

A close-up, high-contrast photograph of a Cleveland Browns player's helmet and jersey. The helmet is silver with a black facemask and a white stripe down the center. The word "BROWNS" is printed in black on the white stripe. The jersey is brown with silver and white stripes on the sleeve. The background is a light, textured gray.

**BROWNS**

**BROWNS**

**2019**

# MEDIA

**GUIDE**





# 2019 BROWNS SEASON SCHEDULE

## » PRESEASON





THU · AUG 08	vs WASHINGTON REDSKINS	7:30 PM
SAT · AUG 17	at Indianapolis Colts	4:00 PM
FRI · AUG 23	at Tampa Bay Buccaneers	7:30 PM
THU · AUG 29	vs DETROIT LIONS	7:30 PM

## » REGULAR SEASON

SUN · SEP 08	vs TENNESSEE TITANS	1:00 PM
MON · SEP 16	at New York Jets {MNF}	8:15 PM
SUN · SEP 22	vs LOS ANGELES RAMS {SNF}	8:20 PM
SUN · SEP 29	at Baltimore Ravens	1:00 PM
MON · OCT 07	at San Francisco 49ers {MNF}	8:15 PM
SUN · OCT 13	vs SEATTLE SEAHAWKS	1:00 PM
SUN · OCT 20	BYE WEEK	
SUN · OCT 27	at New England Patriots	4:25 PM
SUN · NOV 03	at Denver Broncos	4:25 PM
SUN · NOV 10	vs BUFFALO BILLS	1:00 PM
THU · NOV 14	vs PITTSBURGH STEELERS {TNF}	8:20 PM
SUN · NOV 24	vs MIAMI DOLPHINS	1:00 PM
SUN · DEC 01	at Pittsburgh Steelers	4:25 PM
SUN · DEC 08	vs CINCINNATI BENGALS	1:00 PM
SUN · DEC 15	at Arizona Cardinals	4:05 PM
SUN · DEC 22	vs BALTIMORE RAVENS	1:00 PM
SUN · DEC 29	at Cincinnati Bengals	1:00 PM

**HOME** | **AWAY** | **TICKETS:** 440.824.3434 · CLEVELANDBROWNS.COM

ALL GAMES BROADCAST ON THE UNIVERSITY HOSPITALS CLEVELAND BROWNS RADIO NETWORK

 @BROWNS |  /CLEVELANDBROWNS |  @CLEVELANDBROWNS |  /BROWNS

ALL TIMES ARE EASTERN

# BROWNS

TIMES SUBJECT TO CHANGE



<b>A</b>	
All-League Selections.....	299
Attendance, All-Time .....	425
Assistant Coaches (1946-95, 1999-2019).....	321
Award Winners, NFL .....	297-298
Award Winners, Team .....	301
<b>B</b>	
Biographies	
Coaching Staff .....	29-70
Draft Choices, 2019.....	245-257
Football Support Staff.....	83-91
Front Office.....	17-28
Player Personnel .....	71-82
Undrafted and First-Year Free Agents.....	258-272
Veterans .....	104-243
Browns Give Back.....	2-12
<b>C</b>	
Complex, Browns Training and Administrative....	472-473
<b>D</b>	
Directory, Browns Staff .....	13-15
Draft	
Choices, All-Time .....	322-331
Choices, by College .....	331
1999 Expansion.....	333
<b>F</b>	
FirstEnergy Stadium.....	469-472
Free Agency, (1993-95, 1999-2019) .....	333-334
Free Agents, "Plan B" (1989-92) .....	334
<b>H</b>	
Hall of Fame, Browns in.....	293-296
History, Browns.....	289-290
<b>L</b>	
Legends, Cleveland Browns.....	292
Longest Plays, Browns History .....	431
<b>N</b>	
Numbers	
Jersey, All-Time .....	313-322
Retired Uniform .....	291
<b>O</b>	
Overtime, Browns in .....	346-348
<b>P</b>	
Prime Time, Browns on .....	349
Pro Bowl Selections	
By Player .....	300
By Year .....	299
Pronunciation Guide.....	50

## TEAM INFORMATION

### CLEVELAND BROWNS TRAINING AND ADMINISTRATIVE COMPLEX

76 Lou Groza Boulevard  
Berea, Ohio 44017  
(440) 891-5000

### FIRSTENERGY STADIUM

100 Alfred Lerner Way  
Cleveland, Ohio 44114  
(440) 891-5001

### CLEVELAND BROWNS TICKET OFFICE

FirstEnergy Stadium  
100 Alfred Lerner Way  
Cleveland, Ohio 44114  
(440) 891-5050  
(888) 891-1999 (toll free)

<b>R</b>	
Ranking by Yards (Since 1971).....	346
Records	
100-Yard Receiving Games .....	465-467
100-Yard Rushing Games .....	460-562
300-Yard Passing Games .....	463-464
Head Coaches' .....	350
Individual .....	431-437
Opponents' Single-Game .....	448-449
Rookie .....	445-447
Team .....	438-445
Results	
Opponents, All-Time, Game-by-Game .....	338-345
Opponents, All-Time, Overall.....	345
Playoff .....	424
Preseason, All-Time .....	351-354
Regular Season, All-Time.....	355-422
Year-by-Year.....	423
Ring of Honor .....	292
Rosters	
All-Time.....	302-312
Alphabetical, 2019.....	102
Numerical, 2019 .....	103
<b>S</b>	
Shutouts, All-Time .....	350
Staff, Browns .....	92-100
Standings, 2018 NFL Final.....	274
Statistics, Final, 2018 .....	274-279
Summaries, 2017 Week-By-Week .....	280-287
<b>T</b>	
Team Information.....	1
Top 10	
Career.....	427-428
Game Performances .....	430
Seasons.....	429
Trade History (1999-2019) .....	335-337
Training Camp History.....	473
<b>Y</b>	
Year-By-Year Leaders .....	450-459

### CLEVELAND BROWNS PRO SHOP

(440) 824-3427  
(877) 746-8326 (toll free)

### TICKET SALES

(440) 824-3434



# BROWNS GIVE BACK



**EARN YOUR STRIPES**

---

THE CLEVELAND BROWNS  
**GIVE BACK**  
TO NORTHEAST OHIO  
WITH A COMMITMENT TO  
**EDUCATION AND YOUTH FOOTBALL**  
WHILE ENGAGING THE  
COMMUNITY THROUGH THE  
SIGNATURE **FIRST AND TEN**  
VOLUNTEER MOVEMENT.



## THE BROWNS HAVE UNIFIED AND STREAMLINED THEIR MANY PHILANTHROPIC EFFORTS THROUGHOUT NORTHEAST OHIO THROUGH “BROWNS GIVE BACK”

Giving back to Northeast Ohio is a core value of the Cleveland Browns organization, and Browns Give Back creates a measurable, thoughtful and impactful approach to enrich the communities in which we live, work and play through financial contributions and service projects.

The Browns' philanthropic efforts through the Cleveland Browns Foundation, Community Relations and personal giving from Dee and Jimmy Haslam, coaches, players and the rest of the Browns organization are unified together under the Browns Give Back platform. The target of these endeavors is devoted to three focus areas: **EDUCATION**, **YOUTH FOOTBALL** and the team's signature **FIRST AND TEN** volunteer initiative.

“As stewards of this franchise we recognize the platform our organization has to unify Northeast Ohio in so many ways,” said Dee and Jimmy Haslam. “We take great pride in the responsibility of every member of our organization to positively impact this community which has provided an incredible amount of support during our time in Cleveland. Our Browns Give Back initiative is keenly focused through a streamlined approach on areas that we feel can improve the lives of children while engaging our community and inspiring others to get out and make an impact by volunteering their time to a cause.”

The Browns focus on education and youth football is a direct reflection on supporting children first, who represent the future of our city. When the children of Northeast Ohio succeed and accomplish their goals on their way to becoming adults, everyone in the area, including the Browns, benefits and wins. The same goes for volunteerism, which is encouraged and amplified through First and Ten, not only locally but in the cities in which our fans and teammates live.

---

@ BrownsGiveBack



---

LEARN MORE AT [CLEVELANDBROWNS.COM/BROWNSGIVEBACK](https://CLEVELANDBROWNS.COM/BROWNSGIVEBACK)



## Missed School = Missed Opportunities

### GET 2 SCHOOL PROGRAM

Browns Give Back is a signature partner of Cleveland Metropolitan School District's "Get 2 School. You Can Make It!" attendance campaign, working to promote a school-going culture, reduce attendance related barriers and ensure students get to school every day.

#### Browns Lend a Hand

**8,000**

Provided clothing packages, removing lack of uniforms as an attendance related barrier

**4,700**

Donated Browns tickets serving as an attendance incentive

**100**

Recognized over 100 students and families on-field during a Browns home game for their ongoing commitment to school attendance

Recorded motivational messages from Browns players reminding students to Get 2 School every day

#### Assembled for Schools

**100 125 44 100**

Book Cases    Rocking Chairs    Tables    Bikes

*In 2017, the Cleveland Browns announced that all of the team's net proceeds from items purchased in the Pro Shop at FirstEnergy Stadium would be donated to support Browns Give Back's commitment to education and youth football.*

#### Did you know?

**Chronic absence** (missing 18 days or more of school) makes Ohio students

**88.5%**

less likely to graduate on-time from high school.

In 2018, over 260,000 Ohio students were chronically absent (16%).

#### Results After 3 Years

**22%**

Reduced off-track attendance (10 or more days) by nearly 22%, translating to more than 4,100 Cleveland students improving their attendance record and chances of graduating high school.

#### Growing Our Impact

As part of its ongoing commitment to education, specifically school attendance, the Cleveland Browns Foundation is set to launch a statewide attendance campaign designed to both raise awareness and offer resources to help Ohio families, schools and community partners make attendance a priority. The goal is to increase attendance and decrease chronic absenteeism for all students. This will significantly increase the odds of students achieving inside the classroom and ultimately afford them a brighter future. By shifting grant making efforts to support select school districts, the data-driven approach looks to remove attendance-related barriers and create a school-going culture, ensuring Ohio's most valuable resource can learn, succeed and unlock their full potential.



# By Getting to School Every Day, You're Preparing for a Successful Future



*"A group of us is smarter than any one of us...we all need to work hard to create schools where students like coming to learn, where they are challenged by people who care for them and where parents are invited to be partners in the process."*

*- Antwan Wilson, Council of Distinguished Education*



## BROWNS GIVE BACK - YOUTH FOOTBALL

### Cleveland Browns 4 Downs to Advancing Youth Football

1

FOOTBALL DEVELOPMENT MODEL

3

OPPORTUNITIES FOR KIDS

2

ENGAGE PARENTS &amp; COACHES

4

HEALTH &amp; SAFETY

### CLEVELAND BROWNS FIELD PROJECTS



SINCE MAKING CLEVELAND OUR HOME, WE HAVE FOCUSED ON IMPROVING YOUTH FOOTBALL AND EDUCATION FOR THE ENTIRE REGION. BY INSTALLING THESE SYNTHETIC TURF FIELDS, WE ARE ABLE TO COMBINE THOSE TWO PASSIONS TO GIVE OUR YOUTH, SCHOOLS AND COMMUNITIES YEAR-ROUND ACCESS TO THE RESOURCES THEY DESERVE.

- DEE & JIMMY HASLAM



As part of the Browns' dedication to education, youth and high school football and Cleveland, Dee and Jimmy Haslam and the Browns organization announced in May 2016 the commitment to provide five Cleveland Metropolitan School District (CMSD) fields with high-quality synthetic turf over a two-year span. During the community impact project's planning stages, CMSD identified five fields that would provide the most significant results throughout the city. The team will add two more fields in 2019, bringing its total to nine in the past four years.

Three fields - Royce Kidd Field, James F. Rhodes Field and Bump Taylor - were completed for the start of the 2016 high school football season, while John Adams Field and John Marshall Field completed construction in fall 2017.

The Senate League fields, available to all CMSD schools, are lined to accommodate multiple sports to offer more students opportunities to benefit from the upgraded playing surfaces. Through the project, the Cleveland Muny League, CMSD physical education classes and local community members will now receive additional access to the fields, given many time limitations related to grass field maintenance have been eliminated with the implementation of synthetic turf.

In 2018, the Browns committed to providing two new high school fields - one at Toledo's Roy C. Start High School and one at Lorain High School's George Daniel Field. In 2019, the Browns have furthered their commitment by providing two new fields - one at Boys Hope Girls Hope of Northeast Ohio and one at Akron's Ellet High School.

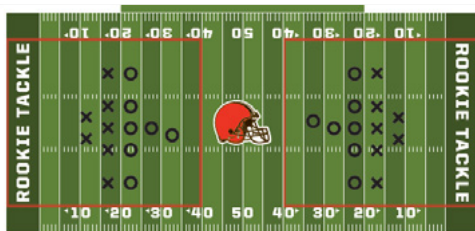
### LEGENDS CLINIC

With the Browns new fields throughout Greater Cleveland, Lorain and Toledo, new opportunities to play football have been created. In Summer 2018, the Browns introduced the Cleveland Browns Legends Clinic. Nearly 1,000 kids had the opportunity to attend this free clinic.

Throughout the event, Browns alumni serving as Play Football Ambassadors and high school coaches offered tips and hands-on instruction, including lectures, fundamental football skills stations, contests and non-contact games in a high-energy, fun, and positive environment.



## BROWNS GIVE BACK - YOUTH FOOTBALL



### FOOTBALL DEVELOPMENT MODEL



### JR. BROWNS NFL FLAG

Jr. Browns NFL FLAG is the Cleveland Browns official youth flag football program for children 5-14 years old. It provides boys and girls the opportunity to play in one of the NFL's largest organized non-contact football leagues. Started in 2018 with eight community programs throughout Northeast Ohio, it now extends to more than 70 programs throughout the region. Additionally, the Browns launched the new Jr. Browns NFL FLAG In-School program for 40 schools, impacting nearly 10,000 students.

### ROOKIE TACKLE

Launched in 2017, the Browns and local youth football organizations across the country are hosting USA Football Rookie Tackle programs to further introduce and evaluate the new education and skills-progression focused version of the sport.

USA Football's Rookie Tackle was created to provide a playing structure and format to serve as a youth football development bridge between flag football and 11-player tackle. In line with other sports' models, Rookie Tackle offers young participants an opportunity to be introduced to or progressively learn more about football fundamentals, strategy and the game itself prior to advancing to full 11-on-11, 100-yard competition that is equivalent to the high school, collegiate and professional ranks.

The Cleveland Browns were the first NFL team to help coordinate USA Football's "modified tackle" football scrimmages and a Rookie Tackle pilot league within their home market, as the two organizations continue their partnership and dedication to advance youth players' enjoyment of playing the country's most popular sport.

To help educate coaches, the Browns hosted a free Rookie Tackle Coaches Clinic at FirstEnergy Stadium, led by legendary St. Ignatius Head Football Coach and Browns Youth Football Ambassador Chuck Kyle. During the clinic, new and existing programs learned about the Football Development Model, 7 on 7 Rookie Tackle Coaching Techniques, on-field set up and more.

LEARN MORE AT

[WWW.CLEVELANDROOKIETACKLE.COM](http://WWW.CLEVELANDROOKIETACKLE.COM)

### HS GAME OF THE WEEK

The Cleveland Browns High School Game of the Week (HSGOTW) returns this fall for the 10th consecutive year, with Lake Erie College of Osteopathic Medicine (LECOM) continuing as associate partner. Since the program began, more than eight million votes have been submitted for weekly matchups posted on ClevelandBrowns.com, making the Game of the Week page one of the most visited pages on ClevelandBrowns.com. Last season, 10 programs won \$1,500, while Kirtland High School's Tiger Laverde received an additional \$3,000 for the Hornets football program after being named the Cleveland Browns High School Coach of the Year.

STAFF

PLAYERS

2018 SEASON

HISTORY

RECORDS

GAME DAY



## BROWNS GIVE BACK - YOUTH FOOTBALL

### HELMETS PROGRAM

HELMETS, in association with University Hospitals and Xenith, aims to advance player safety by awarding an eligible Ohio area high school football program with \$25,000 in new Xenith football helmets. As a prerequisite, programs must commit to enhancing player health and safety by enrolling in USA Football's medically endorsed Heads Up Football® program, which offers certification clinics to educate coaches about concussion recognition and response protocols, proper equipment fitting, shoulder tackling, heads up blocking, heat emergency preparedness and hydration and sudden cardiac arrest.



TO ENTER YOUR SCHOOL AND TO LEARN MORE, VISIT [WWW.CLEVELANDBROWNS.COM/HELMETS](http://WWW.CLEVELANDBROWNS.COM/HELMETS)

### NORTHEAST OHIO YOUTH FOOTBALL SUMMIT

Cleveland Browns Head Coach Freddie Kitchens and Browns coaches Stump Mitchell, Chris Jones and Alonso Escalante welcomed nearly 200 youth football coaches to FirstEnergy Stadium for the 2nd Annual Northeast Ohio Youth Football Coaches Summit. During this event, each youth and high school football coach received their USA Football Heads Up Certification, courtesy of University Hospitals, and received coaching tips for youth football techniques, skills and drills.



OFFICIAL YOUTH & HIGH SCHOOL FOOTBALL ACCOUNT FOR THE CLEVELAND BROWNS.  
STAY UP TO DATE ON ALL YOUTH & HIGH SCHOOL FOOTBALL PROGRAMMING THROUGHOUT THE YEAR.



@BrownsYouthFB

VISIT [CLEVELANDBROWNS.COM/BROWNSGIVEBACK](http://CLEVELANDBROWNS.COM/BROWNSGIVEBACK)

TO SEE HOW THE CLEVELAND BROWNS GIVE BACK TO NORTHEAST OHIO WITH A COMMITMENT TO EDUCATION AND YOUTH FOOTBALL WHILE ENGAGING THE COMMUNITY THROUGH THE SIGNATURE FIRST AND TEN VOLUNTEER MOVEMENT.



GIVE TEN HOURS


**FIRST  
AND  
TEN**

HELP YOUR COMMUNITY

## TAKE THE PLEDGE

Pledge individually or as a group! Friends, family, classmates and teammates can help communities globally. This is your commitment to #give10 hours by volunteering in the community.

## WEAR YOUR ORANGE WRISTBAND

Wear your #give10 wristband as a constant reminder to make a difference in your community.



## SHARE YOUR STORIES

Use #give10 to unite with the Browns and the team's fans. Fans who share their stories and photos are highlighted on [ClevelandBrowns.com](http://ClevelandBrowns.com) throughout the year and inspire others to volunteer.

## COMMUNITY PARTNERS

American Cancer Society   American Red Cross   USA Football   [USO of Northern Ohio](#)   Providence House  
[United Way of Greater Cleveland](#)   Achievement Centers for Children   [Greater Cleveland Food Bank](#)  
 The Centers for Families and Children   [Greater Cleveland Sports Commission](#)   American Heart Association

**#give10** @ BrownsGiveBack
 



 LEARN MORE AT [CLEVELANDBROWNS.COM/BROWNSGIVEBACK](http://CLEVELANDBROWNS.COM/BROWNSGIVEBACK)

**MORE THAN 2 MILLION VOLUNTEER HOURS HAVE  
BEEN PLEDGED THROUGH FIRST AND TEN SINCE 2014**



## BROWNS GIVE BACK - VOLUNTEERING

SINCE INCEPTION IN 2014, MORE THAN 2 MILLION VOLUNTEER HOURS HAVE BEEN PLEDGED!



As part of the **NFL 100 celebration**, the NFL is inviting every club and its fans to **Huddle for 100**, an effort to inspire 1 million people to volunteer 100 minutes of their time to make a lasting difference in their communities. Browns fans are encouraged to share **#BrownsHuddleFor100** as they volunteer in their communities, and follow **@BrownsGiveBack** to stay up to date with Browns Huddle opportunities.



## BROWNS GIVE BACK - VOLUNTEERING

STAFF

PLAYERS

2018 SEASON

HISTORY

RECORDS

GAME DAY

THE MESSAGE OF **GIVING BACK TO OUR COMMUNITIES** BEGINS IN THE BUILDING. IN ADDITION TO THE PLAYERS' AND FANS' COMMITMENT TO THE FIRST AND TEN MOVEMENT, **100% OF BROWNS STAFF** LOGGED 10 OR MORE HOURS OF SERVICE FOR 2018.



#GIVE10




The Cleveland Browns give back to Northeast Ohio with a commitment to education and youth football while engaging the community through our signature **First and Ten** volunteer movement.



## BROWNS GIVE BACK - IMPACTING THE LAND

### Impacting the Land -- Browns Social Justice Initiatives



During the past few years, Dee and Jimmy Haslam and a core team of Browns executives have met regularly with players to discuss and coordinate community engagement opportunities with organizations and in areas supporting social justice where players wish to make an impact.

Through those discussions, Browns players identified wanting to support police-community relations, including through local Neighborhood Equality & Unity Summits and collaborative visits to Cleveland Recreation Centers; addressing recidivism and creating job opportunities; and providing educational resources to students in need. In addition to the Neighborhood Equality & Unity Summits – designed for Browns players, CMSD students and Cleveland safety forces to talk about their shared community – the team and its players have made contributions to local non-profits who are focused on making a difference in areas related to social justice, as well as engaged with leaders in the community to understand how they can best make a difference in Cleveland and their hometowns.

***"WHEN YOU ARE IN LINE WITH A LOT OF GUYS IN THE LEAGUE THAT ARE TRYING TO DO SPECIAL THINGS IN THE COMMUNITY AND TRYING TO DO THINGS TO BETTER PEOPLE, AND WHEN YOU HAVE THE NFL AND TEAMS BEHIND YOU MATCHING THAT EFFORT, WE WANT TO BE ALL HANDS IN. WE HAVE A POWER AND WE HAVE A RESPONSIBILITY TO HELP THOSE IN NEED AND HELP GET THINGS CORRECTED WITH SOCIAL INJUSTICES. IT IS IMPORTANT TO US AS PLAYERS ON THE TEAM, BUT IT IS AS IMPORTANT TO US AS CITIZENS, AS WELL, TO JUST BE THAT VOICE AND BE THOSE LEADERS."***

***- BROWNS 2018 WALTER PAYTON MAN OF THE YEAR LB CHRISTIAN KIRKSEY***

In May, the Browns dined at EDWINS restaurant following a tour of the organization's main campus, where the team provided a \$75,000 grant towards its mission. Founded in 2007, EDWINS Leadership & Restaurant Institute gives formerly incarcerated adults a foundation in the culinary and hospitality industry while providing a support network necessary to their long-term success. Its objective is to teach a skilled and in-demand trade in the culinary arts, empower willing minds through passion for hospitality management and prepare students for a successful transition home.

Last December, the Browns social justice leadership group headed to Bloom Bakery to offer a \$75,000 donation to Towards Employment, which supplies training and resources and assists in securing jobs for individuals who have been incarcerated. Prior to that date, multiple Browns players also visited Towards Employment's headquarters to learn about how those groups are impacted when seeking employment, as well as speak with multiple members enrolled in Towards Employment programs.

The Browns and Browns players also made additional contributions to City of Cleveland Recreation Centers in 2018 to help renovate spaces at three locations and create more opportunities for youth to learn and play in their own community.

This past offseason, Browns players also traveled to the City of Cleveland Courthouse downtown and witnessed bail hearings to better understand the process and its challenges, followed by a trip to interact with individuals incarcerated at Bedford Heights City Jail.

The Browns social justice leadership team will continue to expand its efforts in 2019 with the goal of Impacting the Land and inspiring positive change to help create social equality in local communities.



## STAFF DIRECTORY

### MANAGEMENT

Dee Haslam	Owner
Jimmy Haslam	Owner
JW Johnson	Executive Vice President
John Dorsey	General Manager
Paul DePodesta	Chief Strategy Officer
David A. Jenkins	Executive Vice President, Chief Operating Officer
Dave Freeman	Senior Vice President, Marketing and Media
Peter John-Baptiste	Senior Vice President, Communications
Mike Nikolaus	Senior Vice President, Chief Human Resources Officer
Renee Harvey	Vice President, Cleveland Browns Foundation
Jim Brown	Special Advisor
Katie Murphy	Director, Ownership Operations
Will Black	Manager, Ownership Operations
Monica Lince	Coordinator, Ownership Operations

### COACHING

Freddie Kitchens	Head Coach
Steve Wilks	Defensive Coordinator
Todd Monken	Offensive Coordinator
Mike Priefer	Special Teams Coordinator
James Campen	Offensive Line/Associate Head Coach
Jeff Blasko	Assistant Offensive Line
Josh Christovich	Strength & Conditioning Assistant/ Sports Scientist
Doug Colman	Assistant Special Teams
Jim Dray	Offensive Quality Control
Alonso Escalante	Defensive Quality Control
Monty Gibson	Strength & Conditioning Assistant
Adam Henry	Wide Receivers
Al Holcomb	Run Game Coordinator/Linebackers
Ryan Hollern	Assistant to the Head Coach
Larry Jackson	Director, Strength & Conditioning
Chris Jones	Senior Defensive Assistant
Dale Jones	Strength & Conditioning Assistant
Ryan Lindley	Quarterbacks
John Lilly	Tight Ends
Tosh Lupoi	Defensive Line
Evan Marcus	Strength & Conditioning Assistant
Stump Mitchell	Run Game Coordinator/Running Backs
John Parrella	Assistant Defensive Line
Deuce Schwartz	Defensive Quality Control
Tyler Tettleton	Offensive Quality Control
DeWayne Walker	Defensive Backs
Joe Whitt	Pass Game Coordinator/Secondary
Jody Wright	Offensive Assistant

### PLAYER PERSONNEL

Eliot Wolf	Assistant General Manager
Chris Cooper	Vice President, Football Administration
Alonzo Highsmith	Vice President, Player Personnel
Seth Hooker	Director, Football Information Systems
Steve Malin	Director, College Scouting
Dan Saganey	Director, Pro Scouting
Dan Zegers	Personnel Coordinator
Bryant Swindle	Manager, Team Travel/Assistant to the General Manager
Glenn Cook	Assistant Director, Pro Scouting
Adam Al-Khayyal	College Scout
Zach Ayers	College Scout
Colton Chapple	College Scout
Sam DeLuca	Pro Scout
Matt Donahoe	College Scout

Branden Francis  
Gerald McCully  
Jimmy Noel  
Max Paulus  
Bradley DeAngelis  
Zach Zelinsky

#### RESEARCH

Ken Kovash  
Mike Cetta  
Scott DiBenedetto  
Tosan Eyetsemitan  
Tyler Hamblin  
Andrew Healy  
Dave Giuliani

Aditya Krishnan  
Dax Nollenberger  
Thomas Pack  
Michael Romanella  
Scott Skuteris  
Zach Wigmore

### FOOTBALL SUPPORT

#### TRAINING AND MEDICAL

Joe Sheehan

Shone Gipson  
Katy Meassick  
Pat Rock  
Anthony Trem  
Stefan Varner  
Gordon Williams

#### EQUIPMENT

Brad Melland  
Jeff Inderhees

Jim McLaughlin  
Kory Gillissie

#### PLAYER ENGAGEMENT

Ron Brewer  
**VIDEO**  
Rob Pavlas  
Ricky Palmer  
Caleb Studivart

### FOOTBALL OPERATIONS

Phil Dangerfield  
**GROUND**

Chris Powell  
Neal Pate  
Scott Springer  
Andrew Bossard  
Russell Horn  
Jeff Witt

#### SECURITY

John Frain  
John Boykin

### CLEVELAND BROWNS FOUNDATION

Cecilia Kaltz  
Khallem Charles  
Manager, Cleveland Browns  
Foundation  
Coordinator, Cleveland Browns  
Foundation

### FAN & BRAND DEVELOPMENT

Jen Leicester  
**CREATIVE SERVICES**  
Chris Modarelli  
Mark Podolok  
Darren Zavarella  
**DIGITAL MEDIA**  
Jeremy Zimmer  
Andrew Gribble

Pro Scout  
College Scout  
College Scout  
College Scout  
Software Developer  
Software Developer

Vice President, Research & Strategy  
Director, Research  
Scouting Assistant  
Scouting Assistant  
Scouting Assistant  
Senior Strategist, Player Personnel  
Senior Analyst, Coaching and  
Personnel  
Football Research Analyst  
Scouting Assistant  
Scouting Assistant  
Scouting Assistant  
Scouting Assistant  
Scouting Assistant

Vice President,  
Player Health and Development  
Assistant Athletic Trainer  
Performance Dietitian  
Assistant Athletic Trainer  
Physical Therapist  
Assistant Athletic Trainer  
Assistant Athletic Trainer

Director, Equipment Operations  
Assistant Director, Equipment  
Operations  
Assistant Equipment Manager  
Equipment Assistant

Manager, Player Engagement

Video Director  
Assistant Video Director  
Video Assistant

Vice President, Operations

Head Groundskeeper  
Stadium Field Manager  
Grounds Supervisor  
Assistant Groundskeeper  
Assistant Groundskeeper  
Assistant Groundskeeper

Director, Security  
Manager, Security

Manager, Marketing

Director, Creative Services  
Art Director  
Graphic Designer

Senior Director, Digital Media  
Senior Manager, Digital Media

STAFF

PLAYERS

2018 SEASON

HISTORY

RECORDS

GAME DAY



## STAFF DIRECTORY

Leah Archual  
Keely McKenzie  
Allie Raymond  
Nick Shook  
Matt Starkey

### CONTENT AND PRODUCTION

Sara Kornokovich  
Paul Taylor

Jeff McDaniel  
Anthony Baucio  
Rob Conroy  
Drew Davidson  
Jason Gibbs  
Keith Molohan  
Ricky Soinski  
Nathan Zegura

### SCOREBOARD OPERATIONS

Kyle Millen  
Rich Hanchette  
Renee Arko  
Sean Olivier

### FAN EXPERIENCE AND SPECIAL EVENTS

Carlos Oseguera

Corey Kinder  
Megan Rock  
Shelby O'Brien

Manager, Digital Media  
Coordinator, Digital Design  
Coordinator, Social Media  
Digital Content Coordinator  
Staff Photographer

Director, Content and Production  
Supervising Producer, Content and Production  
Producer

Associate Producer  
Associate Producer  
Segment Producer  
Radio Producer  
Associate Producer  
Post Production Manager  
Senior Media Broadcaster

Director, Scoreboard Operations  
Motion Graphic Artist  
Coordinator, Scoreboard Operations  
Coordinator, Scoreboard Operations

Senior Director, Fan Experience and Special Events  
Manager, Fan Experience and Special Events  
Manager, Fan Experience and Special Events  
Coordinator, Fan Experience and Special Events

## COMMUNICATIONS, COMMUNITY RELATIONS & ALUMNI

Jenner Tekancic  
Dan Murphy  
Rob McBurnett  
Kevin Mack  
Darrell Taylor  
Mike Annarella  
Brigitte Givand

Vice President, Community Relations  
Senior Manager, Communications  
Senior Manager, Communications  
Alumni Relations  
Manager, Youth Football  
Coordinator, Communications  
Coordinator, Community Relations

## ADMINISTRATION

### ADMINISTRATION

Matt Srodek  
Jess Brooks  
Chris Cola  
Carol Meier  
Casey Thompson  
Dee Vega

Director, Berea Facilities  
Coordinator, Human Resources  
Coordinator, Berea Facilities  
Receptionist  
Coordinator, Shipping and Receiving  
Wellness Manager

### FINANCE AND ACCOUNTING

Gregory Rush

Vice President, Finance and Administration  
Director, Finance  
Manager, Travel and Compliance  
Payroll Manager  
Manager, Accounting  
Executive Assistant

Laurie Rice  
Debbie Kruszynski  
Sue Majewski  
Pamela Smith  
Donna Podolak

### LEGAL

Ted Tywang  
Marikka Pretz-Anderson

Vice President, General Counsel  
Manager, Legal Affairs

### BUSINESS ANALYTICS

Joe Moeller  
Erica Mangino  
Mark Smith

Director, Business Analytics  
Business Data Scientist  
Sales and Marketing Systems Manager  
Business Applications Developer/Data Architect

### INFORMATION TECHNOLOGY

Brandon Covert

Jud Covert  
Paul Knopp  
Jeffrey Patton  
Trexler Hull

### BEREA SECURITY

Nolan Badalucco  
Jay Lanzer  
Andy Mull  
R.J. Szabo

Vice President, Information Technology  
Support/Network Engineer  
IT Security Engineer  
Network Manager  
IT Support Services Manager

Berea Security Officer  
Berea Security Officer  
Berea Security Officer  
Berea Security Officer

## CORPORATE PARTNERSHIPS & SUIT SALES

Mike Schoenbrun  
Bridget Kakos  
Sean Othen  
Lindsay Strauch  
Vanessa Bryan  
Lance Camden  
Brent DeCoster  
Joe Hamlin  
Jessica O'Rielly  
Doug Vinci  
Nicole Willis  
Marina Dieker  
Cory Gillman  
Kailla Zegura

### SUITES SALES AND SERVICE

Sharon Smith  
Joe Rizzo  
Emma Ryan

Vice President, Corporate Partnerships  
Director, Partnership Activation  
Director, Corporate Partnerships  
Senior Manager, Partnership Activation  
Manager, Partnership Activation  
Manager, Corporate Partnerships  
Manager, Corporate Partnerships  
Manager, Partnership Activation  
Manager, Digital & Media Sales  
Manager, Corporate Partnerships  
Manager, Partnership Activation  
Coordinator, Partnership Activation  
Coordinator, Partnership Activation  
Coordinator, Partnership Activation

Manager, Suiteholder Experience  
Suite Sales Executive  
Coordinator, Suiteholder Experience

## TICKET SALES & SERVICE

Bob Sivik  
Paige McCort

### MEMBERSHIP SERVICES

Taylor Laurer  
Zayna Ibrahim  
Brian Gross

Brandon Schwartz

Iman Warren

Blake Adkins  
Taylor Adrian  
Tare Beaver  
Lorenzo Costanzo  
Connor Daugherty  
Sam Grabinski  
Briana Harris  
Maximo Meggett

### PREMIUM AND GROUP SALES

Nick McNeill  
Maranda Hoffman  
Victoria Leahy  
Miguel Pimentel  
Trevor Holway  
Thomas Mason

### TICKET OPERATIONS

David Lee  
Jason Decker  
Lexi Norton

### TICKET SALES

Mike Judge  
Austin Pavlack  
Paul Rini  
Nick Lubarger

Director, Membership Services  
Manager, Membership Services  
Senior Membership Services Representative  
Senior Membership Services Representative  
Senior Membership Services Representative  
Senior Membership Services Representative  
Senior Membership Services Representative  
Senior Membership Services Representative  
Senior Membership Services Representative  
Senior Membership Services Representative  
Senior Membership Services Representative

Manager, Premium and Group Sales  
Premium Sales Representative  
Premium Sales Representative  
Premium Sales Representative  
Group Account Executive  
Group Account Executive

Director, Ticket Operations  
Manager, Ticket Operations  
Coordinator, Ticket Operations

Manager, Ticket Sales  
Manager, Inside Sales and Recruiting  
Account Executive  
Account Executive



## STAFF DIRECTORY

### STADIUM OPERATIONS & MAINTENANCE

#### STADIUM OPERATIONS

Troy Brown	Vice President, Stadium Operations
Brad Mohr	Director, Stadium Operations
Mike Good	Manager, Stadium Operations
Clete Diener	Coordinator, Stadium Operations
Karlie Sustersic	Coordinator, Guest Services

#### MAINTENANCE

Don Husted	Director, Stadium Facilities
Bob Digney	Engineer
Bob Isgro	Engineer
Jennifer Lawlis	Engineer
Jerry Ray	Engineer
Kimer Rogers	Engineer
Joshua Shur	Engineer
Eric Strick	Engineer
Ariel Garcia	Stadium Maintenance
Marshall Morgan	Stadium Maintenance
Chris Stanley	Stadium Maintenance

#### STADIUM SECURITY

Omar Jufko	Manager, Stadium Security
Lovelle Brown	Stadium Security Supervisor
James Payne	Stadium Security Supervisor
Michael Sims	Stadium Security Supervisor
Bill Davis	Stadium Security Officer
Joseph Mann	Stadium Security Officer
Jonathan Patterson	Stadium Security Officer

### SWAGGER THE BULLMASTIFF

Born "Swagger" on July 20, 2013, the Browns welcome back the four-year-old bullmastiff to their gameday entertainment group. The 140-pound pup will be on the field during team introductions and will meet and take photos with fans on Dawg Pound Drive on Alfred Lerner Way, as well as attend other club events.







**STAFF**

BROWNS



A photograph of Dee and Jimmy Haslam, the owners of the Cleveland Browns, smiling against a vibrant orange and red background with a textured, paint-splatter effect. Dee is on the left, a woman with blonde hair, and Jimmy is on the right, a man with grey hair wearing a suit and tie.

# DEE & JIMMY HASLAM

**YEAR IN THE NFL 12TH**  
**YEAR WITH THE BROWNS 8TH**

Dee and Jimmy Haslam are committed to restoring championship football in Cleveland. To best position the team for success, the Haslams have consistently invested in the organization and its facilities to provide the best resources available, while working diligently and responsibly in partnership with the City of Cleveland and the City of Berea.

Prior to the 2016 season, the Haslams and the City of Berea agreed to invest nearly \$15 million in the team's training facility. The development resulted in first-class amenities throughout the building, to create a best-in-class environment not only for the team's coaches and players, but for every member of the organization. Through the construction, the team renovated 25,000 square feet of space, added 25,000 square feet to the facility and redesigned the locker room, player meeting rooms, player lounge, cafeteria, training room and installed a lap pool and new hot and cold tubs. The renovation also included the addition of a 4,600 square-foot, fully-staffed wellness center to ensure the optimal social, mental and physical health of every Browns employee. Most recently, the Browns and the City of Berea agreed to a lease extension to keep their headquarters there through at least 2039.

From 2014-15, FirstEnergy Stadium, in partnership with the City of Cleveland, received \$125 million of upgrades to modernize the interior and exterior of the stadium. All facets of the project - which included new videoboards, additional lower bowl seating, new and refurbished club and premium spaces, upgraded food and beverage selections and more - were incorporated with the mission to provide Browns fans an enhanced in-game experience, while also improving the team's home-field advantage.



The Haslamslams have created three primary areas of focus to set the team's culture in Cleveland and help direct all important processes and decisions for the organization. The club's standard is centered on providing a consistently winning team on the football field; taking exceptional care of the team's fans by providing a premier experience throughout the year; and striving to make a positive impact in the Northeast Ohio community with an emphasis on education, youth football and community engagement through volunteerism.

## MAKING A DIFFERENCE

Dee and Jimmy are immersed in numerous philanthropic and community endeavors to impact Northeast Ohio. Upon becoming owners of the Browns, they quickly engaged themselves in the Northeast Ohio community.

In 2017, the Browns' philanthropic efforts through the Cleveland Browns Foundation, Community Relations and personal giving from the Haslamslams, coaches, players and the rest of the Browns organization were unified with the launch of "Browns Give Back."

The Haslamslams established a focus and direction for the Browns Give Back initiative, with a commitment to make a continuing impact in education, youth football and community engagement through volunteerism. They have invested \$10 million in Breakthrough Charter Schools, which helps provide equal educational opportunities for local youths throughout greater Cleveland. The couple also made a substantial gift to Cleveland's public schools, helping to refurbish many of the city's athletic fields. In 2016 as part of the their dedication to education, youth and high school football and Cleveland, Dee and Jimmy announced a commitment to provide five Cleveland Metropolitan School District (CMSD) fields with high-quality synthetic turf during the next two years. Three fields – Royce Kidd Field, James F. Rhodes Field and Bump Taylor Field – were renovated before the start of the 2016 high school football season. In 2017, renovations were completed on John Adams Field and John Marshall Field. The fields are available to all CMSD schools and are lined to accommodate multiple sports to offer more students opportunities to benefit from the upgraded playing surfaces. In 2018, the field project expanded beyond Cleveland with the refurbishments of a field at Roy C. Start High School in Toledo and George Daniels Field at Lorain High School. In 2019, the field project has continued with breaking of ground for fields at Ellet High School in Akron and Boys Hope Girls Hope in Garfield Heights. By the start of the 2019 high school football season, the Browns have installed nine turf fields as part of the program over a four-year period. The Haslamslams and Pilot Flying J have also initiated the turf field project in Knoxville, providing funding to transform 13 fields at area high schools.

In 2017, the Haslamslams announced that all net proceeds from items purchased in the Browns Pro Shop at FirstEnergy Stadium and during training camp in Berea will go towards supporting the Browns Give Back commitment to education and youth football.

The Haslamslams worked strategically and passionately to bring the NFL Draft to Cleveland, knowing the impact it could have on the community to host such a signature event. On May 22, 2019, Commissioner Roger Goodell announced that Cleveland would host the 2021 NFL Draft in partnership with the City of Cleveland, Greater Cleveland Sports Commission and Destination Cleveland.

Dee is also committed to the betterment of the Northeast Ohio community through her active involvement as a member of the board of directors for the Greater Cleveland Partnership; the United Way of Greater Cleveland (Executive Council); University Hospitals Systems; the Cleveland Orchestra; and the Rock & Roll Hall of Fame. She also serves on the boards of the University of Tennessee College of Business; the Emerald Youth Foundation; State Collaborative on Reforming Education (SCORE) in Tennessee; and is the acting chair of Lakeshore Park. Dee also serves on the board of the Greater Columbus Partnership.



In May of 2017, Dee was appointed by Governor Jeb Bush to ExcelinEd's Board of Directors, which is a foundation that has become a national leader in the education reform movement. She was also awarded an honorary doctorate after delivering the commencement speech at Baldwin Wallace University.

Dee and Jimmy helped co-found the Haslam Scholars Program in 2008. The program offers unique in-depth academic enrichment for top students at the University of Tennessee.

Jimmy also serves on the boards of the American Federation for Children, the National Association of Truckstop Operators and Anderson Media Corporation. In 2006, he served as Tennessee statewide campaign chair for Bob Corker, now a United States Senator. Jimmy was also the 2010 Tennessee statewide finance chair for Governor Bill Haslam. In October 2011, Jimmy was recognized as a "Significant Sig" by the Sigma Chi Foundation. Jimmy's additional civic involvement includes service on the boards of directors of Lakeshore Park in Knoxville, Tenn. He formerly served as campaign chair for both Knox Area Rescue Ministries and United Way of Greater Knoxville.

In June of 2017, Jimmy was honored by the Cleveland branch of the NAACP at its 105th Anniversary Celebration Freedom Fund Dinner.

Dee and Jimmy have pushed the Browns to make an impact in the social justice space. They have met with Browns players to support their ideas and efforts in determining the best ways to make an impact. The Browns have hosted three social justice summits; two that brought together the Cleveland Police Department with Cleveland Metropolitan School District high school students to create a forum for open and honest dialogue about social injustice and another that brought community and civic leaders to the Browns facility to engage players and the entire organization. Players have also participated in ride-a-longs with local police departments and the Haslams have provided written testimony in support of state criminal justice reform bills. Dee sits on the NFL's social justice committee that works directly with players to advise league on social justice initiatives and funding of programs.

In January of 2019, Dee participated in a panel discussion as part of the R.I.S.E. Super Bowl Champions of Change Town Hall at the King Center in Atlanta, Georgia to discuss team ownerships' role in the league's social justice initiative.

To help further advance the NFL, Jimmy is a member of the league's business ventures, media, and Hall of Fame committees and chairs the investment committee. Dee serves on the social justice, legislative and conduct committees.

The Haslams received their first award as members of the NFL in 2014 when they were recognized by the Fritz Pollard Alliance with the Paul "Tank" Younger Award for promoting diversity within NFL front offices.

## BEYOND THE NFL

In January of 2019, the Haslams expanded their sports interests and investments when they reached an agreement with Major League Soccer to operate the Columbus Crew.

A native a Knoxville, Tenn., Haslam began his career at Pilot Corporation in 1976, a company his family founded in 1958. In 1980, Haslam was named vice president of sales, development and operations. At that time, Pilot operated 100 convenience stores with annual fuel sales of about 125 million gallons. Today, Jimmy serves as CEO of Pilot Flying J, a position he has held since 1996 and the company has grown its network from seven states in the Southeast to 43 states in the U.S., and six Canadian provinces, with more than 750 travel centers and travel plazas. In October of 2017, Warren Buffet's Berkshire Hathaway acquired an investment-stake in Pilot Flying J. Jimmy was thrilled to collaborate with Berkshire Hathaway and expressed those feelings in a



## HASLAM'S CONTINUED

recent interview, "Obviously to have a partner like Warren and Berkshire Hathaway, I think, is a tremendous honor for our team members. Pilot Flying J has always been a growth company, and obviously partnering with Warren is an opportunity to grow even more."

Dee, an Emmy-nominated TV producer, was the executive producer and CEO of RIVR Media Companies. Since launching RIVR Media in 1999, Dee has been the executive producer for ground breaking series such as "Trading Spaces," "Whale Wars," "World Series of Poker," "Renovation Realities," "Fat Guys in the Woods," and "Escaping Polygamy." Recently, RIVR was named a Realscreen's Global 100 TV production company. In June of 2012, Dee started Nest Features, an independent film company that produces films in and about the American South. Prior to RIVR's launch, she worked in various production roles with Bagwell Communications and Cinetel Productions. Dee stepped down from her role as CEO at RIVR Media in early 2018 to devote more of her time to the Cleveland Browns but will remain a partner and executive producer.

Dee's professional association memberships include: Academy of Television Arts and Sciences; In Counsel with Women; Women in Cable Telecommunications; International Women's Forum; C200; and the Society of International Business Fellows.

This past July, Cleveland Crain's honored Dee as a 2018 Women of Note for her efforts and commitment towards the betterment of Cleveland.

The Haslams first became involved in the NFL by acquiring minority ownership of the Pittsburgh Steelers in 2008, marking the first time ownership of the franchise expanded beyond the Rooney and McGinley families. The Haslams kept that stake until taking control of the Browns.

On Aug. 2, 2012, Dee, Jimmy and the Haslam family agreed to purchase the Cleveland Browns. The sale was unanimously approved by NFL owners on Oct. 16, 2012, and the closing took place on Oct. 25.

The Haslams have three adult children and five grandchildren.





## JW JOHNSON

### EXECUTIVE VICE PRESIDENT

**YEAR IN THE NFL 2ND**  
**YEAR WITH THE BROWNS 2ND**

James Wood "JW" Johnson III is executive vice president of the Cleveland Browns and is a member of the Browns ownership group. Johnson helps lead the strategic direction on the business side of the organization, particularly focused on media, marketing, partnerships, fan experience and digital content.

Johnson served as one of the Browns' primary advocates, along with ownership and other team executives, in bringing the NFL Draft to Northeast Ohio in 2021. On May 22, 2019, Commissioner Roger Goodell and the NFL announced that Cleveland would host the 2021 NFL Draft, in partnership with the City of Cleveland, Greater Cleveland Sports Commission and Destination Cleveland.

In January of 2019, JW, his wife Whitney, and Dee and Jimmy Haslam expanded their sports interests and investments when they reached an agreement with Major League Soccer to operate the Columbus Crew. The Haslams and Johnsons, along with partner Dr. Pete Edwards, direct the organization's long-term strategies and day-to-day functions, including the construction of a Downtown Columbus stadium and economic development district, as well as a community center that will house the team's training facility.

Johnson's professional background includes 15 years at CBS Sports, three years with RIVR media and in 2013, he created 3 Sons Media, a creative agency and full-service production and post-production company based in Nashville, Tenn. The company has worked with brands such as the NFL, NIKE, ESPN and NASCAR. 3 Sons created all the in-game video content for the Tennessee Titans in 2016 and helped produce the Browns' in-game content look the past five seasons.

While with CBS Sports (1994-09), Johnson was an Emmy award winning associate producer and associate director. He covered some of the largest sporting events in the world, such as the Masters, Super Bowl and Final Four.

Johnson has a bachelor's degree in broadcast journalism and communications from the University of Mississippi in Oxford. He currently serves on the board of directors for the Cleveland Browns Foundation and chairs the foundation's fundraising committee.

He and his wife, Whitney, have three sons, Hank, Ross and Max.

## BROWNS IN LONDON

On Oct. 29, 2017, the Cleveland Browns played the Minnesota Vikings at Twickenham Stadium in one of the league's four London Series games that season. It marked Cleveland's first-ever regular season game outside of the United States. Prior to the launch of the current International Series format, the Browns played three preseason games - vs. NY Jets in Montreal in 1988; vs. Philadelphia in London in 1989; and vs. New England in Toronto in 1993 - outside of the United States.





## JOHN DORSEY GENERAL MANAGER

**YEAR IN THE NFL 22ND**  
**YEAR WITH THE BROWNS 2ND**

### SUPER BOWLS WON



John Dorsey was named General Manager of the Cleveland Browns on December 7, 2017. Following a six-year playing career as a linebacker with the Green Bay Packers, Dorsey has worked in NFL player personnel for 27 years, including four years as the General Manager of the Kansas City Chiefs. During those 27 seasons, he has helped his teams to 19 playoff berths, 11 divisional titles, three conference championships and two Super Bowl wins.

Dorsey has an impeccable draft record as a General Manager. He has selected a rookie that has made the Pro Bowl each year since 2015 (CB Denzel Ward in 2018, RB Kareem Hunt in 2017, WR Tyreek Hill in 2016 and CB Marcus Peters in 2015). He has also selected QB Baker Mayfield (set NFL rookie passing touchdown record in 2018), QB Patrick Mahomes (voted NFL MVP in 2018), RB Kareem Hunt (led NFL in rushing yards as a rookie in 2017) as well as first team All-Pro honorees and multiple-time Pro Bowlers: TE Travis Kelce, WR Tyreek Hill and CB Marcus Peters.

In his first season with the Browns, Dorsey built a roster that recorded the best turnaround in team history – a 7.5 game-win improvement – from 0-16 in 2017 to 7-8-1 in 2018. He orchestrated trades that landed Pro Bowl WR Jarvis Landry and former first-round CB Damarious Randall. In free agency, the team signed 10 unrestricted free agents and during the 2018 NFL Draft, the Browns selected nine players, including Mayfield (first overall) and Ward (fourth overall).

This offseason, Dorsey completed a blockbuster trade that netted the Browns Pro Bowl and All-Pro WR Odell Beckham Jr. and Pro Bowl DE Olivier Vernon. The club also added Pro Bowl DT Sheldon Richardson and Pro Bowl RB Kareem Hunt. The 2019 draft class consisted of seven players, including the club's first pick CB Greedy Williams.

With Dorsey as General Manager in Kansas City from 2013-16, the Chiefs recorded a 43-21 (.672) record, the fourth-highest winning percentage in the NFL during that span. Kansas City recorded at least nine wins each season and advanced to the postseason three times. In 2016, the Chiefs went 12-4, won the AFC West title and finished 6-0 in divisional play. After starting 1-5 in 2015, the Chiefs recorded the greatest turnaround in a single season in NFL history as the team won its final 10 regular season games and advanced to the postseason. In his first year with the Chiefs, Dorsey was named the 2013 Executive of the Year by the Pro Football Writers of America after helping the club to an 11-5 record after the team went 2-14 the year prior to Dorsey's arrival.

During his five drafts with Kansas City (2013-17), every player Dorsey selected in the first round went on to earn Pro Bowl honors. He selected Mahomes (2017), Peters (2015), DL Dee Ford (2014) and OL Eric Fisher (2013). He also drafted Pro Bowlers in Hunt (third round, 2017), Kelce (third round, 2013), WR Tyreek Hill (fifth round, 2016) and LB D.J. Alexander (sixth round, 2015). Dorsey



## DORSEY CONTINUED

STAFF

PLAYERS

2018 SEASON

HISTORY

RECORDS

GAME DAY

also traded for QB Alex Smith in 2013, who set a number of Chiefs passing records and was selected to multiple Pro Bowls.

Dorsey was first hired as a college scout by Green Bay in 1991. He spent 21 years as an executive with the Packers. He served as a college scout (1991-96), director of college scouting (1997-98, 2000-11) and director of football operations (2012). In 1999, he was director of player personnel with the Seattle Seahawks.

While overseeing Green Bay's college scouting department, the Packers found success building their team through the draft. Dorsey worked closely with Green Bay's general manager and helped the Packers select QB Aaron Rodgers in the first round of the 2005 draft. Rodgers led Green Bay to a victory in Super Bowl XLV and was named Super Bowl MVP. Dorsey also helped with the selections of Pro Bowlers LB A.J. Hawk, WR Greg Jennings, NT B.J. Raji and LB Clay Matthews.

Selected by Green Bay in the fourth round of the 1984 draft, Dorsey appeared in 76 career regular season games as a linebacker and on special teams. He was a special teams captain and set the Green Bay single-season club record with 35 special teams tackles in 1984.

A four-year starter at linebacker for Connecticut, Dorsey was named the Yankee Conference Defensive Player of the Year during his junior and senior seasons. He earned Division I-AA All-America honors and finished as the conference's all-time leading tackler. He graduated with degrees in economics and political science.

Dorsey has been active in making a difference in the community as a player and executive. He was voted the Packers Man of the Year in 1987 for his civic contributions.

In 2016, Dorsey was inducted in the Fork Union Military Academy Hall of Fame. Fork Union Military Academy is a nationally recognized school in central Virginia that Dorsey graduated from in 1980.

In June, Dorsey was announced one of 177 players listed on the 2020 College Football Hall of Fame ballot. The Hall of Fame class will be announced in January 2020.

A native of Leonardtown, Md., Dorsey is married, Patricia, and has three sons, Bryant, Austin and Jack, and one daughter, Catherine.





## PAUL DePODESTA

CHIEF STRATEGY OFFICER

**YEAR IN THE NFL 4TH**  
**YEAR WITH THE BROWNS 4TH**

Paul DePodesta was named the Browns' Chief Strategy Officer on January 5, 2016. DePodesta came to Cleveland after spending 20 seasons in Major League Baseball. During his time in MLB, DePodesta was the only executive in the league to win divisional titles with five different organizations.

DePodesta is tasked with implementing systems and processes to strengthen the Browns organization and decision making. In this role, he works closely with General Manager John Dorsey, Head Coach Freddie Kitchens and members of the player development, high performance and analytics departments to maximize efforts.

DePodesta joined the Browns from the New York Mets, where he served as the vice president of player development and amateur scouting for five seasons (2011-15). In his time in New York, DePodesta was part of a front office that took the Mets from a 79-83 record and fourth-place divisional finish in 2010 to a Divisional title, National League Championship and World Series appearance in 2015.

Prior to the Mets, DePodesta spent five seasons (2006-10) with the San Diego Padres, first as a special assistant for baseball operations and then executive vice president. Before San Diego, he served as the General Manager for the Los Angeles Dodgers from 2004-05. In his first season with the Dodgers, the team had its first playoff victory in 15 years.

Before his time as a general manager, DePodesta spent five years (1999-03) as the Assistant General Manager with the Oakland Athletics, where the A's won three Divisional titles and one wild card.

DePodesta began his MLB career as an intern in player development in 1996 for the Cleveland Indians before becoming the Major League advance scout for the 1997-98 seasons and later the special assistant to the GM.

He served as an intern for the Canadian Football League's Baltimore Stallions in 1995.

A native of Alexandria, Va., DePodesta graduated cum laude from Harvard in 1995. He played football and baseball for the Crimson.





## DAVID JENKINS

EXECUTIVE VICE PRESIDENT,  
CHIEF OPERATING OFFICER

**YEAR IN THE NFL 16TH**  
**YEAR WITH THE BROWNS 16TH**

David Jenkins is in his 16th season with the Browns and was named the team's Chief Operating Officer on May 8, 2018. As COO, Jenkins leads the team's daily business operations and its long-term vision, directing all organizational goals related to financial management, revenue generation, stadium operations, legal, information technology, business analytics and administration. He also serves as the Browns' primary government relations contact, working closely with the City of Cleveland and City of Berea on club related matters.

During the past few years, Jenkins has acted as one of the Browns' primary advocates, along with ownership and team executives, to bring the NFL Draft to Northeast Ohio. On May 22, 2019, Commissioner Roger Goodell and the NFL announced that Cleveland would host the 2021 NFL Draft, in partnership with the City of Cleveland, Greater Cleveland Sports Commission and Destination Cleveland.

Jenkins also played a key role in Dee and Jimmy Haslam's and Whitney and JW Johnsons' acquisition of the investor-operator rights to Major League Soccer's Columbus Crew SC as he was highly involved throughout each stage of an expedited franchise transfer that kept the original MLS franchise in its rightful city.

Prior to being elevated to COO, Jenkins spent three seasons as the team's executive vice president and five as chief financial officer. He oversaw all finance-related departments of the organization - budgeting and strategic planning, financial reporting, audit and risk management, and in 2016, added stadium operations, legal, information technology and administration to his assignments. His responsibilities now also include the franchise's ticket operations, sales and retention, suite and premium sales, corporate partnership sales and activation and concessions and merchandising.

Jenkins joined the Browns in October 2004 as a financial and business analyst. He also previously held positions as the club's director of finance (2006), vice president of finance (2007-10) and senior vice president of finance & administration (2010-12). In 2007, he was the team's representative at the National Football League's management training program at Stanford University and was a participant in the Leadership Cleveland Class of 2009.

A Certified Public Accountant in the State of Ohio, Jenkins began his professional career at Arthur Andersen LLP, where he served as a senior auditor from 1997-2002. He also worked in business development and auditing at KPMG LLP, Proviti Inc. and STERIS Corporation prior to joining the Browns.

Jenkins, who is on Baldwin Wallace University's Board of Trustees, is a member of the board of directors for the Cleveland Browns Foundation, the Downtown Cleveland Alliance, the Greater Cleveland Sports Commission, Cleveland Development Advisors and Lakewood Catholic Academy, and previously contributed as a board member of the MetroHealth Foundation, Cuyahoga Community College Foundation, Achievement Centers for Children, Greater Cleveland Food Bank and the Berea Chamber of Commerce. While with the Browns, he also served as an adjunct professor at his alma mater, Baldwin Wallace University, where he taught a class on finance in the sports industry.

A 2018 Cleveland Crain's Business C-Suite COO honoree, Jenkins is a native of East Rochester, N.Y. and earned his B.S. in business administration from Baldwin Wallace in 1997. He now resides in Westlake with his wife, Ada, and sons, Tony and Sonny.





## DAVE FREEMAN

SENIOR VICE PRESIDENT,  
MARKETING AND MEDIA

**YEAR IN THE NFL 4TH**  
**YEAR WITH THE BROWNS 4TH**

Dave Freeman is in his fourth season as the Browns senior vice president of marketing and media and focuses on connecting the Browns with the NFL's best fans in Northeast Ohio and throughout the world. Freeman directs the team's marketing; special events; digital, video and radio content; website and social media; and creative services departments, as well as Browns Backers Worldwide.

Before joining the Browns, Freeman was at the forefront of Maple Leaf Sports & Entertainment's marketing initiatives and was dedicated to international strategies that promoted the Toronto Raptors, Toronto Maple Leafs and Toronto FC. Among other leadership projects, he was one of the primary visionaries during the launch and execution of the Raptors' highly regarded "We The North" campaign.

Freeman joined MLSE in November 2011 as senior director of marketing, focusing on fan engagement efforts with the Raptors and Toronto FC. In 2015, Freeman was named Head of Brand Marketing and became a lead representative for the Maple Leafs, the American Hockey League's Toronto Marlies, the NBA D-League's Raptors905 and Toronto FC II, in addition to heightened responsibilities with the Raptors and Toronto FC.

Prior to his career at MLSE, Freeman spent 11 years in marketing and sales with Bacardi Canada, ultimately rising to the position of brand director in January 2010.

A graduate of Ontario's Queen's University, Freeman and his wife, Sarah, have two children, Alexandra and Andrew.

### METCALF MAKES HISTORY

Eric Metcalf tied an NFL record when he returned two punts for touchdowns, lifting Cleveland to a 28-23 victory against the Pittsburgh Steelers at Cleveland Municipal Stadium on Oct. 24, 1993. Metcalf returned his first punt 91 yards for a second-quarter score to put the Browns ahead 14-0. Pittsburgh was able to come back, and held a 23-21 fourth-quarter lead, until Metcalf took his second punt back 75 yards for a touchdown with 2:05 remaining. Prior to Metcalf, the feat had been achieved just four times previously. Currently, only 12 players (14 times) in NFL history have returned two punts for touchdowns in a single game. Metcalf and Baltimore's Jermaine Lewis are the two who have accomplished the feat twice during their careers.





## PETER JOHN-BAPTISTE

SENIOR VICE PRESIDENT,  
COMMUNICATIONS

**YEAR IN THE NFL 23RD**  
**YEAR WITH THE BROWNS 6TH**

### SUPER BOWLS WON



Peter John-Baptiste is in his sixth season with the Browns. He joined the club as vice president of communications on July 18, 2014 and was promoted to senior vice president prior to the 2017 season. In his role, John-Baptiste oversees the team's communications, community relations and alumni departments.

Prior to the Browns, John-Baptiste spent 17 years with the New York Giants, where he served as the vice president of communications from 2011-14. He began his tenure with New York as an intern in the team's community and media relations department, rising within the organization to become director of public/media relations in 2001.

Acting as a liaison between the team and local and national media, John-Baptiste managed the Giants' day-to-day communications efforts and was responsible for the franchise's media logistics and execution. He was a member of a New York staff that accommodated media during three Super Bowl appearances (XXXV, XLII and XLVI), with two championships (XLII and XLVI).

In addition to working three Super Bowls with the Giants, John-Baptiste has also been invited to assist the league's public relations operations for 10 additional Super Bowls and one Pro Bowl.

While in New York, John-Baptiste also helped the Giants public relations department claim the 2001 Pete Rozelle Award, given by the Pro Football Writers Association of America (PFWA) to the NFL club public relations staff that consistently strives for excellence in its dealings and relationships with the media.

John-Baptiste, who was selected to attend Stanford University's Executive Education Program for NFL Managers in 2007, received his Bachelor of Science degree in sports management at the University of Massachusetts-Amherst. In 2015, his alma mater recognized him with the Harold J. VanderZwaag Distinguished Alumnus award.

A native of St. Croix, U.S. Virgin Islands, John-Baptiste and his wife, Mashawn, have two sons, Miles and Mason.





## RENEE HARVEY

VICE PRESIDENT,  
CLEVELAND BROWNS FOUNDATION

**YEAR IN THE NFL 18TH**  
**YEAR WITH THE BROWNS 18TH**

Renee Harvey is in her 18th year with the Browns and currently serves as vice president and executive director of the Cleveland Browns Foundation. Named to the position in 2013, Harvey manages all long-term strategies and day-to-day operations for the Foundation and its commitment to education in Northeast Ohio through Browns Give Back.

Harvey is a core member of the team's leadership group as the Browns have established a culture where supporting the community is prioritized as a main measurement of success, along with winning consistently and creating an exceptional fan experience. In 2017, Harvey helped develop and launch the team's philanthropic mission of Browns Give Back, the team's community platform that is dedicated to education, youth football and volunteerism, with a focus of sparking meaningful, long-term impact in those three key areas.

Harvey also played a pivotal role in 2013 during the execution of an eight-month evaluation and transformation of the Cleveland Browns Foundation, established in 1999, that resulted strategic plans committed to education. Emphasizing attendance, the Foundation's mission is to improve the quality of education for students in Ohio by making investments that keep kids in school every day so they can succeed. The team engages school districts and promotes quality education by using attendance data and feedback from families to build a school-going culture, uncover and reduce common barriers to attendance and support engagement opportunities for students to thrive.

In 2017, Harvey helped foster a new collaboration between the Cleveland Metropolitan School District, Shoes and Clothes for Kids and the Cleveland Browns Foundation to create the "Special Teams Package" program, which provides uniforms and essential clothing to students in need. The partnership focuses on addressing a basic need for thousands of CMSD students facing poverty in an effort to remove clothing as a barrier to school, supporting the mission of the "Get 2 School. You Can Make It!" attendance campaign.

A member of the Browns since 2002, Harvey previously strengthened the club's local and national philanthropic efforts as vice president of community outreach. She was responsible for strategic planning and implementation of all community relations and youth football initiatives. Harvey also directed the allocation of resources related to player appearances, financial support and in-kind contributions.

Prior to joining the Browns, Harvey spent four years with the NHL's Anaheim Ducks, leading the team's community outreach efforts and the Ducks Care Foundation. She guided the Foundation as it issued more than \$1 million of grants each year and oversaw many successful fundraising events, including the creation of Dux in Tux, which raised more than \$1 million for the Cystic Fibrosis Foundation in the first three years.

Harvey is on the board of the Rainbow Babies and Children's Foundation and is a member of the Rainbow Foundation's Executive Committee, as well as serves as the Rainbow Foundation's Marketing Chair. She also is a co-chair of the Say Yes to Education Philanthropy Funding Taskforce and is a member of the Philanthropy Ohio Education Advisory Committee; and the United Way of Greater Cleveland Public Policy subcommittee.

Harvey received a B.A. in education from Idaho State University and an M.A. in sports administration at the University of Northern Colorado. A native of Denver, Colo., Harvey resides in Brunswick with her husband, Neal, and three sons.





## FREDDIE KITCHENS

### HEAD COACH

**SCHOOL ALABAMA**  
**HOMETOWN GADSDEN, ALA.**  
**YEAR AS NFL COACH 14TH**  
**YEAR WITH THE BROWNS 2ND**

### KITCHENS' BACKGROUND

1999	Glenville State College, offensive assistant
2000	Louisiana State University, graduate assistant
2001-03	North Texas University, running backs coach
2004	Mississippi State University, tight ends coach
2005	Mississippi State University, running backs coach
2006	Dallas Cowboys, tight ends coach
2007-12	Arizona Cardinals, tight ends coach
2013-16	Arizona Cardinals, quarterbacks coach
2017	Arizona Cardinals, running backs coach
2018	Cleveland Browns, running backs coach/associate head coach (first eight games)/ offensive coordinator (final eight games)
2019-	Cleveland Browns, head coach

Freddie Kitchens initially joined the Browns as running backs/associate head coach on Jan. 24, 2018. He was promoted to offensive coordinator on Oct. 29, 2018 and named head coach on Jan. 9, 2019.

An assistant coach for 20 years on the college and professional levels prior to being named the Browns' 17th full-time head coach, Kitchens had the opportunity to learn and coach with some of the best to coach the game of football. Kitchens was a graduate assistant at LSU in 2000 under head coach Nick Saban and later broke into the NFL with the Dallas Cowboys in 2006 under Pro Football Hall of Fame head coach Bill Parcells. Kitchens was one of six assistants on that 2006 Cowboys staff who went on to become an NFL head coach (Anthony Lynn, Todd Haley, Tony Sparano, Mike Zimmer and Todd Bowles).

A firm believer that football is more than just X's and O's, Kitchens' core beliefs are about trust, respect and the team over any individual. Kitchens used this philosophy when building his first coaching staff. He wanted a cohesive unit that bases everything on one thing - winning football games. He hired former head coach Steve Wilks as defensive coordinator, offensive guru Todd Monken as offensive coordinator, veteran special teams coach Mike Priefer as special teams coordinator and seasoned offensive line coach James Campen as offensive line/associate head coach.

In 2018, Kitchens took over as Browns' offensive coordinator following Week 9 and helped the team to a dramatic turnaround. During the second half of the season, the Browns finished among the league leaders in several categories including yards per game (fourth with 395.1), passing touchdowns (tied for fourth with 19) and total touchdowns (tied for sixth with 25). Cleveland surrendered just five sacks during the second half of the season - by far the lowest of any team in the league - compared to 33 in the first half. The Browns also scored touchdowns on 19 of 24 trips to the red zone en route to posting a 5-3 record over the final eight weeks.



## KITCHENS CONTINUED



Kitchens played a key role in the development of several rookies, including QB Baker Mayfield. The No. 1 overall pick set an NFL rookie record with 27 touchdown passes and finished sixth in NFL rookie passing yards with 3,725, despite starting just 13 games. On the ground, RB Nick Chubb set a Browns rookie record with 996 yards, including recording the longest rush in Browns history and the second-longest run by rookie in NFL history (92 yards vs. Atlanta on Nov. 11). In addition, G Joel Bitonio was selected to his first career Pro Bowl and WR Jarvis Landry was named to his fourth Pro Bowl.

Prior to the Browns, Kitchens spent 11 seasons with the Arizona Cardinals. He spent 2017 as running backs coach. He was also quarterbacks coach for four years (2013-16) and tight ends coach for six seasons (2007-12).

**"BENJAMIN E. MAYS HAD A QUOTE, 'THOSE WHO START BEHIND IN THE GAME OF LIFE MUST RUN FASTER TO CATCH UP.' I HAVE BEEN RUNNING FAST MY WHOLE LIFE. I THINK THAT IS GOING TO CARRY OVER INTO THIS PROGRAM. I THINK THE PROGRAM OF THE FOOTBALL TEAM, THE PRODUCT THAT YOU PUT ON THE FIELD, IS IN DIRECT CORRELATION OF HOW THE COACH IS. THAT IS THE WAY I HAVE BEEN MY WHOLE LIFE."**

**- FREDDIE KITCHENS INTRODUCTORY PRESS CONFERENCE, JAN. 14, 2019**

In 2017, Arizona acquired Adrian Peterson during a midseason trade. Peterson, who ranks 12th on the NFL all-time rushing list, led the Cardinals in rushing yards despite playing just six games.

During his time as quarterbacks coach, Kitchens helped Carson Palmer establish multiple single-season team records, including passing yards (4,671), touchdown passes (35) and passer rating (104.6). Palmer also became the only player in Cardinals history to throw for 4,000 yards in multiple seasons (2013, 2015-16). In 2015, the Cardinals had the top-ranked offense in the NFL for the first time in team history and set numerous single-season team records including points (489), touchdowns (59), touchdown passes (35), total net yards (6,533) and first downs (373).



## KITCHENS CONTINUED

In his final season as tight ends coach, Rob Housler recorded 42 receptions, the third-highest figure by a tight end in Cardinals history. In 2007, Arizona finished tied for fourth in the league with 32 passing touchdowns with eight coming from the tight end group.

Kitchens began his NFL coaching career in 2006 as the tight ends coach with the Dallas Cowboys. In 2006, Kitchens worked with Jason Witten, who was selected to the Pro Bowl.

Prior to the NFL, Kitchens spent seven years coaching on the college level with stops at Mississippi State (2004-05), North Texas (2001-03), Louisiana State (2000) and Glenville State (1999).

A three-year starter at quarterback for the University of Alabama (1995-97), Kitchens finished his playing career with 4,668 yards and 30 touchdown passes for the Crimson Tide. He finished his collegiate career ranked third in school history in career attempts, fourth in career passing yards and fifth in career completions. Kitchens also played baseball at Alabama his freshman and senior seasons, but a pectoral injury forced him to miss his sophomore and junior campaigns.

Kitchens returned to Alabama in April 2019 for a coaching clinic hosted by Nick Saban. As one of the featured speakers, Kitchens stressed that everyone has five choices in life – be bad at what you do, be average, be good, be excellent or be elite. He emphasized if you want to be excellent or elite, you have to have commitment, drive, focus and the passion to do things at a high level and hold yourself to a high standard.


A native of Gadsden, Ala., Kitchens earned high school All-America honors and was named Mr. Football in the state of Alabama his senior season.

Kitchens and his wife, Ginger, have two daughters, Bennett and Camden.

## DINO LUCARELLI MEDIA CENTER

The Dino Lucarelli Media Center, opened in December of 2002 at the Browns Training and Administrative Complex in Berea, features an expansive media work room and a radio/television interview area. The space was also renovated in 2017 to provide a more vibrant environment for media within the facility. Lucarelli worked with Cleveland media for more than 50 years and has been affiliated with the Cleveland Browns organization since 1975 with responsibilities in player relations, media services and alumni relations. Lucarelli called the naming of the media center “one of the biggest thrills of my life.” The Cleveland Chapter of the Professional Football Writers of America (PFWA) has named its “Good Guy Award” for Lucarelli. The Good Guy Award is given annually for cooperation with the media and for the way a player carries himself in the community and with his teammates. The National Football Foundation (Northeast Ohio Chapter) Lifetime Achievement Award is also named for Lucarelli.





## STEVE WILKS

### DEFENSIVE COORDINATOR

**SCHOOL APPALACHIAN STATE**  
**HOMETOWN CHARLOTTE, N.C.**  
**YEAR AS NFL COACH 14TH**  
**YEAR WITH THE BROWNS 1ST**

#### WILKS' BACKGROUND

1995-96	Johnson C. Smith University, defensive coordinator
1997-98	Savannah State University, defensive coordinator
1999	Savannah State University, head coach
2000	Illinois State University, defensive backs coach
2001	Appalachian State University, defensive backs coach
2002	East Tennessee State University, co-defensive coordinator
2003	Bowling Green State University, defensive backs coach
2004	University of Notre Dame, defensive backs coach
2005	University of Washington, defensive backs coach
2006-08	Chicago Bears, defensive backs coach
2009-10	San Diego Chargers, defensive backs coach
2011	San Diego Chargers, assistant head coach/defensive backs coach
2012-14	Carolina Panthers, defensive backs coach
2015-16	Carolina Panthers, assistant head coach/defensive backs coach
2017	Carolina Panthers, defensive coordinator
2018	Arizona Cardinals, head coach
2019-	Cleveland Browns, defensive coordinator

Steve Wilks was named the Browns defensive coordinator on Jan. 14, 2019. He is in his 25th year as a coach and his 14th season in the NFL. He has helped his teams advance to two Super Bowls (Super Bowl 50 and Super Bowl XLI).

In 2018, Wilks served as the head coach of the Arizona Cardinals. Arizona's defense finished fourth in the NFL against the pass (203.9 yards per game), and CB Patrick Peterson was named a starter in the Pro Bowl.

Prior to Arizona, Wilks spent six seasons (2012-17) with the Carolina Panthers. He served as the defensive backs coach his first five seasons, as well as assistant head coach during the 2015 and 2016 seasons, and was promoted to defensive coordinator in 2017. The Panthers finished in the top-10 in total defense in five of Wilks' six seasons with the team. With Wilks as defensive coordinator, the club went from 21st in 2016 to seventh in 2017. Carolina also finished among the league leaders in sacks (third with 50) and run defense (third at 88.1 yards per game) and was the only NFL team to not allow a 100-yard rusher in a game. LBs Luke Kuechly and Thomas Davis were selected to the Pro Bowl, while Kuechly added first team All-Pro honors. In 2016 as secondary coach, the Panthers tied for the NFC lead with 17 interceptions. In 2015, Carolina led the NFL in interceptions (24), takeaways (39) and opponent passer rating (73.5) and advanced to Super Bowl 50.



## WILKS CONTINUED



STAFF

PLAYERS

2018 SEASON

HISTORY

RECORDS

GAME DAY

Prior to Carolina, Wilks spent three seasons (2009-11) coaching the Chargers defensive backs. In 2010, San Diego led the league in total defense and pass defense. Wilks helped S Eric Weddle to two All-Pro selections (2010-11) and one Pro Bowl selection (2010).

Wilks joined the NFL ranks as Chicago's defensive backs coach from 2006-08. In 2006, the Bears led the NFL in takeaways and advanced to Super Bowl XLI.


Prior to Chicago, Wilks spent 11 seasons coaching on the collegiate level. He began his coaching career as the defensive coordinator at Johnson C. Smith (1995-96). He spent two seasons (1997-98) as defensive coordinator at Savannah State, where he was named Division II Defensive Coordinator of the Year in 1998. He was elevated to head coach in 1999 and guided the Tigers to a 5-6 record.

Wilks had one-year stints as the defensive backs coach at Illinois State (2000) and his alma mater, Appalachian State (2001), before working as the co-defensive coordinator at East Tennessee State in 2002. Wilks spent time at Bowling Green as defensive backs coach in 2003 before joining Notre Dame (2004) and the University of Washington (2005) in the same capacity.

Wilks attended West Charlotte High School and went on to play defensive back at Appalachian State (1987-91), finishing his career with 103 tackles, four interceptions and four blocked kicks.

He attended training camp with the Seattle Seahawks in 1992 and played defensive back and wide receiver for the Charlotte Rage of the Arena Football League in 1993. He earned a bachelor's





## TODD MONKEN

### OFFENSIVE COORDINATOR

**SCHOOL KNOX COLLEGE**  
**HOMETOWN WHEATON, ILL.**  
**YEAR AS NFL COACH 8TH**  
**YEAR WITH THE BROWNS 1ST**

#### MONKEN'S BACKGROUND

1989-90	Grand Valley State University, graduate assistant
1991-92	University of Notre Dame, graduate assistant
1993	Eastern Michigan University, defensive backs coach
1994-97	Eastern Michigan University, wide receivers coach
1998-99	Eastern Michigan University, offensive coordinator/quarterbacks coach
2000	Louisiana Tech University, running backs/recruiting coordinator
2001	Louisiana Tech University, wide receivers coach
2002-04	Oklahoma State University, passing game coordinator/wide receivers coach
2005-06	Louisiana State University, passing game coordinator/wide receivers coach
2007-10	Jacksonville Jaguars, wide receivers coach
2011-12	Oklahoma State University, offensive coordinator/quarterbacks coach
2013-15	University of Southern Mississippi, head coach
2016-17	Tampa Bay Buccaneers, offensive coordinator/wide receivers coach
2018	Tampa Bay Buccaneers, offensive coordinator
2019-	Cleveland Browns, offensive coordinator

Todd Monken was named the Browns offensive coordinator on Jan. 14, 2019. Monken spent the past three seasons (2016-18) as offensive coordinator with the Tampa Bay Buccaneers. He also coached the wide receivers his first two seasons.

Monken's offense rewrote Tampa Bay's record book as the Buccaneers led the NFL in passing yards (14,130) from 2016-18. Following his three-year run as offensive coordinator, his offenses ranked first (415.5 in 2018), fourth (363.5 in 2017) and fifth (346.4 in 2016) in Buccaneers history in yards per game. Last year, he helped Tampa Bay lead the NFL in passing offense (5,125) and finish third in the league in total offense (6,681). The 2018 Buccaneers set numerous club records, including total yards (6,648), total touchdowns (49), passing yards (5,125), passing touchdowns (36), first downs (388) and points (396). WR Mike Evans thrived under Monken as he earned his first two Pro Bowl selections and topped 1,000 receiving yards in all three seasons.

Monken came to Tampa Bay from Southern Mississippi, where he spent three seasons (2013-15) as head coach. After taking over a program that finished 0-12 the previous season, Monken directed a turnaround that had the Golden Eagles as postseason bowl participants by the end of his third campaign. Under Monken's guidance, Southern Miss posted a 9-5 record in 2015, winning the Conference USA West division and earning an appearance in the Heart of Dallas Bowl.

Before joining Southern Miss, Monken spent two seasons as the offensive coordinator and quarterbacks coach for Oklahoma State (2011-12), his second stint with the Cowboys, after having worked as the passing game coordinator and wide receivers coach from 2002-04. During his time as offensive coordinator, the team set school season records for total offensive yards, passing yards, completion percentage, points scored and passing touchdowns. He worked with QB Brandon Weeden and WR Justin Blackmon, who both went on to be first-round picks in the 2012 NFL Draft.



## MONKEN CONTINUED



STAFF

PLAYERS

2018 SEASON

HISTORY

RECORDS

GAME DAY

Prior to his second stint at Oklahoma State, Monken spent four seasons (2007-10) working as the wide receivers coach for the Jacksonville Jaguars. In his time with Jacksonville, Monken coached Reggie Williams, who set a club record with 10 touchdown receptions in 2007.


Before entering the NFL, Monken served as the passing game coordinator/wide receivers coach at LSU from 2005-06, when he helped develop future first-round selections WR Dwayne Bowe and WR Buster Davis.

Monken began his coaching career at Grand Valley State, spending two seasons as a graduate assistant (1989-90), before holding the same title at Notre Dame (1991-92). He also coached at Eastern Michigan, where he worked as the defensive backs/wide receivers coach (1993-97), before being elevated to offensive coordinator/quarterbacks coach (1998-99). Monken also served as the running backs coach (2000) and the wide receivers coach (2001) at Louisiana Tech.

A native of Wheaton, Ill., Monken was a three-year letter winner at quarterback for Knox College. He earned a bachelor's degree in economics and a master's degree in education leadership from Grand Valley State. He is a member of the Knox College Athletic Hall of Fame.

He and his wife, Terri, have one son, Travis.





## MIKE PRIEFER

### SPECIAL TEAMS COORDINATOR

**SCHOOL** U.S. NAVAL ACADEMY  
**HOMETOWN** CLEVELAND, OHIO  
**YEAR AS NFL COACH** 18TH  
**YEAR WITH THE BROWNS** 1ST

#### PRIEFER'S BACKGROUND

1994-96	U.S. Naval Academy, graduate assistant
1997-98	Youngstown State University, offensive tackles/tight ends/special teams
1999	Virginia Military Institute, inside linebackers/special teams
2000-01	Northern Illinois University, defensive tackles/special teams
2002	Jacksonville Jaguars, assistant special teams
2003-05	New York Giants, assistant special teams
2006-08	Kansas City Chiefs, special teams coordinator
2009-10	Denver Broncos, special teams coordinator
2011-18	Minnesota Vikings, special teams coordinator
2019-	Cleveland Browns, special teams coordinator

Mike Priefer was named the Browns special teams coordinator on Jan. 14, 2019. This marks his 14th season as an NFL special teams coordinator. He has held the same role with the Chiefs (2006-08), Broncos (2009-10) and Vikings (2011-18). In 2012, Priefer was named Special Teams Coach of the Year as voted on by his NFL counterparts.

Since joining the NFL in 2002, Priefer has helped David Tyree (ST), Chris Hanson (P), Blair Walsh (K) and Cordarrelle Patterson (RS) earn Pro Bowl nods. Patterson was also named first team All-Pro multiple times, while Walsh earned the honor once. Priefer has seen his units account for 26 scores (12 kickoff return, nine punt return, three blocked punts, one botched fake field goal and one safety). He has also helped his squads block 23 kicks (nine punts, nine field goals and five PATs).

During his tenure with the Vikings, Priefer's unit led the NFL with 14 special teams touchdowns. The team scored on seven kickoff returns, five punt returns and two touchdowns off blocked punts. Minnesota led the NFL in kickoff return average in 2015 (28.3) and 2016 (27.3) and finished second in 2011 (27.2). His units also led the league in punt return average in 2013 (15.2) and finished second in the league in total kick return yards in 2014 (1,981) and 2015 (1,540). In 2014, the Vikings became the fifth team in NFL history to block two punts and return both for touchdowns in the same game.

With Priefer, Cordarrelle Patterson led the league in 2013 kickoff return average (32.4) and kickoff return touchdowns (two). In 2015, he led the NFL in kickoff return average (31.8) and kickoff return touchdowns (two). In 2016, Patterson was first in kickoff return average (31.7). Marcus Sherels also routinely ranked among the league leaders and tied for the NFL lead in punt return touchdowns (two) in 2016. K Blair Walsh set numerous team and NFL records, including connecting on 12 consecutive field goals of 50-plus yards.

During his time with the Broncos, Eddie Royal became the 11th player in NFL history to have both a kickoff and punt return for a touchdown in the same game [at San Diego, 10/19/09].



Before joining the Broncos, Priefer coordinated Kansas City's special teams from 2006-08 following stints as an assistant special teams coach with the New York Giants (2003-05) and Jacksonville (2002).

From 1994-2001, Priefer coached special teams at the collegiate level, working for Navy (1994-96), Youngstown State (1997-98), VMI (1999) and Northern Illinois (2000-01).

At Northern Illinois, Priefer helped Justin McCareins earn MAC Special Teams Player of the Year honors in 2000.

At Youngstown State, Priefer spent two years under head coach Jim Tressel and helped the team capture the Division I-AA National Championship in 1997.

Priefer began his coaching career as a graduate assistant at Navy in 1994, instructing special teams that season before coaching linebackers and defensive line from 1995-96. He also coached special teams and served as defensive coordinator for Navy's junior varsity team from 1995-96.

A QB and WR on Navy's junior varsity and lightweight teams from 1985-88, Priefer flew helicopters as a Naval officer for five years (1989-94) after his graduation. His work included tours of duty on USS America in the Persian Gulf and the Mediterranean Sea.


Priefer earned a bachelor's degree from the U.S. Naval Academy in 1989 and received a master's degree from Maryland in 1997.

Priefer was born in Cleveland and graduated from high school in Green Bay, Wis.

His father, Chuck, was a longtime college and NFL coach, including a special teams coach with the Chargers and Lions.

He is married to Debbie and they have four children, Samantha, Michael Jr., Wilson and Katie.





## JAMES CAMPEN

OFFENSIVE LINE/ASSOC. HEAD COACH

**SCHOOL TULANE**

**HOMETOWN SACRAMENTO, CALIF.**

**YEAR AS NFL COACH 16TH**

**YEAR WITH THE BROWNS 1ST**

**SUPER BOWLS WON**



### CAMPEN'S BACKGROUND

1995-98	Ponderosa High School (Shingle Springs, Calif.), defensive coordinator
1999-03	Ponderosa High School (Shingle Springs, Calif.), head coach
2004-05	Green Bay Packers, assistant offensive line/offensive quality control
2006	Green Bay Packers, assistant offensive line coach
2007-17	Green Bay Packers, offensive line coach
2018	Green Bay Packers, run game coordinator/offensive line coach
2019-	Cleveland Browns, offensive line/associate head coach

### CAMPEN'S NFL PLAYING BACKGROUND

1987-88	New Orleans Saints, offensive line
1989-93	Green Bay Packers, offensive line

James Campen joined the Browns after 20 years with the Green Bay Packers - 15 as a coach and five as a player.

Campen was promoted to run game coordinator/offensive line coach in 2018 and oversaw the Packers offensive line since 2007. Prior to that, Campen filled the role of assistant offensive line/quality control coach for two seasons (2004-05). During his tenure as a coach with Green Bay, the Packers averaged 25.5 points per game, third most in the NFL during that span. In Campen's 11 seasons as offensive line coach, the Packers ranked top 10 in the league in scoring nine times and finished in the top 10 in total offense in eight seasons. He helped six Packers offensive linemen (T Chad Clifton, C Scott Wells, G Josh Sitton, C Jeff Saturday, T David Bakhtiari and G T.J. Lang) earn Pro Bowl recognition since 2010, the only team in the league to have six different members of the offensive line selected over that span. Bakhtiari was a first team All-Pro selection in 2018 and earned second team honors from 2016-17. Sitton earned first team All-Pro honors in 2014 and second team honors in 2013 and 2015. He helped the Packers win Super Bowl XLV. Campen's units blocked for Pro Football Hall of Fame QB Brett Favre and QB Aaron Rodgers, who set numerous Green Bay and NFL records. Rodgers was the NFL MVP in 2011 and 2014.





Campen began his coaching career as defensive coordinator at his prep alma mater, Ponderosa High School in Shingle Springs, Calif. After four seasons, he was named head coach and went 29-20-1 over the next five years competing in the Sierra Valley Conference, one of the most competitive high school leagues in the state.

As a player, Campen broke into the league as an undrafted center signed by the New Orleans Saints out of Tulane. He appeared in 67 career games with the Saints (1987-88) and Packers (1989-93) with 45 starts.

A native of Sacramento, Calif., he earned a degree in social science with an emphasis in criminal justice. Campen served as a reserve deputy sheriff in New Orleans and volunteered with the Green Bay Police Department in a similar capacity while playing for the Packers.

## CHAMPIONSHIP PEDIGREE

The Browns began to make history early in their existence as they appeared in a league championship game in each of their first 10 years. This included their first four seasons in the All-America Football Conference (1946-49) and their first six in the NFL (1950-55). This streak of 10 straight appearances is tied for the most among the major professional sports leagues (NFL, NBA, MLB, NHL).

<u>Team</u>	<u>League</u>	<u>Seasons</u>	<u>Years</u>
Cleveland Browns	AAFC/NFL	10	1946-55
Boston Celtics	NBA	10	1956-65
Montreal Canadiens	NHL	10	1950-59





## JEFF BLASKO

ASSISTANT OFFENSIVE LINE

**SCHOOL** ROBERT MORRIS  
**HOMETOWN** PITTSBURGH, PA.  
**YEAR AS NFL COACH** 4TH  
**YEAR WITH THE BROWNS** 1ST

### BLASKO'S BACKGROUND

2002-05	Steel Valley High School (Pa.), offensive assistant
2006-07	Bethel Park High School (Pa.), offensive assistant
2008-10	University of Akron, graduate assistant
2011	University of Florida, offensive quality control
2012-14	University of Kansas, tight ends coach
2015	University of Pennsylvania, tight ends coach
2016	Green Bay Packers, coaching administrator
2017-18	Green Bay Packers, assistant offensive line coach
2019-	Cleveland Browns, assistant offensive line coach

Jeff Blasko was named the Browns' assistant offensive line coach on Jan. 18, 2019, after spending the previous three years with the Green Bay Packers.

Blasko was originally hired by the Packers in 2016 as a coaching administrator and was elevated to assistant offensive line coach under current Browns offensive line/associate head coach James Campen in 2017. Blasko helped T David Bakhtiari earn first team All-Pro honors in 2018 and second team honors in 2016 and 2017.


Prior to the NFL, Blasko spent eight years in the college coaching ranks. He started with a three-year stint (2008-10) as a graduate assistant at the University of Akron and then moved on to the University of Florida in 2011 as the offensive quality control coach. Blasko also assisted the University of Kansas (2012-14) and the University of Pennsylvania (2015) as the teams' tight ends coach.

Blasko coached on the high school level for six seasons, serving as an offensive assistant at Steel Valley in Munhall, Pa., from 2002-05 and as an offensive assistant at Bethel Park (Pa.) from 2006-07.

A native of Pittsburgh, Pa., Blasko graduated from Robert Morris University with a bachelor's degree in information sciences in 2005 and earned a master's degree in sports administration from Akron in 2009.

Blasko and his wife, Katie, have a son, Tommy.





## JOSH CHRISTOVICH

STRENGTH AND CONDITIONING  
ASSISTANT/SPORTS SCIENCE

**SCHOOL** JAMES MADISON  
**HOMETOWN** WOODBRIDGE, VA.  
**YEAR AS NFL COACH** 4TH  
**YEAR WITH THE BROWNS** 4TH

### CHRISTOVICH'S BACKGROUND

2010-13	James Madison University, strength and conditioning intern
2013-15	East Tennessee State University, assistant strength and conditioning coach/ intern coordinator
2015-16	North Carolina State University, professional strength and conditioning intern
2016	Cleveland Browns, strength and conditioning intern
2017	Cleveland Browns, strength and conditioning assistant
2018-	Cleveland Browns, strength and conditioning assistant/sports science

Josh Christovich enters his fourth season with the Browns after joining the staff in 2016 as a strength and conditioning intern. He currently serves the staff as an assistant strength and conditioning/sports science coach.

Christovich came to Cleveland after working as a professional strength and conditioning intern at North Carolina State University from 2015-16. Prior to his time with the Wolfpack, he worked towards his master's degree at East Tennessee State University while serving as an assistant strength and conditioning coach/intern coordinator from 2013-15. He started his career at James Madison University, his alma mater, as a strength and conditioning intern from 2010-13.

A native of Woodbridge, Va., Christovich graduated from James Madison with a bachelor's degree in kinesiology with a concentration in exercise science. He also went on to earn his master's in exercise physiology and sport performance from East Tennessee State.

### INTERNATIONAL PLAYER PATHWAY PROGRAM

Three NFL divisions' teams will be able to carry an additional overseas player on their practice squads in 2019 as part of an expansion of the International Player Pathway Program. Launched in 2017 with the NFC South, the program aims to provide international athletes the opportunity to compete at the NFL level, improve their skills and ultimately earn a spot on an NFL roster. The initiative was expanded in 2018 and 2019 to add teams in the AFC North and AFC East, respectively, which were determined by random draw.





## DOUG COLMAN

### ASSISTANT SPECIAL TEAMS

**SCHOOL NEBRASKA**  
**HOMETOWN VENTOR, N.J.**  
**YEAR AS NFL COACH 6TH**  
**YEAR WITH THE BROWNS 1ST**

#### COLMAN'S BACKGROUND

2001	Ocean City High School (N.J.), freshman coach
2002	Oakcrest High School (Mays Landing, N.J.), assistant coach
2003-07	Absegami High School (Galloway, N.J.), head coach
2007	Amsterdam Admirals (NFL Europe), linebackers and special teams assistant coach
2008-09	University of Nebraska, defensive quality control coach
2010-11	Tulane University, linebackers, nickels and assistant special teams coach
2012-13	Coastal Carolina University, linebackers coach
2014-17	Houston Texans, assistant special teams coordinator
2018	Dallas Cowboys, assistant special teams coach
2019-	Cleveland Browns, assistant special teams coach

#### COLMAN'S NFL PLAYING BACKGROUND

1996-98	New York Giants, linebacker
1999	Tennessee Titans, linebacker
2000	Oakland Raiders, linebacker
2000	Cleveland Browns, linebacker
2001	New York Jets, linebacker

Doug Colman joined the Browns as an assistant special teams coach in 2019. Following a five-year playing career that included a year with the Browns (2000), Colman has gained coaching experience in the NFL, NFL Europe, college and the high school level.

The past five seasons, Colman has spent time as an assistant special teams coach with Dallas (2018) and Houston (2014-17). Colman helped the Texans finish first in punting average (47.4) and seventh in punts inside the 20 (113) from 2014-17.

Colman joined the NFL coaching ranks after two seasons as the linebackers coach at Coastal Carolina (2012-13), as well as coordinating aspects of the special teams. He had prior stops at Tulane (2010-11) as the school's linebackers, nickels and assistant special teams coach and at his alma mater, Nebraska (2008-09), as a defensive quality control coach. Before Nebraska, Colman was an assistant coach for linebackers and special teams for the Amsterdam Admirals in NFL Europe (2007). Additionally, Colman was the head football coach and physical education teacher at Absegami High School in Galloway, N.J. for five years (2003-07).

Born in Ventor, N.J., Colman began his coaching career in 2001 at his high school alma mater, Ocean City High School (N.J.), where he was a freshman football coach. Following that season, he spent 2002 as the assistant football coach at Oakcrest High School in Mays Landing, N.J.



## COLMAN CONTINUED

As a player, Colman was a linebacker at Nebraska and was a member of the famed “Blackshirt Defense” from 1991-95. He was part of five Big 8 Conference championships and back-to-back national titles from 1994-95. Colman received his bachelor’s degree in physical education from Nebraska in 2001.


Colman saw action in five games for the Browns in 2000 and was originally selected in the sixth round of the 1996 NFL Draft by the New York Giants. He appeared in 64 career games between the Giants, Tennessee Titans and Browns. He also spent training camp with the Oakland Raiders in 2000 and with the New York Jets in 2001. With Tennessee, Colman saw action in a game known for its game-winning play, “the Music City Miracle” which propelled the Titans to Super Bowl XXXIV. He registered 31 tackles and one forced fumble on defense and 59 special teams tackles in his career.

Colman and his wife, Colleen, have four daughters, Logan Marie, Sarah, Grace and Anna, and one son, Matthew.

### BROWNS 2019 DRAFT CLASS

<u>Player</u>	<u>Pos.</u>	<u>College</u>	<u>Round</u>	<u>Overall</u>
Greedy Williams	CB	LSU	2	46th
Sione Takitaki	LB	BYU	3	80th
Sheldrick Redwine	S	Miami	4	119rd
Mack Wilson	LB	Alabama	5	155th
Austin Seibert	K	Oklahoma	5	170th
Drew Forbes	T	Southeast Missouri State	6	189th
Donnie Lewis Jr.	CB	Tulane	7	221st





## JIM DRAY

### OFFENSIVE QUALITY CONTROL

**SCHOOL** STANFORD  
**HOMETOWN** PARAMUS, N.J.  
**YEAR AS NFL COACH** 1ST  
**YEAR WITH THE BROWNS** 1ST

#### DRAY'S BACKGROUND

2018 Stanford University, offensive assistant coach  
 2019- Cleveland Browns, offensive quality control coach

#### DRAY'S NFL PLAYING BACKGROUND

2010-13 Arizona Cardinals, tight end  
 2014-15 Cleveland Browns, tight end  
 2016 Buffalo Bills, tight end  
 2016 San Francisco 49ers, tight end  
 2017 Arizona Cardinals, tight end

Jim Dray was named the Browns offensive quality control coach on Jan. 14, 2019. Dray played eight NFL seasons as a tight end, including two in Cleveland.


In his first season as a coach, Dray was an offensive assistant at his alma mater Stanford in 2018.

As a player, Dray was selected by the Arizona Cardinals in the seventh round of the 2010 NFL Draft. He appeared in 94 career games and spent time with the Cardinals (2010-13, 2017), Browns (2014-15), Bills (2016) and 49ers (2016). A superb blocker during his career, Dray also recorded 56 receptions for 605 yards and three touchdowns.

A native of Paramus, N.J., Dray started 39 games and recorded 41 receptions for 455 yards and seven touchdowns at Stanford. As a senior, he helped Stanford finish 11th in the nation in rushing yards per game (218.2).

Dray is married to his wife, Kelly, and the couple has a daughter, Leighton.





## ALONSO ESCALANTE

### DEFENSIVE QUALITY CONTROL

**SCHOOL** SPRINGFIELD COLLEGE  
**HOMETOWN** GLEN ROCK, N.J.  
**YEAR AS NFL COACH** 7TH  
**YEAR WITH THE BROWNS** 1ST

#### ESCALANTE'S BACKGROUND

2006-09	Springfield College, head student assistant coach
2009-10	McDaniel College, inside linebackers, defensive backs coach
2011	Oakland Raiders, coaching intern
2012-13	Tampa Bay Buccaneers, defensive assistant
2014	Glen Rock High School (N.J.), assistant coach
2015	Fair Lawn High School (N.J.), assistant coach
2016-17	New York Giants, offensive assistant
2018	Arizona Cardinals, defensive quality control
2019-	Cleveland Browns, defensive quality control

Alonso Escalante begins his first season as a Browns defensive quality control coach in 2019, after serving in the same capacity with the Arizona Cardinals in 2018.

With the Cardinals, Escalante primarily worked with the team's nickelbacks and assisted with other defensive duties. Prior to his work with Arizona, he spent two years (2016-17) with the New York Giants as an offensive assistant, working with the team's wide receivers. He also served as a defensive assistant with the Tampa Bay Buccaneers for a pair of seasons from 2012-13.

Escalante got his start in the NFL with the Giants in 2009 as part of the NFL's minority coaching fellowship during training camp and worked as a defensive coaching intern with the Oakland Raiders in 2011.

Escalante also coached at his former high school, Glen Rock High School (N.J.) in 2014 and at Fair Lawn High School (N.J.) in 2015.

Escalante also worked in the college ranks as an inside linebackers and defensive backs coach at McDaniel College (2009-10). He began his coaching career as a student assistant at his alma mater, Springfield College, from 2006-09 and worked as the head student assistant.

Escalante received a bachelor's degree in movement and sports studies from Springfield in 2009 and earned his master's degree in exercise science and physical education from McDaniel College in 2011.

A native of Glen Rock, N.J., Glen Rock High School renamed their Special Teams Player of the Year award the "Escalante Special Teams Award" in honor of his efforts, dedication and passion for special teams.





## MONTY GIBSON

**STRENGTH AND CONDITIONING  
ASSISTANT**

**SCHOOL ANGELO STATE  
HOMETOWN SAN ANGELO, TEXAS  
YEAR AS NFL COACH 2ND  
YEAR WITH THE BROWNS 2ND**

### GIBSON'S BACKGROUND

- 1994-99 Fort Stockton High School, varsity football defensive line coach
- 2000-02 Texas A&M, volunteer strength and conditioning coach
- 2002-03 Texas A&M, strength and conditioning graduate assistant
- 2003-18 Texas A&M, sports performance coach
- 2018- Cleveland Browns, strength and conditioning assistant

Monty Gibson enters his second season in the NFL as the Browns' assistant strength and conditioning coach, after being named to his position on April 5, 2018.

Gibson came to Cleveland with nearly 30 years of coaching experience, with the previous 18 spent as a member of the Texas A&M strength and conditioning staff. As a sports performance coach, Gibson was responsible for overseeing the strength and conditioning programs for the Aggie track and field men's and women's sprints and mid-distance runners, as well as the equestrian and men's tennis teams. He also worked alongside Browns director of strength and conditioning Larry Jackson for five years (2012-16) in the Aggie football program.

In 2017, Gibson trained several of Texas A&M's football players in preparation for the NFL Scouting Combine, in addition to assisting with the Aggie women's basketball offseason training program.

Previously, Gibson has served as the strength and conditioning coach for Aggie baseball, men's and women's tennis, men's and women's diving and men's and women's cross country. He was also the camp director of the Texas A&M Summer Strength and Conditioning Camp from 2004-12. Prior to being promoted as one of the school's full-time strength and conditioning coaches in 2003, he served as a graduate assistant strength and conditioning coach from 2002-03 after serving as a volunteer strength and conditioning coach from 2000-02.

Gibson is certified by the Collegiate Strength and Conditioning Coaches Association (CSCCa), in addition to being a strength and conditioning specialist by the National Strength and Conditioning Association (NSCA) and USA Weightlifting. He earned the title of Master Strength and Conditioning Coach with the CSCCa in 2016.

A native of San Angelo, Texas, Gibson earned his degree in biology and life-earth sciences in 1993 from Angelo State University. He also received his master's degree in exercise physiology from Texas A&M in 2003.

He and his wife, Leah, have three sons, Garrison, Chase and Kyle.





## ADAM HENRY

### WIDE RECEIVERS

**SCHOOL MCNEESE STATE**  
**HOMETOWN BEAUMONT, TEXAS**  
**YEAR AS NFL COACH 10TH**  
**YEAR WITH THE BROWNS 2ND**

### HENRY'S BACKGROUND

1997-05	McNeese State University, wide receivers coach
2006	McNeese State University, assistant head coach/offensive coordinator
2007-08	Oakland Raiders, offensive quality control
2009-11	Oakland Raiders, tight ends coach
2012-14	Louisiana State University, wide receivers coach
2015	San Francisco 49ers, wide receivers coach
2016-17	New York Giants, wide receivers coach
2018-	Cleveland Browns, wide receivers coach

Adam Henry was named wide receivers coach on Jan. 12, 2018. He has 22 years of experience as a coach with 13 on the college level and nine in the NFL.

In his first season with the Browns, Henry helped Jarvis Landry to a Pro Bowl selection and the third-most receptions by a Browns wide receiver in a season (81). Henry also helped develop rookie Antonio Callaway, who led the team and finished tied for third among all NFL rookies with five receiving touchdowns. In addition to Callaway, Landry and Rashard Higgins each recorded four touchdowns, marking the second time the Browns had three receivers score at least four touchdowns in a season since 1955.

Prior to the Browns, Henry spent two seasons (2016-17) as the Giants wide receivers coach. In 2016, Odell Beckham Jr. registered a career-high 101 receptions for 1,367 yards and 10 touchdowns. His reception total was the second-highest in Giants history and his yardage total was third. Sterling Shepard finished second among all NFL rookies with 65 receptions.

Henry was San Francisco's wide receivers coach in 2015. He worked with veteran Anquan Boldin, who finished with 69 catches for 789 yards and four touchdowns.

Prior to San Francisco, Henry was the wide receivers coach at Louisiana State University for three seasons (2012-14). Henry helped develop two of the most successful receivers in school history in Beckham and Landry. In 2013, Beckham and Landry became the first pair of receivers in school history to finish with more than 1,000 yards in the same season. The two, along with James Wright, were all selected in the 2014 NFL Draft, making LSU the only school to have three receivers picked that year.

Henry spent five seasons with the Raiders. He spent his first two seasons (2007-08) as offensive quality control coach and the next three (2009-11) as tight ends coach. Henry helped the development of Zach Miller, who became the first tight end in franchise history to lead the team in receiving for three consecutive years. Miller earned a Pro Bowl selection following the 2010 season.



## HENRY CONTINUED

Prior to the Raiders, Henry spent 10 years coaching at his alma mater, McNeese State. He spent nine seasons (1997-05) as wide receivers coach before being promoted to assistant head coach/offensive coordinator for 2006.

As a wide receiver at McNeese State, Henry earned all-conference honors and finished his career with 93 receptions for 1,690 yards and 16 touchdowns en route to being enshrined in the McNeese Sports Hall of Fame in 2017. He signed with New Orleans as an undrafted free agent in 1994.

A native of Beaumont, Texas, Henry earned an undergraduate degree and a master's degree from McNeese State. He has three children, Darian, Kynidee and Ava.

### COLDEST/WARMEST GAMES IN CLEVELAND HISTORY

The following are the coldest and warmest games played by the Browns in Cleveland only. The temperatures reflect those at kickoff and do not include a wind chill or heat index.

#### COLDEST

	<u>Date</u>	<u>Opponent</u>	<u>Temp.</u>	<u>Kickoff</u>	<u>Result</u>
1.	January 4, 1981	Oakland	1	12:00 noon	L, 12-14*
2.	December 11, 1977	Houston	7	1:00 p.m.	L, 15-19
3.	December 17, 1989	Minnesota	10	1:00 p.m.	W, 23-17
4.	December 10, 2009	Pittsburgh	15	8:20 p.m.	W, 13-6#

#### WARMEST

	<u>Date</u>	<u>Opponent</u>	<u>Temp.</u>	<u>Kickoff</u>	<u>Result</u>
1.	September 15, 1991	Cincinnati	88	1:00 p.m.	W, 14-13
2.	September 8, 2002	Kansas City	86	1:00 p.m.	L, 39-40
3.	September 10, 1978	Cincinnati	85	1:00 p.m.	W, 13-10 (OT)

\*Playoff Game

#Coldest in history of FirstEnergy Stadium





# AL HOLCOMB

RUN GAME COORDINATOR/  
LINEBACKERS

**SCHOOL WEST VIRGINIA**  
**HOMETOWN QUEENS, N.Y.**  
**YEAR AS NFL COACH 11TH**  
**YEAR WITH THE BROWNS 1ST**

**SUPER BOWLS WON**



## HOLCOMB'S BACKGROUND

1995-96	Temple University, graduate assistant coach
1997	Colby College, linebackers coach
1998-2003	Bloomsburg University, special teams coordinator/linebackers coach
2004-05	Kutztown University, defensive coordinator/defensive backs coach
2006-08	Lafayette College, defensive line coach
2009-10	New York Giants, defensive quality control coach
2011-12	New York Giants, defensive assistant coach
2013-17	Carolina Panthers, linebackers coach
2018	Arizona Cardinals, defensive coordinator
2019-	Cleveland Browns, run game coordinator/linebackers coach

Al Holcomb was named the Browns run game coordinator/linebackers coach on Jan. 18, 2019. This marks Holcomb's 11th season coaching in the NFL and 25th overall as a coach.

Holcomb spent 2018 as Arizona's defensive coordinator following five seasons (2013-17) as Carolina's linebackers coach. Under his guidance, linebackers Luke Kuechly and Thomas Davis became one of the best linebacker duos in the NFL. Kuechly was named NFL Defensive Player of the Year in 2013, was chosen to five consecutive Pro Bowls and was named first team All-Pro four times. He also led the NFL with 153 tackles in 2014. Davis made three consecutive Pro Bowls and was named first team All-Pro in 2015. He reached the 100-tackle plateau in four of five seasons under Holcomb. The pair also excelled off the field as Kuechly was selected as the 2017 Art Rooney Sportsmanship Award winner, while Davis was named the 2014 NFL Walter Payton Man of the Year. In 2015, he helped the Panthers advance to Super Bowl 50.

Holcomb joined the Panthers in 2013 after four seasons (2009-12) with the New York Giants, where he worked as a defensive assistant (2009-10) and defensive quality control coach (2011-12). He helped the Giants win Super Bowl XLVI.

Holcomb participated in the NFL's minority internship program during minicamp and training camp in 2007 with the New York Jets.

Prior to working in the NFL, Holcomb spent 14 seasons as an assistant coach on the college level. He was the defensive line coach at Lafayette for three seasons (2006-08), tutoring five different defensive linemen to All-Patriot League honors. He worked as the defensive coordinator



# HOLCOMB CONTINUED

and defensive backs coach at Kutztown University (2004-05) in addition to being the interim head coach in the winter of 2005 after spending six years (1998-03) at Bloomsburg University as the linebackers coach and special teams coordinator.

He began his coaching career at Temple as a graduate assistant in 1995 working with the linebackers before serving as linebackers coach, assistant track coach and physical education instructor at Colby College in 1997.

A native of Queens, N.Y., Holcomb graduated from West Virginia with a degree in sport management and earned a master's degree in athletic coaching in 1996. He and his wife, Toni, have a son, Alex.

## PRONUNCIATION GUIDE

Genard Avery .....	juh-NARD
Joel Bitonio.....	buh-TONE-ee-oh
Trevon Coley .....	truh-VON
Seth DeValve.....	duh-VALVE
Daniel Ekuale.....	ee-QWALL-lay
Brian Fineanganofa.....	finney-on-GAN-oh-fo
Dontrelle Hiliard.....	don-TREL HIL-yard
Charley Hughlett .....	HEW-lit
Kyle Kalis .....	KAY-lis
David Njoku .....	nuh-JOE-koo
Larry Ogunjobi.....	OH-gun-JOE-bee
Damarius Randall .....	duh-MAIR-ee-us
Sheldrick Redwine .....	SHELL-drick
Joe Schobert .....	SHOW-bert
Austin Seibert.....	SIGH-bert
Sione Takitaki.....	see-OH-nay TOCK-ee-TOCK-ee
Adarius Taylor .....	UH-dare-EE-us
Tavierre Thomas .....	TAV-ee-air
Tigie Sankoh .....	tig-EE san-KOH





## RYAN HOLLERN

### ASSISTANT TO THE HEAD COACH

**SCHOOL** GANNON UNIVERSITY  
**HOMETOWN** INDIANA, PA.  
**YEAR IN NFL** 10TH  
**YEAR WITH THE BROWNS** 1ST

#### HOLLERN'S BACKGROUND

2006-09	Mississippi State, coordinator of recruiting operations
2009-12	New Orleans Saints, combine scout
2012-15	New Orleans Saints, northeast area scout
2016-17	Buffalo Bills, college scouting coordinator
2018	Salt Lake Stallions (AAF), director of football operations
2019-	Cleveland Browns, coaching assistant

Ryan Hollern enters his first year with the Browns and 10th NFL season.

Prior to Cleveland, Hollern served as director of football operations for the Salt Lake Stallions of the former Alliance of American Football league. In his role, Hollern oversaw all logistical functions of the club, as well as acted as the team's liaison between the front office and all internal departments.


Hollern spent the majority of his career in NFL scouting, first with the New Orleans Saints and later with the Buffalo Bills. Beginning as a combine scout in 2009, the Saints elevated him to northeast area scout in 2012, which he served as until 2015. Hollern spent one year with the Bills as the organization's college scouting coordinator.

A product of Indiana, Pa., Hollern began his career in college athletics as Mississippi State's coordinator of recruiting operations from 2006-09. In that position, he worked in the daily operation of the recruiting office, as well as coordinated travel, scholarships and admissions, oversight of the team's video library and worked as a liaison with pro scouts.

Hollern earned his bachelor's degree in psychology from Gannon University in 2001, where he played quarterback for the Golden Knights for two seasons. He later earned his master's degree in sports administration while working at Mississippi State.

He and his wife, Keely, have a son, Porter, and daughter, Bennett.





## LARRY JACKSON

**DIRECTOR OF STRENGTH  
AND CONDITIONING**

**SCHOOL TEXAS A&M  
HOMETOWN ROCKDALE, TEXAS  
YEAR AS NFL COACH 3RD  
YEAR WITH THE BROWNS 2ND**

### JACKSON'S BACKGROUND

1998-04	Texas A&M University, assistant strength and conditioning coach
2004-05	University of Oklahoma, assistant strength and conditioning coach
2006-11	University of Houston, director of football sports performance
2012-16	Texas A&M University, director of football sports performance
2017	Los Angeles Chargers, assistant strength and conditioning coach
2018-	Cleveland Browns, director of strength and conditioning

### JACKSON'S NFL PLAYING BACKGROUND

1995	Denver Broncos, defensive end
1996	Arizona Cardinals, defensive end
1997	Miami Dolphins, defensive end
1998	Barcelona Dragons (NFL Europe), defensive end

Larry Jackson enters his second season with the Browns as the team's director of strength and conditioning, after being named to his position on March 12, 2018.

Prior to joining the Browns, Jackson spent the 2017 NFL season as the Los Angeles Chargers' assistant strength and conditioning coach after gaining 19 years of experience on the collegiate coaching level.

From 2012-16, Jackson served as Texas A&M's director of football sports performance, managing all aspects of the strength and conditioning program for the Aggies. During that time, Jackson also served as the program's NFL liaison and earned Master Strength and Conditioning Coach status in 2013.

A 1995 graduate of Texas A&M, Jackson returned to his alma mater after spending the first six years (1998-2004) of his career as the Aggies' assistant strength and conditioning coach. Additionally, he spent six seasons as the University of Houston's director of football sports performance (2006-11) and two years as the University of Oklahoma's assistant strength and conditioning coach (2004-05).

Jackson is a member of the American Football Coaches Association (AFCA), Collegiate Strength and Conditioning Coaches Association (CSCCa) and National Strength and Conditioning Association (NSCA). He's also certified with both the CSCCa and the NSCA.



## JACKSON CONTINUED

A former defensive end at Texas A&M (1991-94), Jackson played in four bowl games and finished his career by participating in the Blue-Gray All-Star Game. As a player for the Aggies, Texas A&M compiled a 42-2-1 regular season record and never lost a home game. In the NFL, Jackson spent time with the Denver Broncos (1995), Arizona Cardinals (1996) and Miami Dolphins (1997). He also played for the Barcelona Dragons of NFL Europe in 1998.

A native of Rockdale, Texas, he and his wife, Amy, have two daughters, Kate and Abby.

## HOW THE BROWNS WERE NAMED

One myth is that the team was named after the popular boxing champion, Joe Louis, "The Brown Bomber."

However, when owner Arthur McBride brought an AAFC team to Cleveland in 1945, he held a newspaper contest to name the team and offered a \$1,000 war bond to the winner. Most of the entries submitted wanted the name Browns because the extremely popular Paul Brown was the team's head coach.

Coach Brown thought it wouldn't be proper to name the team after him, and the entry "Panthers" was selected. A few weeks later, a man approached McBride and said he owned a semi-pro team in the 1920s called the Cleveland Panthers and he still owned the rights to the name.

McBride could have bought the man off, but Brown vetoed the idea. The coach didn't want the new team to be associated with a losing franchise. Instead of holding a new contest, Brown reluctantly agreed on the name "The Browns."





**CHRIS JONES**  
DEFENSIVE ASSISTANT

**SCHOOL CHATTANOOGA**  
**HOMETOWN SOUTH PITTSBURG, TENN.**  
**YEAR AS NFL COACH 1ST**  
**YEAR WITH THE BROWNS 1ST**

### JONES' BACKGROUND

1991	Menchville High School (Va.), defensive backs coach
1992-94	North Jackson High School (Ala.), defensive line coach
1995-96	Tennessee Tech University, graduate assistant coach
1997	University of Alabama, graduate assistant coach
1998	University of Tennessee at Martin, defensive line coach
1999-2001	Tennessee Tech University, recruiting coordinator/defensive line coach
2002	Montreal Alouettes (CFL), defensive line coach
2003-07	Montreal Alouettes (CFL), defensive coordinator
2008-09	Calgary Stampeders (CFL), defensive coordinator
2010-11	Calgary Stampeders (CFL), assistant director of player personnel/assistant head coach/defensive coordinator
2012-13	Toronto Argonauts (CFL), assistant general manager/assistant head coach/defensive coordinator
2014-15	Edmonton Eskimos (CFL), head coach
2016-18	Saskatchewan Roughriders (CFL), vice president, football operations/general manager/head coach
2019-	Cleveland Browns, senior defensive assistant

Chris Jones is in his first season with the Browns after 17 years in the Canadian Football League coaching ranks, where he helped his teams to four Grey Cup championships (2002, 2008, 2012 and 2015) and was named CFL Coach of the Year in 2018.

Jones came to the Browns after three seasons as the Saskatchewan Roughriders vice president of football operations, general manager and head coach. Under his tutelage, the Roughriders improved from a five-win season in 2016 to a 10-8 record in 2017 and a 12-6 tally last year.

Prior to joining the Roughriders, Jones spent two seasons (2014-15) as the head coach of the Edmonton Eskimos, totaling a 26-10 record, and captured the Grey Cup in 2015. He was a CFL Coach of the Year finalist in both of his seasons at the helm.

Jones joined the CFL in 2002 as a defensive line coach with the Montreal Alouettes and spent six seasons with the team, including the last five as defensive coordinator. He joined the Calgary Stampeders in 2008 and spent four seasons with them, before joining the Toronto Argonauts for the 2012 and 2013 seasons.

In his 17 seasons in the CFL, Jones' teams missed the playoffs only once and played in 13 division finals and seven Grey Cups.

A native of South Pittsburg, Tenn., Jones began his college coaching career as a graduate assistant at Tennessee Tech University in 1995 and also spent time at Alabama (1997), UT Martin (1998) and Tennessee Tech (1999-01).

Jones and his wife, Sarah, have two daughters, Jackson and Austin. The couple also has a son, Drew.





## DALE JONES

### STRENGTH AND CONDITIONING ASSISTANT

**SCHOOL WASHBURN**  
**HOMETOWN TOPEKA, KAN.**  
**YEAR AS NFL COACH 2ND**  
**YEAR WITH THE BROWNS 2ND**

#### JONES' BACKGROUND

1997	Southern Methodist University, volunteer strength and conditioning coach
1997-98	University of North Texas, assistant strength and conditioning coach
1998	The Exchange Athletic Club, head trainer and director of operations
2001-13	University of Houston, assistant director of sports performance
2013-17	Texas A&M University, football sports performance coach
2017	University of Notre Dame, assistant strength and conditioning coach-football
2018-	Cleveland Browns, strength and conditioning assistant

Dale Jones enters his second season with the Browns as the team's assistant strength and conditioning coach, after being named to his position on March 16, 2018.

Prior to joining the Browns, Jones spent 2017 in the same capacity with the Notre Dame Football program, working closely with an offensive line that consisted of All-Pro Quenton Nelson and PF/W PFWA All-Rookie Mike McGlinchey. The unit earned the Joe Moore Award as the nation's top-rated offensive line.

Before his stint at Notre Dame, Jones spent four years working with the Browns' director of strength and conditioning Larry Jackson at Texas A&M (2013-17).

Jones spent 13 years at the University of Houston, where he served as the school's assistant director of sports performance. With the Cougars, Jones worked with football, baseball, women's basketball, softball, track (field events), soccer, swimming and diving and tennis programs. Under Jones' performance coaching, NFL QB Case Keenum concluded his college career at Houston (2006-11) as the NCAA's all-time leading passer with 19,217 yards and 155 touchdowns—records he still holds today. Jones also worked as an adjunct lecturer for the Health and Human Performance Department and served as a senior advisor for strength and conditioning at The Edge Extreme in Flower Mound, Texas. He worked with Jackson while at Houston from 2006-11.

Before joining Houston's athletic department in 2001, he taught undergraduate courses in the university's Health and Human Performance Department for the entirety of the 2000-01 school year. He also served as the head trainer and director of operations at The Exchange Athletic Club in Dallas, Texas (1998) and as an assistant strength and conditioning coach at North Texas from 1997-98 season. He was also a volunteer strength and conditioning coach at SMU in 1997.

Jones earned his bachelor's degree in exercise physiology from Washburn in 1994 and his master's degree in exercise science from Houston in 2003. Additionally, he was recognized as the 1994 Physical Education Major of the Year and the NASPE Physical Education Major of the Year.

Jones is a Master Strength and Conditioning Coach and is certified by the Collegiate Strength and Conditioning Coaches Association. He's also a certified strength and conditioning specialist by the National Strength and Conditioning Association and Sports Performance Coach by USA Weightlifting. Moreover, he's completed training in CrossFit Mobility.

Jones is a native of Topeka, Kan. He and his wife, Nicole, have three daughters, Abigail, Madison and Haley.





## JOHN LILLY TIGHT ENDS

**SCHOOL GUILFORD**  
**HOMETOWN BECKLEY, W.VA.**  
**YEAR AS NFL COACH 2ND**  
**YEAR WITH THE BROWNS 1ST**

### LILLY'S BACKGROUND

1991-94	Northwest Guilford High School (N.C.), assistant coach
1996-97	Florida State University, graduate assistant
1998-2007	Florida State University, recruiting coordinator/tight ends coach
2008-13	University of Georgia, tight ends coach
2014-15	University of Georgia, offensive special teams coordinator/tight ends coach
2016	Los Angeles Rams, tight ends coach
2018	University of Tennessee, assistant to the head coach
2019-	Cleveland Browns, tight ends coach

John Lilly brings more than 25 years of coaching experience to the Browns' staff.

Lilly spent 2018 at the University of Tennessee as the assistant to the head coach following a one-year stint (2016) as the Los Angeles Rams tight ends coach. With the Rams, he helped TE Lance Kendricks record a career-high 50 receptions.

Before joining the Rams, Lilly coached tight ends at the University of Georgia from 2008-15. During his eight seasons at UGA, the Bulldogs won 74 games, including five bowl victories and two SEC East titles. Lilly was part of several record-setting seasons: 72 touchdowns in 2012, 484.14 yards per game in 2013 and 41.3 points per game in 2014. He also helped shape future NFL draft picks Orson Charles (fourth round) and Arthur Lynch (fifth round). Charles, a current Brown, set the school record for receiving yards by a tight end with 1,370. Lilly also served as the Bulldogs' interim offensive coordinator during their bowl games following the 2014 and 2015 seasons, calling the plays during a 37-14 win over Louisville in the 2014 Belk Bowl and in a 24-17 victory over Penn State in the 2016 Tax Slayer Bowl.

Lilly also guided Georgia's punt unit, which included Ray Guy Award winner Drew Butler, who led the nation in net punting average (41.95) and was named a consensus All-American in 2009. He also worked with NFL K Blair Walsh.

Lilly spent 13 seasons at Florida State. He started as a videographer in 1995 before becoming a graduate assistant in 1996-97 and ultimately the tight ends coach and recruiting coordinator from 1998-07. The Seminoles had a tremendous amount of success during Lilly's tenure, including winning the 1999 national championship. FSU routinely brought in some of the nation's top recruiting classes with Lilly leading the charge, including a stretch from 2002 to 2007 where each class ranked in the top four in the country. In 2006, he coached Brandon Warren, the first tight end in school history to receive freshman All-America honors and only the third tight end ever at FSU to receive All-America recognition.

Lilly began his coaching career as an assistant coach at Northwest Guilford High School in Greensboro, N.C. from 1991-94.

As a player, Lilly played quarterback, wide receiver and special teams at Guilford College.

Lilly is married to the former Cheryl Brown, and they have two daughters, Allison Catherine and Abigail Christine, and one son, Caleb Jackson.





## RYAN LINDLEY QUARTERBACKS

**SCHOOL** SAN DIEGO STATE  
**HOMETOWN** SAN DIEGO, CALIF.  
**YEAR AS NFL COACH** 2ND  
**YEAR WITH THE BROWNS** 2ND

### LINDLEY'S BACKGROUND

2017-18 San Diego State University, graduate assistant  
 2018 Cleveland Browns, running backs coach (final eight games)  
 2019- Cleveland Browns, quarterback coach

### LINDLEY'S NFL PLAYING BACKGROUND

2012-14 Arizona Cardinals, quarterback  
 2015 Indianapolis Colts, quarterback

Lindley initially joined the Browns coaching staff as running backs coach on Oct. 31, 2018. He was named quarterbacks coach on Jan. 14, 2019.


Lindley helped RB Nick Chubb set a Browns rookie record with 996 rushing yards. He totaled the second-most scrimmage yards (1,145) and tied for the second-most total touchdowns (10) by a Browns rookie in a season. Chubb recorded a 92-yard touchdown run in Week 10, the longest run in Browns history and the second-longest by a rookie in NFL history.

As a player, Lindley was a sixth-round pick by Arizona in 2012. He appeared in 10 regular season games with six starts in addition to starting a playoff game for the Cardinals in 2014. He spent two seasons playing under current Browns head coach Freddie Kitchens, who served as Arizona's quarterbacks coach from 2013-16. Lindley also spent time with the Chargers, Patriots and Colts. He was a four-year starter at San Diego State, where he set numerous school records, including career passing yards (12,690) and passing touchdowns (90).

Following his playing career, he helped multiple prospects leading up to the NFL draft, including quarterbacks Carson Wentz, Jared Goff and Mitchell Trubisky.

Lindley joined San Diego State's coaching staff in 2017 as a graduate assistant, where he remained until joining the Browns staff.





## TOSH LUPOI

### DEFENSIVE LINE

**SCHOOL CALIFORNIA**  
**HOMETOWN HAYWARD, CALIF.**  
**YEAR AS NFL COACH 1ST**  
**YEAR WITH THE BROWNS 1ST**

### LUPOI'S BACKGROUND

2008-11	University of California-Berkeley, defensive line coach
2012-13	University of Washington, defensive run game coordinator/defensive line coach
2014	University of Alabama, defensive analyst
2015	University of Alabama, outside linebackers coach
2016-17	University of Alabama, co-defensive coordinator/outside linebackers coach
2018	University of Alabama, defensive coordinator/outside linebackers coach
2019-	Cleveland Browns, defensive line coach

Tosh Lupoi was named the Browns defensive line coach on Jan. 18, 2019. Lupoi has coached on the collegiate level the past 11 years, including the last five seasons at Alabama.

At Alabama, Lupoi joined the staff as a defensive analyst for the 2014 season and coached the outside linebackers in 2015. He added the title of co-defensive coordinator prior to the 2016 season and served as defensive coordinator in 2018. During his time at Alabama, the Crimson Tide qualified for the College Football Playoffs all five seasons, advanced to the National Championship game four times and captured two national championships (2015 and 2017). During his time as coordinator, Alabama led the nation in scoring defense in 2016 (13.0 points per game) and 2017 (11.9). The school also finished second in the nation in total defense in 2016 (260.4 yards per game) and 2017 (261.8 yards per game). Lupoi worked with several players who went on to be first-round picks in the NFL, including DE Jonathan Allen, LB Rueben Foster, S Minkah Fitzpatrick, NT Daron Payne and LB Rashaan Evans.

Prior to Alabama, Lupoi was the defensive run game coordinator and defensive line coach at the University of Washington from 2012-13. Two of the players he coached during that time earned All-America honors in OLB Hau'oli Kikaha and DL Danny Shelton. Kikaha led the country with 19 sacks in 2013, while Shelton would go on to be a first-round draft pick by the Browns in 2015.

Lupoi served as the defensive line coach at California for four years (2008-11), becoming the youngest full-time coach in Cal history when he joined the staff at the age of 26 in 2008. The Rivals Recruiter of the Year in 2010, Lupoi helped sign California classes that ranked No. 11 nationally in 2011 and No. 14 in 2010. He developed multiple NFL draft picks during his tenure at Cal, including future first round selections Cameron Jordan and Tyson Alualu.

As a player, Lupoi was a defensive lineman for Cal from 2000-05. He led the Bears defensive line in tackles in 2003 and earned Pac-10 All-Academic recognition in 2005. He graduated with a bachelor's degree in American studies in 2005 and completed coursework toward a master's in education.

Lupoi played high school football at De La Salle High School in Concord, Calif., one of the most successful programs in the history of prep football, where he earned all-state honors and won a national title.

He is married to the former Jordan Pelluer and the two have a son, Locke.





## EVAN MARCUS

STRENGTH AND CONDITIONING  
ASSISTANT

**SCHOOL** ITHACA COLLEGE  
**HOMETOWN** UNION, N.J.  
**YEAR AS NFL COACH** 13TH  
**YEAR WITH THE BROWNS** 4TH

### MARCUS' BACKGROUND

1991-92	Arizona State University, assistant strength and conditioning coach
1993	Rutgers University, assistant strength and conditioning coach
1994	University of Maryland, assistant strength and conditioning coach
1995-97	University of Texas, assistant strength and conditioning coach
1998-99	University of Louisville, assistant strength and conditioning coach
2000-02	New Orleans Saints, assistant strength and conditioning coach
2003-06	University of Virginia, head strength and conditioning coach
2007	Atlanta Falcons, head strength and conditioning coach
2008-10	Miami Dolphins, head strength and conditioning coach
2011-13	University of Virginia, director of football training and player development
2014-15	Minnesota Vikings, head strength and conditioning coach
2016-	Cleveland Browns, strength and conditioning assistant

Evan Marcus is in his fourth season with the Browns and 13th in the NFL.

Prior to Cleveland, Marcus spent two seasons as the head strength and conditioning coach for the Minnesota Vikings. Before the Vikings, Marcus oversaw strength and conditioning at the University of Virginia as the director of football training and player development from 2011-13. He also spent time at Virginia as the team's head strength and conditioning coach from 2003-06.

Prior to his second stint at Virginia, Marcus served as head strength and conditioning coach with the Miami Dolphins from 2008-10. He served in the same capacity with the Atlanta Falcons in 2007. Marcus got his start in the NFL working for the New Orleans Saints as an assistant strength and conditioning coach from 2000-02.

Before his time in the NFL, Marcus worked his way through the college ranks beginning at Arizona State from 1991-92. From there, he spent time at Rutgers (1993), Maryland (1994), Texas (1995-97) and Louisville (1998-99).

Marcus played football at Ithaca College, where he was a three-time letterman as an offensive lineman and started in the 1988 NCAA Division III National Championship. He graduated from Ithaca with a bachelor's degree in exercise science and earned his master's degree while coaching at Arizona State. A native of Union, N.J., he attended Cranford High School.

Marcus and his wife, Lori, have a son, Jake, and daughter, Anna.





## STUMP MITCHELL

**RUN GAME COORDINATOR/  
RUNNING BACKS**

**SCHOOL THE CITADEL  
HOMETOWN KINGSLAND, GA.  
YEAR AS NFL COACH 17TH  
YEAR WITH THE BROWNS 1ST**

### MITCHELL'S BACKGROUND

1991	San Antonio Rough Riders (WLAF), running backs coach
1993-94	Casa Grande High School (Ariz.), head coach
1995	Morgan State University, offensive coordinator
1996-98	Morgan State University, head coach
1999-2007	Seattle Seahawks, running backs coach
2008-09	Washington Redskins, assistant head coach/running backs
2010-12	Southern University, head coach
2013-16	Arizona Cardinals, running backs coach
2017-18	New York Jets, running backs coach
2019-	Cleveland Browns, run game coordinator/running backs coach

### MITCHELL'S NFL PLAYING BACKGROUND

1981-89	St. Louis/Phoenix Cardinals, running back
1991	Kansas City Chiefs, running back

Lyonia "Stump" Mitchell was named the Browns run game coordinator/running backs coach on Jan. 14, 2019. Mitchell joined the Browns after spending the past two seasons as the Jets running backs coach. He played running back in the NFL for nine seasons and has coached in the NFL for 17 seasons.

Mitchell has served as running backs coach with the New York Jets (2017-18), Arizona (2013-16), Washington (2008-09) and Seattle (1999-07). Under Mitchell, four different backs – Ricky Watters (1999-00), Shaun Alexander (2001-05), Clinton Portis (2008) and David Johnson (2016) gained 1,000 rushing yards in a season, while Andre Ellington produced 1,000 scrimmage yards in each of his first two NFL seasons (2013-14).

He has helped his backs find the end zone as Alexander (five times) and Johnson (twice) produced 10 or more scrimmage touchdowns in a season multiple times. Alexander set an NFL record with 28 scores in 2005 and Johnson led the league with 20 in 2016. In addition to numerous running backs, Mitchell has also helped two fullbacks earn Pro Bowl selections in Mack Strong and Mike Sellers.

On the collegiate level, Mitchell has served as head coach at Southern (2010-12) and Morgan State (1996-98). He was also the offensive coordinator at Morgan State in 1995.

Mitchell began his coaching career developing the running backs for the San Antonio Rough Riders of the World League of American Football in 1991. He spent two seasons (1993-94) as the head coach at Casa Grande High School (Ari.) and led the team to the state playoffs in his second year.



## MITCHELL CONTINUED

A ninth-round selection in the 1981 NFL Draft, Mitchell played nine years with the Cardinals (1981-89) and one season with the Chiefs (1991). He still ranks in the top three in Cardinals history in rushing yards (second), rushing average (second), kickoff return yards (second) and punt return yards (third). Off the field, Mitchell earned recognition as the Chuck Drulis Award winner for community service in 1982 and as the team's Byron "Whizzer" White Humanitarian Award finalist in 1984 for his work in the community.

A four-year player and three-year starter at running back for The Citadel, Mitchell set school records for rushing yards in a season and for a career. As a senior in 1980, he finished with the second-most rushing yards in the country and was named an All-American, Southern Conference Player of the Year and South Carolina Amateur Athlete of the Year.

## BRED IN THE BUCKEYE STATE

Two Pro Bowl players - RB Kareem Hunt and CB Denzel Ward - are continuing their long-standing football careers within Ohio's borders. Both have played for high school, college and professional football teams within the state of Ohio.

### Player

RB Kareem Hunt

DB Denzel Ward

### Hometown

Willoughby

Macedonia

### College

Toledo

Ohio State

STAFF

PLAYERS

2018 SEASON

HISTORY

RECORDS

GAME DAY





## JOHN PARRELLA

ASSISTANT DEFENSIVE LINE

**SCHOOL NEBRASKA**  
**HOMETOWN GRAND ISLAND, NEB.**  
**YEAR AS NFL COACH 1ST**  
**YEAR WITH THE BROWNS 1ST**

### PARRELLA'S BACKGROUND

2008-12 Valley Christian High School (Calif.), head coach  
 2013 Chabot Junior College, defensive line coach  
 2014-15 Northern Michigan University, defensive line coach  
 2016-17 University of Nebraska-Lincoln, defensive line coach  
 2019- Cleveland Browns, assistant defensive line coach

### PARRELLA'S NFL PLAYING BACKGROUND

1993 Buffalo Bills, defensive tackle  
 1994-2001 San Diego Chargers, defensive tackle  
 2002-04 Oakland Raiders, defensive tackle

John Parrella enters his first season with the Browns in 2019. In addition to 10 years of experience as a coach, he played 12 seasons in the NFL as a defensive tackle.

Parrella spent 2018 developing professional football hopefuls at The Spring League, an elite development league and scouting showcase for professional football talent.

Parrella spent two years (2016-17) coaching the defensive line at his alma mater Nebraska. In his first season leading Nebraska's defensive line, the front combined for 185 tackles, 17 sacks and 35 tackles for loss and was part of a defense that ranked in the top 35 nationally in total defense and scoring defense. He had two players earn honorable mention Big Ten honors.

Prior to Nebraska, Parrella spent two seasons (2014-15) in the same capacity at Northern Michigan and served as an assistant coach at Chabot Junior College in Hayward, Calif. in 2013. While at Chabot, the school won the Golden Gate Conference and the Top of the State Bowl, capturing the Central Division Championship.

Parrella got his start coaching at the high school level from 2008-12 at Valley Christian High School in Dublin, Calif. Parrella started the varsity program and guided the team to four straight North Coast Section Division IV playoff appearances.

As a defensive tackle at Nebraska from 1988-92, Parrella was an All-Big Eight selection and a three-year letter winner. He was a team captain during his senior season and was also a member of three Big Eight title teams during his career. In 1992, he was second on the team with 77 tackles, including 11.5 tackles for loss and five sacks, earning first team all-conference honors. Parrella was also the 1992 Nebraska Lifter of the Year and was inducted into the Nebraska Football Hall of Fame in 2001. He earned his degree in child, youth and family sciences.



A second-round pick by the Buffalo Bills in 1993, Parrella started 111 of 172 career games from 1993-04. He totaled 407 tackles, 26.5 sacks, 21 pass breakups, six forced fumbles and three fumble recoveries. He was a member of three teams that appeared in the Super Bowl during his career, including one with the Bills (XXVIII), San Diego Chargers (XXIX) and Oakland Raiders (XXXVII).

A native of Grand Island, Neb., he and his wife, Leigh, have four sons, Zach, Cal, Alex and Jake, along with their daughter, Grace.

## JIM BROWN STATUE UNVEILED AT FIRSTENERGY STADIUM

On September 18, 2016 during Browns Alumni Weekend, a statue of Jim Brown's likeness was unveiled outside the southeast corner of FirstEnergy Stadium.


"It's pretty hard to argue with what Jim did as a player," said Jimmy Haslam during the ceremony. "I'm sure you could argue with some various franchises whether he is the greatest NFL player of all time, even the greatest NFL running back, but it would be pretty hard to argue that he is not the greatest Cleveland Brown of all time."

The statue is a first for the Browns honoring a former player, and the team commissioned nationally-recognized sculptor David L. Deming of Lakewood, Ohio, for the statue.

"One of the reasons we have such a tremendous fan base today is that so many of us grew up watching Jim Brown play and remembered [No.] 32 and how he dominated for nine years," Haslam said.







## DEUCE SCHWARTZ

DEFENSIVE QUALITY CONTROL

**SCHOOL** UNION COLLEGE  
**HOMETOWN** SUFFERN, N.Y.  
**YEAR AS NFL COACH** 5TH  
**YEAR WITH THE BROWNS** 1ST

### SCHWARTZ'S BACKGROUND

2015-16	Buffalo Bills, coaching assistant
2017-18	New Orleans Saints, coaching assistant
2019-	Cleveland Browns, defensive quality control coach

Deuce Schwartz enters his first season as the Browns defensive quality control coach in 2019 after serving as a coaching assistant with the New Orleans Saints from 2017-18.

With the Saints, Schwartz's responsibilities included assisting the coaching staff in all aspects of the team's kicking game. Saints K Wil Lutz recorded the fifth-highest field goal percentage in the league (93.3) after connecting on 28 of 30 field goals. Lutz also garnered the NFC's second-most points and ranked fourth in the NFL with 136.

Schwartz went to New Orleans after serving in the same capacity with the Buffalo Bills from 2015-16, working specifically with the defense.

A native of Suffern, N.Y., Schwartz was a quarterback at Union College, from where he received a bachelor's degree in psychology and graduated with magna cum laude honors.





## TYLER TETTLETON

### OFFENSIVE QUALITY CONTROL

**SCHOOL OHIO**  
**HOMETOWN NORMAN, OKLA.**  
**YEAR AS NFL COACH 1ST**  
**YEAR WITH THE BROWNS 1ST**

#### TETTLETON'S BACKGROUND

2016-17 Oklahoma University, graduate assistant coach  
 2018 New York Jets, scouting assistant  
 2019- Cleveland Browns, offensive quality control coach

Tyler Tettleton was named the Browns offensive quality control coach on Jan. 14, 2019.

Tettleton spent 2018 as a scouting assistant with the Jets following three years (2015-17) as a graduate assistant at Oklahoma. In his three seasons at Oklahoma, the Sooners won the Big 12 conference championship every year. QB Baker Mayfield won the 2017 Heisman Trophy and was the No. 1 overall pick by the Browns in the 2018 NFL Draft.

As a player, Tettleton was a quarterback at Ohio University. He finished his career completing 732 of 1,174 passes for 9,129 yards, 67 touchdowns and 28 interceptions. He also had 347 carries for 910 yards and 16 scores. He set OU records for highest passer rating (148.9), completions (256), touchdown passes (28), passing yards (3,606) and total yards (3,960).

Tettleton is a native of Norman, Okla. His father, Mickey, was a Major League Baseball player and hit 245 home runs during his 13-year career.

#### FIRSTENERGY STADIUM PRO SHOP DONATION

In 2017, the Cleveland Browns announced that all of the team's net proceeds from items purchased in the Pro Shop at FirstEnergy Stadium would be donated to support Browns Give Back's commitment to education and youth football. The Browns were the first NFL club to dedicate year-round net proceeds from its team shop to community initiatives.





## DeWAYNE WALKER

### DEFENSIVE BACKS

**SCHOOL MINNESOTA**  
**HOMETOWN PASADENA, CALIF.**  
**YEAR AS NFL COACH 14TH**  
**YEAR WITH THE BROWNS 3RD**

#### WALKER'S BACKGROUND

1988-91	Mt. San Antonio College, defensive backs coach
1992	Mt. San Antonio College, defensive coordinator
1993	Utah State University, cornerbacks coach
1994	Brigham Young University, cornerbacks coach
1995	Oklahoma State University, defensive backs coach
1996-97	University of California-Berkeley, defensive backs coach
1998-2000	New England Patriots, assistant secondary coach
2001	University of Southern California, associate head coach/secondary coach
2002-03	New York Giants, secondary coach
2004-05	Washington Redskins, secondary coach
2006-08	UCLA, defensive coordinator
2009-12	New Mexico State University, head coach
2013-16	Jacksonville Jaguars, defensive backs coach
2017-	Cleveland Browns, defensive backs coach

DeWayne Walker was named defensive backs coach on Jan. 19, 2017. Walker has 13 years of NFL coaching experience.

In 2018, Walker helped develop first round pick Denzel Ward, who became just the sixth Browns rookie to be selected to the Pro Bowl. In Week 1, Ward became the first NFL rookie to record multiple interceptions in a season-opening game since 1984. He finished tied for second among all NFL rookies in interceptions (three) and passes defended (14). The Browns finished second in the NFL with 31 takeaways and tied for fifth with 17 interceptions, led by DB Damarious Randall (four).

Walker was pivotal to the Browns secondary in 2018, with the DBs ranking second in the NFL in passes defended (46) and interceptions (13), collectively. He also saw rookie CB Denzel Ward earn a trip to the Pro Bowl, accruing 53 tackles, three interceptions, 11 pass breakups, two fumble recoveries and one forced fumble.

In his first season with the Browns, the defense made significant improvements in many categories. The Browns, who finished 31st in the NFL in both total defense and rushing defense in 2016, ranked 14th in total defense and seventh in rushing defense in 2017.

Prior to the Browns, Walker served as defensive backs coach with Jacksonville for four seasons (2013-16). In 2016, Walker was tasked with the development of first-round pick Jalen Ramsey and helped him become the first rookie in franchise history to record an interception in back-to-back games and the first to return an interception for a touchdown. Walker also helped Davon House register a team-record 23 passes defended in 2015. In 2013, the Jaguars started three rookie defensive backs and Johnathan Cyprien led all rookie defensive backs with 98 tackles.



## WALKER CONTINUED

Walker also served as secondary coach with the New York Giants (2002-03) before spending the 2004-05 seasons in the same role with Washington. In 2005, the Redskins led the NFL in lowest opponent completion percentage (54.4) and ranked tied for second in fewest touchdown passes allowed (15). He helped develop 2005 first-round pick Carlos Rogers and worked with veteran Shawn Springs, who in 2004 became the first cornerback in NFL history to lead his team in sacks (five) and interceptions (six) in the same season.

From 1998-00, Walker served as assistant secondary coach in New England under Pete Carroll and Bill Belichick. Walker helped Ty Law and Lawyer Milloy to Pro Bowl appearances during his tenure and saw Law earn a spot in the Pro Football Hall of Fame in 2019.

Walker participated in the NFL's minority coaching internship program, working with the San Francisco 49ers in 1996 and the Patriots in 1997.

On the college level, he served as the head coach at New Mexico State from 2009-12 following three years at UCLA as defensive coordinator. Walker also spent 2001 as the associate head coach/secondary coach at USC and spent time at California (1996-97), Oklahoma State (1995), Brigham Young (1994) and Utah State (1993). Walker began his coaching career in 1988 at Mt. San Antonio College, serving as the defensive backs coach for four seasons and defensive coordinator for one.

As a corner at the University of Minnesota, Walker played for the CFL's Edmonton Eskimos in 1982 and spent two seasons (1983-84) playing in the USFL. In 1992, he graduated from Regents College with a bachelor's degree in liberal arts.

A native of Pasadena, Calif., Walker and his wife, Zan, have two daughters, Kesha and Kendra, and a son, Kevan.

STAFF

PLAYERS

2018 SEASON

HISTORY

RECORDS

GAME DAY





## JOE WHITT

### PASS GAME COORDINATOR/SECONDARY

**SCHOOL AUBURN**  
**HOMETOWN AUBURN, ALA.**  
**YEAR AS NFL COACH 13TH**  
**YEAR WITH THE BROWNS 1ST**

#### SUPER BOWLS WON



#### WHITT'S BACKGROUND

2000-01	Auburn University, student assistant/wide receivers coach
2002	The Citadel, wide receivers coach
2003-06	University of Louisville, recruiting coordinator/cornerbacks coach
2007	Atlanta Falcons, assistant defensive backs coach
2008	Green Bay Packers, defensive quality control coach
2009-17	Green Bay Packers, secondary/cornerbacks coach
2018	Green Bay Packers, defense – pass game coordinator
2019-	Cleveland Browns, pass game coordinator/secondary coach

Joe Whitt is in his 13th season in the NFL and first with the Browns as the team's pass game coordinator/secondary coach. Whitt spent the past 11 years with the Green Bay Packers, where he helped the team win Super Bowl XLV.

Whitt came to the Browns after serving as the Packers defense-pass game coordinator in 2018. Prior to his promotion last season, Whitt was the team's secondary/cornerbacks coach from 2009-17. During that time, he coached the Packers to a league-high 176 interceptions and a No. 9 ranking in opponent passer rating (83.2). In the same span, the Packers also ranked No. 7 in opponent completion percentage (59.8) and No. 7 in touchdown-to-interception ratio (1.34). He also saw CBs Tramon Williams (18) and Sam Shields (15) combine for 33 interceptions from 2010-14, the most in the league during that time between two teammates. Whitt helped Williams and Shields earn Pro Bowl selections.

In 2009, Whitt coached veteran CB Charles Woodson to NFL Defensive Player of the Year honors from The Associated Press. Woodson earned three consecutive Pro Bowl nods under Whitt from 2009-11. Also during his time with the Packers, Whitt was instrumental in the development of current Browns S Damarious Randall. A first-round selection by Green Bay in 2015, Randall tied for second among all NFL rookies with three interceptions. In 2012, he guided CB Casey Hayward to the All-Rookie Team by Pro Football Weekly/PFWA, becoming the first Green Bay CB to earn a spot on the team. Hayward also finished third in voting for the NFL Defensive Rookie of the Year by The Associated Press.

In Whitt's first three seasons as cornerbacks coach, the Packers led the NFL in interceptions twice (2001 and 2009) and posted 85 total picks. It was the most by the Packers over a three-year period since 1943-45 (95) and the most by an NFL team since the Minnesota Vikings and San Francisco 49ers each posted 86 from 1986-88.



## WHITT CONTINUED

Whitt went to Green Bay in 2008 as a defensive quality control coach after spending 2007 with the Atlanta Falcons as an assistant defensive backs coach. He broke into the NFL coaching ranks after a five-year stint in college football with The Citadel (2002) and Louisville (2003-06).

Whitt played collegiately at Auburn as a walk-on wide receiver and eventually earned a scholarship. After several injuries, he transitioned into a student assistant coach for his final two years of school and graduated in 2001 with a degree in communications.


A native of Auburn, Ala., he and his wife, Ericka, have a son, Joseph Barrington, and two daughters, Ava Jeneé and Zoë Jade.

## NFL DRAFT DAY 2-3

As part of 2019 NFL Draft celebrations, 2018 Cleveland Browns Walter Payton Man of the Year LB Christian Kirksey was among 64 NFL Legends and active players who announced draft selections in Nashville during Day 2 of the 2019 NFL Draft. Round 2 featured NFL club's first-round picks, while Round 3 included players chosen in later rounds. Kirksey was originally selected by the Browns in the third round (No. 71 overall) of the 2014 NFL Draft.

On Day 3, the Cleveland Browns, TE David Njoku and alumni RBs Kevin Mack and Eric Metcalf announced the team's Round 4-5 selections live from the Rock & Roll Hall of Fame. The Browns also welcomed members of the Jr. Browns NFL Flag football team from the City of Cleveland Fairfax Community Center.





**JODY  
WRIGHT**  
OFFENSIVE ASSISTANT

**SCHOOL JACKSONVILLE STATE**  
**HOMETOWN CARROLLTON, ALA.**  
**YEAR AS NFL COACH 1ST**  
**YEAR WITH THE BROWNS 1ST**

### WRIGHT'S BACKGROUND

2005-09	Mississippi State University, graduate assistant/coordinator of football operations
2010	University of Alabama, offensive graduate assistant coach
2011-12	University of Alabama, offensive analyst
2013	Jacksonville State University, passing game coordinator/tight ends coach
2014	University of Alabama at Birmingham, running backs coach
2015-17	University of Alabama, director of player personnel
2018	University of Alabama at Birmingham, assistant head coach/offensive line coach
2019-	Cleveland Browns, offensive assistant

Jody Wright was named offensive assistant on Jan. 14, 2019. He spent the past 14 years working on the collegiate level.

Wright was the offensive line and assistant head coach at the University of Alabama at Birmingham in 2018. He was also the running backs coach at UAB in 2014. As running backs coach, Wright helped guide Jordan Howard, who set numerous school records including the single-season rushing (1,587) and rushing touchdowns (13) records.

He had two stints at the University of Alabama. Wright was the director of player personnel from 2015-17 and graduate assistant/offensive analyst from 2010-12. He also acted as the passing game coordinator/tight ends coach at Jacksonville State in 2013 and the graduate assistant/coordinator of football operations at Mississippi State from 2005-09.

Wright graduated from Jacksonville State in 2004 and earned his master's degree from Mississippi State in 2009. He hails from Alabama and was a two-time all-state running back at Pickens Academy (Carrollton, Ala.) in high school, where he helped the school to three state titles.





## ELIOT WOLF

ASSISTANT GENERAL MANAGER

**YEAR IN THE NFL 16TH**  
**YEAR WITH THE BROWNS 2ND**

**SUPER BOWLS WON**



Eliot Wolf was named Assistant General Manager on January 10, 2018. Wolf spent the 14 seasons prior with the Green Bay Packers, most recently as director of football operations.

During his time in Green Bay, the Packers earned 10 trips to the playoffs, seven NFC North division titles and a victory in Super Bowl XLV. From 2004-17, Green Bay ranked among the NFL leaders in points per game (third with 25.6) and wins (fourth with 224).

Wolf officially joined the Packers as a pro personnel assistant in 2004. He was promoted to assistant director of pro personnel in 2008. He spent 2011 as assistant director of player personnel before serving as director of pro personnel for three seasons (2012-14). Wolf was elevated to director of player personnel in 2015 and spent his final two seasons (2016-17) as director of football operations.

His father, Ron, was the general manager of the Packers and was inducted in the Pro Football Hall of Fame in 2015. Wolf's scouting career unofficially began at the age of 10 when he joined his father in film sessions. He later held scouting internships with the Packers, Falcons and Seahawks.

Wolf earned a B.A. degree in English with an emphasis in creative writing from the University of Miami. He graduated in December 2003 after just three and a half years in order to begin his NFL career before the 2004 NFL Draft. At Miami, he volunteered in the football office's recruiting department.

Wolf and his wife, Regan, have two daughters, Daisy and Liza.





## CHRIS COOPER

VICE PRESIDENT,  
FOOTBALL ADMINISTRATION

**YEAR IN THE NFL 12TH**  
**YEAR WITH THE BROWNS 6TH**

Chris Cooper is in his sixth season with the Browns and second as vice president of football administration. Cooper, who is in his 12th season in the NFL, initially joined the club as director of football administration in 2014.

In his role, Cooper works closely with General Manager John Dorsey, as well as the coaching and player personnel departments, to reach and execute player contracts, manage the team's salary cap and oversee areas related to the Browns' relationship with the NFL and NFLPA.

Cooper has played a key role in the team's efforts to build its roster, including negotiating contracts with players and their representatives for rookies, free agents and members of the active roster. He was highly involved in the Browns' ability to reach long-term contract extensions with WR Jarvis Landry (2018), OL Joel Bitonio (2017) and LB Christian Kirksey (2017). Cooper also played a pivotal role in the Browns inking five unrestricted free agents in 2019.

Before joining the Browns, Cooper served six seasons with NFL headquarters in New York, where he aided the league's management council in a variety of capacities from 2008-14. He also spent time with the Minnesota Vikings as a law clerk in 2008.

A native of Sparta, N.J., Cooper received his bachelor's degree in sociology from Virginia before securing his JD degree from Brooklyn Law School.

He and his wife, Lindsay, currently live in Avon with their children, Brynn and Owen.

### MTKYN

Pro Bowl CB Denzel Ward's foundation, Make Them Know Your Name (MTKYN), has a heart-health mission propelled by individuals and organizations willing to take action to positively impact the heart disease epidemic. Ward and his family experienced first-hand the unexpected loss of their patriarch, Paul G. Ward Jr., to cardiac arrest while he participated in a spin class. He was 46 years old. His premature death left behind a purpose to use their platform to help prevent heart-related fatalities in communities in Ohio and across the nation. MTKYN believes knowledge, training and building confidence to take action has the power to save lives and protect families from oftentimes preventable loss.





## ALONZO HIGHSMITH

VICE PRESIDENT, PLAYER PERSONNEL

**YEAR IN THE NFL 21ST**  
**YEAR WITH THE BROWNS 2ND**

**SUPER BOWLS WON**



Alonzo Highsmith was named vice president of player personnel on January 10, 2018. Highsmith played six seasons in the NFL and spent 19 seasons in the Green Bay Packers player personnel department prior to joining the Browns.

Highsmith joined the Packers as a college scout in 1999 and spent 13 years on the college scouting staff. He was promoted to senior personnel executive in 2012 and remained in that role through the 2017 season. During his time in Green Bay, the Packers earned 13 trips to the playoffs, nine NFC North division titles and a victory in Super Bowl XLV. From 1999-17, Green Bay won 304 games, fourth-most in the NFL during that span. The Packers also ranked second in the NFL with an average of 25.3 points per game from 1999-17.

As a running back, Highsmith was the third overall pick by the Houston Oilers in the 1987 draft. He spent his first three seasons (1987-89) with Houston, starting 40 consecutive games, before being traded to Dallas. He spent a year and a half (1990-91) with the Cowboys before finishing his career with Tampa Bay (1991-92). He retired after the 1992 season following a series of knee injuries. He appeared in 65 regular season games and rushed for 1,195 yards on 283 carries with seven touchdowns. He added 42 receptions for 428 yards and three touchdowns.

Following his NFL playing career, Highsmith spent four years as a professional heavyweight boxer. He compiled a 27-1-1 career record.

A four-year letterman at the University of Miami, Highsmith helped the Hurricanes capture the 1983 national championship. He led the team in rushing his sophomore and senior seasons and earned a degree in business administration.

Highsmith is married to his wife, Denise, and has five children, Alonzo, A.J., Jordan, Jasmine and Brandon.





**KEN  
KOVASH**  
VICE PRESIDENT,  
RESEARCH AND STRATEGY

**YEAR IN THE NFL 10TH  
YEAR WITH THE BROWNS 7TH**

Ken Kovash enters his seventh year in the Browns player personnel department and his fifth season as a vice president. He previously served as director of football research/player personnel (2013-15). Kovash came to the Browns in 2013 after spending three seasons (2010-12) with the Dallas Cowboys as the team's senior analytics manager.

In the Cowboys front office, Kovash led football research efforts across the scouting department and coaching staff.

Kovash graduated from the University of California, Berkeley with a bachelor's degree in economics and went on to receive his master's degree in business administration from the University of Chicago. Kovash currently resides in Cleveland, Ohio.



**MIKE  
CETTA**  
DIRECTOR, RESEARCH

**YEAR IN THE NFL 7TH  
YEAR WITH THE BROWNS 7TH**

Mike Cetta is going into his seventh year with the Browns player personnel staff and fourth as a director.

Cetta most recently served as the department's project coordinator in 2015. Prior to that role, he came to Cleveland in 2013 as an analytics intern and worked as a scouting intern in 2014.

A native of Downers Grove, Ill., Cetta graduated from the University of Minnesota and currently resides in Cleveland, Ohio.





**STEVE  
MALIN**  
DIRECTOR, COLLEGE SCOUTING

**YEAR IN THE NFL 19TH  
YEAR WITH THE BROWNS 2ND**

**SUPER BOWLS WON**



Steve Malin is in his second season with the Browns after being named director of college scouting on May 31, 2018.

Malin possesses over 18 years of NFL scouting experience and served as a national scout for the New Orleans Saints for two years before he came to Cleveland. Prior to his stint in New Orleans, Malin's longest-tenured post came with the New York Giants, with whom he was with from 2001-16. During his time in New York, the Giants advanced to the postseason seven times and won Super Bowls XLII and XLVI.

Before entering the NFL, Malin spent the 2000 season as a regional scout in the XFL.

Malin also holds past coaching experience, acting as an assistant coach at Southern Methodist University from 1994-99 and at his alma mater East Texas State University in 1993.

As a player, Malin competed as a tight end at West Texas State University from 1989-90 and transferred to East Texas State to play out the 1991 and 1992 seasons as a linebacker, tight end and offensive tackle. He earned a bachelor's degree in kinesiology from East Texas State and a master's degree in liberal arts from SMU.

A native of Texas, Malin is married to his wife, Stacey. The couple has twins, son, Tyler, and daughter, Taylor, a son, Trey, and daughters Trinity Reese, Tru Rivers and Tenessie Reign.





**DAN  
SAGANEY**  
DIRECTOR, PRO SCOUTING

**YEAR IN THE NFL 11TH  
YEAR WITH THE BROWNS 11TH**

Dan Saganey is in his 11th season as a member of the Browns player personnel staff and fourth as director of pro scouting. Saganey tracks player movement around the league, conducts advance scouting of Browns' opponents, helps prepare the staff during pro free agency and also is involved in the evaluation of college prospects. Saganey previously worked as a manager of player personnel (2014-15), a pro scout (2011-13) and a player personnel assistant (2009-10).

Prior to joining the Browns, Saganey spent two seasons as a coach at Harvard University, first assisting with the defensive line (2007) and then tutoring the wide receivers (2008). During his two seasons in Cambridge, the Crimson captured back-to-back Ivy League Championships for only the third time in school history.

He began his coaching career in 2006 as the tight ends/tackles coach at Bentley College in Waltham, Mass. A native of Norfolk, Mass., Saganey earned a degree in government from Colby College, where he spent four years as a member of the Mules' offensive line.


Saganey and his wife, Heidi, have a son, Brock, and a daughter, Blake.

### **LARGEST HOME COMEBACKS IN TEAM HISTORY**

The largest home comeback in Cleveland Browns history occurred on Sunday, Dec. 4, 1966 at Cleveland Municipal Stadium.

Hosting the New York Giants, the Browns overcame a 20-point deficit and outscored the Giants 35-9 in the second half en route to a 49-40 victory. Browns QB Frank Ryan led the offense by completing 16-of-27 passes for 326 yards with three touchdowns, while RB Leroy Kelly recorded 126 rushing yards on 13 carries and three rushing touchdowns. WR Gary Collins posted five receptions for 120 yards and one touchdown to lead all receivers.





## GLENN COOK

ASSISTANT DIRECTOR, PRO SCOUTING

**YEAR IN THE NFL 9TH**  
**YEAR WITH THE BROWNS 4TH**

Glenn Cook is entering his fourth season as the Browns assistant director of pro scouting.

Cook came to the Browns after spending four years in Green Bay (2012-15), working as a pro scout for the Packers. While in Green Bay, Cook worked primarily in the pro personnel department with current Browns Assistant General Manager Eliot Wolf and Vice President of Player Personnel Alonzo Highsmith.

With the Browns, Cook's skillset is used by the club to evaluate players and track their movements around the NFL, especially in free agency. He also prepares advance scouting reports for upcoming opponents during the season and assists in the evaluation of college prospects for the NFL draft.


Prior to joining the Packers in May 2012, Cook worked as a scouting assistant with the Indianapolis Colts beginning in June 2011. Before transitioning into the field of player personnel, Cook was a graduate assistant coach at the University of Miami (Fla.), his alma mater. While coaching, he assisted with linebackers and defensive line and helped in recruiting efforts.

Cook finished his playing career (2004-06, 2008) at Miami as a four-year letterman linebacker with 185 tackles, two sacks, two forced fumbles and two fumble recoveries in 47 games played and 17 starts. Leading the team in tackles as a senior captain in 2008, he earned Miami's Plumer Memorial Award for leadership, motivation and spirit and the Melching Award for leadership. Before missing the 2007 season with an injury, he was also named the team's Linebacker of the Year as a junior in 2006.

After his time with the Hurricanes, Cook was drafted by the Chicago Cubs in the 46th round of the 2009 MLB Draft and played in 34 rookie-league games for the club.

A native of Miami, Fla., Cook holds a bachelor's degree in marketing and management and a master's degree in sports administration from Miami and currently resides in Cleveland, Ohio with his wife, Kelem.





## ADAM AL-KHAYYAL COLLEGE SCOUT


**YEAR IN THE NFL 5TH  
YEAR WITH THE BROWNS 5TH**

Adam Al-Khayyal enters his fifth year with the Browns in 2019 and third year as a college scout. He joined the organization as an intern in 2015 and spent two seasons assisting with player personnel and football administration before being promoted to scout in 2017.

Prior to joining the Browns, Al-Khayyal held associate and coordinator positions at ESPN, working in various research capacities.

Al-Khayyal played collegiately as a wide receiver at Princeton. He graduated with a bachelor of arts in economics in 2012.

Born and raised in Atlanta, Ga., Adam currently resides in Seattle, Wa. with his wife, Tanya Hanna.



## ZACH AYERS COLLEGE SCOUT

**YEAR IN THE NFL 7TH  
YEAR WITH THE BROWNS 7TH**

Zach Ayers is entering his seventh year with the Browns and his fourth as a road scout after holding various roles in the player personnel department his first three seasons.

Ayers is responsible for scouting college players in the southwest region of the country after serving as a scouting assistant from 2015-16. From 2013-15, he worked on scouting projects.

Prior to his time in Cleveland, Ayers was the assistant defensive coordinator for South Albany High School in Albany, Ore. from 2010-12 and JV defensive coordinator for North Salem High School from 2008-10.

A native of Albany, Ore., Ayers graduated from Western Oregon University with a bachelor's degree in interdisciplinary studies.

He and his wife, Sarah, have a daughter, Paxtyn.





## COLTON CHAPPLE COLLEGE SCOUT

**YEAR IN THE NFL 7TH**  
**YEAR WITH THE BROWNS 7TH**

Colton Chapple is in his seventh season with the Browns player personnel staff. Chapple joined the Browns after graduating from Harvard in May 2013 with a degree in psychology.

From 2014-15, Chapple worked as the team's BLESTO scout, responsible for the Midwest region of the country. He served as a scouting assistant in his first season with the club in 2013.

At Harvard, Chapple played quarterback for four years, throwing for 2,567 yards and 24 TDs as a senior in 2012. For his performance, Chapple was one of two Ivy League players to be awarded The Asa Bushnell Cup in 2012, which is given to the conference's top offensive and defensive players of the year.

Chapple currently resides in Cleveland with his wife, Brittany.



## SAM DeLUCA PRO SCOUT

**YEAR IN THE NFL 7TH**  
**YEAR WITH THE BROWNS 7TH**

Sam DeLuca is going into his seventh year with the Browns player personnel staff and fourth as a pro scout. He previously served as a pro scouting assistant.

In his role as scout, DeLuca's primary duties include film study of active NFL players and evaluation of free agents, as well as advance scouting of upcoming opponents and assisting in the day-to-day operations of the pro department. DeLuca also assists with evaluations of college draft prospects.

Before joining the Browns, DeLuca graduated from Arizona State in 2013 with a degree in business management and legal studies. DeLuca previously worked as a pro personnel intern with the Philadelphia Eagles in the summers of 2011 and 2012.

Prior to interning in the Philadelphia personnel department, he worked as an equipment assistant for the Eagles from 2006-10.

DeLuca currently resides in Cleveland, Ohio.





## MATT DONAHOE

### COLLEGE SCOUT

**YEAR IN THE NFL 7TH**  
**YEAR WITH THE BROWNS 2ND**

Matt Donahoe enters his second season as a member of the Browns player personnel department and his seventh in the NFL. Donahoe's primary responsibilities include evaluating college talent.

He previously served as an area scout for the Kansas City Chiefs, where he worked alongside General Manager John Dorsey and covered the Northeast region of the country from 2015-17. Prior to being promoted to that post, Donahoe spent 2014 as a NFS scout, overseeing the states of Missouri, Kansas, Nebraska and Illinois. He originally entered the NFL as the Chiefs' scouting intern in 2013, assisting in daily scouting activities, compiling player personnel information and attending various professional and college games.

Additionally, Donahoe has previous experience working with Browns assistant general manager Eliot Wolf and vice president of player personnel Alonzo Highsmith in Green Bay as the Packers' summer scouting intern in 2012.

The Pittsburgh, Pa. native has also spent multiple training camps serving as a ball boy for the Pittsburgh Steelers and Buffalo Bills.

A graduate of Allegheny College, Donahoe was a four-year letterman in golf and a two-time Academic All-American. He earned his degree in economics with a minor in communication arts in 2012.

### CLEVELAND BROWNS YOUTH FOOTBALL AMBASSADOR CHUCK KYLE

In May 2016, the Browns named St. Ignatius Head Football Coach Chuck Kyle their youth football ambassador. The Browns have further incorporated the renowned coach's experience and expertise into the team's long-standing dedication to youth and high school football in Ohio. Kyle also remains on the St. Ignatius faculty and continues to lead the Wildcats football team and students.

In addition to involvement at many Browns youth and high school football clinics and leading multiple Parents Clinics, Kyle serves as an advisor for USA Football and was a member of USA Football Heads Up Football's inaugural class of Master Trainers. A member of the National Federation of State High School Association Hall of Fame Class of 2016, Kyle became head coach at St. Ignatius in 1983 and has led his alma mater to three national championships, an Ohio-best 11 state football championships and a state-record 22 consecutive playoff appearances from 1988-2009. He was USA Today's High School Coach of the year in 1989 and 1993 and was honored with Lifetime Achievement Awards from the Greater Cleveland Sports Commission and Ohio High School Football Coaches Association Hall of Fame.





## BRANDEN FRANCIS

### PRO SCOUT

**YEAR IN THE NFL 5TH**  
**YEAR WITH THE BROWNS 5TH**

Branden Francis is in his fifth year with the Browns player personnel staff and second as a scout. Francis is mainly responsible for evaluating both pro and college players throughout the year, while also preparing scouting reports for upcoming opponents.

Francis joined the Browns as a player personnel intern in 2015 and transitioned into a scouting assistant prior to the start of the 2016 season.

Before his time with the Browns, Francis served as an intern in the football operations department at Liberty University during the fall of 2015.

A native of Herndon, Va., Francis graduated from Liberty with a degree in sports management in 2015. He currently resides in Cleveland, Ohio.



## GERALD McCULLY

### COLLEGE SCOUT

**YEAR IN THE NFL 5TH**  
**YEAR WITH THE BROWNS 5TH**

Gerald McCully enters his fifth season on the Cleveland Browns player personnel staff after serving as a part-time scout for the Montreal Alouettes from 1997-2014. Prior to his work with the Alouettes, McCully coached running backs and linebackers for the Arena Football League's Florida Bobcats from 1995-97.

From 1987-93, McCully worked at The Citadel, his alma mater, as the tight ends coach, recruiting coordinator and academic coordinator. While in college, he played nose guard from 1981-83 and went on to coach at Jesuit High School in Tampa, Fla. from 1985-87. He continued his high school coaching career with stops at six other high schools in Florida and South Carolina from 1993-2015. Gerald worked part-time for Terry Forbes Recruit Evaluations where he evaluated Illinois, Indiana, Missouri and Florida from 1997-2002.





## JIMMY NOEL COLLEGE SCOUT

**YEAR IN THE NFL 5TH  
YEAR WITH THE BROWNS 2ND**

Jimmy Noel begins his second season with the Browns personnel department in 2018 and his fifth in the NFL, assisting in overseeing the club's pro scouting efforts.

He previously worked with General Manager John Dorsey in Kansas City, serving as the Chiefs' scouting intern in 2015 and scouting assistant in 2016. In 2017, Noel was promoted to pro scout and served in that capacity for the entirety of the year.

Before his time in Kansas City, Noel was a volunteer tight ends coach for Temple University, as well as assisting the program's recruiting and quality control departments.

Noel played defensive back for Boston College from 2009-12 and was a team captain his senior year. During his career, he compiled 115 tackles and seven interceptions. He also earned a rookie minicamp tryout from the Seattle Seahawks in 2013.

A native of Everett, Mass., Noel graduated from Boston College in 2013.



## MAX PAULUS COLLEGE SCOUT

**YEAR IN THE NFL 7TH  
YEAR WITH THE BROWNS 7TH**

Max Paulus is in his seventh year with the Browns player personnel staff and fourth as a scout. Paulus is mainly responsible for evaluating college players from the Mid-Atlantic region throughout the year.

Paulus served as a scouting assistant for two seasons (2014-15) after he began working with the Browns as a scouting intern in 2013.

Prior to his time in Cleveland, Paulus played football at Denison University for four years, starting at quarterback for three and serving as a captain during his senior season. He graduated with bachelor's degrees in economics and history.

A native of Massillon, Ohio, Paulus and his wife, Tory, currently reside in Nashville, Tenn.





**RON  
BREWER**  
MANAGER, PLAYER ENGAGEMENT

**YEAR IN THE NFL 7TH  
YEAR WITH THE BROWNS 5TH**

Ron Brewer is in his fifth season as the Browns manager of player engagement.

Brewer helps to ensure the successful transition of NFL players into professional football through a number of character development programs. He oversees programs that include the Rookie Professional Development Program, Rookie Success Program, undergraduate and graduate degree completion, internships, financial education and additional educational sessions, which range from Domestic Violence to Leadership. Over the last four years, Brewer assisted as 50 players completed coursework towards undergraduate or master's degrees, while others participated in internships and job shadowing opportunities.

Prior to the Browns, Brewer spent two seasons at his alma mater North Carolina as the director of player development and recruiting. He also spent time at the NCAA as the assistant director of leadership development. With the NCAA, he oversaw national professional development programs for athletes, administrators and coaches. Brewer also worked at SMU (academic support/life skills coordinator), LSU (academic advisor) and with the Minnesota Vikings (player development coordinator).

A native of Chesapeake, Va., Brewer earned undergraduate and master's degrees from UNC, where he lettered as a cornerback. With the Tar Heels, he worked his way from a walk on to earning a scholarship to team captain as a senior.

### **2021 CLEVELAND NFL DRAFT**

The NFL announced on May 22, 2019 that the 86th NFL Draft will take place in Cleveland in 2021 and will bring fans together for free celebrations at iconic downtown locations around FirstEnergy Stadium, including the Rock & Roll Hall of Fame, as well as on the shore of Lake Erie. The Cleveland Browns, Greater Cleveland Sports Commission, City of Cleveland and Destination Cleveland held a 2021 NFL Draft tailgate at Public Square to celebrate the occasion, highlighted by addresses from Executive Vice President JW Johnson, General Manager John Dorsey, CB Denzel Ward and alumnus KR/WR Josh Cribbs.





## KATY MEASSICK

### PERFORMANCE DIETITIAN

**YEAR IN THE NFL 4TH**  
**YEAR WITH THE BROWNS 4TH**

Katy Meassick is in her fourth year as the Browns performance dietitian.

Meassick oversees all nutritional needs of the team throughout the season, including practices, workouts, game days and travel. She also focuses in the areas of nutrition education and programming, as well as managing the training table, players' body composition, individual counseling and supplement evaluation.

Meassick came to the Browns from Florida State University, where she served as the director of sports nutrition from 2014-16, overseeing the nutrition needs of all Florida State student-athletes. Prior to FSU, she spent time at Arizona State University as the program's registered dietitian. From 2011-13, Meassick worked as the team dietitian at the University of Pennsylvania after spending two years at the University of Maryland as an assistant athletic trainer.

Meassick is a registered dietitian with the Academy of Nutrition and Dietetics and is a member of the Sports, Cardiovascular and Wellness Nutrition dietetic practice group and the Collegiate and Professional Sports Dietitians Association. Meassick is also a board certified specialist in sports dietetics and a certified athletic trainer with the Board of Certification for Athletic Trainers.

A native of Tampa, Fla., Meassick holds a bachelor's degree in athletic training from the University of South Florida and a master's degree in nutrition science from Syracuse University.

She and her husband, Greg, currently reside in Fairview Park, Ohio.

### OBJ IN THE UK

This past offseason, WR Odell Beckham Jr. visited the United Kingdom as an ambassador for the NFL Academy, which begins its operations in September 2019. The NFL Academy will offer student athletes aged 16-18 the opportunity to combine education with life skills and intensive training in the sport under full-time professional coaches. Supported by Nike and based at Barnet and Southgate College, in North London, the NFL Academy will provide students with pathways into employment, further education and even the potential opportunity to play NCAA college football in the United States





## BRAD MELLAND

### DIRECTOR, EQUIPMENT OPERATIONS

**YEAR IN THE NFL 22ND**  
**YEAR WITH THE BROWNS 15TH**

Brad Melland is in his 15th season overseeing the Browns equipment operations after serving as the assistant equipment manager for the Seattle Seahawks for seven seasons (1998-2004).

Melland was voted by his peers as the NFL Equipment Manager of the Year in 2013.

Along with assistants Jim McLaughlin, Jeff Inderhees and Kory Gillissie, he oversees purchasing, fitting, customizing and issuing of all playing equipment for the club as well as ensuring all equipment safety parameters are met.

Prior to his stint in Seattle, Melland worked in three other professional leagues, including the Montreal Alouettes of the Canadian Football League (1996-98), where he was the assistant director of football operations, head equipment manager and travel coordinator.

Melland also has experience with the Baltimore Stallions (1994-95) of the Canadian Football League, the World League's Rhein Fire (1995) and Orlando Thunder (1991-92) and the Arena Football League's Tampa Bay Storm (1993).

A native of Williston, North Dakota, Melland graduated from Williston High School and the University of North Dakota, where he earned his BBA in management.

He and his wife, Tanya, a native of Montreal, Canada, have four children: Christopher, Caeli, Jaime and Jace.

### ADAPTED FOOTBALL LEAGUE

The Cleveland Browns Adapted Football League, established in 2011, provides children with disabilities the opportunity to participate in an organized, competitive and developmental sport. It is the first competitive adapted football program in Ohio that enables school-aged children and young adults with physical and/or cognitive disabilities the opportunity to develop the skills necessary to play football competitively. In 2018, more than 120 athletes and 100 volunteers participated in the eighth season with numbers expected to show more growth in 2019. The program offers a foundation for success by focusing on skill development, socialization and physical activity. Those building blocks help prepare participants for achievement and growth now and in the future.





## ROB PAVLAS VIDEO DIRECTOR

**YEAR IN THE NFL 11TH  
YEAR WITH THE BROWNS 11TH**

Rob Pavlas is in his 11th season with the Browns and fourth as video director. He joined the club as assistant video director in 2009 and was promoted to video director in 2016.

Along with assistants Ricky Palmer and Caleb Studivant, Pavlas handles all of the audio/visual needs for coaches, player personnel staff and players. They record all practices and games, breaking each down into smaller elements to provide the team with as much detail as possible for game and opponent preparation.

Prior to the Browns, Pavlas worked for DVSPORT Software (2006-09) and the University of Akron (2004-06). With the Zips, he was the head video contact for football and men's basketball.

Pavlas earned undergraduate and master's degrees from Ohio State University.

He and his wife, Carmina, have a son, Lucas, and daughter, Cruz.

## JONES SCORES SIX

Browns HB/WR Dub Jones found the end zone a historic six times on Nov. 25, 1951 against the Chicago Bears, setting a franchise record for TDs in a single-game and tying the all-time NFL mark.

Jones scored twice in the second quarter, the first on a 2-yard run and the second on a 34-yard pass from QB Otto Graham. Jones came out in the third quarter and put two rushing scores on the board from 12 and 27 yards.

He continued to find holes in the Bears defense in the fourth quarter as he ran for a 43-yard TD and his fourth rushing score of the day. Jones tied Ernie Nevers' all-time record set in 1929 when he connected with Graham on a 43-yard completion.

Jones totaled 116 yards rushing on nine attempts and 80 yards receiving on three catches.







## CHRIS POWELL

HEAD GROUNDSKEEPER

**YEAR IN THE NFL 26TH**  
**YEAR WITH THE BROWNS 23RD**

Chris Powell is in his 23rd season with the Browns and 21st as head groundskeeper. He originally served the Browns as the assistant head groundskeeper from 1992-94 and started back up with the club in his current role when the team returned to Cleveland in 1999.

Powell works closely with stadium field manager Neal Pate and grounds supervisor Scott Springer in overseeing all aspects of field and grounds management at FirstEnergy Stadium and the Browns training facility. In addition to football games, Powell leads the efforts for other events at both locations, such as concerts, soccer matches and training camp. Over the course of his career, Powell has had experience in field design, construction, renovations and grow-ins, while also being well-versed in warm and cool season grasses and a wide range of athletic fields.

Powell is also a member of the National and Ohio Sports Turf Managers Associations and the Ohio Turf Foundation.

Between stints in Cleveland, Powell served as the grow-in supervisor in 1994 at Arrowhead Stadium in Kansas City, Mo. when the Chiefs transitioned from turf to natural grass. From 1995-97, he also worked as a turf consultant for Northwestern football and MiLB Norwich Navigators while working part-time with the Chiefs. During that time, Powell also acquired a real estate license and worked as a substitute teacher and umpire.

A native of Urich, Mo., Powell graduated from Central Missouri University with a bachelor's degree in parks and recreation with a focus in park management. While in school, he worked full time at the university athletic fields and golf course from 1987-92. Powell also joined the Army National Guard in 1989, finishing as a NCO movements specialist in the 35th infantry division support command out of Lexington, Mo.

Powell and his wife, Stephanie, have two daughters, Katelyn and Ella, and a son, Andrew. They currently reside in Berea, Ohio.





## JOE SHEEHAN

VICE PRESIDENT,  
PLAYER HEALTH AND DEVELOPMENT

**YEAR IN THE NFL 20TH**  
**YEAR WITH THE BROWNS 11TH**

Joe Sheehan is entering his 11th season with the Browns and his second as vice president of player health and development after being promoted from head athletic trainer.

Working closely with assistants Shone Gipson, Gordon Williams, Anthony Trem, Pat Rock and Stefan Varner, Sheehan is responsible for managing the day-to-day care of Browns players in coordination with team physicians. Sheehan also oversees the team's strength, conditioning and nutritional efforts. He and his staff work synonymously with the club's strength and conditioning staff and performance dietician, creating a true team approach to the overall care of Browns players. Additionally, Sheehan oversees the club's security and player development departments.

Sheehan previously spent one year (2008) as the coordinator of athletic training and sports medicine at the University of Arkansas. With the Razorbacks, Sheehan coordinated and managed the medical care for more than 450 student-athletes competing in 19 intercollegiate sports. He also served as the lead athletic trainer for the school's football team.

The 2019 season will mark Sheehan's 20th in the NFL on a full-time basis, having spent his first nine years in the league as a member of the athletic training staff of the Jacksonville Jaguars, including the final three as an assistant athletic trainer and the director of rehabilitation. In that role, Sheehan developed and administered player rehabilitation protocols for the organization. He was responsible for all aspects of medical documentation. Sheehan also assisted with the design and implementation of the team's offseason strength and conditioning program.

Sheehan is a certified athletic trainer (ATC), a certified strength and conditioning specialist (CSCS), certified performance enhancement specialist (PES) and a certified corrective exercise specialist (CES).

Sheehan began his affiliation with the Jaguars as a seasonal athletic trainer in 1997. In the spring of 1998, he served as an assistant athletic trainer for the Barcelona Dragons as part of NFL Europe. He returned to the Jaguars as a seasonal athletic trainer in the fall of 1998 before being hired full-time by Jacksonville in 1999. He was promoted three times on the Jaguars' staff before assuming his most recent position in June 2005. In 2003, he was part of a staff that earned the distinction as the NFL Athletic Training Staff of the Year.

Sheehan earned his bachelor's of science degree from the University of Connecticut in 1997. He was a member of the Dean's List and National Honor Society at UConn. He earned his master's of science degree in exercise science and health promotion/rehabilitation science from California University of Pennsylvania in 2007.

He is a member of the National Athletic Trainer's Association, the National Strength and Conditioning Association, the National Academy of Sports Medicine, and the Professional Football Athletic Trainer's Society, where he served on the organization's executive committee and the education committee.

Sheehan and his wife, Lisa, have two daughters, Rachel and Kelsey, and a son, Brendan.





## **JAMES VOOS, M.D.**

**HEAD TEAM PHYSICIAN**

**YEAR IN THE NFL 10TH  
YEAR WITH THE BROWNS 6TH**

James E. Voos, MD is entering his sixth season as head team physician for the Cleveland Browns. Dr. Voos is the Jack and Mary Herrick Distinguished Chairman in Orthopaedics and Sports Medicine at University Hospitals and the Charles Herndon Chair in Orthopaedics at Case Western Reserve University, where he is an associate professor.

Originally from Kansas City, Dr. Voos earned his medical degree from the University of Kansas. He performed his orthopedic surgery residency and sports medicine fellowship at the US News & World Report's No. 1 ranked Hospital for Special Surgery in New York, where he was an assistant team physician for the New York Giants and WNBA New York Liberty.

Dr. Voos also previously served as a team physician for the Kansas City Chiefs and as head physician for the Kansas City Ballet.

Dr. Voos has published more than 50 scientific publications and book chapters. His areas of expertise include wearable performance technology, surgical treatment of ACL and multi-ligament knee injuries, shoulder instability, hip femoroacetabular impingement (FAI) and elbow Tommy John injuries. He was recently selected as a committee member for the American Orthopaedic Society for Sports Medicine (AOSSM) STOP Sports Injuries initiative.

Additionally, Dr. Voos volunteers as a team physician for local collegiate, high school and youth sports and serves as Medical Co-Director for the Cleveland Marathon and Cleveland Triathlon. Recently, Dr. Voos was named Medical Director for the Cleveland Ballet.

Dr. Voos' wife, Kristin, is a neonatologist at Rainbow Babies and Children's Hospital. They have three children: Kalli, K.C. and Klara.





## SEAN CUPP, M.D.

LEAD MEDICAL PHYSICIAN

**YEAR IN THE NFL 6TH**  
**YEAR WITH THE BROWNS 6TH**

Sean A. Cupp, MD begins his sixth season as lead medical physician for the Cleveland Browns. Dr. Cupp is Co-Director of Sports Medicine and Assistant Professor at University Hospitals Cleveland.

Originally from rural western Oklahoma, Dr. Cupp earned his medical degree from the University of Oklahoma before receiving his family medicine training at the University of Alabama Birmingham-Huntsville Family Practice residency in north Alabama. He returned home for his Primary Care Sports Medicine Fellowship at the University of Oklahoma Medical Center in Oklahoma City and then joined a busy private orthopedic practice in Lawrence, Kan.

Dr. Cupp has spent his entire career in athletic medicine. For the decade prior to arriving in Cleveland, he practiced medical sports medicine and non-surgical orthopedics in northeast Kansas while serving as the assistant head medical physician for the University of Kansas Jayhawks and the head team physician for Baker University Wildcats.

Additionally, Dr. Cupp volunteers as a sports medicine consultant for the Mid-American Conference, Kent State University and Diocese of Cleveland Catholic Youth Organization Football. He also serves as a team physician for local high school and youth sports teams, including the Greater Cleveland Football Coaches Association All-Star Game.

Dr. Cupp is a Fellow in the American Academy of Family Physicians and an active member of the American Medical Society for Sports Medicine and the NFL Physicians Society. He continues to practice sports medicine with University Hospitals Orthopedics. His interests include musculoskeletal medicine, medical issues of the athlete, non-surgical joint preservation, sports ultrasound and ultrasound guided joint injections.

Dr. Cupp and his wife, Keri, have three children: Charlotte, Christian and Caleb.





## JIM BROWN

### SPECIAL ADVISOR

**YEAR IN THE NFL 18TH**  
**YEAR WITH THE BROWNS 18TH**

#### PRO BOWLS



#### NFL MVPs

MVP MVP MVP

#### NFL CHAMPIONSHIPS



#### HALL OF FAME INDUCTEE



Cleveland Browns Hall of Fame running back Jim Brown serves as a special advisor for the team. In this role, he serves in a variety of off-field capacities with the club and in the community. Brown previously was an executive advisor with the team, a position he held through 2010.

Cleveland's No. 1 draft choice in 1957 from Syracuse, Brown starred in both football and lacrosse during his collegiate career. He went on to fulfill a storied NFL career, which included leading the NFL in rushing during eight of his nine seasons. He appeared in nine consecutive Pro Bowls and was named the NFL's MVP three times (1957, 1958 and 1965). Brown owns team records for most combined net yards (15,459), career rushing yards (12,312), most points in one season (126), career TDs (126), rushing TDs (106), most consecutive games scoring a TD (10) and most 1,000 yard seasons (seven).

Brown's No. 32 was retired by the club and he was inducted into the Pro Football Hall of Fame in 1971. A statue of his likeness was unveiled outside the southeast corner of FirstEnergy Stadium in 2016.

Brown is active with his Amer-I-Can Program, which works in schools, prisons and communities across the country. Born on Feb. 17, 1936, in St. Simons, Ga., Brown and his wife, Monique, live in California with their two children.



## CLEVELAND BROWNS STAFF



**Blake Adkins**  
Membership Services  
Representative



**Taylor Adrian**  
Membership Services  
Representative



**Mike Annarella**  
Coordinator,  
Communications



**Leah Archual**  
Manager,  
Digital Media



**Renee Arko**  
Coordinator,  
Scoreboard Operations



**Nolan Badalucco**  
Berea Security Officer



**Anthony Baucio**  
Associate Producer



**Tare Beaver**  
Membership Services  
Representative



**Will Black**  
Manager,  
Ownership Operations




**Andrew Bossard**  
Assistant  
Groundskeeper



**John Boykin**  
Manager,  
Security



**Jess Brooks**  
Coordinator,  
Human Resources




**Lovelle Brown**  
Stadium Security  
Officer



**Troy Brown**  
Vice President,  
Stadium Operations



**Vanessa Bryan**  
Manager,  
Partnership Activation



**Lance Camden**  
Manager,  
Corporate  
Partnerships



**Khaleem Charles**  
Coordinator,  
Cleveland Browns  
Foundation



**Chris Cola**  
Coordinator,  
Berea Facilities



**Rob Conroy**  
Associate Producer



**Lorenzo Costanzo**  
Membership Services  
Representative



## CLEVELAND BROWNS STAFF



**Brandon Covert**  
Vice President,  
Information  
Technology



**Jud Covert**  
Support/Network  
Engineer



**Phil Dangerfield**  
Vice President,  
Operations




**Connor Daugherty**  
Membership Services  
Representative



**Drew Davidson**  
Segment Producer



**Bill Davis**  
Stadium Security  
Officer



**Bradley DeAngelis**  
Software Developer



**Jason Decker**  
Manager,  
Ticket Operations



**Brent DeCoster**  
Manager,  
Corporate  
Partnerships



**Scott DiBenedetto**  
Scouting Assistant




**Marina Dieker**  
Coordinator,  
Partnership Activation



**Clete Diener**  
Coordinator, Stadium  
Operations




**Bob Digney**  
Engineer



**Tosan Eyetsemitan**  
Scouting Assistant



**John Frain**  
Director, Security



**Ariel Garcia**  
Stadium Maintenance



**Jason Gibbs**  
Radio Producer



**Kory Gillissie**  
Equipment Assistant



**Cory Gillman**  
Coordinator,  
Partnership Activation



**Shone Gipson**  
Assistant Athletic  
Trainer

STAFF

PLAYERS

2018 SEASON

HISTORY

RECORDS

GAME DAY



## CLEVELAND BROWNS STAFF



**Dave Giuliani**  
Senior Analyst,  
Coaching and  
Personnel



**Bridgette Givand**  
Coordinator,  
Community Relations



**Mike Good**  
Manager,  
Stadium Operations




**Sam Grabinski**  
Membership Services  
Representative



**Andrew Gribble**  
Senior Manager,  
Digital Media



**Brian Gross**  
Senior Membership  
Services  
Representative




**Tyler Hamblin**  
Scouting Assistant



**Joe Hamlin**  
Manager,  
Partnership Activation



**Rich Hanchette**  
Motion Graphic Artist



**Briana Harris**  
Membership Services  
Representative



**Andrew Healy**  
Senior Strategist,  
Player Personnel




**Maranda Hoffman**  
Premium Sales  
Representative



**Trevor Holway**  
Group Account  
Executive



**Seth Hooker**  
Director,  
Football Information  
Systems



**Russell Horn**  
Assistant  
Groundskeeper



**Trexler Hull**  
IT Support Services  
Manager



**Don Husted**  
Director,  
Stadium Facilities



**Zayna Ibrahim**  
Manager,  
Membership Services



**Jeff Inderhees**  
Assistant Director,  
Equipment Operations



**Bob Isgro**  
Engineer



## CLEVELAND BROWNS STAFF



**Mike Judge**  
Manager,  
Ticket Sales



**Omar Jufko**  
Manager,  
Stadium Security



**Bridget Kakos**  
Director,  
Partnership Activation



**Cecilia Kaltz**  
Manager,  
Cleveland Browns  
Foundation



**Corey Kinder**  
Manager,  
Fan Experience &  
Special Events



**Paul Knopp**  
IT Security Engineer



**Sara Kornokovich**  
Director,  
Content & Production



**Aditya Krishnan**  
Football Research  
Analyst



**Deb Kruszynski**  
Manager,  
Travel & Compliance



**Jay Lanzer**  
Berea Security Officer




**Taylor Laurer**  
Director,  
Membership Services



**Jennifer Lawlis**  
Engineer



**Victoria Leahy**  
Premium Sales  
Representative



**David Lee**  
Director,  
Ticket Operations



**Jen Leister**  
Manager,  
Marketing



**Monica Lince**  
Coordinator,  
Ownership Operations




**Nick Luburger**  
Account Executive



**Kevin Mack**  
Alumni Relations



**Sue Majewski**  
Payroll Manager



**Erica Mangino**  
Business Data  
Scientist

STAFF

PLAYERS

2018 SEASON

HISTORY

RECORDS

GAME DAY



## CLEVELAND BROWNS STAFF



**Joseph Mann**  
Stadium Security  
Officer



**Thomas Mason**  
Group Account  
Executive



**Rob McBurnett**  
Senior Manager,  
Communications



**Paige McCort**  
Sales Coordinator



**Jeff McDaniel**  
Producer



**Keely McKenzie**  
Coordinator,  
Digital Design



**Jim McLaughlin**  
Assistant Equipment  
Manager



**Nick McNeill**  
Manager,  
Premium & Group  
Sales



**Maximo Meggitt**  
Membership Services  
Representative



**Carol Meier**  
Receptionist



**Kyle Millen**  
Director,  
Scoreboard  
Operations




**Chris Modarelli**  
Director,  
Creative Services



**Joe Moeller**  
Director,  
Business Analytics



**Brad Mohr**  
Director,  
Stadium Operations



**Keith Mollohan**  
Associate Producer



**Marshall Morgan**  
Stadium Maintenance



**Andy Mull**  
Berea Security Officer



**Dan Murphy**  
Senior Manager,  
Communications



**Katie Murphy**  
Director,  
Ownership Operations



**Mike Nikolaus**  
Senior Vice President,  
Chief Human  
Resources Officer



## CLEVELAND BROWNS STAFF



**Dax Nollenberger**  
Scouting Assistant



**Lexi Norton**  
Coordinator,  
Ticket Operations



**Shelby O'Brien**  
Coordinator,  
Fan Experience &  
Special Events



**Sean Olivier**  
Coordinator,  
Scoreboard  
Operations



**Jessica O'Rielly**  
Manager,  
Digital & Media Sales



**Carlos Oseguera**  
Senior Director,  
Fan Experience &  
Special Events



**Sean Othen**  
Director,  
Corporate  
Sponsorships




**Thomas Pack**  
Scouting Assistant



**Ricky Palmer**  
Assistant Video  
Director



**Neal Pate**  
Stadium Field  
Manager



**Jonathan Patterson**  
Stadium Security  
Officer



**Jeffrey Patton**  
Network Manager



**Austin Pavilack**  
Manager,  
Inside Sales &  
Recruiting



**James Payne**  
Stadium Security  
Officer



**Miguel Pimentel**  
Premium Sales  
Representative



**Donna Podolak**  
Executive Assistant



**Mark Podolak**  
Art Director



**Marikka Pretz-Anderson**  
Manager,  
Legal Affairs



**Jerry Ray**  
Engineer



**Allie Raymond**  
Coordinator,  
Social Media

STAFF

PLAYERS

2018 SEASON

HISTORY

RECORDS

GAME DAY



## CLEVELAND BROWNS STAFF



**Laurie Rice**  
Director,  
Finance



**Paul Rini**  
Account Executive



**Joe Rizzo**  
Suite Sales Executive



**Megan Rock**  
Manager,  
Fan Experience &  
Special Events



**Pat Rock**  
Assistant Athletic  
Trainer



**Kimer Rogers**  
Engineer



**Michael Romanella**  
Scouting Assistant



**Gregory Rush**  
Vice President,  
Finance &  
Administration



**Emma Ryan**  
Coordinator,  
Suiteholder  
Experience



**Brandon Schwartz**  
Senior Membership  
Services  
Representative



**Nick Shook**  
Digital Content  
Coordinator



**Joshua Shur**  
Engineer



**Michael Sims**  
Stadium Security  
Officer



**Bob Sivik**  
Vice President,  
Ticket Sales & Service



**Sabina Skolnik**  
Business Applications  
Developer/Data  
Architect



**Scott Skuteris**  
Scouting Assistant



**Mark Smith**  
Sales & Marketing  
Systems Manager



**Pamela Smith**  
Manager, Accounting



**Sharon Smith**  
Manager,  
Suiteholder Experience



**Ricky Soinski**  
Post Production  
Manager



## CLEVELAND BROWNS STAFF



**Scott Springer**  
Grounds Supervisor



**Matt Srodek**  
Director,  
Berea Facilities



**Chris Stanley**  
Stadium Maintenance




**Matt Starkey**  
Photographer



**Lindsay Strauch**  
Senior Manager,  
Partnership Activation



**Eric Strick**  
Engineer



**Karlie Sustersic**  
Coordinator,  
Guest Services



**Bryant Swindle**  
Manager,  
Team Travel/Assistant  
to the General Manager



**R.J. Szabo**  
Berea Security Officer



**Darrell Taylor**  
Manager,  
Youth Football



**Paul Taylor**  
Supervising Producer  
Content & Production



**Jenner Tekancic**  
Vice President,  
Community Relations



**Casey Thompson**  
Coordinator,  
Shipping & Receiving



**Anthony Trem**  
Physical Therapist



**Ted Tywang**  
Vice President,  
General Counsel



**Stefan Varner**  
Assistant Athletic  
Trainer




**Dee Vega**  
Wellness Manager



**Doug Vinci**  
Manager,  
Corporate  
Partnerships



**Iman Warren**  
Senior Membership  
Services  
Representative



**Zach Wigmore**  
Scouting Assistant

STAFF

PLAYERS

2018 SEASON

HISTORY

RECORDS

GAME DAY



## CLEVELAND BROWNS STAFF



**Gordon Williams**  
Assistant Athletic  
Trainer



**Nicole Willis**  
Manager,  
Partnership Activation



**Jeff Witt**  
Assistant  
Groundskeeper



**Darren Zavarella**  
Graphic Designer




**Dan Zegers**  
Personnel  
Coordinator



**Kaila Zegura**  
Coordinator,  
Partnership Activation



**Nathan Zegura**  
Senior Media  
Broadcaster



**Zach Zelinsky**  
Software Developer



**Jeremy Zimmer**  
Senior Director,  
Digital Media



A portrait of a man with a beard and dreadlocks, wearing a dark football jersey with the number 15 and the name 'BROWN' visible. He is holding his hands up to his chest. The background is a vibrant orange and red with a textured, paint-splattered effect. The word 'PLAYERS' is written in large, white, bold, sans-serif capital letters across the center of the image, enclosed in a thin white rectangular border.

**PLAYERS**



# CLEVELAND BROWNS 2019 ALPHABETICAL ROSTER

STAFF

PLAYERS

2018 SEASON

HISTORY

RECORDS

GAME DAY

NO	NAME	POS	HT	WT	DOR	AGE	EXP	COLLEGE	HOMETOWN	HOW ACQ
55	Avery, Genard	LB	6-0	250	4/26/95	24	2	Memphis	Grenada, Miss.	D5 - '18
13	Beckham Jr., Odell	WR	5-11	198	11/5/92	26	6	Louisiana State	New Orleans, La.	Tr. (NYG) - '19
75	Bitonio, Joel	G	6-4	320	10/11/91	27	6	Nevada	Long Beach, Calif.	D2 - '14
86	Brown, Pharaoh	TE	6-6	258	5/4/94	25	2	Oregon	Lyndhurst, Ohio	FA - '18
42	Burnett, Morgan	S	6-1	210	1/13/89	30	10	Georgia Tech	College Park, Ga.	FA - '19
38	Carr, T.J.	CB	6-0	204	7/28/90	29	6	Ohio	Antioch, Calif.	UFA (Oak.) - '18
24	Chubb, Nick	RB	5-11	227	12/27/95	23	2	Georgia	Cedartown, Ga.	D2b - '18
63	Corbett, Austin	C	6-4	306	9/5/95	24	2	Nevada	Sparks, Nev.	D2a - '18
96	Ekale, Daniel	DE	6-3	300	1/13/94	25	1	Washington State	Pago Pago, American Samoa	FA - '19
95	Garrett, Myles	DT	6-4	272	12/29/95	23	3	Texas A&M	Arlington, Texas	D1a - '17
3	Gilbert, Garrett	QB	6-4	230	7/1/91	28	2	SMU	Austin, Texas	FA - '19
7	Gillan, Jamie	P	6-1	207	7/4/97	22	R	Arkansas Pine-Bluff	Leonardtown, Md.	FA - '19
88	Harris, Demetrius	TE	6-7	230	7/29/91	28	6	Miwaukee	Jacksonville, Ark.	UFA (K.C.) - '19
81	Higgins, Rashard	WR	6-1	198	10/7/94	24	4	Colorado State	Dallas, Texas	D5c - '16
25	Hilliard, Dontrell	RB	5-11	202	2/26/95	24	2	Tulane	Baton Rouge, La.	FA - '18
12	Hodge, KhaDarel	WR	6-2	205	1/3/95	24	2	Prairie View A&M	D'Lo, Miss.	W. (LAR) - '19
74	Hubbard, Chris	T	6-4	295	4/23/91	28	6	UAB	Columbus, Ga.	UFA (Pit.) - '18
47	Hughlett, Charley	LS	6-4	248	5/16/90	29	5	Central Florida	Tampa, Fla.	FA - '14
40	Jefferson, Malik	LB	6-2	240	11/15/96	22	2	Texas	Mesquite, Texas	W. (Cin.) - '19
30	Johnson, D'Ernest	RB	5-10	208	2/27/96	23	1	South Florida	Immokalee, Fla.	FA - '19
58	Kirksey, Christian	LB	6-2	235	8/31/92	27	6	Iowa	St. Louis, Mo.	D3a - '14
72	Kush, Eric	G	6-4	317	9/9/89	30	7	California (Pa.)	Bridgeville, Pa.	UFA (Chi.) - '19
70	Lamm, Kendall	T	6-5	310	6/5/92	27	5	Appalachian State	Charlotte, N.C.	UFA (Hou.) - '19
80	Landry, Jarvis	WR	5-11	196	11/28/92	26	6	Louisiana State	Metairie, La.	Tr. (Mia.) - '18
9	Lawrence, Devaroe	DT	6-2	295	10/13/92	26	1	Auburn	Greenville, S.C.	FA - '19
6	Mayfield, Baker	QB	6-1	215	4/14/95	24	2	Oklahoma	Austin, Texas	D1a - '18
67	McCray, Justin	G	6-3	315	5/31/92	27	3	Central Florida	Miami, Fla.	Tr. (G.B.) - '19
39	Mitchell, Terrance	CB	5-11	191	5/17/92	27	6	Oregon	Sacramento, Calif.	UFA (K.C.) - '18
22	Murray, Eric	S	5-11	199	1/7/94	25	4	Minnesota	Riverside, Wis.	Tr. (K.C.) - '19
85	Njoku, David	TE	6-4	246	7/10/96	23	3	Miami (Fla.)	Cedar Grove, N.J.	D1c - '17
23	Ogunjobi, Larry	DT	6-3	305	6/3/94	25	3	Charlotte	Greensboro, N.C.	D3 - '17
65	Randall, Damarious	S	5-11	196	8/29/92	27	5	Arizona State	Pensacola, Fla.	Tr. (G.B.) - '18
18	Ratley, Damion	WR	6-2	200	4/16/95	24	2	Texas A&M	Yoakum, Texas	D6a - '18
29	Redwine, Sheldrick	S	6-0	196	11/6/96	22	R	Miami (Fla.)	Miami, Fla.	D4 - '19
98	Richardson, Sheldon	DT	6-3	294	11/29/90	28	7	Missouri	St. Louis, Mo.	UFA (Min.) - '19
78	Robinson, Greg	T	6-5	330	10/21/92	26	6	Auburn	Thibodaux, La.	FA - '18
53	Schobert, Joe	LB	6-1	245	11/6/93	25	4	Wisconsin	Waukesha, Wis.	D4a - '16
83	Seals-Jones, Ricky	TE	6-5	243	3/15/95	24	3	Texas A&M	Sealy, Texas	W. (Arz.) - '19
4	Seibert, Austin	K	5-9	211	11/15/96	22	R	Oklahoma	Belleville, Ill.	D5b - '19
50	Smith, Chris	DE	6-1	266	2/11/92	27	6	Arkansas	Mount Ulla, N.C.	UFA (Cin.) - '18
5	Stanton, Drew	QB	6-3	226	5/7/84	35	13	Michigan State	Farmington Hills, Mich.	UFA (Arz.) - '19
44	Takitski, Sione	LB	6-1	238	6/8/95	24	R	Brigham Young	Fontana, Calif.	D3 - '19
57	Taylor, Adarius	LB	6-0	230	9/21/90	28	6	Florida Atlantic	Bartow, Fla.	UFA (T.B.) - '19
10	Taylor, Taywan	WR	5-11	205	3/2/95	24	3	Western Kentucky	Louisville, Ky.	Tr. (Ten.) - '19
77	Teller, Wyatt	G	6-4	315	11/21/94	24	2	Virginia Tech	Beaeton, Va.	Tr. (Buf.) - '19
92	Thomas, Chad	DE	6-5	278	10/12/95	23	2	Miami (Fla.)	Miami, Fla.	D3 - '18
20	Thomas, Tavierre	CB	5-10	205	3/11/96	23	2	Ferris State	Detroit, Mich.	W. (Arz.) - '18
64	Tretter, JC	C	6-4	307	2/12/91	28	7	Cornell	Akron, N.Y.	UFA (G.B.) - '17
51	Vernon, Olivier	DE	6-2	262	10/7/90	28	8	Miami (Fla.)	Miami, Fla.	Tr. (NYG) - '19
24	Ward, Denzel	CB	5-11	190	4/28/97	22	2	Ohio State	Macedonia, Ohio	D1b - '18
35	Whitehead, Jermaine	S	5-11	195	3/12/93	26	4	Auburn	Greenwood, Miss.	W. (G.B.) - '18
51	Wilson, Mack	LB	6-1	233	2/14/98	21	R	Alabama	Montgomery, Ala.	D5a - '19
26	Williams, Greedy	CB	6-2	185	12/3/97	21	R	Louisiana State	Shreveport, La.	D2 - '19
Reserve/Injured (6):										
77	Falemaka, Lo	C	6-5	303	11/30/94	24	R	Utah	West Valley City, Utah	FA - '19
79	Forbes, Drew	T	6-5	308	1/18/97	22	R	Southeast Missouri State	Bonne Terre, Mo.	D6 - '19
48	Kerridge, Joe	FB	6-0	246	9/17/92	26	3	Michigan	Traverse City, Mich.	FA - '19
68	Kalis, Kyle	C	6-4	306	12/21/93	25	1	Michigan	Lakewood, Ohio	FA - '18
28	Gaines, Phillip	CB	6-0	193	4/4/91	28	6	Rice	Concord, Mass.	W. (Buf.) - '18
15	Montgomery, D.J.	WR	6-1	201	11/17/96	22	R	Austin Peay	Durant, Miss.	FA - '19
Reserve/Suspended by Commissioner (3):										
11	Callaway, Antonio	WR	5-11	200	1/9/97	22	2	Florida	Miami, Fla.	D4 - '18
82	Gathers, Rico	TE	6-6	281	1/7/94	25	3	Baylor	Reserve, La.	FA - '19
27	Hunt, Kareem	RB	5-11	216	6/8/95	24	3	Toledo	Willoughby, Ohio	FA - '19
Practice Squad (11):										
69	Adams, John	T	6-6	315	5/1/95	24	R	Missouri	Nashville, Tenn.	FA - '19
90	Bryant, Brandin	DT	6-3	294	9/16/93	25	1	Florida Atlantic	Omaha, Neb.	FA - '19
89	Carlson, Stephen	TE	6-4	240	12/12/96	22	R	Princeton	Jamestown, N.Y.	FA - '19
17	Gibson, Shelton	WR	5-11	191	3/20/95	24	2	West Virginia	Cleveland, Ohio	FA - '19
56	Harvey, Willie	LB	5-11	230	1/9/96	23	R	Iowa State	Hastings, Ohio	FA - '19
49	Hassell, J.T.	S	5-11	200	6/14/95	24	R	Florida Tech	Titusville, Fla.	FA - '19
34	Jackson, Robert	CB	6-2	207	12/8/93	25	1	UNLV	Fort Myers, Fla.	FA - '19
36	McGuire, Elijah	RB	5-10	214	6/1/94	25	3	Louisiana	Houma, La.	FA - '19
33	Sankoh, Tigie#	S	5-11	214	11/4/97	21	1	Greenwich	London, England	FA - '19
84	Willies, Derrick	WR	6-4	207	10/17/94	24	2	Texas Tech	San Bernardino, Calif.	FA - '19
66	Wright, Willie	C	6-3	300	2/25/96	23	R	Tulsa	Houston, Texas	FA - '19

# Member of NFL's International Player Development program and does not count against roster limit.

\* AS OF REGULAR SEASON OPENER (9/8/19)



# CLEVELAND BROWNS 2019 NUMERICAL ROSTER

NO	NAME	POS	HT	WT	DOB	AGE	EXP	COLLEGE	HOMETOWN	HOW ACQ
3	Garrett Gilbert	QB	6-4	230	7/1/91	28	2	SMU	Austin, Texas	FA - '19
4	Austin Seibert	K	5-9	211	11/15/96	22	R	Oklahoma	Belleville, Ill.	D5b - '19
5	Drew Stanton	QB	6-3	226	5/7/84	35	13	Michigan State	Farmington Hills, Mich.	UFA (Arz.) - '18
6	Baker Mayfield	QB	6-1	215	4/14/95	24	2	Oklahoma	Austin, Texas	D1a - '18
7	Jamie Gillan	P	6-1	207	7/4/97	22	R	Arkansas Pine-Bluff	Leonardtown, Md.	FA - '19
10	Taywan Taylor	WR	5-11	205	3/2/95	24	3	Western Kentucky	Louisville, Ky.	Tr. (Ten.) - '19
12	KhaDarel Hodge	WR	6-2	205	1/3/95	24	2	Prairie View A&M	D'Lo, Miss.	W. (LAR) - '19
13	Odell Beckham Jr.	WR	5-11	198	11/9/92	26	6	Louisiana State	New Orleans, La.	Tr. (NYG) - '19
18	Damion Ratley	WR	6-2	200	4/16/95	24	2	Texas A&M	Yoakum, Texas	D6a - '18
20	Tavierre Thomas	CB	5-10	205	3/11/96	23	2	Ferris State	Detroit, Mich.	W. (Arz.) - '18
21	Denzel Ward	CB	5-11	190	4/28/97	22	2	Ohio State	Macedonia, Ohio	D1b - '18
22	Eric Murray	S	5-11	199	1/7/94	25	4	Minnesota	Riverside, Wis.	Tr. (K.C.) - '19
23	Damarious Randall	S	5-11	196	8/29/92	27	5	Arizona State	Pensacola, Fla.	Tr. (G.B.) - '18
24	Nick Chubb	RB	5-11	227	12/27/95	23	2	Georgia	Cedartown, Ga.	D2b - '18
25	Dontrell Hilliard	RB	5-11	202	2/26/95	24	2	Tulane	Baton Rouge, La.	FA - '18
26	Greedy Williams	CB	6-2	185	12/3/97	21	R	Louisiana State	Shreveport, La.	D2 - '19
29	Sheldrick Redwine	S	6-0	196	11/6/96	22	R	Miami (Fla.)	Miami, Fla.	D4 - '19
30	D'Ernest Johnson	RB	5-10	208	2/27/96	23	1	South Florida	Immokalee, Fla.	FA - '19
35	Jermaine Whitehead	S	5-11	195	3/12/93	26	4	Auburn	Greenwood, Miss.	W. (G.B.) - '18
38	T.J. Carrie	CB	6-0	204	7/28/90	29	6	Ohio	Antioch, Calif.	UFA (Oak.) - '18
39	Terrance Mitchell	CB	5-11	191	5/17/92	27	6	Oregon	Sacramento, Calif.	UFA (K.C.) - '18
40	Malik Jefferson	LB	6-2	240	11/15/96	22	2	Texas	Mesquite, Texas	W. (Cin.) - '19
42	Morgan Burnett	S	6-1	210	1/13/89	30	10	Georgia Tech	College Park, Ga.	FA - '19
44	Sione Takitaki	LB	6-1	238	6/8/95	24	R	Brigham Young	Fontana, Calif.	D3 - '19
47	Charley Hughlett	LS	6-4	248	5/16/90	29	5	Central Florida	Tampa, Fla.	FA - '14
50	Chris Smith	DE	6-1	266	2/11/92	27	6	Arkansas	Mount Ulla, N.C.	UFA (Cin.) - '18
51	Mack Wilson	LB	6-1	233	2/14/98	21	R	Alabama	Montgomery, Ala.	D5a - '19
53	Joe Schobert	LB	6-1	245	11/6/93	25	4	Wisconsin	Waukesha, Wis.	D4a - '16
54	Oliver Vernon	DE	6-2	262	10/7/90	28	8	Miami (Fla.)	Miami, Fla.	Tr. (NYG) - '19
55	Grenard Avery	LB	6-0	250	4/26/95	24	2	Memphis	Grenada, Miss.	D5 - '18
57	Adarius Taylor	LB	6-0	230	9/21/90	28	6	Florida Atlantic	Bartow, Fla.	UFA (T.B.) - '19
58	Christian Kirksey	LB	6-2	235	8/31/92	27	6	Iowa	St. Louis, Mo.	D3a - '14
63	Austin Corbett	C	6-4	306	9/5/95	24	2	Nevada	Sparks, Nev.	D2a - '18
64	JC Tretter	C	6-4	307	2/12/91	28	7	Cornell	Akron, N.Y.	UFA (G.B.) - '17
65	Larry Ogunjobi	DT	6-3	305	6/3/94	25	3	Charlotte	Greensboro, N.C.	D3 - '17
67	Justin McCray	G	6-3	315	5/31/92	27	3	Central Florida	Miami, Fla.	Tr. (G.B.) - '19
70	Kendall Lamm	T	6-5	310	6/5/92	27	5	Appalachian State	Charlotte, N.C.	UFA (Hou.) - '19
72	Eric Kush	G	6-4	317	9/9/89	30	7	California (Pa.)	Bridgeville, Pa.	UFA (Chi.) - '19
74	Chris Hubbard	T	6-4	295	4/23/91	28	6	UAB	Columbus, Ga.	UFA (Pit.) - '18
75	Joel Bitonio	G	6-4	320	10/11/91	27	6	Nevada	Long Beach, Calif.	D2 - '14
77	Wyatt Teller	G	6-4	315	11/21/94	24	2	Virginia Tech	Beaeton, Va.	Tr. (Buf.) - '19
78	Greg Robinson	T	6-5	330	10/21/92	26	6	Auburn	Thibodaux, La.	FA - '18
80	Jarvis Landry	WR	5-11	196	11/28/92	26	6	Louisiana State	Metairie, La.	Tr. (Mia.) - '18
81	Rashard Higgins	WR	6-1	198	10/7/94	24	4	Colorado State	Dallas, Texas	D5c - '16
83	Ricky Seals-Jones	TE	6-5	243	3/15/95	24	3	Texas A&M	Sealy, Texas	W. (Arz.) - '19
85	David Njoku	TE	6-4	246	7/10/96	23	3	Miami (Fla.)	Cedar Grove, N.J.	D1c - '17
86	Pharaoh Brown	TE	6-6	258	5/4/94	25	2	Oregon	Lyndhurst, Ohio	FA - '18
88	Demetrius Harris	TE	6-7	230	7/29/91	28	6	Miwaukee	Jacksonville, Ark.	UFA (K.C.) - '19
92	Chad Thomas	DE	6-5	278	10/12/95	23	2	Miami (Fla.)	Miami, Fla.	D3 - '18
95	Myles Garrett	DE	6-4	272	12/29/95	23	3	Texas A&M	Arlington, Texas	D1a - '17
96	Daniel Ekuale	DT	6-3	300	1/13/94	25	1	Washington State	Pago Pago, American Samoa	FA - '19
98	Sheldon Richardson	DT	6-3	294	11/29/90	28	7	Missouri	St. Louis, Mo.	UFA (Min.) - '19
99	Devaroe Lawrence	DT	6-2	295	10/13/92	26	1	Auburn	Greenville, S.C.	FA - '19

## Reserve/Injured (6):

15	D.J. Montgomery	WR	6-1	201	11/17/96	22	R	Austin Peay	Durant, Miss.	FA - '19
28	Phillip Gaines	CB	6-0	193	4/4/91	28	6	Rice	Concord, Mass.	W. (Buf.) - '18
48	Jo Kerridge	FB	6-0	246	9/7/92	26	3	Michigan	Traverse City, Mich.	FA - '19
77	Lo Falemakia	C	6-5	303	11/30/94	24	R	Utah	West Valley City, Utah	FA - '19
68	Kyle Kalis	C	6-4	306	12/21/93	25	1	Michigan	Lakewood, Ohio	FA - '18
79	Drew Forbes	T	6-5	308	1/18/97	22	R	Southeast Missouri State	Bonne Terre, Mo.	D6 - '19

## Reserve/Suspended by Commissioner (3):

11	Antonio Callaway	WR	5-11	200	1/9/97	22	2	Florida	Miami, Fla.	D4 - '18
27	Kareem Hunt	RB	5-11	216	8/6/95	24	3	Toledo	Willoughby, Ohio	FA - '19
82	Rico Gathers	TE	6-6	281	1/7/94	25	3	Baylor	Reserve, La.	FA - '19

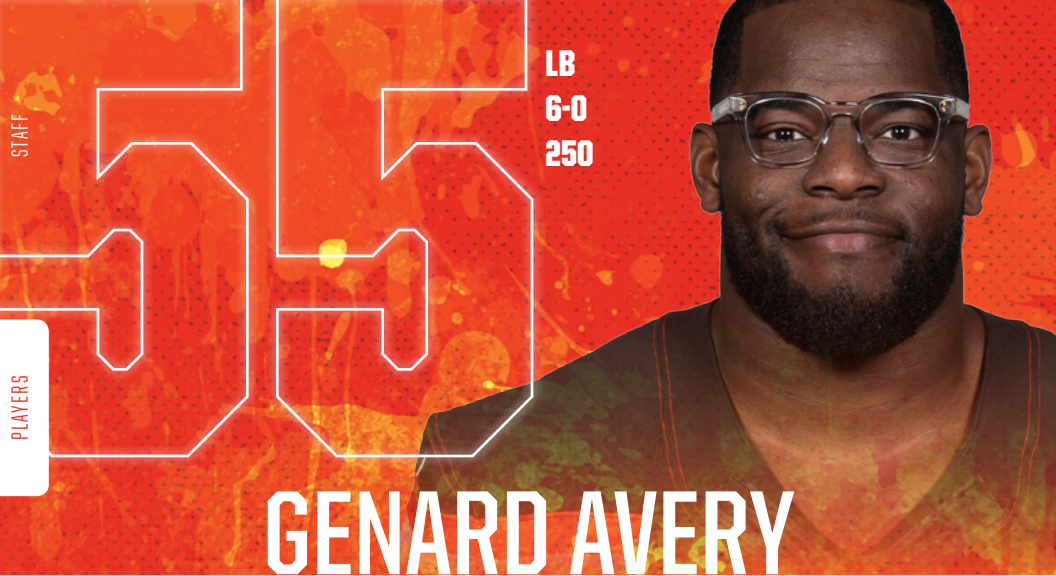
## Practice Squad (11):

17	Shelton Gibson	WR	5-11	191	3/20/95	24	2	West Virginia	Cleveland, Ohio	FA - '19
34	Robert Jackson	CB	6-2	207	12/8/93	25	1	UNLV	Fort Myers, Fla.	FA - '19
33	Tigie Sankoh	S	5-11	214	11/4/97	21	1	Greenwich	London, England	FA - '19
36	Elijah McGuire	RB	5-10	214	6/1/94	25	3	Louisiana	Houma, La.	FA - '19
49	J.T. Hassell	S	5-11	200	8/14/95	24	R	Louisiana Tech	Titusville, Fla.	FA - '19
56	Willie Harvey	LB	5-11	230	1/9/96	23	R	Iowa State	Hastings, Fla.	FA - '19
66	Willie Wright	C	6-3	300	2/25/86	23	R	Tulsa	Houston, Texas	FA - '18
69	John Adams	T	6-6	315	5/1/95	24	R	Missouri	Nashville, Tenn.	FA - '19
84	Derrick Willies	WR	6-4	207	10/17/94	24	2	Texas Tech	San Bernardino, Calif.	FA - '19
89	Stephen Carlson	TE	6-4	240	12/12/96	22	R	Princeton	Jamestown, N.Y.	FA - '19
90	Brandin Bryant	DT	6-3	294	9/16/93	25	1	Florida Atlantic	Omaha, Neb.	FA - '19

\* Member of NFL's International Player Development program and does not count against roster limit.

\* AS OF REGULAR-SEASON OPENER (9/8/19)





STAFF

PLAYERS

2018 SEASON

HISTORY

RECORDS

GAME DAY

LB  
6-0  
250

# GENARD AVERY

**SCHOOL**  
MEMPHIS

**BORN**  
4/26/1995

**ACQUIRED**  
D5 - '18

**EXP**  
2ND

## TRANSACTIONS

Selected by the Cleveland Browns in the fifth round (150th overall) of the 2018 NFL Draft.

## AT A GLANCE

First name is pronounced juh-NARD...As a rookie in 2018, played in 16 games (five starts) and compiled 39 tackles (29 solo), 4.5 sacks, four passes defended, five tackles for loss, one forced fumble and one fumble recovery...His 4.5 sacks ranked tied for seventh among all NFL rookies... Played in 50 career games with 34 starts at Memphis, registering 232 tackles, seven pass breakups, four forced fumbles, two interceptions returned for touchdowns and one fumble recovery...Ranked third in school history in sacks (21.5) and second in tackles for loss (45.5).

## SEASONAL REVIEWS

**2018** During rookie season, played in 16 games (five starts)...Compiled 39 tackles (29 solo), 4.5 sacks, four passes defended, five tackles for loss, one forced fumble and one fumble recovery... His 4.5 sacks ranked tied for seventh among all NFL rookies...Logged one special teams tackle... (9/9) vs. Pit.: In NFL debut, posted four tackles (three solo), one sack and one forced fumble...With under one minute remaining in overtime, registered sack-fumble on Ben Roethlisberger that was recovered by LB Joe Schobert...(9/20) vs. NYJ: In 21-17 primetime victory, logged one solo stop, one tackle for loss and first career pass defended...(10/21) at TB: Started first career game at WILL, compiling two solo tackles and one fumble recovery...(11/4) vs. KC: Started at WILL, posting three solo tackles and one sack...(12/2) at Hou.: Recorded three tackles (one solo) and one sack...(12/15) at Den.: During 17-16 primetime road victory, recorded four solo tackles...Helped limit Broncos to 32 rushing yards on 20 attempts (1.6 avg.)...(12/23) vs. Cin.: Completing sweep of Bengals with 26-18 win, totaled four tackles (three solo), one sack, two tackles for loss and one pass defended.



## COLLEGE

Played in 50 career games with 34 starts, including every game of his final two seasons...Registered 232 tackles, seven pass breakups, four forced fumbles, one fumble recovery...Added two interceptions, which he returned for touchdowns...His 45.5 career tackles for loss are the second most in Memphis history...Ranked third in program history with 21.5 career sacks...Two-time first team all-conference honoree...As a senior in 2017, started all 13 games and totaled 80 tackles, seven sacks, two passes defended, two forced fumbles and a fumble recovery...His 22 tackles for loss on the year set a new Memphis single-season record...Started all 13 games as a junior in 2016, logging 81 tackles, four pass breakups and a pair of forced fumbles...Returned two interceptions for touchdowns...Added a team-leading five sacks...Started seven of 11 contests in his sophomore season in 2015...Recorded 53 tackles and three sacks...Saw action in all 13 games as a freshman in 2014...Totaled 18 tackles and five sacks...Broke up one pass...Completed his degree in organizational studies in three-and-a-half years.

## PERSONAL

Given name is Genard Deaundreus Avery...First name pronounced juh-NARD...Native of Grenada, Miss...Son of Tiffany Avery...Says his mom is his biggest influence...Cousin, Chris, was a fullback at Kentucky State and spent time in the NFL with the Dallas Cowboys, NFL Europa with the Barcelona Dragons and in the Arena Football League with the Grand Rapids Rampage and the Kansas City Brigade.

**High School** Attended Grenada High School (Grenada, Miss.)...Named to the Clarion-Ledger 2013 All-State Team...Received MVP of Mississippi 6A Region 1...Tallied 75 total tackles, 3.5 sacks and two forced fumbles as a senior...Accounted for 72 rushing yards on 18 carries with five scores...Registered 111 tackles and six sacks and forced five fumbles as a junior, earning Class 6A All-State honors...Was a Class 6A state champion powerlifter...Four-year letter winner in track and field.

**Community Involvement** Volunteered at a number of Browns events and youth football camps...Visited his alma mater Grenada High School...Supported the Boys & Girls Club of North Mississippi for My Clause, My Cleats.

**Hobbies/Interests** Enjoys cutting grass and other farm work when he's not playing football...Volunteered with the Boys and Girls Club, where he mentored children...Would be working with children if he wasn't a professional football player...Lists American Gangster as his favorite movie and The Bernie Mac Show as his favorite TV program.

## AVERY'S CAREER

		TACKLES						INTERCEPTIONS				FUMBLES				
Year	Team	GP	GS	Tot	Solo	Asst	Sk	Yds	No	Yds	Lg	TD	PD	FF	FR	Yds
2018	Cle	16	5	39	29	10	4.5	26.5	0	0	-	0	4	1	1	0

**ADDITIONAL STATISTICS:** Career sacks - Jeff Driskel (1.0), Patrick Mahomes (1.0), Ben Roethlisberger (1.0), Deshaun Watson (1.0), Derek Carr (0.5). Special teams tackles - 1.



AVERY  
CONTINUED

AVERY’S GAME-BY-GAME

2018, CLEVELAND

Date	Opp	GP	GS	Tot	So	As	Sk	Yd	Int	Yd	Lg	TD	PD	FF	FR
9/9	Pit-T	1		4	3	1	1.0	0.0	0	0	-	0	0	1	0
9/16	at NO-L	1		1	1	0	0.0	0.0	0	0	-	0	0	0	0
9/20	NYJ-W	1		1	1	0	0.0	0.0	0	0	-	0	1	0	0
9/30	at Oak-L	1		3	2	1	0.5	1.5	0	0	-	0	0	0	0
10/7	Bal-W	1		1	1	0	0.0	0.0	0	0	-	0	1	0	0
10/14	LAC-L	1		0	0	0	0.0	0.0	0	0	-	0	0	0	0
10/21	at TB-L	1	WILL	2	2	0	0.0	0.0	0	0	-	0	0	0	1
10/28	at Pit-L	1	WILL	1	1	0	0.0	0.0	0	0	-	0	0	0	0
11/4	KC-L	1	WILL	3	3	0	1.0	2.0	0	0	-	0	0	0	0
11/11	Atl-W	1		3	1	2	0.0	0.0	0	0	-	0	0	0	0
11/25	at Cin-W	1	WILL	4	3	1	0.0	0.0	0	0	-	0	0	0	0
12/2	at Hou-L	1		3	1	2	1.0	13.0	0	0	-	0	0	0	0
12/9	Car-W	1	WILL	4	2	2	0.0	0.0	0	0	-	0	1	0	0
12/15	at Den-W	1		4	4	0	0.0	0.0	0	0	-	0	0	0	0
12/23	Cin-W	1		4	3	1	1.0	10.0	0	0	-	0	1	0	0
12/30	at Bal-L	1		1	1	0	0.0	0.0	0	0	-	0	0	0	0
2018 totals		16	5	39	29	10	4.5	26.5	0	0	-	0	4	1	1

HOME GROWN

Five players on the Browns roster called Ohio home well before signing with Cleveland, including CB Denzel Ward, who has spent his entire football career with teams in the state.

Player

WR Dorian Baker  
TE Pharaoh Brown  
RB Kareem Hunt  
C Kyle Kalis  
CB Denzel Ward

Hometown

Cleveland Heights  
Lyndhurst  
Willoughby  
Lakewood  
Macedonia





WR  
5-11  
198

STAFF

PLAYERS

2018 SEASON

HISTORY

RECORDS

GAME DAY

## PRO BOWLS



2014 NFL OFFENSIVE  
ROOKIE OF THE YEAR

## SCHOOL

LOUISIANA STATE

## BORN

11/5/1992

## ACQUIRED

TR (NYG) - '19

## EXP

6TH

## TRANSACTIONS

Selected by the New York Giants in the first round (12th overall) of the 2014 NFL Draft...Traded to the Cleveland Browns on March. 13, 2019.

## AT A GLANCE

Played in 59 regular season games with 56 starts and started the one postseason game in which he played...His career totals include 390 receptions for 5,476 yards (14.0 avg.) and 44 touchdowns...Caught at least two passes in all 59 games in which he's played, and at least three in every game but one...Averaging 92.8 receiving yards in 59 career games, the second-highest average in history (minimum 10 games played) behind Atlanta's Julio Jones (96.7-yard average in 111 games)...In Giants history, his 390 receptions and 44 touchdown catches each place him fourth, while his 5,476 receiving yards are second....Since 2014, is fourth in the league with an average of 6.6 catches a game and third with 92.8 receiving yards a game and 44 receiving touchdowns...Eclipsed 1,000 receiving yards in four of his five seasons, missing only 2017, when ankle injuries limited him to four games...Along with teammate Jarvis Landry, his good friend and former LSU teammate, they share the NFL record for the most receptions in the first three seasons of a career with 288 each...Ranks tied for third in the NFL since 2014 with 12 games of 140-plus receiving yards, seventh with 150-plus receiving yards in five games, tied for seventh with three games of 160-plus receiving yards and fifth with a pair of games of 180-plus receiving yards...As a Giant, hosted a Make-a-Wish visit almost every home game weekend, inviting a child and their family to join him for Saturday walk-through, along with a catch after practice, followed by the opportunity to be honored on the field during the game on Sunday.



## CAREER HIGHLIGHTS

Has appeared in three Pro Bowls from 2014-16...Earned second team All-Pro honors back-to-back seasons from 2015-16...Named AP NFL Offensive Rookie of the Year in 2014, as well as PFW/PFWA Offensive Rookie of the Year, The Sporting News Rookie of the Year, PFWA Rookie of the Year and was a member of the PFW/PFWA All-Rookie Team...Earned NFL Offensive Rookie of the Month for November and December in 2014...Also awarded Pepsi NFL Rookie of the Week for his Week 12 efforts in 2014...Notched NFC Offensive Player of the Week for Week 6 in 2016...Posted the best three-season start (2014-16) by a WR in Giants history, and one of the best ever in the NFL, with 288 receptions, 4,122 yards and 35 touchdowns, all shattered the previous Giants records for a player in his first three seasons...Secured the Giants' three-year touchdown receptions record with 25 in just his first two seasons (2014-15)...Total of 4,122 yards from 2014-16 were 41 yards short of tying Pro Football Hall of Famer Randy Moss' record for the highest yardage total in the first three seasons of a player's career...Registered the NFL's highest scoring total from 2014-16 with 35 touchdowns, eight short of Moss' record in a player's first three career seasons...Recorded 12 touchdown catches as a rookie in 2014, 13 in 2015, and 10 in 2016, becoming the fifth player in history with double-digit scoring receptions in each of his first three seasons, joining Pro Football Hall of Famer Bob Hayes, John Jefferson, Moss, and New England tight end Rob Gronkowski...Became the first player in NFL history to record at least 80 catches and 1,000 receiving yards in each of his first three years...The only player in history with at least 80 receptions and 10 touchdown catches in each of his first three seasons...One of just three players in league history with at least 1,000 receiving yards and 10 touchdown catches in each of his first three seasons, joining John Jefferson (1978-80) and Moss (1998-2000)...The only player ever to begin a career with three consecutive seasons of at least 85 receptions, 1,000 yards, and 10 touchdowns...The only player in the Super Bowl era with two seasons of 1,000-plus receiving yards in 12 games or less (2014 and 2018)...Recorded 13 games from 2014-16 with 125 or more receiving yards, the highest total by a player in his first three seasons in NFL history, passing Moss with 12...Was the first Giant in franchise history to reach the Pro Bowl each of his first three seasons since Pro Football Hall of Fame LB Lawrence Taylor from 1981-83 and the first to make it in three consecutive seasons since OL Shaun O'Hara and OL Chris Snee from 2008-10...Set an NFL record for fewest games needed to reach 300 receptions (45) in 2017, two fewer games than the previous record-holder, Anquan Boldin...Caught at least two touchdown passes in a game 11 times, a Giants record.

## SEASONAL REVIEWS

**2018** Played in the season's first 12 games (12 starts) and missed the final four with a quad injury...Led the team's WRs with 77 catches and led the club with 1,052 receiving yards and six touchdown catches...Ended the season ranked fourth in club history in receptions (390), second in receiving yards (5,476) and fourth in receiving scores (44)...Posted his fourth 1,000-yard season, the second-highest total in team history...Totaled five 100-yard receiving games on the year, setting a new franchise record for a career with 24...Continued his active streak of 59 consecutive games played with at least two receptions, ranked as the fifth-longest streak in team history...Became the first player in 94 years to record multiple games with a touchdown pass and a receiving touchdown in a single season...Marked the first time in NFL history a player notched at least 1,000 receiving yards and multiple touchdown passes in a single season...Was the first Giants player other than a QB to throw multiple touchdown passes in a season since 1993 and was the first to do so in the same category since 2010...Has the highest totals among the 92 different players who have caught passes from Eli Manning with 380 catches, 5,476 receiving yards and 44 touchdown catches... (9/23) at Hou.: Played in his 50th career game, catching nine passes for 109 yards...Ended the game ranked first in NFL history in receptions through the first 50 games of a career (337), second in receiving yards (4,695) and sixth in receiving touchdowns (38)...(10/7) at Car.: Caught eight passes for 131 yards and touchdown...Threw a 57-yard touchdown pass...Became the first Giants player, other than a QB, to complete a pass of at least 57 yards since 1967, the first Giants WR to complete a pass since the 1970 merger and the first non-QB Giant to throw a touchdown pass



since 1996...Was the first Giants player with a touchdown reception and a touchdown pass in the same game since 1959, when Pro Football Hall of Famer Frank Gifford had a 33-yard touchdown reception and threw a 37-yard scoring pass...Became the fourth player in NFL history with at least 100 receiving yards and a 50-plus-yard touchdown pass in the same game and is one of only two players in league history to accomplish the feat with a scoring grab...Also became the first Giant with a reception, pass attempt, punt return and kickoff return in the same game since 1998...(10/22) at Atl.: Gained a season-high 143 yards on eight catches for his 23rd 100-yard game, breaking the team record set by Amani Toomer (22)...Set the record in his 54th regular season game, while Toomer played in 190 games...Posted a season-long catch of 51 yards...Teammate Sterling Shepard also had a 100-yard receiving game (167), the first time since 2014 the team had two players with at least 100 yards in the same game...(12/2) vs. Chi.: In overtime win, grabbed three passes for 35 yards and a score...Tossed 49-yard touchdown pass...Became the first player in 94 years to throw and catch a touchdown in multiple games in a season and third ever.

**2017** Played in four games with two starts...Placed on injured reserve after fracturing his ankle in Week 5...Finished the season with 25 receptions for 302 yards and three touchdowns...(9/24) at Phi.: Had a season-high nine receptions for 79 yards and two touchdowns...Scored both touchdowns in the fourth quarter on 10 and four-yard passes...(10/1) at TB: Registered seven receptions for 90 yards...(10/8) vs. LAC: Caught five passes for a season-high 97 yards and scored a touchdown on a season-long 48-yard catch...Fractured his left ankle, underwent surgery and was placed on injured reserve.

**2016** Earned second team All-Pro honors for the second consecutive season...Selected to the Pro Bowl for the third consecutive season...Notched NFC Offensive Player of the Week for Week 6...Started every game for the first time in his career, catching a career-high 101 passes, his first 100-reception season...Added 1,367 receiving yards and 10 scoring grabs...His 10 touchdown receptions placed him fifth in the NFL...His nine career touchdown catches of at least 60 yards were the second most by a player in his first three NFL seasons...For the third time in as many seasons, led the Giants in total yards with 1,442, including nine rushing and 66 punt return yards...Accrued 60 points, leading the team by 10 points over K Robbie Gould...Became the first non-K to lead the Giants in scoring since 1992...Became the first WR to lead the Giants in scoring since 1967...(10/16) vs. Bal.: Earned his first NFC Offensive Player of the Week award by catching eight passes for a career-high 222 yards, including second-half scores of 74 and 66 yards...The 222 yards were the second-highest total in Giants history...Marked the first time a Giants WR caught two touchdown passes of 66 or more yards in a game since 1966...The 200-yard receiving game was the first by a Giants player since 2005, while his 222 yards from scrimmage were the eighth-highest total in franchise history...(11/6) vs. Phi.: Collected another two-touchdown game, while catching four passes for 46 yards...(11/27) at Cle.: Led the team with six receptions for 96 yards, including two touchdown catches...(12/4) at Pit.: Tied his season high with 10 catches for 100 yards...Became the only player in team history to begin his career with three consecutive 1,000-yard receiving seasons and was the fifth player in NFL history to do so...(1/8) at GB.: In his postseason debut, caught four passes for 28 yards in the NFC Wild Card Game.

**2015** Earned second team All-Pro honors...Selected to his second consecutive Pro Bowl in as many years, the first Giant to accomplish the feat since Jeremy Shockey in 2002-03 and the first Giants WR since Homer Jones in 1967-68...Started all 15 games in which he played...Finished the season with 96 receptions for a career-high 1,450 yards, then both the second-highest totals in Giants history...Caught a career-high 13 touchdown passes, tying the franchise single-season record set by Jones in 1967...Totaled at least 100 receiving yards in a team-record six consecutive games...Concluded the previous season with four consecutive 100-yard receiving games, becoming the first Giants WR with four-game streaks of at least 100 receiving yards in back-to-back seasons and the first NFL WR since Detroit's Calvin Johnson in 2011-12...Averaged 96.7 yards per game, the second-highest figure in Giants history...Had 13 touchdown catches in 2015 after finishing with 12 as a rookie and was the seventh player in NFL history with double-digit touchdown receptions in each of his first two seasons...Also the first since New England TE Rob Gronkowski did it his first



three years from 2010-12...Second player in franchise history with double-digit touchdown catches in back-to-back seasons...Had touchdown receptions of 87 and 84 yards, becoming the first player with two 80-plus-yard scoring catches in a season since Pittsburgh's Martavis Bryant in 2014... Also registered a 72-yard score the week before his 84-yard touchdown, becoming one of just two players in team history with a touchdown reception of at least 72 yards in back-to-back games... (9/20) vs. Atl.: Recorded seven catches for 146 yards, including a 67-yard touchdown...Caught his 100th career pass in his 14th career game, an NFL record...(11/1) at NO: Scored a career-high three touchdowns, catching eight passes for 130 yards...(11/8) at TB: Finished with a season-high nine receptions for 105 yards...(11/15) vs. NE: Had four receptions for 104 yards, including a career-long 87-yard touchdown catch...(11/29) at Was.: Tied his season high with nine catches for 142 yards, including a diving 21-yard touchdown reception...(12/6) vs. NYJ: Followed with six catches for 149 yards, including a 72-yard touchdown...(12/14) at Mia.: Caught six passes for a season-high 166 yards, including touchdowns of six and 84 yards.

**2014** Named the AP NFL Offensive Rookie of the Year, the first Giants player to win the award... Became the franchise's first Rookie of the Year since Pro Football Hall of Fame LB Lawrence Taylor won the defensive award in 1981...First WR to be named Offensive Rookie of the Year since 2009, when Minnesota's Percy Harvin won the award...Named the NFL Offensive Rookie of the Month in both November and December...Posted one of the most prolific seasons by a rookie WR in NFL history, despite playing in only 12 games (11 starts) after missing the first four with a hamstring injury...Totaled 91 catches for 1,305 yards and 12 touchdowns, all franchise rookie records...Set NFL records for most catches and yards in the first 12 games to start a career...First WR in NFL history to reach 1,000 yards after missing at least the first three games of a season...Led the team with 21 punt returns for 171 yards (8.1 avg.), with a long return of 25 yards...Was the Giants' lone representative in the Pro Bowl and the first Giants rookie to play in the game since TE Jeremy Shockey in 2002...First Giants WR in the game since Victor Cruz in 2012...First Giants rookie WR ever selected to the Pro Bowl...Provided one of the most spectacular moments in the NFL's 2014 season with his leaping, one-handed 43-yard touchdown catch against Dallas (11/23)...The catch was selected as the Bridgestone Performance Play of the Year from 20 moments voted on by NFL fans...The 91 receptions tied with Denver's Eddie Royal (2008) for the second-highest total in NFL history for a rookie...His 1,305 receiving yards were then the third-highest total in Giants history, surpassed only by Victor Cruz's 1,536 yards in 2011 and Amani Toomer's 1,343 yards in 2002...The 1,305 yards topped all NFL rookies in 2014 and were 254 yards more than runner-up Mike Evans of Tampa Bay, even though he played in three fewer games...His receiving yards total surpassed Billy Howton (1,231 with Green Bay in 1952) for the most receiving yards in a player's first 12 career games in NFL history...Joined Pro Football Hall of Famer Michael Irvin (1995) as the only players in NFL history with at least 90 receiving yards in nine consecutive games...Led all players in receiving yards in each of his last six games, the longest streak ever by an NFL rookie...Totaled 130, 143, 148 and 185 yards in the final four games to become the first player in franchise history with four consecutive 100-yard games...First NFL rookie to accomplish the feat since Pittsburgh's Jimmy Orr in 1958...Totaled seven 100-yard games, the most by a rookie since Houston's Bill Groman had nine in 1960 and shattered the franchise record in the same category by four games...His 108.8-yard average was an NFL rookie record, topping the old mark of 105.2 set by Groman in 1960... Had the league's highest receiving yardage totals in Week 15 (143 vs. Washington 12/14/14) and Week 16 (148 at St. Louis 12/21/17)...Only other NFL rookie to lead the league in consecutive weeks was Philadelphia's Joe Don Looney, who had a streak of three consecutive weeks in September 1940...Ranked second in receiving yards in Week 17 with a Giants rookie-record 185...Had at least 10 catches in a game four times, the first rookie in NFL history to do so...Only six rookies have had 10 or more receptions in at least two games, and two of them are Giants...Had four games in which he caught at least 10 passes and gained at least 130 yards, with only one other rookie in NFL history having even two such games...Registered 1,043 receiving yards over the final eight games, the fourth-most ever in the second half of a season...First Giants player to win a Rookie of the Month award twice and just the second WR to be so honored...First WR to be honored in consecutive months...(12/28) vs. Phi.: Concluded his rookie season with 12 catches for 185 yards and a touchdown, his second 12-catch game of the season...First rookie in NFL history and the



first Giants player with two 12-catch games in a season...First NFL rookie with four consecutive games with at least 130 receiving yards and a touchdown and was also the first rookie with three... Established a Giants rookie record with 185 receiving yards, one that was set at 176 in 1985.

## COLLEGE

In three years at LSU, played in 40 games with 34 starts and recorded 143 receptions for 2,340 yards (16.4 avg.) and 12 touchdowns...Returned 42 kickoffs for 1,044 yards (24.9 avg.) and 62 punts for 557 yards (9.0 avg.) with two scores...Added 77 yards on seven carries...Attempted one pass, assisted on a tackle and recovered a fumble in the end zone for a touchdown...Ranked seventh in school history with 2,340 yards receiving and his 143 catches placed him ninth...His 1,044 kickoff return yards were the sixth-highest total in school history, while his 557 punt return yards ranked 10th...Finished fifth on the all-time chart with 4,118 all-purpose yards...Never missed game action due to an injury...In 2013, started all 13 games and compiled career-high totals of 59 receptions for 1,152 yards and eight touchdowns...Won the Paul Hornung Award, given annually to the nation's most versatile player by the Louisville Sports Commission...First team All-Southeastern Conference selection by the league's coaches and the Associated Press...Named the SEC's Special Teams Player of the Week vs. Alabama-Birmingham and named to the Hornung Award Honor Roll vs. UAB, Texas Christian and Mississippi State...Beckham (1,152 yards) and Jarvis Landry (1,193 yards) became the first pair of Tigers WRs with 1,000 receiving yards in the same season...It was just the third time in Southeastern Conference history that two teammates had 1,000 receiving yards in the same season...LSU was the first team in SEC history to feature a 3,000-yard passer (Zach Mettenberger, 3,082 yards), two 1,000-yard receivers (Beckham and Landry) and a 1,000-yard running back (Jeremy Hill, 1,401 yards) in the same season...Beckham's 1,152 yards was the fourth-best total in school history and his average of 19.5 yards per catch was the third-highest recorded by a Tiger in a season...Added 58 yards on five carries and ranked third in the SEC while placing 20th in the nation with a school record-tying 32 kickoff returns for 845 yards (second on the school season-record chart)...In 2012, started 12 games and led the team with 713 receiving yards and placed second with 43 receptions (16.6 avg.) and two touchdowns...In 2011, Beckham earned freshman All-Southeastern Conference honors after catching 41 passes for 475 yards and two touchdowns...Ranked second on the team in both receptions and receiving yards and 20 of his 41 catches resulted in a first down...Played in all 14 games with nine starts...Majored in human movement fitness.

## PERSONAL

Native of New Orleans, La...Father, Odell Beckham Sr., played RB at LSU from 1989-92...Played in 28 games with nine starts and rushed for 757 yards and seven touchdowns in his career...Mother, Heather Van Norman, was an All-American track runner at LSU from 1991-93, during which time she helped lead the Lady Tigers to five national championships...Van Norman was a member of two NCAA Indoor titles in 1991 and 1993 and three straight NCAA Outdoor titles from 1991-93...She left LSU as a six-time All-America and captured three individual NCAA titles as a member of LSU's relay teams during her senior season in 1993.

**High School** Attended Isidore Newman High School (New Orleans, La.), the alma mater of Giants QB Eli Manning and former NFL QB Peyton Manning...The oldest Manning brother, Cooper, and he are the only players in Newman history to break the 1,000-yard receiving mark in a season, as he had 50 receptions for 1,010 yards and 19 touchdowns as a senior...Demonstrated his versatility in 2010 when he rushed for 331 yards and six scores, passed for 90 yards and another touchdown and returned two punts for scores...On defense, he intercepted four passes...As a junior, caught 45 passes for 743 yards and 10 touchdowns...Posted 123 rushing yards and three scores on 14 carries...The U.S. Army All-American Bowl participant (West Roster) was also named to the Press-Register Super Southeast 120 and Times Picayune 2011 Blue-Chip lists, along with earning a spot on The Advocate's Super Dozen...A Prep Star All America, Beckham was named to the Louisiana 2A All-State first team as a WR and also earned District 9-2A Offensive MVP honors.



## BECKHAM JR. CONTINUED

**Community Involvement** As a Giant, hosted a Make a Wish visit almost every home game weekend during the season, inviting a child and their family to join him for Saturday walkthrough, along with a catch after practice, followed by the opportunity to be honored on the field during the game on Sunday...Attended Brandon Marshall's Paddle Battle hosted by his foundation, Project 375, and 100% of the ticket proceeds went towards PROJECT PREVENT to provide onsite behavioral and mental health support to children...Hosts the Citi Odell Beckham, Jr. Football ProCamp...Wore custom cleats in memory of nine-year-old Jayro Ponce, who lost his battle with cancer in 2017, as part of the league-wide initiative, "My Cause, My Cleats."

### BECKHAM JR.'S CAREER

RECEIVING								RUSHING					
Year	Team	GP	GS	No	Yds	Avg	Lg	TD	Att	Yds	Avg	Lg	TD
2014	NYG	12	11	91	1,305	14.3	80t	12	7	35	5	13	0
2015	NYG	15	15	96	1,450	15.1	87t	13	1	3	3	3	0
2016	NYG	16	16	101	1,367	13.5	75t	10	1	9	9	9	0
2017	NYG	4	2	25	302	12.1	48t	3	1	8	8	8	0
2018	NYG	12	12	77	1,052	13.7	51	6	5	19	3.8	11	0
<b>NFL totals</b>		<b>59</b>	<b>56</b>	<b>390</b>	<b>5,476</b>	<b>14.0</b>	<b>87t</b>	<b>44</b>	<b>15</b>	<b>74</b>	<b>4.9</b>	<b>13</b>	<b>0</b>

#### PLAYOFFS

RECEIVING								RUSHING					
Year	Team	GP	GS	No	Yds	Avg	Lg	TD	Att	Yds	Avg	Lg	TD
2016	NYG	1	1	4	28	7.0	11	0	0	0	-	-	0

**ADDITIONAL STATISTICS:** 100-yard receiving games - 24 (111 vs. Jax, 9/9/18; 108 at Hou, 9/23/18; 131 at Car, 10/7/18; 143 at Atl, 10/22/18; 136 vs. Was, 10/28/18; 121 vs. Was, 9/25/16; 222 vs. Bal, 10/16/16; 100 at Pit, 12/4/16; 150 at Phi, 12/22/16; 146, 9/20/15 vs. Atl; 121 vs. SF, 10/11/15; 130 at NO, 11/1/15; 105 at TB, 11/8/15; 104 vs. NE, 11/15/15; 142 at Was, 11/29/15; 149 vs. NYJ, 12/6/16; 166 at Mia, 12/14/16; 156 vs. Ind, 11/3/14; 108 at Sea, 11/9/14; 146 vs. Dal, 11/23/14; 130 at Ten, 12/7/14; 143 vs. Was, 12/14/14; 148 at StL, 12/21/14; 185 vs. Phi, 12/28/14). **Multiple TD games:** 9 (last, 2 at SF, 11/12/18). **FUMBLES:** 1 (1 lost) in 2014; 2 in 2015; 3 (1 lost) in 2016; 2 (1 lost) in 2018; NFL totals: 8 (3 lost). **Misc. tackles:** 3 in 2014; 1 in 2015; 1 in 2016; 2 in 2018; NFL total: 7. **Rushing attempts:** 7 in 2014; 1 in 2015; 1 in 2016; 1 in 2017; 5 in 2018; NFL total: 15.

**SINGLE-GAME HIGHS & CAREER MILESTONES:** **RECEIVING:** Receptions - 12, vs Phi., 12/28/14. Yards - 222, vs. Bal., 10/16/16. TDs - 3, twice, vs. Was., 12/14/14; at NO., 11/5/15. Long - 87t, vs. NE., 11/15/15. **NFL Debut:** 10/5/2014 vs. Atl. **First NFL Start:** 10/12/2014 at Phi. **First NFL Reception:** 10/5/2014 vs. Atl. **First NFL Touchdown:** 10/5/2014 vs. Atl. **Last NFL Touchdown:** 12/2/2018 vs. Chi. **Last NFL Reception:** vs. Chi., 12/2/18 (E. Manning).



# BECKHAM JR. CONTINUED

## BECKHAM JR.'S GAME-BY-GAME

### 2018, NEW YORK GIANTS

Date	Opp	GP	GS	No	Yds	Avg	Lg	TD
9/9	Jax-L	1	WR	11	111	10.1	24	0
9/16	at Dal-L	1	WR	4	51	12.8	17	0
9/23	at Hou-W	1	WR	9	109	12.1	30	0
9/30	NO-L	1	WR	7	60	8.6	27	0
10/7	at Car-L	1	WR	8	131	16.4	33t	1
10/11	Phi-L	1	WR	6	44	7.3	12	0
10/22	at Atl-L	1	WR	8	143	17.9	51	1
10/28	Was-L	1	WR	8	136	17	44	0
11/12	at SF-W	1	WR	4	73	18.3	30	2
11/18	TB-W	1	WR	4	74	18.5	41	1
11/25	at Phi-L	1	WR	5	85	17	39	0
12/2	Chi-W	1	WR	3	35	11.7	20	1
12/9	at Was-W		***inactive – quad***					
12/16	Ten-L		***inactive – quad***					
12/23	at Ind-L		***inactive – quad***					
12/30	Dal-L		***inactive – quad***					
<b>2018 totals</b>		<b>12</b>	<b>12</b>	<b>77</b>	<b>1,052</b>	<b>13.7</b>	<b>51</b>	<b>6</b>

### 2016, NEW YORK GIANTS

Date	Opp	GP	GS	No	Yds	Avg	Lg	TD
9/10	at Dal-W	1	WR	4	73	18.3	45	0
9/18	NO-W	1	WR	8	86	10.8	17	0
9/25	Was-L	1	WR	7	121	17.3	26	0
10/3	at Min-L	1	WR	3	23	7.7	10	0
10/9	at GB-L	1	WR	5	56	11.2	16	1
10/16	Bal-W	1	WR	8	222	27.8	75t	2
10/23	at LAR-W	1	WR	5	49	9.8	22	0
11/6	Phi-W	1	WR	4	46	11.5	26t	2
11/14	Cin-W	1	WR	10	97	9.7	21	1
11/20	Chi-W	1	WR	5	46	9.2	20	0
11/27	at Cle-W	1	WR	6	96	16	41	2
12/4	at Pit-L	1	WR	10	100	10	25	0
12/11	Dal-W	1	WR	4	94	23.5	61t	1
12/18	Det-W	1	WR	6	64	10.7	25	1
12/22	at Phi-L	1	WR	11	150	13.6	33	0
1/1	at Was-W	1	WR	5	44	8.8	15	0
<b>2016 totals</b>		<b>16</b>	<b>16</b>	<b>101</b>	<b>1,367</b>	<b>13.5</b>	<b>75</b>	<b>10</b>
1/8	GB-L	1	1	4	28	7	11	0

### 1 NFC Wild Card

### 2014, NEW YORK GIANTS

Date	Opp	GP	GS	No	Yds	Avg	Lg	TD
9/8	at Det-L		***inactive***					
9/14	Ari-L		***inactive***					
9/21	Hou-W		***inactive***					
9/25	at Was-W		***inactive***					
10/5	at Atl-W	1		4	44	11	15t	1
10/12	Phi-L	1	WR	2	28	14	18	0
10/19	at Dal-L	1	WR	4	34	8.5	11	2
11/3	Ind-L	1	WR	8	156	19.5	59	0
11/9	at Sea-L	1	WR	7	108	15.4	44	0
11/16	SF-L	1	WR	6	93	15.5	37	0
11/23	Dal-L	1	WR	10	146	14.6	43t	2
11/30	at Jac-L	1	WR	7	90	12.9	29	0
12/7	at Ten-W	1	WR	11	130	11.8	50	1
12/14	Was-W	1	WR	12	143	11.9	35t	3
12/21	at Stl-W	1	WR	8	148	18.5	80t	2
12/28	Phi-L	1	WR	12	185	15.4	63t	1
<b>2014 totals</b>		<b>12</b>	<b>11</b>	<b>91</b>	<b>1,305</b>	<b>12</b>	<b>14.3</b>	<b>80</b>

### 2017, NEW YORK GIANTS

Date	Opp	GP	GS	No	Yds	Avg	Lg	TD
9/10	at Dal-L		***inactive – ankle***					
9/18	Det-L	1		4	36	9	16	0
9/24	at Phi-L	1	WR	9	79	8.8	14	2
10/1	at TB-L	1	WR	7	90	12.9	42	0
10/8	LAC-L	1		5	97	19.4	48t	1
10/15	at Den-W		***injured reserve – ankle***					
10/22	Sea-L		***injured reserve – ankle***					
11/5	Lar-L		***injured reserve – ankle***					
11/12	at SF-L		***injured reserve – ankle***					
11/19	KC-W		***injured reserve – ankle***					
12/23	at Was-L		***injured reserve – ankle***					
12/3	at Oak-L		***injured reserve – ankle***					
12/10	Dal-L		***injured reserve – ankle***					
12/17	Phi-L		***injured reserve – ankle***					
12/24	at Ari-L		***injured reserve – ankle***					
12/31	Was-W		***injured reserve – ankle***					
<b>2017 totals</b>		<b>4</b>	<b>2</b>	<b>25</b>	<b>302</b>	<b>12.1</b>	<b>48</b>	<b>3</b>

### 2015, NEW YORK GIANTS

Date	Opp	GP	GS	No	Yds	Avg	Lg	TD
9/13	at Dal-L	1	WR	5	44	8.8	16	0
9/20	at Atl-L	1	WR	7	146	20.9	67t	1
9/24	Was-W	1	WR	7	79	11.3	30t	1
10/4	at Buf-W	1	WR	5	38	7.6	9	0
10/11	SF-W	1	WR	7	121	17.3	49	1
10/19	at Phi-L	1	WR	7	61	8.7	17	1
10/25	Dal-W	1	WR	4	35	8.8	10	0
11/1	at NO-L	1	WR	8	130	16.3	50t	3
11/8	at TB-W	1	WR	9	105	11.7	24	0
11/15	NE-L	1	WR	4	104	26	87t	1
11/29	at Was-L	1	WR	9	142	15.8	31	1
12/6	NYJ-L	1	WR	6	149	24.8	72t	1
12/14	at Mia-W	1	WR	7	166	23.7	84t	2
12/20	Car-L	1	WR	6	76	12.7	40	1
12/27	at Min-L		***inactive***					
1/3	Phi-L	1	WR	5	54	10.8	24	0
<b>2015 totals</b>		<b>15</b>	<b>15</b>	<b>91</b>	<b>1,305</b>	<b>14.3</b>	<b>80</b>	<b>12</b>





2018 SEASON

## PRO BOWLS



HISTORY

## SCHOOL

NEVADA

## BORN

10/11/1991

## ACQUIRED

D2 - '14

## EXP

6TH

## TRANSACTIONS

Originally drafted by Cleveland in the second round (35th overall) of the 2014 NFL Draft.

## AT A GLANCE

Last name is pronounced buh-TONE-ee-oh...Named to first career Pro Bowl and earned second-team All-Pro honors in 2018...Late father, Mike, was a mixed martial arts bareknuckle fighter in the early 1990's...Signed a five-year contract extension during the 2016 offseason...Inducted to the Woodrow Wilson Classical High School athletic hall of fame in 2015.

RECORDS

## CAREER HIGHLIGHTS

Named Browns 2018 Art Rooney Sportsmanship Award winner...Named to first career Pro Bowl and earned second-team All-Pro honors in 2018...Voted to 2014 PFWA All-AFC team, the only offensive rookie selected to the team...Two-time winner of the PFWA Dino Lucarelli Good Guy award.

## SEASONAL REVIEWS

**2018** Named to first career Pro Bowl...Second-team All-Pro selection...Voted captain by teammates...Started at LG in all 16 games, playing every offensive snap...Key part of Browns unit that did not allow a sack in five of team's final seven games (three total, fewest allowed in NFL during Weeks 10-17)...Protected for QB Baker Mayfield, who set an NFL rookie record with 27 touchdown passes, and opened holes for RB Nick Chubb, who set a Browns rookie record with 996 rushing yards...Voted the PFWA Dino Lucarelli Good Guy award winner for the second consecutive season.

GAME DAY



**2017** Started at LG and played every offensive snap in all 16 games after rehabbing from Lisfranc surgery that ended 2016 season...Helped the Browns finish sixth in the league with a 4.46 rush avg...Voted the PFWA Dino Lucarelli Good Guy award winner.

**2016** Started at LG and played every offensive snap in first five games...Helped Browns finish second in NFL with 4.89 rush avg., highest by Cleveland since 1966...(10/9) vs. NE: Sustained a foot injury and played every offensive snap...Placed on injured reserve on Oct. 14.

**2015** Started all 10 games played...Missed six games with an ankle injury...(11/5) at Cin.: Started at LG...Sustained ankle injury at end of first half but returned to play...Did not play final series, missing first offensive snaps of career...(12/6) vs. Cin.: Returned to action, but sustained an ankle injury on the first offensive series...Placed on injured reserve on Dec. 7.

**2014** Voted to PFWA All-AFC team, the only offensive rookie selected to the team...Also named to PFWA All-Rookie team...Started all 16 games at LG, playing every offensive snap...Helped Browns record 17 rushing touchdowns, fourth-most in the NFL, and rush for more than 150 yards in five games...(9/7) at Pit.: In NFL debut, helped team rush for 183 yards (most since 2010) and two touchdowns...(11/23) at Atl.: After missed field goal at end of first half, raced down field to stop Devin Hester to save a potential return touchdown, earning his first career special-teams tackle.

## COLLEGE

Appeared in 51 games at Nevada with 38 starts...Opened 26 games at right tackle before starting all 12 at left tackle as a senior...Credited with allowing just two sacks on 821 pass attempts...Earned All-Mountain West Conference first-team honors at both right tackle and left tackle...As a senior, led the nation with 30 touchdown-resulting blocks, opening up lanes to the end zone on 18 of the team's 23 rushing touchdowns...As a junior, blocked for an offense that averaged 514.9 yards per game, first in the MWC and eighth in the nation...Earned a starting spot at right tackle as a sophomore in an offense that led the MWC and ranked sixth in the nation in yards per game (506.7)...Majored in economics.

## PERSONAL

Given name is Joel Michael Bitonio...Last name is pronounced buh-TONE-ee-oh...Married, Courtney, and the couple had a girl, Zoey, in Jan. 2019...Born in San Pedro, Calif...Has a brother, Lucas, and a sister, Kate...Late father, Mike, was a mixed martial arts bareknuckle fighter in the early 1990's...Worked on the maintenance staff for campus dormitories while a student at Nevada.

**High School** Attended Woodrow Wilson Classical High School (Long Beach, Calif.)...Lettered in football, basketball and track...Named Moore League Lineman of the Year, in addition to all-league and all-state honors as a senior...Named to the Long Beach Telegram's Dream Team for football and basketball during his senior year...Earned All-Moore League laurels in basketball after averaging 12.3 points a game and leading the league with 11.2 rebounds per game as a senior center...Member of the school's Academic Honor Roll...Inducted into the Woodrow Wilson Classical High School athletic hall of fame in 2015.

**Community Involvement** Volunteered for numerous community opportunities in the Cleveland area, including stuffing USO care packages and deployment bags for service members, visiting elementary schools and supporting the Greater Cleveland Food Bank...Hosted a 'Shop with a Pro' event in 2018, where he provided a \$200 gift card and new shoes during the holiday season for 30 children from City of Cleveland Recreation Centers...Named the American Legion Man of the Year in 2015.

**Hobbies/Interests** Enjoys reading sports and war novels...Likes watching the Food Network and enjoys cooking...Hosted a segment on Browns television where he visited Cleveland-area restaurants, interacted with celebrity chefs and participated in cooking challenges.



## BITONIO CONTINUED

### BITONIO'S CAREER

Year	Team	GP	GS
2014	Cle	16	16
2015	Cle	10	10
2016	Cle	5	5
2017	Cle	16	16
2018	Cle	16	16
NFL totals		63	63

**CAREER MILESTONES:** NFL debut: at Pit., 9/7/14. First NFL start: at Pit., 9/7/14.

## BROWNS BROTHERS

There are four sets of brothers that have appeared in regular-season games for the Browns:

### JERRY BALL and ANTHONY MALBROUGH (half-brothers)

Jerry Ball played DT for the Browns in 1993, appearing in all 16 games and making seven starts. Ball finished with 43 tackles and three sacks during his year in Cleveland. Ball later returned to the Browns at the end of his 13-year career in 1999 and recorded three starts, one tackle and one sack. His half-brother Anthony Malbrough played DB for Cleveland during the 2000 season, starting in one of his nine games played and recording 15 tackles.

### PRESTON and LEW CARPENTER

Preston Carpenter played his first four NFL seasons (1956-59) for the Browns, spending his rookie season in the backfield and his remaining three years as a WR. As a rookie, Preston ran for 756 yards on 188 carries. Over the next three seasons, he amassed 80 receptions for 1,244 yards and five TDs. Preston played the first 48 of 149 career games with the Cleveland. His brother, Lew, played RB for the Browns during the 1957 and 1958 seasons, totaling 623 yards rushing and six TDs on 153 attempts over the two-year span.

### JIM and LIN HOUSTON

The Houston Brothers, Jim and Lin, both played their entire careers for the Cleveland Browns. Jim tallied 177 games played at LB from 1960-72, and racked up 278 return yards and three TDs on 14 interceptions. His brother, Lin, played offensive line for Cleveland from 1950-53, finishing his four-year career with 47 games played.

### ED and DICK MODZELEWSKI

Dick Modzelewski finished his 14-year career in Cleveland, played DT in 42 games for the Browns from 1964 to 1966. Dick finished with 180 career games played, and went on to serve as the Browns defensive coordinator in 1976 and 1977. His brother, Ed, played RB for the Browns from 1955-1959 (56 games). Ed totaled 1,097 and eight TDs on 311 carries, while also adding 27 receptions, 168 receiving yards and three TD catches as a Brown. In addition, Cleveland, the Modzelewski brothers also both played for the University of Maryland.

### JOSH and LUKE MCCOWN

Luke McCown was drafted by the Browns in the fourth round (106th overall) of the 2004 NFL Draft. As a rookie, Luke played in five games, starting four and throwing for 608 yards and four TDs. His brother, Josh, was signed as a free agent by the Browns in the spring of 2015 and started 11 games from 2015-16.





# PHARAOH BROWN

**SCHOOL**  
OREGON

**BORN**  
5/4/1994

**ACQUIRED**  
FA - '18

**EXP**  
2ND

## TRANSACTIONS

Signed with the Oakland Raiders as an undrafted free agent on May 5, 2017...Waived by the Raiders on Sept. 2, 2017...Signed to the Raiders' practice squad on Sept. 3, 2017...Elevated to the Raiders' active roster on Dec. 23, 2017...Waived by the Raiders on Sept. 1, 2018...Signed to the Cleveland Browns' practice squad on Sept. 24, 2018...Elevated to the Browns' active roster on Oct. 23, 2018.

## AT A GLANCE

Spent four weeks on the Browns' practice squad last season before being elevated to the active roster prior to Week 8...Placed on injured reserve on Dec. 8, 2018 after injuring his shoulder...Native of Lyndhurst, Ohio, a suburb east of Cleveland.

## SEASONAL REVIEWS

**2018** Spent Weeks 4-7 on the Browns' practice squad before being elevated to the active roster prior to Week 8...Placed on injured reserve on Dec. 8, 2018 after injuring his shoulder.

**2017** Played in the final two games of the 2017 season, starting the season finale, for Oakland after spending the first 15 weeks on the team's practice squad...Signed with the Raiders as an undrafted free agent following the 2017 NFL Draft.

## COLLEGE

Appeared in 40 games at Oregon over four seasons, earning first-team All-Pac-12 honors in both 2014-15...Caught 70 career receptions for 1,011 yards and 11 touchdowns...Recipient of Oregon's Bob Officer Award in 2015, which is given annually to the player who excels in spite of physical adversity...Following junior season in 2014, was bestowed the Duane J. Cargill Memorial Award for being the team's most outstanding offensive impact player.

STAFF

PLAYERS

2018 SEASON

HISTORY

RECORDS

GAME DAY



## BROWN CONTINUED

### PERSONAL

Native of Lyndhurst, Ohio, a suburb east of Cleveland.

**High School** Attended Brush High School (Lyndhurst, Ohio)...Named second-team All-Ohio following his senior season...Participated in the Offense-Defense All-American Bowl, where he was awarded Offensive MVP of the West team...Also played basketball, garnering first-team all-conference honors as a junior.

**Community Involvement** Volunteered at a number of Browns events and youth football camps...Supported the American Cancer Society for My Cause, My Cleats...Contributed to the Browns Social Justice Fund...Prepared USO care packages.

### BROWN'S CAREER

Year	Team	RECEIVING						RUSHING					
		GP	GS	No	Yds	Avg	Lg	TD	Att	Yds	Avg	Lg	TD
2017	Oak	2	1	0	0	-	-	0	0	0	-	-	0
2018	Cle	0	0	0	0	-	-	0	0	0	-	-	0
<b>NFL totals</b>		<b>2</b>	<b>1</b>	<b>0</b>	<b>0</b>	<b>-</b>	<b>-</b>	<b>0</b>	<b>0</b>	<b>0</b>	<b>-</b>	<b>-</b>	<b>0</b>

**CAREER MILESTONES:** NFL debut: at Phi., 12/25/17. First NFL start: at LAC, 12/31/17.

### BROWN'S GAME-BY-GAME

#### 2018, CLEVELAND

Date	Opp	GP	GS	No	Yds	Avg	Lg	TD
9/9	Pit-T			***not with team***				
9/16	at NO-L			***not with team***				
9/20	NYJ-W			***not with team***				
9/30	Oak-L			***Browns' practice squad***				
10/7	Bal-W			***Browns' practice squad***				
10/14	LAC-L			***Browns' practice squad***				
10/21	TB-L			***Browns' practice squad***				
10/28	Pit-L			***inactive - coach's decision***				
11/4	KC-L			***inactive - coach's decision***				
11/11	AtI-W			***inactive - coach's decision***				
11/25	Cin-W			***inactive - coach's decision***				
12/2	Hou-L			***inactive - coach's decision***				
12/9	Car			***injured/reserve - shoulder***				
12/15	Den			***injured/reserve - shoulder***				
12/23	Cin			***injured/reserve - shoulder***				
12/30	Bal			***injured/reserve - shoulder***				
<b>2018 totals</b>		<b>0</b>	<b>0</b>	<b>0</b>	<b>0</b>	<b>-</b>	<b>-</b>	<b>0</b>

#### 2017, OAKLAND

Date	Opp	GP	GS	No	Yds	Avg	Lg	TD
9/10	Ten-W			***Raiders' practice squad***				
9/17	at NYJ-W			***Raiders' practice squad***				
9/24	Was-L			***Raiders' practice squad***				
10/1	Den-L			***Raiders' practice squad***				
10/8	Bal-L			***Raiders' practice squad***				
10/15	LAC-L			***Raiders' practice squad***				
10/19	at KC-W			***Raiders' practice squad***				
10/29	Buf-L			***Raiders' practice squad***				
11/5	Mia-L			***Raiders' practice squad***				
11/19	NE-L			***Raiders' practice squad***				
11/26	Den-W			***Raiders' practice squad***				
12/3	at NYG-W			***Raiders' practice squad***				
12/10	KC-L			***Raiders' practice squad***				
12/17	at Dal-L			***Raiders' practice squad***				
12/25	Phi-L	1		-	-	-	-	0
12/31	at LAC-L	1	TE	-	-	-	-	0
<b>2017 totals</b>		<b>2</b>	<b>1</b>	<b>-</b>	<b>-</b>	<b>-</b>	<b>-</b>	<b>0</b>





S  
6-1  
210

STAFF

PLAYERS

2018 SEASON

HISTORY

RECORDS

GAME DAY

## SUPER BOWLS WON



## SCHOOL

GEORGIA TECH

## BORN

1/13/1989

## ACQUIRED

FA - '19

## EXP

10TH

## TRANSACTIONS

Selected by the Green Bay Packers in the third round (71st overall) of the 2010 NFL Draft... Signed by the Pittsburgh Steelers as an unrestricted free agent on March 30, 2018...Waived by the Steelers on April 1, 2019...Signed by the Cleveland Browns on April 5, 2019.

## AT A GLANCE

Appeared in 113 career games with 105 starts and registered 713 tackles, 50 passes defended nine interceptions and fumble recoveries, eight forced fumbles and 7.5 sacks...Ranks ninth among NFL safeties in sacks since 2011 (7.5)...Registered at least one forced fumble in five of the past eight seasons (2011-18)...Nickname is "Uno."

## SEASONAL REVIEWS

**2018** Saw action in 11 games with two starts...Finished with 30 tackles and six pass breakups... (9/16) vs. KC: In his first start as a Steeler, led the defense with six tackles...Also split a safety with CB Artie Burns.

**2017** Started all 12 of the games he appeared in, adding 68 tackles, three pass breakups and a forced fumble...(9/28) vs. Chi.: Started and was the lone defensive player to appear on all 65 snaps...Led the team with nine tackles...(11/26) at Pit.: Played all 74 snaps, finishing with nine tackles and a forced fumble...Forced fumble marked his eighth since 2011, tied for the sixth most among active NFL safeties over that span.



**2016** Started all 15 games he played in and led the team with 91 tackles...Posted nine passes defended, a career-high three sacks and two interceptions...Ranked second in sacks among NFL safeties and was one of two safeties in the NFL with three-plus sacks and two-plus interceptions on the season...Added two special teams tackles...Started all three postseason contests and was tied for second on the team with 15 tackles and a pass defended...(9/11) at Jax.: Tied for the team lead with nine tackles and brought down QB Blake Bortles for an eight-yard sack...(10/6) vs. Dal.: Posted 10 tackles, two passes defended and made a diving interception of a QB Dak Prescott pass...(10/6) vs. Ind.: Registered six tackles and a five-yard sack of QB Andrew Luck...(11/13) at Ten.: Posted five tackles and chased down QB Marcus Mariota for a 13-yard sack.

**2015** Played in and started 11 games, recording 68 tackles, two forced fumbles (tied for the team lead), a fumble recovery and five passes defended...Ranked second on the team in tackles despite missing five contests, due to a calf injury...Started both postseason games and led the team with 15 tackles...Added two tackles on special teams.

**2014** Started 15 games he played in and led the team with 123 tackles...Marked his fourth straight 100-tackle season (2011-14), the only player on the team to do so over that span...Recorded 1.5 sacks, an interception, four passes defended, a forced fumble and added a career-best seven special teams tackles...Helped Green Bay rank seventh in the league in opponent passer rating (82.0)...Contributed to a run defense that allowed 86.4 yards per game over the final eight contests, fifth in the NFL over that span, and 3.6 yards per carry, sixth in the league over that span...Started both playoff contests and ranked second on the team with 13 tackles...Ranked second on the team with two sacks in the postseason and added an interception and a special teams tackle...(9/28) at Chi.: Led the secondary with 13 tackles, matching his career high...(1/18) at Sea.: Led the team with two sacks in the NFC Championship Game, adding 10 tackles and interception...Became the first defensive back in franchise history to register two sacks in a postseason game.

**2013** Started 13 games, in addition to the team's lone playoff game...Finished with 93 tackles, six passes defended and a career-high and team-best three fumble recoveries, including one he returned for his first career touchdown...Voted a playoff captain by his teammates for the first time in his career...(11/28) at Det.: Posted nine tackles and a career-high two fumble recoveries, the second of which he returned for his first-ever touchdown.

**2012** Started every game for the second consecutive season and finished second on defense with 122 tackles...Added two sacks, five passes defended, two interceptions, two forced fumbles and a fumble recovery...Helped a pass defense that ranked No. 4 in the NFL in opponent QB rating (76.8)...Played all 1,088 of the Packers' defensive snaps, one of only two defenders and four non-offensive linemen in the NFL to achieve 100 percent participation in 2012...(12/2) vs. Min.: Made two game-changing interceptions inside the Green Bay 20-yard line in the third quarter with the Vikings threatening to score...According to the Elias Sports Bureau, became the first Packer to record two interceptions in the same game on plays that both started at the Green Bay 25-yard line or inside since CB Doug Evans did so vs. Minnesota on Oct. 22, 1995...Marked the second multi-interception game of his career.

**2011** Started all 16 games, one of two players to do so...Led the secondary and finished second on the team with 104 tackles and posted 11 passes defended, three interceptions, two forced fumbles, two fumble recoveries and a sack...Joined Charles Woodson as the only two players on the team to record a sack, an interception, a forced fumble and a fumble recovery during the season...(9/18) at Car.: Finished with seven tackles, a forced fumble, an interception and his first career sack...Became the first Packers defender since Woodson (Nov. 26, 2009, at Detroit) to record a sack, an interception and forced fumble in the same game...(9/25) at Chi.: Posted the first two-interception game of his career, while adding five tackles (all solo) and two passes defended...Became the first Packer since Chuck Cecil in 1988 to record four interceptions in his first seven NFL games...Teamed with Woodson to become the first Packers teammates to register two-interception games in back-to-back weeks since Cecil and CB Ron Pitts did so in Weeks 5-6 in 1988.



**2010** Opened the first four games of the season at strong safety before sustaining a season-ending injury to his left knee in Week 4 vs. Detroit...recorded 14 tackles (12 solo) and an interception in four games...(9/12) at Phi.: One of only three Packers rookie safeties to start a season opener since the 1970 merger and recorded two tackles (all solo) in his NFL debut...(9/19) vs. Buf.: Posted his first career interception and added five tackles and a pass defended.

## COLLEGE

In three seasons at Georgia Tech, intercepted 14 passes, which was tied for second most in school history...Compiled 235 career tackles, eighth most at the time by a Georgia Tech DB...Played in 40 career games, starting 28...Added a sack, two forced fumbles, two fumble recoveries and 27 passes defended...As a junior in 2009, was a team captain, a second team All-Atlantic Coast Conference selection and a preseason candidate for the Jim Thorpe and Bronko Nagurski awards...Started all 14 games, leading the team in interceptions for the third straight year and ranking second in tackles...Registered 85 tackles and four interceptions, eight passes defended, a blocked kick, a forced fumble and a fumble recovery...As a sophomore in 2008, started all 13 games and earned first team All-America honors from The NFL Draft Report and second-team recognition from Rivals.com, Sports Illustrated and Sporting News...Led the ACC with seven picks, the most by a Tech player since 1991 and tied for fourth most in a single season in school history...Named first team All-ACC and led the team in total tackles (93) and solo tackles (62), recording double-digit tackles in four games...Forced a fumble and 15 total passes defended...As a freshman in 2007, played in all 13 games with one start...Named to the ACC All-Freshman team and honorable mention Freshman All-America by Sporting News...Ranked fifth on the team with 57 tackles and first with three interceptions, breaking up 10 passes altogether...Added a sack and a fumble recovery...Majored in management.

## PERSONAL

Native of College Park, Ga...Given name Morgan Mark Burnett...Nickname is "Uno"...Married to his wife, Nicolette...Has two sons, Morgan Jr. and Logan...Brother, Cap IV, played football at the University of Georgia from 1999-2002...Father, Cap Burnett III, played for the Memphis Showboats of the USFL.

**High School** Attended North Clayton High School (College Park, Ga.)...Four-year starter and three-year team captain...Coached by his older brother, Cap Jr...Member of the Super 11 squad selected by the Atlanta Journal-Constitution, and was named to the Orlando Sentinel's All-Southern team...Played QB, WR and DB...Earned Class 4A first team all-state honors as a senior, when he recorded 135 tackles and six interceptions, returning three for touchdowns, and added 1,100 yards rushing, 875 yards receiving and 650 yards passing on offense...Named Atlanta Touchdown Club Defensive Back of the Year and Defensive Player of the Year for Clayton/Henry counties...As a junior, compiled 101 tackles and five interceptions, returning one for a touchdown, and had 950 yards rushing, 800 passing and 620 receiving...Earned honorable mention all-state recognition at QB as a sophomore...Had his jersey, No. 1, retired by the school in April 2011...Four-year letterman in track and a three-year letterman in basketball.

**Community Involvement** Holds a free youth football camp in his community, Clayton County (Ga.), every summer through his foundation, The Burnett Family Foundation, which helps shape the leaders of tomorrow by empowering the youth of today.



# BURNETT CONTINUED

## BURNETT'S CAREER

		TACKLES						INTERCEPTIONS					FUMBLES				
Year	Team	GP	GS	Tot	Solo	Asst	Sk	Yds	No	Yds	Lg	TD	PD	FF	FR	Yds	
2010	GB	4	4	14	12	2	0.0	0	1	0	-	0	1	0	0	0	
2011	GB	16	16	107	78	29	1.0	3	3	0	-	0	11	2	2	0	
2012	GB	16	16	123	88	35	2.0	25	2	1	1	0	5	2	2	0	
2013	GB	13	13	96	60	36	0.0	0	0	0	-	0	6	0	0	0	
2014	GB	15	15	130	94	36	1.5	13	1	32	32	0	4	1	1	0	
2015	GB	11	11	68	47	21	0.0	0	0	0	-	0	5	2	2	0	
2016	GB	15	15	93	70	23	3.0	26	2	19	19	0	9	0	0	0	
2017	GB	12	12	68	48	20	0.0	0	0	0	-	0	3	1	1	0	
2018	Pit	11	2	30	17	13	0.0	0	0	0	-	0	6	0	0	0	
NFL totals		113	104	729	514	215	7.5	67	9	52	32	0	50	8	9	0	
PLAYOFFS																	
2011	GB	1	1	4	3	1	0.0	0	1	12	-	0	2	0	0	0	
2012	GB	2	2	7	3	0	0.0	0	0	0	-	0	1	0	0	0	
2013	GB	1	1	6	6	0	0.0	0	0	0	-	0	0	0	0	0	
2014	GB	2	2	13	10	3	2.0	6	1	4	4	0	1	0	1	0	
2015	GB	2	2	15	9	6	0.0	0	0	0	-	0	0	0	0	0	
2016	GB	3	3	15	11	4	0.0	0	0	0	-	0	0	0	0	0	
NFL totals		11	11	60	42	14	2.0	6	2	16	4	0	4	0	1	0	

**ADDITIONAL STATISTICS:** Interceptions - J. Cutler (1), T.Edwards (1), C. Newton (1), C.Ponder (1), D. Prescott (1), M. Ryan (1), R. Wilson (1). Sacks - B. Bortles (1), J. Cutler (1), B. Gabbert (1), A. Luck (1), M. Mariota (1), J. McCown (0.5), C. Newton (1), M. Stafford (1). **Special Teams Tackles:** 1 in 2011, 1 in 2012, 3 in 2013, 6 in 2014, 2 in 2015, 2 in 2015.

**SINGLE-GAME HIGHS & CAREER MILESTONES:** TACKLES - 14, twice; vs. NO., 9/30/2012, vs. NO., 9/8/2011. Solo - 12, at Chi., 9/28/14. Interceptions: 2, twice; vs. Min, 12/2/2012; at Chi, 9/25/2011. Long: 32, vs. Atl., 12/8/2014. TDs: None. FUMBLES: Forced - 8, last, at Pit., 11/26/17. NFL Debut: 9/12/10 at Phi. First NFL Start: at Phi., 9/12/10. First NFL interception: vs Buf., 9/19/10. Last NFL interception: vs Sea., 12/11/16. Interceptions: 9, last, vs. Sea., 12/11/16. Sacks: 7.5, last, at Ten., 11/13/16.

## BURNETT'S GAME-BY-GAME

### 2018, PITTSBURGH

Date	Opp	GP	GS	Tot	So	As	Sk	Yd	Int	Yd	Lg	TD	PD	FF	FR
9/9	at Cle-T	1		2	1	1	0.0	0	0	0	-	0	0	0	0
9/16	KC-L	1	SS	6	3	3	0.0	0	0	0	-	0	0	0	0
9/24	at TB-W						***inactive -- groin***								
9/30	Bal-L						***inactive -- groin***								
10/7	Atl-W						***inactive -- groin***								
10/14	at Cin-W						***inactive -- groin***								
10/28	Cle-W	1	-	-	-	-	0.0	0	0	0	-	0	-	0	0
11/4	at Bal-W	1	-	5	3	2	0.0	0	0	0	-	0	0	0	0
11/8	Car-W	1	-	5	3	2	0.0	0	0	0	-	0	0	0	0
11/18	at Jax-W	1	-	1	0	1	0.0	0	0	0	-	0	0	0	0
11/25	at Den-L	1	-	1	0	1	0.0	0	0	0	-	0	2	0	0
12/2	LAC-L			-	-	-	0.0	0	0	0	-	0	-	0	0
12/9	at Oak-L	1	-	3	1	2	0.0	0	0	0	-	0	1	0	0
12/16	NE-W	1	-	3	1	1	0.0	0	0	0	-	0	1	0	0
12/23	at NO-L	1	-	1	1	0	0.0	0	0	0	-	0	1	0	0
12/30	Cin-W	1	SS	3	1	0	0.0	0	0	0	-	0	1	0	0
2018 totals		11	2	30	14	13	0.0	0	0	0	-	0	6	0	0



# BURNETT CONTINUED

## 2017, GREEN BAY

Date	Opp	GP	GS	Tot	So	As	Sk	Yd	Int	Yd	Lg	TD	PD	FF	FR
9/10	Sea-W	1	SS	4	2	1	0.0	0	0	0	-	0	1	0	0
9/17	at Atl-L	1	MLB	5	2	3	0.0	0	0	0	-	0	1	0	0
9/24	Cin-W	1	CB	5	3	2	0.0	0	0	0	-	0	0	0	0
9/28	Chi-W	1	SS	9	2	3	0.0	0	0	0	-	0	0	0	0
10/8	at Dal-W	1	SS	6	5	1	0.0	0	0	0	-	0	0	0	0
10/15	at Min-L						***inactive -- hamstring***								
10/22	NO-L						***inactive -- hamstring***								
11/6	Det-L	1	MLB	5	4	1	0.0	0	0	0	-	0	0	0	0
11/12	at Chi-W						***inactive -- groin***								
11/19	Bal-L						***inactive -- groin***								
11/26	at Pit-L	1	SS	9	7	0	0.0	0	0	0	-	0	0	1	0
12/3	TB-W	1	SS	6	3	3	0.0	0	0	0	-	0	1	0	0
12/10	at Cle-W	1	SS	4	2	2	0.0	0	0	0	-	0	0	0	0
12/17	at Car-L	1	SS	7	5	2	0.0	0	0	0	-	0	0	0	0
12/23	Min-L	1	SS	3	2	1	0.0	0	0	0	-	0	0	0	0
12/31	at Det-L	1	SS	5	4	1	0.0	0	0	0	-	0	0	0	0
<b>2017 totals</b>		<b>12</b>	<b>12</b>	<b>68</b>	<b>41</b>	<b>20</b>	<b>0.0</b>	<b>0</b>	<b>0</b>	<b>0</b>	<b>-</b>	<b>0</b>	<b>3</b>	<b>1</b>	<b>0</b>

## 2016, GREEN BAY

Date	Opp	GP	GS	Tot	So	As	Sk	Yd	Int	Yd	Lg	TD	PD	FF	FR
9/11	at Jax-W	1	SS	9	8	1	1.0	8	0	0	-	0	0	0	0
9/18	at Min-L	1	SS	1	0	1	0.0	0	0	0	-	0	1	0	0
9/25	Det-W						***inactive -- groin***				-				
10/9	NYG-W	1	SS	6	5	1	0.0	0	0	0	-	0	1	0	0
10/16	Dal-L	1	SS	10	7	3	0.0	0	1	0	-	0	2	0	0
10/20	Chi-W	1	SS	3	2	1	0.0	0	0	0	-	0	1	0	0
10/30	at Atl-L	1	SS	9	8	1	0.0	0	0	0	-	0	0	0	0
11/6	Ind-L	1	SS	6	3	3	1.0	5	0	0	-	0	0	0	0
11/13	at Ten-L	1	SS	5	3	2	1.0	13	0	0	-	0	0	0	0
11/20	at Was-L	1	SS	4	3	1	0.0	0	0	0	-	0	1	0	0
11/28	at Phi-W	1	SS	8	7	1	0.0	0	0	0	-	0	0	0	0
12/4	Hou-W	1	SS	9	7	2	0.0	0	0	0	-	0	1	0	1
12/11	Sea-W	1	SS	7	5	3	0.0	0	1	19	19	0	1	0	0
12/18	at Chi-W	1	SS	4	4	0	0.0	0	0	0	-	0	0	0	0
12/24	Min-W	1	SS	7	6	2	0.0	0	0	0	-	0	0	0	0
1/1	at Det-W	1	S	3	2	1	0.0	0	0	0	-	0	1	0	0
<b>2016 totals</b>		<b>15</b>	<b>15</b>	<b>91</b>	<b>70</b>	<b>23</b>	<b>3.0</b>	<b>26</b>	<b>2</b>	<b>19</b>	<b>19</b>	<b>0</b>	<b>9</b>	<b>0</b>	<b>1</b>
1/8/17	NYG-W1	1	S	5	5	0	0.0	0	0	0	-	0	0	0	0
1/15/17	at Dal-W2	1	S	3	1	2	0.0	0	0	0	-	0	0	0	0
1/22/17	at Atl-L3	1	S	7	5	2	0.0	0	0	0	-	0	1	0	0

1-NFC Wildcard Playoff; 2-NFC Divisional Playoff; 3-NFC Conference Championship

STAFF

PLAYERS

2018 SEASON

HISTORY

RECORDS

GAME DAY



# BURNETT CONTINUED

## 2015, GREEN BAY

Date	Opp	GP	GS	Tot	So	As	Sk	Yd	Int	Yd	Lg	TD	PD	FF	FR
9/13	at Chi-W					***inactive -- calf***									
9/20	Sea-W	1	SS	3	3	0.0	0.0	0	0	0	-	0	0	0	0
9/28	KC-W					***inactive -- calf***									
10/4	at SF-W					***inactive -- calf***									
10/11	StL-W					***inactive -- calf***									
10/18	SD-W					***inactive -- calf***									
11/1	at Den-L	1	SS	2	2	0	0.0	0	0	0	-	0	0	0	0
11/8	at Car-L	1	SS	9	3	6	0.0	0	0	0	-	0	1	0	0
11/15	Det-L	1	SS	8	4	4	0.0	0	0	0	-	0	0	0	0
11/22	at Min-W	1	SS	4	3	1	0.0	0	0	0	-	0	0	1	0
11/26	Chi-L	1	SS	8	7	1	0.0	0	0	0	-	0	0	1	0
12/3	at Det-W	1	SS	7	5	2	0.0	0	0	0	-	0	0	0	0
12/13	Dal-W	1	SS	1	0	1	0.0	0	0	0	-	0	0	0	0
12/20	at Oak-W	1	SS	8	7	1	0.0	0	0	0	-	0	3	0	0
12/27	at Ari-L	1	SS	10	8	2	0.0	0	0	0	-	0	1	0	1
1/3	Min-L	1	SS	8	5	3	0.0	0	0	0	-	0	0	0	0
2015 totals		11	11	68	47	21	0.0	0	0	0	-	0	5	2	1
1/10/16	at Was-W1	1	SS	13	6	7	0.0	0	0	0	-	0	0	0	0
1/16/16	Ari-L2	1	SS	5	5	0	0.0	0	0	0	-	0	0	0	0

1-NFC Wildcard Playoff; 2-NFC Divisional Playoff

## 2014, GREEN BAY

Date	Opp	GP	GS	Tot	So	As	Sk	Yd	Int	Yd	Lg	TD	PD	FF	FR
9/4	Sea-L	1	SS	8	5	3	0.0	0	0	0	-	0	0	0	0
9/14	NYJ-W	1	SS	11	7	4	0.0	0	0	0	-	0	1	0	0
9/21	at Det-L	1	SS	4	3	1	0.0	0	0	0	-	0	0	0	0
9/28	at Chi-W	1	SS	13	12	1	1.0	8	0	0	-	0	0	0	0
10/2	Min-W	1	SS	12	9	3	0.0	0	0	0	-	0	0	1	0
10/12	at Mia-W	1	SS	4	3	1	0.0	0	0	0	-	0	0	0	0
10/19	Car-W	1	SS	7	5	2	0.0	0	0	0	-	0	0	0	0
10/26	at NO-L					***inactive -- calf***									
11/9	Chi-W	1	SS	6	5	1	0.0	0	0	0	-	0	1	0	0
11/16	Phi-W	1	SS	10	7	3	0.0	0	0	0	-	0	0	0	0
11/23	at Min-W	1	SS	10	8	2	0.0	0	0	0	-	0	0	0	0
11/30	NE-W	1	SS	8	5	3	0.0	0	0	0	-	0	0	0	0
12/7	AtL-W	1	SS	8	6	2	0.0	0	1	32	32	0	1	0	0
12/14	at Buf-L	1	SS	12	5	7	0.0	0	0	0	-	0	0	0	0
12/21	at TB-W	1	SS	10	9	1	0.5	5	0	0	-	0	0	0	0
12/28	Det-L	1	SS	7	5	2	0.0	0	0	0	-	0	1	0	1
2014 totals		15	15	130	94	36	1.5	13	1	32	32	0	4	1	1
1/11/15	Dal-W1	1	SS	4	3	1	0.0	0	0	0	0	0	0	0	0
1/18/15	Sea-L2	1	SS	10	8	2	2.0	6	1	4	4	0	1	0	0

1-NFC Divisional Playoff; 2-NFC Conference Championship



# BURNETT CONTINUED

## 2013, GREEN BAY

Date	Opp	GP	GS	Tot	So	As	Sk	Yd	Int	Yd	Lg	TD	PD	FF	FR
9/8	at SF-L						***inactive – hamstring***				-				
9/15	Was-W						***inactive – hamstring***				-				
9/22	at Cin-L						***inactive – hamstring***				-				
10/6	Det-W	1	SS	5	3	2	0.0	0	0	0	-	0	1	0	0
10/13	at Bal-W	1	SS	9	3	6	0.0	0	0	0	-	0	0	0	0
10/20	Cle-W	1	SS	3	3	0	0.0	0	0	0	-	0	1	0	0
10/27	at Min-W	1	SS	8	5	3	0.0	0	0	0	-	0	0	0	0
11/4	Chi-L	1	SS	10	5	5	0.0	0	0	0	-	0	1	0	0
11/10	Phi-L	1	SS	3	3	0	0.0	0	0	0	-	0	0	0	0
11/17	at NYG-L	1	SS	12	6	6	0.0	0	0	0	-	0	0	0	0
11/24	Min-T	1	SS	12	8	4	0.0	0	0	0	-	0	0	0	0
11/28	at Det-L	1	SS	10	6	4	0.0	0	0	0	-	0	0	0	2
12/8	Atl-W	1	SS	8	6	2	0.0	0	0	0	-	0	0	0	0
12/15	at Dal-W	1	SS	6	4	2	0.0	0	0	0	-	0	2	0	0
12/22	Pit-L	1	SS	8	6	2	0.0	0	0	0	-	0	0	0	0
12/29	at Chi-W	1	SS	2	2	0	0.0	0	0	0	-	0	1	0	1
2013 totals		13	13	96	60	36	0.0	0	0	0	-	0	6	0	3
1/5/14	SF-L1	1	SS	6	6	0	0.0	0	0	0	-	0	0	0	0

1-NFC Wildcard Playoff

## 2012, GREEN BAY

Date	Opp	GP	GS	Tot	So	As	Sk	Yd	Int	Yd	Lg	TD	PD	FF	FR
9/9	SF-L	1	FS	7	3	4	0.0	0	0	0	-	0	0	0	0
9/13	Chi-W	1	FS	6	4	2	0.0	0	0	0	-	0	1	0	0
9/24	at Sea-L	1	FS	2	0	2	0.0	0	0	0	-	0	0	0	0
9/30	NO-W	1	FS	14	6	8	0.0	0	0	0	-	0	1	0	0
10/7	at Ind-L	1	FS	9	9	0	0.0	0	0	0	-	0	0	0	0
10/14	at Hou-W	1	FS	6	3	3	0.0	0	0	0	-	0	0	0	0
10/21	at StL-W	1	FS	5	5	0	0.0	0	0	0	-	0	0	0	0
10/28	Jax-W	1	SS	11	9	2	1.0	16	0	0	-	0	0	1	1
11/4	Ari-W	1	SS	7	6	1	0.0	0	0	0	-	0	0	0	0
11/18	at Det-W	1	SS	10	8	2	1.0	9	0	0	-	0	0	0	0
11/25	at NYG-L	1	SS	8	3	5	0.0	0	0	0	-	0	0	0	0
12/2	Min-W	1	SS	7	6	1	0.0	0	2	1	1	0	3	0	0
12/9	Det-W	1	SS	11	9	2	0.0	0	0	0	-	0	0	0	0
12/16	at Chi-W	1	SS	6	6	0	0.0	0	0	0	-	0	0	1	0
12/23	Ten-W	1	SS	7	4	3	0.0	0	0	0	-	0	0	0	0
12/30	at Min-L	1	SS	7	7	0	0.0	0	0	0	-	0	0	0	0
2012 totals		16	16	123	88	35	2.0	25	2	1	1	0	5	2	1
1/5/13	Min-W1	1	FS	4	3	1	0.0	0	0	0	-	0	0	0	0
1/12/13	at SF-L2	1	FS	6	4	2	0.0	0	0	0	-	0	1	0	0

1-NFC Wildcard Playoff; 2-NFC Divisional Playoff



# BURNETT CONTINUED

## 2011, GREEN BAY

Date	Opp	GP	GS	Tot	So	As	Sk	Yd	Int	Yd	Lg	TD	PD	FF	FR
9/8	NO-W	1	SS	14	7	7	0.0	0	0	0	-	0	0	0	0
9/18 at	Car-W	1	SS	8	8	0	1.0	3	1	0	-	0	2	1	0
9/25 at	Chi-W	1	FS	6	5	1	0.0	0	2	0	-	0	2	0	0
10/2	Den-W	1	FS	6	5	1	0.0	0	0	0	-	0	1	0	1
10/9 at	Atl-W	1	FS	4	3	1	0.0	0	0	0	-	0	0	0	0
10/16	StL-W	1	FS	9	6	3	0.0	0	0	0	-	0	0	1	0
10/23 at	Min-W	1	FS	3	3	0	0.0	0	0	0	-	0	0	0	0
11/6 at	SD-W	1	FS	2	2	0	0.0	0	0	0	-	0	1	0	0
11/14	Min-W	1	FS	6	2	4	0.0	0	0	0	-	0	1	0	0
11/20	TB-W	1	FS	8	3	5	0.0	0	0	0	-	0	0	0	0
11/24 at	Det-W	1	FS	5	5	0	0.0	0	0	0	-	0	0	0	0
12/4 at	NYG-W	1	FS	6	5	1	0.0	0	0	0	-	0	2	0	0
12/11	Oak-W	1	FS	10	10	0	0.0	0	0	0	-	0	0	0	0
12/18 at	KC-L	1	FS	5	4	1	0.0	0	0	0	-	0	1	0	0
12/25	Chi-W	1	FS	8	5	3	0.0	0	0	0	-	0	0	0	0
1/1	Det-W	1	FS	7	5	2	0.0	0	0	0	-	0	1	0	1
<b>2011 totals</b>		<b>16</b>	<b>16</b>	<b>107</b>	<b>78</b>	<b>29</b>	<b>1.0</b>	<b>3</b>	<b>3</b>	<b>0</b>	<b>-</b>	<b>0</b>	<b>11</b>	<b>2</b>	<b>2</b>
1/15/12	NYG-L1	1	FS	4	3	1	0.0	0	1	12	12	0	2	0	0

## 1-NFC Divisional Playoff

## 2010, GREEN BAY

Date	Opp	GP	GS	Tot	So	As	Sk	Yd	Int	Yd	Lg	TD	PD	FF	FR
9/12 at	Phi-W	1	SS	2	2	0	0.0	0	0	0	-	0	0	0	0
9/19	Buf-W	1	SS	5	3	2	0.0	0	1	0	-	0	1	0	0
9/27 at	at Chi-L	1	SS	4	4	0	0.0	0	0	0	-	0	0	0	0
10/3	Det-W	1	SS	3	3	0	0.0	0	0	0	-	0	0	0	0
10/10 at	Was-L														
10/17	Mia-L														
10/24	Min-W														
10/31 at	NYJ-W														
11/7	Dal-W														
11/21 at	Min-W														
11/28 at	Atl-L														
12/5	SF-W														
12/12 at	Det-L														
12/19 at	NE-L														
12/26	NYG-W														
1/2	Chi-W														
<b>2010 totals</b>		<b>4</b>	<b>4</b>	<b>14</b>	<b>12</b>	<b>2</b>	<b>0.0</b>	<b>0</b>	<b>1</b>	<b>0</b>	<b>-</b>	<b>0</b>	<b>1</b>	<b>0</b>	<b>0</b>

1/9	at	Phi-W1													
1/15	at	Atl-W2													
1/23	at	Chi-W3													
2/6		Pit-W4													

## 1-NFC Wildcard Playoff; 2-NFC Divisional Playoff; 3-NFC Conference Championship; 4-Super Bowl



WR  
5-11  
200

STAFF

PLAYERS

2018 SEASON

HISTORY

RECORDS

GAME DAY

# ANTONIO CALLAWAY

**SCHOOL**  
FLORIDA

**BORN**  
1/9/1997

**ACQUIRED**  
D4 - '18 2ND

**EXP**

## TRANSACTIONS

Selected by the Cleveland Browns in the fourth round (105th overall) of the 2018 NFL Draft.

## AT A GLANCE

Started 11 of 16 games as a rookie and led the team with five receiving scores, tied for third most among all rookies...Collected 43 receptions for 586 yards...Became the first player in Florida history and 21st FBS player since 1996 to score a rushing, receiving, passing, punt return and kickoff return touchdown in a career...His 678 receiving yards in 2015 broke UF's true freshman record...Can perform backflips.

## SEASONAL REVIEWS

**2018** Led Browns with five receiving touchdowns, tied for third most among NFL rookies...Played in all 16 games (11 starts), collecting 43 receptions for 586 yards (13.6 avg.)...Returned five punts for 61 yards (12.2 avg.) and eight kickoffs for 143 yards (17.9 avg.)...[9/16] at NO: Started at WR, registering three catches for 81 yards (27.0 avg.), including 47-yard touchdown catch from Tyrod Taylor...On fourth-and-five, his first NFL touchdown tied the game, 18-18, with 1:16 to play...Rushed twice for seven yards...[10/28] at Pit.: Started at WR, setting career best with five catches for 36 yards and one touchdown...[11/25] at Cin.: During 35-20 division victory on road, started at WR, collecting four receptions for 62 yards with one touchdown...[12/2] at Hou.: Registered season-best 84 receiving yards on three catches...His 71-yard catch in third quarter was team's longest reception since 2014...[12/15] at Den.: During 17-16 primetime road victory, started at WR, tying his career high with team-best five catches for 35 yards and one touchdown...[12/30] at Bal.: Started at WR, totaling four receptions for 79 yards with one touchdown...Returned three punts for 79 yards (15.3 avg.), including 37-yard long and three kickoffs 79 yards (26.3 avg.), including 35-yard long.



## COLLEGE

Started 24 of 26 contests at Florida, catching 89 passes for 1,399 yards and seven touchdowns... Returned six kickoffs for 176 yards and a score, while also returning 54 punts for 653 yards and a pair of touchdowns...With 89 total catches during his first two seasons, only Jabar Gaffney (138) and Percy Harvin (93) caught more in their first two seasons at Florida since 1996...Is the third-fastest player in program history to reach 1,000 career receiving yards, doing so in just 17 games... As a sophomore in 2016, saw action in all 12 games with 11 starts...Registered 54 receptions for 721 yards and three touchdowns...Returned three kicks for 97 yards and a score, along with 26 punt returns for 218 yards...Became the first player in school history and 21st FBS player since 1996 to score a rushing, receiving, passing, punt return and kickoff return touchdown in a career... He became the seventh Gator since 1996 to score a receiving, rushing and passing touchdown in a career...Named as a Third Team All-SEC wide receiver by Athlon Sports...In his freshman season in 2015, started 13 or 14 games, totaling 35 receptions for 678 yards and four touchdowns...Eclipsed 435 punt return yards on 28 attempts for a pair of scores...Recorded a team-high 1,211 all-purpose yards on 69 plays for a 17.6 yards-per-play average, the fourth-highest mark in UF history and best ever by a Gator freshman (min. 60 plays)...His 678 receiving yards broke UF's true freshman record...Is the third FBS player and only true freshman since 2008 to amass 435-plus punt return yards and 675-plus receiving yards in a season...Named to CBS Sports first team All-America as a punt returner and freshman first team All-America by the Sporting News and Pro Football Focus... Awarded SI.com honorable mention All-America, as well as PFF first team All-SEC, Gridiron Now second team All-SEC and freshman All-SEC.

## PERSONAL

Native of Miami, Fla...Cousin, John Brown, is a receiver for the Buffalo Bills...Is cousins with Miami Dolphins LB James Burgess Jr...Has a daughter, Aulani...Lists his mother, Sabrina, as his biggest influence.

**High School** Attended Booker T. Washington High School (Miami, Fla.)...Named 2014 Class 4A All-State First Team...Helped Booker T. Washington to the 2014 Class 4A state title and a combined 15-0 record his senior season...Named to the 2014 All-Dade County first team...Had 31 catches for 818 yards and seven touchdowns in seven games as a senior.

**Hobbies/Interests** Enjoys fishing to relax...Can do backflips...Says First 48 is his favorite television show and A Hitman's Bodyguard is his favorite film.

**Community Involvement** Volunteered at a number of Browns events and youth football camps... Supported the American Cancer Society for My Cause, My Cleats...Contributed to the Browns Social Justice Fund...Volunteered at the Greater Cleveland Food Bank.

## CALLAWAY'S CAREER

RECEIVING								RUSHING						
Year	Team	GP	GS	No	Yds	Avg	Lg	TD	Att	Yds	Avg	Lg	TD	
2018	Cle	16	11	43	586	13.6	71	5	2	7	3.5	15	0	
KICKOFF RETURNS								PUNT RETURNS						
Year	Team	No	Yds	Avg	Lg	TD			No	FC	Yds	Avg	Lg	TD
2018	Cle	8	143	17.9	35	0			5	1	61	12.2	37	



CALLAWAY  
CONTINUED

CALLAWAY'S GAME-BY-GAME

2018, CLEVELAND

Date	Opp	GP	GS	No	Yds	Avg	Lg	TD
9/9	Pit-T	1		0	0	-	-	0
9/16	at NO-L	1	WR	3	81	27.0	47t	1
9/20	NYJ-W	1	WR	4	20	5.0	10	0
9/30	at Oak-L	1	WR	3	54	18.0	59	0
10/7	Bal-W	1		3	22	7.3	9	0
10/14	LAC-L	1	WR	2	9	4.5	9	0
10/21	at TB-L	1	WR	1	14	14.0	14	0
10/28	at Pit-L	1	WR	5	36	7.2	13	1
11/4	KC-L	1	WR	3	51	17.0	38	0
11/11	Atl-W	1	WR	2	39	19.5	25	0
11/25	at Cin-W	1	WR	4	62	15.5	21	1
12/2	at Hou-L	1		3	84	28.0	71	0
12/9	Car-W	1		1	0	0.0	0	0
12/15	at Den-W	1	WR	5	35	7.0	12	1
12/23	Cin-W	1		0	0	-	-	0
12/30	at Bal-L	1	WR	4	79	19.8	38	1
2018 totals		16	11	43	586	13.6	71	5

O-H I-O

Three players on the Browns roster played collegiate football within the Buckeye State - CB T.J. Carrie, RB Kareem Hunt and CB Denzel Ward. Ward, the franchise-record 34th player selected by the Browns from Ohio State, earned Pro Bowl honors during his rookie season.

Player

CB T.J. Carrie  
RB Kareem Hunt  
CB Denzel Ward

College

Ohio  
Toledo  
Ohio State





STAFF  
PLAYERS  
2018 SEASON  
HISTORY  
RECORDS  
GAME DAY

**SCHOOL**  
OHIO

**BORN**  
7/28/1990

**ACQUIRED**  
UFA (OAK.) - '18

**EXP**  
6TH

### TRANSACTIONS

Selected by the Oakland Raiders in the seventh round (219th overall) of the 2014 NFL Draft...  
Signed by the Cleveland Browns as an unrestricted free agent on March 15, 2018.

### AT A GLANCE

Started eight of 16 games last season, amassing 73 tackles, one interception, eight pass breakups, a fumble recovery and a career high two forced fumbles...Earned his first sack in 2018...Played in 76 career regular season games with 45 starts, registering 275 tackles, 39 passes defended, four interceptions for 44 yards, five forced fumbles and six fumble recoveries...Has started contests at both cornerback and safety in his career...Born with a rare birth defect and underwent open-heart surgery to correct a problem with his coronary artery at the age of 15.

### SEASONAL REVIEWS

**2018** Contributed in all 16 games, starting final eight contests at CB...Tallied 73 tackles (57 solo), one interception and eight passes defended...Notched career-best two forced fumbles and earned first NFL sack...(9/16) at NO: Recorded eight tackles (six solo) and added his first career sack...(9/30) at Oak.: Amassed career-best 12 tackles and tied a career high with seven solo stops...(10/21) at TB: Recorded four solo tackles and one forced fumble...(10/28) at Pit.: Posted seven solo tackles, tying a career best for solo stops...(11/11) vs. Atl.: In 28-16 win, started at CB, registering six tackles (four solo), two passes defended, one forced fumble and one fumble recovery...(12/15) at Den.: During 17-16 primetime road victory, started at CB, compiling three solo tackles and one interception.



**2017** Started all 16 games for the first time in his career, adding a career-high 84 tackles...Tied career highs with nine pass breakups and two fumble recoveries...(11/5) at Mia.: Notched five tackles and his first fumble recovery of the season...(12/17) vs. Dal.: Totaled five tackles and tied his season-high mark of two passes defended...(12/25) at Phi.: Recovered his second fumble of the year, tying a career high...(12/31) at LAC: Broke up two passes for the third time on the year and added six tackles.

**2016** Played every regular season matchup for the first time in his career with three starts...Started the Raiders' only playoff contest...Posted 22 tackles, one interception for 14 yards, four pass breakups, a forced fumble and a fumble recovery...Added two tackles and a pass defended in the postseason...Returned seven punts for 74 yards...(12/8) at KC: Tied a career high with one interception for 14 yards and added a season-high two passes defended...(12/24) vs. Ind.: Totaled a season-high five tackles and recovered a fumble...(1/7) at Hou.: Started his postseason debut, adding two stops and a pass breakup.

**2015** Started 14 of 15 games played with 52 tackles, one interception for two yards and one forced fumble...Tied a career high with nine passes defended...Returned 19 punts for 118 yards...(9/27) at Cle.: Made his first career start at safety, posting four tackles and a pair of pass breakups...(10/25) at SD: Returned a career-high five punts for a career-high 50 yards with a long return of 18 yards...(11/22) at Det.: Tied for the team lead with a career-high eight tackles...(1/3) at KC: Intercepted his second career pass and added five solo tackles and a pass defended.

**2014** Played in 14 games with four starts as a rookie, totaling 44 tackles, a career-high nine passes defended, a career-high two fumble recoveries and an interception for a career-long 28 yards...Returned 26 punts for 195 yards with a long return of 27 yards, all career highs...Added 15 kickoff returns for 362 yards and a long of 42 yards...(9/7) at NYJ: Made his NFL debut, forcing and recovering his first career fumble...Added five tackles...(9/28) vs. Mia.: Tallied five stops, a pass defended and his first career interception...Returned the pick a career-long 28 yards...(11/2) at Sea.: Registered career longs with a 42-yard kickoff return and a 27-yard punt return...(12/7) vs. SF: Made a season-high seven stops...(12/21) vs. Buf.: Recorded three tackles and tied his season-high mark of two passes defended.

## COLLEGE

Appeared in 50 games with 36 starts at Ohio University...Totaled 165 tackles, nine interceptions, 36 passes defended, three sacks and two forced fumbles over his career...Served as the team's punt returner, racking up 659 yards on 56 returns with a touchdown...Played in 13 games as a redshirt senior in 2013, starting 11...Tied a career high with four interceptions, two of which he returned for scores...Named to All-MAC First Team as punt returner after he led the league with a 12.7 punt return average...Medical redshirt in 2012...Played in 14 games in as a redshirt junior in 2011 with 12 starts...Recorded career highs in tackles (49), passes defended (17) and interceptions (four)...Named All-MAC Second Team, Phil Steele All-MAC Second Team and Collegesportsmadness.com All-MAC Second Team...Finished his redshirt sophomore season in 2010 with 39 tackles, two forced fumbles, five passes defended and 19 punt returns for 197 yards...Redshirted in 2009...Played in 11 games as a true freshman in 2008...Totaled 35 tackles and one interception...Majored in sports administration...Received a master's degree from Ohio in coaching education.

## PERSONAL

Born in Antioch, Calif...Brother, Domonick, played football at Portland State...Brother, Eric, played football at New Mexico State...Born with a rare birth defect that developed his coronary artery between his lungs...Elected to undergo open-heart surgery at 15 years old to correct the problem when given the choice between that and giving up physical activity...Spent two months recovering from the procedure at Oakland Children's Hospital.



## CARRIE CONTINUED

**High School** Lettered two seasons and helped his team win a state championship...Totaled 90 tackles, two forced fumbles, two interceptions and 10 pass breakups...Blocked one punt...Voted first-team all-conference as a senior...Was an honor roll student.

**Community Involvement** Established the T.J. Carrie Foundation in 2016 as a donor advised fund at the Silicon Valley Community Foundation...The foundation's goal is to help youth discover their greatness through health, education and community programs and events....Participated in the NFL's My Cause, My Cleats campaign, supporting Heart Disease/T.J. Carrie Foundation...Active in the Northern California community...Participated in a number of Browns events...Volunteered for the Adopt-A-Family Program.

**Hobbies/Interests** Was a barber throughout his time at Ohio.

## CARRIE'S CAREER

Year	Team	GP	TACKLES					INTERCEPTIONS					FUMBLES				
			GS	Tot	Solo	Asst	Sk	Yds	No	Yds	Lg	TD	PD	FF	FR	Yds	
2014	Oak	13	4	44	37	7	0.0	0.0	1	28	28	0	9	1	1	0	
2015	Oak	15	14	52	42	10	0.0	0.0	1	2	2	0	9	1	0	0	
2016	Oak	16	3	22	19	3	0.0	0.0	1	14	14	0	5	0	1	0	
2017	Oak	16	16	84	70	14	0.0	0.0	0	0	-	0	9	0	2	0	
2018	Cle	16	8	73	57	16	1.0	9.0	1	0	0	0	8	2	1	0	
NFL totals		76	45	275	225	50	1.0	9.0	4	44	28	0	40	4	5	0	

**ADDITIONAL STATISTICS:** Interceptions - Alex Smith (2), Case Keenum (1), Ryan Tannehill (1). Sacks - Drew Brees (1.0). Special teams tackles - 4 in 2016; 1 in 2018; NFL totals: 5.

**SINGLE-GAME HIGHS & CAREER MILESTONES:** TACKLES: Total - 12, at Oak, 9/30/18. Solo - 7, four times; last: at Pit., 10/28/18. INTERCEPTIONS: 1, four times; last: at Den., 12/15/18. Yards - 44. Long - 28. TDs - None. FUMBLES: Forced - 1, five times; last: vs. Atl., 11/11/18. Recovered - 1, twice: at Phi., 12/24/17; vs. Atl., 11/11/18. PASSES DEFENSED: 4, vs. SD, 10/12/14. SACKS: 1, at NO, 9/16/18. NFL debut: at NYJ, 9/7/14. First NFL start: vs. SD, 10/12/14. First NFL interception: vs. Mia., 9/28/14. Last NFL interception: at KC, 12/8/16.

## CARRIE'S GAME-BY-GAME

### 2018, CLEVELAND

Date	Opp	GP	GS	Tot	So	As	Sk	Yd	Int	Yd	Lg	TD	PD	FF	FR
9/9	Pit-T	1		0	0	0	0.0	0.0	0	0	-	0	0	0	0
9/16	at NO-L	1		8	6	2	1.0	9.0	0	0	-	0	0	0	0
9/20	NYJ-W	1		2	1	1	0.0	0.0	0	0	-	0	1	0	0
9/30	at Oak-L	1		12	7	5	0.0	0.0	0	0	-	0	0	0	0
10/7	Bal-W	1		2	2	0	0.0	0.0	0	0	-	0	0	0	0
10/14	LAC-L	1		2	2	0	0.0	0.0	0	0	-	0	0	0	0
10/21	at TB-L	1		4	4	0	0.0	0.0	0	0	-	0	0	1	0
10/28	at Pit-L	1		7	7	0	0.0	0.0	0	0	-	0	0	0	0
11/4	KC-L	1	CB	3	2	1	0.0	0.0	0	0	-	0	0	0	0
11/11	Atl-W	1	CB	6	4	2	0.0	0.0	0	0	-	0	2	1	1
11/25	at Cin-W	1	CB	5	3	2	0.0	0.0	0	0	-	0	1	0	0
12/2	Hou-L	1	CB	8	6	2	0.0	0.0	0	0	-	0	1	0	0
12/9	Car-W	1	CB	4	3	1	0.0	0.0	0	0	-	0	2	0	0
12/15	at Den-W	1	CB	3	3	0	0.0	0.0	1	0	0	0	1	0	0
12/23	Cin-W	1	CB	2	2	0	0.0	0.0	0	0	0	0	0	0	0
12/30	at Bal-L	1	CB	5	5	0	0.0	0.0	0	0	0	0	0	0	0
<b>2018 totals</b>		<b>16</b>	<b>8</b>	<b>73</b>	<b>57</b>	<b>16</b>	<b>1.0</b>	<b>9.0</b>	<b>1</b>	<b>0</b>	<b>0</b>	<b>0</b>	<b>8</b>	<b>2</b>	<b>1</b>



# CARRIE CONTINUED

STAFF

PLAYERS

2018 SEASON

HISTORY

RECORDS

GAME DAY

## 2017, OAKLAND

Date	Opp	GP	GS	Tot	So	As	Sk	Yd	Int	Yd	Lg	TD	PD	FF	FR
9/10	at Ten-W	1	DB	6	6	0	0.0	0.0	0	0	-	0	1	0	0
9/17	NYJ-W	1	DB	5	5	0	0.0	0.0	0	0	-	0	1	0	0
9/24	at Was-L	1	DB	5	4	1	0.0	0.0	0	0	-	0	0	0	0
10/1	at Den-L	1	DB	5	3	2	0.0	0.0	0	0	-	0	0	0	0
10/8	Bal-L	1	DB	7	6	1	0.0	0.0	0	0	-	0	0	0	0
10/15	LAC-L	1	DB	8	7	1	0.0	0.0	0	0	-	0	2	0	0
10/22	KC-W	1	DB	5	5	1	0.0	0.0	0	0	-	0	0	0	0
10/29	at Buf-L	1	DB	4	3	1	0.0	0.0	0	0	-	0	0	0	0
11/12	at Mia-W	1	DB	5	5	0	0.0	0.0	0	0	-	0	0	0	1
11/19	NE-L	1	DB	7	5	2	0.0	0.0	0	0	-	0	0	0	0
11/26	Den-W	1	DB	6	5	1	0.0	0.0	0	0	-	0	0	0	0
12/3	NYG-W	1	DB	1	1	0	0.0	0.0	0	0	-	0	1	0	0
12/10	at KC-L	1	DB	7	7	0	0.0	0.0	0	0	-	0	0	0	0
12/17	Dal-L	1	DB	5	2	3	0.0	0.0	0	0	-	0	2	0	0
12/24	at Phi-L	1	DB	2	2	0	0.0	0.0	0	0	-	0	0	0	1
12/31	LAC-L	1	DB	6	4	2	0.0	0.0	0	0	-	0	2	0	0
<b>2017 totals</b>		<b>16</b>	<b>16</b>	<b>84</b>	<b>70</b>	<b>34</b>	<b>0.0</b>	<b>0.0</b>	<b>0</b>	<b>0</b>	<b>0</b>	<b>0</b>	<b>9</b>	<b>0</b>	<b>2</b>

## 2016, OAKLAND

Date	Opp	GP	GS	Tot	So	As	Sk	Yd	Int	Yd	Lg	TD	PD	FF	FR
9/11	at NO-W	1		1	1	0	0.0	0.0	0	0	-	0	0	0	0
9/18	Atl-L	1		0	0	0	0.0	0.0	0	0	-	0	0	0	0
9/25	at Ten-W	1		0	0	0	0.0	0.0	0	0	-	0	0	0	0
10/2	at Bal-W	1		0	0	0	0.0	0.0	0	0	-	0	0	0	0
10/9	SD-W	1		0	0	0	0.0	0.0	0	0	-	0	0	0	0
10/16	KC-L	1		0	0	1	0.0	0.0	0	0	-	0	0	0	0
10/23	at Jac-W	1		0	0	0	0.0	0.0	0	0	-	0	0	0	0
10/30	at TB-W	1		2	2	0	0.0	0.0	0	0	-	0	1	0	0
11/6	Den-W	1	DB	3	3	0	0.0	0.0	0	0	-	0	0	0	0
11/21	Hou-W	1		0	0	0	0.0	0.0	0	0	-	0	0	0	0
11/27	Car-W	1		0	0	0	0.0	0.0	0	0	-	0	0	0	0
12/4	Buf-W	1	DB	3	2	1	0.0	0.0	0	0	-	0	1	0	0
12/8	at KC-L	1		1	1	0	0.0	0.0	1	14	14	0	2	0	0
12/18	at SD-W	1	DB	3	3	0	0.0	0.0	0	0	-	0	0	0	0
12/24	Ind-W	1		5	5	0	0.0	0.0	0	0	-	0	0	0	1
1/1	at Den-L	1		4	2	2	0.0	0.0	0	0	-	0	0	0	0
<b>2016 totals</b>		<b>16</b>	<b>3</b>	<b>22</b>	<b>19</b>	<b>3</b>	<b>0.0</b>	<b>0.0</b>	<b>1</b>	<b>14</b>	<b>14</b>	<b>0</b>	<b>5</b>	<b>0</b>	<b>1</b>
1/7/17	at Hou-L	1	DB	2	2	0	0.0	0.0	0	0	-	0	1	0	0
<b>1-AFC Wild Card</b>															

## 2015, OAKLAND

Date	Opp	GP	GS	Tot	So	As	Sk	Yd	Int	Yd	Lg	TD	PD	FF	FR
9/13	Cin-L	1	DB	6	5	1	0.0	0.0	0	0	-	0	1	0	0
9/20	Bal-W	1	DB	4	3	1	0.0	0.0	0	0	-	0	0	1	0
9/27	at Cle-W	1	DB	3	3	0	0.0	0.0	0	0	-	0	2	0	0
10/4	at Chi-L	1	DB	2	1	1	0.0	0.0	0	0	-	0	0	0	0
10/11	Den-L	1	DB	4	3	1	0.0	0.0	0	0	-	0	1	0	0
10/25	at SD-W	1	DB	3	1	2	0.0	0.0	0	0	-	0	1	0	0
11/1	NYJ-W	1		2	2	0	0.0	0.0	0	0	-	0	1	0	0
11/8	at Pit-L						***inactive -- shoulder/hip***								
11/15	Min-L	1	DB	2	1	1	0.0	0.0	0	0	-	0	0	0	0
11/22	at Det-L	1	DB	8	7	1	0.0	0.0	0	0	-	0	0	0	0
11/29	at Ten-W	1	DB	3	3	0	0.0	0.0	0	0	-	0	1	0	0
12/6	KC-L	1	DB	1	1	0	0.0	0.0	0	0	-	0	0	0	0
12/13	at Den-W	1	DB	4	3	1	0.0	0.0	0	0	-	0	1	0	0
12/20	GB-L	1	DB	2	1	1	0.0	0.0	0	0	-	0	0	0	0
12/24	SD-W	1	DB	4	4	0	0.0	0.0	0	0	-	0	0	0	0
1/3	at KC-L	1	DB	5	5	0	0.0	0.0	1	2	2	0	1	0	0
<b>2015 totals</b>		<b>15</b>	<b>14</b>	<b>53</b>	<b>43</b>	<b>10</b>	<b>0.0</b>	<b>0.0</b>	<b>1</b>	<b>2</b>	<b>2</b>	<b>0</b>	<b>9</b>	<b>1</b>	<b>0</b>



## CARRIE CONTINUED

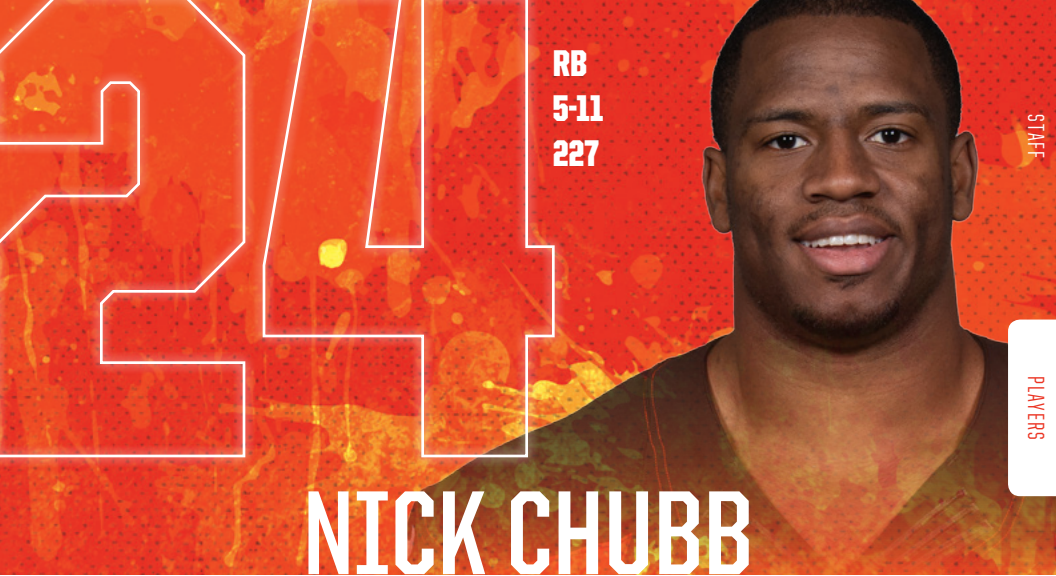
### 2014, OAKLAND

Date	Opp	GP	GS	Tot	So	As	Sk	Yd	Int	Yd	Lg	TD	PD	FF	FR
9/7	at NYJ-L	1		4	3	1	0.0	0.0	0	0	-	0	0	1	1
9/14	Hou-L	1		0	0	0	0.0	0.0	0	0	-	0	0	0	0
9/21	at NE-L	1		4	4	0	0.0	0.0	0	0	-	0	0	0	0
9/28	Mia-L	1		4	4	0	0.0	0.0	1	28	28	0	1	0	0
10/12	SD-L	1	DB	4	3	1	0.0	0.0	0	0	-	0	2	0	0
10/19	Ari-L	1		8	7	1	0.0	0.0	0	0	-	0	1	0	0
10/26	at Cle-L	1		0	0	0	0.0	0.0	0	0	-	0	0	0	0
11/2	at Sea-L	1	DB	3	1	2	0.0	0.0	0	0	-	0	1	0	0
11/9	Den-L			***inactive -- ankle***											
11/16	at SD-L	1	DB	5	4	1	0.0	0.0	0	0	-	0	1	0	0
11/20	KC-W			***inactive -- ankle***											
11/30	at StL-L	1		1	1	0	0.0	0.0	0	0	-	0	0	0	0
12/7	SF-W	1		7	7	0	0.0	0.0	0	0	-	0	0	0	0
12/14	at KC-L	1		4	3	1	0.0	0.0	0	0	-	0	1	0	0
12/21	Buf-W	1	DB	4	3	1	0.0	0.0	0	0	-	0	2	0	0
12/28	at Den-L			***inactive -- ankle***											
2014 totals		13	4	6	5	0	0.0	0.0	1	28	28	0	9	1	1

## FIRST AND TEN COIN TOSS CAPTAIN

Through Browns Give Back's First and Ten volunteering movement, one Browns fan is recognized for exceptional work in the community with the once in a lifetime opportunity to serve as the team's honorary captain and join the Browns on the field for the coin toss at each home game. Participants, who are selected for their efforts to #give10 and inspire others by sharing their stories online, are selected to represent various commitments and causes to improve the Northeast Ohio community through volunteerism, including youth football coaches, students who dedicate time to philanthropic organizations, community leaders and more.





RB  
5-11  
227

# NICK CHUBB

STAFF

PLAYERS

2018 SEASON

HISTORY

RECORDS

GAME DAY

**SCHOOL**  
GEORGIA

**BORN**  
12/27/95

**ACQUIRED**  
D2B - '18

**EXP**  
2ND

## TRANSACTIONS

Selected by the Cleveland Browns in the second round (35th overall) of the 2018 NFL Draft.

## AT A GLANCE

Recorded a 92-yard touchdown against Atlanta on Nov. 11, 2018, which was the longest run in Browns history and the second-longest by a rookie in NFL history...Set a Browns rookie record with 996 rushing yards...Recorded the second-most scrimmage yards by a Browns rookie in a season with 1,145 and tied for the second-most total touchdowns by a Browns rookie in a season with 10...Became first Cleveland player since 1975 (Greg Pruitt) to record a rushing touchdown in five consecutive games...Finished with the second-most rushing yards in Georgia history with 4,769, trailing only Herschel Walker (5,259)...Cousin, Bradley, was a first-round selection by the Denver Broncos in 2018.

## CAREER HIGHLIGHTS

One of five 2018 NFL Pepsi Rookie of the Year finalists, along with QB Baker Mayfield...Recorded the longest rush in Browns history (92 yards on Nov. 11, 2018)...Set Browns rookie rushing record with 996 yards...Two-time NFL Pepsi Rookie of the Week (Weeks 4 and 10)...Named NFL FedEx Ground Player of the Week in Week 10.

## SEASONAL REVIEWS

**2018** His 996 rushing yards set a Browns rookie record while his 1,145 scrimmage yards ranked second among all Cleveland rookies...One of five 2018 NFL Pepsi Rookie of the Year finalists, along with QB Baker Mayfield...Played in all 16 games with nine starts, totaling 192 carries for 996 yards (5.2 avg.) with eight touchdowns and 20 receptions for 149 yards with two touchdowns...Posted four 100-yard rushing games and was first Brown to accomplish feat in back-to-back games (Weeks 15-16) since 2012...Became first Cleveland player since 1975 (Greg Pruitt) with rush touchdown in five consecutive games (Weeks 9-10, 12-14)...Among Browns rookies, his 10 total



touchdowns ranked tied for second while his eight rush touchdowns rank tied for third...Two-time NFL Pepsi Rookie of the Week (Weeks 4 and 10)...In Week 10, earned NFL FedEx Ground Player of the Week after rushing for 176 yards, including 92-yard touchdown that was longest in team history and second-longest by a rookie in NFL history...Became first Browns player and fourth rookie in NFL history to record both rushing and receiving touchdowns in back-to-back contests...His 63-yard score Week 4 at Oakland was longest rush by a Browns rookie since 2003 (Lee Suggs, 78 yards)...Also recorded five special teams tackles.

## COLLEGE

Started 40 of 47 games at Georgia, rushing 758 times for 4,769 yards and 44 touchdowns...Added 31 receptions for 361 yards and four scores...Ranked 39th in rushing yards in college football history and second in school history...Notched 24 100-yard rushing games and three 200-yard performances...Started all 15 games as a senior in 2017, carrying the ball 223 times for a career-high 1,345 yards...Reached the end zone a career-high 15 times...Earned AFCA All-America second team honors...Named first team All-Conference...Was an AP All-SEC second team selection...As a junior in 2016, played in all 13 games, making 11 starts...Led the team in rushing with 1,130 yards on 224 carries (5.0 avg.) and eight touchdowns...In his sophomore season in 2015, rushed for 747 yards on 92 carries with seven scores in six starts...Won the Leon Farmer Award...Started eight of 13 games as a true freshman in 2014...Totaled 1,547 rushing yards and 14 touchdowns...His 1,547 rushing yards tied for the fourth most in a single season in school history...Placed second in the SEC with 119.0 rushing yards per game...Averaged 7.1 yards per carry, which ranked first among the SEC's top-10 rushers...Added 18 receptions for 213 yards and 2 touchdowns...Named SEC Freshman of the Year and earned a spot on the Coaches All-SEC first team...Awarded AP SEC Freshman of the Year and AP first team All-SEC...Named to the Freshman All-SEC Team...Tabbed to the 247Sports True Freshman All-America Team and FWAA Freshman All-America team...Nabbed the UGA Newcomer of the Year Award...Named to Phil Steele's First Team All-SEC and Phil Steele's Freshman All-America team...Majored in agricultural business.

## PERSONAL

Given name is Nicholas Jamaal Chubb...Native of Cedartown, Ga...Cousin, Bradley, was a first-round selection by the Denver Broncos in 2018...Family founded a town in northwest Georgia, Chubbtown...His mother is his biggest influence.

**High School** Attended Cedartown High School (Cedartown, Ga.)...Played in the U.S. Army All-American Game as a senior...Led his team to 9-2 record with 2,690 yards rushing and 41 touchdowns...Earned Parade Magazine All-America honorable mention...Named to the Atlanta Journal-Constitution 2013 Super 11 and Class AAAA All-State Team...Earned Georgia Sports Writers Association All-State Class AAAA first team offense honors...Led the state in rushing with 2,721 yards and 38 scores as a junior.

**Community Involvement** Volunteered at the Greater Cleveland Food Bank, preparing Thanksgiving meals for those in need...Hosts youth football camps with Georgia teammate Sony Michel.

**Hobbies/Interests** Participated in intramural basketball while in college...Likes to bowl to pass time and earned a personal-best score of 200 when he was at Georgia...Would be an entrepreneur if he wasn't playing football...Lists I Am Legend as his favorite movie and J. Cole as his favorite musician.



## CHUBB CONTINUED

### CHUBB'S CAREER

Year	Team	RUSHING							RECEIVING					TD
		GP	GS	No	Yds	Avg	Lg	TD	Att	Yds	Avg	Lg	TD	
2018	Cle	16	9	192	996	5.2	92t	8	20	149	7.5	24	2	

**ADDITIONAL STATISTICS:** Special teams tackles - 5.

### CHUBB'S GAME-BY-GAME

#### 2018, CLEVELAND

Date	Opp	GP	GS	RUSHING				TD	RECEIVING					TD
				No	Yds	Avg	Lg		No	Yds	Avg	Lg	TD	
9/9	Pit-T	1		3	21	7.0	17	0	0	0	-	-	0	
9/16	at NO-L	1		2	14	7.0	8	0	0	0	-	-	0	
9/20	NYJ-W	1		2	6	3.0	6	0	0	0	-	-	0	
9/30	at OAK-L	1		3	105	35.0	63t	2	0	0	-	-	0	
10/7	Bal-W	1		3	2	0.7	2	0	0	0	-	-	0	
10/14	LAC-L	1		3	25	8.3	19	0	0	0	-	-	0	
10/21	at TB-L	1	RB	18	80	4.4	21	1	0	0	-	-	0	
10/28	at Pit-L	1		18	65	3.6	20	0	2	10	5.0	8	0	
11/4	KC-L	1	RB	22	85	3.9	17	1	1	5	5.0	5	0	
11/11	at Atl-W	1	RB	20	176	8.8	92t	1	3	33	11.0	13t	1	
11/25	at Cin-W	1	RB	28	84	3.0	27	1	3	44	14.7	23	1	
12/2	at Hou-L	1	RB	9	31	3.4	11	1	3	41	13.7	24	0	
12/9	Car-W	1	RB	13	66	5.1	29	1	4	17	4.3	8	0	
12/15	at Den-W	1	RB	20	100	5.0	40	0	0	0	-	-	0	
12/23	Cin-W	1	RB	19	112	5.9	22	0	2	3	1.5	2	0	
12/30	at Bal-L	1	RB	9	24	2.7	13	0	2	-4	-2.0	-2	0	
<b>2018 totals</b>		<b>16</b>	<b>9</b>	<b>192</b>	<b>996</b>	<b>5.2</b>	<b>92t</b>	<b>8</b>	<b>20</b>	<b>149</b>	<b>7.5</b>	<b>24</b>	<b>2</b>	

### BUILDING THE BROWNS

The winner of multiple Emmy awards, Building the Browns is the team's documentary series that follows the Browns coaching staff, front office and players throughout the year. It provides inside looks at major annual events like the combine, draft and training camp as well as games throughout the season. Episodes air on Cleveland Browns YouTube page and specials can be seen in Cleveland on News 5 (WEWS) during the four weeks surrounding the NFL Draft and accompanying preseason games.





G  
6-4  
306



# AUSTIN CORBETT

**SCHOOL**  
NEVADA

**BORN**  
9/5/1995

**ACQUIRED**  
D2A - '18

**EXP**  
2ND

## TRANSACTIONS

Selected by the Cleveland Browns in the second round (33rd overall) of the 2018 NFL Draft.

## AT A GLANCE

Played in 11 games with one start as a rookie in 2018...Didn't allow a sack in conference play as a senior at Nevada in 2017...Finished his collegiate career with 48 consecutive starts...Enjoys fishing in his free time.

## SEASONAL REVIEWS

**2018** Played in 11 games with one start...(9/16) at NO: In NFL debut, contributed as extra OL and on field goal protect...(10/7) vs. Bal.: During 12-9 overtime division win, started first NFL game as extra OL in jumbo set...Contributed on field goal protect...(11/25) at Cin.: During 35-20 division victory on road, contributed as extra OL in jumbo sets and on field goal protect...Helped Browns go back-to-back weeks with zero sacks allowed for first time since 2007.

## COLLEGE

Started 49 of 50 career games at Nevada...Finished his career with 48 consecutive starts...Started all 12 games in 2017 as a senior...Didn't allow a sack in conference play...Named to the All-Mountain West first team by the conference coaches...Earned a spot in the Reese's Senior Bowl...Named to the All-Mountain West first team by Phil Steele Magazine...Was a semifinalist for the Burlsworth Trophy...Earned All-Mountain West academic honors...Started all 12 games as a junior in 2016...Earned second team All-Mountain West honors for the first time in his career and was named second team All-MW by Phil Steele...As a sophomore in 2015, started in all 12 contests and earned All-Mountain West honorable mention honors...Started 11 games as a redshirt freshman in 2014...Redshirted in 2013...Earned his degree in public health in May 2017.



## PERSONAL

Given name is Austin Christopher Walton Corbett...Native of Sparks, Nev...Son of Theron and Melissa Corbett...Married to former Nevada volleyball player, Madison Morell...Brother, Garrett, played football at San Diego State...Has a younger sister, Krystina...Says his father is his biggest influence in life.

**High School** Attended Reed High School (Sparks, Nev.)...Was a member of two regional championship teams in 2012 and 2013...Named first team All-Region and All-State in 2012...Lettered in wrestling, basketball and track and field...Earned first team All-State in shot put in 2013...Was a member of the National Honor Society and freshman mentor council.

**Hobbies/Interests** Likes to freshwater fish and has been deep sea fishing once...Calls himself an "outdoors lover"...Would be attending medical school to become an orthopedic surgeon if he wasn't playing football...George Strait is his favorite recording artist...Eight Seconds is his favorite movie, while The Office is his favorite television show...Wears a size 16 on his left foot and a size 17 on his right foot.

**Community Involvement** Volunteered for numerous Browns events, including the Rookie Experience-Summer Blitz with Adapted Football League, Taste of the Browns and "Shop with a Pro" at Dick's Sporting Goods.

## CORBETT'S CAREER

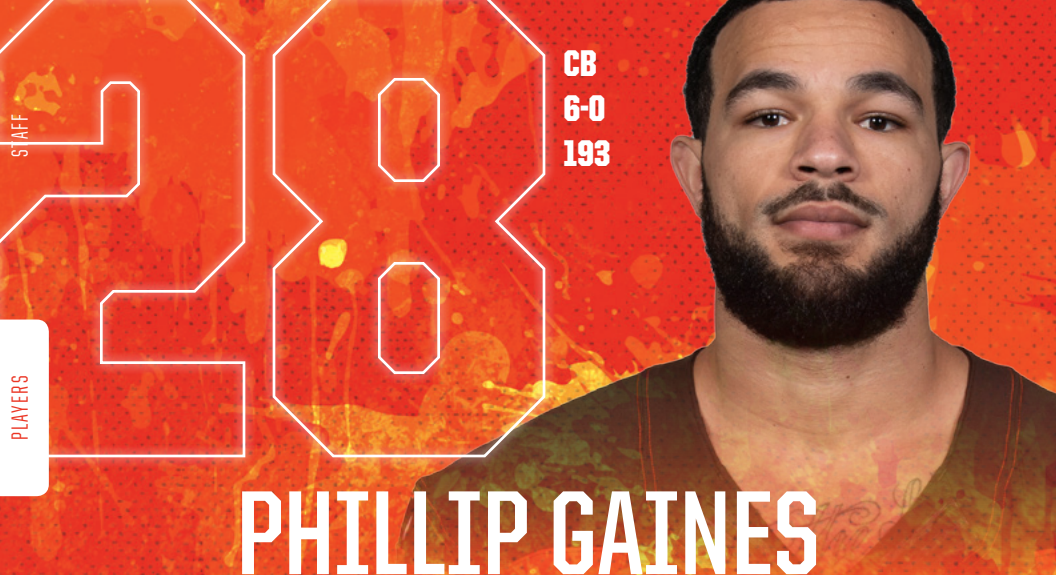
Year	Team	GP	GS
2018	Cle	11	1

**CAREER MILESTONES:** NFL debut: at NO, 9/16/18. First NFL start: vs. Bal., 10/7/18.

## BROWNS TRAINING CAMP

2019 Cleveland Browns training camp features 15 free public practices at the team's facility in Berea, beginning Thursday, July 25. In addition to the upgraded training camp layout that includes more than twice as many seats as the previous format, the Browns modified the ticketing process to ensure as many fans as possible are able to receive an up-close and personal view of the team's preparations for the 2019 season. The Browns changed the field layout in 2017 and 2018 and incorporated additional seating throughout the venue to offer more fans a quality view and experience during training camp, highlighted by an approximately 1,250 seat grandstand. Additional fan-friendly activations include a 40-yard dash, unique photo opportunities, the Puppy Pound and more.





STAFF  
PLAYERS  
2018 SEASON  
HISTORY  
RECORDS  
GAME DAY

CB  
6-0  
193

# PHILLIP GAINES

**SCHOOL**  
RICE

**BORN**  
4/4/1991

**ACQUIRED**  
W (BUF.) - '18

**EXP**  
6TH

## TRANSACTIONS

Drafted by the Kansas City Chiefs in the third round (87th overall) of the 2014 NFL Draft...Signed by the Buffalo Bills on March 29, 2018...Waived by the Bills on Nov. 6, 2018...Claimed by the Cleveland Browns off waivers on Nov. 7, 2018.

## AT A GLANCE

Played in 52 games with 22 starts for his career...Logged 132 tackles, one interception 16 pass breakups and two forced fumbles...Last season with Browns, contributed in four games, compiling six tackles and three special teams stops...Played in seven games (six starts) with Bills to open the season...Born on the Hanscom Air Force Base in Middlesex County, Mass...Has called Massachusetts, Italy and San Antonio, Texas home at certain points of his life.

## SEASONAL REVIEWS

**2018** With Browns, contributed in four games, compiling six tackles (four solo) and three special teams stops...Played in seven games (six starts) with Bills to open the season...With Buffalo, totaled 30 tackles (24 solo) and two passes defended...Waived by Bills and signed by Browns prior to Week 10...(11/11) vs. Atl.: In Browns 28-16 win, contributed on special teams in Browns debut.

**2017** Played in 14 games, starting three, for the Chiefs in 2017...Finished the season with 30 tackles (23 solo), three passes defended and three tackles for loss...(9/24) at LAC: Notched a season-best five total tackles (three solo) while securing first tackle for loss of the season...(10/19) at Oak: In his second start of the season, registering a season-high two passes defended while matching a season-high four solo tackles.



## GAINES CONTINUED

**2016** Played in 11 games (five starts) in 2016, registering career-high marks in solo tackles (41), forced fumbles (two), and passes defended (seven), while securing his only career interception... Missed Weeks 4, 7 and 13 with a knee injury and Weeks 15-16 due to a neck injury...(9/25) vs. NYJ: Set a then career-best mark of seven solo tackles, while knocking the ball away from RB Bilal Powell for first career forced fumble...(10/30) at Ind: Picked off Colts QB Andrew Luck for first career interception...(11/27) at Den: Batted down three pass attempts for a career-best three passes defended...(1/15/17) vs. Pit: Saw action in the Chiefs' AFC Divisional playoff game.

**2015** Started the first three games of the season before being placed on injured reserve (knee).

**2014** Played in 13 games (five starts) in his rookie campaign, recording 17 solo tackles, four passes defended, two tackles for loss and a career-best three special teams tackles...(10/19) at SD: Made first career start, logging first career pass defended...(11/16) vs. Sea: Collected a season-best five solo stops in third career start.

## COLLEGE

Appeared in 51 career games for the Rice Owls, becoming the institution's first defensive back selected in the NFL Draft since Larry Brune in 1976...Was a two-time All-Conference USA selection for the Owls, finishing his career by establishing a school record of 38 passes defended...Had a career-best 18 passes defended in 2012.

## PERSONAL

Native of Converse, Texas...Born on the Hanscom Air Force Base in Middlesex County, Mass...Has called Massachusetts, Italy and San Antonio, Texas home at certain points of his life.

**High School** Attended Judson High School (Converse, Texas), helping Judson reach the state championship game his junior season...Also participated in track & field, finishing third at the state track meet as a junior in the 4x100m relay.

**Community Involvement** Active in the NFL's Salute to Service initiative, coming from a family of U.S. Air Force veterans.

## GAINES' CAREER

Year	Team	GP	GS	TACKLES				INTERCEPTIONS				FUMBLES				
				Tot	Solo	Asst	Sk	Yds	No	Yds	Lg	TD	PD	FF	FR	Yds
2014	KC	13	5	17	17	0	0.0	0.0	0	0	-	0	4	0	0	0
2015	KC	3	3	6	5	1	0.0	0.0	0	0	-	0	0	0	0	0
2016	KC	11	5	43	41	2	0.0	0.0	1	0	0	0	7	2	0	0
2017	KC	14	3	30	23	7	0.0	0.0	0	0	-	0	3	0	0	0
2018	Buf	7	6	30	24	6	0.0	0.0	0	0	-	0	2	0	0	0
	Cle	4	0	6	4	0	0.0	0.0	0	0	-	0	0	0	0	0
2018 totals		11	6	36	28	8	0.0	0.0	0	0	-	0	0	0	0	0
NFL totals		52	22	132	114	18	0.0	0.0	1	0	0	0	16	2	0	0

**ADDITIONAL STATISTICS:** Interceptions - Andrew Luck (1). Sacks - 0. Special teams tackles - 3 in 2014, 1 in 2016, 3 in 2018; NFL totals: 7.

**SINGLE-GAME HIGHS & CAREER MILESTONES:** TACKLES: Total - 10, vs. NE, 10/29/18. Solo - 9, vs. NE, 10/29/18. INTERCEPTIONS: 1, at Ind., 10/30/16. Yards - 0, at Ind., 10/30/16. Long - 0, at Ind., 10/30/16. TDs - 0. FUMBLES: Forced - 1, twice: vs. NYJ, 9/25/16; vs. Jax, 11/6/16. Recovered - 0. PASSES DEFENSED: 3, at Den., 11/27/16. SACKS: 0. NFL debut: vs. Ten., 9/7/14. First NFL start: at SD, 10/19/14.



# GAINES CONTINUED

## GAINES' GAME-BY-GAME

### 2018, BUFFALO

Date	Opp	GP	GS	Tot	So	As	Sk	Yd	Int	Yd	Lg	TD	PD	FF	FR
9/9	at Bal-L	1	CB	4	3	1	0.0	0.0	0	0	-	0	1	0	0
9/16	LAC-L	1	DB	1	1	0	0.0	0.0	0	0	-	0	0	0	0
9/23	at Min-W						***inactive -- elbow***								
9/30	at GB-L						***inactive -- elbow***								
10/7	Ten-W	1		2	2	0	0.0	0.0	0	0	-	0	0	0	0
10/14	at Hou-L	1	CB	7	3	4	0.0	0.0	0	0	-	0	1	0	0
10/21	at Ind-L	1	CB	2	2	0	0.0	0.0	0	0	-	0	0	0	0
10/29	NE-L	1	CB	10	9	1	0.0	0.0	0	0	-	0	0	0	0
11/4	Chi-L	1	CB	4	4	0	0.0	0.0	0	0	-	0	0	0	0

### 2018, CLEVELAND

Date	Opp	GP	GS	Tot	So	As	Sk	Yd	Int	Yd	Lg	TD	PD	FF	FR
11/11	Atl-W	1		0	0	0	0.0	0.0	0	0	-	0	0	0	0
11/25	at Cin-W	1		0	0	0	0.0	0.0	0	0	-	0	0	0	0
12/2	at Hou-L	1		6	4	2	0.0	0.0	0	0	-	0	0	0	0
12/9	Car-W						***inactive -- knee***								
12/15	at Den-W						***inactive -- knee***								
12/23	Cin-W						***inactive -- knee***								
12/30	at Bal-L	1		0	0	0	0.0	0.0	0	0	-	0	0	0	0
2018 totals		11	6	36	28	8	0.0	0.0	0	0	-	0	2	0	0

### 2017, KANSAS CITY

Date	Opp	GP	GS	Tot	So	As	Sk	Yd	Int	Yd	Lg	TD	PD	FF	FR
9/7	at NE-W	1		4	4	0	0.0	0.0	0	0	-	0	0	0	0
9/17	Phi-W	1		3	3	0	0.0	0.0	0	0	-	0	1	0	0
9/24	at LAC-W	1		5	3	2	0.0	0.0	0	0	-	0	0	0	0
10/2	Was-W	1		1	1	0	0.0	0.0	0	0	-	0	0	0	0
10/8	at Hou-W	1	CB	3	2	1	0.0	0.0	0	0	-	0	0	0	0
10/15	Pit-L	1		5	1	4	0.0	0.0	0	0	-	0	0	0	0
10/19	at Oak-L	1	CB	4	4	0	0.0	0.0	0	0	-	0	2	0	0
10/30	Den-W	1		0	0	0	0.0	0.0	0	0	-	0	0	0	0
11/5	at Dal-L	1		0	0	0	0.0	0.0	0	0	-	0	0	0	0
11/19	at NYG-L	1		2	2	0	0.0	0.0	0	0	-	0	0	0	0
11/26	Buf-L	1		0	0	0	0.0	0.0	0	0	-	0	0	0	0
12/3	at NYJ-L	1		0	0	0	0.0	0.0	0	0	-	0	0	0	0
12/10	Oak-W	1		0	0	0	0.0	0.0	0	0	-	0	0	0	0
12/16	LAC-W						***inactive -- coach's decision***								
12/24	Mia-W						***inactive -- coach's decision***								
12/31	at Den-W	1	CB	3	3	0	0.0	0.0	0	0	-	0	0	0	0
2017 totals		14	3	30	23	7	0.0	0.0	0	0	-	0	3	0	0



# GAINES CONTINUED

STAFF

PLAYERS

2018 SEASON

HISTORY

RECORDS

GAME DAY

## 2016, KANSAS CITY

Date	Opp	GP	GS	Tot	So	As	Sk	Yd	Int	Yd	Lg	TD	PD	FF	FR
9/11	SD-W	1	CB	4	4	0	0.0	0	0	0	-	0	0	0	0
9/18	at Hou-L	1	CB	5	5	0	0.0	0	0	0	-	0	1	0	0
9/25	NYJ-W	1	CB	7	7	0	0.0	0	0	0	-	0	0	1	0
10/2	at Pit-L					***inactive -- knee***									
10/16	at Oak-W	1		2	2	0	0.0	0	0	0	-	0	0	0	0
10/23	NO-W					***inactive -- knee***									
10/30	at Ind-W	1		4	4	0	0.0	0	1	0	0	0	2	0	0
11/6	Jax-W	1	CB	7	7	0	0.0	0	0	0	-	0	1	1	0
11/13	at Car-W	1		2	2	0	0.0	0	0	0	-	0	0	0	0
11/20	TB-L	1		5	4	1	0.0	0	0	0	-	0	0	0	0
11/27	at Den-W	1	CB	4	3	1	0.0	0	0	0	-	0	3	0	0
12/4	Atl-W					***inactive -- knee***									
12/8	Oak-W	1		1	1	0	0.0	0	0	0	-	0	0	0	0
12/18	Ten-L					***inactive -- neck***									
12/25	at Den-W					***inactive -- neck***									
1/1	at SD-W	1		2	2	0	0.0	0	0	0	-	0	0	0	0
2016 totals		11	5	43	41	2	0.0	0	1	0	0	0	7	2	0
1/15	Pit-L1	1		0	0	0	0.0	0	0	0	-	0	0	0	0

## 1-AFC Divisional Playoff

## 2015, KANSAS CITY

Date	Opp	GP	GS	Tot	So	As	Sk	Yd	Int	Yd	Lg	TD	PD	FF	FR
9/13	at Hou-W	1	CB	0	0	0	0.0	0	0	0	-	0	0	0	0
9/17	Den-L	1	CB	4	3	1	0.0	0	0	0	-	0	0	0	0
9/28	at GB-L	1	CB	2	2	0	0.0	0	0	0	-	0	0	0	0
10/4	at Cin-L					***injured reserve -- knee***									
10/11	Chi-L					***injured reserve -- knee***									
10/18	at Min-L					***injured reserve -- knee***									
10/25	Pit-W					***injured reserve -- knee***									
11/1	Det-W					***injured reserve -- knee***									
11/15	at Den-W					***injured reserve -- knee***									
11/22	at SD-W					***injured reserve -- knee***									
11/29	Buf-W					***injured reserve -- knee***									
12/6	at Oak-W					***injured reserve -- knee***									
12/13	SD-W					***injured reserve -- knee***									
12/20	at Bal-W					***injured reserve -- knee***									
12/27	Cle-W					***injured reserve -- knee***									
1/3	Oak-W					***injured reserve -- knee***									
2015 totals		3	3	6	5	1	0.0	0	0	0	-	0	0	0	0

## 2014, KANSAS CITY

Date	Opp	GP	GS	Tot	So	As	Sk	Yd	Int	Yd	Lg	TD	PD	FF	FR
9/7	Ten-L	1		0	0	0	0.0	0	0	0	-	0	0	0	0
9/14	at Den-L	1		0	0	0	0.0	0	0	0	-	0	0	0	0
9/21	at Mia-W	1		0	0	0	0.0	0	0	0	-	0	0	0	0
9/29	NE-W	1		0	0	0	0.0	0	0	0	-	0	0	0	0
10/5	at SF-L	1		0	0	0	0.0	0	0	0	-	0	0	0	0
10/19	at SD-W	1	DB	0	0	0	0.0	0	0	0	-	0	1	0	0
10/26	StL-W	1		2	2	0	0.0	0	0	0	-	0	0	0	0
11/2	NYJ-W	1	CB	4	4	0	0.0	0	0	0	-	0	0	0	0
11/9	at Buf-W	1		0	0	0	0.0	0	0	0	-	0	0	0	0
11/16	Sea-W	1	CB	5	5	0	0.0	0	0	0	-	0	0	0	0
11/20	at Oak-L	1		1	1	0	0.0	0	0	0	-	0	0	0	0
11/30	Den-L	1	CB	4	4	0	0.0	0	0	0	-	0	1	0	0
12/7	at Atl-L	1	CB	1	1	0	0.0	0	0	0	-	0	2	0	0
12/14	Oak-W					***inactive -- concussion***									
12/21	at Pit-L					***inactive -- concussion***									
12/28	SD-W					***inactive -- illness***									
2014 totals		13	5	17	17	0	0.0	0	0	0	-	0	4	0	0





DE  
6-4  
272

# MYLES GARRETT

## PRO BOWLS



## SCHOOL

TEXAS A&M

## BORN

12/29/1995

## ACQUIRED

DIA - '173RD

## EXP

## TRANSACTIONS

Selected by the Cleveland Browns in the first round (1st overall) of the 2017 NFL Draft.

## AT A GLANCE

Recorded 20.5 career sacks, the most by a Browns player in first two seasons...His 13.5 sacks in 2018, were the second-most by a Brown in a single-season (Reggie Camp 14 in 1984)...Named to first career Pro Bowl and earned second-team All-Pro honors in 2018...Earned first-team All-America accolades in 2015 and 2016 en route to becoming Texas A&M's first-ever No. 1 overall selection in program history...Brother, Sean Williams, was selected No. 17 overall by the New Jersey Nets in 2007, and sister, Brea Garrett, was an NCAA champion weight thrower on Texas A&M's track and field team...Writes his own poetry and has a love for '70s music.

## CAREER HIGHLIGHTS

Recorded 20.5 career sacks, the most by a Browns player in first two seasons...Registered 13.5 sacks in 2018, the second-most by a Brown in a single-season (Reggie Camp 14 in 1984)...Named to first career Pro Bowl and earned second-team All-Pro honors in 2018...Named to 2017 PFWA All-Rookie team.



## SEASONAL REVIEWS

**2018** Named to first career Pro Bowl...Second-team All-Pro selection...Voted captain by teammates...Led Browns with 13.5 sacks, sixth-most in NFL and second-most for Cleveland in one season...Recorded 20.5 sacks in 27 career games, most by a Brown in first two seasons...Forced career-high three fumbles on the season...Blocked first career field goal in Week 12...Started all 16 games, compiling career bests with 44 tackles and three passes defended.

**2017** Named to PFWA All-Rookie team...Led the Browns with seven sacks, which was tied for second among all NFL rookies in 2017 and tied for third-most ever by a Browns rookie despite playing just 11 games...Recorded 31 tackles, one pass defended, one forced fumble and one fumble recovery...Joined DT Tommy Kelly (2004 Raiders) and LB Barkevious Mingo (2013 Browns) as only rookies since 2004 with sack in each of first three NFL games...Named team's Maurice Basset Award winner, given to team's most outstanding rookie during training camp...(10/8) vs NYJ: On first NFL play, dropped Josh McCown for an 8-yard loss on third down...Added second sack on third down late in second quarter...Became first No. 1 overall pick with multiple sacks in first game and first Brown with at least two sacks in his NFL debut since 1988.

## COLLEGE

Played in 36 career games at Texas A&M, notching 145 total tackles and 32.5 sacks...Earned first-team All-America honors from Walter Camp, FWAA, Associated Press, AFCA and Sporting News...Finalist for the Rotary Lombardi Award and Bednarik Award in 2016...First-team All-American from Walter Camp and FWAA in 2015, as well as a Rotary Lombardi Award and Hendricks Award finalist...2014 freshman All-American, second-team All-SEC...Totaled 8.5 sacks and 15.0 tackles for loss in 2016...Finished the regular season as the SEC leader in sacks with 12.5 as a sophomore in 2015 and added 59 tackles, 19.5 tackles for loss, five forced fumbles and one interception...Holds the Texas A&M and SEC freshman record for sacks with 11.5...Named a consensus freshman All-American and All-SEC player in 2014, as well as his team's Defensive MVP, after totaling 53 tackles and 14 tackles for loss...Set a program freshman record with 3.5 sacks vs. Louisiana-Monroe...Majored in university studies with a concentration in global arts, planning, design and construction...Minored in business administration and geology.

## PERSONAL

Given name is Myles Lorenz Garrett...Son of Audrey and Lawrence Garrett...Native of Arlington, Texas...His brother, Sean Williams, was selected No. 17 overall by the New Jersey Nets in 2007 and has professional experience in the NBA and internationally...His sister, Brea Garrett, was an NCAA champion weight thrower on Texas A&M's track and field team.

**High School** Attended Martin High School (Arlington, Texas)...Became first person in school history to be drafted into the NFL...Received Texas Class 5A Defensive Player of the Year accolades following his final season...Also lettered in basketball and track in high school.

**Community Involvement** Participated in My Cause My Cleats 2017, benefitting the Waterboys organization, which helps build wells in East Africa to provide the life-saving resource of clean water to communities who desperately need it...Participated in My Cause My Cleats in 2018, benefitting the National Multiple Sclerosis Society, which his grandmother, Pauline White Johnson, was diagnosed with...Volunteered at numerous Cleveland youth football camps and visited local hospitals and schools...Stuffed USO care packages and deployment bags for service members.

**Hobbies/Interests** Enjoys studying dinosaurs in his free time...Often reads and writes his own poetry...Enjoys listening to '70s music.



# GARRETT CONTINUED

## GARRETT'S CAREER

Year	Team	GP	TACKLES				INTERCEPTIONS				FUMBLES				
			GS	Tot	Solo	Asst	Sk	Yds	No	Yds	Lg	TD	PD	FF	FR
2017	Cle	11	9	31	19	12	7.0	44.0	0	0	-	0	1	1	0
2018	Cle	16	16	44	35	9	13.5	81.5	0	0	-	0	3	3	0
NFL totals		27	25	75	54	21	20.5	125.5	0	0	-	0	4	4	0

**ADDITIONAL STATISTICS:** Multiple sack games - 5 (2 at NYJ, 10/8/17; 2 vs. Pit, 9/9/18; 2 vs. NYJ, 9/20/18; 2 at TB, 10/21/18, 1.5 at Hou., 12/2/18). **Career sacks:** Ben Roethlisberger (3.0), Deshaun Watson (2.5), Sam Darnold (2.0), Josh McCown (2.0), Jameis Winston (2.0), Andy Dalton (1.0), Jeff Driskel (1.0), Lamar Jackson (1.0), Landry Jones (1.0), Patrick Mahomes (1.0), Marcus Mariota (1.0), Cam Newton (1.0), Mitchell Trubisky (1.0), Derek Carr (0.5). **Blocked FG** - 1, at Cin., 11/25/18.

**SINGLE-GAME HIGHS & CAREER MILESTONES:** **TACKLES:** Total - 9, at Oak., 9/30/18. Solo - 7, at Oak., 9/30/18. **INTERCEPTIONS:** None. **Yards** - 0. **TDs** - None. **FUMBLES:** Forced - 2, vs. Pit., 9/9/18. Recovered - 1, vs. Jax., 11/19/17. **PASSES DEFENSED:** 1, four times; last: vs. LAC, 10/14/18. **SACKS:** 2, four times; last: at TB, 10/21/18. **NFL debut:** vs. NYJ, 10/8/17. **First NFL start:** vs. Ten., 10/22/17. **First NFL sack:** vs. NYJ, 10/8/17 on first NFL snap.

## GARRETT'S GAME-BY-GAME

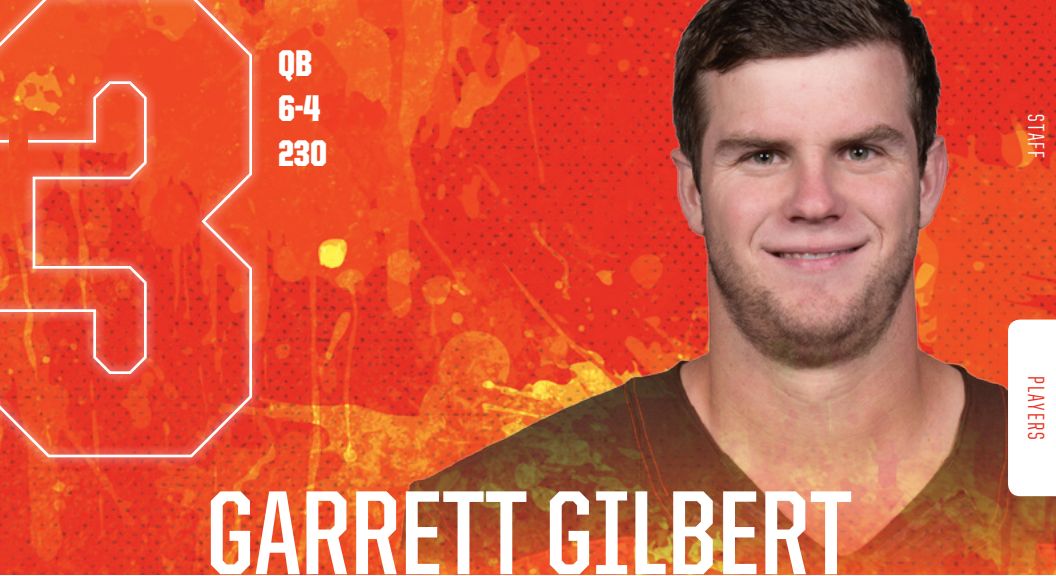
### 2018, CLEVELAND

Date	Opp	GP	GS	Tot	So	As	Sk	Yd	Int	Yd	Lg	TD	PD	FF	FR
9/9	Pit-T	1	DE	6	5	1	2.0	12.0	0	0	-	0	1	2	0
9/16	NO-L	1	DE	1	1	0	0.0	0.0	0	0	-	0	0	0	0
9/20	NYJ-W	1	DE	3	3	0	2.0	8.0	0	0	-	0	1	0	0
9/30	at Oak-L	1	DE	9	7	2	0.5	1.5	0	0	-	0	0	0	0
10/7	Bal-W	1	DE	2	1	1	0.5	2.0	0	0	-	0	0	0	0
10/14	LAC-L	1	DE	1	0	1	0.0	0.0	0	0	-	0	1	0	0
10/21	at TB-L	1	DE	2	2	0	2.0	12.0	0	0	-	0	0	1	0
10/28	at Pit-L	1	DE	1	1	0	1.0	4.0	0	0	-	0	0	0	0
11/4	KC-L	1	DE	2	2	0	1.0	13.0	0	0	-	0	0	0	0
11/11	Atl-W	1	DE	1	1	0	0.0	0.0	0	0	-	0	0	0	0
11/25	at Cin-W	1	DE	1	1	0	1.0	12.0	0	0	-	0	0	0	0
12/2	Hou-L	1	DE	3	2	1	1.5	9.0	0	0	-	0	0	0	0
12/9	Car-W	1	DE	5	4	1	1.0	1.0	0	0	-	0	0	0	0
12/15	at Den-W	1	DE	1	1	0	0.0	0.0	0	0	-	0	0	0	0
12/23	Cin-W	1	DE	5	3	2	0.0	0.0	0	0	-	0	0	0	0
12/30	at Bal-L	1	DE	1	1	0	1.0	7.0	0	0	-	0	0	0	0
2018 totals		16	16	44	35	9	13.5	81.5	0	0	-	0	3	3	0

### 2017, CLEVELAND

Date	Opp	GP	GS	Tot	So	As	Sk	Yd	Int	Yd	Lg	TD	PD	FF	FR
9/10	Pit-L						***inactive -- ankle***								
9/17	Bal-L						***inactive -- ankle***								
9/24	at Ind-L						***inactive -- ankle***								
10/01	Cin-L						***inactive -- ankle***								
10/08	NYJ-L	1		2	2	0	2.0	12.0	0	0	-	0	0	0	0
10/15	at Hou-L	1		5	2	3	1.0	8.0	0	0	-	0	0	0	0
10/22	Ten-L	1	DE	4	3	1	1.0	7.0	0	0	-	0	0	0	0
10/29	Min-L						***inactive -- concussion***								
11/12	at Det-L	1	DE	1	1	0	0.0	0.0	0	0	-	0	0	0	0
11/19	Jax-L	1	DE	3	1	2	0.0	0.0	0	0	-	0	0	0	1
11/26	at Cin-L	1	DE	2	2	0	1.0	5.0	0	0	-	0	0	0	0
12/03	LAC-L	1	DE	4	2	2	0.0	0.0	0	0	-	0	0	0	0
12/10	GB-L	1	DE	4	1	3	0.0	0.0	0	0	-	0	0	0	0
12/17	Bal-L	1	DE	2	1	1	0.0	0.0	0	0	-	0	1	0	0
12/24	Chi-L	1	DE	1	1	0	1.0	8.0	0	0	-	0	0	0	0
12/31	at Pit-L	1	DE	3	3	0	1.0	4.0	0	0	-	0	0	1	0
2017 totals		11	9	31	19	12	7.0	44.0	0	0	-	0	1	1	1





QB  
6-4  
230

STAFF

PLAYERS

# GARRETT GILBERT

2018 SEASON

**SCHOOL**  
SMU

**BORN**  
7/1/1991

**ACQUIRED**  
FA - '19 2ND

**EXP**

## TRANSACTIONS

Selected by the St. Louis Rams in the sixth round (214th overall) of the 2014 NFL Draft...Waived by the Rams on Aug. 30, 2014...Added to the Rams' practice squad on Sept. 1, 2014...Released from the Rams' practice squad on Oct. 28, 2014...Added to the New England Patriots' practice squad on Dec. 17, 2014...Signed by the Patriots on Feb. 5, 2015...Waived by the Patriots on June 11, 2015...Claimed via waivers by the Detroit Lions on June 12, 2015...Waived by the Lions on Aug. 31, 2015...Signed to the Oakland Raiders' practice squad on Aug. 8, 2015...Signed by the Raiders on Jan. 5, 2016...Waived by the Raiders on May 24, 2016...Added to the Raiders' practice squad on Jan. 3, 2017...Released from the Raiders' practice squad on Jan. 16, 2017...Signed by the Carolina Panthers on March 24, 2017...Waived by the Panthers on Sept. 2, 2017...Added to the Panthers' practice squad on Sept. 3, 2017...Elevated to the Panthers' active roster on Oct. 16, 2017...Waived by the Panthers on Sept. 1, 2018...Signed by the Panthers on Dec. 26, 2018...Waived by the Panthers on Dec. 31, 2018...Signed by the Cleveland Browns on April 5, 2019.

HISTORY

## AT A GLANCE

Played in one career game in the NFL...Was a member of the former Alliance of American Football, leading the league with 157 completions for a league-best 2,152 yards as an Orlando Apollo...Attended Lake Travis High School in Austin, Texas, the same former high school of current teammate QB Baker Mayfield.

RECORDS

## SEASONAL REVIEWS

**2018** Saw action in one game for the Panthers, his first career, completing two passes for 40 yards.

**2017** Spent the first six weeks of the season on the Panthers' practice squad and was inactive the final 10 games of the season.

**2016** Spent the majority of the season as a free agent, but was added to the Raiders' practice squad for the postseason.

GAME DAY



## GILBERT CONTINUED

**2015** Spent the entire 2015 season on Oakland's practice squad.

**2014** Spent time on the Rams' and Patriots' practice squads.

### COLLEGE

Finished career at Southern Methodist after transferring from Texas, following graduation, with two seasons of eligibility remaining...Combined to play in 47 games with 37 starts and pass for 9,761 yards and 49 touchdowns...Completed 908 of 1,548 passes...Rushed for 1,013 yards and 20 touchdowns on 295 carries...Started 23 games at SMU and connected on 603 of 1,010 passes for 6,460 yards and 36 touchdowns...Ranked first in school history with nine 300-yard passing efforts, second in completions and passing yards and third in pass attempts...Played in 24 games with 14 starts at Texas and hit on 305 of 538 passes for 3,301 yards and 13 touchdowns...Earned a degree in sports management.

### PERSONAL

Native of Austin, Texas...Father, Gale, played QB for eight seasons with Seattle, Buffalo and San Diego and is the only player in NFL history to be a member of five consecutive Super Bowl teams...Was a member of the former Alliance of American Football, leading the league with 157 completions for a league-best 2,152 yards as an Orlando Apollo.

**High School** Attended Lake Travis High School (Austin, Texas), also the former high school of current teammate QB Baker Mayfield.

### GILBERT'S CAREER

PASSING														
Year	Team	GP	GS	Att	Cmp	Pct	Yds	Yds/Att	TD	Int	Lg	Sk	Yds Lst	Rating
2018	Car	1	0	3	2	66.7	40	13.3	0	0	31	1	5	109.7

RUSHING								
Year	Team	GP	GS	No	Yds	Avg	Lg	TD
2018	Car	1	0	0	0	0	-	0

### HATS OFF TO OUR HEROES

Following the tragedy on Sept. 11, 2001, the Cleveland Browns created the Hats Off to Our Heroes program to recognize and salute the accomplishments and services of those from the local community.

The Browns honor and salute each branch of the military, as well as every day local heroes, during each regular season home game. These men and women join the team as special guests seated in the Honor Row and are recognized at the end of the first quarter.

The Cleveland Browns Hats Off to Our Heroes program was awarded the 2003 Best Single Program Award from the World Sports Humanitarian Hall of Fame.



TE  
6-7  
230

# DEMETRIUS HARRIS

## SCHOOL

MILWAUKEE

## BORN

7/29/1991

## ACQUIRED

UFA (KC) - '19

## EXP

6TH

## TRANSACTIONS

Signed by the Kansas City Chiefs as an undrafted free agent on May 1, 2013...Waived by the Chiefs on Aug. 31, 2013...Added to the Chiefs' practice squad on Sept. 1, 2013...Released from the Chiefs' practice squad on Dec. 18, 2013...Signed by the Chiefs on Jan. 6, 2014...Signed by the Cleveland Browns as an unrestricted free agent on March 14, 2019.

## AT A GLANCE

Played in 71 career games with 33 starts, accruing 57 receptions for 605 yards and six touchdowns...Posted a career-high three scoring grabs in 2018...Played basketball at Milwaukee after forgoing a football offer at Arkansas State upon high school graduation.

## SEASONAL REVIEWS

**2018** Started four of 11 games, posting 12 receptions for 164 yards and three touchdowns...Started one of two postseason games...(10/1) at Den.: Caught two passes for a season-high 59 yards...Registered season highs with three receptions in back-to-back games at Oakland (12/2) and versus Baltimore (12/9).

**2017** Played all 16 games with seven starts, adding career highs in receptions (18) and receiving yards (224)...Caught one touchdown pass...Recorded career highs with two catches for 22 yards in the playoffs...(9/7) at NE: Caught his lone touchdown pass of the season...(12/24) vs. Mia.: Notched a season-high four receptions...(12/31) at Den.: Caught three passes for a season-high 73 yards.

**2016** Appeared in every game with a career-high 11 starts...Caught 17 passes for 123 yards and a score...Played in one postseason contest...(9/25) vs. NYJ: Recovered a fumble on special teams and returned it 27 yards for a touchdown...(12/25) vs. Den.: Posted seasons highs with six receptions for 37 yards and a touchdown.



## HARRIS CONTINUED

**2015** Played in all 16 regular season games for the first time in his career with nine starts...Caught seven passes for 74 yards and a touchdown...Made his postseason debut in two games, along with one start, and added a 10-yard reception.

**2014** Saw action in eight games with three starts...Tallied three receptions for 20 yards...Finished the season on the injured reserve list with an ankle injury...(9/7) vs. Ten.: Made NFL debut...(9/14) at Den.: Caught his first career pass for 10 yards...(9/21 at Mia.: Made his first career start at WR.

**2013** Spent the majority of the season on the Chiefs' practice squad.

## COLLEGE

Did not play football...Played basketball at Milwaukee as the team's power forward...Originally signed on to play football at Arkansas State after high school, but then decided to pursue his basketball career...As a senior, he led the team in rebounding and finished ninth in the league in field goal shooting...Played two seasons at Mineral Area Community College...Majored in information technology.

## PERSONAL

Native of Jacksonville, Ark.

**High School** Attended Jacksonville High School (Jacksonville, Ark.)...All-state football and basketball player...Won a state title in basketball.

## HARRIS' CAREER

		RECEIVING							RUSHING					
Year	Team	GP	GS	No	Yds	Avg	Lg	TD	Att	Yds	Avg	Lg	TD	
2014	KC	8	3	3	20	6.7	10	0	0	0	-	-	0	
2015	KC	16	9	7	74	10.6	25	1	0	0	-	-	0	
2016	KC	16	11	17	123	7.2	13	1	0	0	-	-	0	
2017	KC	16	7	18	224	12.4	51	1	0	0	-	-	0	
2018	KC	15	3	12	164	13.7	35	3	0	0	-	-	0	
NFL totals		71	33	57	605	10.12	51	6	0	0	-	-	0	
PLAYOFFS														
2015	KC	2	1	1	10	10	10	0	0	0	0	0	0	
2016	KC	1	0	0	0	-	-	0	0	0	0	0	0	
2017	KC	1	0	2	22	11	13	0	0	0	0	0	0	
2018	KC	2	1	1	2	2	2	0	0	0	0	0	0	
NFL totals		6	2	4	34	7.67	13	0	0	0	0	0	0	

**ADDITIONAL STATISTICS:** 100-Yard receiving games: None. Multiple -TD games: None. Fumble recovery: 1, vs. NYJ, 9/25/16.

**SINGLE-GAME HIGHS & CAREER MILESTONES:** RECEIVING: Receptions - 6, vs. Den., 12/25/16. Yards - 73, at Den., 12/31/17. TDs: 1, six times; last, 12/2/18 at Oak (13 yards, P. Mahomes). Long - 17, vs. Cin., 10/21/18. NFL Debut: 9/7/14 vs. Ten. First NFL Start: 9/21/14 vs. Mia. First NFL reception: 9/14/14 at Den (10 yards, A. Smith). First NFL TD: 12/27/15 vs. Cle (15 yards, A. Smith).



## HARRIS' GAME-BY-GAME

### 2018, KANSAS CITY

Date	Opp	GP	GS	No	Yds	Avg	Lg	TD
9/9	at LAC-W	***reserved/suspended by commissioner***						
9/16	at Pit-W	1		0	0	-	-	0
9/23	SF-W	1		1	13	13	13t	1
10/1	at Den-W	1		2	59	29.5	35	0
10/7	Jax-W	1		1	5	5	5	0
10/14	at NE-L	1		0	0	-	-	0
10/21	Cin-W	1		1	17	17	17t	1
10/28	Den-W	1	TE	0	0	-	-	0
11/4	at Cle-W	1		0	0	-	-	0
11/11	Ari-W	1		0	0	-	-	0
11/19	at Lar-L	1	TE	1	3	3	3	-
12/2	at Oak-W	1		3	39	13	16	0
12/9	Bal-W	1	TE	3	28	9.3	15	0
12/13	LAC-L	1		0	0	-	-	0
12/23	at Sea-L	1		0	0	-	-	0
12/30	Oak-W	1		0	0	-	-	0
<b>2018 totals</b>		<b>15</b>	<b>3</b>	<b>12</b>	<b>164</b>	<b>13.7</b>	<b>35</b>	<b>3</b>
1/12/19	Ind-W1	1	1	0	0	-	-	0
1/20/19	NE-L2	1	0	1	2	2	2	0
<b>1-AFC Divisional Round; 2-AFC Championship</b>								

### 2016, KANSAS CITY

Date	Opp	GP	GS	No	Yds	Avg	Lg	TD
9/11	SD-W	1		2	20	10	13	0
9/18	at Hou-L	1	TE	0	0	-	-	0
9/25	NYJ-W	1	TE	2	14	7	8	0
10/2	at Pit-L	1	TE	1	12	12	12	0
10/16	at Oak-W	1	TE	1	11	11	11	0
10/23	NO-W	1		1	10	10	10	0
10/30	at Ind-W	1		3	13	4.3	12	0
11/6	Jax-W	1	TE	0	0	-	-	0
11/13	at Car-W	1		0	0	-	-	0
11/20	TB-L	1	TE	0	0	-	-	0
11/27	at Den-W	1	TE	0	0	-	-	0
12/4	at At-W	1		1	6	6	6	0
12/8	Oak-W	1	TE	-	-	-	-	-
12/18	Ten-L	1	TE	-	-	-	-	-
12/25	Den-W	1	TE	6	37	6.2	11	1
1/1	at SD-W	1	TE	0	0	-	-	0
<b>2016 totals</b>		<b>16</b>	<b>11</b>	<b>17</b>	<b>123</b>	<b>7.2</b>	<b>13</b>	<b>1</b>
1/15/17	Pit-L1	1	0	0	0	-	-	0
<b>1-AFC Divisional Round</b>								

### 2017, KANSAS CITY

Date	Opp	GP	GS	No	Yds	Avg	Lg	TD
9/7	at NE-W	1	TE	2	15	7.5	8	1
9/17	Phi-W	1	TE	0	0	-	-	0
9/24	at LAC-W	1	TE	0	0	-	-	0
10/2	Was-W	1		0	0	-	-	0
10/8	at Hou-W	1		3	21	7	11	0
10/15	Pit-L	1		0	0	-	-	0
10/19	at Oak-L	1	TE	2	16	8	12	0
10/30	Den-W	1	TE	0	0	-	-	0
11/5	Dal-L	1		0	0	-	-	0
11/19	at NYG-L	1	TE	0	0	-	-	0
11/26	Buf-L	1		2	33	16.5	28	0
12/3	at NYJ-L	1		0	0	-	-	0
12/10	Oak-W	1		1	25	25	25	0
12/16	LAC-W	1		1	7	7	7	0
12/24	Mia-W	1		4	34	8.5	15	0
12/31	at Den-W	1	TE	3	73	24.3	51	0
<b>2017 totals</b>		<b>16</b>	<b>7</b>	<b>18</b>	<b>224</b>	<b>12.4</b>	<b>51</b>	<b>1</b>
1/6/18	Ten-L1	1	0	2	22	11	13	0
<b>1-AFC Wild Card</b>								

### 2015, KANSAS CITY

Date	Opp	GP	GS	No	Yds	Avg	Lg	TD
9/13	at Hou-W	1		0	0	-	-	0
9/17	Den-L	1	TE	0	0	-	-	0
9/28	at GB-L	1	TE	0	0	-	-	0
10/4	at Cin-L	1	TE	0	0	-	-	0
10/11	Chi-L	1		0	0	-	-	0
10/18	at Min-L	1	TE	2	15	7.5	9	0
10/25	PitW	1		0	0	-	-	0
11/1	Det-W	1	TE	0	0	-	-	0
11/15	at Den-W	1	TE	0	0	-	-	0
11/22	at SD-W	1	TE	2	26	13	25	0
11/29	Buf-W	1	TE	0	0	-	-	0
12/6	at Oak-W	1	TE	0	0	-	-	0
12/13	SD-W	1		2	18	9	12	0
12/20	at Bal-W	1		0	0	-	-	0
12/27	Cle-W	1		0	0	-	-	0
1/3	Oak-W	1		1	15	15	15T	1
<b>2015 totals</b>		<b>16</b>	<b>9</b>	<b>7</b>	<b>74</b>	<b>10.6</b>	<b>25</b>	<b>1</b>
1/9/16	at Hou-W1	1	0	-	-	-	-	-
1/16/16	at NE-L2	1	1	1	10	10	10	0
<b>1-AFC Wild Card; 2-AFC Divisional Round</b>								



## HARRIS CONTINUED

### 2014, KANSAS CITY

Date	Opp	GP	GS	No	Yds	Avg	Lg	TD
9/7	Ten-L	1		-	-	-	-	-
9/14 at	Den-L	1		1	10	10	10	0
9/21 at	Mia-W	1	TE	-	-	-	-	-
9/29	NE-W	1	TE	-	-	-	-	-
10/5 at	SF-L	1		0	0	-	-	0
10/19 at	SD-W	1		0	0	-	-	0
10/26	StL-W	1	TE	1	4	4	4	0
11/2	NYJ-W	1		1	6	6	6	0
11/9 at	Buf-W			-	-	-	-	-
11/16	SEA-W			***injured reserve – foot***				
11/20 at	OAK-L			***injured reserve – foot***				
11/30	DEN-L			***injured reserve – foot***				
12/7 at	ARZ-L			***injured reserve – foot***				
12/14	OAK-W			***injured reserve – foot***				
12/21 at	PIT-L			***injured reserve – foot***				
12/28	SD-W			***injured reserve – foot***				
2014 totals		8	3	3	20	20	20	0

## BROWNS VS. AAFC ALL-STARS

In its four years of existence, the All-America Football Conference (AAFC) was dominated by the Browns as Cleveland won the league's championship every year and was named lifetime champions. In 1949, the final year of the AAFC, the Browns took part in an additional exhibition after being crowned league champions.

Six games after defeating the San Francisco 49ers and winning the league title, Cleveland took on the AAFC All-Stars in Houston, Texas. Named the Shamrock Charity Bowl All-Star Game, the contest was the creation of "Diamond" Glenn McCarthy, a Houston oil tycoon and huge football fan who hoped his city would be able to land an expansion team in the new and improved NFL.

The Browns all-star opponents featured rookie quarterback sensation Y.A. Tittle, who played for the Colts but would later go on to haunt the Browns in the early 1960s with the New York Giants, 49ers FB Joe Perry and HBs Buddy Young and Tom Landry of the New York Yankees. All but Young are in the Pro Football Hall of Fame.

Less than a week off of winning the AAFC title, 12,000 fans in attendance watched the Browns fall to the league's All-Stars, 12-7, in cold and rainy conditions. The contest marked the first game in the city's history that featured integrated players and fans as the Browns had the first two African-American players of the modern era in Hall of Famer FB Marion Motley and OL Bill Willis and later added P Horace Gillom.

In the following year, the Browns, the 49ers and the Baltimore Colts joined the NFL after the AAFC disbanded, making the exhibition the final game in the league's short history. In their first year in the NFL, the Browns went on to win their fifth consecutive championship.





WR  
6-1  
198

STAFF

PLAYERS

2018 SEASON

HISTORY

RECORDS

GAME DAY

# RASHARD HIGGINS

## SCHOOL

COLORADO STATE

## BORN

10/7/1994

## ACQUIRED

D5C - '16

## EXP

4TH

## TRANSACTIONS

Selected by the Cleveland Browns in the fifth round (172nd overall) of the 2016 NFL Draft... Waived on Sept. 3, 2017...Signed to Browns' practice squad Browns' practice squad on Sept. 5, 2017...Elevated to Browns active roster on Sept. 16, 2017.

## AT A GLANCE

Played in 44 games with five starts in his career, catching 72 passes for 961 yards and six touchdowns...Started one of 13 games in 2018, setting career highs with 39 receptions for 572 yards and four touchdowns...Set Colorado State career records for receptions (239), receiving yards (3,649) and touchdowns (31)...Led the nation in 2014 with 1,750 receiving yards and 17 touchdown receptions, both of which were single-season school records...Nicknamed "Hollywood" by his pee wee football coach.

## SEASONAL REVIEWS

**2018** Tied for second on team with career-best four touchdowns...Played in 13 games (one start), tallying career highs with 39 catches for 572 yards (14.7 avg.)... (10/7) vs. Bal.: Registered three catches for 66 yards with one touchdown...Two of three catches resulted in 20+yard gains (21, 26) on third down...(12/2) at Hou.: Collected four catches for 62 yards with one touchdown...(12/23) vs. Cin.: Completing sweep of Bengals with 26-18 win, recorded six receptions for 60 yards with one touchdown...(12/30) at Bal.: Posted season-high 86 receiving yards on four catches...Hauled in season-long 40-yard reception.

**2017** Played in 15 games with four starts...Set career highs with 27 receptions for 312 yards (11.6 avg.) and two touchdowns (56 and 5 yards)...Registered multiple-touchdown game in Week 17...His 56-yard touchdown marked Browns' longest pass play of season...In Week 2, registered career-best seven catches for 95 yards after being elevated from team's practice squad...Rushed once for 4 yards...(12/31) at Pit: Started at WR, recording three catches for 68 yards (22.7 avg.) with two touchdowns (56 and 5 yards), the first scores of his career.



## HIGGINS CONTINUED

**2016** Played in all 16 games...Collected six catches for 77 yards...(10/16) at Ten.: Made first career catch (14 yards) on team's final drive...Recovered onside kick prior to Browns' last possession, first recovered by Cleveland since 2011.

### COLLEGE

Started 37 of 38 career games played at Colorado State...Caught 239 passes for 3,649 yards and 31 touchdowns, all of which established career records at Colorado State...Led the nation in 2014 with 1,750 receiving yards and 17 touchdown receptions, both of which were single-season school records...All-America selection in 2014, as well as first team All-Mountain West honoree in 2014 and 2015...Registered 24 touchdown receptions and averaged 125 yards per game over the span of his final 20 games played...Recorded a reception in every game of his college career...Tallied 75 receptions for 1,062 yards and eight touchdowns in 2015 as a junior...Set multiple CSU receiving records as a sophomore in 2014 with 96 catches for 1,750 yards and 17 touchdowns...Caught a CSU freshman-record 68 receptions for 837 yards and six touchdowns in 2013...Majored in pre-construction management.

### PERSONAL

Given name is Rashard Malick Higgins...Nicknamed "Hollywood" by his pee wee football coach...Born in Dallas, Texas.

**High School** Attended Mesquite High School in Mesquite, Texas...Caught 69 passes for 1,136 yards and 10 touchdowns as a senior...Also played basketball and ran track.

**Community Involvement** Active in the Cleveland community, participating in several team community events...Volunteered at the Greater Cleveland Food Bank and the Town Hall 6th Annual Feed the Need in Ohio City during Thanksgiving...Participated in My Cause My Cleats to raise awareness for Mesquite Animal Pawtners.

**Hobbies/Interests** Can do backflips off walls...Favorite movie is Biker Boyz and favorite TV show is Martin...Lists hip-hop as his favorite type of music and Johnny Cinco as his favorite artist.

## HIGGINS' CAREER

Year	Team	RECEIVING							RUSHING					
		GP	GS	No	Yds	Avg	Lg	TD	Att	Yds	Avg	Lg	TD	
2016	Cle	16	0	6	77	12.8	19	0	0	0	-	-	0	
2017	Cle	15	4	27	312	11.6	56t	2	1	4	4.0	4	0	
2018	Cle	13	1	39	572	14.7	40	4	0	0	-	-	0	
NFL totals		44	5	72	961	13.3	56t	6	1	4	4.0	4	0	

**ADDITIONAL STATISTICS:** 100-yard receiving games - None. Multiple-TD games - 1, at Pit., 12/31/17. **FUMBLES:** 1 (1 lost) in 2017; 2 (1 lost) in 2018; NFL totals: 3 (2 lost). Misc. tackles - 1 in 2017.

**SINGLE-GAME HIGHS & CAREER MILESTONES:** RECEIVING: Receptions - 7, at Bal., 9/17/17. Yards - 95, at Bal., 9/17/17. TDs - 2, at Pit., 12/31/17. Long - 56t, at Pit., 12/31/17. NFL debut: at Phi., 9/11/16. First NFL reception: at Ten., 10/16/16 (14 yards, C. Kessler). First NFL TD: at Pit., 12/31/17 (56 and 5 yards, D. Kizer).



# HIGGINS CONTINUED

## HIGGINS' GAME-BY-GAME

### 2018, CLEVELAND

Date	Opp	GP	GS	No	Yds	Avg	Lg	TD
9/9	Pit-T	1		1	38	38.0	38	0
9/16 at	NO-L	1		5	47	9.4	23	0
9/20	NYJ-W	1		3	32	10.7	19	0
9/30 at	Oak-L	1	WR	4	61	15.3	23	0
10/7	Bal-W	1		3	66	22.0	26	1
10/14	LAC-L			***inactive - knee***				
10/21 at	TB-L			***inactive - knee***				
10/28 at	Pit-L			***inactive - knee***				
11/4	KC-L	1		3	19	6.3	8	0
11/11	Atl-W	1		1	28	28.0	28t	1
11/25 at	Cin-W	1		1	24	24.0	24	0
12/2 at	Hou-L	1		4	62	15.5	21	1
12/9	Car-W	1		2	19	9.5	15	0
12/15 at	Den-W	1		2	30	15.0	19	0
12/23	Cin-W	1		6	60	10.0	17t	1
12/30 at	Bal-L	1		4	86	21.5	40	0
<b>2018 totals</b>		<b>13</b>	<b>1</b>	<b>39</b>	<b>572</b>	<b>14.7</b>	<b>40</b>	<b>4</b>

### 2016, CLEVELAND

Date	Opp	GP	GS	No	Yds	Avg	Lg	TD
9/11 at	Phi-L	1		0	0	-	-	0
9/18	Bal-L	1		0	0	-	-	0
9/25 at	Mia-L	1		0	0	-	-	0
10/2 at	Was-L	1		0	0	-	-	0
10/9	NE-L	1		0	0	-	-	0
10/16 at	Ten-L	1		1	14	14.0	14	0
10/23 at	Cin-L	1		2	19	9.5	17	0
10/30	NYJ-L	1		1	10	10.0	10	0
11/6	Dal-L	1		0	0	-	-	0
11/10 at	Bal-L	1		0	0	-	-	0
11/20	Pit-L	1		0	0	-	-	0
11/27	NYG-L	1		2	34	17.0	19	0
12/11	Cin-L	1		0	0	-	-	0
12/18 at	Buf-L	1		0	0	-	-	0
12/24	SD-W	1		0	0	-	-	0
1/1 at	Pit-L	1		0	0	-	-	0
<b>2016 totals</b>		<b>16</b>	<b>0</b>	<b>6</b>	<b>77</b>	<b>12.8</b>	<b>19</b>	<b>0</b>

### 2017, CLEVELAND

Date	Opp	GP	GS	No	Yds	Avg	Lg	TD
9/10	Pit-L			***Browns' practice squad***				
9/17 at	Bal-L	1	WR	7	95	13.6	35	0
9/24 at	Ind-L	1		2	10	5.0	9	0
10/1	Cin-L	1	WR	0	0	-	-	0
10/8	NYJ-L	1		2	7	3.5	5	0
10/15 at	Hou-L	1		1	13	13.0	13	0
10/22	Ten-L	1		1	11	11.0	11	0
10/29	Min-L	1	WR	1	14	14.0	14	0
11/12 at	Det-L	1		4	34	8.5	18	0
11/19	Jax-L	1		0	0	-	-	0
11/26 at	Cin-L	1		2	30	15.0	22	0
12/3 at	LAC-L	1		0	0	-	-	0
12/10	GB-L	1		0	0	-	-	0
12/17	Bal-L	1		2	10	5.0	5	0
12/24 at	Chi-L	1		2	20	10.0	17	0
12/31 at	Pit-L	1	WR	3	68	22.7	56t	2
<b>2017 totals</b>		<b>15</b>	<b>4</b>	<b>27</b>	<b>312</b>	<b>11.6</b>	<b>56t</b>	<b>2</b>





STAFF  
PLAYERS  
2018 SEASON  
HISTORY  
RECORDS  
GAME DAY

# DONTRELL HILLIARD

**SCHOOL**  
TULANE

**BORN**  
2/26/1995

**ACQUIRED**  
FA - '18 2ND

**EXP**

## TRANSACTIONS

Signed by the Cleveland Browns as an undrafted free agent on May 4, 2018...Waived by Browns on Sept. 1, 2018...Signed to Cleveland's practice squad on Sept. 2, 2018...Elevated to Browns' active roster on Oct. 9, 2018.

## AT A GLANCE

Name pronounced don-TREL HIL-yard...Played in 11 games, posting nine catches for 105 yards in his debut season...Returned 11 kickoffs for 264 yards and added three special teams stops.

## SEASONAL REVIEWS

**2018** Played in 11 games, posting nine catches for 105 yards...Returned 11 kickoffs for 264 yards (24.0 avg.)...Logged three special teams tackles...Member of Cleveland's practice squad first five weeks...Elevated to Cleveland's active roster prior to Week 6...(10/28) at Pit.: Caught first career pass for 24 yards...Returned two kickoffs for 43 yards...Added one special teams tackle...(12/2) at Hou.: Caught four passes for 40 yards...Returned three kickoffs for 68 yards.

## COLLEGE

Played in 47 career games with 33 starts at Tulane...Rushed 557 times for 2,948 yards and 30 touchdowns...Caught 70 passes for 740 yards and four scores...Returned 18 kickoffs for 278 yards...Started all 12 games as a senior in 2017, rushing 210 times for 1,091 yards and 12 touchdowns...Caught eight passes for 115 yards and a pair of touchdowns...Earned American Athletic Conference second team honors...Started all 11 games as a junior in 2016, leading the team in both rushing yards (759) and rushing touchdowns (nine)...Added 135 rushing attempts and nine receptions for 114 yards...Started two of 12 games as a sophomore in 2015, leading the team in rushing attempts (115), rushing yards (646) and rushing touchdowns (six)...Recorded 23 receptions for 267 yards and a score...Started two of 12 games played as a true freshman in 2014, logging 97 rushes for 452 yards and three touchdowns...Hauled in 30 catches for 244 yards and a touchdown...Also competed in outdoor track and field...His 4x100-relay team placed third in the AAC...Majored in digital design.



# HILLIARD CONTINUED

## PERSONAL

Given name is Dontrell Donmond Hilliard...Name pronounced don-TREL HIL-yard...Native of Baton Rouge, La...Would be an engineer if he wasn't playing football.

**High School** Attended Scotlandville High School (Baton Rouge, La.)...Lettered all four years... Helped lead his team to a 26-13 overall record with three trips to the state playoffs...Claimed all-district honors all four years and was first team as a sophomore, junior and senior...Named first team all-metro his final two seasons and honorable mention as a sophomore...Was honorable mention all-state as a senior after running for 978 yards for 16 touchdowns...Posted 1,096 rushing yards and 19 scores as a junior

**Community Involvement** Active in the community, volunteering at multiple Browns events, including youth football camps and the Browns Golf Tournament.

**Hobbies/Interests** Likes playing video games, including Fortnite and Madden...Lists Prison Break as his favorite TV show.

## HILLIARD'S CAREER

RUSHING								RECEIVING						
Year	Team	GP	GS	No	Yds	Avg	Lg	TD	Att	Yds	Avg	Lg	TD	
2018	Cleveland	11	0	0	0	-	-	0	9	105	11.7	24	0	
KICKOFF RETURNS								PUNT RETURNS						
Year	Team	No	Yds	Avg	Lg	TD	No	FC	Yds	Avg	Lg	TD		
2018	Cleveland	11	264	24.0	31	0	0	0	0	0	-	-	0	

**ADDITIONAL STATISTICS:** Special-teams tackles - 3.

## HILLIARD'S GAME-BY-GAME

### 2018, CLEVELAND

RUSHING										RECEIVING				
Date		Opp	GP	GS	No	Yds	Avg	Lg	TD	No	Yds	Avg	Lg	TD
9/9		Pit-T				***Browns' practice squad***								
9/16	at	NO-L				***Browns' practice squad***								
9/20		NYJ-W				***Browns' practice squad***								
9/30	at	OAK-L				***Browns' practice squad***								
10/7		Bal-W				***Browns' practice squad***								
10/14		LAC-L	1	0	0	0	-	-	0	0	0	-	-	0
10/21	at	TB-L	1	0	0	0	-	-	0	0	0	-	-	0
10/28	at	Pit-L	1	0	0	0	-	-	0	1	24	24.0	24	0
11/4		KC-L	1	0	0	0	-	-	0	0	0	-	-	0
11/11		Atl-W	1	0	0	0	-	-	0	1	6	6.0	6	0
11/25	at	Cin-W	1	0	0	0	-	-	0	0	0	-	-	0
12/2	at	Hou-L	1	0	0	0	-	-	0	4	40	10.0	23	0
12/9		Car-W	1	0	0	0	-	-	0	2	20	10.0	12	0
12/15	at	Den-W	1	0	0	0	-	-	0	0	0	-	-	0
12/23		Cin-W	1	0	0	0	-	-	0	1	15	15.0	15	0
12/30	at	Bal-L	1	0	0	0	-	-	0	0	0	-	-	0
2018 totals			11	0	0	0	-	-	0	9	105	11.7	24	0



T  
6-4  
295

## CHRIS HUBBARD

SCHOOL  
UABBORN  
4/23/1991ACQUIRED  
UFA (PIT.) - '18EXP  
6TH

## TRANSACTIONS

Signed by the Pittsburgh Steelers as undrafted free agent on April 27, 2013...Waived by the Steelers on Aug. 31, 2013...Added to the Steelers' practice squad on Sept. 1, 2013...Signed by the Steelers on Dec. 31, 2013...Signed by the Cleveland Browns as an unrestricted free agent on March 15, 2018.

## AT A GLANCE

Started at RT in all 16 games in 2018, playing every offensive snap and contributing on field goal protect...Part of a Browns unit that did not allow a sack in five of team's final seven games...Can play all five offensive line positions and has started games as a right tackle and as an extra offensive lineman/tight end...Uncle, Brentson Buckner, is a former defensive lineman for the Steelers (1994-96), Cincinnati Bengals (1997), San Francisco 49ers (1998-2000) and Carolina Panthers (2001-05) and is the current defensive line coach for the Oakland Raiders.

## SEASONAL REVIEWS

**2018** Started at RT in all 16 games, playing every offensive snap and contributing on field goal protect...Key part of Browns unit that did not allow a sack in five of team's final seven games (three total, fewest allowed in NFL during Weeks 10-17)...(9/9) vs. Pit.: Started at RT in Browns debut, playing every offensive snap and contributing on special teams...Helped Browns rush for 177 yards, which ranked first in AFC and second in NFL during Week 1 (Washington, 182 yards)...(9/20) vs. NYJ: In 21-17 primetime victory, started at RT, playing every offensive snap and contributing on special teams...Paved way as Browns rushed for 133 yards and two scores...(9/30) at Oak.: Started at RT, playing every offensive snap and contributing on field goal protect...Helped Browns rush for 208 yards, 6.3 per carry average and three touchdowns, the most rushing scores since 2014...(11/25) at Cin.: During 35-20 division victory on road, started at RT, playing every offensive snap...Helped Browns go back-to-back weeks with zero sacks allowed for first time since 2007...Powered TE David Njoku into end zone from 5-yard line after leaping toward goal line...(12/2) at Hou.: Started at RT, playing every offensive snap...Member of Browns OL that did not surrendered a sack in three consecutive games for first time since 1988...(12/23) vs. Cin.: Completing sweep of Bengals with 26-18 win, started at RT, playing every offensive snap...Bolstered Browns' 146 rushing yards and 5.2 per carry avg. (28 attempts).



**2017** Set career highs in games played (16) and games started (10)...Also played in Pittsburgh's only postseason game...Part of an offensive line that tied for the NFL's third-fewest sacks allowed with 24...Helped Ben Roethlisberger throw for the NFL's fourth-most completions (360) and fifth-most passing yards (4,251)...Also tied for the league's fifth-most passing touchdowns with 28...Assisted Le'Veon Bell in registering an NFL-best 321 carries for the third-most yards (1,291)...Tied for the third-most rushing scores with nine...His 321 carries and nine rushing touchdowns were also career highs...(9/17) vs. Min.: Made his first start of the season as an extra offensive lineman/tight end...(10/1) at Bal.: Helped Bell rush for 144 yards and two touchdowns...(10/15) at KC: Aided Bell's efforts in rushing for the tenth-most yards in Steelers single-game history with 179 and a score...(10/22) vs. Cin.: Part of an offensive line that allowed zero sacks and helped Bell rush for 134 yards...(10/29) at Det.: Part of an offensive line that didn't allow a sack for the second consecutive week...12/25.: Part of an offensive line that allowed zero sacks.

**2016** Appeared in 15 games with four starts...Played in all three playoff games...(10/9) vs. NYJ: Made his first career start.

**2015** Played in seven games and both postseason matchups.

**2014** Made his NFL debut, appearing in one contest...(9/21) at Car.: Saw action in his first career game.

**2013** Spent the entire season on the Steelers' practice squad.

## COLLEGE

Appeared in 40 games and made 29 starts at UAB...Started all 12 games as a senior in 2012 and as a junior in 2011...Played in eight games with four starts as a sophomore in 2010...Helped the UAB offense register 5,074 net yards, which ranked as the second-highest total in team history at the time...Played in eight games as a freshman in 2009...Named to the Conference-USA All-Freshman team by the league's head coaches...Majored in communications management.

## PERSONAL

Born in Columbus, Ga...Wife's name is Tamara and they have a son, Creed Eason...Son of Angela Jones and Edward Hubbard...Uncle, Brenston Buckner, is a former NFL defensive lineman and the current defensive line coach for the Oakland Raiders...Lists his father and his uncle as his football mentors.

**High School** Attended George Washington Carver High School (Columbus, Ga.)...Helped his team go 27-3 during his junior and senior seasons and capture the 2007 Georgia High School Association Class AAA state title...Registered 77 pancake blocks and was a Columbus Ledger-Enquirer all-city selection...Was an Associated Press first-team all-state honoree...Competed in the annual Offense/Defense All-American game.

**Community Involvement** Walked in the National Alliance on Mental Illness Walk...Supported the message of NAMI (National Alliance on Mental Illness) during Mental Health Awareness Week...Raised awareness for NAMI for My Cause, My Cleats...Participated in Shop with a Pro at Dick's Sporting Goods, as well as several other Browns events.

**Hobbies/Interests** Enjoys spending time with his family when he's not playing football...Has an interest in cars and researching horsepower.



HUBBARD

CONTINUED

HUBBARD'S CAREER

Year	Team	GP	GS
2014	Pit	1	0
2015	Pit	7	0
2016	Pit	15	4
2017	Pit	16	10
2018	Cle	16	16
NFL totals		55	30
PLAYOFFS			
Year	Team	GP	GS
2015	Pit	2	0
2016	Pit	3	0
2017	Pit	1	0
NFL totals		6	0

**CAREER MILESTONES:** NFL debut: at Car., 9/21/14. First NFL start: vs. NYJ, 10/9/16.

THE BROWNS AND HEISMAN WINNERS

The Browns have had 10 Heisman Trophy winners on the team and one serve as an assistant coach.

Players	College	Heisman Year	Year(s) with Browns
Baker Mayfield	Oklahoma	2017	2018
Robert Griffin III	Baylor	2011	2016
Johnny Manziel	Texas A&M	2012	2014-15
Rashaan Salaam	Colorado	1994	1999
Ty Detmer	BYU	1990	1999
Vinny Testaverde	Miami (Fla.)	1986	1993-95
Charles White	USC	1979	1980-82, 1984
Ernie Davis	Syracuse	1961	1962*
Howard Cassady	Ohio State	1955	1962
Les Horvath	Ohio State	1944	1949
Coaches			
John David Crow	Texas A&M	1957	1972-73

\*RB Ernie Davis won the 1961 Heisman Trophy and was the top pick in the 1962 draft. He was acquired by the Browns in a trade with the Washington Redskins. Tragically, Davis passed away two years later from leukemia and never played a professional game. His jersey No. 45 is retired by the Browns.





LS  
6-4  
248

STAFF

PLAYERS

# CHARLEY HUGHLETT

## SCHOOL

CENTRAL FLORIDA

## BORN

5/16/1990

## ACQUIRED

FA - '14 5TH

## EXP

2018 SEASON

## TRANSACTIONS

Signed by the Dallas Cowboys as an undrafted free agent on April 30, 2012...Waived by the Cowboys on Aug. 27, 2012...Signed by the Cowboys on Jan. 7, 2013...Waived by the Cowboys on May 29, 2013...Signed by the New England Patriots on March 19, 2014...Waived by the Patriots on May 15, 2014...Signed by the Jacksonville Jaguars on June 19, 2014...Waived by the Jaguars on Aug. 25, 2014...Added to the Patriots' practice squad on Sept. 1, 2014...Released from the Patriots' practice squad on Sept. 3, 2014...Added to the Cleveland Browns' practice squad on Sept. 30, 2014...Released from Browns practice squad on Oct. 7, 2014... Added to the Patriots' practice squad on Nov. 26, 2014...Released by the Patriots on Nov. 28, 2014...Signed by the Kansas City Chiefs to the practice squad on Dec. 17, 2014...Signed by the Browns to the active roster on Dec. 24, 2014.

HISTORY

## AT A GLANCE

Re-signed with the Browns in February 2016 after handling all long snapping duties for the previous 32 games...Handled Browns' long snapping duties in past 64 consecutive games...Worked as a personal trainer and strength and conditioning coach at a gym in Tampa, Fla. from 2012-13...Annually volunteers as a counselor at a summer camp in Florida for children with muscular dystrophy...Cousins, Matt and Ben Wittman, played for Central Florida and Western Kentucky, respectively.

RECORDS

## SEASONAL REVIEWS

**2018** Handled Browns' long snapping duties on the year...Registered four special teams tackles and one forced fumble.

**2017** Handled all Browns long snapping duties since 2015...Logged four special teams tackles.

**2016** Finished with career-high five special teams tackles...Handled all Browns long-snapping duties.

GAME DAY



## HUGHLETT CONTINUED

**2015** Handled all Browns long-snapping duties...Recorded four special teams tackles.

**2014** Signed by Browns prior to Week 17 and was inactive for team's final game...Spent time on the practice squads in New England, Kansas City and Cleveland...Spent training camp with the Jacksonville Jaguars.

**2013** Spent part of the offseason with the Cowboys.

**2012** Spent part of training camp with the Cowboys.

### COLLEGE

Four-year letterman at Central Florida...As a senior in 2013, named to the All-Conference-USA second-team after appearing in all 12 games and handling the long snapping duties for punts, field goals and PATs...Named second-team All-Conference-USA as a junior after playing in 14 games...Handled the long snapping duties for all 13 games during his sophomore season in 2009...Named to the Conference-USA All-Freshman team as a long snapper after playing in all 12 games in 2008...Majored in biology.

### PERSONAL

Given name is Robert Charles Hughlett...Native of Tampa, Fla...Worked as a personal trainer and strength and conditioning coach at a gym in Tampa, Fla. from 2012-13...Cousins, Matt and Ben Wittman, played for Central Florida and Western Kentucky, respectively...Married to wife, Christie.

**High School** Attended Hillsborough High School (Tampa, Fla.), where he earned four letters as a center and tight end...First-team all-conference selection as a senior and second-team all-conference selection as a junior.

**Community Involvement** Volunteered at Military Day during training camp and at the Special Olympics Play60 Football Festival...Annually volunteers as a counselor at a summer camp in Florida for children with muscular dystrophy.

**Hobbies/Interests** Enjoys golfing, fishing and going to the beach...Favorite TV show is Game of Thrones...Lists country as his favorite type of music and Eric Church and Jake Owen as his favorite artists.

## HUGHLETT'S CAREER

Year	Team	GP
2015	Cle	16
2016	Cle	16
2017	Cle	16
2018	Cle	16
<b>NFL totals</b>		<b>64</b>

**ADDITIONAL STATISTICS:** Special teams tackles - 4 in 2015; 5 in 2016; 4 in 2017; 4 in 2018; NFL totals: 17. Forced one fumble on special teams (vs. Bal., 10/7/18).

**CAREER MILESTONES:** NFL debut: at NYJ, 9/13/15.





RB  
5-11  
216

STAFF

PLAYERS

2018 SEASON

HISTORY

RECORDS

GAME DAY

## PRO BOWLS



**SCHOOL**  
TOLEDO

**BORN**  
8/6/1995

**ACQUIRED**  
FA - '19 3RD

**EXP**

## TRANSACTIONS

Originally drafted by the Kansas City Chiefs in the third round (86th overall) of the 2017 NFL Draft...Waived by the Chiefs on Nov. 30, 2018...Signed by the Browns on Feb. 11, 2019.

## AT A GLANCE

Started all 27 games he's played in, posting 453 rushing attempts for 2,151 yards and 15 touchdowns...Caught 79 passes for 833 yards and 10 scores...Has 2,984 career scrimmage yards...Named to the 2018 Pro Bowl... Earned the 2017 NFL rushing title with 1,327 yards...Native of Willoughby, Ohio...Played high school (Willoughby South), college (Toledo) and professional (Browns) football all in the state of Ohio.



## CAREER HIGHLIGHTS

As a rookie in 2017, topped the Chiefs record book in many categories, including most rushing yards during a rookie season (1,201), most rushing attempts during rookie season (242), most 100-yard rushing games during rookie season (six) and most rushing yards vs. one opponent during rookie season (327 vs. Los Angeles Chargers)...Named to the 2018 Pro Bowl...Named the NFL Offensive Rookie of the Month twice in 2017 (Sept. and Dec.)...Named Rookie of the Week once in 2017 (Week 1)...Awarded AFC Offensive Player of the Month for Sept. in 2017...Named the Pro Football Writers of America's (PFWA) Rookie of the Year and Co-Offensive Rookie of the Year, along with New Orleans Saints RB Alvin Kamara in 2017...Member of PFWA's 2017 All-Rookie team...Named Reese's Senior Bowl Rookie of the Year for 2017...Earned the 2017 NFL rushing title with 1,327 yards...AFC Offensive Player of the Week for Week 9 in 2018...Sixth rookie to lead the league in rushing in the Super Bowl era...Was one of three Chiefs to ever lead the league in rushing in a season...First NFL player to record a 50-plus-yard scrimmage touchdown in each of his first three career games (78, 53 and 69)...First player in league history to total 100-plus scrimmage yards in six consecutive games to start their rookie year.

## SEASONAL REVIEWS

**2018** Rushed for 824 yards on 181 attempts (4.6 avg.) and seven touchdowns in 11 starts...Caught 26 passes for 378 yards (14.5 avg.) and a career-high seven touchdowns...Totaled 1,202 scrimmage yards and 14 scrimmage touchdowns...Named AFC Offensive Player of the Week for Week 9...(9/23) vs. SF: Led the team with 18 carries for 44 yards and two touchdowns, tying a career high...(10/1) at Den.: Set a season high with 121 rushing yards...Carried the ball 19 times and scored once on the ground...Posted a season-long 45-yard rush...Added three receptions for 54 yards with a long catch of 27 yards...(10/7) vs. Jax.: Totaled a game-high 87 yards on 22 attempts with a score...His 22 rushing attempts were a season high...(10/14) at NE: Posted 80 rushing yards on 10 attempts...Caught five passes for a career-high 105 yards and a 67-yard touchdown...(10/21) vs. Cin.: Led the game with 15 rushing attempts and yards on the ground...Scored one rushing touchdown...Caught five passes for 55 yards and a pair of scores, tying a career high...(11/4) at Cle.: Named AFC Offensive Player of the Week...Rushed 17 times for a game-high 91 yards and tied a career-high with two rushing scores...Added a 50-yard receiving touchdown.

**2017** Started 16 of 16 games as a rookie...Led the league with 1,327 rushing yards on 272 carries (4.88 avg.)...Rushed for eight touchdowns...Caught 53 passes for 455 yards and three touchdowns...Ranked third in the league in scrimmage yards (1,782)...Ranked second among all backs in 10-plus-yard carries (35)...Set franchise records in several categories, including most rushing yards during a rookie season (1,327), most rushing attempts during rookie season (242), most 100-yard rushing games during rookie season (six) and most rushing yards vs. one opponent during rookie season (327 vs. Los Angeles Chargers)...Named to the 2018 Pro Bowl...Named the NFL Offensive Rookie of the Month twice (Sept. and Dec.)...Named Rookie of the Week once (Week 1)...Awarded AFC Offensive Player of the Month for Sept...Named the Pro Football Writers of America's (PFWA) Rookie of the Year and Co-Offensive Rookie of the Year, along with New Orleans Saints RB Alvin Kamara...Member of PFWA's All-Rookie team...Named Reese's Senior Bowl Rookie of the Year...Earned the NFL rushing title with 1,327 yards...Sixth rookie to lead the league in rushing in the Super Bowl era...Was one of three Chiefs to ever lead the league in rushing in a season...Second rookie in club history to rush for 1,000 yards...First NFL player to record a 50-plus-yard scrimmage touchdown in each of his first three career games (78, 53 and 69)...First player in league history to total 100-plus scrimmage yards in six consecutive games to start their rookie year...Finished with 10 games with 100 yards from scrimmage...(9/7) at NE: In NFL debut, rushed 17 times for 148 yards (8.7) with a touchdown and a long rush of 58 yards...Added five receptions for 98 yards (19.6) with a career-high two scores, including a 78-yard touchdown grab...His 78-yard touchdown was a career long...Posted a career-high 246 yards from scrimmage...(9/17) vs. Phi: Ran 13 times for 81 yards and a career-high two touchdowns...Registered 109 yards from scrimmage...Had a long rush of 53 yards for one of his touchdowns...(9/24) at LAC: Registered a career-high 172 rushing



## HUNT CONTINUED

yards on 17 carries (10.1 avg.) and a touchdown...Added 183 scrimmage yards...Scored on a long run of 69 yards, a career long...(10/2) vs. Was.: Carried the ball 21 times for 101 yards...(10/8) at Hou.: Rushed a career-high 29 times for 107 yards...(10/15) vs. Pit.: Caught five passes for a season-high 98 yards and a pair of touchdowns...Scored on a career-long 78-yard catch...Contributed 110 scrimmage yards...(12/10) vs. Oak.: Rushed 25 times for 116 yards and a touchdown...(12/16) vs. LAC: Garnered 155 yards on 24 carries with a score...Caught a career-high seven passes for 51 yards and a touchdown...Posted 206 yards from scrimmage...(12/24) vs. Mia.: Registered 29 carries, a career high...Added 91 yards on the ground and a touchdown...(1/6) vs. Ten.: In postseason debut, rushed 11 times for 42 yards and a touchdown.

## COLLEGE

Finished his career at Toledo as the school's all-time leading rusher, totaling 4,945 yards on 782 rushes (6.3 avg.) with 44 touchdowns...Added 555 yards on 43 receptions (7.6 avg.) with one touchdown...Posted a career average of 125.0 all-purpose yards per game...Posted two 1,000-yard rushing seasons (2014, 2016)...Rushed for 100 yards in 28 of 38 career games...Tallied three 200-yard performances...Posted multi-touchdown games 11 times...Rushed for career highs in both touchdowns (five) and yards (271) vs. Arkansas in the 2014 GoDaddy Bowl, tying Oklahoma State's Barry Sanders for most touchdowns in a bowl game...Two-time first team All-MAC honoree.

## PERSONAL

Given name is Kareem AJ Hunt...Native of Willoughby, Ohio...Parents are Kareem Hunt and Stephanie Riggins...Has one brother, Clarence Riggins.

**High School** Attended Willoughby South High School (Willoughby, Ohio), where he rushed for 2,685 yards and 44 touchdowns as a senior, becoming the Rebel's all-time leader in single-season rushing yards.

**Community Involvement** Has enjoyed mentoring students and speaking to local youth and high school football teams about the importance of decision making.

## HUNT'S CAREER

Year	Team	RUSHING							RECEIVING					
		GP	GS	No	Yds	Avg	Lg	TD	Att	Yds	Avg	Lg	TD	
2017	KC	11	11	181	824	4.6	45	7	53	455	8.6	78t	3	
2018	KC	16	16	272	1,327	4.9	69t	8	26	378	14.5	67t	7	
NFL totals		27	27	453	2,151	4.7	69t	15	79	833	10.5	78t	10	
PLAYOFFS														
2017	KC	1	1	11	42	3.8	16	1	3	5	1.7	7	0	

**ADDITIONAL STATISTICS:** 100-yard rushing games: Seven, last, at Den., 10/1/18. 100-yard scrimmage games: 13, last, at LAR., 11/19/18. Fumbles: 1 (1 lost) in 2017; NFL Total: 1 (1 lost). **Multiple TD games:** 5 (1 rec, 2 rush, vs. Cin., 10/21/18), (2 rush, 1 rec, at Cle., 11/4/18), (2 rush, 1 rec, at NE., 9/7/17), (1 rush, 2 rec, vs. Phil., 9/17/17), (1 rush, 1 rec, vs. Lac., 12/16/17).

**SINGLE-GAME HIGHS & CAREER MILESTONES:** **RUSHING:** Attempts: 29, twice; 10/8/17 at Hou (107 yards), 12/24/17 vs. Mia (91 yards). **Rushing TDs** - 2, three times; last, 11/4/18 at Cle. **Long** - 69 at LAC, 9/24/17. **RECEIVING:** **Receptions** - 7, vs. Lac, 12/16/17. **Yards** - 105 at NE, 10/14/18. **TDs** - 2, twice; at NE., 9/7/14; vs. Cin., 10/21/18. **Long** - 78, at NE., 9/7/17. **NFL Debut:** at NE., 9/7/17. **First NFL rushing attempt:** at NE., 9/7/17. **First NFL rushing TD:** at NE., 9/7/17. **Last NFL rushing TD:** at Cle., 11/4/18. **First NFL reception:** at NE., 9/7/17.



# HUNT CONTINUED

## HUNT'S GAME-BY-GAME

### 2018, KANSAS CITY

RUSHING										RECEIVING					
Date		Opp	GP	GS	No	Yds	Avg	Lg	TD	No	Yds	Avg	Lg	TD	
9/9	at	Lac-W	1	RB	16	49	3.1	13	0	0	0	-	-	0	
9/16	at	Pit-W	1	RB	18	75	4.2	16	0	1	5	5	5t	1	
9/23		SF-W	1	RB	18	44	2.4	10	2	0	0	-	-	0	
10/1	at	Den-W	1	RB	19	121	6.4	45	1	3	54	18	27	0	
10/7		Jax-W	1	RB	22	87	4	24	1	1	7	7	7	0	
10/14	at	NE-L	1	RB	10	80	8	31	0	5	105	21	67t	1	
10/21		Cin-W	1	RB	15	86	5.7	21	1	5	55	11	15t	2	
10/28		Den-W	1	RB	16	50	3.1	11	0	5	36	7.2	23t	1	
11/4	at	Cle-W	1	RB	17	91	5.4	25	2	1	50	50	50t	1	
11/11		Ari-W	1	RB	16	71	4.4	18	0	2	25	12.5	16	0	
11/19	at	Lar-L	1	RB	14	70	5	27	0	3	41	13.7	21t	1	
12/2					***not on a roster***										
12/9					***not on a roster***										
12/13					***not on a roster***										
12/23					***not on a roster***										
12/30					***not on a roster***										
2018 totals			11	11	181	824	4.7	45	7	26	378	16.1	67t	7	

### 2017, KANSAS CITY

RUSHING															RECEIVING				
Date		Opp	GP	GS	No	Yds	Avg	Lg	TD	No	Yds	Avg	Lg	TD					
9/7	at	NE-W	1	RB	17	148	8.7	58	1	5	98	19.6	78t	2					
9/17		Phi-W	1	RB	13	81	6.2	53t	2	3	28	9.3	16						
9/24	at	LAC-W	1	RB	17	172	10.1	69t	1	1	11	11	11	0					
10/2		Was-W	1	RB	21	101	4.8	17	0	4	20	5	10	0					
10/8	at	Hou-W	1	RB	29	107	3.7	23	0	3	9	3	10	0					
10/15		Pit-L	1	RB	9	21	2.3	5	0	5	89	17.8	37	0					
10/19	at	Oak-L	1	RB	18	87	4.8	34	0	4	30	7.5	13	0					
10/30		Den-W	1	RB	22	46	2.1	15	0	3	22	7.3	12	0					
11/5		Dal-L	1	RB	9	37	4.1	19	0	4	24	6	11	0					
11/19	at	NYG-L	1	RB	18	73	4.1	12	0	3	4	1.3	2	0					
11/26		Buf-L	1	RB	11	17	1.5	9	0	1	9	9	9	0					
12/3	at	NYJ-L	1	RB	9	40	4.4	14	0	3	23	7.7	12	0					
12/10		Oak-W	1	RB	25	116	4.6	17	1	3	22	7.3	11	0					
12/16		LAC-W	1	RB	24	155	6.5	23	1	7	51	7.3	21	1					
12/24		Mia-W	1	RB	29	91	3.1	24	1	4	15	3.8	7	0					
12/31	at	Den-W	1	RB	1	35	35	35t	1	0	0	-	-	0					
2017 totals			16	16	272	1,327	4.9	69t	8	53	455	8.6	78t	3					
1/6/18		Ten-L1	1	1	11	42	3.8	16	1	3	5	1.7	7	0					
1-AFC Wild Card																			





# CHRISTIAN KIRKSEY

STAFF

PLAYERS

2018 SEASON

HISTORY

RECORDS

GAME DAY

**2018 WALTER PAYTON MAN OF THE YEAR NOMINEE**



**SCHOOL**  
IOWA

**BORN**  
8/31/1992

**ACQUIRED**  
D3A - '14

**EXP**  
6TH

## TRANSACTIONS

Originally drafted by Cleveland in the third round (71st overall) of the 2014 NFL Draft, the first of the Browns' two third-round selections.

## AT A GLANCE

Cleveland Browns 2018 Walter Payton Man of the Year honoree...Started all seven games played last year, registering 43 tackles (29 solo), two interceptions, five passes defended and one fumble recovery...Former NFL LB Mike Jones was his high school football coach at Hazelwood East High School in St. Louis, Mo...Signed a four-year contract extension during the 2017 offseason...Due to a glitch in Madden 15, he measured 1-foot-2 in the game. He used that notoriety, which included interviews on ESPN and CNN, to spread his mother's words of wisdom that no matter how small you are, always dream big and live big...Musically gifted, has played the drums since the age of seven and sang in church choir, where his late father, Elmer, was the pastor.

## SEASONAL REVIEWS

**2018** Cleveland Browns 2018 Walter Payton Man of the Year honoree...Voted captain by teammates...Started all seven games played, registering 43 tackles (29 solo), two interceptions, five passes defended and one fumble recovery...Placed on injured reserve (hamstring) prior to Week 10...(10/7) vs. Bal.: During 12-9 overtime division win, started at WILL, tying game high with 12 tackles (seven solo)...(10/14) vs. LAC: Started at WILL, collecting one assisted tackle, one interception and career-high two passes defended...(10/21) at TB: Started at MIKE, amassing 10 tackles (seven solo), one interception and one fumble recovery.



## KIRKSEY CONTINUED

**2017** Registered second-most tackles (281) in NFL from 2016-17 per press box totals...Finished second on Browns with career-high 138 tackles (85 solo)...Finished tied for fourth in league with 138 tackles per NFL.com totals (Joe Schobert, tied for first, 144)...Started all 16 games at WILL... Played every defensive snap, joining Schobert and NY Jets LB Demario Davis as only players to do so for their teams this season...Tied a career best with 3.5 sacks...Set career highs with five passes defended and two forced fumbles...Added one fumble recovery...Voted captain by teammates prior to season...(10/22) vs. Ten: Started at WILL, recording career-best and game-high 17 tackles (eight solo), one tackle for loss, one pass defended and one forced fumble...Forced fumble in second quarter that led to Browns' first field goal...Played every defensive snap...(11/19) vs. Jax: Started at WILL, amassing 14 tackles (eight solo), one sack and one forced fumble...On third down in third quarter at Cleveland 27, caused sack-fumble on Blake Bortles that was recovered by DE Myles Garrett...Played every defensive snap.

**2016** Led team with career-best 143 tackles, according to press box totals...Finished third in NFL with 148 tackles, according to NFL.com...Added 2.5 sacks and three passes defended...Voted the PFWA Dino Lucarelli Good Guy award winner...(10/9) vs. NE: Recorded career-best 16 tackles.

**2015** Played in all 16 games with five starts...Amassed 53 tackles, career-high 3.5 sacks, one pass defended, one forced fumble and one fumble recovery...Finished second on team with career-high 13 special-teams tackles.

**2014** Played in all 16 games with eight starts...Registered 75 tackles, three passes defended, two sacks and one forced fumble...Maurice Bassett Award recipient, given to the most outstanding rookie in Browns training camp, as determined by local media...(9/7) at Pit.: In NFL debut, earned first career sack in third quarter to help force Steelers punt...(10/19) at Jax.: Posted seven tackles with one sack...Added two special-teams tackles...(12/14) vs. Cin.: Totaled eight tackles and forced first career fumble.

## COLLEGE

Named defensive captain his junior and senior seasons at Iowa...Started 38 consecutive games from the beginning of his sophomore year to the end of his senior season...Appeared in 49 games...Saw action at both inside and outside LB...Registered 315 tackles, 5.5 sacks, four interceptions, seven fumble recoveries and five forced fumbles...Also returned two interceptions for touchdowns and one fumble for a score, becoming the third player in school history to total at least three career defensive touchdowns.

## PERSONAL

Given name Christian Paul Kirksey...Born in St. Louis, Mo...Late father, Elmer, was a pastor...Cites his father and mother, Patrice, as the reasons for his strong religious faith...Youngest of seven siblings...Has three brothers and three sisters...Nephew, Brandon Kirksey, played DT at Minnesota.

**High School** Attended Hazelwood East High School (St. Louis, Mo.), where former NFL LB Mike Jones served as head coach...Earned All-America and All-State honors after leading the conference with 163 tackles...Also lettered in track as a member of the school's 2008 state championship team...Also played basketball and was an honor roll student.

**Community Involvement** Active with Camp Courageous, which aims to foster independence and better the quality of life for children and adults with developmental disabilities through outdoor activities...Very active in the Cleveland community, visiting numerous schools, hospitals and youth football camps...Hosted A Kirkland Story: Cleveland Family Adoption, Backpack Giveaway at I PROMISE School, Taste of the Browns and many more...Browns 2018 Walter Payton Man of the Year honoree.



## KIRKSEY CONTINUED

**Hobbies/Interests** Played the drums since he was seven years old and showcased his talent on CBS's "MVP: Most Valuable Performer" special in 2018...Enjoys going to music stores to check out various instruments...Also enjoys song-writing when away from football...Likes to bowl and skate... Due to a glitch in Madden 15, he measured 1-foot-2 in the game, which garnered national exposure.

## KIRKSEY'S CAREER

		TACKLES					INTERCEPTIONS					FUMBLES				
Year	Team	GP	GS	Tot	Solo	Asst	Sk	Yds	No	Yds	Lg	TD	PD	FF	FR	Yds
2014	Cle	16	8	75	41	34	2.0	7.0	0	0	-	0	3	1	0	0
2015	Cle	16	5	53	34	19	3.5	13.0	0	0	-	0	1	1	1	0
2016	Cle	16	16	143	93	50	2.5	16.0	0	0	-	0	3	0	0	0
2017	Cle	16	16	138	85	53	3.5	13.5	0	0	-	0	5	2	1	0
2018	Cle	7	7	43	29	14	0.0	0.0	2	17	13	0	5	0	1	0
NFL totals		71	52	452	282	170	11.5	49.5	2	17	13	0	17	4	3	0

**ADDITIONAL STATISTICS:** Career sacks - Blake Bortles (2.0), Ben Roethlisberger (2.0), Joe Flacco (1.0), Blaine Gabbert (1.), Landry Jones (1.0), Philip Rivers (1.0), Carson Wentz (1.0), Jacoby Brissett (0.5), Andy Dalton (0.5), Russell Wilson (0.5). Career interceptions - Philip Rivers (1), Jameis Winston (1). Career forced fumbles - Blake Bortles (1), Amari Cooper (1), Jeremy Hill (1), Delanie Walker (1). Special-teams tackles - 7 in 2014, 13 in 2015, 3 in 2016; NFL totals: 23.

**SINGLE-GAME HIGHS & CAREER MILESTONES:** TACKLES: Total - 17, vs. Ten., 10/22/17. Solo - 11, vs. NE, 10/9/16. SACKS: 1, nine times; last: vs. Jax., 11/19/17. FUMBLES: Forced - 1, four times; last: vs. Jax., 11/19/17. Recovered - 1, twice: vs. Ten., 9/20/15; at Ind., 9/24/17. Yards - None. INTERCEPTIONS - 1, twice: vs. LAC, 10/14/18; at TB, 10/21/18. Yards - 13, at TB, 10/21/18. PASSES DEFENSED: 2, vs. LAC, 10/14/18. NFL debut: at Pit., 9/7/14. First NFL start: vs. NO, 9/14/14. First NFL sack: at Pit., 9/7/14 (B. Roethlisberger).

## KIRKSEY'S GAME-BY-GAME

### 2018, CLEVELAND

Date	Opp	GP	GS	Tot	So	As	Sk	Yd	Int	Yd	Lg	TD	PD	FF	FR
9/9	Pit-T	1	WILL	5	3	2	0.0	0.0	0	0	-	0	1	0	0
9/16	at NO-L						***inactive -- shoulder/ankle***								
9/20	NYJ-W						***inactive -- shoulder/ankle***								
9/30	at Oak-L	1	WILL	5	4	1	0.0	0.0	0	0	-	0	0	0	0
10/7	BaH-W	1	WILL	12	7	5	0.0	0.0	0	0	-	0	0	0	0
10/14	LAC-L	1	WILL	1	0	1	0.0	0.0	1	4	4	0	2	0	0
10/21	at TB-L	1	MIKE	10	7	3	0.0	0.0	1	13	13	0	1	0	1
10/28	at Pit-L	1	MIKE	7	5	2	0.0	0.0	0	0	-	0	1	0	0
11/4	KC-L	1	MIKE	3	3	0	0.0	0.0	0	0	-	0	0	0	0
11/11	Ati-W						***injured reserve -- hamstring***								
11/25	at Cin-W						***injured reserve -- hamstring***								
12/2	at Hou-L						***injured reserve -- hamstring***								
12/9	Car-W						***injured reserve -- hamstring***								
12/15	at Den-W						***injured reserve -- hamstring***								
12/23	Cin-W						***injured reserve -- hamstring***								
12/30	at Bal-L						***injured reserve -- hamstring***								
2018 totals		7	7	43	29	14	0.0	0	2	17	13	0	5	0	1



# KIRKSEY CONTINUED

STAFF

PLAYERS

2018 SEASON

HISTORY

RECORDS

GAME DAY

## 2017, CLEVELAND

Date	Opp	GP	GS	Tot	So	As	Sk	Yd	Int	Yd	Lg	TD	PD	FF	FR
9/10	Pit-L	1	WILL	5	2	3	0.0	0.0	0	0	-	0	0	0	0
9/17	Bal-L	1	WILL	9	6	3	1.0	7.0	0	0	-	0	0	0	0
9/24	at Ind-L	1	WILL	5	3	2	0.5	4.5	0	0	-	0	1	0	1
10/1	Cin-L	1	WILL	8	4	4	0.0	0.0	0	0	-	0	0	0	0
10/8	NYJ-L	1	WILL	5	4	1	0.0	0.0	0	0	-	0	0	0	0
10/15	at Hou-L	1	WILL	10	5	5	0.0	0.0	0	0	-	0	1	0	0
10/22	Ten-L	1	WILL	17	8	9	0.0	0.0	0	0	-	0	1	1	0
10/29	Min-L	1	WILL	8	7	1	0.0	0.0	0	0	-	0	1	0	0
11/12	at Det-L	1	WILL	7	4	3	1.0	0.0	0	0	-	0	0	0	0
11/19	Hou-L	1	WILL	14	8	6	1.0	2.0	0	0	-	0	0	1	0
11/26	at Cin-L	1	WILL	5	4	1	0.0	0.0	0	0	-	0	0	0	0
12/3	LAC-L	1	WILL	8	8	0	0.0	0.0	0	0	-	0	0	0	0
12/10	GB-L	1	WILL	10	6	4	0.0	0.0	0	0	-	0	0	0	0
12/17	Bal-L	1	WILL	12	6	6	0.0	0.0	0	0	-	0	1	0	0
12/24	Chi-L	1	WILL	8	6	2	0.0	0.0	0	0	-	0	0	0	0
12/31	at Pit-L	1	WILL	7	4	3	0.0	0.0	0	0	-	0	0	0	0
2017 totals		16	16	138	85	53	3.5	13.5	0	0	-	0	5	2	1

## 2016, CLEVELAND

Date	Opp	GP	GS	Tot	So	As	Sk	Yd	Int	Yd	Lg	TD	PD	FF	FR
9/11	at Phi-L	1	ILB	6	4	2	1.0	4.0	0	0	-	0	0	0	0
9/18	Bal-L	1	ILB	7	5	2	0.0	0.0	0	0	-	0	0	0	0
9/25	at Mia-L	1	ILB	9	8	1	0.0	0.0	0	0	-	0	0	0	0
10/2	at Was-L	1	ILB	7	4	3	0.0	0.0	0	0	-	0	0	0	0
10/9	NE-L	1	ILB	16	11	5	0.0	0.0	0	0	-	0	0	0	0
10/16	at Ten-L	1	ILB	5	2	3	0.0	0.0	0	0	-	0	0	0	0
10/23	at Cin-L	1	ILB	8	4	4	0.5	4.0	0	0	-	0	1	0	0
10/30	NYJ-L	1	ILB	12	9	3	0.0	0.0	0	0	-	0	0	0	0
11/6	Bal-L	1	ILB	9	4	5	0.0	0.0	0	0	-	0	0	0	0
11/10	at Bal-L	1	ILB	13	8	5	0.0	0.0	0	0	-	0	1	0	0
11/20	Pit-L	1	ILB	9	6	3	0.0	0.0	0	0	-	0	1	0	0
11/27	NYG-L	1	ILB	10	3	7	0.0	0.0	0	0	-	0	0	0	0
12/11	Cin-L	1	ILB	3	1	2	0.0	0.0	0	0	-	0	0	0	0
12/18	at Buf-L	1	ILB	9	8	1	0.0	0.0	0	0	-	0	0	0	0
12/24	SD-W	1	ILB	9	6	3	0.0	0.0	0	0	-	0	0	0	0
1/1	at Pit-L	1	ILB	11	10	1	1.0	8.0	0	0	-	0	0	0	0
2016 totals		16	16	143	93	50	2.5	16.0	0	0	-	0	3	0	0

## 2015, CLEVELAND

Date	Opp	GP	GS	Tot	So	As	Sk	Yd	Int	Yd	Lg	TD	PD	FF	FR
9/13	at NYJ-L	1		2	0	2	0.0	0.0	0	0	-	0	0	0	0
9/20	Ten-W	1		2	2	0	0.0	0.0	0	0	-	0	0	0	1
9/27	Oak-L	1		4	2	2	0.0	0.0	0	0	-	0	0	1	0
10/4	at SD-L	1	WILL	5	4	1	1.0	7.0	0	0	-	0	0	0	0
10/11	at Bal-W	1	WILL	2	0	2	0.0	0.0	0	0	-	0	0	0	0
10/18	Den-L	1	WILL	9	6	3	0.0	0.0	0	0	-	0	0	0	0
10/25	at StL-L	1	WILL	7	5	2	0.0	0.0	0	0	-	0	0	0	0
11/1	Ari-L	1		1	1	0	0.0	0.0	0	0	-	0	0	0	0
11/5	at Cin-L	1		0	0	0	0.0	0.0	0	0	-	0	0	0	0
11/15	at Pit-L	1		4	3	1	1.0	3.0	0	0	-	0	1	0	0
11/30	Bal-L	1		3	3	0	0.0	0.0	0	0	-	0	0	0	0
12/6	Cin-L	1		4	3	1	0.0	0.0	0	0	-	0	0	0	0
12/13	SF-W	1		3	3	0	1.0	3.0	0	0	-	0	0	0	0
12/20	at Sea-L	1		4	1	3	0.5	0.0	0	0	-	0	0	0	0
12/27	at KC-L	1		1	0	1	0.0	0.0	0	0	-	0	0	0	0
1/3	Pit-L	1	WILL	2	1	1	0.0	0.0	0	0	-	0	0	0	0
2015 totals		16	5	53	34	19	3.5	13.0	0	0	-	0	1	1	1



## KIRKSEY CONTINUED

### 2014, CLEVELAND

Date	Opp	GP	GS	Tot	So	As	Sk	Yd	Int	Yd	Lg	TD	PD	FF	FR
9/7	at Pit-L	1		1	1	0	1.0	5.0	0	0	-	0	0	0	0
9/14	NO-W	1	WILL	4	1	3	0.0	0.0	0	0	-	0	0	0	0
9/21	Bal-L	1		5	0	5	0.0	0.0	0	0	-	0	0	0	0
10/5	at Ten-W	1		6	3	3	0.0	0.0	0	0	-	0	0	0	0
10/12	Pit-W	1	WILL	5	2	3	0.0	0.0	0	0	-	0	1	0	0
10/19	at Jax-L	1	WILL	7	5	2	1.0	2.0	0	0	-	0	0	0	0
10/26	Oak-W	1		4	3	1	0.0	0.0	0	0	-	0	0	0	0
11/2	TB-W	1		2	1	1	0.0	0.0	0	0	-	0	0	0	0
11/6	at Cin-W	1		3	2	1	0.0	0.0	0	0	-	0	1	0	0
11/16	Hou-L	1	WILL	9	3	6	0.0	0.0	0	0	-	0	1	0	0
11/23	at Ati-W	1	WILL	5	4	1	0.0	0.0	0	0	-	0	0	0	0
11/30	at Buf-L	1	WILL	7	5	2	0.0	0.0	0	0	-	0	0	0	0
12/7	Ind-L	1	WILL	3	2	1	0.0	0.0	0	0	-	0	0	0	0
12/14	Cin-L	1	WILL	8	6	2	0.0	0.0	0	0	-	0	0	1	0
12/21	at Car-L	1		5	3	2	0.0	0.0	0	0	-	0	0	0	0
12/28	at Bal-L	1		1	0	1	0.0	0.0	0	0	-	0	0	0	0
2014 totals		16	8	75	41	34	2.0	7.0	0	0	-	0	3	1	0

## DAWG POUND DRIVE

In 2014, the Browns launched Dawg Pound Drive on Alfred Lerner Way, a fan engagement area comprised of a 900-foot pregame space outside of FirstEnergy Stadium's south gates. Prior to all home games, Browns fans can visit the area for Browns alumni autographs; zip lines, rock climbing walls or other activities; concerts with local bands and DJs; the Browns Give Back tent; entertaining games, including kid inflatables, oversized cornhole and a video game truck; photos with Swagger; Browns merchandise stands; food trucks and food and beverage specials.







STAFF

PLAYERS

2018 SEASON

HISTORY

RECORDS

GAME DAY

G  
6-4  
317

## ERIC KUSH

## SCHOOL

CALIFORNIA (PA.)

## BORN

9/9/1989

## ACQUIRED

UFA (CHI.) - '19

## EXP

7TH

## TRANSACTIONS

Selected by the Kansas City Chiefs in the sixth round (170th overall) of the 2013 NFL Draft...Waived by the Chiefs on Sept. 5, 2015...Claimed off waivers by the Tampa Bay Buccaneers on Sept. 6, 2015...Waived by the Buccaneers on Sept. 14, 2015...Added to the Carolina Panthers' practice squad on Sept. 16, 2015...Released from the Panthers' practice squad on Oct. 27, 2015...Signed by the Houston Texans on Nov. 3, 2015...Waived by the Texans on Nov. 15, 2015...Claimed off waivers by the St. Louis Rams on Nov. 17, 2015...Waived by the Los Angeles Rams on Sept. 3, 2016...Claimed off waivers by the Chicago Bears on Sept. 4, 2016...Signed by the Cleveland Browns as an unrestricted free agent on March 14, 2019.

## AT A GLANCE

Appeared in 33 games with 12 starts over five seasons with the Kansas City Chiefs (2013), St. Louis Rams (2015) and Chicago Bears (2016-18)...Has started games at both G positons...Native of Bridgeville, Pa.

## SEASONAL REVIEWS

**2018** Appeared in 15 games with seven starts...Started six games at LG and one game at RG.

**2017** Spent season on injured reserve after suffering an injury in training camp.

**2016** Appeared in eight games with four starts at LG.

**2015** Played in seven games for the Rams.

**2014** Did not see game action.

**2013** Appeared in three games with one start for Chiefs.



## KUSH CONTINUED

### COLLEGE

Selected to East-West Shrine Game...D2Football.com second team All-American...Daktronics second team All-Region...Don Hansen third team All-Region...All-PSAC West first team...Started all 11 games he played in, with 10 starts at center, as a senior...Member of Cal U AD Honor Roll.

### PERSONAL

Native of Bridgeville, Pa.

**High School** Attended Chartiers Valley High School (Bridgeville, Pa.)...Second team all-state, first team all-conference and was an East-West All-Star participant.

### KUSH'S CAREER

Year	Team	GP	GS
2013	KC	3	1
2014	KC	0	0
2015	TB	0	0
2015	St.L	7	0
2016	Chi	8	4
2017	Chi	0	0
2018	Chi	15	7
NFL totals		33	12

### DAWG POUND MOMENT

During each regular season game at FirstEnergy Stadium, the Browns host the Dawg Pound Moment to recognize a Browns ambassador, encompassing Browns alumni, athletes from local sports teams, celebrities or other individuals with special ties to the Cleveland community.

STAFF

PLAYERS

2018 SEASON

HISTORY

RECORDS

GAME DAY





STAFF

PLAYERS

2018 SEASON

HISTORY

RECORDS

GAME DAY

# KENDALL LAMM

## SCHOOL

APPALACHIAN STATE

## BORN

6/5/1992

## ACQUIRED

UFA (HOU.) - '19

## EXP

5TH

## TRANSACTIONS

Originally signed by the Houston Texans as an undrafted free agent on May 8, 2015...Waived by the Texans on Oct. 28, 2017...Signed by the Texans on Oct. 31, 2017...Signed by the Cleveland Browns as an unrestricted free agent on March 15, 2019.

## AT A GLANCE

Appeared in 55 career games with 24 starts...Started a career-high 13 games in 2018...Has a degree in communications-public relations.

## SEASONAL REVIEWS

**2018** Tied a career-high with 15 games played and started a career-high 13 times at RT...Contributed as an extra offensive lineman and on special teams, as well.

**2017** Played in 10 games with four starts...Contributed as an extra offensive lineman and on special teams.

**2016** Played snaps at LT and RT...Saw action in the AFC Wild Card and Divisional rounds...Played in 15 games with three starts...Contributed on special teams.

**2015** Played in 15 games with four starts as a rookie...(9/20) at Car.: Made NFL debut at RT...(10/8) vs. Ind.: Made first start of his career and recorded his first career fumble recovery...(12/6) at Buf.: Caught first career pass for seven yards.



## LAMM CONTINUED

### COLLEGE

Played four seasons (2011-14) at Appalachian State University in Boone, N.C. after redshirting the 2010 campaign...First team All-Sun Belt Conference honoree in 2014...Started all 12 games at LT in 2014...Recorded 46 knockdowns and allowed only two sacks over a team-high 817 snaps in 2014...Leader of an offensive line that allowed only 11 sacks all season and rushed for 241.8 yards per game in 2014...Named first team All-Southern Conference by the league's coaches and second team by the media in 2013 after starting all 12 games at LT...Compiled 28 knockdowns and was charged with allowing only one sack all season...Started 11 of 12 games at LT in 2012 and was not charged with surrendering a sack, nor did he commit a penalty...Ranked third among Appalachian State's offensive linemen with 672 total plays in 2012...Started the first seven games of the season at LT as a redshirt freshman in 2011...Redshirted in 2010...Earned a degree in communications-public relations.

### PERSONAL

Native of Charlotte, N.C....Son of Candace Lamm.

**High School** Attended David W. Butler High School (Matthews, N.C.)...First team all-state honoree as a senior...Earned all-conference recognition three times and All-Charlotte Observer honors twice...Helped lead Butler to a 15-0 record, the school's first state championship and a No. 2 national ranking, according to PrepNation.com, in 2009...Anchored an offensive line that paved the way for the team to average 48.4 points per game as a senior...Team was 49-8 during his prep career.

### LAMM'S CAREER

Year	Team	GP	GS
2015	Hou	15	4
2016	Hou	15	3
2017	Hou	10	4
2018	Hou	15	13
<b>NFL totals</b>		<b>55</b>	<b>24</b>
<b>PLAYOFFS</b>			
Year	Team	GP	GS
2016	Hou	1	0
2017	Hou	2	0
2018	Hou	1	1
<b>NFL totals</b>		<b>4</b>	<b>1</b>

STAFF

PLAYERS

2018 SEASON

HISTORY

RECORDS

GAME DAY



WR  
5-11  
196



# JARVIS LANDRY

## PRO BOWLS



## SCHOOL

LOUISIANA STATE

## BORN

11/28/1992

## ACQUIRED

TR (MIA.) - '18

## EXP

6TH

## TRANSACTIONS

Selected by the Miami Dolphins in the second round (63rd overall) of the 2014 NFL Draft... Traded to the Cleveland Browns on March 14, 2018.

## AT A GLANCE

His 481 receptions are most all-time by an NFL player through their first five seasons...Has registered at least two receptions in 79 consecutive games, the second-longest active streak in the NFL (Antonio Brown 115). His streak of 79 consecutive games with at least two receptions is currently the ninth longest in NFL history...Led the NFL with 112 receptions in 2017...Signed a five-year contract extension in 2018...Formed his own scholarship, Building Winners Academic Scholarship, granted annually to one graduating senior at his alma mater Litcher High School... Passionate about cystic fibrosis, raising awareness, funds and using his platform to hopefully one day put an end to CF.

## CAREER HIGHLIGHTS

Registered the most receptions by any NFL player in his first five seasons with 481...Recorded 20 consecutive games with at least five receptions from 2016-18, the second longest streak in NFL history...Led the league in receptions with 112 in 2017, becoming just the second Dolphin to pace the NFL in the statistic...Became the fourth player in history to record at least five or more receptions in all 16 games in a regular season, doing so in 2017...Registered the most receptions by any NFL player in his first four seasons with 400...Named AFC Special Teams Player of the Week in 2015 (Week 1)...Selected to the PFWA/PFWA All-Rookie Team in 2014.



## SEASONAL REVIEWS

**2018** Named to fourth consecutive Pro Bowl...Led team in receptions (81) and receiving yards (976), while adding four receiving touchdowns...His 81 receptions ranked third by a Browns WR and seventh among all Browns...Rushed three times for 60 yards, including career-best 51-yarder and one touchdown...Also completed a 63-yard pass and a two point conversion pass...Registered four 100-yard receiving games...His 481 receptions are most all-time by an NFL player through his first five seasons...His 20-game streak of at least five receptions ended in Week 4 as the second longest in NFL history...Has recorded at least two receptions in each of his past 79 games, second-longest active streak in the NFL...(12/9) vs. Car.: In 26-20 win, posted three catches for 57 yards with one touchdown and rushed twice for 54 yards with one touchdown...Became first Brown since 1991 with a 50-yard rush (51 yards) and 50-yard catch (51t) in same game.

**2017** Selected to the Pro Bowl for the third season in a row...Started all 16 games, recording 112 receptions for 987 yards and a career-high nine touchdowns...Also returned 12 punts for 81 yards...His 112 receptions led the NFL...Became only the second Dolphin to lead the NFL in receptions...His 112 receptions also broke his own single-season franchise record of 110 catches (2015)...His 28 third-down receptions tied for fourth in the league, along with his nine receiving touchdowns...Was the NFL's only player to record at least five receptions in every 2017 contest...Became the fourth player (fifth time overall) in NFL history to record five-plus receptions in all 16 games of a season...(9/17) at LAC: Led the team with 13 receptions for 78 yards...His 13 receptions tied for second-most in a single game in Miami history...(11/5) vs. Oak.: Recorded six receptions for 32 yards and one touchdown...Became the NFL's all-time leader in most receptions during the first four years of a career.

**2016** Selected to the Pro Bowl...Recorded 94 receptions for 1,136 yards and four touchdowns...Also rushed five times for 17 yards...Returned 16 punts for 163 yards...His 94 receptions tied for seventh in the NFL in 2016, while his 1,136 receiving yards were 10th...His 1,136 receiving yards were the eighth-best in Dolphins history in a single season...(9/18) at NE: registered 10 receptions for 135 yards, eclipsing 2,000 career receiving yards...Became the second-fastest player in team history to reach 2,000 career receiving yards (34 games)...(9/25) vs. Cle.: Recorded seven receptions for 120 yards and a touchdown...Marked the first time he's recorded back-to-back 100-yard receiving games in his career...(12/4) at Bal.: Notched 11 receptions for 87 yards, recording his fifth-career regular season game with 10 receptions or more, a Dolphins regular season career record...Became the only player in Miami history to record three career regular season games with 11 or more catches...(1/8) at Pit.: Led the team with 11 receptions for 102 yards in the AFC Wild Card Game, the 13th time a Dolphin has notched a 100-yard receiving game in the playoffs...His 11 receptions tied a postseason single-game franchise record.

**2015** Selected to the Pro Bowl for the first time and became the eighth receiver in Dolphins history to receive the nod...Played in all 16 games with 14 starts, tallying 110 receptions for 1,157 yards and four touchdowns...Added 18 rushes for 113 yards and the first rushing touchdown of his career...Returned 36 punts for 356 yards and the first returning touchdown of his career, a career-long 69 yards... Added 13 kickoff returns for 321 yards...Ranked fourth in the NFL in receptions and punt return yards...His 110 receptions set a then-team record for most receptions in a season...His receptions total also gave him a total of 194 receptions in his first two NFL seasons, the most in NFL history...(9/13) at Was.: Led the team in catches with eight for 53 yards...Named AFC Special Teams Player of the Week after returning a punt for 69 yards for a touchdown...Marked the Dolphins' first punt return for a score since 2012 and was the third time a Dolphin has done so in a season opener...(9/20) at Jax.: Totaled eight receptions for 110 yards, topping the 100-career catch mark in his 18th career game...Become the fastest player in Dolphins history to reach 100 career receptions...(12/27) vs. Ind.: Caught seven passes for 111 yards and recorded his 100th catch of the year to become the first player in team history to record 100-plus receptions in a season.



## LANDRY CONTINUED

**2014** Played in all 16 games with 11 starts as a rookie...Recorded 84 receptions for 758 yards with five touchdowns...Added 25 punt returns for 204 yards and 34 kickoff returns for 954 yards with a long of 74 yards...Ranked fourth in the NFL in average kickoff return average (28.1 avg.)...His 84 receptions were the most on the team and set a Dolphins rookie record, while his five receiving touchdowns were tied for second-most by a rookie in a single season in franchise history...(9/21) vs. KC: Had 174 yards on five kickoff returns, including one for 74 yards, the ninth-most kickoff return yards for a rookie in a single game in franchise history...(11/23) at Den.: Tallied seven receptions for 50 yards and two touchdowns...His two touchdown receptions tied for the most by a Dolphins rookie since 2001.

### COLLEGE

Played in 40 career games with 12 starts at Louisiana State...Totaled 137 receptions for 1,809 yards and 15 touchdowns...Added 87 yards on five kickoff returns and 38 yards on three punt returns...Played in 13 games with 10 starts as a junior in 2013...Recorded 77 receptions for 1,193 yards and 10 touchdowns...Notched five 100-yard games...Led the team while ranking third in the league and No. 18 in the nation in yards receiving (1,193)...Tallied a team-high 77 catches, the third-best season total in school history...His 10 touchdowns ranked third in the SEC and 22nd in the nation...Earned second-team All-Southeastern...Recipient of the 2013 Charles McClendon Award, which goes to the school's most valuable player...Also served as team captain...Played in 13 games with one start as a sophomore in 2012...Led team with 56 receptions for 573 yards and five touchdowns...Added 76 yards on four kickoff returns and seven yards on a punt return...Played in 14 games with one start as a freshman in 2011, recording four receptions for 43 yards...Majored in sports administration.

### PERSONAL

Given name is Jarvis Charles Landry...Born in Convent, La...Has a daughter, Joy...Mother is Dietra Landry...Brother, Gerard, played football at Southern University...Cousin of NFL defensive tackle Glenn Dorsey, who also played at LSU (2004-07)...Participated in the NFL UK Live Tour in April 2017.

**High School** Attended Lutchter High School (Lutchter, La.)...Ranked as the nation's top wide receiver by MaxPreps.com and the fourth-best receiver by Rivals.com and Scout.com as a senior...Named team's most valuable player in the 2011 Under Armour All-America...Registered 51 catches for 716 yards (14.0 avg.) and 11 touchdowns as a senior...Recorded 62 receptions for 1,158 yards (18.7 avg.) and 13 touchdowns as a junior.

**Community Involvement** Passionate about cystic fibrosis: raising awareness, funds and using his platform to hopefully one day put an end to CF...Raises awareness for CF annually through the NFL's My Cause, My Cleats platform...Hosted "Jarvis Landry's Hometown GiveBack" at his alma mater, Lutchter High School, during the 2015-16 offseasons...The event was for 50 disadvantaged kids and supplied each participant with school supplies for the upcoming school year in 2015... In 2016, the event hosted 100 boys from the St. James Parish area and Landry announced the formation of his Building Winners Academic Scholarship, granted annually to one graduating senior at Lutchter High School...Hosted a youth football camp at Archbishop McCarthy High School in Southwest Ranches, Fla. in 2016-17 and invited a Make-A-Wish child to the camp...Promoted financial literacy in a partnership with Bank United 4 Downs for Finance program throughout the 2015-16 seasons.



## LANDRY CONTINUED

### LANDRY'S CAREER

Year	Team	GP	GS	RECEIVING				Lg	TD	RUSHING				Lg	TD
				No	Yds	Avg				Att	Yds	Avg			
2014	Mia	16	11	84	758	9.0		25	5	2	-4	-2.0		4	0
2015	Mia	16	14	110	1,157	10.5		50t	4	18	113	6.3		22t	1
2016	Mia	16	16	94	1,136	12.1		71	4	5	17	3.4		13	0
2017	Mia	16	16	112	987	8.8		49	9	1	-7	-7.0		-7	0
2018	Cle	16	14	81	976	12.0		51t	4	3	60	20.0		51	1
<b>NFL totals</b>		<b>80</b>	<b>71</b>	<b>481</b>	<b>5,014</b>	<b>10.4</b>		<b>71</b>	<b>26</b>	<b>29</b>	<b>179</b>	<b>6.2</b>		<b>51</b>	<b>2</b>

#### PLAYOFFS

Year	Team	GP	GS	RECEIVING				Lg	TD	RUSHING				Lg	TD
				No	Yds	Avg				Att	Yds	Avg			
2016	Mia	1	1	11	102	9.3		17	0	0	0	-		-	0

**ADDITIONAL STATISTICS:** 100-yard receiving games - 11; 4 in 2018 (106, vs Pit., 9/9/18; 103, vs. NYJ, 9/20/18; 103, at Hou., 12/2/18; 102, at Bal., 12/30/18). **Multiple-TD games** - 2, three times; last: vs. NE, 12/11/17. **FUMBLES:** 14 (8 lost). **Misc. tackles** - 1 in 2014, 1 in 2016, 6 in 2017; NFL total: 8. **Special-teams tackles** - 1 in 2014, 1 in 2016, 1 in 2017; 0 in 2018; NFL totals: 3.

**SINGLE-GAME HIGHS & CAREER MILESTONES:** **RECEIVING:** Receptions - 13, twice; at LAC, 9/17/17; at NYJ, 11/29/15. **Yards** - 165, at NYJ, 11/29/15. **TDs** - 2, three times; last: vs. NE, 12/11/17. **Long** - 71, vs. Ari., 12/11/16. **NFL debut:** vs. NE, 9/7/14. **First NFL start:** vs. GB, 10/12/14. **First NFL reception:** at Buf., 9/14/14 (3 yards, R. Tannehill). **RUSHING:** Attempts - 5, at Buf., 11/8/15. **Yards** - 54, vs. Hou., 12/9/18. **TDs** - 1, two: at Ten., 10/18/15; 1 vs. Car., 12/9/18. **Long** - 51, vs. Hou., 12/9/18.

### LANDRY'S GAME-BY-GAME

#### 2018, CLEVELAND

Date	Opp	GP	GS	No	Yds	Avg	Lg	TD
9/9	Pit-T	1		7	106	15.1	39	0
9/16 at	NO-L	1	WR	5	69	13.8	25	0
9/20	NYJ-W	1	WR	8	103	12.9	29	0
9/30 at	Oak-L	1	WR	4	34	8.5	15	1
10/7	Bal-W	1	WR	5	69	13.8	27	0
10/14	LAC-L	1	WR	2	11	5.5	7	0
10/21 at	TB-L	1	WR	10	97	9.7	20	1
10/28 at	Pit-L	1	WR	8	39	4.9	21	0
11/4	KC-L	1	WR	6	50	10.0	17	0
11/11	Atl-W	1	WR	2	22	11.0	12	0
11/25 at	Cin-W	1	WR	3	30	10.0	14	0
12/2 at	Hou-L	1	WR	6	103	17.2	28	0
12/9	Car-W	1		3	57	19.0	51t	1
12/15 at	Den-W	1	WR	3	37	12.3	19	0
12/23	Cin-W	1	WR	4	47	11.8	19	0
12/30 at	Bal-L	1	WR	5	102	20.4	48t	1
<b>2018 totals</b>		<b>16</b>	<b>14</b>	<b>81</b>	<b>976</b>	<b>12.0</b>	<b>51t</b>	<b>4</b>

#### 2017, MIAMI

Date	Opp	GP	GS	No	Yds	Avg	Lg	TD
9/17 at	LAC-W	1	WR	13	78	6.0	18	0
9/24 at	NYJ-L	1	WR	6	48	8.0	15	0
10/1	NO-L	1	WR	6	40	6.7	11	0
10/8	Ten-W	1	WR	5	44	8.8	17	1
10/15 at	Atl-W	1	WR	8	62	7.8	11	1
10/22	NYJ-W	1	WR	7	93	13.3	29	1
10/26 at	Bal-L	1	WR	5	33	6.6	14	0
11/5	Oak-L	1	WR	6	32	5.3	11	1
11/13 at	Car-L	1	WR	5	42	8.4	19	1
11/19	TB-L	1	WR	6	95	15.8	49	1
11/26 at	NE-L	1	WR	8	70	8.8	15	0
12/3	Den-W	1	WR	5	62	12.4	25	0
12/11	NE-W	1	WR	8	46	5.8	10	2
12/17 at	Buf-L	1	WR	10	99	9.9	17	0
12/24 at	KC-L	1	WR	5	51	10.2	21	0
12/31	Buf-L	1	WR	9	92	10.2	26	1
<b>2017 totals</b>		<b>16</b>	<b>16</b>	<b>112</b>	<b>987</b>	<b>8.8</b>	<b>49</b>	<b>9</b>



# LANDRY CONTINUED

## 2016, MIAMI

Date	Opp	GP	GS	No	Yds	Avg	Lg	TD
9/11 at	Sea-L	1	WR	7	59	8.4	28	0
9/18 at	NE-L	1	WR	10	135	13.5	33	0
9/25	Cle-W	1	WR	7	120	17.1	42t	1
9/29 at	Cin-L	1	WR	7	61	8.7	24	0
10/9	Ten-L	1	WR	3	28	9.3	11	0
10/16	Pit-W	1	WR	7	91	13.0	39t	0
10/23	Buf-W	1	WR	5	78	15.6	26	0
11/6	NYJ-W	1	WR	3	33	11.0	14	0
11/13 at	SD-W	1	WR	6	53	8.8	25	0
11/20 at	LAR-W	1	WR	5	28	5.6	12	1
11/27	SF-W	1	WR	4	47	11.8	17	0
12/4 at	Bal-L	1	WR	11	87	7.9	26	0
12/11	Ari-W	1	WR	4	103	25.8	71	0
12/17 at	NYJ-W	1	WR	3	108	36.0	66t	1
12/24 at	Buf-W	1	WR	3	29	9.7	15	0
1/1	NE-L	1	WR	9	76	8.4	14	1
2016 totals		16	16	94	1,136	12.1	71	4
1/8/17 at	Pit-L	1	WR	11	102	9.3	17	0

1-AFC Wild Card

## 2014, MIAMI

Date	Opp	GP	GS	No	Yds	Avg	Lg	TD
9/7	NE-W	1		0	0	-	-	0
9/14 at	Buf-L	1		5	49	9.8	16	0
9/21	KC-L	1		3	24	8.0	16	0
9/28 at	Oak-W	1		4	38	9.5	18	0
10/19 at	Chi-W	1	WR	4	46	11.5	15	0
10/26 at	Jax-W	1	WR	3	23	7.7	11	0
11/2	SD-W	1	WR	5	46	9.2	14t	1
11/9 at	Det-L	1	WR	7	53	7.6	12	0
11/13	Buf-W	1		5	46	9.2	12	1
11/23 at	Den-L	1	WR	7	50	7.1	20	2
12/1 at	NYJ-W	1	WR	8	68	8.5	25	0
12/7	Bal-L	1	WR	6	55	9.2	20	0
12/14 at	NE-L	1	WR	8	99	12.4	25	0
12/21	Min-W	1	WR	8	31	3.9	11	0
12/28	NYJ-L	1	WR	5	55	11.0	17	0
2014 totals		16	11	84	758	9.0	25	5

## 2015, MIAMI

Date	Opp	GP	GS	No	Yds	Avg	Lg	TD
9/13 at	Was-W	1	WR	8	53	6.6	20	0
9/20 at	Jax-L	1	WR	8	110	13.8	36	0
9/27	Buf-L	1	WR	8	67	8.4	13	0
10/4	NYJ-L	1	WR	4	40	10.0	20	0
10/18 at	Ten-W	1	WR	3	42	14.0	19	0
10/25	Hou-W	1	WR	5	83	16.6	50t	2
10/29 at	NE-L	1	WR	6	71	11.8	18	0
11/8 at	Buf-L	1	WR	10	67	6.7	24	0
11/15 at	Phi-W	1	WR	7	52	7.4	18	1
11/22	Dal-L	1		4	66	16.5	47	0
11/29 at	NYJ-L	1	WR	13	165	12.7	40	1
12/6	Bal-W	1	WR	2	5	2.5	6	0
12/14	NYG-L	1	WR	11	99	9.0	25	0
12/20 at	SD-L	1		8	54	6.8	14	0
12/27	Ind-L	1	WR	7	111	15.9	26	0
1/3	NE-W	1	WR	6	72	12.0	19	0
2015 totals		16	14	110	1,157	10.5	50t	4





QB  
6-1  
215

# BAKER MAYFIELD

## SCHOOL

OKLAHOMA

## BORN

4/14/95

## ACQUIRED

D1A - '18

## EXP

2ND

## TRANSACTIONS

Selected by the Cleveland Browns in the first round (1st overall) of the 2018 NFL Draft.

## AT A GLANCE

Set NFL rookie record with 27 passing touchdowns, despite starting just 13 games...Threw at least one touchdown pass in each of his 13 starts, trailing only St. Louis' Kurt Warner (23 from 1999-00) and Minnesota's Brad Johnson (15 from 1996-97) for the most consecutive starts with a touchdown pass to begin an NFL career...Became the first rookie in NFL history to record a passer rating of 150 or higher on 20 or more pass attempts after totaling a 151.2 rating against Atlanta on Nov. 11, 2018...Became Oklahoma's sixth Heisman Trophy winner in program history in 2017...Began his collegiate football career as a walk on at Texas Tech and later transferred to Oklahoma.

## CAREER HIGHLIGHTS

Set NFL rookie record with 27 passing touchdowns, despite starting just 13 games...Named PFWA Rookie of the Year...One of five 2018 NFL Pepsi Rookie of the Year finalists, along with RB Nick Chubb...Six-time NFL Pepsi Rookie of the Week (Weeks 3, 7, 9, 12, 14 and 17)...NFL Rookie of the Month for November...AFC Offensive Player of the Week for Week 16.



## SEASONAL REVIEWS

**2018** Set NFL rookie record with 27 passing touchdowns, despite starting just 13 games...His 27 passing touchdowns ranked fifth in a season among all Browns QBs...His 3,725 passing yards set a Browns rookie record, ranked sixth among NFL rookies all-time and were sixth-most in Cleveland history...Finished with a 63.8 completion percentage, fourth-highest in Browns history...Led all 2018 NFL rookies in passing yards (3,725), passing touchdown (27), completion percentage (63.79) and passer rating (93.7)...Six-time NFL Pepsi Rookie of the Week (Weeks 3, 7, 9, 12, 14 and 17)...NFL Rookie of the Month for November...AFC Offensive Player of the Week for Week 16...Recorded the two-highest single-game passing yardage totals by a rookie in Browns history (397 at Hou., 12/2 and 376 at Bal., 12/30)...(9/20) vs NYJ: During NFL debut in 21-17 primetime victory, entered game in second quarter and helped team erase 14-0 deficit, leading scoring drives on four of six full offensive series...(9/30) at Oak: In first NFL start, led Browns to 42 points, team's most since 2007 (51, vs. Cin., 9/16) and fourth-highest total since 1999...Posted first NFL touchdown on 49-yard pass to TE Darren Fells in second quarter...(11/11) vs Atl: In 28-16 win, became the first rookie in NFL history to record a passer rating of 150 or higher on 20 or more pass attempts after totaling a 151.2 rating.

## COLLEGE

Played in 48 career games with 46 starts and started 39 of 40 games at Oklahoma...Registered 14,607 yards on 1,026 of 1,497 passing for 131 touchdowns...Rushed 404 times for 1,083 yards...Finished career ranked second in FBS history in passing efficiency rating (175.4), third in yards per attempt (9.7), tied for fourth in touchdown passes (131), fifth in total offense (15,690 yards) and seventh in passing yards (14,607)...Set an FBS record for consecutive games with at least a pair of touchdown passes in each of his final 27 games played...Possesses Big 12 career records for yards per pass attempt (9.7), consecutive games with at least one passing score (40) and touchdowns responsible for (153)...Ranked second in conference history in passing touchdowns, passing efficiency rating and total offense, third in passing yards and total offense, sixth in completion percentage (.685) and completions (1,026), and seventh in passing attempts (1,497)...Placed first in Sooners history in career completion percentage (.698) and career passing efficiency rating (189.4)...Ranked No. 2 in program history in passing yards (12,292), touchdown passes (119), completions (808), attempts (1,157), 300-yard passing games (20), 400-yard passing games (four) and total offense (13,185)...Earned the Oklahoma record for consecutive passes without an interception with 200...Finished his collegiate career 33-6 as a starter...Registered a 5.7 touchdown-to-interception ratio as a Sooner (119 to 21)...A 2017 Unanimous first-team All-American (AFCA, AP, FWAA, Sporting News, Walter Camp)...Became Oklahoma's sixth Heisman Trophy winner...Won the Maxwell Award, Davey O'Brien Award, Manning Award, Earl Campbell Tyler Rose Award, Walter Camp Player of the Year Award, AP Player of the Year and Sporting News Player of the Year...Was a finalist for the Unitas Golden Arm Award and Burlsworth Trophy...Selected as Big 12 Offensive Player of the Year and named to All-Big 12 first team by the conference's coaches...Named the Most Outstanding Player at the Big 12 Championship...Was a 2016 Heisman Trophy finalist and finished third in voting...One of three finalists for the Maxwell Award and Davey O'Brien Award...Winner of the Burlsworth Trophy...Named All-Big 12 first team by the league's coaches...As a sophomore in 2015, was named the Sporting News Player of the Year...Won the Burlsworth Trophy...Named first-team All-American by Sporting News and Walter Camp Football Foundation...Earned second-team All-American honors by AP and FWAA...Selected as Big 12 Offensive Player of the Year and an All-Big 12 First Team honoree...Was a finalist for the Davey O'Brien Award, Earl Campbell Tyler Rose Award, Manning Award and Walter Camp Player of the Year Award...Was a semifinalist for Maxwell Award...Transferred to Oklahoman in 2014 and sat out the year due to NCAA rules...Walked on at Texas Tech in 2013 as a true freshman, earning a College Football News Freshman All-American honorable mention nod...Named Big 12 Offensive Freshman of the Year...Earned a degree in communications.



## MAYFIELD CONTINUED

### PERSONAL

Given name is Baker Reagan Mayfield...Native of Austin, Texas...Married to wife, Emily, in July 2019...Son of Gina and James Mayfield...Father, James, played football at the University of Houston.

**High School** Attended Lake Travis High School (Travis County, Texas)...Led the school to a 25-2 record during two seasons as the starting quarterback...Tallied 6,255 yards on 429 of 666 passing with 67 touchdowns and eight interceptions during his high school career...Guided the team to a 9-2 record as a senior and to a 6-0 record during district play with a District 15-5A Championship...Completed 182 of 288 passes for 2,467 yards with 22 touchdowns and just three interceptions as a senior...Named 15-5A District MVP and All-Centex third team...Led Lake Travis to an undefeated 16-0 season in 2011 on the way to a 4A State Championship...Threw for 3,788 yards in his first season as a starting quarterback on 247 of 378 passing (65.0) with 45 touchdown passes and only five interceptions...Earned Texas Sports Writers All-State second team and AP All-State honorable mention.

**Community Involvement** Passionate about the Special Olympics and Providence House and showed his support for both through the NFL's My Cause, My Cleats platform...Released a clothing line through Barstool Sports with 100 percent of the proceeds going to Special Olympics in the greater Cleveland area...Providence House protects at-risk children and supports families through crisis, strengthening communities to end child abuse and neglect.

**Hobbies/Interests** Participated in intramural softball while at Oklahoma and was part of a two-time championship team...Lists playing Xbox as his favorite hobby and would like to be a professional gamer if he wasn't playing football...Seinfeld is his favorite television show.

### MAYFIELD'S CAREER

PASSING													
Year	Team	GP	GS	Att	Cmp	Pct	Yds	Yds/Att	TD	Int	Lg	Sk	Yds Lst
2018	Cle	14	13	486	310	63.8	3,725	7.7	27	14	71	25	173

RUSHING							
Year	Team	GP	GS	No	Yds	Avg	Lg
2018	Cle	14	13	39	131	3.4	35

**ADDITIONAL STATISTICS:** Career record as starting QB: 6-7 (.462). FUMBLES: 7 (3 lost).

**CAREER MILESTONES:** NFL debut: vs. NYJ, 9/20/18. First NFL start: at Oak., 9/30/18.

### MAYFIELD'S GAME-BY-GAME

#### 2018, CLEVELAND

PASSING											RUSHING			
Date	Opp	GP	GS	Att	Cmp	Yds	Pct	TD	INT	LG	SK	Rtg	Att	Yds
9/9	Pit-T													
9/16	at NO-L													
9/20	NYJ-W	1		23	17	201	73.9	0	0	29	1	100.1	2	-2
9/30	at Oak-L	1	QB	41	21	295	51.2	2	2	59	2	70.7	4	10
10/7	Bal-W	1	QB	43	25	342	58.1	1	1	39	5	81.7	2	23
10/14	LAC-L	1	QB	46	22	238	47.8	1	2	32	5	52.6	2	8
10/21	at TB-L	1	QB	34	23	215	67.6	2	0	23	5	104.4	4	43
10/28	at Pit-L	1	QB	36	22	180	61.1	2	1	24t	2	80.8	1	9
11/4	KC-L	1	QB	42	29	297	69.0	2	1	38	2	95.0	0	0
11/11	Ati-W	1	QB	20	17	216	85.0	3	0	28t	0	151.2	6	20
11/25	at Cin-W	1	QB	26	19	258	73.1	4	0	24	0	143.9	4	-4
12/2	at Hou-L	1	QB	43	29	397	67.4	1	3	71	0	75.4	0	0
12/9	Car-W	1	QB	22	18	238	81.8	1	0	66	1	126.9	4	2
12/15	at Den-W	1	QB	31	18	188	58.1	2	1	31t	2	83.8	4	6
12/23	Cin-W	1	QB	37	27	284	73.0	3	0	66	0	121.9	6	16
12/30	at Bal-L	1	QB	42	23	376	54.8	3	3	48t	0	79.1	0	0
2018 totals		14	13	486	310	3,725	63.8	27	14	71	25	93.7	39	131





CB  
5-11  
191

# TERRANCE MITCHELL

**SCHOOL**  
OREGON

**BORN**  
5/17/1992

**ACQUIRED**  
UFA (KC) - '18

**EXP**  
6TH

## TRANSACTIONS

Selected by the Dallas Cowboys in the seventh round (254th overall) of the 2014 NFL Draft...Waived by the Cowboys on Aug. 30, 2014...Added to the Chicago Bears' practice squad on Sept. 1, 2014...Elevated to the Bears' active roster on Oct. 13, 2014...Waived by the Bears on Nov. 17, 2015...Added to the Bears' practice squad on Nov. 18, 2015...Released from the Bears' practice squad on Nov. 23, 2015...Added to the Cowboys' practice squad on Dec. 2, 2015...Signed to the Cowboys' active roster on Dec. 18, 2015...Waived by the Cowboys on June 10, 2016...Claimed off waivers by the Houston Texans on June 13, 2016...Waived by the Texans on Sept. 3, 2016...Signed to the Kansas City Chiefs' practice squad on Sept. 6, 2016...Elevated to the Chiefs' active roster on Oct. 18, 2016...Waived by the Chiefs on Nov. 7, 2016...Added to the Chiefs' practice squad on Nov. 9, 2016...Signed to the Chiefs' active roster on Nov. 24, 2016...Signed by the Cleveland Browns as an unrestricted free agent on March 15, 2018.

## AT A GLANCE

Appeared in 38 career games with 18 starts, logging 122 tackles, 33 pass breakups, six interceptions for 38 return yards, three forced fumbles, one fumble recovery and one sack...Started one of two postseason games...Started seven of eight games played in 2018...Compiled 38 tackles (34 solo), one interception, six passes defended, two forced fumbles and one fumble recovery...Born in Sacramento, Calif...Recipient of the Browns' 2018 Ed Block Courage Award.



## SEASONAL REVIEWS

**2018** Started seven of eight games played at CB...Compiled 38 tackles (34 solo), one interception, six passes defended, two forced fumbles and one fumble recovery...Fractured his wrist in Week 4 and landed on injured reserve but was designated to return, resuming practice in Week 12 and placed on active roster by Week 14...Recipient of the Browns' 2018 Ed Block Courage Award ...(9/9) vs. Pit.: In Browns debut, started at CB, logging six solo tackles and one pass defended...(9/16) at NO: Started at CB, recording five solo tackles, two forced fumbles and one fumble recovery...Marked first career fumble recovery and career-best two forced fumbles...(9/20) vs. NYJ: In 21-17 primetime victory, started at CB, posting five tackles (four solo) and one interception...Collected interception on NY Jets' final play to seal Browns' win.

**2017** Started nine of 15 games, both career highs...Added career highs in tackles (52), interceptions (four), interception return yards (40) and passes defended (18)...Played in the Chiefs' lone postseason contest...(9/24) at LAC: Notched nine tackles, two interceptions and four pass breakups, all season and career highs...Marked his first multi-interception performance...Became the first Chief since 2016 to intercept two passes in a single game...(12/10) vs. Oak.: Tallied four tackles, three pass breakups and his third interception of the season...(12/31) at Den.: Registered three tackles, two pass breakups and his fourth pick of the season, setting a new career high...Returned the interception 40 yards for a new career long...Finished with 40 interception return yards for a new career high.

**2016** Appeared in seven games with two starts, recording 19 tackles and six passes defended...Started the AFC Divisional Game...Spent seven weeks on the Chiefs' practice squad...(12/8) vs. Oak.: Made five stops and broke up two passes, his first passes defended with the Chiefs...Also his first career start...(12/18) vs. Ten.: Totaled two tackles and a season-high three pass breakups.

**2015** Spent time on the active rosters and practice squads of the Bears and Cowboys...Played a total of eight games with no starts on the year-five with Chicago and three with Dallas...Totaled 13 tackles, one interception, a forced fumble and three pass breakups...(9/13) vs. GB: Made his NFL debut...(12/9) vs. NYJ: Registered three tackles and the first interception of his career...(1/3) vs. Was.: Made a season-high five stops and added a 13-yard sack, the first of his career...Also forced his first career fumble.

**2014** Did not see action...Spent the first three weeks of the season on the Bears' practice squad before being added to the team's active roster for the remainder of the season...Inactive for 10 games.

## COLLEGE

Appeared in 40 games with 38 starts at Oregon, recording 144 tackles, seven interceptions, four forced fumbles and 25 passes defended...His pass breakup total tied for the 10th-most in program history...Started all 13 games he appeared in as a redshirt junior in 2013...Registered a career-high 59 tackles with seven pass breakups...Led the team and ranked fifth in the Pac-12 Conference with a career-best five interceptions, one of which was returned for a touchdown...Started 13 of 13 games, finishing with 40 tackles and eight passes defended as a redshirt sophomore in 2012...Received All-Pac 12 Conference honorable mention...Started 12 of 14 games as a redshirt freshman in 2011...Recorded 45 tackles, two interceptions and three forced fumbles...Led the team with a career-high 12 passes defended, ranking sixth in the Pac-12 Conference...Majoring in general social science.

## PERSONAL

Given name is Terrance Mitchell II...Born in Sacramento, Calif...Parents' names are Terrance and Kepta Mitchell...Has one sister.



## MITCHELL CONTINUED

**High School** Attended Luther Burbank High School (Sacramento, Calif.)...Earned Metro League Offensive MVP honors in 2009 as a senior...Named first-team All-City cornerback...Earned CalHiSports.com All-State Football first-team honors at defensive back...Received first-team All-Metro cornerback accolades as a junior in 2008...Received 2008 Sacramento Bee All-Metro honorable mention honors...Notched 2,360 all-purpose yards on 106 rushing attempts and 48 catches in his senior season...Scored 24 offensive touchdowns...Totaled six interceptions, a forced fumble and one blocked field goal...As a junior in 2008, had 38 tackles, two interceptions for touchdowns, a forced fumble and 10 pass breakups...Also played basketball and earned first-team All-Metro League recognition as a sophomore and junior.

**Community Involvement** Participated in various First and Ten Tuesday visits and at the Providence House: Deck the House event...Contributed to the Browns Social Justice Fund.

## MITCHELL'S CAREER

			TACKLES					INTERCEPTIONS					FUMBLES				
Year	Team	GP	GS	Tot	Solo	Asst	Sk	Yds	No	Yds	Lg	TD	PD	FF	FR	Yds	
2014	Chi	0	0	0	0	0	0.0	0.0	0	0	-	0	0	0	0	0	
2015	Chi	5	0	1	1	0	0.0	0.0	0	0	-	0	1	0	0	0	
	Dal	3	0	12	9	3	1.0	13.0	1	-2	-2	0	2	1	0	0	
2016	KC	7	2	19	17	2	0.0	0.0	0	0	-	0	6	0	0	0	
2017	KC	15	9	53	48	5	0.0	0.0	4	40	40	0	18	0	0	0	
2018	Cle	8	7	38	34	4	0.0	0.0	1	0	-	0	6	2	1	0	
NFL totals		38	18	129	115	14	1.0	13.0	6	38	40	0	33	3	1	0	

### PLAYOFFS

		TACKLES						INTERCEPTIONS					FUMBLES				
Year	Team	GP	GS	Tot	Solo	Asst	Sk	Yds	No	Yds	Lg	TD	PD	FF	FR	Yds	
2016	KC	1	1	1	0	1	0.0	0.0	0	0	-	0	0	0	0	0	
2017	KC	1	0	0	0	0	0.0	0.0	0	0	-	0	0	0	0	0	

**ADDITIONAL STATISTICS:** Interceptions - Philip Rivers (2), Derek Carr (1), Sam Darnold (1), Ryan Fitzpatrick (1), Paxton Lynch (1) . Sacks - Colt McCoy (1.0). Special teams tackles - 1 in 2017; NFL Total: 1.

**SINGLE-GAME HIGHS & CAREER MILESTONES:** TACKLES: Total - 9, at LAC, 9/24/17. Solo - 9, at LAC, 9/24/17. INTERCEPTIONS: 2, at LAC, 9/24/17. Yards - 38. Long - 40, at Den., 12/21/17. TDs - None. FUMBLES: Forced - 2, at NO, 9/16/18. Recovered - 1, at NO, 9/16/18. PASSES DEFENSED: 4, at LAC, 9/24/17. SACKS: 1, vs. Was., 1/3/16 (13 yards, C. McCoy). NFL debut: vs. GB, 9/13/15. First NFL start: vs. Oak., 10/4/15. First NFL interception: vs. NYJ, 12/9/15. Last NFL interception: vs. NYJ, 9/20/18.

## MITCHELL'S GAME-BY-GAME

### 2018, CLEVELAND

Date	Opp	GP	GS	Tot	So	As	Sk	Yd	Int	Yd	Lg	TD	PD	FF	FR
9/9	Pit-T	1	CB	6	6	0	0.0	0.0	0	0	-	0	1	0	0
9/16	at NO-L	1	CB	5	5	0	0.0	0.0	0	0	-	0	0	2	1
9/20	NYJ-W	1	CB	5	4	1	0.0	0.0	1	0	0	0	1	0	0
9/30	at Oak-L	1	CB	3	3	0	0.0	0.0	0	0	-	0	1	0	0
10/7	Bal-W								***injured reserve - wrist***						
10/14	LAC-L								***injured reserve - wrist***						
10/21	at TB-L								***injured reserve - wrist***						
10/28	at Pit-L								***injured reserve - wrist***						
11/4	KC-L								***injured reserve - wrist***						
11/11	Ati-W								***injured reserve - wrist***						
11/25	at Cin-W								***injured reserve - wrist***						
12/2	Hou-L								***injured reserve - wrist***						
12/9	Car-W	1	CB	5	4	1	0.0	0.0	0	0	-	0	0	0	0
12/15	at Den-W	1	CB	6	6	0	0.0	0.0	0	0	-	0	2	0	0
12/23	Cin-W	1		1	1	0	0.0	0.0	0	0	-	0	0	0	0
12/30	at Bal-L	1	CB	7	5	2	0.0	0.0	0	0	-	0	1	0	0
<b>2018 totals</b>		<b>8</b>	<b>7</b>	<b>38</b>	<b>34</b>	<b>4</b>	<b>0.0</b>	<b>0.0</b>	<b>1</b>	<b>0</b>	<b>0</b>	<b>0</b>	<b>6</b>	<b>2</b>	<b>1</b>



# MITCHELL CONTINUED

## 2017, KANSAS CITY

Date	Opp	GP	GS	Tot	So	As	Sk	Yd	Int	Yd	Lg	TD	PD	FF	FR
9/7	at NE-W	1	CB	5	4	1	0.0	0.0	0	0	-	0	1	0	0
9/17	Phi-W	1	CB	4	4	0	1.0	7.0	0	0	-	0	1	0	0
9/24	at LAC-W	1	CB	9	9	0	0.5	4.5	2	0	0	0	4	0	0
10/2	Was-W	1	CB	4	4	0	0.0	0.0	0	0	-	0	2	0	0
10/8	at HOU-W	1	CB	2	1	1	0.0	0.0	0	0	-	0	1	0	0
10/15	Pit-L	1	CB	8	6	2	0.0	0.0	0	0	-	0	0	0	0
10/19	at Oak-L	1	CB	7	6	1	0.0	0.0	0	0	-	0	1	0	0
10/30	Den-W						***active, did not play***								
11/5	at Dal-L	1		0	0	0	0.0	0.0	0	0	-	0	0	0	0
11/19	at NYG-L	1		0	0	0	1.0	0.0	0	0	-	0	0	0	0
11/26	Buf-L	1		1	1	0	1.0	2.0	0	0	-	0	2	0	0
12/3	at NYJ-L	1		4	4	0	0.0	0.0	0	0	-	0	1	0	0
12/10	Oak-W	1	CB	4	4	0	0.0	0.0	0	0	-	0	3	0	0
12/16	LAC-W	1		1	1	0	0.0	0.0	0	0	-	0	0	0	0
12/24	Mia-W	1		0	0	0	0.0	0.0	0	0	-	0	0	0	0
12/31	at Den-W	1	CB	3	3	0	0.0	0.0	1	40	40	0	2	0	0
<b>2017 totals</b>		<b>15</b>	<b>9</b>	<b>52</b>	<b>47</b>	<b>5</b>	<b>0.0</b>	<b>0.0</b>	<b>2</b>	<b>40</b>	<b>40</b>	<b>0</b>	<b>18</b>	<b>0</b>	<b>0</b>
1/6/18	Ten-L	1		0	0	0	0.0	0.0	0	0	-	0	0	0	0
<b>1-AFC Wild Card</b>															

## 2016, KANSAS CITY

Date	Opp	GP	GS	Tot	So	As	Sk	Yd	Int	Yd	Lg	TD	PD	FF	FR
9/7	at NE-W	1	CB	5	4	1	0.0	0.0	0	0	-	0	1	0	0
9/18	Hou-L						***practice squad***								
9/25	at NYJ-W						***practice squad***								
10/2	at Pit-L						***practice squad***								
10/16	Oak-W						***not on roster***								
10/23	at NO-W						***inactive - coach's decision***								
10/30	Ind-W	1		0	0	0	0.0	0.0	0	0	-	0	0	0	0
11/6	Jax-W						***practice squad***								
11/13	at Car-W						***practice squad***								
11/20	TB-L						***practice squad***								
11/27	at Den-W	1		0	0	0	0.0	0.0	0	0	-	0	0	0	0
12/4	at Ati-W	1		2	2	0	0.0	0.0	0	0	-	0	0	0	0
12/8	Oak-W	1	DB	5	5	0	0.0	0.0	0	0	-	0	0	0	0
12/18	at Ten-L	1		2	1	1	0.0	0.0	0	0	-	0	0	0	0
12/25	Den-W	1		6	5	1	0.0	0.0	0	0	-	0	0	0	0
1/1	SD-W	1	DB	4	4	0	0.0	0.0	0	0	-	0	0	0	0
<b>2016 totals</b>		<b>7</b>	<b>2</b>	<b>19</b>	<b>17</b>	<b>2</b>	<b>0.0</b>	<b>0.0</b>	<b>0</b>	<b>0</b>	<b>-</b>	<b>0</b>	<b>6</b>	<b>0</b>	<b>0</b>
1/15/17	Pit-L	1	DB	1	0	1	0.0	0.0	0	0	-	0	0	0	0
<b>1-AFC Divisional Playoff</b>															

STAFF

PLAYERS

2018 SEASON

HISTORY

RECORDS

GAME DAY



# MITCHELL CONTINUED

## 2015, CHICAGO

Date	Opp	GP	GS	Tot	So	As	Sk	Yd	Int	Yd	Lg	TD	PD	FF	FR
9/13	GB-L	1		0	0	0	0.0	0.0	0	0	-	0	0	0	0
9/20	Ari-L	1		1	1	0	0.0	0.0	0	0	-	0	1	0	0
9/27	at Sea-L	1		0	0	0	0.0	0.0	0	0	-	0	0	0	0
10/04	Oak-W	1		0	0	0	0.0	0.0	0	0	-	0	0	0	0
10/11	at KC-W	1		0	0	0	0.0	0.0	0	0	-	0	0	0	0
10/18	at Det-L						***practice squad***								
11/1	Min-L						***practice squad***								
11/9	at SD-W						***practice squad***								
11/5	at StL-W						***practice squad***								
11/22	Den-L						***practice squad***								

## 2015, DALLAS

Date	Opp	GP	GS	Tot	So	As	Sk	Yd	Int	Yd	Lg	TD	PD	FF	FR
11/26	Car-L						***not on roster***								
12/7	at Was-W						***practice squad***								
12/13	GB-L						***practice squad***								
12/19	NYJ-L	1		3	1	2	0.0	0.0	1	-2	-2	0	1	0	0
12/27	at Buf-L	1		4	3	1	0.0	0.0	0	0	-	0	1	0	0
1/3	Was-L	1		5	5	0	1.0	13.0	0	0	-	0	0	1	0
2015 totals		8	0	13	10	3	1.0	13.0	1	-2	-2	0	3	1	0

## 2015, CHICAGO

Date	Opp	GP	GS	Tot	So	As	Sk	Yd	Int	Yd	Lg	TD	PD	FF	FR
9/7	Buf-L						***practice squad***								
9/14	at SF-W						***practice squad***								
9/22	at NYJ-W						***practice squad***								
10/28	GB-L						***practice squad***								
10/5	at Car-L						***practice squad***								
10/12	at Atl-W						***practice squad***								
10/19	Mia-L						***inactive -- coach's decision***								
11/26	at NE-L						***inactive -- coach's decision***								
11/9	at GB-L						***inactive -- coach's decision***								
11/16	Min-W						***inactive -- coach's decision***								
11/23	TB-W						***inactive -- coach's decision***								
11/27	at Det-L						***inactive -- coach's decision***								
12/4	Dal-L						***inactive -- coach's decision***								
12/15	NO-L						***inactive -- coach's decision***								
12/21	Det-L						***inactive -- coach's decision***								
12/28	at Min-L						***inactive -- coach's decision***								
2014 totals		0	0	0	0	0	0.0	0.0	0	0	0	0	0	0	0





S  
5-11  
199

STAFF

PLAYERS

2018 SEASON

HISTORY

RECORDS

GAME DAY

## SCHOOL

MINNESOTA

## BORN

1/7/1994

## ACQUIRED

TR (KC) - '19

## EXP

4TH

## TRANSACTIONS

Selected by the Kansas City Chiefs in the fourth round (106th overall) of the 2016 NFL Draft...  
Traded to the Cleveland Browns on April 1, 2019.

## AT A GLANCE

Started 11 of 45 career games, collecting 88 tackles, seven passes defended, one sack, one interception and one fumble recovery...Started a career-high nine games in 2018 with additional career highs in tackles (55) and interceptions (one)...Added two pass breakups.

## SEASONAL REVIEWS

**2018** Started a career-high nine of 15 games and added career highs in tackles (55) and interceptions (one)...Posted a pair of pass breakups...(9/9) at LAC: Started in season debut, registering a career-high nine tackles...(10/1) at Den.: Picked off his first career pass and added six tackles.

**2017** Started two of the 14 contests he appeared in, posting 30 tackles, a career-high five passes defended and his first career sack...(9/17) vs. Phi.: Notched a career-high two pass breakups...(12/16) vs. LAC: Registered his first career sack for a nine-yard loss.

**2016** In his rookie season, played in all 16 games, tallying three tackles and a fumble recovery.

## COLLEGE

Played in 52 games (39 starts) at Minnesota...Totaled 192 tackles, two interceptions, 24 passes defended, three forced fumbles, three fumble recoveries and two blocked kicks...Named All-Big Ten Third Team his senior season.



# MURRAY CONTINUED

## PERSONAL

Native of Milwaukee, Wis...Son of Lela Peavy.

**High School** Attended Riverside University High School (Milwaukee, Wis.)...Helped the team to an 11-2 mark in 2011...Undeclared (6-0) in league play and also won the city championship...Named first-team all-state as a DB by both the Wisconsin Football Coaches Association and the AP...Named all-southeast region by the Wisconsin Football Coaches Association...Played RB and CB...Recorded three interceptions as a senior...Rushed for 444 yards and six touchdowns, while tallying 434 receiving yards with five scores...Scored 27 total touchdowns in high school.

## MURRAY'S CAREER

Year	Team	GP	GS	TACKLES				Asst	Sk	INTERCEPTIONS				Lg	TD	PD	FUMBLES			Yds
				Tot	Solo					Yds	No	Yds					FF	FR		
2016	KC	16	0	55	43			12	0.0	0	1	0	-	0	0	0	0	1	0	0
2017	KC	14	2	36	31			5	1.0	9	0	0	-	0	5	0	0	0	0	0
2018	KC	15	0	8	8			0	0.0	0	0	0	-	0	2	0	0	0	0	0
<b>NFL totals</b>		<b>45</b>	<b>2</b>	<b>99</b>	<b>82</b>			<b>17</b>	<b>1.0</b>	<b>9</b>	<b>1</b>	<b>0</b>	<b>-</b>	<b>0</b>	<b>7</b>	<b>0</b>	<b>1</b>	<b>0</b>	<b>0</b>	<b>0</b>
<b>PLAYOFFS</b>																				
2016	KC	1		0	0			0	0.0	0	0	0	-	0	0	0	0	0	0	0
2017	KC	1		1	1			0	0.0	0	0	0	-	0	0	0	0	0	0	0
2018	KC	2		7	5			2	0.0	0	0	0	-	0	0	0	0	0	0	0
<b>NFL totals</b>		<b>4</b>	<b>0</b>	<b>8</b>	<b>6</b>			<b>2</b>	<b>0.0</b>	<b>0</b>	<b>0</b>	<b>0</b>	<b>-</b>	<b>0</b>	<b>0</b>	<b>0</b>	<b>0</b>	<b>0</b>	<b>0</b>	<b>0</b>

**ADDITIONAL STATISTICS:** Interceptions - 1, C. Keenum (1). **Sacks** - P. Rivers (1.0). **Special Teams Tackles** - 6 in 2016, 5 in 2017; NFL Total: 11.

**SINGLE-GAME HIGHS & CAREER MILESTONES:** **TACKLES:** Total: 9, at LAC, 9/9/18. **INTERCEPTIONS:** 1, at DEN, 10/1/18. **TDs:** None. **Passes De-fensed:** 7. **Sacks:** 1, at LAC, 12/16/18 (P. Rivers). **First NFL start:** at Hou., 10/8/17. **NFL Debut:** vs. Lac., 9/11/16. **First NFL interception:** at Den., 10/1/18. **Last NFL interception:** at Den., 10/1/18.

## MURRAY'S GAME-BY-GAME

### 2018, KANSAS CITY

Date	Opp	GP	GS	Tot	So	As	Sk	Yd	Int	Yd	Lg	TD	PD	FF	FR
9/9	at LAC-W	1	S	9	4	5	0.0	0	0	0	-	0	0	0	0
9/16	at Pit-W	1	S	6	5	1	0.0	0	0	0	-	0	0	0	0
9/23	SF-W	1	S	5	3	2	0.0	0	0	0	-	0	1	0	0
10/1	at Den-W	1	S	6	5	1	0.0	0	1	0	-	0	1	0	0
10/7	Jax-W	1	S	0	0	0	0.0	0	0	0	-	0	0	0	0
10/14	at NE-L						***inactive -- ankle***								
10/21	Cin-W	1		1	1	0	0.0	0	0	0	-	0	0	0	0
10/28	Den-W	1		5	5	0	0.0	0	0	0	-	0	0	0	0
11/4	at Cle-W	1	S	7	6	1	0.0	0	0	0	-	0	0	0	0
11/11	Ari-W	1	S	6	5	1	0.0	0	0	0	-	0	0	0	0
11/19	at LAR-L	1	S	5	5	0	0.0	0	0	0	-	0	0	0	0
12/2	at Oak-W	1	S	0	0	0	0.0	0	0	0	-	0	0	0	0
12/9	Bal-W	1		0	0	0	0.0	0	0	0	-	0	0	0	0
12/13	LAC-L	1		3	2	1	0.0	0	0	0	-	0	0	0	0
12/23	at Sea-L	1		0	0	0	0.0	0	0	0	-	0	0	0	0
12/30	Oak-W	1		2	2	0	0.0	0	0	0	-	0	0	0	0
<b>2018 totals</b>		<b>15</b>	<b>9</b>	<b>55</b>	<b>43</b>	<b>12</b>	<b>0.0</b>	<b>0</b>	<b>1</b>	<b>0</b>	<b>-</b>	<b>0</b>	<b>2</b>	<b>0</b>	<b>0</b>
1/12/19	Ind-W1	1	0	7	4	3	0.0	0	0	0	-	0	0	0	0
1/20/19	NE-L2	1	0	3	3	0	0.0	0	0	0	-	0	0	0	0

1-AFC Divisional Round; 2-AFC Championship



# MURRAY CONTINUED

## 2017, KANSAS CITY

Date	Opp	GP	GS	Tot	So	As	Sk	Yd	Int	Yd	Lg	TD	PD	FF	FR
9/7	at NE-W	1		1	0	1	0.0	0	0	0	-	0	0	0	0
9/17	Phi-W	1		6	6	0	0.0	0	0	0	-	0	2	0	0
9/24	at LAC-W	1		3	3	0	0.0	0	0	0	-	0	0	0	0
10/2	Was-W	1		4	4	0	0.0	0	0	0	-	0	0	0	0
10/8	at Hou-W	1	CB	2	1	1	0.0	0	0	0	-	0	0	0	0
10/15	Pit-L	1		2	1	1	0.0	0	0	0	-	0	1	0	0
10/19	at Oak-L	1		5	4	1	0.0	0	0	0	-	0	1	0	0
10/30	Den-W	1		2	2	0	0.0	0	0	0	-	0	0	0	0
11/5	Da-L	1		1	1	0	0.0	0	0	0	-	0	0	0	0
11/19	at NYG-L	1		1	1	0	0.0	0	0	0	-	0	0	0	0
11/26	Buf-L	1		1	1	0	0.0	0	0	0	-	0	0	0	0
12/3	at NYJ-L						***inactive -- ankle***								
12/10	Oak-W						***inactive -- ankle***								
12/16	LAC-W	1		3	3	0	1.0	9	0	0	-	0	0	0	0
12/24	Mia-W	1		3	2	1	0.0	0	0	0	-	0	1	0	0
12/31	at Den-W	1	S	2	2	0	0.0	0	0	0	-	0	0	0	0
<b>2017 totals</b>		<b>14</b>	<b>2</b>	<b>36</b>	<b>31</b>	<b>5</b>	<b>1.0</b>	<b>9</b>	<b>0</b>	<b>0</b>	<b>-</b>	<b>0</b>	<b>5</b>	<b>0</b>	<b>0</b>
1/6	Ten-L	1		1	1	0	0.0	0	0	0	-	0	0	0	0
<b>1-AFC Wild Card</b>															

## 2016, KANSAS CITY

Date	Opp	GP	GS	Tot	So	As	Sk	Yd	Int	Yd	Lg	TD	PD	FF	FR
9/11	SD-W	1		0	0	0	0.0	0	0	0	-	0	0	0	0
9/18	at Hou-L	1		0	0	0	0.0	0	0	0	-	0	0	0	0
9/25	NYJ-W	1		0	0	0	0.0	0	0	0	-	0	0	0	1
10/2	at Pit-L	1		0	0	0	0.0	0	0	0	-	0	0	0	0
10/16	at Oak-W	1		0	0	0	0.0	0	0	0	-	0	0	0	0
10/23	NO-W	1		0	0	0	0.0	0	0	0	-	0	0	0	0
10/30	at Ind-W	1		0	0	0	0.0	0	0	0	-	0	0	0	0
11/6	Jax-W	1		0	0	0	0.0	0	0	0	-	0	0	0	0
11/13	at Car-W	1		0	0	0	0.0	0	0	0	-	0	0	0	0
11/20	TB-L	1		0	0	0	0.0	0	0	0	-	0	0	0	0
11/27	at Den-W	1		0	0	0	0.0	0	0	0	-	0	0	0	0
12/4	at Atl-W	1		0	0	0	0.0	0	0	0	-	0	0	0	0
12/8	Oak-W	1		0	0	0	0.0	0	0	0	-	0	0	0	0
12/18	Ten-L	1		0	0	0	0.0	0	0	0	-	0	0	0	0
12/25	Den-W	1		2	2	0	0.0	0	0	0	-	0	0	0	0
1/1	at SD-W	1		1	1	0	0.0	0	0	0	-	0	0	0	0
<b>2016 totals</b>		<b>16</b>	<b>0</b>	<b>3</b>	<b>3</b>	<b>0</b>	<b>0.0</b>	<b>0</b>	<b>0</b>	<b>0</b>	<b>-</b>	<b>0</b>	<b>0</b>	<b>0</b>	<b>1</b>



TE  
6-4  
246

## DAVID NJOKU

## SCHOOL

MIAMI (FLA.)

## BORN

7/10/1996

## ACQUIRED

DIC - '17

## EXP

3RD

## TRANSACTIONS

Selected by the Cleveland Browns in the first round (29th overall) of the 2017 NFL Draft.

## AT A GLANCE

Last name pronounced nuh-JOE-koo...Tied for second on team with four receiving touchdowns in 2018...His eight career receiving touchdowns are second most by a Browns TE in their first two seasons...Started 14 of 16 games last year, with career bests in receptions (56) and yards (639)...A two-sport athlete at Miami, was a high school national champion in the high jump during his senior year, setting a career-best height of 7 feet, 1 inch...Family moved to the United States from Nigeria where his father was a chief, who then bestowed upon him the title Chief David Njoku...Enjoys meditating to relax and also practiced Muay Thai when he was younger.

## SEASONAL REVIEWS

**2018** Tied for second on team with four receiving touchdowns...His eight career receiving touchdowns are second most by a Browns TE in their first two seasons...Started 14 of 16 games, collecting career bests with 56 receptions and 639 yards...(10/14) vs. LAC: Started at TE, collecting career-best and team-high seven receptions for 55 yards with one touchdown...(10/21) at TB: Started at TE, posting four catches for 52 yards with one touchdown...Scored on 15-yard catch in third quarter, marking second time in career notching touchdowns in back-to-back games (Weeks 2-3, 2017)...(11/25) at Cin.: During 35-20 division victory on road, started at TE, posting team-best five receptions for 63 yards with one touchdown...Scored on 6-yard touchdown in second quarter, leaping from 5-yard line and being powered in by multiple members of Browns OL...Registered two 20-yard catches (24, 21) on back-to-back plays during the 96-yard drive, capped by touchdown catch...(12/23) vs. Cin.: Completing sweep of Bengals with 26-18 win, started at TE, catching three passes for 73 yards with one touchdown...On final drive of fourth quarter, posted career-long 66-yard catch that allowed Browns to run out the clock and seal victory.



## NJOKU CONTINUED

**2017** His four touchdown catches led team and were most ever by Browns rookie TE...Caught 32 passes for 386 yards with four touchdowns while playing all 16 games (five starts)...(9/17) at Bal: Registered three catches for 27 yards with one touchdown...Earned first NFL touchdown on 23-yard pass from Kevin Hogan in second quarter...(12/3) at LAC: Recorded 74 receiving yards on four catches, including 28-yard touchdown in second quarter (DeShone Kizer)...Collected 33-yard catch in fourth quarter, then longest of career.

## COLLEGE

Played in 26 career games at Miami with nine starts...Caught 64 career passes for 1,060 yards and nine touchdowns...Averaged 16.2 yards per reception in 2016, hauling in 43 receptions for 698 yards and eight touchdowns...(11/26) vs. Duke: Caught two touchdown passes of 76 and 58 yards against Duke in the regular season finale...(12/28) vs. West Virginia: Caught five passes for 48 yards, including a 23-yard touchdown, in the Russell Athletic Bowl, helping Miami (Fla.) win their first bowl game since 2006... Played in all 13 games as a redshirt freshman in 2015, catching 21 passes for 362 yards and one touchdown...Averaged a team-high 17.2 yards per catch...Also competed in indoor and outdoor track for the Hurricanes from 2015-16

## PERSONAL

Last name pronounced nuh-JOE-koo...Native of Cedar Grove, N.J...One of nine siblings (four boys and five girls)...Received the title of Chief David Njoku from his father, Innocent, who was a Nigerian Chief...His younger brother, Evidence, plays on the Hurricanes' football team.

**High School** Attended Cedar Grove High School (Cedar Grove, N.J)...Second-team all-state selection...Finished career with 1,794 receiving yards and 19 touchdowns on 76 receptions...Rushed for 334 yards and six touchdowns on 39 carries...Won the national championship in boys high jump as a senior at the 2014 New Balance National Outdoor...His personal best in the high jump was 7 feet, 1 inch as a senior.

**Community Involvement** Volunteered at a number of local youth football camps...Participated in numerous First and Ten Tuesday events including a visit to "Halloween at the Hospital" and volunteering at the Greater Cleveland Food Bank...Volunteered for Town Hall's Feed the Need event and participated in My Cause, My Cleats to raise money for Hands Against Hunger, an organization focused on feeding malnourished youth.

**Hobbies/Interests** Regularly practices Muay Thai and meditation...Enjoys movies, notes the Fast and the Furious series as his favorite.

## NJOKU'S CAREER

			RECEIVING					RUSHING					
Year	Team	GP	GS	No	Yds	Avg	Lg	TD	Att	Yds	Avg	Lg	TD
2017	Cle	16	5	32	386	12.1	34	4	1	1	1.0	1	0
2018	Cle	16	14	56	639	11.4	66	4	0	0	0.0	0	0
NFL Totals		32	19	88	1,025	11.6	66	8	1	1	1.0	1	0

**ADDITIONAL STATISTICS:** 100-yard receiving games - None. Multiple-TD games - None. Special teams tackles - None. Misc. tackles - 1, vs. Bal., 12/17/17. **FUMBLES** - None.

**SINGLE-GAME HIGHS & CAREER MILESTONES:** **RECEIVING:** Receptions - 7, vs. LAC, 10/14/18. Yards - 74, at LAC, 12/3/17. TDs - 1, eight times; last: vs. Cin., 12/23/18 (3 yards, B.Mayfield). Long - 66, at Cin., 12/23/18. **NFL debut:** vs. Pit., 9/10/17. **First NFL start:** vs. Pit., 9/10/17. **First NFL reception:** vs. Pit., 9/10/17 (13 yards, D. Kizer). **First NFL TD:** at Bal., 9/17/17 (23 yards, K. Hogan).



## NJOKU CONTINUED

### NJOKU'S GAME-BY-GAME

#### 2018, CLEVELAND

Date	Opp	GP	GS	No	Yds	Avg	Lg	TD
9/9	at Pit-T	1	TE	3	13	4.3	8	0
9/20	NYJ-W	1	TE	2	36	18.0	19	0
9/30	at Oak-L	1	TE	5	52	10.4	14	0
10/7	Bal-W	1		6	69	11.5	24	0
10/14	LAC-L	1	TE	7	55	7.9	22	1
10/21	at TB-L	1	TE	4	52	13.0	23	1
10/28	at Pit-L	1	TE	0	0	-	-	0
11/4	KC-L	1	TE	4	53	13.3	19	0
11/11	at W	1		1	18	18.0	18	0
11/25	at Cin-W	1	TE	5	63	12.6	24	1
12/2	Hou-L	1	TE	3	8	2.7	9	0
12/9	Car-W	1	TE	3	35	11.7	28	0
12/15	at Den-W	1	TE	3	30	10.0	20	0
12/23	Cin-W	1	TE	3	73	24.3	66	1
12/30	at Bal-L	1	TE	3	62	20.7	42	0
<b>2018 totals</b>		<b>16</b>	<b>14</b>	<b>56</b>	<b>639</b>	<b>11.4</b>	<b>66</b>	<b>4</b>

#### 2017, CLEVELAND

Date	Opp	GP	GS	No	Yds	Avg	Lg	TD
9/10	Pit-L	1	TE	2	20	10.0	13	0
9/24	at Ind-L	1		2	12	6.0	11	1
10/1	Cin-L	1		2	11	5.5	8	0
10/8	NYJ-L	1		3	48	16.0	21t	1
10/15	at Hou-L	1		2	0	0.0	3	0
10/22	Ten-L	1		2	58	29.0	31	0
10/29	Min-L	1	TE	2	19	9.5	11	0
11/12	at Det-L	1		1	3	3.0	3	0
11/19	Jax-L	1		1	13	13.0	13	0
11/26	at Cin-L	1		4	47	11.8	27	0
12/3	at LAC-L	1		4	74	18.5	33	1
12/10	GB-L	1		1	3	3.0	3	0
12/17	Bal-L	1	TE	0	0	-	-	0
12/24	at Chi-L	1	TE	1	13	13.0	13	0
12/31	at Pit-L	1	TE	2	38	19.0	34	0
<b>2017 totals</b>		<b>16</b>	<b>5</b>	<b>32</b>	<b>386</b>	<b>12.1</b>	<b>34</b>	<b>4</b>

### BROWNS COMPENSATORY PICK HISTORY

The Browns have been awarded 13 compensatory draft picks in team history. The 2017 NFL Draft marked the first year that compensatory selections could be traded to other teams. The Browns were awarded no compensatory picks for the 2019 NFL Draft.

Under the rules for compensatory draft selections, a team losing more or better compensatory free agents than it acquires in the previous year is eligible to receive compensatory draft picks. The number of picks a team receives equals the net loss of compensatory free agents up to a maximum of four. Compensatory free agents are determined by a formula based on salary, playing time and postseason honors. The formula was developed by the NFL Management Council. Not every free agent lost or signed by a club is covered by this formula.

#### BROWNS COMPENSATORY DRAFT PICKS (1994-2017)

Year	Round (overall)	Player	Pos.	School
2001	7 (245)	Andre King	WR	Miami (Fla.)
2011	7 (248)	Eric Hagg	DB	Nebraska
2012	6 (204)	Emmanuel Acho	LB	Texas
2012	6 (205)	Billy Winn	DL	Boise State
2012	7 (245)	Trevin Wade	DB	Arizona
2012	7 (247)	Brad Smelley	TE	Alabama
2016	4 (138)	Seth DeValve	TE	Princeton
2016	5 (172)	Rashard Higgins	WR	Colorado State
2016	5 (173)	Trey Caldwell	DB	Louisiana-Monroe
2017	3 (103)	Traded to New England (LB Jamie Collins Sr. trade in 2016)		
2017	4 (139)	Traded to Philadelphia during 2016 NFL Draft		
2017	4 (142)	Traded to Houston during 2017 NFL Draft		
2017	5 (181)	Traded to NY Jets during 2017 NFL Draft		





STAFF

PLAYERS

2018 SEASON

HISTORY

RECORDS

GAME DAY

**SCHOOL**

CHARLOTTE

**BORN**

6/3/1994

**ACQUIRED**

D3 - '17

**EXP**

3RD

**TRANSACTIONS**

Selected by the Cleveland Browns in the third round (65th overall) of the 2017 NFL Draft.

**AT A GLANCE**

Last name pronounced OH-gun-JOE-bee...Tallied a career-best 5.5 sacks in 2018...Started every game, adding a career-high 52 tackles...All-time leader in tackles (217), tackles for loss (49.0) and sacks (13) at Charlotte, while becoming the first player in program history drafted in the NFL...Lost more than 100 pounds in high school once he started working out and playing football...Taught himself how to play the piano, noting he can play Mozart and Beethoven...A biology and computer science major, was interested in a pre-med track and ultimately cancer research and treatment, inspired after his grandfather lost a battle with prostate cancer.

**SEASONAL REVIEWS**

**2018** Finished second on team with career-best 5.5 sacks...Started all 16 games at DT, compiling a career-high 52 tackles (33 solo)...Recorded first career forced fumble...(9/9) vs. Pit.: Started at DT, tallying seven tackles (three solo), and one sack, his second career...In overtime, sacked Ben Roethlisberger to help force punt...(9/16) at NO: Started at DT, amassing three solo stops and career-high two sacks...Marked first career multiple-sack game...Both sacks came on third down...(9/20) vs. NYJ: In 21-17 primetime victory, started at DT, recording a career-best eight tackles (career-high four solo)...Five of his eight tackles resulted in a loss or no gain...(10/14) vs. LAC: Started at DT, compiling four tackles (three solo) and a half sack...(10/21) at TB: Started at DT, notching two tackles (one solo) and a half-sack...(11/11) vs. Atl.: In 28-16 win, started at DT, totaling four tackles (two solo) and a half-sack...(12/15) at Den.: During 17-16 primetime road victory, started at DT, recording three solo tackles...In second quarter, hit QB Case Keenum when releasing pass to help cause DB Jabrill Peppers' interception in end zone that halted Denver scoring threat...Helped limit Broncos to 32 rushing yards on 20 attempts (1.6 avg.)...(12/30) at Bal.: Started at DT, posting three tackles (one solo) and one forced fumble, his first career.



## OGUNJOBI CONTINUED

**2017** Played in 14 games, posting 32 tackles (17 solo) and one sack...Started first career game at DT in Week 14 (vs. GB, 12/10)...(9/10) vs. Pit: In NFL debut, recorded four tackles (two solo)...(12/24) at Chi: Posted four tackles (three solo), two tackles for loss and one sack...In third quarter, dropped Mitchell Trubisky for first career sack.

## COLLEGE

First player drafted into the NFL from Charlotte...Started all 46 games played...Amassed 217 tackles, 49 tackles for loss and 13 sacks...Member of Charlotte's first class of football recruits and became the school's all-time leader in tackles, tackles for loss and sacks...Set the school's single-season record for TFL in 2015 (14.5) and sacks in 2014 (five)...Named to the Athletic Director's List and Conference USA Commissioner's Honor Roll from 2012-15...First-team All-Conference USA selection in 2016...First player in 49ers' history to participate in NFL Combine and Reese's Senior Bowl...Named to watch lists of national awards such as the Bednarik Award for the nation's top defender and the Outland Trophy for the nation's top interior lineman...Totaled 65 tackles, 13.5 tackles for loss and three sacks as a senior...Second-team All-Conference USA honoree in 2015, notching 62 tackles, 2.5 sacks and a career-high 14.5 tackles for loss...Tallied 48 tackles, 11.5 tackles for loss and a career-high five sacks as a sophomore in 2014...Tied for the team-lead with 9.5 tackles for loss, adding 42 tackles and 2.5 sacks...Double majored in computer science and biology.

## PERSONAL

Given name is Oluamide Larry Ogunjobi...Goes by Larry...Named after his father, Larry Sr...Last name pronounced OH-gun-JOE-bee...Native of Charlotte, N.C...Parents, Larry and Mercy Ogunjobi, immigrated from Nigeria...A biology and computer science major, was interested in a pre-med track and ultimately cancer research and treatment, inspired after his grandfather lost a battle with prostate cancer.

**High School** Attended Ragsdale High School in Jamestown, N.C...Named first-team all-conference his junior and senior year...Named to first-team all-area and Most Outstanding Defensive Lineman in 2011...Helped Ragdale earn back-to-back conference championships.

**Community Involvement** Volunteered for numerous First and Ten Tuesday events, including visits to elementary schools, University Hospitals and the Greater Cleveland Food Bank...Participated in a number of youth football camps and high school field ground breakings throughout the Cleveland area...Hosted a shopping event for Cleveland youth...Participated in My Cause My Cleats to raise awareness of childhood obesity.

**Hobbies/Interests** Fascinated by and is interested in visiting space, listing Interstellar as his favorite movie...Taught himself how to play the piano, noting he can play Mozart and Beethoven...Has read the Bible front to back seven times.

## OGUNJOBI'S CAREER

		TACKLES						INTERCEPTIONS					FUMBLES				
Year	Team	GP	GS	Tot	Solo	Asst	Sk	Yds	No	Yds	Lg	TD	PD	FF	FR	Yds	
2017	Cle	14	1	32	17	15	1.0	7.0	0	0	-	0	0	0	0	0	
2018	Cle	16	16	52	33	19	5.5	51.5	0	0	-	0	0	1	0	0	
NFL totals		30	17	84	50	33	6.5	58.5	0	0	-	0	0	1	0	0	

**ADDITIONAL STATISTICS:** Multiple-sack games - 1 (2, at NO, 9/16/18). **Career sacks** - Drew Brees (2.0), Jeff Driskel (1.0), Ben Roethlisberger (1.0), Mitchell Trubisky (1.0), Philip Rivers (0.5), Matt Ryan (0.5), Jameis Winston (0.5).

**SINGLE-GAME HIGHS & CAREER MILESTONES:** **TACKLES:** Total - 8, vs. NYJ, 9/20/18. **Solo** - 4, vs. NYJ, 9/20/18. **INTERCEPTIONS:** None. **Yards** - None. **Long** - None. **TDs** - None. **FUMBLES:** Forced - 1, at Bal, 12/30/18. **Recovered** - None. **PASSES DEFENSED:** None. **SACKS:** 2, at NO, 9/16/18. **NFL debut:** vs. Pit, 9/10/17. **First NFL start:** vs. Pit, 9/10/17.



# OGUNJOBI'S GAME-BY-GAME

## 2018, CLEVELAND

Date	Opp	GP	GS	Tot	So	As	Sk	Yd	Int	Yd	Lg	TD	PD	FF	FR
9/9	Pit-T	1	DT	7	3	4	1.0	10.0	0	0	-	0	0	0	0
9/16	at NO-L	1	DT	3	3	0	2.0	21.0	0	0	-	0	0	0	0
9/20	NYJ-W	1	DT	8	4	4	0.0	0.0	0	0	-	0	0	0	0
9/30	at Oak-L	1	DT	3	3	0	0.0	0.0	0	0	-	0	0	0	0
10/7	Bal-W	1	DT	0	0	0	0.0	0.0	0	0	-	0	0	0	0
10/14	LAC-L	1	DT	4	3	1	0.5	6.0	0	0	-	0	0	0	0
10/21	at TB-L	1	DT	2	1	1	0.5	3.5	0	0	-	0	0	0	0
10/28	at Pit-L	1	DT	2	2	0	0.0	0.0	0	0	-	0	0	0	0
11/4	KC-L	1	DT	2	2	0	0.0	0.0	0	0	-	0	0	0	0
11/11	Atl-W	1	DT	4	2	2	0.5	3.0	0	0	-	0	0	0	0
11/25	at Cin-W	1	DT	3	2	1	0.0	0.0	0	0	-	0	0	0	0
12/2	at Hou-L	1	DT	0	0	0	0.0	0.0	0	0	-	0	0	0	0
12/9	Car-W	1	DT	4	0	4	0.0	0.0	0	0	-	0	0	0	0
12/15	at Den-W	1	DT	3	3	0	0.0	0.0	0	0	-	0	0	0	0
12/23	Cin-W	1	DT	4	4	0	1.0	8.0	0	0	-	0	0	0	0
12/30	at Bal-L	1	DT	3	1	2	0.0	0.0	0	0	-	0	0	1	0
<b>2018 totals</b>		<b>16</b>	<b>16</b>	<b>52</b>	<b>33</b>	<b>19</b>	<b>5.5</b>	<b>51.5</b>	<b>0</b>	<b>0</b>	<b>-</b>	<b>0</b>	<b>0</b>	<b>1</b>	<b>0</b>

## 2017, CLEVELAND

Date	Opp	GP	GS	Tot	So	As	Sk	Yd	Int	Yd	Lg	TD	PD	FF	FR
9/10	Pit-L	1		4	2	2	0.0	0.0	0	0	-	0	0	0	0
9/17	at Bal-L	1		0	0	0	0.0	0.0	0	0	-	0	0	0	0
9/24	at Ind-L	1		2	0	2	0.0	0.0	0	0	-	0	0	0	0
10/1	Cin-L	1		3	1	2	0.0	0.0	0	0	-	0	0	0	0
10/8	NYJ-L	1		1	1	0	0.0	0.0	0	0	-	0	0	0	0
10/15	at Hou-L	1		1	1	0	0.0	0.0	0	0	-	0	0	0	0
10/22	Ten-L	1		1	0	1	0.0	0.0	0	0	-	0	0	0	0
10/29	Min-L						***inactive -- groin***								
11/12	at Det-L						***inactive -- groin***								
11/19	Jax-L	1		5	2	3	0.0	0.0	0	0	-	0	0	0	0
11/26	at Cin-L	1		0	0	0	0.0	0.0	0	0	-	0	0	0	0
12/03	at LAC-L	1		3	2	1	0.0	0.0	0	0	-	0	0	0	0
12/10	GB-L	1	DT	2	1	1	0.0	0.0	0	0	-	0	0	0	0
12/17	Bal-L	1		4	3	1	0.0	0.0	0	0	-	0	0	0	0
12/24	at Chi-L	1		4	3	1	1.0	7.0	0	0	-	0	0	0	0
12/31	at Pit-L	1		2	1	1	0.0	0.0	0	0	-	0	0	0	0
<b>2017 totals</b>		<b>14</b>	<b>1</b>	<b>32</b>	<b>17</b>	<b>15</b>	<b>1.0</b>	<b>7.0</b>	<b>0</b>	<b>0</b>	<b>-</b>	<b>0</b>	<b>0</b>	<b>0</b>	<b>0</b>





# DAMARIOUS RANDALL

## SCHOOL

ARIZONA STATE

## BORN

8/29/1992

## ACQUIRED

TR (GB) - '18

## EXP

5TH

## TRANSACTIONS

Selected by the Green Bay Packers in the first round (30th overall) of the 2015 NFL Draft...  
Traded to the Cleveland Browns on March 14, 2018.

## AT A GLANCE

Switched to S after playing CB for three seasons with Green Bay...Tied career highs with team-best four interceptions and nine passes defended, second most among Browns last year...Is one of four active players to have at least three interceptions in each of his first four seasons and is one of two to do it since 2015...Brothers, Patrick Norris and Porter Washington, played minor league baseball for the Kansas City Royals and Cincinnati Reds, respectively.

## CAREER HIGHLIGHTS

Named the NFL's Defensive Rookie of the Month (November) in 2015.

## SEASONAL REVIEWS

**2018** Returned to S following time at CB with Green Bay after playing S in college, starting all 15 games played with Browns...Totaled career-best 84 tackles (71 solo)...Tied career highs with team-best four interceptions and nine passes defended, second most among Browns...With four interceptions, has at least three picks in each year of his career...Recovered one fumble...(9/9) vs Pit.: Started at S in Browns debut, totaling four tackles (three solo), one interception and two passes defended...Added one special teams tackle on kickoff...(9/30) at Oak.: Started at S, collecting six solo tackles, one interception and two passes defended...(10/14) vs LAC: Started at S, totaling game-best eight solo tackles...(10/21) at TB: Started at S, amassing career-high and game-best 12 tackles (11 solo)...(11/25) at Cin.: During 35-20 division victory on road, started at S, totaling three solo tackles and one interception...(12/9) vs Car.: In 26-20 win, started at S, eclipsing team-high nine tackles (eight solo) and one interception...Picked off Cam Newton in fourth quarter to seal Browns win.



## RANDALL CONTINUED

STAFF

PLAYERS

2018 SEASON

HISTORY

RECORDS

GAME DAY

**2017** Saw action in 14 games with 12 starts, registering 47 tackles, nine pass defenses, one fumble recovery and a career-high four interceptions for 35 return yards, including one for a touchdown... His four picks were also team leading and marked the third consecutive season in which he's recorded at least three interceptions...(10/8) at Dal.: Registered a tackle, a pass defended and an interception return for a touchdown (21 yards)...The pick-six marked the second of his career and the first by a Packer since he returned one 41 yards in 2015...(10/15) at Min.: Posted five tackles, a pass breakup and his second interception of the season...The game marked the second time in his career he's recorded interceptions in back-to-back games...(10/22) vs. NO: Totaled two tackles, a pass defended and his third consecutive game with an interception...Became the first packer to record an interception in three consecutive games since 2012...(11/6) vs. Det.: Notched four tackles and his first career fumble recovery, marking his fourth straight game with a takeaway...(11/26) at Pit.: Totaled five tackles, a season-high two pass breakups and his fourth interception of the year...The interception marked a career high, while his two passes defended tied a career high.

**2016** Played in 10 games with nine starts and posted 37 tackles, nine pass breakups and three interceptions for a career-high 91 return yards...(9/25) vs. Det.: Recorded two tackles, a pass defended and his first interception of the season, which he returned for 44 yards...(12/11) vs. Sea.: Notched five tackles and recorded a career-high two interceptions returned for a combined 47 yards...(1/8) vs. NYG: Posted five tackles and a postseason career highs in interceptions (one) and pass breakups (three) in the NFC Wild Card Game...Returned his pick 78 yards, the second-longest return in Packers postseason history...Marked his second consecutive playoff game with an interception, the second-longest streak in Packers postseason history...(1/15) at Dal.: Recorded six tackles, his largest mark of the 2016 postseason.

**2015** Started nine of 15 games in his debut NFL season...Posted 56 tackles and a career-high 14 passes defended and one interception returned for touchdowns...Added three picks on the year, tied for the second-best mark among rookies...His 14 pass breakups were a team best, while his three interceptions tied for the team lead on the season...Named the NFL's Defensive Rookie of the Month (November), one of only two defensive backs in Packers history to win the award...(9/13) at Chi.: Made his NFL debut, recording one tackle and a career-high two passes defended...(10/11) vs. Stl.: Made his first career start, totaling three tackles...(10/18) vs. SD: Set a career high with seven tackles...Tied his career high of two pass breakups...(11/1) at Den.: Tied his career-high seven tackles mark, to go along with a pass defended and his first career interception...(11/8) at Car.: Recorded five tackles and his second pick, which he returned four yards...Became the first time in his career he's intercepted a pass in consecutive games...(12/20) at Oak.: Tied his career-high mark of seven tackles for the third time on the year, as well as intercepting his third pass...Returned his interception 43 yards for his first career touchdown...(1/10) at Was.: Made his postseason debut, racking up a career-high eight tackles and a pass defense in the NFC Wild Card Game...(1/16) at Ari.: Made three tackles and intercepted his first career pass in the postseason.

## COLLEGE

Competed in football at Arizona State from 2013-14, Mesa Community College in 2012 and in baseball at Butler Community College (Kan.) in 2010...Played in 25 games at Arizona State, tallying 177 tackles, 18 pass breakups, four forced fumbles, a fumble recovery and a sack...Also picked off six passes for 179 return yards and two touchdowns...As a senior in 2014, started all 13 games, totaling 106 tackles, 12 passes defended, two forced fumbles a fumble recovery and a sack... Added three interceptions for 89 return yards and a score...Earned Pac-12 Defensive Player of the Week after playing Stanford, when he had seven tackles, a sack, a forced fumble, a fumble recovery and a pass breakup...Named to Phil Steele's All-Pac-12 First Team, Sports Illustrated All-American (HM) and All-Pac-12 First Team...As a redshirt junior in 2013, saw action in 12 games, registering 71 tackles, six pass breakups, two forced fumbles and three interceptions for 90 return yards and a touchdown...Earned Pac-12 Defensive Player of the Week honors after leading the Sun Devils past Arizona with 13 tackles, a forced fumble and a pick-six...Double majored in business and communications with a psychology minor.



## RANDALL CONTINUED

### PERSONAL

Given name is Damarious Wayne Randall...Born in Pensacola, Fla...Brother, Patrick Norris, was selected by the Kansas City Royals in the 16th round of the 2007 MLB Draft...Another brother, Porter Washington, played in the Cincinnati Reds' minor league system in 1999.

**High School** Attended Pensacola High School (Pensacola, Fla.)...Played cornerback, free safety, wide receiver and returned punts and kickoffs...Earned all-state recognition following his senior season and all-conference recognition following his junior and senior seasons...Also participated in baseball and track and field.

**Community Involvement** Participated in the Browns Golf Tournament and Dawg Pound Games...Assembled USD care packages...Hosted a jersey giveaway at the Boys and Girls Club of Cleveland...Supported The Stuttering Association for the Young for My Cause, My Cleats.

**Hobbies/Interests** Lists playing video games in his spare time as his favorite hobby.

## RANDALL'S CAREER

Year	Team	TACKLES					INTERCEPTIONS					FUMBLES				
		GP	GS	Tot	Solo	Asst	Sk	Yds	No	Yds	Lg	TD	PD	FF	FR	Yds
2015	GB	15	9	58	53	5	0.0	0.0	3	47	43t	1	14	0	0	0
2016	GB	10	9	39	35	4	0.0	0.0	3	91	44	0	9	0	0	0
2017	GB	14	12	47	38	9	0.0	0.0	4	35	21t	1	9	0	1	0
2018	Cle	15	15	84	71	13	0.0	0.0	4	59	50	0	9	0	1	0
<b>NFL totals</b>		<b>54</b>	<b>45</b>	<b>228</b>	<b>197</b>	<b>31</b>	<b>0.0</b>	<b>0.0</b>	<b>14</b>	<b>232</b>	<b>50</b>	<b>2</b>	<b>41</b>	<b>0</b>	<b>2</b>	<b>0</b>

#### PLAYOFFS

Year	Team	TACKLES					INTERCEPTIONS					FUMBLES				
		GP	GS	Tot	Solo	Asst	Sk	Yds	No	Yds	Lg	TD	PD	FF	FR	Yds
2015	GB	2	2	11	7	4	0.0	0.0	1	0	0	0	2	0	0	0
2016	GB	3	3	12	11	1	0.0	0.0	1	78	78	0	3	0	0	0
<b>NFL totals</b>		<b>5</b>	<b>5</b>	<b>23</b>	<b>18</b>	<b>5</b>	<b>0.0</b>	<b>0.0</b>	<b>2</b>	<b>78</b>	<b>78</b>	<b>0</b>	<b>5</b>	<b>0</b>	<b>0</b>	<b>0</b>

**ADDITIONAL STATISTICS:** Interceptions - Derek Carr (2), Ben Roethlisberger (2), Cam Newton (2), Russell Wilson (2), Drew Brees (1), Andy Dalton (1), Case Keenum (1), Peyton Manning (1), Dak Prescott (1), Matthew Stafford (1). Sacks - None. Special teams tackles - 2 in 2015, 2 in 2016; 1 in 2018; NFL Total: 5.

**SINGLE-GAME HIGHS & CAREER MILESTONES:** TACKLES: Total - 12, at TB, 10/21/18. Solo - 11, at TB, 10/21/18. INTERCEPTIONS: 2, vs. Sea., 12/11/16. Yards - 50, at Oak., 9/30/18. Long - 50, at Oak., 9/30/18. TDs - 1, twice; at Oak., 12/20/15, at Dal., 10/8/17. FUMBLES: Forced - None. Recovered - 1, twice: vs. Det., 1/6/17; at NO, 9/16/18. PASSES DEFENSED: 3, vs. NYG, 1/8/17. SACKS: None. NFL debut: at Chi., 9/13/15. First NFL start: vs. StL., 10/11/15. First NFL interception: at Den., 11/1/15. Last NFL interception: vs. Car., 12/2/18.

## CRUCIAL CATCH - CANCER AWARENESS

The Cleveland Browns and NFL will support various cancer awareness platforms throughout October during the 11th consecutive year of the NFL's and NFL Players Association's "A Crucial Catch: Annual Screening Saves Lives" campaign. For more information about the league-wide initiative, visit [www.NFL.com/crucialcatch](http://www.NFL.com/crucialcatch).



# RANDALL CONTINUED

## RANDALL'S GAME-BY-GAME

### 2018, CLEVELAND

Date	Opp	GP	GS	Tot	So	As	Sk	Yd	Int	Yd	Lg	TD	PD	FF	FR
9/9	Pit-T	1	S	4	3	1	0.0	0.0	1	0	0	0	2	0	0
9/16	at NO-L	1	S	5	4	1	0.0	0.0	0	0	-	0	2	0	1
9/20	NVJ-W	1	S	4	3	1	0.0	0.0	0	0	-	0	0	0	0
9/30	at Oak-L	1	S	6	6	0	0.0	0.0	1	50	50	0	2	0	0
10/7	Bal-W	1	S	6	5	0	0.0	0.0	0	0	-	0	0	0	0
10/14	LAC-L	1	S	8	8	0	0.0	0.0	0	0	-	0	0	0	0
10/21	at TB-L	1	S	12	11	0	0.0	0.0	0	0	-	0	0	0	0
10/28	at Pit-L	1	S	4	4	0	0.0	0.0	0	0	-	0	1	0	0
11/4	KC-L					***inactive -- groin***									
11/11	Atl-W	1	S	4	4	0	0.0	0.0	0	0	-	0	0	0	0
11/25	at Cin-W	1	S	3	3	0	0.0	0.0	1	2	2	0	1	0	0
12/2	Hou-L	1	S	8	7	1	0.0	0.0	0	0	-	0	0	0	0
12/9	Car-W	1	S	9	8	1	0.0	0.0	1	7	7	0	1	0	0
12/15	at Den-W	1	S	2	1	1	0.0	0.0	0	0	-	0	0	0	0
12/23	Cin-W	1	S	3	1	2	0.0	0.0	0	0	-	0	0	0	0
12/30	at Bal-L	1	S	6	3	3	0.0	0.0	0	0	-	0	0	0	0
<b>2018 totals</b>		<b>15</b>	<b>15</b>	<b>84</b>	<b>71</b>	<b>13</b>	<b>0.0</b>	<b>0.0</b>	<b>4</b>	<b>59</b>	<b>50</b>	<b>0</b>	<b>9</b>	<b>0</b>	<b>1</b>

### 2017, GREEN BAY

Date	Opp	GP	GS	Tot	So	As	Sk	Yd	Int	Yd	Lg	TD	PD	FF	FR
9/10	Sea-W	1	DB	6	6	0	0.0	0.0	0	0	-	0	1	0	0
9/17	at Atl-L	1	DB	3	3	0	0.0	0.0	0	0	-	0	0	0	0
9/24	Cin-W	1	DB	4	3	1	0.0	0.0	0	0	-	0	0	0	0
9/28	Chi-W	1	DB	5	3	2	0.0	0.0	0	0	-	0	0	0	0
10/8	at Dal-W	1		1	1	0	0.0	0.0	1	21	21	1	1	0	0
10/15	at Min-L	1	DB	3	3	0	0.0	0.0	1	14	14	0	1	0	0
10/22	NO-L	1		3	2	1	0.0	0.0	1	0	0	0	1	0	0
11/6	Det-L	1	DB	4	3	1	0.0	0.0	0	0	-	0	0	0	1
11/12	at Chi-W	1	DB	3	3	0	0.0	0.0	0	0	-	0	0	0	0
11/19	Bal-L	1	DB	2	2	0	0.0	0.0	0	0	-	0	0	0	0
11/26	at Pit-L	1	DB	5	1	4	0.0	0.0	1	0	0	0	2	0	0
12/3	TB-W	1	DB	2	2	0	0.0	0.0	0	0	-	0	1	0	0
12/10	at Cle-W	1	DB	2	2	0	0.0	0.0	0	0	-	0	1	0	0
12/17	at Car-L	1	DB	4	4	0	0.0	0.0	0	0	-	0	1	0	0
12/23	Min-L					***inactive -- knee***									
12/31	at Det-L					***inactive -- knee***									
<b>2017 totals</b>		<b>14</b>	<b>12</b>	<b>53</b>	<b>48</b>	<b>5</b>	<b>0.0</b>	<b>0.0</b>	<b>4</b>	<b>40</b>	<b>40</b>	<b>0</b>	<b>9</b>	<b>0</b>	<b>1</b>



# RANDALL CONTINUED

## 2016, GREEN BAY

Date	Opp	GP	GS	Tot	So	As	Sk	Yd	Int	Yd	Lg	TD	PD	FF	FR
9/11	at Jax-W	1	DB	6	6	0	0.0	0.0	0	0	-	2	0	0	0
9/18	at Min-L	1	DB	5	5	0	0.0	0.0	0	0	-	0	0	0	0
9/25	Det-W	1	DB	2	2	0	0.0	0.0	1	44	44	1	0	0	0
10/9	NYG-W						***inactive -- groin***								
10/16	Dal-L	1	DB	2	2	0	0.0	0.0	0	0	-	0	0	0	0
10/20	Chi-W						***inactive -- groin***								
10/30	at Atl-L						***inactive -- groin***								
11/6	Ind-L						***inactive -- groin***								
11/13	at Ten-L						***inactive -- groin***								
11/20	at Was-L						***inactive -- groin***								
11/28	at Phi-W	1	DB	6	6	0	0.0	0.0	0	0	-	0	1	0	0
12/4	Hou-W	1	DB	2	1	1	0.0	0.0	0	0	-	0	0	0	0
12/11	Sea-W	1	DB	5	3	2	0.0	0.0	2	47	26	0	2	0	0
12/18	at Chi-W	1	DB	1	1	0	0.0	0.0	0	0	-	0	1	0	0
12/24	Min-W	1		4	4	0	0.0	0.0	0	0	-	0	2	0	0
1/1	at Det-W	1	DB	6	5	1	0.0	0.0	0	0	-	0	0	0	0
2016 totals		10	9	39	35	4	0.0	0.0	3	91	44	0	9	0	0

1/8/17	NYG-W1	1	DB	5	5	0	0.0	0.0	1	78	78	0	3	0	0
1/15/17	at Dal-W2	1	DB	6	5	1	0.0	0.0	0	0	-	0	0	0	0
1/22/17	at Atl-L3	1	DB	1	1	0	0.0	0.0	0	0	-	0	0	0	0

1-NFC Wild Card; 2-NFC Divisional Playoff; 3-NFC Championship

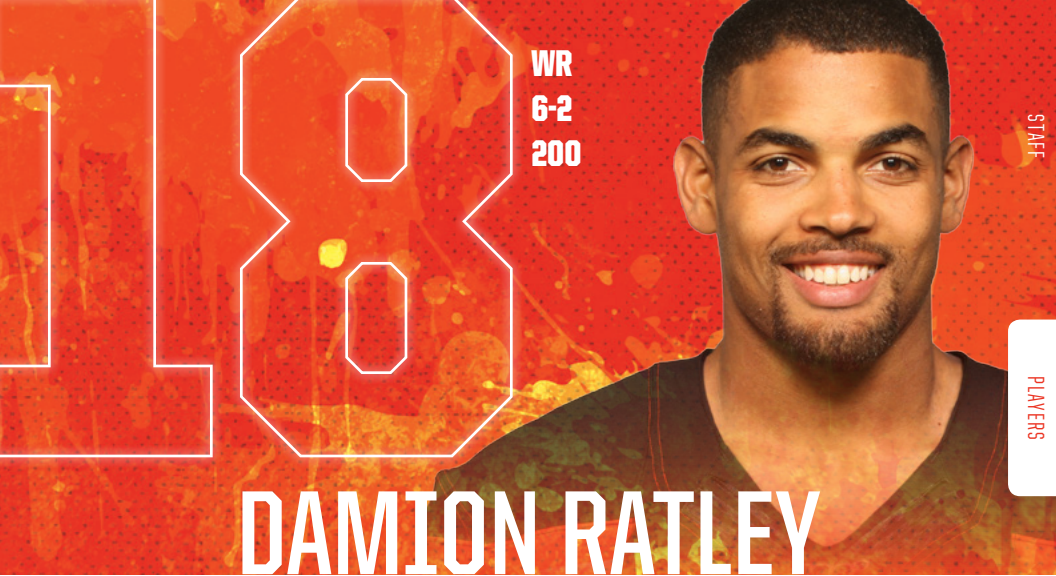
## 2015, GREEN BAY

Date	Opp	GP	GS	Tot	So	As	Sk	Yd	Int	Yd	Lg	TD	PD	FF	FR
9/13	at Chi-W	1		1	1	0	0.0	0.0	0	0	-	0	2	0	0
9/20	Sea-W	1		0	0	0	0.0	0.0	0	0	-	0	1	0	0
9/28	KC-W	1		3	2	1	0.0	0.0	0	0	-	0	1	0	0
10/4	at SF-W	1		4	3	1	0.0	0.0	0	0	-	0	1	0	0
10/11	StL-W	1	DB	4	4	0	0.0	0.0	0	0	-	0	0	0	0
10/18	SD-W	1	DB	7	7	0	0.0	0.0	0	0	-	0	2	0	0
11/1	at Den-L	1		7	6	1	0.0	0.0	1	0	0	0	1	0	0
11/8	at Car-L	1	DB	5	5	0	0.0	0.0	1	4	4	0	2	0	0
11/15	Det-L	1	DB	4	4	0	0.0	0.0	0	0	-	0	1	0	0
11/22	at Min-W	1	DB	7	6	1	0.0	0.0	0	0	-	0	1	0	0
11/26	Chi-L	1	DB	2	2	0	0.0	0.0	0	0	-	0	0	0	0
12/3	at Det-W						***inactive -- knee/hamstring***								
12/13	Dal-W	1	DB	0	0	0	0.0	0.0	0	0	-	0	1	0	0
12/20	at Oak-W	1	DB	7	6	1	0.0	0.0	1	43	43	1	1	0	0
12/27	at Ari-L	1	DB	4	4	0	0.0	0.0	0	0	-	0	0	0	0
1/3	Min-L	1		3	3	0	0.0	0.0	0	0	-	0	0	0	0
2015 totals		15	9	58	53	5	0.0	0.0	3	47	43	1	14	0	0

1/10/16	at Was-W1	1	DB	8	4	4	0.0	0.0	0	0	-	0	1	0	0
1/16/16	at Ari-L2	1	DB	3	3	0	0.0	0.0	1	0	0	0	1	0	0

1-NFC Wild Card; 2-NFC Divisional Playoff





WR  
6-2  
200

# DAMION RATLEY

## SCHOOL

TEXAS A&M

## BORN

4/16/1995

## ACQUIRED

D6A - '18

## EXP

2ND

## TRANSACTIONS

Selected by the Cleveland Browns in the sixth round (175th overall) of the 2018 NFL Draft.

## AT A GLANCE

Played in 13 games with three starts as a rookie last year...Registered 13 catches for 144 yards... Caught 47 passes for 920 yards and eight touchdowns at Texas A&M...Transferred to Texas A&M as a sophomore in 2015 after an All-America freshman season at Blinn Junior College in 2014...Earned his degree in architecture.

## SEASONAL REVIEWS

**2018** Played in 13 games with three starts at WR...Posted 13 catches for 144 yards...(9/16) at NO: In NFL debut, contributed on special teams...(10/14) vs. LAC: Started first career game at WR, posting six receptions for team-high 82 yards.

## COLLEGE

Started 17 of 34 contests at Texas A&M, catching 47 passes for 920 yards and eight scores... Registered 10 starts in 12 games with 30 receptions for 694 yards and six touchdowns in 2017... Saw action in every games with one start as a junior in 2016, contributing two receptions for 26 yards...Started six of 12 games in his first season at Texas A&M as a sophomore in 2015...Posted 15 receptions for 200 yards and two scores...Transferred from Blinn Junior College...As a freshman at Blinn in 2014, earned honorable mention All-America and first team all-conference honors...Caught 45 passes for 1,197 yards and 20 touchdowns...Earned his degree in architecture.

## PERSONAL

Native of Yoakum, Texas...Son of Chasity Ratley and Damion Ford...Credits his mom as his biggest influence in life...Has a brother, Bryan, who is in the military...Has another brother, Eric.

STAFF

PLAYERS

2018 SEASON

HISTORY

RECORDS

GAME DAY



## RATLEY CONTINUED

**High School** Attended Yoakum High School (Yoakum, Texas)...Named first team all-district and second team all-state...Also played baseball.

**Community Involvement** Participated in numerous youth football camps and First and Ten Tuesday visits...Volunteered at the Greater Cleveland Food Bank...Golfed in the Browns Golf Tournament.

**Hobbies/Interests** Enjoys fishing and watching Prison Break in his free time...Lists American Gangster as his favorite movie...Would be working in architecture/construction if he wasn't playing football.

## RATLEY'S CAREER

Year	Team	RECEIVING							RUSHING					
		GP	GS	No	Yds	Avg	Lg	TD	Att	Yds	Avg	Lg	TD	
2018	Cle	13	3	13	144	11.1	27	0	0	0	0.0	-	0	

## RATLEY'S GAME-BY-GAME

### 2018, CLEVELAND

Date	Opp	GP	GS	No	Yds	Avg	Lg	TD
9/9	Pit-T			***inactive - coach's decision***				
9/16	at NO-L	1		0	0	-	-	0
9/20	NYJ-W	1		0	0	-	-	0
9/30	at Oak-L			***inactive - coach's decision***				
10/7	Bal-W			***inactive - coach's decision***				
10/14	LAC-L	1	WR	6	82	13.7	27	0
10/21	at TB-L	1	WR	3	23	7.7	9	0
10/28	at Pit-L	1		1	21	21.0	21	0
11/4	KC-L	1	WR	2	16	8.0	9	0
11/11	AtI-W	1		0	0	-	-	0
11/25	at Cin-W	1		0	0	-	-	0
12/2	at Hou-L	1		1	2	2.0	2	0
12/9	Car-W	1		0	0	-	-	0
12/15	at Den-W	1		0	0	-	-	0
12/23	Cin-W	1		0	0	-	-	0
12/30	at Bal-L	1		0	0	-	-	0
<b>2018 totals</b>		<b>13</b>	<b>3</b>	<b>13</b>	<b>144</b>	<b>11.1</b>	<b>27</b>	<b>0</b>





STAFF

PLAYERS

2018 SEASON

HISTORY

RECORDS

GAME DAY

## PRO BOWLS

2013 NFL DEFENSIVE  
ROOKIE OF THE YEAR

## SCHOOL

MISSOURI

## BORN

11/29/1990

## ACQUIRED

UFA (MIN.) - '19

## EXP

7TH

## TRANSACTIONS

Selected by the New York Jets in the first round (13th overall) of the 2013 NFL Draft...Traded to the Seattle Seahawks on Sept. 1, 2017...Signed as an unrestricted free agent by the Minnesota Vikings on March 16, 2018...Signed by the Cleveland Browns as an unrestricted free agent on March 13, 2019.

## AT A GLANCE

Notched 335 tackles, 23.5 sacks, seven passes batted down, six forced fumbles, five fumble recoveries and an interception in 89 career games with 87 starts...Has carried the ball on offense four times for two scores...Tied DL William "The Refrigerator" Perry for the most rushing touchdowns by a DL in a season (two) and tied with Perry and Dontari Poe for career rushing touchdowns (two) by a DL.

## CAREER HIGHLIGHTS

2013 AP NFL Defensive Rookie of the Year and a member of the 2013 All-Rookie Team... Named Rookie of the Month for November in 2013...Named to his only career Pro Bowl in 2014.



## SEASONAL REVIEWS

**2018** Started all 16 games, finishing with 62 total tackles (43 solo) and 4.5 sacks...A key contributor on a defense that ranked fourth in the NFL in both points and yards allowed...(9/9) vs. SF: Made his Vikings debut, recording seven tackles and a half-sack...(9/16) at GB: Notched a half-sack for the second consecutive game, bringing his career total to 20...(10/28) at NO: Grabbed a season-high eight tackles...(11/4) vs. Det.: Recorded three solo tackles and a half-sack as the defense set a franchise record by sacking Matthew Stafford 10 times...(11/25) vs. GB: Totaled seven tackles and a season-high two sacks, his first multi-sack game since 12/11/14...(12/16) vs. Mia: wrapped up three tackles and a sack.

**2017** Started 15 games...Recorded 44 tackles (27 solo), tied a career-high two fumble recoveries, and registered his first career interception...(10/8) at LAR: Recovered and returned a fumble 20 yards, while also recording his first career interception, returning it five yards...(11/9) at Ari.: Returned from injury to register his second fumble recovery of the year...(11/20) vs. Atl.: Sacked Matt Ryan and recorded a season-high six tackles...(12/3) vs. Phi.: Forced a fumble that resulted in a touchback.

**2016** Played in 15 games, starting 14...Finished the season with 62 total tackles and 1.5 sacks...(9/15) at Buf.: In his season debut, recorded four tackles...(10/9) at Pit.: Notched his first fumble recovery of the season...(10/17) at Ari.: Tied a career high in solo tackles with seven...(10/23) vs. Bal.: Sacked Joe Flacco and helped limit the Ravens to a franchise-low six rushing yards...(1/1) vs. Buf.: Forced and recovered a fumble that led to a field goal.

**2015** Started all 11 games he appeared...Finished second on the team with five sacks...Registered 35 tackles on the year with a pair of pass breakups and forced fumbles...Contributed on the No. 1-ranked defense in the AFC and second in the NFL...(10/18) vs. Was.: In season debut, posted three tackles and a half-sack...(10/25) at NE: Contributed with four tackles and brought down Tom Brady for a four-yard sack...Added a forced fumble...(11/29) at Mia.: Registered a strip-sack for a 10-yard loss...(12/27) at NE: Corralled his fifth sack on the year...(1/3) at Buf.: Tallied a season-high six tackles in the season finale.

**2014** Started all 16 games for the first time in his career...Awarded his only Pro Bowl appearance following the season...Tallied 67 total tackles with a career-high eight sacks...(9/14) at GB: Posted four tackles and a fumble recovery...(9/22) vs. Chi.: Contributed his first sack of the season, as well as three tackles and a pass breakup...(10/5) at SD: Registered his third consecutive game with a sack...(10/12) vs. Den.: Forced his first fumble of the year, adding seven stops...(10/26) vs. Buf.: Recorded a career-high nine tackles...(12/7) at Min.: Reached the QB three times, for a new season high...Added seven tackles.

**2013** As a rookie, appeared in 16 games and started the final 15 for the Jets...Named AP NFL Defensive Rookie of the Year...Named Rookie of the Month for November...Received All-Rookie Team honors...Totaled 78 tackles, 3.5 sacks, one pass defended and one forced fumble...Added two rushing touchdowns on offense...Only defensive player in 2013 to post a pair of rushing scores...(9/8) vs. TB: In NFL debut, posted seven tackles and a half-sack...(9/22) vs. Buf.: Posted the first full sack of his career, an eight-yard drop...(10/7) at Atl.: Notched five tackles and batted down his first career pass...Also sacked the quarterback for an eight-yard loss...(10/13) vs. Pit.: Forced his first career fumble, as well as posting six tackles...Posted career highs in tackles with nine in back-to-back weeks at Buffalo (11/17) and at Baltimore (11/24).



## COLLEGE

Started 23 of the 34 games he played, including 13 starts in 24 contests in his final two seasons at Missouri...Recorded 116 tackles, six sacks, four forced fumbles and a pair of fumble recoveries... Started all 11 games as a redshirt junior and earned All-American Dream Team and All-SEC second-team honors from The NFL Draft Report...Led the SEC with a career-high 79 tackles...Registered four sacks, three forced fumbles, two fumble recoveries, three passes defended and blocked a kick...Played in 13 games with two starts while playing through a shoulder injury as a redshirt sophomore...Earned honorable mention All-Big 12 from league coaches after he registered 37 tackles, one forced fumble and two sacks...In his lone season at College of the Sequoias before transferring, he registered 65 tackles, 2.5 sacks and two passes defended...Studied real estate business.

## PERSONAL

Native of St. Louis, Mo...Son of Zelda and Michael Richardson...Has a daughter, Riley.

**High School** Attended Gateway Tech High School (St. Louis, Mo.)...Ranked No. 1 overall player coming out of the state of Missouri...Named 2008 EA Sports first team All-American as a senior after registering 88 tackles, 19 sacks, seven fumble recoveries, five forced fumbles and an interception...Also lettered in basketball and baseball and participated in track and field.

**Community Involvement** Represented the Minnesota Vikings Foundation during the 2018 My Cause My Cleats campaign to honor the youth and mission the foundation carries out in the Twin Cities.

**Hobbies/Interests** Proud Missouri alum and actively supports Mizzou football.

## RICHARDSON'S CAREER

			TACKLES					INTERCEPTIONS					FUMBLES				
Year	Team	GP	GS	Tot	Solo	Asst	Sk	Yds	No	Yds	Lg	TD	PD	FF	FR	Yds	
2013	NYJ	16	15	49	26	23	4.5	29	0	0	-	0	0	1	0	0	
2014	NYJ	16	16	44	27	17	1.0	41.5	1	5	5	0	1	1	1	0	
2015	NYJ	11	11	62	38	24	1.5	28.5	0	0	-	0	2	2	0	0	
2016	NYJ	15	14	35	20	15	5.0	9	0	0	-	0	2	1	1	0	
2017	Sea	15	15	67	42	25	8.0	5	0	0	-	0	1	1	0	0	
2018	Min	16	16	78	42	36	3.5	31.5	0	0	-	0	1	0	0	0	
NFL totals		89	87	335	195	140	23.5	144.5	1	5	5	0	7	6	2	0	

**ADDITIONAL STATISTICS:** Sacks - T. Brady (3), B. Bortles (0.5), T. Bridgewater (3), K. Cousins (1), J. Cutler (1), J. Flacco (2), J. Freeman (0.5), J. Garoppolo (1), E. Manuel (1), K. Moore (1), K. Orton (0.5), P. Rivers (1), M. Ryan (2), R. Tannehill (3), T. Taylor (1); NFL Total: 23.5. Fumbles: Forced - 6, last, vs. Phi., 12/3/17. Recovered - 2, 1 at GB, 9/14/14; 1 vs. Buf, 1/1/17. Passes defended: 1, 7 times; last, at Lar., 10/8/17.

**SINGLE-GAME HIGHS & CAREER MILESTONES:** Multiple sack games: 2, twice: 3 at Min, 12/7/14; 2 vs. GB, 11/25/18. Career Sacks: 23.5; last, 12/16/18 vs. Mia. TACKLES: Total - 9, three times, last 10/26/14 vs. Buf. Solo: 7, twice at Ari, 10/17/16; at Bal., 11/24/13. Interceptions: 1, at Lar., 10/8/17 (J. Goff). Yards - 5, at Lar., 10/8/17. TDs - None. Sacks - 3 at Min, 12/7/14. NFL Debut: vs. TB., 9/8/13. First NFL Start: vs. TB., 9/8/13. First NFL Sack: vs. TB., 9/8/13.



# RICHARDSON CONTINUED

## RICHARDSON'S GAME-BY-GAME

### 2018, MINNESOTA

Date	Opp	GP	GS	Tot	So	As	Sk	Yd	Int	Yd	Lg	TD	PD	FF	FR
9/9	SF-W	1	DT	6	4	2	0.5	4.5	0	0	-	0	0	0	0
9/16	at GB-T	1	DT	2	0	2	0.5	3.5	0	0	-	0	0	0	0
9/23	Buf-L	1	DT	3	2	1	0.0	0	0	0	-	0	0	0	0
9/27	at Lar-L	1	DT	6	4	2	0.0	0	0	0	-	0	0	0	0
10/7	at Phi-W	1	DT	1	0	1	0.0	0	0	0	-	0	0	0	0
10/14	Ari-W	1	DT	2	1	1	0.0	0	0	0	-	0	0	0	0
10/21	at NYJ-W	1	DT	2	1	1	0.0	0	0	0	-	0	0	0	0
10/28	NO-L	1	DT	5	1	4	0.0	0	0	0	-	0	0	0	0
11/4	Det-W	1	DT	3	1	2	0.5	4.5	0	0	-	0	0	0	0
11/18	at Chi-L	1	DT	1	0	1	0.0	0	0	0	-	0	0	0	0
11/25	GB-W	1	DT	7	3	4	2.0	16	0	0	-	0	0	0	0
12/2	at NE-L	1	DT	3	2	1	0.0	0	0	0	-	0	0	0	0
12/10	at Sea-L	1	DT	3	3	0	0.0	0	0	0	-	0	0	0	0
12/16	Mia-W	1	DT	3	2	1	1.0	3	0	0	-	0	0	0	0
12/23	at Det-W	1	DT	1	1	0	0.0	0	0	0	-	0	0	0	0
12/30	Chi-L	1	DT	1	1	0	0.0	0	0	0	-	0	0	0	0
<b>2018 totals</b>		<b>16</b>	<b>16</b>	<b>49</b>	<b>26</b>	<b>23</b>	<b>4.5</b>	<b>31.5</b>	<b>0</b>	<b>0</b>	<b>-</b>	<b>0</b>	<b>0</b>	<b>0</b>	<b>0</b>

### 2017, SEATTLE

Date	Opp	GP	GS	Tot	So	As	Sk	Yd	Int	Yd	Lg	TD	PD	FF	FR
9/10	at GB-L	1	RDT	4	4	0	0.0	0	0	0	-	0	0	0	0
9/17	SF-W	1	RDT	2	0	2	0.0	0	0	0	-	0	0	0	0
9/24	at Ten-L	1	RDT	2	2	0	0.0	0	0	0	-	0	0	0	0
10/1	Ind-L	1	RDT	4	1	3	0.0	0	0	0	-	0	0	0	0
10/8	at LAR-W	1	RDT	0	0	0	0.0	0	1	5	5	0	1	0	1
10/22	at NYG-W	1	RDT	2	1	1	0.0	0	0	0	-	0	0	0	0
10/29	Hou-W	1	RDT	1	0	1	0.0	0	0	0	-	0	0	0	0
11/5	Was-L						***inactive -- oblique***								
11/9	at Ari-W	1	RDT	2	2	0	0.0	0	0	0	-	0	0	0	1
11/20	AtH-L	1	RDT	6	4	2	1.0	5	0	0	-	0	0	0	0
11/26	at SF-W	1	RDT	6	4	2	0.0	0	0	0	-	0	0	0	0
12/3	Phi-W	1	RDT	4	2	2	0.0	0	0	0	-	0	0	1	0
12/10	at Jax-L	1	RDT	2	2	0	0.0	0	0	0	-	0	0	0	0
12/17	LAR-L	1	RDT	2	1	1	0.0	0	0	0	-	0	0	0	0
12/24	at Dal-W	1	RDT	4	2	2	0.0	0	0	0	-	0	0	0	0
12/31	Ari-L	1	RDT	3	2	1	0.0	0	0	0	-	0	0	0	0
<b>2017 totals</b>		<b>15</b>	<b>15</b>	<b>44</b>	<b>27</b>	<b>17</b>	<b>1.0</b>	<b>5</b>	<b>1</b>	<b>5</b>	<b>5</b>	<b>0</b>	<b>1</b>	<b>1</b>	<b>2</b>

### 2016, NEW YORK JETS

Date	Opp	GP	GS	Tot	So	As	Sk	Yd	Int	Yd	Lg	TD	PD	FF	FR
9/11	Cin-L						***reserved/suspension by commissioner***								
9/15	at Buf-W	1	DT	4	4	0	0.0	0	0	0	-	0	0	0	0
9/25	at KC-L	1	DT	6	5	1	0.5	4	0	0	-	0	0	0	0
10/2	Sea-L	1	DT	2	2	0	0.0	0	0	0	-	0	0	0	0
10/9	at Pit-L	1	DT	2	1	1	0.0	0	0	0	-	0	0	0	1
10/17	at Ari-L	1	DT	7	7	0	0.0	0	0	0	-	0	0	0	0
10/23	Bal-W	1	DT	7	6	1	1.0	9	0	0	-	0	0	0	0
10/30	at Cle-W	1	DT	0	0	0	0.0	0	0	0	-	0	0	0	0
11/6	at Mia-L	1	O	6	1	5	0.0	0	0	0	-	0	1	0	0
11/13	LAR-L	1	DT	7	3	4	0.0	0	0	0	-	0	0	0	0
11/27	NE-L	1	DT	3	2	1	0.0	0	0	0	-	0	0	0	0
12/5	Ind-L	1	DT	0	0	0	0.0	0	0	0	-	0	0	0	0
12/11	at SF-W	1	DT	2	1	1	0.0	0	0	0	-	0	0	0	0
12/17	Mia-L	1	DT	2	2	0	0.0	0	0	0	-	0	0	0	0
12/24	at NE-L	1	DT	8	1	7	0.0	0	0	0	-	0	0	0	0
1/1	Buf-W	1	DT	6	3	3	0.0	0	0	0	-	0	1	1	1
<b>2016 totals</b>		<b>15</b>	<b>14</b>	<b>62</b>	<b>38</b>	<b>24</b>	<b>1.5</b>	<b>9</b>	<b>0</b>	<b>0</b>	<b>-</b>	<b>0</b>	<b>2</b>	<b>1</b>	<b>2</b>



# RICHARDSON CONTINUED

STAFF

PLAYERS

2018 SEASON

HISTORY

RECORDS

GAME DAY

## 2015, NEW YORK JETS

Date	Opp	GP	GS	Tot	So	As	Sk	Yd	Int	Yd	Lg	TD	PD	FF	FR
9/13	Cle-W														
9/21 at	Ind-W														
9/27	Phi-L														
10/4 at	Mia-W														
10/18	Was-W	1	DT	3	0	3	0.5	2.5	0	0	-	0	0	0	0
10/25 at	NE-L	1	DT	4	4	0	1.0	4	0	0	-	0	0	1	0
11/1 at	Oak-L	1	DT	2	2	0	0.0		0	0	-	0	1	0	0
11/8	Jax-W	1	DT	5	2	3	0.5	3.5	0	0	-	0	0	0	0
11/12	Buf-L	1	DT	5	1	4	0.5	3.5	0	0	-	0	0	0	0
11/22 at	Hou-L														
11/29	Mia-W	1	DT	1	1	0	1.0	10	0	0	-	0	1	1	0
12/6 at	NYG-W	1	DT	3	3	0	0.0	0	0	0	-	0	0	0	0
12/13	Ten-W	1	DT	1	0	1	0.0	0	0	0	-	0	0	0	0
12/19 at	Dal-W	1	DT	3	1	2	0.5	0	0	0	-	0	0	0	0
12/27	NE-W	1	DT	2	1	1	1.0	5	0	0	-	0	0	0	0
1/3 at	Buf-L	1	DT	6	5	1	0.0	0	0	0	-	0	0	0	0
2015 totals		11	11	35	20	15	5.0	28.5	0	0	-	0	2	2	0

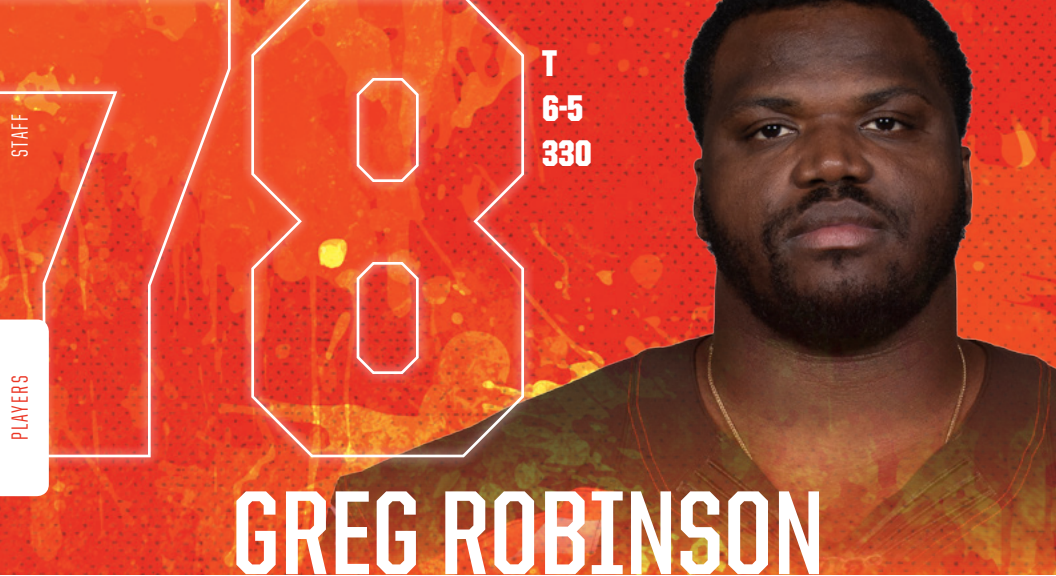
## 2014, NEW YORK JETS

Date	Opp	GP	GS	Tot	So	As	Sk	Yd	Int	Yd	Lg	TD	PD	FF	FR
9/7	Oak-W	1	DT	0	0	0	0.0	0	0	0	-	0	0	0	0
9/14 at	GB-L	1	DT	4	3	1	0.0	0	0	0	-	0	0	0	1
9/22	Chi-L	1	DT	3	1	2	1.0	6	0	0	-	0	1	0	0
9/28	Det-L	1	DT	8	4	4	1.0	9	0	0	-	0	0	0	0
10/5 at	SD-L	1	DT	5	4	1	1.0	2	0	0	-	0	0	0	0
10/12	Den-L	1	DT	7	4	3	0.0	0	0	0	-	0	0	1	0
10/16 at	NE-L	1	DT	5	2	3	0.0	0	0	0	-	0	0	0	0
10/26	Buf-L	1	DT	9	5	4	0.5	4	0	0	-	0	0	0	0
11/2 at	KC-L	1	DT	4	3	1	0.0	0	0	0	-	0	0	0	0
11/9	Pit-W	1	DT	4	1	3	0.0	0	0	0	-	0	0	0	0
11/24 at	Buf-L	1	DT	1	1	0	0.0	0	0	0	-	0	0	0	0
12/1	Mia-L	1	DT	1	1	0	0.0	0	0	0	-	0	0	0	0
12/7 at	Min-L	1	DT	7	5	2	3.0	12	0	0	-	0	0	0	0
12/14 at	Ten-W	1	DT	3	3	0	0.0	0	0	0	-	0	0	0	0
12/21	NE-L	1	DT	3	2	1	0.5	3.5	0	0	-	0	0	0	0
12/28 at	Mia-W	1	DT	3	3	0	1.0	5	0	0	-	0	0	0	0
2014 totals		16	16	67	42	25	8.0	41.5	0	0	-	0	1	1	1

## 2013, NEW YORK JETS

Date	Opp	GP	GS	Tot	So	As	Sk	Yd	Int	Yd	Lg	TD	PD	FF	FR
9/8	TB-W	1	DT	7	3	4	0.5	5	0	0	-	0	0	0	0
9/12 at	NE-L	1	DT	5	2	3	0.0	0	0	0	-	0	0	0	0
9/22	Buf-W	1	DT	5	3	2	1.0	8	0	0	-	0	0	0	0
9/29 at	Ten-L	1	DT	3	0	3	0.0	0	0	0	-	0	0	0	0
10/7 at	Atl-W	1	DT	5	3	2	1.0	8	0	0	-	0	1	0	0
10/13	Pit-L			6	5	1	0.0	0	0	0	-	0	0	1	0
10/20	NE-W	1	DT	5	3	2	0.0	0	0	0	-	0	0	0	0
10/27 at	Cin-L	1	DT	2	0	2	0.0	0	0	0	-	0	0	0	0
11/3	NO-W	1	DT	4	2	2	0.0	0	0	0	-	0	0	0	0
11/17 at	Buf-L	1	DT	9	5	4	0.0	0	0	0	-	0	0	0	0
11/24 at	Bal-L	1	DT	9	7	2	1.0	8	0	0	-	0	0	0	0
12/1	Mia-L	1	DT	5	3	2	0.0	0	0	0	-	0	0	0	0
12/8	Oak-W	1	DT	2	1	1	0.0	0	0	0	-	0	0	0	0
12/15 at	Car-L	1	DT	4	1	3	0.0	0	0	0	-	0	0	0	0
12/22	Cle-W	1	DT	6	3	3	0.0	0	0	0	-	0	0	0	0
12/29 at	Mia-W	1	DT	1	1	0	0.0	0	0	0	-	0	0	0	0
Total		16	15	78	42	36	3.5	29	0	0	-	0	1	1	0





STAFF

PLAYERS

2018 SEASON

HISTORY

RECORDS

GAME DAY

**SCHOOL**  
AUBURN**BORN**  
10/21/1992**ACQUIRED**  
FA - '18**EXP**  
6TH**TRANSACTIONS**

Selected by the St. Louis Rams in the first round (second overall) of the 2014 NFL Draft...Traded to the Detroit Lions on June 15, 2017...Signed by the Cleveland Browns as a free agent on June 19, 2018.

**AT A GLANCE**

Played in 68 career games with 56 starts since being selected second overall in the 2014 NFL Draft...Started final eight games at LT in 2018...Part of a Browns unit that did not allow a sack in five of team's final seven games.

**SEASONAL REVIEWS**

**2018** Started final eight games at LT, playing every offensive snap during that span...Contributed on field goal protect in all 16 games...Key part of Browns unit that did not allow a sack in five of team's final seven games (three total, fewest allowed in NFL during Weeks 10-17)...(11/11) vs. Atl.: In 28-16 win, started at LG, playing every offensive snap and contributing on field goal protect...Helped Browns become one of only three teams to rush for 200-plus yards (211) and not surrender a sack in a game in 2018 (Saints and Colts)...(11/25) at Cin.: During 35-20 division victory on road, started at LT, playing every offensive snap...Helped Browns go back-to-back weeks with zero sacks allowed for first time since 2007...(12/2) at Hou.: Started at LT, playing every offensive snap...Member of Browns OL that did not surrender a sack in three games for first time since 1988...(12/23) vs. Cin.: Completing sweep of Bengals with 26-18 win, started at LT, playing every offensive snap...Bolstered Browns' 146 rushing yards and 5.2 per carry avg. (28 attempts).

**2017** Started the first six games of the 2017 season for the Lions at left tackle before being placed on injured reserve...(9/10) vs. Ariz.: Part of an offensive line that helped QB Matthew Stafford throw for 292 yards and four touchdowns...(9/18) at NYG: Helped the Lions rush for 138 yards.

**2016** Started 14 of 14 games at left tackle for the Rams.



## ROBINSON CONTINUED

**2015** Started every game of the season for the first time in his career...Part of a Rams offense that finished seventh in the NFL in rushing yards (1,956), sixth in rushing touchdowns (16) and sixth in yards per carry (4.6 avg.)...(10/2) at Ari.: Helped block for RB Todd Gurley's first career 100-yard rushing game (12/13) vs. Det.: Helped the Rams rush for 203 yards.

**2014** Played in all 16 games with 12 starts as a rookie...Saw action as both a guard and tackle...(10/13) vs. S.F.: Started his first career game.

### COLLEGE

Started all 26 games he appeared in as a left tackle at Auburn...Helped the offense rush for 64 touchdowns in his last two seasons (2012-13)...As a redshirt sophomore in 2013, started every game and earned second team All-America and Associated Press first team all-conference honors...Started as a left tackle in 11 games as a redshirt freshman in 2012...Redshirted in 2011...Majored in public administration.

### PERSONAL

Native of Thibodaux, La...Son of the late Greg Blackledge and Rhonda Robinson.

**High School** Attended Thibodaux High School (Thibodaux, La.)...Named to the Orlando Sentinel's All-Southern Team as a first team selection from Louisiana...Two-time all-state lineman...Competed as a defensive tackle until his junior year before converting to offensive guard.

**Community Involvement** Involved in Military Day at training camp...Volunteered at the Greater Cleveland Food Bank and the Town Hall 6th Annual Feed the Need in Ohio City...Supported alcohol and substance abuse/recovery resources for My Cause, My Cleats...Participated in the 2018 Adopt-A-Family Program.

## ROBINSON'S CAREER

Year	Team	GP	GS
2014	StL	16	12
2015	StL	16	16
2016	LAR	14	14
2017	Det	6	6
2018	Cle	16	8
<b>NFL totals</b>		<b>68</b>	<b>56</b>

**ADDITIONAL STATISTICS:** Misc. fumble recoveries - 1 in 2014, 1 in 2016, 1 in 2017; NFL total: 3.

**CAREER MILESTONES:** NFL debut: vs. Min., 9/7/14. First NFL start: vs. SF, 10/13/14.





## PRO BOWLS



## SCHOOL

WISCONSIN

## BORN

11/6/1993

## ACQUIRED

D4A - '16

## EXP

4TH

## TRANSACTIONS

Selected by the Cleveland Browns in the fourth round (99th overall) of the 2016 NFL Draft.

## AT A GLANCE

Last name pronounced SHOW-bert...Started all 13 games played at MIKE in 2018, posting 103 tackles (57 solo), three sacks and one interception...Added a career-best six passes defended, two forced fumbles and his first two career fumble recoveries...Missed first game of his life in Week 7 with a hamstring injury...Earned a spot at Wisconsin in 2012 as a walk-on after receiving no scholarship offers from any colleges...Earned All-America honors in 2015, along with being named the Butkus-Fitzgerald Big Ten Linebacker of the Year and the Jimmy Demetral Team MVP in 2015...Prides himself on his dunking ability and won the 2012 Wisconsin Football Coaches Association All-Star game dunk contest after a between-the-legs throw down.

## CAREER HIGHLIGHTS

Tied for first in the NFL with 144 tackles in 2017...One of three NFL players to play every defensive snap for his team in 2017...Selected to his first career Pro Bowl in 2017.



## SEASONAL REVIEWS

**2018** Started all 13 games played at MIKE, posting 103 tackles (57 solo), three sacks and one interception...Added a career-best six passes defended, two forced fumbles and two fumble recoveries, his first career...Played every defensive snap until third quarter of Week 6 when he sustained a hamstring injury, ending a streak of playing every defensive snap since the 2017 season opener...(9/9) vs. Pit.: Started at MIKE, amassing team-best eight tackles (two solo), one pass defended and two fumble recoveries, his first career...(9/20) vs. NYJ: In 21-17 primetime victory, started at MIKE, registering seven tackles (four solo), one interception and a career-best two passes defended...With less than two minutes to play, intercepted NY Jets QB Sam Darnold to help secure Browns win, his second career pick...(9/30) at Oak.: Started at MIKE, amassing team-best and career-high 14 tackles (seven solo) and one sack...(12/15) at Den.: During 17-16 primetime road victory, started at MIKE, recording team-best seven tackles (four solo)...Helped limit Broncos to 32 rushing yards on 20 attempts (1.6 avg.)...(12/23) vs. Cin.: Completing sweep of Bengals with 26-18 win, started at MIKE, posting three solo tackles, one sack and one forced fumble.

**2017** Selected to Pro Bowl...Finished tied for NFL lead with 144 tackles, according to NFL.com...Played every defensive snap this season, joining Kirksey and NY Jets LB Demario Davis as only players to do so for their teams this season...In his 16 starts at MIKE, tallied career bests with three sacks, one interception, four passes defended and team-best three forced fumbles...(9/10) vs. Pit: Started at MIKE, tallying career-best and team-high nine tackles (career-high four solo)...One of five Browns to play every defensive snap, helping limit Steelers to 35 rushing yards...(10/29) vs. Min (London): Started at MIKE, posting game-best 12 tackles (11 solo), one interception and one forced fumble...Recorded first career interception (Case Keenum) on game's opening drive to set up Browns touchdown...Played every defensive snap...(11/12) at Det: Started at MIKE, recording six tackles (five solo) and one sack...Sacked Matthew Stafford in fourth quarter...Played every defensive snap...(11/19) vs. Jax: Started at MIKE, amassing 11 tackles (five solo) and one forced fumble...Played every defensive snap...(12/3) at LAC: Started at MIKE, amassing 12 tackles (seven solo), one sack and one forced fumble...Caused sack-fumble on Philip Rivers late in second quarter...Played every defensive snap.

**2016** Led team with 14 special teams tackles...Played in all 16 games with four starts...Totaled 16 tackles, one half-sack and one pass defended...(10/30) vs. NYJ: Split sack on Ryan Fitzpatrick with Danny Shelton in first quarter, earning first half-sack of career.

## COLLEGE

Played in 45 career games at Wisconsin with 28 starts...Amassed 172 tackles, 13.5 sacks and seven forced fumbles...Earned All-America honors in 2015, along with being named the Butkus-Fitzgerald Big Ten Linebacker of the Year and the Jimmy Demetral Team MVP...Started all 13 games as a senior captain, totaling 79 tackles, 9.5 sacks and five forced fumbles...Started all 14 games as a junior, recording 69 tackles, seven pass defended, two forced fumbles, and one fumble recovery...Played in all 13 games, making one start...Tallied 24 tackles, three passes defended and one sack...Played in five games as a freshman in 2012...Majored in forest science.

## PERSONAL

Given name is Joseph Robert Schobert...Last name pronounced SHOW-bert...Native of Cudahy, Wis...Married to Megan...Earned a spot at Wisconsin in 2012 as a walk-on after receiving no scholarship offers from any colleges...Can juggle and prides himself on his elaborate dunking ability.

**High School** Attended Waukesha West High School in Waukesha, Wis...Two-time captain...Earned all-state and all-region recognition as a senior, while being named county and conference player of the year...Set the state championship rushing record as a junior, earning all-state, all-region and all-conference honors at running back and safety...Also lettered in basketball, baseball and track...Two-time all-conference selection for basketball...Placed third in the state in high jump as a senior.



## SCHOBERT CONTINUED

**Community Involvement** Volunteered for a number of First and Ten Tuesday events including multiple visits to University Hospitals and volunteering at the Greater Cleveland Food Bank at Thanksgiving...Participated in the Browns' Golf Tournament and Dawg Pound Games...Attended multiple youth football camps...Supported UH Rainbow Babies & Children's Hospital for My Cause, My Cleats.

**Hobbies/Interests** Enjoys reading, fishing and golfing...Lists the Harry Potter series as his favorite books...Cites alternative as his favorite type of music and One Republic as his favorite band...Favorite movie is Captain America: Civil War and favorite TV shows are Parks and Recreation and The Office.

## SCHOBERT'S CAREER

		TACKLES					INTERCEPTIONS					FUMBLES				
Year	Team	GP	GS	Tot	Solo	Asst	Sk	Yds	No	Yds	Lg	TD	PD	FF	FR	Yds
2016	Cle	16	4	16	11	5	0.5	3.0	0	0	-	0	1	0	0	0
2017	Cle	16	16	142	86	56	3.0	18.0	1	8	8	0	4	3	0	0
2018	Cle	13	13	103	57	46	3.0	20.0	1	0	0	0	6	2	2	0
NFL totals		45	33	261	154	107	6.5	41.0	2	8	8	0	11	5	2	0

**ADDITIONAL STATISTICS:** Career sacks - Derek Carr (1.0), Jeff Driskel (1.0), Philip Rivers (1.0), Matt Stafford (1.0), Jacoby Brissett (0.5), Ryan Fitzpatrick (0.5), Philip Rivers (0.5), Mitchell Trubisky (0.5), Deshaun Watson (0.5). Career interceptions - Sam Darnold (1), Case Keenum (1). Special teams tackles - 14 in 2016; 1 in 2016; 1 in 2017; NFL totals: 16.

**SINGLE-GAME HIGHS & CAREER MILESTONES:** TACKLES: Total - 14, at Oak., 9/30/18. Solo - 11, vs. Min. (London), 10/29/17. SACKS: 1, four times; last: vs. Cin., 12/23/18. FUMBLES: Forced - 1, five times; last: vs. Cin., 12/23/18. Recovered - 2, vs. Pit., 9/9/18. PASSES DEFENSED: 2, twice: vs. NYJ, 9/20/18; vs. Bal., 10/7/18. NFL debut: at Phi., 9/11/16. First NFL start: at Bal., 9/18/16. First NFL sack: 0.5, vs. NYJ, 10/30/16 (R. Fitzpatrick).

## SCHOBERT'S GAME-BY-GAME

### 2018, CLEVELAND

Date	Opp	GP	GS	Tot	So	As	Sk	Yd	Int	Yd	Lg	TD	PD	FF	FR
9/9	Pit-T	1	MIKE	8	2	6	0.0	0.0	0	0	-	0	1	0	2
9/16	at NO-L	1	MIKE	8	3	5	0.0	0.0	0	0	-	0	0	0	0
9/20	NYJ-W	1	MIKE	7	4	3	0.0	0.0	1	0	0	0	2	0	0
9/30	at Oak-L	1	MIKE	14	7	7	1.0	4.0	0	0	-	0	0	0	0
10/7	Bal-W	1	MIKE	9	5	4	0.0	0.0	0	0	-	0	2	1	0
10/14	LAC-L	1	MIKE	3	2	1	0.5	6.0	0	0	-	0	1	0	0
10/21	at TB-L						***inactive -- hamstring***								
10/28	at Pit-L						***inactive -- hamstring***								
11/4	KC-L						***inactive -- hamstring***								
11/11	Atl-W	1	MIKE	7	4	3	0.0	0.0	0	0	-	0	0	0	0
11/25	at Cin-W	1	MIKE	8	6	2	0.0	0.0	0	0	-	0	0	0	0
12/2	at Hou-L	1	MIKE	9	1	8	0.5	2.0	0	0	-	0	0	0	0
12/9	Car-W	1	MIKE	7	6	1	0.0	0.0	0	0	-	0	0	0	0
12/15	at Den-W	1	MIKE	7	4	3	0.0	0.0	0	0	-	0	0	0	0
12/23	Cin-W	1	MIKE	3	3	0	1.0	8.0	0	0	-	0	0	1	0
12/30	at Bal-L	1	MIKE	13	10	3	0.0	0.0	0	0	-	0	0	0	0
<b>2018 totals</b>		<b>13</b>	<b>13</b>	<b>103</b>	<b>57</b>	<b>46</b>	<b>3.0</b>	<b>20.0</b>	<b>1</b>	<b>0</b>	<b>0</b>	<b>0</b>	<b>6</b>	<b>2</b>	<b>2</b>



# SCHOBERT CONTINUED

## 2017, CLEVELAND

Date	Opp	GP	GS	Tot	So	As	Sk	Yd	Int	Yd	Lg	TD	PD	FF	FR
9/10	Pit-L	1	MIKE	9	4	5	0.0	0.0	0	0	-	0	0	0	0
9/17 at	Bal-L	1	MIKE	5	3	2	0.0	0.0	0	0	-	0	0	0	0
9/24 at	Ind-L	1	MIKE	8	5	3	0.5	4.5	0	0	-	0	0	0	0
10/1	Cin-L	1	MIKE	11	4	7	0.0	0.0	0	0	-	0	0	0	0
10/8	NYJ-L	1	MIKE	2	2	0	0.0	0.0	0	0	-	0	0	0	0
10/15 at	Hou-L	1	MIKE	12	5	7	0.0	0.0	0	0	-	0	0	0	0
10/22	Ten-L	1	MIKE	10	6	4	0.0	0.0	0	0	-	0	0	0	0
10/29	Min-L	1	MIKE	12	11	1	0.0	0.0	1	8	8	0	1	1	0
11/12 at	Det-L	1	MIKE	6	5	1	1.0	1.0	0	0	-	0	0	0	0
11/19	Jax-L	1	MIKE	11	5	6	0.0	0.0	0	0	-	0	0	1	0
11/26 at	Cin-L	1	MIKE	13	10	3	0.0	0.0	0	0	-	0	0	0	0
12/3 at	LAC-L	1	MIKE	12	7	5	1.0	9.0	0	0	-	0	0	1	0
12/10	GB-L	1	MIKE	9	4	5	0.0	0.0	0	0	-	0	0	0	0
12/17	Bal-L	1	MIKE	5	2	3	0.0	0.0	0	0	-	0	1	0	0
12/24 at	Chi-L	1	MIKE	5	3	2	0.5	3.5	0	0	-	0	1	0	0
12/31 at	Pit-L	1	MIKE	12	9	3	0.0	0.0	0	0	-	0	1	0	0
2017 totals		16	16	142	86	56	3.0	18.0	1	8	8	0	4	3	0

## 2016, CLEVELAND

Date	Opp	GP	GS	Tot	So	As	Sk	Yd	Int	Yd	Lg	TD	PD	FF	FR
9/11	Phi-L	1		1	1	0	0.0	0.0	0	0	-	0	1	0	0
9/18	Bal-L	1	OLB	1	1	0	0.0	0.0	0	0	-	0	0	0	0
9/25 at	Mia-L	1		0	0	0	0.0	0.0	0	0	-	0	0	0	0
10/2 at	Was-L	1		4	1	3	0.0	0.0	0	0	-	0	0	0	0
10/9	NE-L	1		2	2	0	0.0	0.0	0	0	-	0	0	0	0
10/16 at	Ten-L	1	OLB	0	0	0	0.0	0.0	0	0	-	0	0	0	0
10/23 at	Cin-L	1		0	0	0	0.0	0.0	0	0	-	0	0	0	0
10/30	NYJ-L	1	OLB	3	2	1	0.5	3.0	0	0	-	0	0	0	0
11/6	Dal-L	1		0	0	0	0.0	0.0	0	0	-	0	0	0	0
11/10 at	Bal-L	1		0	0	0	0.0	0.0	0	0	-	0	0	0	0
11/20	Pit-L	1		1	1	0	0.0	0.0	0	0	-	0	0	0	0
11/27	NYG-L	1		0	0	0	0.0	0.0	0	0	-	0	0	0	0
12/11	Cin-L	1		0	0	0	0.0	0.0	0	0	-	0	0	0	0
12/18 at	Buf-L	1		2	1	1	0.0	0.0	0	0	-	0	0	0	0
12/24	SD-W	1		0	0	0	0.0	0.0	0	0	-	0	0	0	0
1/1 at	Pit-L	1	OLB	2	2	0	0.0	0.0	0	0	-	0	0	0	0
2016 totals		16	4	16	11	5	0.5	3.0	0	0	-	0	1	0	0



DE  
6-1  
266

## CHRIS SMITH

**SCHOOL**  
ARKANSAS**BORN**  
2/11/1992**ACQUIRED**  
UFA (CIN.) - '18**EXP**  
6TH**TRANSACTIONS**

Selected by the Jacksonville Jaguars in the fifth round (159th overall) of the 2014 NFL Draft... Waived by the Jaguars on Sept. 13, 2014...Added to the Jaguars' practice squad on Sept. 16, 2014...Elevated to the Jaguars' active roster on Oct. 20, 2014...Traded by the Jaguars to the Bengals on April 11, 2017...Signed by the Cleveland Browns as an unrestricted free agent on March 15, 2018.

**AT A GLANCE**

Played in 51 career games (two starts), registering 66 tackles, 8.5 sacks, five pass breakups and three forced fumbles...Last season, played in all 16 games with his first two career starts, posting 21 tackles (14 solo), one sack, two passes defended and one forced fumble...Enjoys playing the drums in his spare time.

**SEASONAL REVIEWS**

**2018** Played in all 16 games with two starts at DE, posting 21 tackles (14 solo), one sack, two passes defended and one forced fumble...(9/16) at NO: Started first career game at DE, totaling four tackles (two solo)...(11/11) vs. Atl.: In 28-16 win, posted three tackles (two solo), one sack and one forced fumble...On final defensive play of game, caused sack-fumble of Matt Ryan that was recovered by LB Jamie Collins to seal victory.

**2017** Played in all 16 regular season games for the first time in his career...Registered a career-high 26 tackles, as well as a career-high three pass breakups...Tied career highs in sacks (three) and forced fumbles (one)...(9/14) vs. Hou.: Recorded a new single-game career-high with six tackles, as well as notching a sack for a 14-yard drop in his debut game as a Bengal.

**2016** Saw action in six games, totaling four tackles and one sack...Also contributed on special teams...(10/2) vs. Ind.: Set a season high of two tackles to go along with a four-yard sack.



## SMITH CONTINUED

**2015** Played in six games, adding 10 tackles, a half sack and a pass breakup...Contributed on special teams...(9/13) vs. Car.: Notched a season-high four tackles and a pass defended in the season opener...(9/27) at NE: Recorded a half sack for 2.5 yards.

**2014** In his debut NFL season, appeared on defense and special teams in seven games, registering five tackles, a career-high three sacks and a forced fumble...(10/26) vs. Mia. Made his NFL debut...(11/2) at Cin.: Notched the first tackle of his career, as well as the first sack of his career (0.5)...(11/23) at Ind.: Recorded one sack for 19 yards...(12/18) vs. Ten.: Tallied one sack.

### COLLEGE

Appeared in 43 games with 27 starts at Arkansas...Career totals include 122 tackles, 21.5 sacks, seven passes defended, a forced fumble and a fumble recovery...Finished as one of only five players in school history to record 20-plus sacks in a career...Started all 12 games as a senior in 2013, recording 36 tackles, a fumble recovery and a pass defended...Led the team with 8.5 sacks, ranking 30th in the nation...Earned All-America honorable mention, as well as second-team All-SEC honors...Started every game (12) as a junior in 2012...Notched a career-high 52 tackles and a team-leading 9.5 sacks, which ranked fourth in the conference...Added four pass breakups and a forced fumble...Named honorable mention All-SEC...Played all 13 games with three starts as a sophomore in 2011...Totaled 31 tackles, 3.5 sacks and a pass defended...Appeared in six games as a freshman in 2010 with three tackles and a pass breakup...Majored in Sociology.

### PERSONAL

Born in Mount Ulla, N.C...Son of William and Sherry Smith...Has a son, Jayceon, and a daughter, Alaina.

**High School** Attended West Rowan High School (Mount Ulla, N.C.)...Led the team to back-to-back state championships and 30 consecutive wins...Combined for more than 200 tackles and 48 sacks in his junior and senior seasons...Earned AP All-State honors for the second-straight season as a senior, totaling 98 tackles, 16.5 sacks, 11 passes defended three forced fumbles and one fumble recovery...Named team MVP en route to a 16-0 record and the team's second straight NCHSAA Class 3A State Championship...Named Defensive MVP in the North Carolina-South Carolina All-Star Game...As a junior in 2008, totaled 117 tackles, 25 sacks, two forced fumbles and two passes defended...Received All-Conference and All-County honors...Named to the AP All-State team after leading team to a 15-1 record and a NCHSAA Class 3A State Championship.

**Community Involvement** Recently started his own charity organization, Chris' Closet, which raises funds and provides clothing options to under-served youth in fragile communities...Participated in the Browns Golf Tournament and Dawg Pound Games.

**Hobbies/Interests** Enjoys playing the drums in his spare time.

STAFF

PLAYERS

2018 SEASON

HISTORY

RECORDS

GAME DAY



# SMITH CONTINUED

## SMITH'S CAREER

		TACKLES					INTERCEPTIONS					FUMBLES				
Year	Team	GP	GS	Tot	Solo	Asst	Sk	Yds	No	Yds	Lg	TD	PD	FF	FR	Yds
2014	Jax	7	0	5	3	2	3.0	24.0	0	0	-	0	0	1	0	0
2015	Jax	6	0	10	8	2	0.5	2.5	0	0	-	0	1	0	0	0
2016	Jax	6	0	4	4	0	1.0	4.0	0	0	-	0	0	0	0	0
2017	Cin	16	0	26	17	9	3.0	36.0	0	0	-	0	2	1	0	0
2018	Cle	16	2	21	14	7	1.0	13.0	0	0	-	0	2	1	0	0
NFL totals		51	2	66	46	20	8.5	79.5	0	0	-	0	5	3	0	0

**ADDITIONAL STATISTICS:** Multiple-sack games - None. Career sacks - Andrew Luck (2.0), Charlie Whitehurst (1.0), Deshaun Watson (1.0), Marcus Mariota (1.0), Matt Ryan (1.0), Andy Dalton (0.5), Ryan Fitzpatrick (0.5), Tom Brady (0.5), Aaron Rodgers (0.5), Cody Kessler (0.5). **Special teams** tackles - None.

**SINGLE-GAME HIGHS & CAREER MILESTONES:** TACKLES: Total - 6, vs. Hou., 9/14/17. Solo - 4, vs. Car., 9/13/15. SACKS: 1.0, five times; last: at Ten., 11/12/17. FUMBLES: Forced - 1, three times; last: vs. Atl., 11/11/18. Recovered - 0. INTERCEPTIONS: 0. PASSES DEFENSED: 1, five times; last: at Den., 12/15/18. NFL debut: vs. Mia., 10/26/14. First NFL sack: at Cin., 11/2/14.

## SMITH'S GAME-BY-GAME

### 2018, CLEVELAND

Date	Opp	GP	GS	Tot	So	As	Sk	Yd	Int	Yd	Lg	TD	PD	FF	FR
9/9	Pit-T	1		3	1	2	0.0	0.0	0	0	-	0	0	0	0
9/16	at NO-L	1	DE	4	2	2	0.0	0.0	0	0	-	0	0	0	0
9/20	NYJ-W	1	DE	3	3	0	0.0	0.0	0	0	-	0	0	0	0
9/30	at Oak-L	1		1	1	0	0.0	0.0	0	0	-	0	0	0	0
10/7	Bal-W	1		1	1	0	0.0	0.0	0	0	-	0	0	0	0
10/14	LAC-L	1		0	0	0	0.0	0.0	0	0	-	0	0	0	0
10/21	at TB-L	1		0	0	0	0.0	0.0	0	0	-	0	0	0	0
10/28	at Pit-L	1		0	0	0	0.0	0.0	0	0	-	0	0	0	0
11/4	KC-L	1		0	0	0	0.0	0.0	0	0	-	0	0	0	0
11/11	Atl-W	1		3	2	1	1.0	13.0	0	0	-	0	0	1	0
11/25	at Cin-W	1		0	0	0	0.0	0.0	0	0	-	0	0	0	0
12/2	at Hou-L	1		2	2	0	0.0	0.0	0	0	-	0	1	0	0
12/9	Car-W	1		2	1	1	0.0	0.0	0	0	-	0	0	0	0
12/15	at Den-W	1		1	1	0	0.0	0.0	0	0	-	0	1	0	0
12/23	Cin-W	1		1	0	1	0.0	0.0	0	0	-	0	0	0	0
12/30	at Bal-L	1		0	0	0	0.0	0.0	0	0	-	0	0	0	0
2018 totals		16	2	21	14	7	1.0	13.0	0	0	-	0	2	1	0

### 2017, CINCINNATI

Date	Opp	GP	GS	Tot	So	As	Sk	Yd	Int	Yd	Lg	TD	PD	FF	FR
9/10	Bal-L	1		1	1	0	0.0	0.0	0	0	-	0	0	0	0
9/14	Hou-L	1		6	3	3	1.0	14.0	0	0	-	0	0	0	0
9/24	at GB-L	1		3	2	1	0.5	6.5	0	0	-	0	0	0	0
10/1	at Cle-W	1		1	1	0	0.0	0.0	0	0	-	0	0	0	0
10/8	Buf-W	1		0	0	0	0.0	0.0	0	0	-	0	0	0	0
10/22	at Pit-L	1		0	0	0	0.0	0.0	0	0	-	0	0	0	0
10/29	Ind-W	1		3	2	1	0.0	0.0	0	0	-	0	0	0	0
11/5	at Jax-L	1		2	2	0	0.0	0.0	0	0	-	0	0	1	0
11/12	at Ten-L	1		2	2	0	1.0	11.0	0	0	-	0	0	0	0
11/19	at Den-W	1		1	1	0	0.0	0.0	0	0	-	0	0	0	0
11/26	Cle-W	1		3	1	2	0.5	4.5	0	0	-	0	1	0	0
12/4	Pit-L	1		1	1	0	0.0	0.0	0	0	-	0	1	0	0
12/10	Chi-L	1		0	0	0	0.0	0.0	0	0	-	0	0	0	0
12/17	at Min-L	1		2	1	1	0.0	0.0	0	0	-	0	0	0	0
12/24	Det-W	1		1	0	1	0.0	0.0	0	0	-	0	0	0	0
12/31	at Bal-W	1		0	0	0	0.0	0.0	0	0	-	0	0	0	0
2017 totals		16	0	26	17	9	3.0	36	0	0	-	0	2	1	0



# SMITH CONTINUED

STAFF

PLAYERS

2018 SEASON

HISTORY

RECORDS

GAME DAY

## 2016, JACKSONVILLE

Date	Opp	GP	GS	Tot	So	As	Sk	Yd	Int	Yd	Lg	TD	PD	FF	FR
9/11	at GB-L					***inactive -- coach's decision***									
9/18	SD-L					***inactive -- coach's decision***									
9/25	at Bal-L					***inactive -- coach's decision***									
10/2	at Ind-W	1		2	2	0	1.0	4.0	0	0	-	0	0	0	0
10/16	Chi-W					***inactive -- coach's decision***									
10/23	at Oak-L					***inactive -- coach's decision***									
10/27	at Ten-L	1		2	2	0	0.0	0.0	0	0	-	0	0	0	0
11/6	KC-L	1		0	0	0	0.0	0.0	0	0	-	0	0	0	0
11/13	Hou-L					***inactive -- coach's decision***									
11/20	at Det-L					***inactive -- coach's decision***									
11/27	Buf-L					***inactive -- coach's decision***									
12/4	Den-L	1		0	0	0	0.0	0.0	0	0	-	0	0	0	0
12/11	Min-L	1		0	0	0	0.0	0.0	0	0	-	0	0	0	0
12/18	at Hou-L					***inactive -- coach's decision***									
12/24	Ten-W	1		0	0	0	0.0	0.0	0	0	-	0	0	0	0
1/1	at Ind-L					***inactive -- coach's decision***									
2016 totals		6	0	4	4	0	1.0	4.0	0	0	-	0	0	0	0

## 2015, JACKSONVILLE

Date	Opp	GP	GS	Tot	So	As	Sk	Yd	Int	Yd	Lg	TD	PD	FF	FR
9/13	at NYJ-L	1		4	4	0	0.0	0.0	0	-	-	0	1	0	0
9/20	Ten-W	1		2	1	1	0.0	0.0	0	-	-	0	0	0	0
9/27	Oak-L	1		1	0	1	0.5	2.5	0	-	-	0	0	0	0
10/04	at SD-L					***inactive -- coach's decision***									
10/11	at Bal-W					***inactive -- coach's decision***									
10/18	Den-L					***inactive -- coach's decision***									
10/25	at STL-L					***inactive -- coach's decision***									
11/1	Ari-L					***inactive -- coach's decision***									
11/5	at Cin-L					***inactive -- coach's decision***									
11/15	at Pit-L					***inactive -- coach's decision***									
11/30	Bal-L	1		1	1	0	0.0	0.0	0	-	-	0	0	0	0
12/06	Cin-L					***inactive -- coach's decision***									
12/13	SF-W	1		2	2	0	0.0	0.0	0	-	-	0	0	0	0
12/20	at Sea-L	1		0	0	0	0.0	0.0	0	-	-	0	0	0	0
12/27	at KC-L					***inactive -- coach's decision***									
1/3	Pit-L					***inactive -- coach's decision***									
2015 totals		6	0	10	8	2	0.5	2.5	0	-	-	0	1	0	0

## 2014, JACKSONVILLE

Date	Opp	GP	GS	Tot	So	As	Sk	Yd	Int	Yd	Lg	TD	PD	FF	FR
9/17	at Phi-L					***inactive -- coach's decision***									
9/14	at Was-L					***not on roster***									
9/21	Ind-L					***Jaguars' practice squad***									
9/28	at SD-L					***Jaguars' practice squad***									
10/5	Pit-L					***Jaguars' practice squad***									
10/12	at Ten-L					***Jaguars' practice squad***									
10/19	Cle-W					***Jaguars' practice squad***									
10/26	Mia-L	1		0	0	0	0.0	0.0	0	-	-	0	0	0	0
11/2	at Cin-L	1		1	0	1	0.5	0.0	0	-	-	0	0	0	0
11/9	Da-L	1		0	0	0	0.0	0.0	0	-	-	0	0	0	0
11/23	at Ind-L	1		1	1	0	1.0	19.0	0	-	-	0	0	1	0
11/30	NYG-W					***inactive -- coach's decision***									
12/7	Hou-L	1		1	0	1	0.0	0.0	0	-	-	0	0	0	0
12/14	at Bal-L	1		0	0	0	0.0	0.0	0	-	-	0	0	0	0
12/18	Ten-W	1		2	2	0	1.0	5.0	0	-	-	0	0	0	0
12/28	at Hou-L					***inactive -- coach's decision***									
2014 totals		7	0	5	3	2	3.0	24.0	0	-	-	0	0	1	0



QB  
6-3  
226

# DREW STANTON

**2009 WALTER PAYTON MAN OF THE YEAR NOMINEE**



## SCHOOL

MICHIGAN STATE

## BORN

5/7/1984

## ACQUIRED

UFA (ARI.) - '18

## EXP

13TH

## TRANSACTIONS

Selected by the Detroit Lions in the second round (43rd overall) of the 2007 NFL Draft...Signed by the New York Jets as an unrestricted free agent on March 16, 2012...Traded by the Jets to the Indianapolis Colts on March 23, 2012...Signed by the Arizona Cardinals as an unrestricted free agent on March 13, 2013...Signed by the Cleveland Browns as an unrestricted free agent on March 25, 2018.

## AT A GLANCE

Started 17 of 38 games (11-6) for his career, completing 345 of 659 passes for 4,059 yards and 20 touchdowns...Active in one game last season, but didn't see action...Set a Michigan State record with a 64.2 completion percentage...Established The High Five Foundation in 2008, which focuses on improving the quality of life for all people with varying disabilities through raising public awareness and inspiring individuals towards achieving personal goals.

## SEASONAL REVIEWS

**2018** Inactive for 15 games...(9/30) at Oak.: Active, did not play.

**2017** Saw action in five games, four of which he started...Was 79 of 159 passing for 894 yards and six touchdowns...Went 3-1 as a starter last season and improved to 11-6 as a starter for his career...(11/5) at SF: Made his first start in 396 days...Completed 15 passes on 30 attempts for 201 yards, two touchdowns and a season-high 80.0 rating...Threw a season-long pass of 52 yards...(11/9) vs. Sea.: Recorded a career-high 47 attempts and tied a career-high of 24 completions...Threw for a season-high 273 yards and a touchdown...(12/24) vs. NYG: Completed 20 of 34 passes for 209 yards and tied a career high with two touchdowns.



## STANTON CONTINUED

**2016** Played in five games with a start, completing 19 of 48 attempts for 192 yards and two touchdowns...(10/6) at SF: Made his only start of the year, throwing for 124 yards and two touchdowns...Went 11 of 28 passing...Marked his third career game with multiple passing touchdowns...Improved to 6-3 as a starter with the Cardinals.

**2015** Saw action as a sub in seven games...Completed 11 of 25 passes for 104 yards.

**2014** Started eight of nine games played, both career bests, and set additional career highs in completions (132), attempts (240), passing yards (1,711) and passing touchdowns (seven)...Went 5-3 as a starter...(9/14) at NYG: Started and saw his first playing time since 2010, completing 14-of-29 passes for 167 yards...(9/21) vs. SF: Was 18 of 33 passing for 244 yards and a career-high two touchdowns...Ran 16 yards on six carries...(11/9) vs. StL.: Entered the game in the fourth quarter, leading the Cardinals on a four-play, 89-yard touchdown drive for the go-ahead score...Completed all three of his pass attempts on the drive for 85 yards, including a game-winning 48-yard touchdown pass...(11/16) vs. Det.: Tossed a career-high 306 yards on 21 completions for two touchdowns...Marked his first 300-yard career passing game...(12/7) vs. KC: Was 15 of 30 passing for 239 yards and a touchdown...Threw the game-winning 26-yard touchdown pass in the third quarter...Rushed for 17 yards on four carries.

**2013** Did not see game action.

**2012** Did not see game action.

**2011** Inactive all 16 games.

**2010** Appeared in six games and went 2-1 in three starts...Completed 59 of 119 passes for 780 yards and four touchdowns...Added 18 rushes for 113 yards and a touchdown...(10/17) at NYG: Threw a career-long 87-yard completion, which was also for a touchdown...(12/5) vs. Chi. Made his second career start, completing 16 of 24 passes for 178 yards, a touchdown and a career-high 102.4 rating...(12/12) vs. GB: Made his third career start and earned his first win as a starter...Completed 10 of 22 passes for 117 yards and a touchdown...(12/19) at TB: Completed 23 of 37 passes for 252 yards and a touchdown in an overtime win...Posted his second career game-winning fourth quarter comeback and second in as many weeks.

**2009** Walter Payton Man of the Year finalist...Appeared in three games, including his first career start...Completed 26 of 51 passes for 259 yards...Added nine rushes for 33 yards and a score...(12/20) vs. Ari. Completed 10 of 19 passes for 72 yards...Also ran for 10 yards and a touchdown...Led two fourth quarter game-tying drives...(12/27) at SF: Made his first career start...Completed 11 of 21 passes for 130 yards...Rushed for 23 yards on six attempts.

**2008** Saw his first NFL action, appearing in three contests...Completed nine of 17 passes for 119 yards and a touchdown for a 95.0 rating...(11/9) vs. Jax.: Appeared in his first career game, finishing six of eight passing for 94 yards and his first career passing touchdown.

**2007** Spent the season on injured reserve.

STAFF

PLAYERS

2018 SEASON

HISTORY

RECORDS

GAME DAY



## COLLEGE

Appeared in 45 games, including 36 games 29 starts at quarterback at Michigan State... Completed 543 of 846 pass attempts for 6,524 yards and 42 touchdowns...His 64.2 completion percentage set a school record and ranked second all-time in Big Ten history...Finished second in program history in pass attempts (846), completions (543) and passing yards (6,524), while his 42 touchdown passes ranked fifth all time...Rushed 332 times for 1,512 yards and 15 scores...His 8,036 total yards of offense were second all-time in Spartans annals...First player in school history to complete 60% of their passes in three consecutive seasons...Established a school record with 200-plus yards passing in 14 consecutive games...Preseason All-America selection as a senior in 2006 and started the team's first 11 games, completing 164 of 269 pass attempts (60.9%) for 12 touchdowns...Added 110 carries for 445 yards and five scores...As a junior in 2005, earned honorable mention All-Big Ten honors and was a semi-finalist for the Davey O'Brien National Quarterback Award...Started every game and completed 236 of 354 pass attempts for 3,077 yards and 22 scores...His 22 touchdown passes established a new Michigan State single-season record, while his 236 completions ranked second all-time and his 354 attempts ranked third... Second player in school history to throw for over 3,000 yards in a season...Added 121 carries for 338 yards and four touchdowns...As a sophomore in 2004, named Academic All-Big Ten for the second consecutive season and earned honorable mention All-Big Ten honors from the coaches and media...Presented the Governor's Award as the team's MVP...Appeared in 10 games with seven starts at QB and completed 141 of 220 pass attempts (64.2%) for 1,601 yards and eight touchdowns...His 64.2 completion percentage ranking as the second-best single-season total in school history...Added 96 rushing attempts for 687 yards and five touchdowns...Earned Academic All-Conference honors and appeared in 13 games on special teams as a freshman in 2003...Saw action at QB in four games...Led the punt coverage unit with 13 tackles on the year...Redshirted in 2002...Majored in kinesiology.

## PERSONAL

Given name is Drew Stanton...Native of Farmington Hills, Mich...Wife's name is Kristin...Has a son, Asher, and two daughters, Emeric and Goldie...Son of Gaylord and Christine.

**High School** Attended Harrison High School (Farmington Hills, Mich.)...Was a two-year starter and completed 234 of 357 pass attempts for 5,298 yards and 58 touchdowns, while leading the team to back-to-back state titles in 2000 and 2001...As a senior, was named to the Detroit News and Detroit Free Press dream teams and earned SuperPrep and PrepStar All-America honors after throwing for 2,822 yards and 31 touchdowns...Led the team to a 14-0 record and accounted for three score in the Division 3 state title game...As a junior, threw for 2,471 yards and 27 touchdowns... Threw two scoring passes and ran for another touchdown in the state title game...Lettered in baseball as a shortstop and pitcher, batting .561 as a junior.

**Community Involvement** Established The High Five Foundation in 2008, which focuses on improving the quality of life for all people with varying disabilities through raising public awareness and inspiring individuals towards achieving personal goals...The High Five Foundation supports funding for five organizations, including Special Olympics of Michigan, Children's Miracle Network, Cystic Fibrosis Foundation, Orchard's Children's Services and Sparrow Children's Center... Helped outfit the football teams at Mountain Pointe High School in Phoenix, Ariz. and his alma mater, Harrison High School, back in Michigan with special equipment to help protect players from internal injuries...Did so in partnership with Taylor Haugen Foundation...Also provided uniforms for the 2014 Special Olympics Winter Games...In 2015, the High Five Foundation was presented with the Joe Falls Inspiration Award at the annual Special Olympics Inspire Greatness Gala...The award recognizes an individual involved with Special Olympics Michigan who has had a historic and dramatic impact on the program...Was also very active in the Cleveland area, volunteering at numerous Browns community events.

**Hobbies/Interests** Was one of 24 current and former NFL players to participate in the 7th annual NFL Broadcast Boot Camp at NFL Films during the 2012 offseason.



## STANTON'S CAREER

PASSING														
Year	Team	GP	GS	Att	Cmp	Pct	Yds	Yds/Att	TD	Int	Lg	Sk	Yds Lst	Rating
2007	Det	0	0	0	0	-	0	0	0	0	-	0	0	0.0
2008	Det	3	0	17	9	52.9	119	7.0	1	0	41	6	35	95.0
2009	Det	3	1	51	26	50.9	259	5.1	0	6	30	5	27	26.1
2010	Det	6	3	119	69	58.0	780	6.6	4	3	87t	6	42	78.4
2011	Det	0	0	0	0	-	0	0	0	0	-	0	0	0.0
2012	Ind	0	0	0	0	-	0	0	0	0	-	0	0	0.0
2013	Ari	0	0	0	0	-	0	0	0	0	-	0	0	0.0
2014	Ari	9	8	240	132	55.0	1,711	7.1	7	5	49	11	66	78.7
2015	Ari	7	0	25	11	44.0	104	4.2	0	2	21	2	8	22.8
2016	Ari	5	1	48	19	39.6	192	4.0	2	3	29t	1	40	39.6
2017	Ari	5	4	159	79	49.7	894	5.6	6	5	52	6	35	66.4
2018	Cle	0	0	0	0	-	0	0	0	0	-	0	0	-
NFL totals		38	17	659	345	52.4	4,059	6.2	20	24	87t	38	226	66.3

RUSHING								
Year	Team	GP	GS	No	Yds	Avg	Lg	TD
2007	Det	0	0	0	0	0.0	-	0
2008	Det	3	0	3	20	6.7	15	0
2009	Det	3	1	9	33	3.7	11	1
2010	Det	6	3	18	113	6.3	20	1
2011	Det	0	0	0	0	0	-	0
2012	Ind	0	0	0	0	0	-	0
2013	Ari	0	0	0	0	0	-	0
2014	Ari	9	8	25	63	2.5	13	0
2015	Ari	7	0	13	-13	-1.0	-1	0
2016	Ari	5	1	3	-3	-1.0	-1	0
2017	Ari	5	4	9	7	0.8	5	0
2018	Cle	0	0	0	0	0	-	0
NFL totals		38	17	80	220	2.8	20	2

**ADDITIONAL STATISTICS:** Career record as starting QB: 11-6 (.647). 300-yard passing games - 1, vs. Det., 11/16/14. Multiple-TD pass games - 2, five times; last: vs. NYG, 12/24/17. **FUMBLES:** 1 (1 lost) in 2009; 3 (1 lost) in 2010; 1 (0 lost) in 2014; 3 (0 lost) in 2017; NFL Totals: 8 (2 lost).

**SINGLE-GAME HIGHS & CAREER MILESTONES:** **PASSING:** Attempts - 47, vs. Sea., 11/9/17. Completions - 24, twice: at Atl., 11/30/14; vs. Sea., 11/9/17. Completion percentage - 100.0; four times; last: vs. NYJ, 10/17/16. Yards - 306, vs. Det., 11/16/14. TDs - 2, five times; last: vs. NYG, 12/24/17. Long - 87, at NYG, 10/17/10. **QB Rating** - 153.1, vs. Jax., 11/9/08. **Interceptions** - 3, at SF, 12/27/09. **RUSHING:** Attempts - 6, twice; last: vs. SF, 9/21/14. Yards - 44, vs. GB, 12/12/10. Long - 20, at NYG, 10/17/10. TDs - 1, twice: vs. Ari., 12/20/09; vs. Chi., 12/5/10. **NFL Debut:** vs. Jax., 11/9/08.

## STANTON'S GAME-BY-GAME

## 2018, CLEVELAND

PASSING											RUSHING				
Date	Opp	GP	GS	Att	Cmp	Yds	Pct	TD	INT	LG	SK	Rtg	Att	Yds	TD
9/9				Pit-T											
9/16	at			NO-L											
9/20				NYJ-W											
9/30	at			Oak-L											
10/7				Bal-W											
10/14				LAC-L											
10/21	at			TB-L											
10/28	at			Pit-L											
11/4				KC-L											
11/11				Atl-W											
11/25	at			Cin-W											
12/2	at			Hou-L											
12/9				Car-W											
12/15	at			Den-W											
12/23				Cin-W											
12/30	at			Bal-L											
2018 totals		0	0	0	0	0	-	0	0	-	0	-	0	0	0



# STANTON CONTINUED

## 2017, ARIZONA

Date	Opp	GP	PASSING						RUSHING						
			GS	Att	Cmp	Yds	Pct	TD	INT	LG	SK	Rtg	Att	Yds	TD
9/10	at Det-L					***active, did not play***									
9/17	at Ind-W					***active, did not play***									
9/25	Dal-L					***active, did not play***									
10/1	SF-W					***active, did not play***									
10/8	at Phi-L					***active, did not play***									
10/15	TB-W					***active, did not play***									
10/22	at LAR-L	1		14	5	66	735.7	0	1	27	2	21.7	1	4	0
11/5	at SF-W	1	QB	30	15	201	50.0	2	1	52	0	80.0	4	2	0
11/9	Sea-L	1	QB	47	24	273	51.1	1	0	20	2	75.9	1	1	0
11/19	at Hou-L					***active, did not play***									
11/26	Jax-W					***active, did not play***									
12/3	LAR-L					***active, did not play***									
12/10	Ten-W					***active, did not play***									
12/17	at Was-L					***active, did not play***									
12/24	NYG-W	1	QB	34	20	209	58.	2	2	23	2	71.8	2	1	0
12/31	at Sea-W	1	QB	34	15	145	44.1	1	1	25t	1	54.2	1	1	0
2017 totals		5	4	159	79	894	49.7	6	5	52	7	66.4	9	7	0

## 2016, ARIZONA

Date	Opp	GP	PASSING						RUSHING						
			GS	Att	Cmp	Yds	Pct	TD	INT	LG	SK	Rtg	Att	Yds	TD
9/11	NE-L					***active, did not play***									
9/18	TB-W	1		4	1	11	25.0	0	0	11	0	39.6	0	0	0
9/25	at Buf-L					***active, did not play***									
10/2	LAR-L	1		11	4	37	36.4	0	2	15	0	6.8	0	0	0
10/6	at SF-W	1	QB	28	11	124	39.3	2	0	29t	1	77.1	2	-1	0
10/17	NYJ-W	1		1	1	12	100.0	0	0	12	0	116.7	1	-1	0
10/23	Sea-T					***active, did not play***									
10/30	at Car-L					***active, did not play***									
11/13	SF-W					***active, did not play***									
11/20	at Min-L					***active, did not play***									
11/27	at Atl-L					***active, did not play***									
12/4	Was-W					***active, did not play***									
12/11	at Mia-L					***active, did not play***									
12/18	NO-L					***active, did not play***									
12/24	at Sea-W					***active, did not play***									
1/1	at LAR-W	1		4	2	8	50.0	0	1	8	0	16.7	0	0	0
2016 totals		5	1	48	19	192	39.6	2	3	29t	1	39.6	3	-2	0



# STANTON CONTINUED

## 2015, ARIZONA

PASSING											RUSHING				
Date	Opp	GP	GS	Att	Cmp	Yds	Pct	TD	INT	LG	SK	Rtg	Att	Yds	TD
9/13	NO-W					***active, did not play***									
9/20	at Chi-W					***active, did not play***									
9/27	SF-W	1		0	0	0	0.0	0	0	-	0	0.0	3	-3	0
10/4	StL-L					***active, did not play***									
10/11	at Det-W	1		4	1	10	25.0	0	0	10	0	39.6	3	-3	0
10/18	at Pit-L					***active, did not play***									
10/26	Bal-W					***active, did not play***									
11/1	at Cle-W					***active, did not play***									
11/15	at Sea-W					***active, did not play***									
11/22	Cin-W					***active, did not play***									
11/29	at SF-W	1		0	0	0	0.0	0	0	-	0	0.0	0	0	0
12/6	at StL-W	1		1	1	6	100.0	0	0	6	1	91.7	3	-3	0
12/10	Min-W					***active, did not play***									
12/20	at Phi-W	1		1	0	0	0.0	0	0	-	0	39.6	2	-2	0
12/27	GB-W	1		1	1	4	100.0	0	0	4	0	83.3	2	-2	0
1/3	Sea-L	1		18	8	84	44.4	0	2	21	2	19.0	0	0	0
2015 totals		7	0	25	11	104	44.0	0	2	21	2	22.8	13	-13	0
1/16/16	GB-W1					***active, did not play***									
1/24/16	Car-L2					***active, did not play***									
1-NFC Divisional; 2-NFC Championship															

## 2014, ARIZONA

PASSING											RUSHING				
Date	Opp	GP	GS	Att	Cmp	Yds	Pct	TD	INT	LG	SK	Rtg	Att	Yds	TD
9/8						***active, did not play***									
9/14	at NYG-W	1		29	14	167	49.3	0	0	32	4	66.3	2	-2	0
9/21	SF-W	1		33	18	244	54.5	2	0	45	0	98.5	6	-16	0
10/5	at Den-L	1		26	11	118	42.3	0	0	33	1	56.2	0	0	0
10/12	Was-W					***active, did not play***									
10/19	at Oak-W					***active, did not play***									
10/26	Phi-W					***active, did not play***									
11/2	at Dal-W					***active, did not play***									
11/9	StL-W	1		5	3	85	60.0	1	0	48t	0	143.8	2	3	0
11/16	Det-W	1		32	21	306	65.6	2	2	49	0	91.4	4	-4	0
11/23	at Sea-L	1		26	14	149	53.8	0	1	33	3	54.8	4	23	0
11/30	at Atl-L	1		39	24	294	61.5	1	2	27	0	72.0	1	7	0
12/7	KC-W	1		30	15	239	50.0	1	0	45	2	88.1	4	17	0
12/11	at StL-W	1		20	12	109	60.0	0	0	49	1	74.8	2	3	0
12/21	Sea-L					***inactive – knee***									
12/28	at SF-L					***inactive – knee***									
2014 totals		9	0	0	0	0	0.0	7	5	11	0	78.7	25	63	0
1/3	at Car-L1					***inactive – knee***									
1-NFC Wild Card															



# STANTON CONTINUED

## 2013, ARIZONA

PASSING													RUSHING			
Date	Opp	GP	GS	Att	Cmp	Yds	Pct	TD	INT	LG	SK	Rtg	Att	Yds	TD	
9/8	at	StL-L				***active, did not play***										
9/15		Det-W				***active, did not play***										
9/22		NO-L				***active, did not play***										
9/29	at	TB-W				***active, did not play***										
10/6		Car-W				***active, did not play***										
10/13	at	SF-L				***active, did not play***										
10/17		Sea-L				***active, did not play***										
10/27		Atl-W				***active, did not play***										
11/10		Hou-W				***active, did not play***										
11/17	at	Jax-W				***active, did not play***										
11/24		Ind-W				***active, did not play***										
12/1	at	Phi-L				***active, did not play***										
12/8		StL-W				***active, did not play***										
12/15	at	Ten-W				***active, did not play***										
12/22	at	Sea-W				***active, did not play***										
12/29		SF-L				***active, did not play***										
2013 totals			0	0	0	0	0	0.0	0	0	-	0	0.0	0	0	

## 2012, INDIANAPOLIS

2012 Season Totals																
PASSING													RUSHING			
Date	Opp	GP	GS	Att	Cmp	Yds	Pct	TD	INT	LG	SK	Rtg	Att	Yds	TD	
9/9	at	Chi-L				***active, did not play***										
9/16		Min-W				***active, did not play***										
9/23		Jax-L				***active, did not play***										
10/7		GB-W				***active, did not play***										
10/14	at	NYJ-L				***active, did not play***										
10/21		Cle-W				***active, did not play***										
10/28	at	Ten-W				***active, did not play***										
11/4		Mia-W				***active, did not play***										
11/8	at	Jax-W				***active, did not play***										
11/18	at	NE-L				***active, did not play***										
11/25		Buf-W				***active, did not play***										
12/2	at	Det-W				***active, did not play***										
12/9		Ten-W				***active, did not play***										
12/16	at	Hou-L				***active, did not play***										
12/23	at	KC-W				***active, did not play***										
12/30		Hou-W				***active, did not play***										
2012 totals		0	0	0	0	0	0.0	0	0	-	0	0.0	0	0	0	

## 2011, DETROIT

2011 Season																
PASSING																
Date	Opp	GP	GS	Att	Cmp	Yds	Pct	TD	INT	LG	SK	Rtg	Att	Yds	TD	
09/11	at TB-W							***active, did not play***								
09/18	KC-W							***active, did not play***								
09/25	at Min-W							***active, did not play***								
10/2	at Dal-W							***active, did not play***								
10/10	Chi-W							***active, did not play***								
10/16	SF-L							***active, did not play***								
10/23	Atl-L							***active, did not play***								
10/30	at Den-W							***active, did not play***								
11/13	at Chi-L							***active, did not play***								
11/20	Car-W							***active, did not play***								
11/24	GB-L							***active, did not play***								
12/4	at NO-L							***active, did not play***								
12/11	Min-W							***active, did not play***								
12/18	at Oak-W							***active, did not play***								
12/24	SD-W							***active, did not play***								
1/1	at GB-L							***active, did not play***								
2011 totals		0	0	0	0	0	0	0.0	0	0	-	0	0.0	0	0	0



# STANTON CONTINUED

STAFF

PLAYERS

2018 SEASON

HISTORY

RECORDS

GAME DAY

## 2010, DETROIT

	PASSING											RUSHING					
Date	Opp	GP	GS	Att	Cmp	Yds	Pct	TD	INT	LG	SK	Rtg	Att	Yds	TD		
9/12	at Chi-L					***inactive – coach's decision***											
9/19	Phi-L					***active, did not play***											
9/26	at Min-L					***active, did not play***											
10/3	at GB-L					***active, did not play***											
10/10	StL-W	1		1	1	11	100.0	0	0	11	0	112.5	3	-3	0		
10/17	at NYG-L	1		34	19	222	55.9	1	1	87t	2	73.4	3	30	0		
10/31	Was-W					***active, did not play***											
11/7	NYJ-L	1		1	0	0	0.0	0	0	0	0	39.6	1	6	0		
11/14	at Buf-L					***active, did not play***											
11/21	at Dal-L					***active, did not play***											
11/25	NE-L					***active, did not play***											
12/5	Chi-L	1	QB	24	16	178	66.7	1	0	46t	2	102.4	5	12	1		
12/12	GB-W	1	QB	22	10	117	45.5	1	2	44	2	39.4	4	44	0		
12/19	at TB-W	1	QB	37	23	252	62.2	1	0	30	0	91.3	2	24	0		
12/26	at Mia-W					***active, did not play***											
1/2	Min-W					***active, did not play***											
2010 totals		6	3	119	69	780	58.0	4	3	87t	6	78.4	18	113	1		

## 2009, DETROIT

PASSING											RUSHING					
Date	Opp	GP	GS	Att	Cmp	Yds	Pct	TD	INT	LG	SK	Rtg	Att	Yds	TD	
9/13	at NO-L															
9/20	Min-L															
9/27	Was-W															
10/4	at Chi-L															
10/11	Pit-L															
10/18	at GB-L	1		11	5	57	45.5	0	2	22	3	22.0	0	0	0	
11/1	StL-L															
11/8	at Sea-L															
11/15	at Min-L															
11/22	Cle-W															
11/26	GB-L															
12/6	at Cin-L															
12/13	at Bal-L															
12/20	Ari-L	1		19	10	72	52.6	0	1	24	0	39.8	3	10	0	
12/27	at SF-L	1	QB	21	11	130	52.3	0	3	30	2	31.9	6	23	0	
1/3	Chi-L															
2009 totals		3	1	51	26	259	50.9	0	6	30	5	26.1	9	33	0	

## 2008, DETROIT

PASSING																RUSHING				
Date	Opp	GP	GS	Att	Cmp	Yds	Pct	TD	INT	LG	SK	Rtg	Att	Yds	TD					
9/7	at Atl-L						***active, did not play***													
9/14	GB-L						***active, did not play***													
9/21	at SF-L						***active, did not play***													
10/5	Chi-L						***active, did not play***													
10/12	at Min-L						***active, did not play***													
10/19	at Hou-L						***active, did not play***													
10/26	Was-L						***active, did not play***													
11/2	at Chi-L						***active, did not play***													
11/9	Jax-L	1		8	6	94	75.0	1	0	41	5	153.1	1	4	0					
11/16	at Car-L						***active, did not play***													
11/23	TB-L	1		6	2	13	33.3	0	0	10	0	42.4	0	0	0					
11/27	Ten-L						***inactive – concussion***													
12/7	Min-L						***inactive – coach's decision***													
12/14	at Ind-L						***active, did not play***													
12/21	NO-L	1		3	1	12	33.3	0	0	12	1	46.5	2	16	0					
12/28	at GB-L						***active, did not play***													
2008 totals		3	0	17	9	119	52.9	1	0	41	6	95.0	3	20	0					



## STANTON CONTINUED

2008, DETROIT

Date	Opp	GP	GS	PASSING					LG	SK	Rtg	RUSHING		
				Att	Cmp	Yds	Pct	TD				Att	Yds	TD
9/9	at Oak-W					***injured reserve – knee**								
9/16	Min-W					***injured reserve – knee**								
9/23	at Phi-L					***injured reserve – knee**								
9/30	Chi-W					***injured reserve – knee**								
10/7	at Was-L					***injured reserve – knee**								
10/21	TB-W					***injured reserve – knee**								
10/28	at Chi-W					***injured reserve – knee**								
11/4	Den-W					***injured reserve – knee**								
11/11	at Ari-L					***injured reserve – knee**								
11/18	NYG-L					***injured reserve – knee**								
11/22	GB-L					***injured reserve – knee**								
12/2	at Min-L					***injured reserve – knee**								
12/9	Dal-L					***injured reserve – knee**								
12/16	at SD-L					***injured reserve – knee**								
12/23	KC-W					***injured reserve – knee**								
12/30	at GB-L					***injured reserve – knee**								
2007 totals		0	0	0	0	0	0.0	0	0	-	0	0.0	0	0

## SIGNIFICANT BROWNS UNIFORM CHANGES SINCE 1946

**1946** – In the team's inaugural season, the Browns wore plain white helmets and sported white and brown jerseys with classy, shadow-boxed numbers. These jerseys were worn for only one season.

**1947** – The Browns introduced what is now viewed as the "classic" Browns uniform.

**1950** – The Browns introduced solid orange helmets for the first time as part of their uniform.

**1953** – Orange uniforms are introduced for the first time when they don them for their home opener against the Philadelphia Eagles. They would appear again in exhibition games in 1954 and 1955 before being shelved for 47 years.

**1957** – For three seasons, the Browns added brown jersey numbers to all of their helmets.

**1960** – For one season only, the Browns incorporated two brown stripes that flank the existing white center striped helmets along with the brown jersey numbers on the side.

**1969** – A commemorative patch was added to the uniform to celebrate the 50th Anniversary of the NFL. This is the first time that a patch of any kind was worn on the uniform.

**1970** – Names were introduced to the back of all jerseys and remained a permanent fixture.

**1975** – Orange pants were introduced for the first time and worn regularly. All facemasks on helmets were also changed to white in color.

**1984** – Jerseys were redesigned as solid orange pants were replaced by white pants that for the first time featured an orange center stripe outlined with brown stripes to go with solid orange or brown socks. Brown jerseys with orange numbers were worn for the preseason before being scrapped because numbers proved to be too difficult for spotters to recognize during the game.

**1985** – The team returned to the "classic" Browns look.

**2002** – Orange jerseys made a return to the field for the Browns.

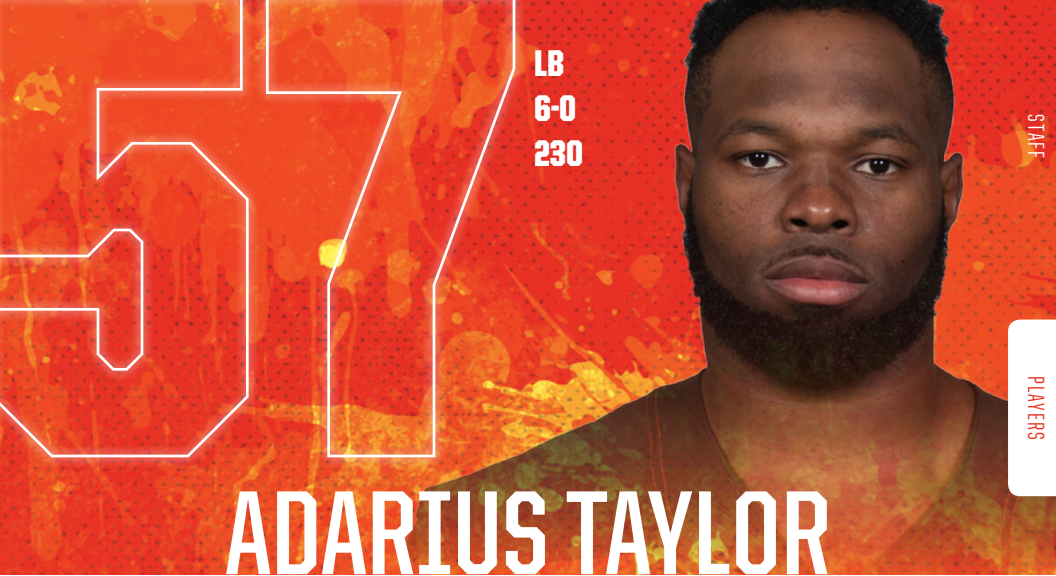
**2003** – An orange center stripe returned to the pants for first time since 1984.

**2008** – Solid brown pants were introduced for the first time.

**2013** – The Browns sported a "brown out" version of their jersey for a Thursday Night Football game against the Buffalo Bills at FirstEnergy Stadium, wearing their brown jersey with solid brown pants and socks for the first time in team history.

**2016** – Browns introduce new uniform design.





LB  
6-0  
230

STAFF

PLAYERS

2018 SEASON

HISTORY

RECORDS

GAME DAY

# ADARIUS TAYLOR

## SCHOOL

FLORIDA ATLANTIC

## BORN

9/21/1990

## ACQUIRED

UFA (TB) - '19

## EXP

6TH

## TRANSACTIONS

Originally signed by the Carolina Panthers as undrafted free agent on May 12, 2014...Waived by the Panthers on Aug. 30, 2014...Added to the Panthers' practice squad on Aug. 31, 2014...Elevated to the Panthers' active roster on Oct. 18, 2014...Waived by the Panthers on Sept. 5, 2015...Added to the Panthers' practice squad on Sept. 6, 2015...Signed to the Tampa Bay Buccaneers' active roster on Nov. 30, 2015...Signed by the Cleveland Browns as an unrestricted free agent on March 14, 2019.

## AT A GLANCE

First name pronounced Uh-dare-EE-us...Played in 60 career games with 16 starts, adding 101 tackles, two sacks, six pass breakups, three forced fumbles, a fumble recovery and an interception...Last season, started a career-high 10 games with career highs in tackles (57) and passes defended (five)...Tied career standards in sacks (one) and forced fumbles (one)...Posted his first career interception...Born Adarius Glanton and is a native of Bartow, Fla.

## SEASONAL REVIEWS

**2018** Played in 15 games with a career-high 10 starts, adding career highs in tackles (57) and passes defended (five)...Tied career standards in sacks (one) and forced fumbles (one)...Posted his first career interception...(10/21) vs. Cle.: Notched six tackles and forced his first fumble of the season...Sacked QB Baker Mayfield...(11/4) at Car.: Recorded a career-high nine tackles...(12/9) vs. NO: Posted six tackles and intercepted QB Drew Brees, his first career pick.

**2017** Played in 14 games with four starts, recording 26 tackles, one sack, one forced fumble and one pass defended, while adding five tackles and a fumble recovery for a touchdown on special teams...(9/24) at Min.: Made first start since his rookie season...Posted seven tackles...(10/5) vs. NE: Registered his first career sack on QB Tom Brady...Added seven tackles...(11/19) at Mia.: Recovered a fumble in the end zone following a kickoff for a touchdown on the game's final play to seal a 30-20 victory...(12/8) vs. Atl.: Started the game, but left with a leg injury...Placed on injured reserve.



## TAYLOR CONTINUED

**2016** Played in every game for the first time in his career, notching nine tackles...Mainly contributed on special teams.

**2015** Saw action in five games, contributing on special teams.

**2014** Appeared in 10 games with two starts in his rookie season, adding nine tackles...Forced one fumble...(10/19) at GB: Made NFL debut, seeing action on special teams....(12/21) vs. Cle.: posted a season-high five tackles on defense...(12/28) at Atl.: Registered four tackles and forced his first career fumble.

## COLLEGE

Spent final two seasons (2012-13) at Florida Atlantic, following two years at Eastern Arizona Community College...Played in 24 games with 18 starts for FAU, totaling 150 tackles, 0.5 sacks, two interceptions, two passes defended, one forced fumble and one fumble recovery...Earned All-Conference USA honorable mention as a senior in 2013, starting 11 of 12 games, tallying 75 tackles, 2.5 sacks, one pass defended, one forced fumble and one fumble recovery...Part of a defense that led the conference and ranked 11th in the nation in total defense...In his first year at FAU in 2012, played in 12 games with seven starts, notching 75 tackles, one sack and two interceptions, tying for the team lead...As a sophomore in 2011, named first team All-Arizona Community College Athletic Conference after registering 85 tackles, 5.5 sacks and two forced fumbles...Majored in general studies.

## PERSONAL

First name pronounced Uh-dare-EE-us...Native of Bartow, Fla...Born Adarius Glanton.

**High School** Attended Lake Gibson High School (Lakeland, Fla.).

## TAYLOR'S CAREER

Year	Team	GP	GS	TACKLES				INTERCEPTIONS				FUMBLES			
				Tot	Solo	Asst	Sk	Yds	No	Yds	Lg	TD	PD	FF	FR
2014	Car	10	2	8	8	4	0.0	0	0	0	-	0	0	1	0
2015	TB	5	0	0	0	0	0.0	0	0	0	-	0	0	0	0
2016	TB	16	0	13	11	2	0.0	0	0	0	-	0	0	0	0
2017	TB	14	4	31	22	9	1.0	4	0	0	-	0	1	1	0
2018	TB	15	10	60	41	19	1.0	1	1	7	7	0	5	1	0
<b>NFL totals</b>		<b>60</b>	<b>16</b>	<b>112</b>	<b>82</b>	<b>34</b>	<b>2.0</b>	<b>5</b>	<b>1</b>	<b>7</b>	<b>7</b>	<b>0</b>	<b>6</b>	<b>3</b>	<b>1</b>

### PLAYOFFS

2014	Car	2	1	1	1	0	1.0	0	0	0	-	0	0	0	0
------	-----	---	---	---	---	---	-----	---	---	---	---	---	---	---	---

**ADDITIONAL STATISTICS:** Multiple sack games: None. **Career sacks:** B. Mayfield (1.0), T. Brady (1.0), NFL Total: 0. **Fumbles:** Forced - 1, 3 times; last, at NYG., 11/18/18. Recovered - 1, at Mia., 11/19/18. **Passes defended:** 6, last, at Dal, 12/23/18.

**SINGLE-GAME HIGHS & CAREER MILESTONES:** **TACKLES:** Total - 9 at Car, 11/4/18. **Solo:** 6, Twice; vs. NE., 10/5/17; vs. Atl., 11/3/16. **Interceptions:** 1, vs. NO., 12/9/18. **Yards:** 7, vs. NO., 12/9/18. **TDs:** None. **NFL Debut:** at GB, 10/19/14. **First NFL start:** vs. Cle., 12/21/14. **First NFL sack:** vs. NE., 10/5/17 (T. Brady).



**TAYLOR'S GAME-BY-GAME**

**2018, TAMPA BAY**

Date	Opp	GP	GS	Tot	So	As	Sk	Yd	Int	Yd	Lg	TD	PD	FF	FR
9/9	at NO-W	1		1	1	0	0.0	0	0	0	-	0	0	0	0
9/16	Phi-W	1		0	0	0	0.0	0	0	0	-	0	1	0	0
9/24	Pit-L	1		1	1	0	0.0	0	0	0	-	0	0	0	0
9/30	at Chi-L	1		2	2	0	0.0	0	0	0	-	0	0	0	0
10/14	at At-L	1	SLB	3	2	1	0.0	0	0	0	-	0	0	0	0
10/21	Cle-W	1		7	5	2	1.0	1	0	0	-	0	0	0	0
10/28	at Cin-L	1	LB	3	1	2	0.0	0	0	0	-	0	0	0	0
11/4	at Car-L	1	MLB	9	4	5	0.0	0	0	0	-	0	0	0	0
11/11	Was-L	1	MLB	4	3	1	0.0	0	0	0	-	0	0	0	0
11/18	at NYG-L	1	MLB	6	4	2	0.0	0	0	0	-	0	0	1	0
11/25	SF-W	1	MLB	1	1	0	0.0	0	0	0	-	0	1	0	0
12/2	Car-W	1	MLB	4	4	0	0.0	0	0	0	-	0	1	0	0
12/9	NO-L	1	LB	6	4	2	0.0	0	1	7	7	0	1	0	0
12/16	at Bal-L			***inactive -- not injury related***											
12/23	at Dal-L	1	MLB	5	4	1	0.0	0	0	0	-	0	1	0	0
12/20	At-L	1	MLB	7	4	3	0.0	0	0	0	-	0	0	0	0
<b>2018 totals</b>		<b>15</b>	<b>10</b>	<b>59</b>	<b>40</b>	<b>19</b>	<b>1.0</b>	<b>1</b>	<b>1</b>	<b>7</b>	<b>7</b>	<b>0</b>	<b>5</b>	<b>1</b>	<b>0</b>

**2017, TAMPA BAY**

Date	Opp	GP	GS	Tot	So	As	Sk	Yd	Int	Yd	Lg	TD	PD	FF	FR
9/17	Chi-W	1		2	2	0	0.0	0	0	0	-	0	0	0	0
9/24	at Min-L	1	SLB	7	4	3	0.0	0	0	0	-	0	0	0	0
10/1	NYG-W	1	SLB	6	4	2	0.0	0	0	0	-	0	1	0	0
10/5	NE-L	1	SLB	7	6	1	1.0	4	0	0	-	0	0	1	0
10/15	at Ari-L	1		0	0	0	0.0	0	0	0	-	0	0	0	0
10/22	Buf-L	1		0	0	0	0.0	0	0	0	-	0	0	0	0
10/29	Car-L	1		1	1	0	0.0	0	0	0	-	0	0	0	0
11/5	at NO-L	1		0	0	0	0.0	0	0	0	-	0	0	0	0
11/12	NYJ-W	1		0	0	0	0.0	0	0	0	-	0	0	0	0
11/19	at Mia-W	1		2	1	1	0.0	0	0	0	-	0	0	0	1
11/26	at At-L	1		0	0	0	0.0	0	0	0	-	0	0	0	0
12/3	at GB-L	1		0	0	0	0.0	0	0	0	-	0	0	0	0
12/10	Det-L	1		0	0	0	0.0	0	0	0	-	0	0	0	0
12/18	At-L	1	SLB	3	2	1	0.0	0	0	0	-	0	0	0	0
12/24	at Car-L			***injured reserve - leg***											
12/31	NO-W			***injured reserve - leg***											
<b>2017 totals</b>		<b>14</b>	<b>4</b>	<b>28</b>	<b>20</b>	<b>8</b>	<b>1.0</b>	<b>4</b>	<b>0</b>	<b>0</b>	<b>0</b>	<b>-</b>	<b>0</b>	<b>1</b>	<b>1</b>

**2016, TAMPA BAY**

Date	Opp	GP	GS	Tot	So	As	Sk	Yd	Int	Yd	Lg	TD	PD	FF	FR
9/11	at At-L	1		2	2	0	0.0	0	0	0	-	0	0	0	0
9/18	at Ari-L	1		0	0	0	0.0	0	0	0	-	0	0	0	0
9/25	Lar-L	1		0	0	0	0.0	0	0	0	-	0	0	0	0
10/2	Den-L	1		0	0	0	0.0	0	0	0	-	0	0	0	0
10/10	at Car-W	1		0	0	0	0.0	0	0	0	-	0	0	0	0
10/23	SF-W	1		0	0	0	0.0	0	0	0	-	0	0	0	0
10/30	Oak-L	1		0	0	0	0.0	0	0	0	-	0	0	0	0
11/3	At-L	1		6	6	0	0.0	0	0	0	-	0	0	0	0
11/13	Chi-W	1		3	2	1	0.0	0	0	0	-	0	0	0	0
11/20	at KC-W	1		1	1	0	0.0	0	0	0	-	0	0	0	0
12/27	Sea-W	1		0	0	0	0.0	0	0	0	-	0	0	0	0
12/4	at SD-W	1		0	0	0	0.0	0	0	0	-	0	0	0	0
12/11	NO-W	1		0	0	0	0.0	0	0	0	-	0	0	0	0
12/18	at Dal-L	1		1	0	1	0.0	0	0	0	-	0	0	0	0
12/24	at NO-L	1		0	0	0	0.0	0	0	0	-	0	0	0	0
1/1	Car-W	1		0	0	0	0.0	0	0	0	-	0	0	0	0
<b>2016 totals</b>		<b>16</b>	<b>0</b>	<b>13</b>	<b>11</b>	<b>2</b>	<b>0.0</b>	<b>0</b>	<b>0</b>	<b>0</b>	<b>-</b>	<b>0</b>	<b>0</b>	<b>0</b>	<b>0</b>



# TAYLOR CONTINUED

## 2015, CAROLINA

Date	Opp	GP	GS	Tot	So	As	Sk	Yd	Int	Yd	Lg	TD	PD	FF	FR
9/13	Jax-W						***practice squad***								
9/20 at	Hou-W						***practice squad***								
9/27 at	NO-W						***practice squad***								
10/4	TB-W						***practice squad***								
10/18	Sea-W						***practice squad***								
10/25 at	Phi-W						***practice squad***								
11/2 at	Ind-W						***practice squad***								
11/8	GB-W						***practice squad***								
11/15	Ten-W						***practice squad***								
11/22 at	Was-W						***practice squad***								
11/26 at	Dal-W						***practice squad***								

## 2015, TAMPA BAY

12/6	Atl-W	1		0	0	0	0.0	0	0	0	-	0	0	0	0
12/13	NO-L	1		0	0	0	0.0	0	0	0	-	0	0	0	0
12/17 at	StL-L	1		0	0	0	0.0	0	0	0	-	0	0	0	0
12/27	Chi-L	1		0	0	0	0.0	0	0	0	-	0	0	0	0
1/3 at	Car-L	1		0	0	0	0.0	0	0	0	-	0	0	0	0
<b>2015 totals</b>		<b>5</b>	<b>0</b>	<b>0</b>	<b>0</b>	<b>0</b>	<b>0.0</b>	<b>0</b>	<b>0</b>	<b>0</b>	<b>-</b>	<b>0</b>	<b>0</b>	<b>0</b>	<b>0</b>

## 2014, CAROLINA

Date	Opp	GP	GS	Tot	So	As	Sk	Yd	Int	Yd	Lg	TD	PD	FF	FR
9/7 at	TB-W						***practice squad***								
9/14	Det-W						***practice squad***								
9/21	Pit-L						***practice squad***								
9/28 at	Bal-L						***practice squad***								
10/5	Chi-W						***practice squad***								
10/12 at	Cin-T						***practice squad***								
10/19 at	GB-L	1	0	0	0	0	0.0	0	0	0	-	0	0	0	0
10/26	Sea-L	1	0	0	0	0	0.0	0	0	0	-	0	0	0	0
10/30	NO-L	1	0	0	0	0	0.0	0	0	0	-	0	0	0	0
11/10 at	Phi-L	1	0	0	0	0	0.0	0	0	0	-	0	0	0	0
11/16	Atl-L	1	0	0	0	0	0.0	0	0	0	-	0	0	0	0
11/30 at	Min-L	1	0	0	0	0	0.0	0	0	0	-	0	0	0	0
12/7 at	NO-W	1	0	0	0	0	0.0	0	0	0	-	0	0	0	0
12/14	TB-W	1	0	0	0	0	0.0	0	0	0	-	0	0	0	0
12/21	Cle-W	1	1	5	2	3	0.0	0	0	0	-	0	0	0	0
12/28 at	Atl-W	1	1	4	3	1	0.0	0	0	0	-	0	0	1	0
<b>Total</b>		<b>10</b>	<b>2</b>	<b>9</b>	<b>5</b>	<b>4</b>	<b>0.0</b>	<b>0</b>	<b>0</b>	<b>0</b>	<b>-</b>	<b>0</b>	<b>0</b>	<b>1</b>	<b>0</b>
1/3/15	Ari-W1	1	1	0	0	0	0.0	0	0	0	-	0	0	0	0
1/10/15 at	Sea-L2	1	0	1	0	1	0.0	0	0	0	-	0	0	0	0

1-NFC Wild Card; 2-NFC Divisional Round





STAFF

PLAYERS

2018 SEASON

HISTORY

RECORDS

GAME DAY

**SCHOOL**

MIAMI (FLA.)

**BORN**

10/12/1995

**ACQUIRED**

D3 - '18 2ND

**EXP****TRANSACTIONS**

Selected by the Cleveland Browns in the third round (67th overall) of the 2018 NFL Draft.

**AT A GLANCE**

Saw action in four games as a rookie last season...Started 33 of 49 games at Miami, totaling 103 tackles, 11 sacks, eight passes defended, two forced fumbles and two fumble recoveries... Majored in sociology and minored in music business...Is a working music producer and performer when he's not playing football...Spent time touring this past offseason and has produced tracks for recording artists Rick Ross, Kodak Black, Ball Greezy and Lil Dred.

**SEASONAL REVIEWS**

**2018** Contributed in four games...(9/16) at NO: In NFL debut, contributed on DL.

**COLLEGE**

Started 33 of 49 games at Miami, totaling 103 tackles, 11 sacks, eight passes defended, two forced fumbles and two fumble recoveries...Started all 13 games in his senior season in 2017, registering 41 tackles and 5.5 sacks...Started 122 of 12 games as a junior in 2016, making 37 stops for the third-best mark among the team's defensive linemen...Added 4.5 sacks and three pass breakups...His 4.5 were the second-best total on the team...Registered a fumble recovery and a forced fumble as well...Started eight of 13 contests as a sophomore in 2015 with 18 tackles, four passes defended, one fumble recovery and one forced fumble...Played in 12 games as a true freshman in 2014, adding seven tackles...Majored in sociology and minored in music business.

**PERSONAL**

Given name is Chad Everette Thomas Jr...Nickname is Major...Native of Miami, Fla...Cousin, Jermaine Reve, played football at Louisville...Uncle, Roger Finnie, played collegiately at Florida A&M and professionally for the New York Jets, St. Louis Rams and New Orleans Saints...Grandfather, Willie James Jones, is his biggest influence.



## CHAD THOMAS CONTINUED

**High School** Attended Booker T. Washington High School (Miami, Fla.)...Played in Under Armour All-America Game...Invited to "The Opening", all-star summer prospect camp held on Nike Campus...Earned first team All-Dade and first team All-State as junior and senior...Led Booker T. Washington to Class 4A state title as junior in 2012 and a class 4A state championship as a senior in 2013...Recorded 57 tackles and six sacks in 2012...Named 2013 second team All-USA by USA TODAY...Tallied 71 tackles and eight sacks as senior.

**Community Involvement** Volunteered at several youth football camps and First and Ten Tuesday events...Supported The American Foundation for Suicide Prevention for My Cause, My Cleats.

**Hobbies/Interests** Is a working music producer and performer when he's not playing football and produced tracks for recording artists Rick Ross, Kodak Black, Ball Greezy and Lil Dred...Toured during the 2019 offseason...Can play nine different instruments (piano, organ, drums, guitar, bass guitar, trombone, clarytone, tuba and trumpet)...Can juggle...Says Friday is his favorite film and Martin is his favorite television show.

## CHAD THOMAS' CAREER

Year	Team	GP	TACKLES					INTERCEPTIONS					FUMBLES				
			GS	Tot	Solo	Asst	Sk	Yds	No	Yds	Lg	TD	PD	FF	FR	Yds	
2018	Cle	4	0	0	0	0	0.0	0	0	0	-	0	0	0	0	0	

## CHAD THOMAS' GAME-BY-GAME

### 2018, CLEVELAND

Date	Opp	GP	GS	Tot	So	As	Sk	Yd	Int	Yd	Lg	TD	PD	FF	FR
9/9	Pit-T						***active, did not play***								
9/16	at NO-L	1		0	0	0	0.0	0.0	0	-	0	0	0	0	0
9/20	NYJ-W	1		0	0	0	0.0	0.0	0	-	0	0	0	0	0
9/30	at Oak-L	1		0	0	0	0.0	0.0	0	-	0	0	0	0	0
10/7	Bal-W						***inactive -- coach's decision***								
10/14	LAC-L						***active -- did not play***								
10/21	at TB-L						***active -- did not play***								
10/28	at Pit-L	1		0	0	0	0.0	0.0	0	-	0	0	0	0	0
11/4	KC-L						***inactive -- coach's decision***								
11/11	Atl-W						***inactive -- coach's decision***								
11/25	at Cin-W						***inactive -- coach's decision***								
12/2	at Hou-L						***inactive -- coach's decision***								
12/9	Car-W						***inactive -- coach's decision***								
12/15	at Den-W						***inactive -- coach's decision***								
12/23	Cin-W						***inactive -- coach's decision***								
12/30	at Bal-L						***inactive -- coach's decision***								
2018 totals		4	0	0	0	0	0.0	0	0	0	-	0	0	0	0





# TAVIERRE THOMAS

## SCHOOL

FERRIS STATE

## BORN

3/11/1996

## ACQUIRED

W (ARI.) - '18

## EXP

2ND

## TRANSACTIONS

Signed by the Arizona Cardinals as an undrafted free agent on April 30, 2018...Waived by the Cardinals on Sept. 1, 2018...Claimed via waivers by the Cleveland Browns on Sept. 2, 2018.

## AT A GLANCE

First name pronounced TAV-ee-air...In 2018, tied team high with seven special teams tackles...Totalled 175 total tackles, 14 interceptions and 35 passes defended at Ferris State University.

## SEASONAL REVIEWS

**2018** Tied team high with seven special teams tackles...Played in 13 games...Logged one solo tackle...Spent offseason and training camp with the Cardinals...(9/9) vs. Pit.: In NFL debut, contributed on special teams...(11/4) vs. KC: Logged first career solo tackle, as well as first career special teams stop.

## COLLEGE

Appeared in 45 games for the Ferris State University Bulldogs...Totalled 175 total tackles, 14 interceptions and 35 passes defended for his career...Was named first-team Division II All-American in both 2016-17, along with first-team All-Great Lakes Intercollegiate Athletic Conference during the same time frame...Notched 60 tackles, four interceptions and a career-high 18 passes defended in 2017, earning the 2017 GLIAC Defensive Back of the Year Award...Started all 15 games as a junior in 2016, leading the Bulldogs with a career-high six interceptions...During his tenure at Ferris State, the Bulldogs claimed back-to-back GLIAC Championships in 2014 and 2015.

## PERSONAL

First name pronounced TAV-ee-air...Native of Detroit, Mich.

**High School** Attended Detroit Allen Academy (Detroit, Mich.)...Earned all-state accolades as a junior and senior.

**Community Involvement** Visited the Cudell Rec Center and Greater Cleveland Food Bank.



## TAVIERRE THOMAS CONTINUED

### TAVIERRE THOMAS' CAREER

Year	Team	GP	TACKLES					INTERCEPTIONS				FUMBLES				
			GS	Tot	Solo	Asst	Sk	Yds	No	Yds	Lg	TD	PD	FF	FR	Yds
2018	Cle	13	0	1	1	0	0.0	0.0	0	0	-	0	0	0	0	0

ADDITIONAL STATISTICS: Special teams tackles - 7.

### TAVIERRE THOMAS' GAME-BY-GAME

#### 2018, CLEVELAND

Date	Opp	GP	GS	Tot	So	As	Sk	Yd	Int	Yd	Lg	TD	PD	FF	FR
9/9	Pit-T	1		0	0	0	0.0	0.0	0	0	-	0	0	0	0
9/16	at NO-L	1		0	0	0	0.0	0.0	0	0	-	0	0	0	0
9/20	NYJ-W	1		0	0	0	0.0	0.0	0	0	-	0	0	0	0
9/30	at Oak-L						***inactive -- coach's decision***								
10/7	Bal-W						***inactive -- coach's decision***								
10/14	LAC-L						***inactive -- coach's decision***								
10/21	at TB-L	1		0	0	0	0.0	0.0	0	0	-	0	0	0	0
10/28	at Pit-L	1		0	0	0	0.0	0.0	0	0	-	0	0	0	0
11/4	KC-L	1		1	1	0	0.0	0.0	0	0	-	0	0	0	0
11/11	Atl-W	1		0	0	0	0.0	0.0	0	0	-	0	0	0	0
11/25	at Cin-W	1		0	0	0	0.0	0.0	0	0	-	0	0	0	0
12/2	at Hou-L	1		0	0	0	0.0	0.0	0	0	-	0	0	0	0
12/9	Car-W	1		0	0	0	0.0	0.0	0	0	-	0	0	0	0
12/15	at Den-W	1		0	0	0	0.0	0.0	0	0	-	0	0	0	0
12/23	Cin-W	1		0	0	0	0.0	0.0	0	0	-	0	0	0	0
12/30	at Bal-L	1		0	0	0	0.0	0.0	0	0	-	0	0	0	0
2018 totals		13	0	1	1	0	0.0	0.0	0	0	-	0	0	0	0

### SALUTE TO SERVICE

In November, the NFL and the Browns continue their year-round commitment to local and national military appreciation as part of the league's "Salute to Service" initiative. The Salute to Service campaign aligns with an NFL tradition of supporting America's armed services, including a more than 45-year partnership with the USO that hosts overseas visits to troops and trips to military hospitals nationwide.

The USO of Northern Ohio is also a year-round community partner of the Browns First and Ten volunteer movement.





STAFF

PLAYERS

2018 SEASON

HISTORY

RECORDS

GAME DAY

**SCHOOL**  
CORNELL**BORN**  
2/12/1991**ACQUIRED**  
UFA (G.B.) - '17**EXP**  
7TH**TRANSACTIONS**

Originally drafted by the Green Bay Packers in the fourth round (122nd overall) of the 2013 NFL Draft...Signed by the Cleveland Browns as an unrestricted free agent on March 9, 2017.

**AT A GLANCE**

Started all 16 games in 2018, playing every offensive snap at center...Member of a Browns offensive line that didn't allow a sack in five of team's final seven games (three total, fewest allowed in NFL during Weeks 10-17)...Has seen action at center, left guard, left tackle and right tackle during his career...Father, Joe, played tight end at Hobart College...Given name is Joseph Carl Tretter Jr. but goes by JC.

**SEASONAL REVIEWS**

**2018** Started at C in all 16 games, playing every offensive snap...Key part of Browns unit that did not allow a sack in five of team's final seven games (three total, fewest allowed in NFL during Weeks 10-17)...(9/9) vs. Pit.: Helped Browns rush for 177 yards, which ranked first in AFC and second in NFL during Week 1 (Washington, 182 yards)...(9/30) at Oak.: Helped Browns rush for 208 yards, 6.3 per carry average and three touchdowns – most rushing scores since 2014 (twice)...(11/11) vs. Atl.: Helped Browns become one of only three teams to rush for 200-plus yards (211) and not surrender a sack in a game in 2018(Saints and Colts)...(11/25) at Cin.: Helped Browns go back-to-back weeks with zero sacks allowed for first time since 2007...Powered TE David Njoku into end zone from five-yard line after leaping toward goal line...(12/2) at Hou.: Member of Browns OL that did not surrender a sack in three consecutive games for first time since 1988.

**2017** Started at C all 16 games, playing every offensive snap...(9/10) vs. Pit.: In Browns debut, started at C and played every offensive snap...(11/12) at Det.: Started at C, playing every offensive snap...Helped Browns rush for season-high 201 yards and two touchdowns.

**2016** Started the first seven games of the season at C before suffering a knee injury in Week 8...Placed on injured reserve on Jan. 21...(9/25) vs. Det.: Helped open running lanes for the offense to gain 123 yards on the ground...(10/9) vs. NYG: Part of an offensive line that blocked for backs to gain 147 yards rushing, the second straight game eclipsing 120 rushing yards.



## TRETTET CONTINUED

**2015** Played in all 16 games, making three starts...Played in both playoff contests, including a start at LT...(11/26) vs. Chi.: Made his first career start at C in place of injured Corey Linsley...Helped open lanes for the running game to tally 177 yards on the ground...(12/13) vs. Dal.: Started at C, helping the offense set season-highs with 230 rushing yards and 29 first downs...(1/10/16) at Was.: Made his first start at LT and first playoff start...Helped pave the way for two runners to each total 50 yards on the ground and a touchdown.

**2014** Appeared in the last eight games of the season and both playoff contests, seeing time as a reserve at LT, RT and LG...Suffered a knee injury in the preseason that kept him off the field the first half of the season...Placed on injured reserve/designated for return prior to Week 1 and was activated to the roster during Week 9...(11/3) vs. Chi.: Made his NFL debut, taking plays at LG and LT as a reserve.

**2013** Spent the majority of the season on injured reserve and the physically unable to perform list after sustaining an ankle injury during organized team activities...Elevated to the active roster in Week 15...Inactive for the final three games.

### COLLEGE

Played in 40 career games at Cornell, including starts in the last 20 appearances...Earned first-team All-Ivy League as a senior left tackle in 2012, in addition to FCS All-America recognition...Started all 10 games, protecting for a school-record 3,748 yards passing that ranked first in the conference and third nationally...Named All-Ivy League second-team after starting all 10 games as a junior...Made the switch from tight end to left tackle before the season, helping protecting for an offense that ranked first in the conference and fourth in the nation averaging 341.5 passing yards per game...Played in 10 games at tight end as a sophomore, catching four passes for 62 yards and a touchdown...Appeared in all 10 games as a freshman, primarily on special teams...Earned a degree in industrial labor relations.

### PERSONAL

Given name is Joseph Carl Tretter Jr...Nicknamed JC...Native of Batavia, N.Y...Father, Joe, played tight end at Hobart College...Three uncles – Dave (RB at Cornell), Bob (QB at Hobart) and Bill (DE/P at Rochester) – also played college football.

**High School** Attended Akron Central High School (Akron, N.Y.) where he was a three-year letterman in football and a four-year letterman in basketball...Three-time first-team all-section honoree in football...Named Western New York Player of the Year and earned second-team all-state in basketball as a senior.

**Community Involvement** Raised funds and awareness for hungry families and malnutrition during Taste of the Browns...Delivered presents to Cleveland youth as part of the Adopt-a-Family holiday program...Participated in the Browns' Golf Tournament and Dawg Pound Games.

**Hobbies/Interest** Favorite movie is Gladiator...Favorite TV show is Game of Thrones...Enjoys golfing and playing video games in his free time.

## TRETTET'S CAREER

Year	Team	GP	GS
2014	GB	8	0
2015	GB	16	3
2016	GB	7	7
2017	Cle	16	16
2018	Cle	16	16
<b>NFL totals</b>		<b>63</b>	<b>42</b>

PLAYOFFS			
Year	Team	GP	GS
2014	GB	2	0
2015	GB	2	1
<b>NFL totals</b>		<b>4</b>	<b>1</b>

**ADDITIONAL STATISTICS:** Misc. fumble recoveries – 1 in 2016; 1 in 2017; NFL totals: 2.

**CAREER MILESTONES:** NFL debut: vs. Chi., 11/09/14. First NFL start: vs. Chi., 11/26/15.



DE  
6-2  
262

# OLIVIER VERNON

## PRO BOWLS



## SCHOOL

MIAMI (FLA.)

## BORN

10/7/1990

## ACQUIRED

TR (NYG) - '19

## EXP

8TH

## TRANSACTIONS

Selected by the Miami Dolphins in the third round (72nd overall) of the 2012 NFL Draft...Signed by the New York Giants as an unrestricted free agent on March 10, 2016...Traded to the Cleveland Browns on March 13, 2019.

## AT A GLANCE

Played in 103 career games with 85 starts, collecting 318 tackles, 51 sacks, seven forced fumbles, a pair of fumble recoveries and passes defended and an interception...Didn't miss a single contest in his first five seasons (2012-16)...Became the first player in Dolphins history to win both AFC Defensive (Week 13, 2013) and Special Teams (Week 8, 2012) weekly honors...Transitioned from DE to LB in 2018...Raised awareness for the Jack McGovern Coats Disease Foundation during the NFL's My Cause, My Cleats initiative in Week 13 last season...Named after actor Sir Laurence Olivier.

## CAREER HIGHLIGHTS

Named AFC Defensive Player of the Week (Week 13) after leading the Dolphins with 10 tackles and three sacks at the New York Jets in 2013...As a rookie in 2012, blocked a 35-yard field goal attempt by the Jets at New York and was named AFC Special Teams Player of the Week (Week 8)...Earned second team All-Pro honors in 2016...Named to his first Pro Bowl after the 2018 season.



## SEASONAL REVIEWS

**2018** Started all 11 games he played after transitioning from defensive end to outside linebacker... Was inactive for the first five games because of an ankle injury he suffered in the preseason... Led the team with 7.5 sacks and finished the season with 30 tackles (23 solo), one forced fumble and one fumble recovery...(10/11) vs. Phi.: Made his season debut, adding two tackles, including a seven-yard sack of Carson Wentz...(12/2) vs. Chi.: Totaled a season-high five solo tackles, including a pair of sacks...(12/9) at Was.: Contributed on defense with five tackles and 1.5 sacks...(12/30) vs. Dal.: Registered five tackles, including 2.5 sacks.

**2017** Started all 12 games he played...Inactive with an ankle injury for four games, the first games he missed in his career...Finished second on the team with 6.5 sacks...Contributed 37 tackles (24 solo), two forced fumbles and one interception...(9/10) at Dal.: Tackled Dak Prescott for a five-yard loss for the Giants' only sack of the game...(9/24) at Phi.: Had five tackles and a one-yard sack of Carson Wentz...(10/1) at TB: Suffered an ankle injury and did not play the following four weeks, ending his streak of consecutive games played at 84...(11/12) at SF: Returned to action with four tackles and picked up his first career interception when he batted C.J. Beathard's pass to himself at the Giants' 25-yard line...When Damon Harrison intercepted a pass the following week vs. Kansas City, it was the first time Giants defensive linemen intercepted passes in back-to-back games since 1952...(11/23) at Was.: Registered a season-high 1.5 sacks...Posted one sack in each of the season's final the games - 12/17 vs. Phi., 12/24 at Ari. and 12/31 vs. Was.

**2016** In his first season with the Giants, started all 16 games and the NFC Wild Card Game... Marked the third consecutive season he started every game...Earned second team All-Pro honors... Led the team with 8.5 sacks, the second-highest total of his career...Had at least one sack in five consecutive games, with a total of seven sacks in those contests...(9/11) at Dal.: Posted four tackles in his Giants debut...(10/23) vs. LAR: Recorded his first sack of the season and added five tackles...(11/6) vs. Phi. Tallied five tackles and began his streak of five straight games with a...(11/14) vs. Cin.: Posted a season-high 10 tackles and a sack...(11/20) vs. Chic.: Registered three tackles and a sack...Had four solo tackles and a season-high two sacks in each of the next two games (11/27) at Cle. and (12/4) at Pit)...(12/18) vs. Det.: Added a half-sack among his five tackles...(1/8) at GB: Had one solo tackle during the NFC Wild Card Game in postseason debut.

**2015** Started all 16 games and led the Dolphins with 7.5 sacks, four more than any other Miami defender...Totaled 61 tackles...(10/18) at Ten.: Posted four tackles, including a 12-yard sack of Marcus Mariota...(10/29) at NE: Sacked Tom Brady for a seven-yard loss...(11/8) at Buf.: Registered seven tackles...(12/6) vs. Bal.: Totaled a season-high 2.5 sacks among his six tackles...(12/20) at SD: Recorded a season-high 11 tackles and a half-sack.

**2014** Started all 16 games...Finished season with 46 tackles, 6.5 sacks, two forced fumbles and a blocked field goal...(9/7) vs. NE: Registered three tackles and one sack...(9/21) vs. KC: Recorded his second sack of the season...(10/12) vs. GB: Posted a nine-yard sack of Aaron Rodgers and a split sack with Cameron Wake...(10/26) at Jax.: Blocked a 48-yard field goal attempt and added four tackles on defense, one special teams tackle and pressured quarterback Blake Bortles on Louis Delmas' 81-yard interception return for a touchdown...(11/2) vs. SD: Recorded a sack and forced a fumble...(12/7) VS. Bal.: Registered a sack.

**2013** Played in all 16 games with 14 starts...Recorded 57 tackles and led the Dolphins with a career-high 11.5 sacks, which tied him for third in the AFC and tied for seventh in the NFL...(9/30) at NO: Posted five tackles, including a sack...(10/6) vs. Bal.: Registered a sack among his trio of tackles...(10/20) vs. Buf.: Contributed three tackles, including one sack...(10/27) at NE: Recorded a sack in his fourth consecutive game, among his six tackles...(11/17) vs. SD: Tied for the team lead with six tackles, including a sack... (11/24) vs. Car.: Posted four tackles with a pair of sacks in his first multi-sack game of the season and second of his career...(12/1) at NYJ: Named AFC Defensive Player of the Week after leading the Dolphins with 10 tackles and three sacks...(12/28) at Pit.: Had two tackles and a sack.



## VERNON CONTINUED

**2012** in his rookie season, played in all 16 games...Recorded 22 tackles and 3.5 sacks...Finished tied second on the team with seven special teams tackles...Blocked two field goals and added a punt recovery for a touchdown...(9/9) at Hou.: Made NFL debut...(9/23 vs. NYJ: Totaled three tackles, including a half-sack...(10/14) vs. StL. Recorded four tackles and two sacks for first career multi-sack game...(10/28 at NYJ: Scored his first career NFL touchdown, recovering a Robert Malone punt in the end zone that was blocked by Jimmy Wilson...Marked the sixth time in Dolphins history that a blocked punt was returned for a touchdown...Also blocked a 35-yard field goal attempt and was named AFC Special Teams Player of the Week for his performance...(11/4) at Ind.: Blocked a 54-yard field goal attempt by Adam Vinatieri, his second straight game with a blocked field goal attempt...(12/23) vs. Buf.: Posted two tackles, including a sack.

### COLLEGE

Three-year letterman (2009-11) at Miami (Fla.)...Played in 30 career games with 16 starts...Recorded 81 tackles with nine sacks and 20.5 tackles for loss...Forced and recovered one fumble...Played in six games with three starts as a junior in 2011, recording 18 tackles (15 solo), 1.5 sacks and 3.5 tackles for loss...In 2010, played in 13 games with 11 starts and recorded 39 tackles (25 solo), six sacks, and 10.5 tackles for losses...As a freshman in 2009, played in 11 games with two starts and contributed 24 tackles (11 solo), 1.5 sacks and 6.5 tackles for losses...Majored in criminology.

### PERSONAL

Native of Miami, Fla...Named after actor Sir Laurence Olivier...Mother is from Switzerland and his father is from Jamaica.

**High School** Attended American High School (Miami, Fla.)...Posted 52 tackles with 12.5 sacks and 21 tackles for losses as a senior...Recorded 42 tackles with seven sacks as a sophomore...Lettered in track and field, as well as football.

**Community Involvement** With the Giants, toured the Newark Police Headquarters, where he met command staff, participated in a ride-along with Newark PD Community Affairs personnel and stopped at Newark Central High School and Weequahic High School, where he spoke with teammates to the football team about being leaders in their school and community...Surprised the same program with a \$10,000 equipment grant...During Salute to Service month, played video games at the training facility against military veterans through the Wounded Warrior Project, as well as led the veterans through a tour of the facility...Surprised the Weequahic High School football and cheer program at their end-of-year banquet to congratulate them on a successful season and to award head coach Brian Logan with a trip to Super Bowl LII in recognition of his service to the city of Newark...Raised awareness for the Jack McGovern Coats Disease Foundation during the NFL's My Cause, My Cleats initiative in Week 13... Engaged in conversation and listened to Martin Luther King III speak, in conjunction with RISE, about the importance of voting and civic engagement...Spoke on a panel with Giants teammates at Rutgers Newark, along with the Newark Bronze Shields, to local high school student athletes and Rutgers Newark student athletes... Joined the Vera Institute for Justice for an all-day experiential learning visit and ride along with the Camden Police Department to learn about the improvements that Camden has made in local policing effort.



# VERNON CONTINUED

## VERNON'S CAREER

		TACKLES						INTERCEPTIONS					FUMBLES				
Year	Team	GP	GS	Tot	Solo	Asst	Sk	Yds	No	Yds	Lg	TD	PD	FF	FR	Yds	
2012	Mia	16	0	32	25	7	3.5	21	0	0	-	0	0	1	1	0	
2013	Mia	16	14	57	46	11	11.5	11.5	0	0	-	0	0	0	0	0	
2014	Mia	16	16	46	31	15	6.5	30.5	0	0	-	0	0	2	0	0	
2015	Mia	16	16	61	41	20	7.5	7.5	0	0	-	0	0	0	0	0	
2016	NYG	16	16	63	44	19	8.5	8.5	0	0	-	0	0	0	1	0	
2017	NYG	12	12	37	22	15	6.5	6.5	1	0	-	0	1	0	0	0	
2018	NYG	11	11	30	23	7	7.0	39.5	0	0	-	0	1	0	1	0	
NFL totals		103	85	326	232	94	51.0	125	1	0	-	0	2	3	3	0	
PLAYOFFS																	
2016	NYG	1	1	1	1	0	0.0	0	0	0	-	0	0	0	0	0	

**ADDITIONAL STATISTICS:** Multiple sack games: 6; 2 vs. Chi., 12/2/18; 2.5 vs. Dal., 12/30/18; 2 at Cle., 11/27/16; 2 at Pit., 12/4/16; 2.5 vs. Bal., 12/6/15; 2 vs. Car., 11/24/13; 3 at NYJ, 12/1/13; 2 vs. StL, 10/14/12. **Career sacks:** 48, last, vs. Dal, 12/30/18 (D. Prescott). **Fumbles:** Forced - 3; last, at Ari, 12/24/17. Recovered - 4; last, vs. Was, 10/28/18.

**SINGLE-GAME HIGHS & CAREER MILESTONES:** **TACKLES:** Total - 11, at SD, 12/20/15. **Solo** - 8 at NYJ, 12/1/13. **Interceptions:** 1 at SF, 11/12/17. **Yards** - none. NFL Debut: vs. Hou, 9/9/12. **First NFL Start:** at Cle, 9/8/13. **First NFL sack:** vs. StL, 10/14/12.

## VERNON'S GAME-BY-GAME

### 2018, NEW YORK GIANTS

Date		Opp	GP	GS	Tot	So	As	Sk	Yd	Int	Yd	Lg	TD	PD	FF	FR
9/9		Jax-L					***inactive - ankle***									
9/16	at	Dal-L					***inactive - ankle***									
9/23	at	Hou-W					***inactive - ankle***									
9/30		NO-L					***inactive - ankle***									
10/7	at	Car-L					***inactive - ankle***									
10/11		Phi-L	1	WLB	2	2	0	1.0	7	0	0	-	0	0	0	0
10/22	at	Atl-L	1	WLB	2	2	0	0.0	0	0	0	-	0	0	0	0
10/28		Was-L	1	WLB	3	1	2	0.0	0	0	0	-	0	0	0	1
11/12	at	SF-W	1	LB	1	1	0	0.0	0	0	0	-	0	0	0	0
11/18		TB-W	1	WLB	0	0	0	0.0	0	0	0	-	0	0	0	0
11/25	at	Phi-L	1	LB	2	2	0	0.0	0	0	0	-	0	1	1	0
12/2		Chi-W	1	WLB	5	5	0	2.0	12	0	0	-	0	0	0	0
12/9	at	Was-W	1	LB	5	4	1	1.5	11	0	0	-	0	0	0	0
12/16		Ten-L	1	WLB	3	2	1	0.0	0	0	0	-	0	0	0	0
12/23	at	Ind-L	1	WLB	2	1	1	0.0	0	0	0	-	0	0	0	0
12/30		Dal-L	1	WLB	5	3	2	2.5	9.5	0	0	-	0	0	0	0
2018 totals			11	11	30	23	7	7.0	39.5	0	0	-	0	0	1	



# VERNON CONTINUED

STAFF

PLAYERS

2018 SEASON

HISTORY

RECORDS

GAME DAY

## 2017, NEW YORK GIANTS

Date	Opp	GP	GS	Tot	So	As	Sk	Yd	Int	Yd	Lg	TD	PD	FF	FR
9/10	at Dal-L	1	RDE	2	1	1	1.0	5	0	0	-	0	0	0	0
9/18	Det-L	1	RDE	5	2	3	0.0	0	0	0	-	0	0	0	0
9/24	at Phi-L	1	RDE	5	4	1	1.0	1	0	0	-	0	0	0	0
10/1	at TB-L	1	RDE	1	0	1	0.0	0	0	0	-	0	0	0	0
10/8	LAC-L						***inactive -- ankle***								
10/15	at Den-W						***inactive -- ankle***								
10/22	Sea-L						***inactive -- ankle***								
11/5	Lar-L						***inactive -- ankle***								
11/12	at SF-L	1	RDE	4	3	1	0.0	0	1	0	-	0	1	0	0
11/19	KC-W	1	RDE	3	3	0	0.0	0	0	0	-	0	0	0	0
12/23	at Was-L	1	RDE	5	2	3	1.5	8.5	0	0	-	0	0	0	0
12/3	at Oak-L	1	RDE	4	2	2	0.0	0	0	0	-	0	0	0	0
12/10	Dal-L	1	RDE	1	0	1	0.0	0	0	0	-	0	0	0	0
12/17	Phi-L	1	RDE	2	2	0	1.0	4	0	0	-	0	0	1	0
12/24	at Ari-L	1	RDE	3	2	1	1.0	11	0	0	-	0	0	1	0
12/31	Was-W	1	RDE	2	1	1	1.0	6	0	0	-	0	0	0	0
2017 totals				12	37	23	14	6.5	35.5	1	0	-	0	0	2

## 2016, NEW YORK GIANTS

Date	Opp	GP	GS	Tot	So	As	Sk	Yd	Int	Yd	Lg	TD	PD	FF	FR
9/10	at Dal-L	1	RDE	4	3	1	0.0	0	0	0	-	0	0	0	0
9/18	NO-W	1	RDE	1	0	1	0.0	0	0	0	-	0	0	0	0
9/25	Was-L	1	RDE	2	2	0	1.0	8	0	0	-	0	0	0	0
10/3	at Min-L	1	RDE	4	3	1	0.0	0	0	0	-	0	0	0	0
10/9	at GB-L	1	RDE	6	4	2	0.0	0	0	0	-	0	0	0	0
10/16	Bal-W	1	RDE	2	1	1	0.0	0	0	0	-	0	0	0	0
10/23	at LAR-W	1	RDE	5	5	0	0.0	0	0	0	-	0	0	1	0
11/6	Phi-W	1	RDE	5	4	1	1.0	5	0	0	-	0	0	0	0
11/14	Cin-W	1	RDE	10	4	6	1.0	7	0	0	-	0	0	0	0
11/20	Chi-W	1	RDE	3	2	1	1.0	8	0	0	-	0	0	0	0
11/27	at Cle-W	1	RDE	4	4	0	2.0	7	0	0	-	0	0	0	0
12/4	at Pit-L	1	RDE	4	4	0	2.0	17	0	0	-	0	0	0	0
12/11	Dal-W	1	RDE	5	4	1	0.0	0	0	0	-	0	0	0	0
12/18	Det-W	1	RDE	5	3	3	0.5	2.5	0	0	-	0	0	0	1
12/22	at Phi-L	1	RDE	2	2	0	0.0	0	0	0	-	0	0	0	0
1/1	at Was-W	1	RDE	2	1	1	0.0	0	0	0	-	0	0	0	0
2016 totals				16	16	64	46	18	8.5	54.5	0	0	-	0	1
1/8/17	GB-L1	1	1	1	1	0	0.0	0	0	0	-	0	0	0	0
NFC Wild Card															

## 2015, MIAMI

Date	Opp	GP	GS	Tot	So	As	Sk	Yd	Int	Yd	Lg	TD	PD	FF	FR
9/13	at Was-W	1	RDE	0	0	0	0.0	0	0	0	-	0	0	0	0
9/20	at Jax-L	1	RDE	1	1	0	0.0	0	0	0	-	0	0	0	0
9/27	Buf-L	1	RDE	1	1	0	0.0	0	0	0	-	0	0	0	0
10/4	NYJ-L	1	RDE	2	2	0	0.0	0	0	0	-	0	0	0	0
10/18	at Ten-W	1	RDE	4	3	1	1.0	12	0	0	-	0	0	0	0
10/25	Hou-W	1	RDE	0	0	0	0.0	0	0	0	-	0	0	0	0
10/29	at NE-L	1	RDE	5	1	4	1.0	7	0	0	-	0	0	0	0
11/8	at Buf-L	1	RDE	7	5	2	0.0	0	0	0	-	0	0	0	0
11/15	at Phi-W	1	RDE	4	4	0	0.0	0	0	0	-	0	0	0	0
11/22	Dal-L	1	RDE	5	3	2	1.0	3	0	0	-	0	0	0	0
11/29	at NYJ-L	1	RDE	5	4	1	1.0	3	0	0	-	0	0	0	0
12/6	Bal-W	1	RDE	6	4	2	2.5	22.5	0	0	-	0	0	0	0
12/14	NYG-L	1	RDE	2	2	0	0.0	0	0	0	-	0	0	0	0
12/20	at SD-L	1	RDE	11	6	5	0.5	4.5	0	0	-	0	0	0	0
12/27	Ind-L	1	RDE	2	2	0	0.0	0	0	0	-	0	0	0	0
1/3	NE-L	1	RDE	6	3	3	0.5	4.5	0	0	-	0	0	0	0
2015 totals				16	16	61	41	20	7.5	58.5	0	0	-	0	0



# VERNON CONTINUED

STAFF

PLAYERS

2018 SEASON

HISTORY

RECORDS

GAME DAY

## 2014, MIAMI

Date	Opp	GP	GS	Tot	So	As	Sk	Yd	Int	Yd	Lg	TD	PD	FF	FR
9/7	NE-W	1	RDE	3	3	0	1.0	7	0	0	-	0	0	0	0
9/14	at Buf-L	1	RDE	6	3	3	0.0	0	0	0	-	0	0	0	0
9/21	KC-L	1	RDE	3	2	1	1.0	3	0	0	-	0	0	0	0
9/28	at Oak-W	1	RDE	0	0	0	0.0	0	0	0	-	0	0	0	0
10/12	GB-L	1	RDE	7	5	2	1.5	9.5	0	0	-	0	0	1	0
10/19	at Chi-W	1	RDE	0	0	0	0.0	0	0	0	-	0	0	0	0
10/26	at Jax-W	1	RDE	4	2	2	0.0	0	0	0	-	0	0	0	0
11/2	SD-W	1	RDE	1	1	0	1.0	0	0	0	-	0	0	1	0
11/9	at Det-L	1	RDE	3	1	2	0.0	0	0	0	-	0	0	0	0
11/13	Buf-W	1	RDE	1	1	0	1.0	6	0	0	-	0	0	0	0
11/23	at Den-L	1	RDE	5	5	0	0.0	0	0	0	-	0	0	0	0
12/1	at NYJ-W	1	RDE	7	4	3	0.0	0	0	0	-	0	0	0	0
12/7	Bal-L	1	RDE	2	2	0	1.0	5	0	0	-	0	0	0	0
12/14	at NE-L	1	RDE	2	1	1	0.0	0	0	0	-	0	0	0	0
12/21	Min-W	1	RDE	0	0	0	0.0	0	0	0	-	0	0	0	0
12/28	NYJ-L	1	RDE	2	1	1	0.0	0	0	0	-	0	0	0	0
2014 totals		16	16	46	31	15	6.5	30.5	0	0	-	0	0	2	0

## 2013, MIAMI

Date	Opp	GP	GS	Tot	So	As	Sk	Yd	Int	Yd	Lg	TD	PD	FF	FR
9/8	at Cle-W	1	1	0	0	0	0.0	0	0	0	-	0	0	0	0
9/15	at Ind-W	1	1	1	0	1	0.5	0	0	0	-	0	0	0	0
9/22	At-W	1	1	3	3	0	0.0	0	0	0	-	0	0	0	0
9/30	at NO-L	1	1	5	3	2	1.0	6	0	0	-	0	0	0	0
10/6	Bal-L	1	1	3	3	0	1.0	7	0	0	-	0	0	0	0
10/20	Buf-L	1	1	3	3	0	1.0	5	0	0	-	0	0	0	0
10/27	at NE-L	1	1	6	2	4	1.0	2	0	0	-	0	0	0	0
10/31	Cin-W	1	1	4	3	1	0.0	0	0	0	-	0	0	0	0
11/11	at TB-L	1	1	1	1	0	0.0	0	0	0	-	0	0	0	0
11/17	SD-W	1	1	6	5	1	1.0	7	0	0	-	0	0	0	0
11/24	Car-L	1	0	4	4	0	2.0	7	0	0	-	0	0	0	0
12/1	at NYJ-W	1	1	10	8	2	3.0	25	0	0	-	0	0	0	0
12/8	at Pit-W	1	1	2	2	0	1.0	6	0	0	-	0	0	0	0
12/15	NE-W	1	1	2	2	0	0.0	0	0	0	-	0	0	0	0
12/22	at Buf-L	1	1	5	5	0	0.0	0	0	0	-	0	0	0	0
12/29	NE-L	1	0	2	2	0	0.0	0	0	0	-	0	0	0	0
2013 totals		16	14	57	46	11	11.5	65	0	0	-	0	0	0	0

## 2012, MIAMI

Date	Opp	GP	GS	Tot	So	As	Sk	Yd	Int	Yd	Lg	TD	PD	FF	FR
9/9	at Hou-L	1		1	1	0	0.0	0	0	0	-	0	0	0	0
9/16	Oak-W	1		0	0	0	0.0	0	0	0	-	0	0	0	0
9/23	NYJ-L	1		5	4	1	0.5	3	0	0	-	0	0	0	0
9/30	at Ari-L	1		1	1	0	0.0	0	0	0	-	0	0	0	1
10/7	at Cin-W	1		2	2	0	0.0	0	0	0	-	0	0	0	0
10/14	StL-W	1		4	4	0	2.0	11	0	0	-	0	0	0	0
10/28	at NYJ-W	1		1	0	1	0.0	0	0	0	-	0	0	0	0
11/4	at Ind-L	1		2	1	1	0.0	0	0	0	-	0	0	0	0
11/11	Ten-L	1		2	2	0	0.0	0	0	0	-	0	0	0	0
11/15	at Buf-L	1		2	1	1	0.0	0	0	0	-	0	0	0	0
11/25	Sea-W	1		2	1	1	0.0	0	0	0	-	0	0	0	0
12/2	NE-L	1		2	1	1	0.0	0	0	0	-	0	0	0	0
12/9	at SF-L	1		2	2	0	0.0	0	0	0	-	0	0	0	0
12/16	Jax-W	1		0	0	0	0.0	0	0	0	-	0	0	0	0
12/23	Buf-W	1		3	3	0	1.0	7	0	0	-	0	0	0	0
12/30	at NE-L	1		3	2	1	0.0	0	0	0	-	0	0	0	0
2012 totals		16	0	32	25	7	3.5	21	0	0	-	0	0	0	1





CB  
5-11  
190

# DENZEL WARD

STAFF

PLAYERS

2018 SEASON

HISTORY

RECORDS

GAME DAY

## PRO BOWLS



## SCHOOL

OHIO STATE

## BORN

4/28/1997

## ACQUIRED

D1B - '18

## EXP

2ND

## TRANSACTIONS

Selected by the Cleveland Browns in the first round (4th overall) of the 2018 NFL Draft.

## AT A GLANCE

Became the sixth Browns rookie to be named to the Pro Bowl and first since Joe Thomas in 2007...Finished tied for second among all NFL rookies with three interceptions in 2018...Became fourth-youngest player in NFL history with two interceptions in a game after recording two during his NFL debut in Week 1...Started a scholarship foundation in his late father's name, Paul Ward, for students in Bedford, Ohio. Paul was a long-time principal in the Bedford City School District...Played high school (Nordonia), college (Ohio State) and professional (Browns) football all in the state of Ohio.

## CAREER HIGHLIGHTS

Became the sixth Browns rookie to be named to the Pro Bowl and first since 2007 (Joe Thomas)...Two-time Pepsi NFL Rookie of the Week (Week 1, Week 5)...Named AFC Special Teams Player of the Week in Week 5.



## SEASONAL REVIEWS

**2018** Pro Bowl selection...Two-time Pepsi NFL Rookie of the Week (Week 1, Week 5)...Named AFC Special Teams Player of the Week following Week 5...Started 12 of 13 games played, registering 53 tackles, three interceptions, one forced fumble and two fumble recoveries...Interception total was tied for second among all NFL rookies...(9/9) vs Pit: In NFL debut, posted six tackles, two interceptions and three passes defended...Became fourth-youngest player in NFL history with two interceptions in a game...Joined Clarence Scott (Sept. 19, 1971) as only Browns rookies to record two interceptions in NFL debut... Earned NFL Pepsi Rookie of the Week for his performance...(10/7) vs Bal: During 12-9 overtime win, posed five tackles, one interception, three passes defended and blocked a field goal attempt...Earned AFC Special Teams Player of the Week and NFL Pepsi Rookie of the Week for his performance.

## COLLEGE

Saw action in 38 games at Ohio State in three seasons of play...Accrued 67 tackles, 24 pass breakups and a pair of interceptions...As a junior in 2017, earned consensus first team All-America honors (AP, AFCA and The Sporting News) and first team All-Big Ten accolades after recording 17 passes defended with 15 pass break-ups and two interceptions, including one interception in the Big Ten championship game win over Wisconsin...Played in 13 games as a sophomore in 2016, tied for the team lead with nine passes defended...Received an honorable mention All-Conference nod as voted on by the media...Also notched 23 stops...Was one of only four scholarship freshman Buckeyes to earn playing time in 2015...Contributed mostly on special teams in 12 games played... Majored in sports industry.

## PERSONAL

Given Name is Denzel Nicolas Ward...Native of Macedonia, Ohio...Son of Nicole and the late Paul Ward...His father was a long-time principal in the Bedford City School District...His uncle was a running back at the University of Colorado.

**High School** Attended Nordon High School (Macedonia, Ohio)...Helped lead the school to a 14-1 record and the Division II state championship game in 2014 by starring on defense with nine interceptions and 18 pass breakups and on offense with more than 1,300 total yards and 20 touchdowns...Named the Division II co-defensive player of the year and a first team Associated Press all-state selection...Also named Cleveland.com's defensive player of the year...Totaled 14 interceptions in 2013 and 2014 combined...Qualified for state multiple times in track and field as part of Nordon's 4x400-meter relay and as a long jumper.

**Community Involvement** Started a scholarship foundation in his late father's name for students in Bedford, Ohio...Raises awareness for heart health and "Make Them Know Your Name" through My Cause, My Cleats...Gave away coats to students in need at Garfield Elementary...Has been volunteering at shelters and food banks at Thanksgiving since he was a young child, including at the Greater Cleveland Food Bank...Volunteered at several youth football camps.

**Hobbies/Interests** Enjoys relaxing and watching Netflix in his free time...Likes fixing houses and would be in real estate if he wasn't playing football...Lists The Punisher and the 100 as two of his favorite television shows.



## WARD CONTINUED

### WARD'S CAREER

Year	Team	GP	TACKLES					INTERCEPTIONS					FUMBLES				
			GS	Tot	Solo	Asst	Sk	Yds	No	Yds	Lg	TD	PD	FF	FR	Yds	
2018	Cle	13	12	53	41	12	0.0	0.0	3	26	26	0	11	1	2	0	

**ADDITIONAL STATISTICS:** Interceptions - Ben Roethlisberger (2), Joe Flacco (1). Blocked one FG (vs. Bal., 10/7/18).

### WARD'S GAME-BY-GAME

#### 2018, CLEVELAND

Date	Opp	GP	GS	Tot	So	As	Sk	Yd	Int	Yd	Lg	TD	PD	FF	FR
9/9	Pit-T	1	CB	6	2	4	0.0	0.0	2	26	26	0	3	0	0
9/16	at NO-L	1	CB	7	5	2	0.0	0.0	0	0	-	0	0	0	0
9/20	NYJ-W	1	CB	4	4	0	0.0	0.0	0	0	-	0	0	1	1
9/30	at Oak-L	1	CB	3	1	2	0.0	0.0	0	0	-	0	0	0	0
10/7	Bal-W	1	CB	5	4	1	0.0	0.0	1	0	0	0	3	0	0
10/14	LAC-L	1	CB	3	3	0	0.0	0.0	0	0	-	0	0	0	0
10/21	at TB-L	1		4	4	0	0.0	0.0	0	0	-	0	2	0	0
10/28	at Pit-L	1	CB	7	5	2	0.0	0.0	0	0	-	0	1	0	1
11/4	KC-L	1	CB	1	1	0	0.0	0.0	0	0	-	0	0	0	0
11/11	Atl-W	1	CB	2	2	0	0.0	0.0	0	0	-	0	1	0	0
11/25	at Cin-W	1	CB	4	4	0	0.0	0.0	0	0	-	0	1	0	0
12/2	at Hou-L	1	CB	2	1	1	0.0	0.0	0	0	-	0	0	0	0
12/9	Car-W						***inactive -- concussion***								
12/15	at Den-W						***inactive -- concussion***								
12/23	Cin-W	1	CB	5	5	0	0.0	0.0	0	0	-	0	0	0	0
12/30	at Bal-L						***inactive -- concussion***								
2018 totals		13	12	53	41	12	0.0	0	3	26	26	0	11	1	2

### MY CAUSE, MY CLEATS

The NFL launched the My Cause, My Cleats campaign in 2016, providing all NFL players an opportunity to highlight and bring awareness to philanthropic causes and organizations of personal importance through custom cleats. Approximately 30 Browns players participated last season to promote causes that were important to them, their lives and their families.





STAFF  
PLAYERS  
2018 SEASON  
HISTORY  
RECORDS  
GAME DAY

S  
5-11  
195

# JERMAINE WHITEHEAD

**SCHOOL**  
AUBURN

**BORN**  
3/12/1993

**ACQUIRED**  
W (GB) - '18

**EXP**  
4TH

## TRANSACTIONS

Signed by San Francisco as undrafted free agent on May 5, 2015...Waived by 49ers on Sept. 5, 2015...Signed by 49ers to practice squad on Sept. 6, 2015...Signed by Baltimore Ravens to active roster on Dec. 23, 2015...Re-signed by Ravens as exclusive-rights free agent on April. 19, 2016...Waived by Ravens on May 13, 2016...Signed by Green Bay Packers on May 18, 2016...Waived by Packers on Sept. 3, 2016...Signed by Packers to practice squad on Sept. 4, 2016...Signed by Packers to active roster on Oct. 24, 2016...Waived by Packers on Nov. 7, 2016...Signed by Packers to practice squad on Nov. 9, 2016...Re-signed by Packers as reserve/future free agent on Jan. 24, 2017...Waived by Packers on Sept. 2, 2017...Signed by Packers to practice squad on Sept. 3, 2017...Signed by Packers from practice squad to active roster on Oct. 21, 2017...Re-signed by Packers as exclusive-rights free agent on Apr. 17, 2018...Waived by the Packers on Nov. 6, 2018...Signed by Cleveland Browns on Nov. 7, 2018.

## AT A GLANCE

Saw the field in seven games with the Browns and added a pair of tackles on defense and special teams...Played in 26 career games with two starts, registering 25 tackles, one sack and three pass breakups...Born in Greenwood, Miss.

## SEASONAL REVIEWS

**2018** Played in seven games with Browns, logging two tackles...Recorded two special teams tackles with Cleveland...Spent offseason and training camp with Green Bay...With Packers, played in seven games with two starts, posting one sack, 19 tackles (16 solo) and two passes defended... (11/11) vs. Atl.: In 28-16 win, notched one special teams tackle during Browns debut...(12/30) at Bal.: Logged two assisted tackles, his firsts with Cleveland.

**2017** Played in 10 games, seeing time on defense and special teams for the Packers...Registered seven tackles (four solo) and a pass defended on defense and six tackles on special teams (tied for No. 2 on the team)...Had one carry for 7 yards.



## WHITEHEAD CONTINUED

**2016** Played in two games for the Packers, seeing action on special teams...Spent 14 regular season games and three postseason contests on the Packers' practice squad...(Oct. 30) at Atl: Played seven snaps on special teams in his NFL debut.

**2015** Spent most of his rookie season on the 49ers' practice squad before being signed to the Baltimore Ravens' active roster on Dec. 23, 2015...Was inactive for Baltimore for the final two games of the season...2015 Draft: Signed by San Francisco as an undrafted free agent on May 5, 2015.

## COLLEGE

Started 33 of 48 games played at Auburn, finishing his career with 218 tackles (133 solo), a sack, 15 pass breakups, nine interceptions and two fumble recoveries...Earned his degree in accounting.

## PERSONAL

Given name is Jermaine Rasheed Whitehead...Born in Greenwood, Miss.

**High School** Attended Amanda Elzy High School (Greenwood, Miss.), where he recorded 61 tackles and four interceptions, returning two for scores, and rushed 60 times for 805 yards (13.4 avg.) and six touchdowns...Added seven receptions for 222 yards (1.7 avg.) and two touchdowns, while also completing 4 of 7 pass attempts for 62 yards and a touchdown and returning four kickoffs for touchdowns as a senior...Recorded 32 tackles.

## WHITEHEAD'S CAREER

Year	Team	GP	TACKLES					INTERCEPTIONS				FUMBLES				
			GS	Tot	Solo	Asst	Sk	Yds	No	Yds	Lg	TD	PD	FF	FR	Yds
2016	GB	2	0	0	0	0	0.0	0.0	0	0	-	0	0	0	0	0
2017	GB	10	0	5	3	2	0.0	0.0	0	0	-	0	1	0	0	0
2018	GB	7	2	17	15	2	1.0	16.0	0	0	-	0	2	0	0	0
	Cle	7	0	2	0	2	0.0	0.0	0	0	-	0	0	0	0	0
2018 totals		14	2	19	15	4	1.0	16.0	0	0	-	0	2	0	0	0
NFL totals		26	2	24	18	6	1.0	16.0	0	0	-	0	3	0	0	0

**ADDITIONAL STATISTICS:** Special teams tackles - 0 in 2016, 6 in 2017, 5 (2 with Browns) in 2018, NFL totals: 11.

**SINGLE-GAME HIGHS & CAREER MILESTONES:** TACKLES: Total - 6, at LAR, 10/28/18. Solo - 5, at LAR, 10/28/18. INTERCEPTIONS: None. Yards - None. Long -None. TDs - 0. FUMBLES: Forced - None. Recovered - None. PASSES DEFENSED: 1, three times; last vs. Min., 9/16/18. SACKS: 0. NFL debut: at Atl., 10/30/16. First NFL start: vs. Chi., 9/9/18.

STAFF

PLAYERS

2018 SEASON

HISTORY

RECORDS

GAME DAY



# WHITEHEAD CONTINUED

## WHITEHEAD'S GAME-BY-GAME

### 2018, GREEN BAY

Date	Opp	GP	GS	Tot	So	As	Sk	Yd	Int	Yd	Lg	TD	PD	FF	FR
9/9	Chi-W	1	S	1	1	0	0.0	0	0	0	-	0	1	0	0
9/16	Min-T	1		3	3	0	0.0	0	0	0	-	0	1	0	0
9/23	at Was-L	1		1	1	0	0.0	0	0	0	-	0	0	0	0
9/30	Buf-W	1		1	1	0	1.0	16	0	0	-	0	0	0	0
10/7	at Det-L			***inactive -- concussion***											
10/15	SF-W	1		2	2	0	0.0	0	0	0	-	0	0	0	0
10/28	at LAR-L	1	S	6	5	1	0.0	0	0	0	-	0	0	0	0
11/4	at NE-L	1		3	2	1	0.0	0	0	0	-	0	0	0	0

### 2018, CLEVELAND

Date	Opp	GP	GS	Tot	So	As	Sk	Yd	Int	Yd	Lg	TD	PD	FF	FR
11/11	Ati-W	1		0	0	0	0.0	0.0	0	0	-	0	0	0	0
11/25	at Cin-W	1		0	0	0	0.0	0.0	0	0	-	0	0	0	0
12/2	at Hou-L	1		0	0	0	0.0	0.0	0	0	-	0	0	0	0
12/9	Car-W	1		0	0	0	0.0	0.0	0	0	-	0	0	0	0
12/15	at Den-W	1		0	0	0	0.0	0.0	0	0	-	0	0	0	0
12/23	Cin-W	1		0	0	0	0.0	0.0	0	0	-	0	0	0	0
12/30	at Bal-L	1		2	0	2	0.0	0.0	0	0	-	0	0	0	0
2018 totals		14	2	19	15	4	1.0	16.0	0	0	-	0	2	0	0

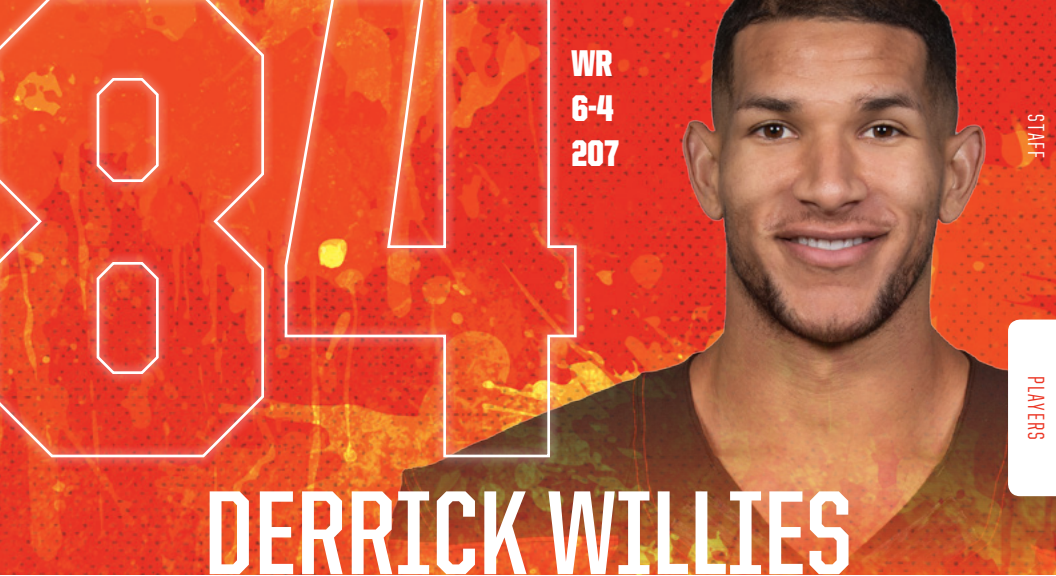
### 2017, GREEN BAY

Date	Opp	GP	GS	Tot	So	As	Sk	Yd	Int	Yd	Lg	TD	PD	FF	FR
9/10	Sea-W			***inactive -- coach's decision***											
9/17	at Ati-L			***inactive -- coach's decision***											
9/24	Cin-W			***inactive -- coach's decision***											
9/28	Chi-W			***inactive -- coach's decision***											
10/8	at Dal-W			***inactive -- coach's decision***											
10/15	Min-L			***inactive -- coach's decision***											
10/22	NO-L	1		0	0	0	0.0	0	0	0	-	0	0	0	0
11/6	Det-L	1		0	0	0	0.0	0	0	0	-	0	0	0	0
11/12	Chi-W	1		1	1	0	0.0	0	0	0	-	0	0	0	0
11/19	Bal-L	1		1	0	1	0.0	0	0	0	-	0	0	0	0
11/26	at Pit-L	1		0	0	0	0.0	0	0	0	-	0	0	0	0
12/3	TB-W	1		0	0	0	0.0	0	0	0	-	0	0	0	0
12/10	at Cle-W	1		1	1	0	0.0	0	0	0	-	0	0	0	0
12/17	at Car-L	1		1	0	1	0.0	0	0	0	-	0	0	0	0
12/23	Min-L	1		0	0	0	0.0	0	0	0	-	0	1	0	0
12/31	at Det-L	1		1	1	0	0.0	0	0	0	-	0	0	0	0
2017 totals		10	0	5	3	2	0.0	0	0	0	-	0	1	0	0

### 2016, GREEN BAY

Date	Opp	GP	GS	Tot	So	As	Sk	Yd	Int	Yd	Lg	TD	PD	FF	FR
9/11	at Jax-W			***inactive -- coach's decision***											
9/25	Det-W			***inactive -- coach's decision***											
10/9	NYG-W			***inactive -- coach's decision***											
10/16	Dal-L			***inactive -- coach's decision***											
10/20	Chi-L			***inactive -- coach's decision***											
10/30	at Ati-L	1		0	0	0	0.0	0	0	0	-	0	0	0	0
11/6	Ind-L	1		0	0	0	0.0	0	0	0	-	0	0	0	0
11/13	at Ten-L			***inactive -- coach's decision***											
11/20	Was-L			***inactive -- coach's decision***											
11/28	Phi-W			***inactive -- coach's decision***											
12/4	Hou-W			***inactive -- coach's decision***											
12/11	Sea-W			***inactive -- coach's decision***											
12/18	at Chi-W			***inactive -- coach's decision***											
12/24	Min-W			***inactive -- coach's decision***											
1/1	at Det-W			***inactive -- coach's decision***											
2016 totals		2	0	0	0	0	0.0	0	0	0	0	0	0	0	0





WR  
6-4  
207

STAFF

PLAYERS

# DERRICK WILLIES

## SCHOOL

TEXAS TECH

## BORN

10/17/1994

## ACQUIRED

FA - '18 2ND

## EXP

2018 SEASON

## TRANSACTIONS

Signed by the Cleveland Browns as an undrafted free agent on May 4, 2018.

## AT A GLANCE

Played in five games for the Browns as a rookie, catching three passes for 61 yards...Tallied 36 receptions for 592 yards and five touchdowns at Texas Tech...Is a dog trainer in his spare time and even studied professional dog training.

HISTORY

## SEASONAL REVIEWS

**2018** Played in first five games...Placed on injured reserve (shoulder) on Oct. 13 after fracturing collarbone prior to Week 6...(10/7) vs. Bal.: During 12-9 overtime division win, recorded three catches for 61 yards, the first receptions of his career...On third-and-8 in overtime, caught pass from QB Baker Mayfield and gained 39 yards, the longest play of the extra period, to bring Cleveland into Baltimore territory prior to game-winning field goal.

## COLLEGE

Transferred to Texas Tech from Trinity Valley Community College (Athens, Texas) in 2016, playing in 15 games with nine starts as a Red Raider...Tallied 36 receptions for 592 yards and five scores...As a senior in 2017, appeared in seven games with five starts and caught 18 passes for 304 yards and three touchdowns...Played in eight games with four starts as a junior in 2016, recording 288 receiving yards and two touchdowns off 18 catches...At Trinity Valley as a sophomore in 2015, caught 49 passes for 1,115 yards and 14 touchdowns...Led the nation in yards per reception (23.6) and ranked among national leaders in receiving yards (No. 3, 1,115), yards receiving per game (No. 4, 115.5) and touchdown catches (No. 5, 14)...Named to the National Junior College Athletic Association All-America first team and was an All-Conference wide receiver...Transferred to Trinity Valley after playing his redshirt freshman season at Iowa in 2014, recording four receptions for 71 yards and a score in five games...Redshirted in 2013...Earned his degree in human sciences.

RECORDS

GAME DAY



## WILLIES CONTINUED

### PERSONAL

Given name is Derrick Christopher Willies...Native of San Bernadino, Calif... Son of Derrick and Mandie Willies...His father has served in the military for over 16 years.

**High School** Attended Rock Island High School (Rock Island, Ill.)...Was a two-time all-state selection...Set career records for receiving yards and touchdown receptions and single-game records for receptions and yards...Also played defensive end and safety...Recorded 56 receptions for 877 yards and 10 touchdowns as a senior...Finished with 57 receptions for 934 yards and seven touchdowns as a junior at Burlington High School (Burlington, Iowa), his first season ever playing football...Also competed in track and field and basketball...Earned state track and field titles in the 110-meter hurdles, 300-meter hurdles and 300-meter dash.

**Community Involvement** Golfed in the Browns Golf Tournament...Took part in several Browns community events, including the Neighborhood Unity & Equality Summit...Volunteered at the Greater Cleveland Food Bank.

**Hobbies/Interests** Is a dog trainer in his spare time and even studied professional dog training... Says he would breed dogs for a living if he wasn't playing football...Also enjoys fishing and hunting and once caught an 18-pound bass...Lists Lords of Dogtown as his favorite film.

### WILLIES' CAREER

Year	Team	RECEIVING							RUSHING					
		GP	GS	No	Yds	Avg	Lg	TD	Att	Yds	Avg	Lg	TD	
2018	Cle	5	0	3	61	20.3	39	0	0	0	0.0	0	0	

### WILLIES' GAME-BY-GAME

#### 2018, CLEVELAND

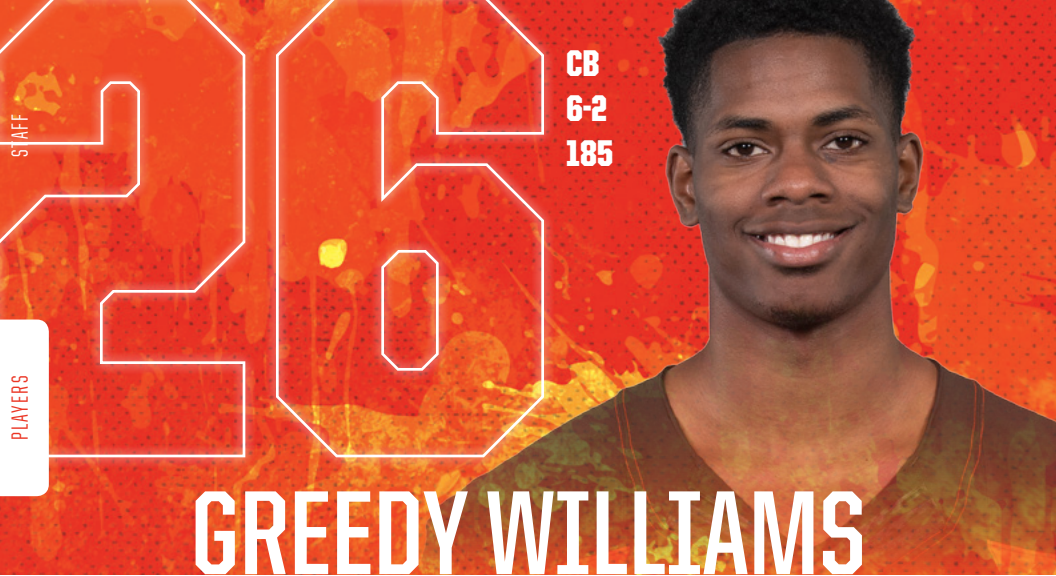
Date	Opp	GP	GS	No	Yds	Avg	Lg	TD
9/9	Pit-T	1		0	0	0.0	-	0
9/16 at	NO-L	1		0	0	0.0	-	0
9/20	NYJ-W	1		0	0	0.0	-	0
9/30 at	Oak-L	1		0	0	0.0	-	0
10/7	Bal-W	1		3	61	20.3	39	0
10/14	LAC-L			***injured reserve -- shoulder***				
10/21 at	TB-L			***injured reserve -- shoulder***				
10/28 at	Pit-L			***injured reserve -- shoulder***				
11/4	KC-L			***injured reserve -- shoulder***				
11/11	Atl-W			***injured reserve -- shoulder***				
11/25 at	Cin-W			***injured reserve -- shoulder***				
12/2 at	Hou-L			***injured reserve -- shoulder***				
12/9	Car-W			***injured reserve -- shoulder***				
12/15 at	Den-W			***injured reserve -- shoulder***				
12/23	Cin-W			***injured reserve -- shoulder***				
12/30 at	Bal-L			***injured reserve -- shoulder***				
2018 totals		5	0	3	61	20.3	39	0





# ROOKIES & FIRST YEARS





## SCHOOL

LOUISIANA STATE

## BORN

12/3/1997

## ACQUIRED

D2 - '19

## EXP

R

## TRANSACTIONS

Selected by the Cleveland Browns in the second round (46th overall) of the 2019 NFL Draft.

## AT A GLANCE

A 2018 Thorpe Award finalist, 2018 first team All-America from Walter Camp and 2017-18 first team All-SEC member...First name is Andraez, but goes by Greedy, a nickname given by his aunt when he was young...His older brother, Rodarius, is a starting cornerback for Oklahoma State.

## COLLEGE

Started all 24 games played at LSU...Totaled eight interceptions, 71 tackles and 28 passes defended in a two-year career...2018 Thorpe Award finalist...2018 first team All-America from Walter Camp...2017-18 first team All-SEC member...Started 12 games in 2018 and tallied 33 tackles, two interceptions and 11 passes defended...In 2017, started all 12 games at cornerback...Recorded six interceptions...Third player in the SEC since 2008 to lead the league in passes defended and interceptions...Became the first LSU player since Craig Steltz in 2007 to lead the SEC in interceptions...Finished his redshirt freshman year with 38 tackles, 17 passes defended and 11 pass breakups...Majored in sports administration.

## PERSONAL

Given name is Andraez Montrell Williams...Nickname is "Greedy"...Native of Shreveport, La...Has a two-year old daughter, Khloe.

**High School** Attended Calvary Baptist Academy (Shreveport, La.)...Played a key role in the school winning back-to-back titles in 2013-14 as a defensive back...Finished prep career with 170 tackles, 10 passes defended and five interceptions...Named to the All-USA Louisiana team his senior year.



WILLIAMS' CAREER

Year	Team	GP	TACKLES				Sk	INTERCEPTIONS				Lg	TD	FUMBLES				Yds
			GS	Tot	Solo	Asst		Yds	No	Yds				PD	FF	FR		
2017	LSU	13	13	38	26	12	0	0.0	6	32	-	0	10	0	0	0	0	0
2018	LSU	11	11	33	23	10	0	0.0	2	20	-	0	9	0	0	0	0	0
College career		24	24	71	49	22	0	0.0	8	52	-	0	19	0	0	0	0	0

NFL PLAYER LIMITS

The Active/Inactive List is the principal status for players participating for a club. It consists of all players under contract who are eligible for preseason, regular season and postseason games. Teams are permitted to open training camp with no more than 90 players under contract and thereafter must meet one mandatory roster reduction prior to the season opener. Teams will be permitted an Active List of 46 players and an Inactive List of seven players for each regular season and postseason game. Teams also are permitted to establish Practice Squads of up to 10 players who are eligible to participate in practice, but these players remain free agents and are eligible to sign with any other team in the league.

In addition to the squad limits described above, the overall roster limit of 90 players remains in effect throughout the regular season and postseason. The overall limit is applicable to players on a team's Active, Inactive, and certain Exempt Lists, players on the Practice Squad, and players on the Reserve List as Injured, Physically Unable to Perform, Non-Football Illness/Injury and Suspended by Club.

ANNUAL ACTIVE PLAYER LIMITS

NFL Year(s)	Limit	NFL Year(s)	Limit
2011-18	46	1949-50	32
1991-2010	45**	1948	35
1985-90	45	1947	35*-34
1983-84	49	1945-46	33
1982	45†-49	1943-44	28
1978-81	45	1940-42	33
1975-77	43	1938-39	30
1974	47	1936-37	25
1964-73	40	1935	24
1963	37	1930-34	20
1961-62	36	1926-29	18
1960	38	1925	16
1959	36	** 45 plus a third quarterback	
1957-58	35	† 45 for first two games	
1951-56	33	* 35 for first three games	



LB  
6-1  
238

## SIONE TAKITAKI

## SCHOOL

BRIGHAM YOUNG

## BORN

6/8/1995

## ACQUIRED

D3 - '19

## EXP

R

## TRANSACTIONS

Selected by the Cleveland Browns in the third round (80th overall) of the 2019 NFL Draft.

## AT A GLANCE

Name is pronounced see-OH-nay TOCK-ee TOCK-ee...Credits his wife, Alyssa, who helped him develop into the person and player he is today...2018 team captain, Phil Steele All-Independent first team, Sports Illustrated All-Bowl Team, USA Today All-Bowl Team, Polynesian College Football Player of the Year watch list and 2017 BYU Defensive Player of the Year...Youngest of seven with two brothers and four sisters.

## COLLEGE

Played in 43 contests, starting 27...Cumulated 193 tackles over his three-year career with 162 solo tackles and 21.5 sacks...Added a blocked punt, two forced fumbles, two fumble recoveries and one interception...2018 team captain...2018 Sports Illustrated All-Bowl Team...Set a BYU record for total tackles in a bowl game with 19...Led the team with 12.5 tackles for loss for 62 yards in 2017...Earned 2017 BYU Defensive Player of the Year.

## PERSONAL

Born in Fontana, Calif...Son of Fissipeau and Vaimaua Takitaki...Married to Alyssa and credits her for his journey to be in the position he is in today...Youngest of seven with two brothers and four sisters.

**High School** Attended Heritage High School (Menifee, Calif.)...Played volleyball in high school...All-CIF Southern Section Central Division and Defensive Player of the Year...Helped Heritage High School to a 13-1 record as a senior.



## TAKITAKI'S CAREER

		TACKLES					INTERCEPTIONS					FUMBLES				
Year	Team	GP	GS	Tot	Solo	Asst	Sk	Yds	No	Yds	Lg	TD	PD	FF	FR	Yds
2014	BYU	11	0	21	15	6	3.0	0	0	0	-	0	0	1	1	0
2015	BYU	6	2	22	12	10	3.5	0	0	0	-	0	0	1	0	0
2017	BYU	13	12	79	43	36	5.0	0	0	0	-	0	2	0	0	0
2018	BYU	13	13	119	75	44	4.0	0	0	0	-	0	3	0	1	0
College career		43	27	241	145	96	15.5	0	0	0	-	0	5	2	2	0

## JOE THOMAS RETIREMENT

On March 14, 2018, left tackle Joe Thomas announced his retirement from the NFL.

"This was an extremely difficult decision, but the right one for me and my family," said Thomas. "Playing in the NFL has taken a toll on my body and I can no longer physically compete at the level I need to."

"From the moment I was drafted, the city embraced me in a way that I could never fully describe. I am proud to call Cleveland home. The loyalty and passion of Browns fans is unmatched and it was an honor to play in front of them from the past 11 years. I would like to thank all of the coaches, teammates, staff, fans and everyone who has shown me support throughout my career. Even though I will be hanging up my cleats, I will always be a Cleveland Brown."



"Joe has been a pillar of our organization and one of the greatest to put on a Cleveland Browns uniform," said Dee and Jimmy Haslam. "We want to thank him for everything he has done for the Browns and the Northeast Ohio community. We should all strive for the standard Joe has set to always be available, put the team above yourself and always give maximum effort. One of the first ways we will acknowledge and honor his accomplishments is to enshrine the number 10,363 to recognize his consecutive snaps streak in the team's Ring of Honor at a home game this season. It also won't be long before he takes his rightful place down the road in Canton at the Pro Football Hall of Fame."

Thomas became the fifth player and the only lineman in NFL history to be selected to the Pro Bowl each of his first 10 seasons, joining Pro Football Hall of Famers Barry Sanders, Lawrence Taylor, Mel Renfro and Merlin Olsen. Thomas' 10 Pro Bowls are a team record, surpassing Hall of Famers Jim Brown (nine) and Lou Groza (nine). Thomas was also selected to the Associated Press All-Pro team eight times, including six first-team honors.

The third overall pick in the 2007 draft, Thomas played every offensive snap for the Browns from his rookie season through Week 7 in 2017, when he sustained a torn triceps that ended his consecutive snaps streak at 10,363. His Iron Man stretch, which consisted of 167 consecutive games, is believed to be the longest consecutive snaps streak in NFL history.





# SHELDRIK REDWINE

## SCHOOL

MIAMI (FLA.)

## BORN

11/6/1996

## ACQUIRED

D4 - '19

## EXP

R

## TRANSACTIONS

Selected by the Cleveland Browns in the fourth round (119th overall) of the 2019 NFL Draft.

## AT A GLANCE

First name is pronounced SHELL-drick...2018 All-ACC honorable mention...Played badminton in high school.

## COLLEGE

Played in 41 games in four seasons at Miami...Started in 30...Notched 165 total tackles, 3.5 sacks, five interceptions, 15 passes defended, four forced fumbles and two fumble recoveries...Earned 2018 All-ACC honorable mention recognition...Tied for team lead with three interceptions in 2018...Charted 64 total tackles, 3.5 tackles for loss, three sacks, three interceptions, one fumble recovery and one forced fumble as a senior...Started 12 of 13 games in 2017...Transitioned from cornerback to safety in 2017...Finished the season with 59 tackles and 2.5 tackles for loss, while adding six pass breakups and two interceptions...Played in 12 games and made five starts, recording 28 tackles, 18 solo, a forced fumble and two pass breakups during his freshman outing...Earned a degree in criminology.

## PERSONAL

Given name is Sheldrick Darell Redwine...First name pronounced SHELL-drick...Born in Miami, Fla.

**High School** Attended Killian Senior High School (Miami, Fla.)...Totaled 33 tackles, seven interceptions, including one returned for touchdown during his senior season.



## REDWINE CONTINUED

### REDWINE'S CAREER

Year	Team	GP	GS	TACKLES			Sk	INTERCEPTIONS			Lg	TD	FUMBLES			Yds
				Tot	Solo	Asst		Yds	No	Yds			PD	FF	FR	
2015	MIA	12	0	13	8	5	0.0	0	0	0	-	0	0	0	0	0
2016	MIA	12	5	28	18	10	0.0	0	0	0	-	0	2	1	0	0
2017	MIA	13	12	59	37	22	0.5	0	2	62	-	0	6	2	1	0
2018	MIA	13	13	64	35	29	3.0	0	3	14	-	0	2	1	1	0
College career		50	30	164	98	66	3.5	0	5	76	-	0	10	4	2	0

### ADAPTED FOOTBALL LEAGUE

The Cleveland Browns Adapted Football League, established in 2011, provides children with disabilities the opportunity to participate in an organized, competitive and developmental sport. It is the first competitive adapted football program in Ohio that enables school-aged children and young adults with physical and/or cognitive disabilities the opportunity to develop the skills necessary to play football competitively. In 2018, more than 120 athletes and 100 volunteers participated in the eighth season with numbers expected to show more growth in 2019. The program offers a foundation for success by focusing on skill development, socialization and physical activity. Those building blocks help prepare participants for achievement and growth now and in the future.

### BROWNS GIVE BACK FIRST AND TEN BLOOD DRIVE

Each year during training camp, the Browns support the Northeast Ohio community through Browns Give Back by hosting the Annual Cleveland Browns First and Ten Blood Drive at multiple sites across Northern Ohio to benefit the American Red Cross. Browns alumni are also onsite at select locations, where fans have the chance to win Browns memorabilia and preseason tickets. It also continues to be among the largest blood drives that aids Northeast Ohio. This year, the event will be hosted on Saturday, July 27. #give10





LB  
6-1  
233

# MACK WILSON

**SCHOOL**  
ALABAMA

**BORN**  
2/14/1998

**ACQUIRED**  
D5A - '19

**EXP**  
R

## TRANSACTIONS

Selected by the Cleveland Browns in the fifth round (155th overall) of the 2019 NFL Draft.

## AT A GLANCE

Played snaps on offense, defense and special teams as fullback and linebacker in his three years at Alabama...2018 All-SEC second team selection and 2018 AFCA All-America second team...Given name is Lyndell, but prefers "Mack."

## COLLEGE

Played in 42 games in three seasons at Alabama...Recorded 119 tackles, six interceptions, one sack, 13 passes defended and a fumble recovery...Recorded one reception for a touchdown...2018 All-SEC second team selection...2018 semifinalist for the Butkus Award...Led the team in interceptions with four, returning one for a touchdown and finishing fifth in the SEC in interceptions in 2017...Saw time on offense as a blocker and receiver as a freshman in 2016...Majored in business management.

## PERSONAL

Birth name is Lyndell Santrell Wilson...Goes by "Mack"...Born in Montgomery, Ala.

**High School** Attended George Washington Carver High School (Montgomery, Ala.)...Selected to participate in the 2016 Under Armour All-American Game...2015 All-USA selection by USA Today...Registered 115 tackles, five sacks, four fumbles and an interception in 2015...As a junior, recorded 86 tackles, nine sacks, five forced fumbles and two interceptions.



## WILSON CONTINUED

### WILSON'S CAREER

Year	Team	GP	GS	TACKLES			Sk	INTERCEPTIONS				Lg	TD	PD	FUMBLES		
				Tot	Solo	Asst		Yds	No	Yds					FF	FR	Yds
2016	ALA	8	0	8	5	3	0.0	0	0	0	-	0	0	0	0	1	0
2017	ALA	11	0	40	21	19	0.0	0	4	39	-	1	2	0	0	0	0
2018	ALA	14	14	65	33	32	1.0	0	2	0	-	0	5	0	0	0	0
College career		33	14	113	59	54	1.0	0	6	39	-	1	7	0	1	1	0

### BROWNS GIVE BACK FIRST AND TEN TOY DRIVE

During one home game each winter, the Browns partner with the Marine Corps and Toys for Tots to host the Browns Give Back First and Ten Toys for Tots Gameday Toy Drive, presented by Electronic Merchant Systems, at FirstEnergy Stadium as part of the Browns First and Ten movement. Fans are encouraged to bring new, unwrapped toys or monetary donations for kids in need within Northeast Ohio to help create memorable holiday seasons. Members of the US Marine Corps also collect donations outside the stadium as part of the First and Ten volunteering movement. In 2018, the Browns and fans helped provide thousands of toys and donations to local youth during the holidays. The event is part of the Browns' continued effort to lift spirits of those in need throughout the holiday season. #give10

### FIELD PROJECTS CONTINUE

During the 2019 offseason, the Browns hosted official groundbreakings for new fields at Akron Public Schools' Ellet High School and Boys Hope-Girls Hope of Northeastern Ohio. The team began the installation of high-quality synthetic turf at each location, the eighth and ninth multi-sport playing fields to be funded since summer 2016 through the Browns' and Dee and Jimmy Haslam's commitment to youth football as part of Browns Give Back.





STAFF  
PLAYERS  
2018 SEASON  
HISTORY  
RECORDS  
GAME DAY

K  
5-9  
211

# AUSTIN SEIBERT

## SCHOOL

OKLAHOMA

## BORN

11/15/1996

## ACQUIRED

D5B - '19

## EXP

R

## TRANSACTIONS

Selected by the Cleveland Browns in the fifth round (170th overall) of the 2019 NFL Draft.

## AT A GLANCE

Last name is pronounced SIGH-burt...Leading scorer in FBS history with 499 career points...Also ranked first among FBS kickers in extra points and field goals attempted...Oklahoma's first-ever Big 12 Special Teams Player of the Year...Two-time Academic All-Big 12 first team...2015 semifinalist for the Ray Guy Award...Assembled a school record of 162 consecutive made PATs from 2016-18.

## COLLEGE

Played in 54 games during his Oklahoma career...2018 Big 12 Special Teams Player of the Year...Broke own single-season record with 138 points in 2018...Made 17 of 19 field goal attempts for a career-high 89.5 percent success rate...Ranked fifth nationally by registering touchbacks on 83.5 percent of his kickoffs...2018 Academic All-Big 12 first team selection...2018 first team All-Big 12 selection...2017 second team All-Big 12 selection as a kicker...2016 Academic All-Big 12 first team...Averaged 41.1 yards on 48 punts with a long of 53 yards, six of at least 50 yards, 22 inside the 20-yard line and only one touchback...2015 semifinalist for the Ray Guy Award...Earned honorable mention All-America honors at punter from Sports Illustrated...2015 All-Big 12 second team at punter...Earned a degree in communications.

## PERSONAL

Given name is Austin Mitchell Seibert...Last name is pronounced SIGH-burt...Raised in Belleville, Ill.

**High School** Attended Belleville West High School (Belleville, Ill.)...Selected to compete in the Under Armour All-American game...Named Kohl's Kicking first team All-American.



## SEIBERT CONTINUED

### SEIBERT'S CAREER

Year	Team	FIELD GOALS				EXTRA POINTS				SCORING			
		GP	FGA	FGM	Pct	Lg	Blk	XP	XPA	Pct	Blk	Points	Avg
2015	Okla	13	23	18	78.3	46	0	70	72	97.2	0	124	42
2016	Okla	13	16	11	68.8	39	0	72	74	97.3	0	105	41.1
2017	Okla	14	21	17	81.0	51	1	81	81	100.0	0	132	42.3
2018	Okla	14	19	17	89.5	42	0	87	88	98.9	0	138	40.9
College career		54	79	63	79.7	51	1	310	315	98.4	0	499	41.7

PUNTING									
Year	Team	GP	No	Yds	Avg	TB	FC	In 20	Lg
2015	Okla	13	57	2,395	42.0	2	30	23	58
2016	Okla	13	48	1,975	41.1	1	29	22	53
2017	Okla	14	43	1,820	42.3	3	15	11	57
2018	Okla	14	31	1,267	40.9	2	11	9	54
College career		54	179	7,457	41.7	8	85	65	58

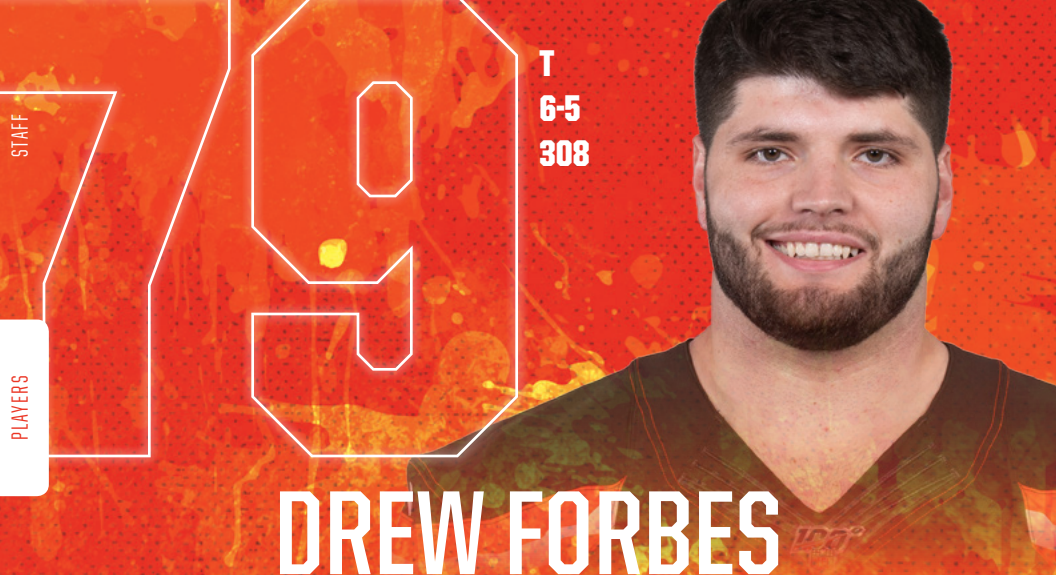
### CLEVELAND BROWNS TV PARTNERSHIPS

In 2015, the Cleveland Browns began a partnership with News 5 for exclusive year-round programming that now includes the Emmy-award winning Building The Browns, Browns Countdown, presented by Elk & Elk and more special coverage spanning the season and offseason. Through the multi-year partnership, the Browns and News 5 provide fans exclusive access to Browns players, coaches and the latest Browns news.

News 5 is the preseason television home of the Cleveland Browns. This season, 30-year sports broadcast veteran and longtime Browns fan Jay Crawford and former Browns QB Tim Couch will call the team's four preseason games aired on News 5. Jon Doss of News 5 will serve as sideline reporter, bolstered by sideline analysis from Dustin Fox and Bernie Kosar.

Additionally, the Browns have a partnership with Cleveland's SportsTime Ohio that brings the team's fans a breakdown of the team's practices on Training Camp Daily, as well as Browns Red Zone, which brings together a collection of local sports broadcasters and experts discussing the most up-to-date news on the team each week.





2018 SEASON

## SCHOOL

SOUTHEAST MISSOURI

## BORN

1/18/1997

## ACQUIRED

D6 - '19

## EXP

R

## TRANSACTIONS

Selected by the Cleveland Browns in the sixth round (189th overall) of the 2019 NFL Draft.

## AT A GLANCE

Helped Southeast Missouri to the school's second playoff berth...2017 second team All-Ohio Valley Conference...Recipient of Southeast Missouri State 2016 Goddard Award, which goes to the best offensive lineman.

## COLLEGE

Played in 46 games as a starting offensive lineman...Started in all 13 games as a senior...Helped block for an offense that averaged 177.3 rushing yards, 231.5 passing yards, 408.8 yards of total offense and 37.1 points per game...2018 team captain...2017 second team All-Ohio Valley Conference...Started in 11 games at left tackle and led an offensive line that only allowed 14 sacks, third fewest in the OVC as a junior...2017 Southeast Scholar Athlete...Played and started in 11 games at left tackle in 2016...Recipient of the team's 2016 Goddard Award, an award that goes to the best offensive lineman each year...2016 Southeast Scholar Athlete...Participated in all 11 games as a freshman in 2015...Earned a degree in corporate communications.

## PERSONAL

Given name is Drew Thomas Forbes...Native of Bonne Terre, Mo...Married to Emily...Has a younger brother, Brett.

**High School** Attended North County High School (Bonne Terre, Mo)...First team All-Mississippi Area Red Conference offensive and defensive line...Named first team All-Conference offensive lineman as a senior in 2014...First team All-Conference defensive tackle and second team All-Conference pick on the offensive line as a junior...Team captain as a senior...Member of the basketball, soccer and track teams.

HISTORY

RECORDS

GAME DAY



## FORBES CONTINUED

### FORBES' CAREER

Year	Team	GP	GS
2015	SEMU	11	0
2016	SEMU	11	11
2017	SEMU	11	11
2018	SEMU	13	13
College career		46	35

### CLEVELAND BROWNS RADIO NETWORK

In one of the most expansive radio rights deals in the NFL, the Browns in 2013 entered a long-term partnership with two local all-sports stations, Entercom's 92.3 The Fan (WKRK-FM) and ESPN 850 WKNR, to broadcast all Browns games. Entercom's WNCX (98.5 FM) will also carry live game action in 2019 as the team has a unique triplecast of all games in the local market. 92.3 The Fan and ESPN 850 WKNR serve as the flagship stations of the University Hospitals Cleveland Browns Radio Network, which encompasses nearly 30 stations across five states. In addition to game broadcasts, more than 1,000 hours of Browns-related shows air on the University Hospitals Cleveland Browns Radio Network annually.

The talent lineup for the game broadcast team features long-time voice of the Browns Jim Donovan as the play-by-play announcer and former Browns offensive tackle Doug Dieken as analyst, with Nathan Zegura serving as the sideline reporter.

STAFF

PLAYERS

2018 SEASON

HISTORY

RECORDS

GAME DAY





**89**  
**TE**  
**6-4**  
**240**

## STEVE CARLSON

**SCHOOL** PRINCETON

**BORN** 12/12/1996

**ACQUIRED** FA - '19

**EXP** R

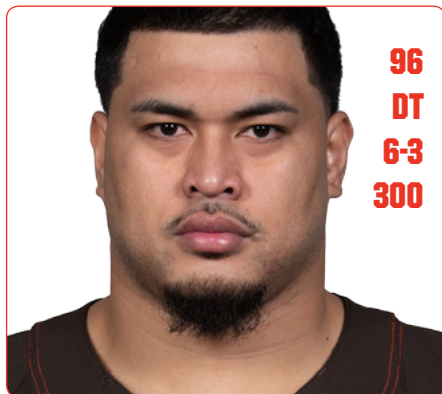
**TRANSACTIONS** Signed as an undrafted free agent by the Cleveland Browns on May 3, 2019.

**COLLEGE** Appeared in 28 games during a four-year career at Princeton...Caught 125 passes for 1,632 yards and 16 touchdowns... Earned second team All-Ivy League honors after recording 51 catches got 683 yards and five touchdowns during Princeton's Ivy League championship season and first undefeated year since 1964...Ended career ranked third all time in touchdown catches with 16, eighth in receiving yards (1,632) and 10th in receptions with 125...Helped Princeton post the highest scoring offence in Ivy League history...As a junior, earned second team All-Ivy League honors at wide receiver after ranking fourth in the Ivy League with 71 receptions and 935 receiving yards...Named to Ivy League Honor Roll three times...Earned a degree in ecology and evolutionary biology.

**PERSONAL** Given name is Stephen Patrick Carlson...Native of Jamestown, N.Y...**High School** Attended Jamestown High School (Jamestown, N.Y.)...Two-time first team All-State and All-League honoree...Also played linebacker and safety...Ended career with more than 2,400 receiving yards and 136 tackles...Led team to 2014 state championship as captain...Recipient of the New York State Senate Youth

**CARLSON**  
**CONTINUED**

Leadership Award...Class president...2014 Section IV Scholar of the Year...AP Scholar Award recipient...Member of the National Honor Society...Also played basketball and earned second team all-state honors.



**96**  
**DT**  
**6-3**  
**300**

## DANIEL EKUALE

**SCHOOL** WASHINGTON STATE

**BORN** 1/13/1994

**ACQUIRED** FA - '19

**EXP** 1ST

**TRANSACTIONS** Signed by the Cleveland Browns as an undrafted free agent on May 4, 2018...Waived by the Browns on Sept. 1, 2018... Added to the Browns' practice squad on Sept. 2, 2018...Released from the Browns' practice squad on Dec. 5, 2018...Signed by the Browns on Jan. 2, 2019.

**SEASONAL REVIEWS** **2018** Spent the offseason and training camp with the Browns before being waived during final roster cuts... Signed to the Browns' practice squad following training camp and spent Weeks 1-13 with the unit.

**COLLEGE** Appeared in 51 games (22 starts) for the Washington State Cougars, totaling 71 career tackles, three sacks and two forced



## EKUALÉ CONTINUED

fumbles...Played in all 13 games with 12 starts as a senior, recording 17 tackles, a sack and a forced fumble...Started nine of 13 games as a junior in 2016, recording a career-high 23 tackles and a sack and saw action in all 13 games as sophomore in 2015, notching 22 tackles and a forced fumble...Appeared in all 12 games as a freshman in 2014, tallying nine tackles and a sack after redshirting the 2013 season...Earned his degree in social science.



7  
P  
6-1  
207

## JAMIE GILLAN

**SCHOOL** ARKANSAS PINE-BLUFF  
**BORN** 7/4/1997  
**ACQUIRED** FA - '19  
**EXP** R

**TRANSACTIONS** Signed as an undrafted free agent by the Cleveland Browns on May 3, 2019.

**COLLEGE** Kicked and punted while at Arkansas-Pine Bluff...Received first team all-conference honors as a kicker (20-29 FG, long 47; 30-61 touchbacks on kickoffs) and punter (71-3,105-42.5, 21 fair catches, 27 inside 20) in his senior season in 2018...As a junior in 2017, averaged 43.7 yards per punt to be named first team All-SWAC (55-2,405, 14 fair catches, 17 inside 20), making 13 of 21 field goal attempts (long 52) and causing 12 touchbacks on 43 kickoffs...Served in three roles for the first time as a

## GILLAN CONTINUED

sophomore in 2016 as the team's placekicker (5-12 field goals, long 46) and punter (71-2,949-41.5, 17 inside 20, 10 fair catches)...Also handled kickoff duties (3 of 33 for touchbacks)...Contributed as a freshman punter (5-224-44.8, two fair catches, two inside the 20) and kicker (10-11 extra points, four field goals)...Earned a degree in physical education.

**PERSONAL** Native of Inverness, Scotland, but moved to the United States as a teenager...Nicknamed "The Scottish Hammer"...**High School** Attended Leonardtown High School (Leonardtown, Md.).



56  
LB  
5-11  
230

## WILLIE HARVEY

**SCHOOL** TULSA  
**BORN** 1/9/1996  
**ACQUIRED** FA - '19  
**EXP** R

**TRANSACTIONS** Signed as an undrafted free agent by the Cleveland Browns on May 6, 2019.

**COLLEGE** Appeared in 49 games, starting 42 at Iowa State...Finished a four-year career with 289 total tackles, 12.5 sacks, an interception, 11 passes defended, five forced fumbles and three fumble recoveries...2018 All-Big 12 honorable mention...Started all 13 games, recording 76 tackles, 9.0 tackles for loss and 3.5 to complete his senior season...Started all



## HARVEY CONTINUED

## HASELL CONTINUED

12 games, while posting 76 tackles, 11.5 tackles for loss and 4.0 sacks in 2017...2016 honorable mention All-BIG 12...Tied for team lead in tackles with 78 and led the team in forced fumbles with two...Started eight of 12 games played in 2015...Majored in management.

**PERSONAL** Born in Hastings, Fla...**High School** Attended Menendez High School (St. Augustine, Fla.)...First team All-State by the Sun Sentinel and a Class 5A Elite all-state team member...Had 131 tackles, including 49 solo stops, four sacks and three forced fumbles as a senior...Totalled 98 tackles and six sacks as a junior.

three forced fumbles...2017 Second Team All-GSC...Led team and finished fifth in the Gulf South Conference with 78 total tackles, 48 solo tackles and 30 assisted stops...Recorded 9.0 tackles for loss totaling 30 yards...Tallied 2.0 sacks for 14 yards...Intercepted one pass and returned it eight yards...Forced six pass breakups...Majored in business.

**PERSONAL** Given name is Justin Tyler McKay-Hassell...Goes by "J.T."...Born in Titusville, Fla...Has a five-year-old son, Cameron...Born with only two fingers on his left hand...**High School** Attended Astronaut High School (Titusville, Fla.)...Recorded more than 100 tackles in each of his varsity seasons...Earned all-conference, All-Space Coast and second team All-State honors during a prep career in which he forced 20 fumbles, intercepted five passes and scored four touchdowns.



49  
S  
5-11  
200

## J.T. HASELL

**SCHOOL** FLORIDA TECH  
**BORN** 8/14/1995  
**ACQUIRED** FA - '19  
**EXP** R

**TRANSACTIONS** Signed as an undrafted free agent by the Cleveland Browns on May 3, 2019.

**COLLEGE** Attended South Dakota State University prior to transferring to Florida Tech...Played in 26 games as a freshman and a sophomore...Started 14 games as a freshman...Recorded 62 career tackles...Transferred to Florida Tech his junior season...Played in 12 games his senior season...Logged 124 tackles, 9.5 tackles for loss, 4.5 sacks for 34 yards and



34  
CB  
6-2  
207

## ROBERT JACKSON

**SCHOOL** UNLV  
**BORN** 12/8/1993  
**ACQUIRED** FA - '19  
**EXP** 1ST

**TRANSACTIONS** Signed by the Indianapolis Colts as an undrafted free agent on May 1, 2018...Waived by the Colts on Oct. 4, 2018...Added to the Houston Texans' practice squad on Oct. 9, 2018...Released from the Texans'



## JACKSON CONTINUED

practice squad on Oct. 16, 2018...Added to the Browns' practice squad on Oct. 31, 2018...Signed by the Browns on Jan. 2, 2019.

**SEASONAL REVIEWS 2018** Signed to the Houston Texans' practice squad prior to Week 6...Waived by Houston prior to Week 7 before being signed to the Browns' practice squad prior to Week 9 and spending Weeks 9-14 with the unit.

**COLLEGE** Appeared in 22 games, starting eight, over a two-season span at the University of Nevada, Las Vegas...Recorded 52 tackles (29 solo), 2.5 tackles for loss, one half-sack and nine passes defended in two seasons for the Rebels...Transferred to UNLV in 2016 after beginning college career at the College of the Sequoias junior college in Visalia, Calif...Saw action in 17 games at the College of the Sequoias, recording 71 tackles and 2.5 tackles for loss...Studied sociology at UNLV.

**PERSONAL** Native of Fort Myers, Fla...**High School** Attended Lehigh Senior High School in Lehigh Acres, Fla...Was also a varsity letter winner in track and field.



**30**  
**RB**  
**5-10**  
**208**

## D'ERNEST JOHNSON

**SCHOOL** SOUTH FLORIDA  
**BORN** 2/27/1996  
**ACQUIRED** FA - '19  
**EXP** 1ST

**TRANSACTIONS** Signed by the Cleveland Browns as an undrafted free agent on May 16, 2019.

**COLLEGE** Completed his career as South Florida's all-time leader in all-purpose yards with 4,186, including 1,796 career rushing yards...Set South Florida's record for a running back with 73 receptions for 909 yards...Scored 29 career touchdowns, including 16 rushing, 12 receiving and one punt return...Totaled 796 rushing yards on 193 carries and seven touchdowns in 12 games with nine starts...American Athletic Conference Second-Team selection as return specialist in 2016...Named offensive co-MVP in 2015.

**PERSONAL** Born in Immokalee, Fla...Birth name is D'Ernest Johnson Jr...Spent 2018 in the AAF...**High School** Attended Immokalee High School (Immokalee, Fla)...Posted 1,855 yards, 19 touchdowns rushing and 28 total touchdowns...Logged 1,332 all-purpose yards with 175 on returns including a 100-yard kickoff return for a touchdown as a senior...Ran for 1,111 yards and 14 touchdowns as a junior while catching 16 passes for 282 yards and four touchdowns...Also recorded 47 tackles, 3.5 tackles for loss and a sack on defense.

STAFF

PLAYERS

2018 SEASON


HISTORY

RECORDS

GAME DAY



## KALIS CONTINUED



68  
C  
6-4  
306

## KYLE KALIS

**SCHOOL** MICHIGAN  
**BORN** 12/21/1993  
**ACQUIRED** FA - '18  
**EXP** 1ST

**TRANSACTIONS** Signed by the Washington Redskins as an undrafted free agent on May 4, 2017...Waived by the Redskins on Sept. 2, 2017...Signed to Redskins' practice squad on Sept. 3, 2017...Signed to the Indianapolis Colts' active roster from the Redskins' practice squad on Oct. 3, 2017...Waived by the Colts on Dec. 2, 2017...Claimed off waivers by the Redskins on Dec. 4, 2017...Waived by the Redskins on Sept. 1, 2018...Signed to the Cleveland Browns' practice squad on Sept. 3, 2018...Elevated to the Browns' active roster on Dec. 1, 2018.

**SEASONAL REVIEWS** **2018** Played in three games...(12/2) at Hou.: Made Browns debut on FG protect...**2017** Played in four games and started two for the Colts in his rookie season...(10/16) at Ten.: Made his NFL debut...(11/5) at Hou.: Started his first career game at right guard.

**COLLEGE** Started 47 of 50 career games played at Michigan, garnering second team All-Big Ten and second team AFCA All-America honors following the 2016 season...Was named third team All-Big Ten following his junior season in 2015...Earned a degree in general studies.

**PERSONAL** Native of Lakewood, Ohio...Father, Todd, played eight seasons in the NFL as an offensive lineman for the Minnesota

Vikings, Pittsburgh Steelers and Cincinnati Bengals...Last name pronounced KAY-lis...**High School** Attended St. Edward High School in Lakewood, Ohio, helping lead the Eagles to a state championship in 2010...Participated in the 2012 U.S. Army All-American Bowl...Named a Parade All-American following his senior season...**Community Involvement** Participated in the High School Champions visit.



99  
DT  
6-2  
295

## DEVAROE LAWRENCE

**SCHOOL** AUBURN  
**BORN** 10/13/1992  
**ACQUIRED** FA - '19  
**EXP** 1ST

**TRANSACTIONS** Signed by the New Orleans Saints as an undrafted free agent on May 1, 2017...Traded to the Cleveland Browns on Sept. 1, 2018...Waived by the Browns on Oct. 4, 2018...Signed to the Browns' practice squad on Oct. 6, 2018...Signed by the Browns on Jan. 2, 2019.


**SEASONAL REVIEWS** **2018** Saw action in Week 1 vs. Pittsburgh, his lone appearance of the season...Spent Weeks 2-4 as an inactive and Weeks 5-17 on the Browns' practice squad...**2017** Placed on the reserve/non-football injury list by the New Orleans Saints on Aug. 13, 2017 after signing with the team as an undrafted free agent.



## LAWRENCE CONTINUED

**COLLEGE** Appeared in 28 career games in three seasons for the Auburn Tigers, collecting 45 total tackles (23 solo), six tackles for loss and 1.5 sacks...Appeared in 11 games as a senior in 2016, recording 13 tackles, three TFLs and one sack...Played in 13 games in 2015, finishing the season with 31 tackles, two tackles for loss and one half-sack...Transferred to Auburn from Georgia Military College following the 2012 season...For GMC, recorded 20 tackles and 4.5 sacks, helping advance the team to the 2012 NJCAA national championship game...Was named PrepStar JUCO All-American...Received a bachelor's degree in public administration.

**PERSONAL** Native of Greenville, S.C...**High School** Attended Carolina High School in Greenville, S.C...**Community Involvement** Participated in a charity softball game for Son of a Saint and Team Gleason as a member of the Saints, hosted by former teammates A.J. Klein and Benjamin Watson.



**83**  
**WR**  
**6-1**  
**201**

## D.J. MONTGOMERY

**SCHOOL** AUSTIN PEAY  
**BORN** 11/17/1996  
**ACQUIRED** FA - '19  
**EXP** R

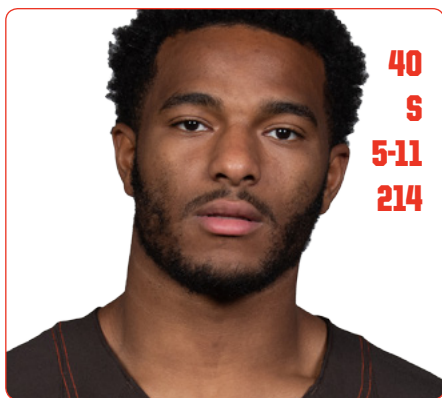
## MONTGOMERY CONTINUED

**TRANSACTIONS** Signed as an undrafted free agent by the Cleveland Browns on May 3, 2019.

**COLLEGE** Started at Holmes Community College...Led Holmes to a No. 13 ranking in NJCAA and a MACJC State Championship...Had a team high 36 receptions for 991 and a 10 touchdowns, averaging 27.5 his sophomore year...Caught 11 passes for 291 yards and two touchdowns his freshman year...Named the Graphic Edge Bowl most valuable offensive player...Named first team all-state from the MACJC...Rated a three JuCo prospect by 247Sports...Transferred to Austin Peay his junior year to accumulate 61 receptions for 1,025 yards and 13 touchdowns in 23 games...Started in all 11 games at wide receiver and become the fourth player in school history to hit double-digit receiving touchdowns in a season and tied for third all-time at Austin Peay with 10...Caught 42 passes for 797 yards, leading the OVC conference averaging 18.98 yards per catch...Started 10 games in 2017...Earned his degree in human health performance.

**PERSONAL** Given name is Dewery Montgomery Jr...Born in Durant, Miss...Has a two-year-old daughter, Rylie...Cousin, Cleo Lemon, played for the Miami Dolphins...**High School** Attended Madison Central High School (Madison, Miss.)...Played basketball and football in high school...Caught 12 passes for 280 and three touchdowns his senior year.





40  
S  
5-11  
214

## TIGIE SANKOH

**SCHOOL** GREENWICH (ENGLAND)

**BORN** 11/4/1997

**ACQUIRED** FA - '19

**EXP** 1ST

**TRANSACTIONS** Signed by the Cleveland Browns as an international player on May 1, 2018...Added to the Browns' practice squad on Sept. 2, 2018...Signed by the Browns on Jan. 2, 2019.

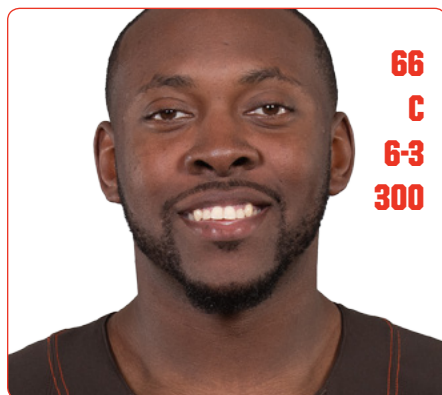
**SEASONAL REVIEWS 2018** Spent the entirety of the regular season on the Browns' practice squad after spending the offseason and training camp with the team...Member of the NFL's International Player Pathway Program.

**COLLEGE** Attended the University of Greenwich (London, England) before competing at the American Football Academy at Filton College (Bristol, England)...Went on to represent the London Warriors in the British American Football League...Majored in accounting and finance at Greenwich.

**PERSONAL** Name is pronounced tig-EE sankOH...Native of London, England...Son of Nancy and Alhaje Sankoh...Lists his mother as his biggest influence...Says he would be working on Wall Street if he wasn't playing football...Lived in Maryland until he was 15 years old, when he moved to London from the United States...**High School** Attended Archbishop Tenison's Church of England High School (Croydon, England)...**Community Involvement** Enjoys playing pick-up basketball in his free time, as well as

**SANKOH  
CONTINUED**

playing video games and reading...Lists '48 as his favorite book, an alternative history novel by British horror author James Herbert...Notes Law Abiding Citizen as his favorite movie and Power as his favorite television show.



66  
C  
6-3  
300

## WILLIE WRIGHT

**SCHOOL** TULSA

**BORN** 2/25/1996

**ACQUIRED** FA - '19

**EXP** R

**TRANSACTIONS** Signed by the Cleveland Browns as an undrafted free agent on May 3, 2019.

**COLLEGE** Started for three years at Tulsa...Started all 12 games in 2017...Helped lead an offense that ranked 14th nationally in rushing with 247.2 yards on the ground...Played and started 11 games in 2016...Played in all 13 games and started 12 of those contests in 2015...Earned a degree in communication.

**PERSONAL** Given name is Willie Frank Wright...Born in Houston, Texas...**High School** Three-year letter winner and two-year starter at Cypress Ridge High School (Houston, Texas)...Started





**2018 SEASON**



## 2018 AMERICAN FOOTBALL CONFERENCE

AFC EAST	W	L	T	PCT	PF	PA	HOME	AWAY	CONF	DIV	STRK
*--New England Patriots	11	5	0	.688	436	325	8-0-0	3-5-0	8-4-0	5-1-0	Won 2
Miami Dolphins	7	9	0	.438	319	433	6-2-0	1-7-0	6-6-0	4-2-0	Lost 3
Buffalo Bills	6	10	0	.375	269	374	4-4-0	2-6-0	4-8-0	2-4-0	Won 1
New York Jets	4	12	0	.250	333	441	2-6-0	2-6-0	3-9-0	1-5-0	Lost 3
AFC NORTH	W	L	T	PCT	PF	PA	HOME	AWAY	CONF	DIV	STRK
Z--Baltimore Ravens	10	6	0	.625	389	287	6-2-0	4-4-0	8-4-0	3-3-0	Won 3
Pittsburgh Steelers	9	6	1	.594	428	360	5-3-0	4-3-1	6-5-1	4-1-1	Won 1
Cleveland Browns	7	8	1	.469	359	392	5-2-1	2-6-0	5-6-1	3-2-1	Lost 1
Cincinnati Bengals	6	10	0	.375	368	455	4-4-0	2-6-0	4-8-0	1-5-0	Lost 2
AFC SOUTH	W	L	T	PCT	PF	PA	HOME	AWAY	CONF	DIV	STRK
Z--Houston Texans	11	5	0	.688	402	316	6-2-0	5-3-0	9-3-0	4-2-0	Won 1
Y--Indianapolis Colts	10	6	0	.625	433	344	6-2-0	4-4-0	7-5-0	4-2-0	Won 4
Tennessee Titans	9	7	0	.563	310	303	6-2-0	3-5-0	5-7-0	3-3-0	Lost 1
Jacksonville Jaguars	5	11	0	.313	245	316	3-5-0	2-6-0	4-8-0	1-5-0	Lost 1
AFC WEST	W	L	T	PCT	PF	PA	HOME	AWAY	CONF	DIV	STRK
**--Kansas City Chiefs	12	4	0	.750	565	421	7-1-0	5-3-0	10-2-0	5-1-0	Won 1
Y--Los Angeles Chargers	12	4	0	.750	428	329	5-3-0	7-1-0	9-3-0	4-2-0	Won 1
Denver Broncos	6	10	0	.375	329	349	3-5-0	3-5-0	4-8-0	2-4-0	Lost 4
Oakland Raiders	4	12	0	.250	290	467	3-5-0	1-7-0	3-9-0	1-5-0	Lost 1

## 2018 NATIONAL FOOTBALL CONFERENCE

NFC EAST	W	L	T	PCT	PF	PA	HOME	AWAY	CONF	DIV	STRK
Z--Dallas Cowboys	10	6	0	.625	339	324	7-1-0	3-5-0	9-3-0	5-1-0	Won 2
Y--Philadelphia Eagles	9	7	0	.563	367	348	5-3-0	4-4-0	6-6-0	4-2-0	Won 3
Washington Redskins	7	9	0	.438	281	359	3-5-0	4-4-0	6-6-0	2-4-0	Lost 2
New York Giants	5	11	0	.313	369	412	2-6-0	3-5-0	4-8-0	1-5-0	Lost 3
NFC NORTH	W	L	T	PCT	PF	PA	HOME	AWAY	CONF	DIV	STRK
Z--Chicago Bears	12	4	0	.750	421	283	7-1-0	5-3-0	10-2-0	5-1-0	Won 4
Minnesota Vikings	8	7	1	.531	360	341	5-3-0	3-4-1	6-5-1	3-2-1	Lost 1
Green Bay Packers	6	9	1	.406	376	400	5-2-1	1-7-0	3-8-1	1-4-1	Lost 1
Detroit Lions	6	10	0	.375	324	360	3-5-0	3-5-0	4-8-0	2-4-0	Won 1
NFC SOUTH	W	L	T	PCT	PF	PA	HOME	AWAY	CONF	DIV	STRK
**--New Orleans Saints	13	3	0	.813	504	353	6-2-0	7-1-0	9-3-0	4-2-0	Lost 1
Atlanta Falcons	7	9	0	.438	414	423	4-4-0	3-5-0	7-5-0	4-2-0	Won 3
Carolina Panthers	7	9	0	.438	376	382	5-3-0	2-6-0	5-7-0	2-4-0	Won 1
Tampa Bay Buccaneers	5	11	0	.313	396	464	4-4-0	1-7-0	4-8-0	2-4-0	Lost 4
NFC WEST	W	L	T	PCT	PF	PA	HOME	AWAY	CONF	DIV	STRK
*--Los Angeles Rams	13	3	0	.813	527	384	7-1-0	6-2-0	9-3-0	6-0-0	Won 2
Y--Seattle Seahawks	10	6	0	.625	428	347	6-2-0	4-4-0	8-4-0	3-3-0	Won 2
San Francisco 49ers	4	12	0	.250	342	435	4-4-0	0-8-0	2-10-0	1-5-0	Lost 2
Arizona Cardinals	3	13	0	.188	225	425	1-7-0	2-6-0	3-9-0	2-4-0	Lost 4

\* --clinched division and bye | Z --clinched division | Y --clinched wild card | \*\* --clinched division and home field

## PLAYOFF RESULTS

### WILD CARD GAMES

Indianapolis Colts 21, HOUSTON TEXANS 7 (Jan. 5, 2019)  
DALLAS COWBOYS 24, Seattle Seahawks 22 (Jan. 5, 2019)  
Los Angeles Chargers 23, BALTIMORE RAVENS 17 (Jan. 6, 2019)  
Philadelphia Eagles 16, CHICAGO BEARS 15 (Jan. 6, 2019)

### DIVISIONAL PLAYOFFS

KANSAS CITY CHIEFS 31, Indianapolis Colts 13 (Jan. 12, 2019)  
LOS ANGELES RAMS 30, Dallas Cowboys 22 (Jan. 12, 2019)  
NEW ENGLAND PATRIOTS 41, Los Angeles Chargers 28 (Jan. 13, 2019)  
NEW ORLEANS SAINTS 20, Philadelphia Eagles 14 (Jan. 13, 2019)

### CONFERENCE CHAMPIONSHIPS

Los Angeles Rams 26, NEW ORLEANS SAINTS 23 OT (Jan. 20, 2019)  
New England Patriots 37, KANSAS CITY CHIEFS 31 OT (Jan. 20, 2019)

### PRO BOWL AT ORLANDO, FLORIDA

AFC 26, NFC 7 (Jan. 27, 2019)

### SUPER BOWL LIII AT ATLANTA, GEORGIA

New England Patriots 13, LOS ANGELES RAMS 3 (Feb. 3, 2019)

Home Team in CAPS



# 2018 FINAL STATISTICS

## Won 7, Lost 8, Tied 1

9/9/2018	T	21-21	Pittsburgh Steelers
9/16/2018	L	18-21	at New Orleans Saints
9/20/2018	W	21-17	New York Jets
9/30/2018	L	42-45	at Oakland Raiders
10/7/2018	W	12-9	Baltimore Ravens
10/14/2018	L	14-38	Los Angeles Chargers
10/21/2018	L	23-26	at Tampa Bay Buccaneers
10/28/2018	L	18-33	at Pittsburgh Steelers
11/4/2018	L	21-37	Kansas City Chiefs
11/11/2018	W	28-16	Atlanta Falcons
11/25/2018	W	35-20	at Cincinnati Bengals
12/2/2018	L	13-29	at Houston Texans
12/9/2018	W	26-20	Carolina Panthers
12/15/2018	W	17-16	at Denver Broncos
12/23/2018	W	26-18	Cincinnati Bengals
12/30/2018	L	24-26	at Baltimore Ravens

<b>Total First Downs</b>	<b>314</b>	<b>377</b>
Rushing	93	130
Passing	189	216
Penalty	32	31
3rd Down: Made/Att	73/208	75/210
3rd Down Pct.	35.1%	35.7%
4th Down: Made/Att	9/21	13/20
4th Down Pct.	42.9%	65.0%
<b>Possession Avg.</b>	<b>28:24</b>	<b>31:36</b>
<b>Total Net Yards</b>	<b>5900</b>	<b>6288</b>
Avg. Per Game	368.8	393.0
Total Plays	1023	1122
Avg. Per Play	5.8	5.6
<b>Net Yards Rushing</b>	<b>1893</b>	<b>2163</b>
Avg. Per Game	118.3	135.2
Total Rushes	411	459
<b>Net Yards Passing</b>	<b>4007</b>	<b>4125</b>
Avg. Per Game	250.4	257.8
Sacked/Yards Lost	38/254	37/245
Gross Yards	4261	4370
Attempts/Completions	574/353	626/393
Completion Pct.	61.5%	62.8%
Had Intercepted	17	17
<b>Punts/Average</b>	<b>85/44.3</b>	<b>71/43.6</b>
<b>Net Punting Avg.</b>	<b>38.2</b>	<b>38.4</b>
<b>Penalties/Yards</b>	<b>112/894</b>	<b>119/990</b>
<b>Fumbles/Ball Lost</b>	<b>19/7</b>	<b>27/14</b>
<b>Touchdowns</b>	<b>44</b>	<b>43</b>
Rushing	15	20
Passing	29	21
Returns	0	2

Score By Periods		Q1	Q2	Q3	Q4	OT	Pts	
Team		59	94	93	110	3	359	
Opponents		64	136	86	100	6	392	
Scoring	TD	Ru	Pa	Rt	PAT	FG	2Pt	Pts
G.Joseph	0	0	0	0	25/29	17/20	0	76
N.Chubb	10	8	2	0	0/0	0/0	0	60
A.Callaway	5	0	5	0	0/0	0/0	1	32
C.Hyde	5	5	0	0	0/0	0/0	0	30
J.Landry	5	1	4	0	0/0	0/0	0	30
R.Higgins	4	0	4	0	0/0	0/0	0	24
D.Njoku	4	0	4	0	0/0	0/0	0	24
D.Johnson	3	0	3	0	0/0	0/0	2	22
D.Fells	3	0	3	0	0/0	0/0	0	18
B.Perriman	2	0	2	0	0/0	0/0	0	12
Z.Gonzalez	0	0	0	0	3/5	2/5	0	9
T.Taylor	1	1	0	0	0/0	0/0	0	6
J.Gordon	1	0	1	0	0/0	0/0	0	6
S.DeValve	1	0	1	0	0/0	0/0	0	6
T.Coley	0	0	0	0	0/0	0/0	0	2
B.Mayfield	0	0	0	0	0/0	0/0	1	2
Team	44	15	29	0	28/34	19/25	4	359

2-Pt. Conversions: Team 4/10, Opponents: 3/4  
 Sacks: M.Garrett 13.5, L.Ogunjobi 5.5, G.Avery 4.5, J.Collins 4.0, J.Schobert 3.0, E.Ogbah 3.0, C.Smith 1.0, J.Peppers 1.0, T.Carrie 1.0, T.Coley 0.5 **Team: 37.0, Opponents: 38.0**

<b>Rushing</b>	<b>No.</b>	<b>Yds</b>	<b>Avg</b>	<b>Long</b>	<b>TD</b>
N.Chubb	192	996	5.2	92t	8
C.Hyde	114	382	3.4	22	5
D.Johnson	40	201	5.0	23	0
B.Mayfield	39	131	3.4	35	0
T.Taylor	16	125	7.8	24	1
J.Landry	3	60	20.0	51	1
A.Callaway	2	7	3.5	15	0
B.Perriman	4	2	0.5	7	0
R.Streater	1	-11	-11.0	-11	0
<b>Team</b>	<b>411</b>	<b>1893</b>	<b>4.6</b>	<b>92t</b>	<b>15</b>
<b>Opponents</b>	<b>459</b>	<b>2163</b>	<b>4.7</b>	<b>52</b>	<b>20</b>

<b>Receiving</b>	<b>No.</b>	<b>Yds</b>	<b>Avg</b>	<b>Long</b>	<b>TD</b>
J.Landry	81	976	12.0	51t	4
D.Njoku	56	639	11.4	66	4
D.Johnson	47	429	9.1	32	3
A.Callaway	43	566	13.6	71	5
R.Higgins	39	572	14.7	40	4
N.Chubb	20	149	7.5	24	2
B.Perriman	16	340	21.3	66	2
D.Raffey	13	144	11.1	27	0
D.Fells	11	117	10.6	49t	3
D.Hilliard	9	105	11.7	24	0
C.Hyde	6	29	4.8	9	0
S.DeValve	5	74	14.8	26	1
D.Willies	3	61	20.3	39	0
O.Charles	3	23	7.7	9	0
J.Gordon	1	17	17.0	17t	1
B.Mayfield	0	0	0	0	0
<b>Team</b>	<b>353</b>	<b>4261</b>	<b>12.1</b>	<b>71</b>	<b>29</b>
<b>Opponents</b>	<b>393</b>	<b>4370</b>	<b>11.1</b>	<b>67</b>	<b>21</b>

<b>Interceptions</b>	<b>No.</b>	<b>Yds</b>	<b>Avg</b>	<b>Long</b>	<b>TD</b>
D.Randall	4	59	14.8	50	0
D.Ward	3	26	8.7	26	0
C.Kirksey	2	17	8.5	13	0
E.Gaines	1	0	0.0	0	0
D.Rice	1	0	0.0	0	0
J.Collins	1	0	0.0	0	0
T.Mitchell	1	0	0.0	0	0
T.Carrie	1	0	0.0	0	0
J.Schobert	1	0	0.0	0	0
J.Peppers	1	0	0.0	0	0
D.Kindred	1	-2	-2.0	-2	0
<b>Team</b>	<b>17</b>	<b>100</b>	<b>5.9</b>	<b>50</b>	<b>0</b>
<b>Opponents</b>	<b>17</b>	<b>202</b>	<b>11.9</b>	<b>38t</b>	<b>2</b>

<b>Punting</b>	<b>No</b>	<b>Yds</b>	<b>Avg</b>	<b>Net</b>	<b>TB</b>	<b>In</b>	<b>Lg</b>	<b>B</b>
B.Colquitt	83	3767	45.4	38.2	6	32	79	2
<b>Team</b>	<b>85</b>	<b>3767</b>	<b>44.3</b>	<b>38.2</b>	<b>6</b>	<b>32</b>	<b>79</b>	<b>2</b>
<b>Opponents</b>	<b>71</b>	<b>3093</b>	<b>43.6</b>	<b>38.4</b>	<b>4</b>	<b>31</b>	<b>62</b>	<b>0</b>

<b>Punt Returns</b>	<b>Ret</b>	<b>FC</b>	<b>Yds</b>	<b>Avg</b>	<b>Long</b>	<b>TD</b>
J.Peppers	25	22	219	8.8	33	0
A.Callaway	5	1	61	12.2	37	0
J.Landry	2	1	10	5.0	8	0
<b>Team</b>	<b>32</b>	<b>24</b>	<b>290</b>	<b>9.1</b>	<b>37</b>	<b>0</b>
<b>Opponents</b>	<b>37</b>	<b>22</b>	<b>397</b>	<b>10.7</b>	<b>49</b>	<b>0</b>

<b>Kickoff Returns</b>	<b>No.</b>	<b>Yds</b>	<b>Avg</b>	<b>Long</b>	<b>TD</b>
J.Peppers	19	408	21.5	29	0
D.Hilliard	11	264	24.0	31	0
A.Callaway	8	143	17.9	35	0
T.Carrie	2	33	16.5	19	0
J.Landry	2	22	11.0	14	0
O.Charles	1	12	12.0	12	0
T.Vallejo	1	2	2.0	2	0
<b>Team</b>	<b>44</b>	<b>884</b>	<b>20.1</b>	<b>35</b>	<b>0</b>
<b>Opponents</b>	<b>24</b>	<b>574</b>	<b>23.9</b>	<b>47</b>	<b>0</b>

<b>Field Goals</b>	<b>1-19</b>	<b>20-29</b>	<b>30-39</b>	<b>40-49</b>	<b>50+</b>
G.Joseph	0/0	4/4	7/7	5/7	1/2
Z.Gonzalez	0/0	0/0	2/2	0/2	0/1
<b>Team</b>	<b>0/0</b>	<b>4/4</b>	<b>9/9</b>	<b>5/9</b>	<b>1/3</b>
<b>Opponents</b>	<b>0/0</b>	<b>6/6</b>	<b>10/10</b>	<b>11/16</b>	<b>3/5</b>

Fumbles Lost: B.Mayfield 3, J.Landry 1, R.Higgins 1, J.Peppers 1, A.Callaway 1 **Total: 7**  
 Opponent Fumble Recoveries: J.Schobert 2, J.Peppers 2, D.Ward 2, G.Avery 1, J.Collins 1, T.Mitchell 1, T.Carrie 1, C.Kirksey 1, D.Randall 1, T.Coley 1, E.Ogbah 1 **Total: 14**

<b>Passing</b>	<b>Att</b>	<b>Cmp</b>	<b>Yds</b>	<b>Cmp%</b>	<b>Yds/Att</b>	<b>TD</b>	<b>TD%</b>	<b>Int</b>	<b>Int%</b>	<b>Long</b>	<b>Sack</b>	<b>Lost</b>	<b>Rating</b>
B.Mayfield	486	310	3725	63.8%	7.7	27	5.6%	14	2.9%	71	25/	173	93.7
T.Taylor	85	42	473	49.4%	5.6	2	2.4%	2	2.4%	47t	13/	81	64.5
J.Landry	2	1	63	50.0%	31.5	0	0.0%	0	0.0%	63	0/	0	95.8
D.Hilliard	1	0	0	0.0%	0.0	0	0.0%	1	100.0%	0	0/	0	0.0
<b>Team</b>	<b>574</b>	<b>353</b>	<b>4261</b>	<b>61.5%</b>	<b>7.4</b>	<b>29</b>	<b>5.1%</b>	<b>17</b>	<b>3.0%</b>	<b>71</b>	<b>38/</b>	<b>254</b>	<b>88.8</b>
<b>Opponents</b>	<b>626</b>	<b>393</b>	<b>4370</b>	<b>62.8%</b>	<b>7.0</b>	<b>21</b>	<b>3.4%</b>	<b>17</b>	<b>2.7%</b>	<b>67</b>	<b>37/</b>	<b>245</b>	<b>83.3</b>



## 2018 PARTICIPATION CHART

## GAME DAY

	1	2	3	4	5	6	7	8	9	10	11	12	13	14	15	16	17																					
Date	9/9	9/16	9/20	9/30	10/7	10/14	10/21	10/28	11/4	11/11	11/25	12/2	12/9	12/15	12/23	12/30																						
Opponent	PIT	at NO	NJY	at OAK	BAL	LAC	at TB	at PIT	KC	ATL	at CIN	at HOU	CAR	at DEN	CIN	at BAL	GP																					
Armstrong, Ray-Ray	Not on team																	SUB	SUB	SUB	SUB	15	1	0	0													
Avery, Genard	SUB	SUB	SUB	SUB	SUB	SUB	WTLT	WILL	WTLT	SUB	WTLT	SUB	SUB	WILL	SUB	SUB	SUB	5																				
Bitonio, Joel	LG	LG	LG	LG	LG	LG	LG	LG	LG	LG	LG	LG	LG	LG	LG	LG	LG	16																				
Board, C.J.	Placed on injured reserve (shoulder) on 9/21 - Waived on 9/11																	0	0	0	0																	
Boddy-Calhoun, Brian	SUB	SUB	SUB	SUB	SUB	SUB	DB	SUB	S	DB	DB	DB	SUB	SUB	DB	DB	SUB	16																				
Brown, Pharaoh	Not on team				PS	PS	PS	IA	IA	IA	IA	IA	Placed on injured reserve (shoulder) on 10/6				0	0	5																			
Burgess Jr., James	IA	WILL	WILL	IA	IA	Not on team - Waived from injured reserve on 10/20												3	2	0	3																	
Burris, Justin	Not on team																	IA	IA	IA	SUB	SUB	SUB	8	0	0	3											
Callaway, Antonio	SUB	WR	WR	WR	SUB	WR	WR	WR	WR	WR	SUB	SUB	SUB	WR	WR	WR	WR	11																				
Carrie, T.J.	SUB	SUB	SUB	SUB	SUB	SUB	SUB	SUB	CB	CB	CB	CB	CB	CB	CB	CB	CB	16																				
Charles, Orson	SUB	SUB	SUB	SUB	SUB	SUB	SUB	SUB	SUB	TE	SUB	SUB	SUB	SUB	SUB	SUB	SUB	13																				
Chubb, Nick	SUB	SUB	SUB	SUB	SUB	SUB	RB	SUB	RB	RB	RB	RB	RB	RB	RB	RB	RB	16																				
Chole, Trevon	DT	DT	DT	DT	DT	DT	DT	DT	DT	DT	DT	DT	DT	DT	DT	DT	DT	16																				
Collins Sr., Jamie	SAM	SAM	SAM	SAM	SAM	SAM	SAM	SAM	SAM	SAM	SAM	SAM	SAM	SAM	SAM	SAM	SAM	16																				
Colquitt, Britton	SUB	SUB	SUB	SUB	SUB	SUB	SUB	SUB	SUB	SUB	SUB	SUB	SUB	SUB	SUB	SUB	SUB	16																				
Corbett, Austin	IA	SUB	SUB	IA	QL	SUB	SUB	SUB	SUB	SUB	SUB	IA	IA	IA	SUB	SUB	SUB	10																				
Curtin, Justin	Placed on injured reserve (knee) on 9/11 - Waived on 9/11																	0	0	0	0																	
Davis, Carl	DNP	SUB	SUB	SUB	SUB	IA	IA	IA	IA	IA	IA	IA	IA	IA	IA	IA	IA	5																				
DeLauro, Christian	PS	Not on team - Released from practice squad on 9/4																	0	0	0	0																
DeValve, Seth	TE	IA	IA	PS	SUB	SUB	SUB	SUB	SUB	SUB	SUB	TE	Placed on injured reserve (shoulder) on 10/6				12	4	0	3																		
Ekuale, Daniel	PS	PS	PS	PS	SUB	PS	PS	PS	PS	PS	PS	PS	Placed on injured reserve (shoulder) on 10/6				0	0	0	0																		
Eldrenkamp, Jake	Not on team																	PS	PS	PS	PS	0	0	0	0													
Fells, Darren	TE	TE	TE	SUB	TE	SUB	SUB	TE	SUB	TE	TE	TE	TE	TE	SUB	TE	TE	16																				
Fine, Kyle	Not on team																	PS	PS	PS	PS	0	0	0	0													
Galvin, E. J.	IA	SUB	SUB	SUB	CB	CB	IA	IA	SUB	Placed on injured reserve (concussion) on 11/7				IA	IA	IA	SUB	11																				
Gaines, Phillip	Not on team																	SUB	SUB	SUB	IA	IA	SUB	11	6	0	5											
Garrett, Miles	DE	DE	DE	DE	DE	DE	DE	DE	DE	DE	DE	DE	DE	DE	DE	DE	DE	16																				
Gentry, Mason	Not on team																	PS	PS	PS	PS	0	0	0	0													
Gordon, Josh	WR	IA	Not on team - Injured on 9/17																	1	1	0	1															
Gonzalez, Zane	SUB	SUB	Not on team - Waived on 9/17																	2	0	0	0															
Harrison, Desmond	LT	LT	LT	LT	LT	LT	LT	LT	IA	IA	IA	IA	IA	IA	IA	IA	IA	8																				
Henderson, Zayvon	PS	PS	PS	Not on team - Released from practice squad on 9/21																	0	0	0	0														
Higgins, Rashard	WR	SUB	SUB	WR	SUB	IA	IA	IA	SUB	SUB	SUB	SUB	SUB	SUB	SUB	SUB	SUB	13																				
Hilliard, Dontrell	PS	PS	PS	PS	SUB	SUB	SUB	SUB	SUB	SUB	SUB	SUB	SUB	SUB	SUB	SUB	SUB	11																				
Hines, D'Juan	Not on team																	SUB	SUB	SUB	SUB	13	0	0	0													
Hubbard, Chris	RT	RT	RT	RT	RT	RT	RT	RT	RT	RT	RT	RT	RT	RT	RT	RT	RT	16																				
Hughlett, Charley	SUB	SUB	SUB	SUB	SUB	SUB	SUB	SUB	SUB	SUB	SUB	SUB	SUB	SUB	SUB	SUB	SUB	16																				
Hyde, Carlos	RB	SUB	RB	RB	RB	RB	Not on team - Injured on 9/16																	6	5	0	0											
Jackson, Blake	Not on team																	PS	PS	PS	PS	PS	PS	IA	0	0	1	0										
Jackson, Robert	Not on team																	PS	PS	PS	PS	Practice squad (injured list) on 10/21				0	0	0	0									
Johnson Jr., Duke	SUB	RB	SUB	SUB	SUB	SUB	SUB	PS	SUB	SUB	SUB	SUB	SUB	SUB	SUB	SUB	SUB	16																				
Jones, Lenny	Placed on injured reserve (concussion) on 9/9																	0	0	0	0																	
Joseph, Greg	Not on team				SUB	SUB	SUB	SUB	SUB	SUB	SUB	SUB	SUB	SUB	SUB	SUB	SUB	14																				
Kallis, Kyle	PS	SUB	PS	PS	PS	PS	PS	PS	PS	PS	PS	PS	SUB	SUB	SUB	IA	IA	3																				
Kindred, Derrick	SUB	SUB	SUB	PS	SUB	SUB	DB	CB	SUB	SUB	SUB	SUB	SUB	SUB	SUB	SUB	SUB	16																				
Kirksey, Christian	WILL	IA	IA	WILL	WILL	WILL	MIKE	MIKE	MIKE	Placed on injured reserve (hamstring) on 11/7				7	7	0	2																					
Lampkin, Ashton	Not on team																	PS	PS	PS	PS	0	0	0	0													
Landry, Jarvis	SUB	WR	WR	WR	WR	WR	WR	WR	WR	WR	WR	WR	WR	WR	WR	WR	WR	16																				
Lawrence, Devoine	SUB	IA	IA	IA	PS	PS	PS	PS	WR	WR	WR	WR	SUB	WR	WR	WR	WR	1																				
Levine, Ricardo	Placed on injured reserve (neck) on 11/26																	0	0	0	0																	
Mayfield, Baker	DNP	DNP	SUB	QB	QB	QB	QB	QB	QB	QB	QB	QB	QB	QB	QB	QB	QB	14																				
Mays, Devante	Not on team																	PS	PS	PS	PS	PS	PS	PS	0	0	0	0										
McKever, Pharoah	PS	PS	PS	Not on team - Released from practice squad on 9/24																	0	0	0	0														
McKinnon, Jeremiah	PS	PS	PS	PS	SUB	Not on team - Released from practice squad on 10/13																	1	0	0	0												
Meander, Montrel	PS	PS	PS	PS	PS	PS	PS	PS	PS	PS	PS	Not on team - Signed by Oakland Raiders 11/30				0	0	0	0																			
Mitchell, Terrance	CB	CB	CB	CB	Placed on injured reserve (wrist) on 11/26																	CB	CB	CB	8													
Njoku, David	TE	TE	TE	TE	SUB	TE	TE	TE	TE	SUB	TE	TE	TE	TE	TE	TE	TE	16																				
Odenigbo, Ifeadi	IA	IA	IA	Not on team - Waived on 9/22																	0	0	0	3														
Oghab, Emmanuel	DE	IA	IA	DE	DE	DE	DE	DE	DE	DE	DE	DE	DE	DE	DE	DE	DE	14																				
Ogunjobi, Larry	DT	DT	DT	DT	DT	DT	DT	DT	DT	DT	DT	DT	DT	DT	DT	DT	DT	16																				
Peppers, Jabrill	S	S	S	S	S	S	S	S	S	S	S	S	S	S	S	S	S	16																				
Perkins, Breshad	Not on team																	SUB	SUB	SUB	WR	WR	SUB	SUB	10													
Pinkins, Lenz	Not on team																	PS	PS	PS	PS	PS	PS	PS	0													
Price, Brian	Not on team																	PS	SUB	SUB	SUB	SUB	SUB	SUB	12													
Randall, Damarious	S	S	S	S	S	S	S	S	S	IA	S	S	S	S	S	S	S	15																				
Ratley, Damien	IA	SUB	SUB	IA	IA	WR	WR	SUB	WR	SUB	SUB	SUB	SUB	SUB	SUB	SUB	SUB	13																				
Rice, Denzel	SUB	SUB	SUB	SUB	IA	SUB	SUB	SUB	SUB	Not on team - Waived on 11/7																	8	0	1									
Robinson, Greg	SUB	SUB	SUB	SUB	SUB	SUB	SUB	SUB	LT	LT	LT	LT	LT	LT	LT	LT	LT	16																				
Sankoh, Tigie	PS	PS	PS	PS	PS	PS	PS	PS	PS	PS	PS	PS	PS	PS	PS	PS	PS	0																				
Schobert, Joe	MIKE	MIKE	MIKE	MIKE	MIKE	MIKE	IA	IA	IA	IA	MIKE	MIKE	MIKE	MIKE	MIKE	MIKE	MIKE	13																				
Scott, Da'Mari	PS	PS	PS	PS	PS	PS	IA	IA	IA	IA	IA	Not on team - Waived on 12/1				0	0	5																				
Seaton, Brad	PS	PS	PS	PS	PS	PS	PS	PS	PS	PS	PS	PS	PS	PS	PS	PS	PS	0																				
Shelton, Brady	PS	PS	PS	PS	PS	PS	PS	PS	Not on team - Released from practice squad on 10/30																	0	0	0	0									
Smith, Chris	SUB	DE	DE	SUB	SUB	SUB	SUB	SUB	SUB	SUB	SUB	SUB	SUB	SUB	SUB	SUB	SUB	16																				
Springers, Arion	Not on team																	PS	PS	PS	Not on team - Released from practice squad on 11/19				0	0	0	0										
Stantien, Denzil	IA	IA	IA	DNP	PS	PS	PS	PS	IA	IA	IA	IA	IA	IA	IA	IA	IA	0																				
Streator, Rod	Not on team																	SUB	SUB	Placed on injured reserve (neck) on 10/16				3	0	0	1											
Taylor, Tyrod	QB	QB	QB	IA	DNP	DNP	DNP	DNP	DNP	DNP	DNP	DNP	DNP	DNP	DNP	DNP	DNP	4																				
Thomas, Chad	DNP	SUB	SUB	SUB	IA	DNP	DNP	SUB	IA	IA	IA	IA	IA	IA	IA	IA	IA	4																				
Thomas, Tavarius	SUB	SUB	SUB	IA	IA	DNP	SUB	SUB	SUB	SUB	SUB	SUB	SUB	SUB	SUB	SUB	SUB	13																				
Tretter, JC	C	C	C	C	C	C	C	C	C	C	C	C	C	C	C	C	C	16																				
Vallejo, Tanner	SUB	SUB	SUB	SUB	IA	SUB	SUB	SUB	SUB	SUB	SUB	SUB	SUB	WILL	IA	Placed on IR		13																				
Vitale, Danny	Placed on injured reserve (calf) on 9/2																	Not on team - Waived from injured reserve on 10/13																	0	0	0	0
Ward, Denzel	CB	CB	CB	CB	CB	CB	CB	CB	CB	CB	CB	CB	CB	IA	IA	CB	IA	12																				
Watford, Earl	SUB	SUB	SUB	SUB	IA	IA	DNP	SUB	SUB	SUB	SUB	SUB	SUB	SUB	SUB	SUB	SUB	13																				
Whitehead, Jermaine	Not on team																	SUB	SUB	SUB	SUB	SUB	SUB	SUB	1													
Woodson-Luster, Xavier	Not on team																	PS	PS	PS	PS	PS	PS	SUB	4													
Williams, Derrick	SUB	SUB	SUB	SUB	SUB	Not on team																	PS	PS	PS	PS	0	0	0	0								
Williams, Howard	Placed on injured reserve (collarbone) on 10/23																	5	0	0	0	0	0	0	0													
Zettler, Kevin	RG	RG	RG	RG	RG	RG	RG	RG	RG	RG	RG	RG	RG	RG	RG	RG	RG	RG	16																			
Zettel, Anthony	IA	SUB	SUB	SUB	SUB	SUB	SUB	SUB	SUB	SUB	SUB	SUB	SUB	SUB	SUB	SUB	SUB	15																				
*Restroom appeared in 14 games with 1 start with the Giants, Burris appeared in 14 games and was inactive for 3 games with the Jets, Gaines appeared in 7 games with 1 start and was inactive for 2 games with the Bills, Price appeared in 1 game and was inactive for 1 game with the Raiders, Whitehead																																						



## 2018 DEFENSIVE STATISTICS

	TACKLES				INTERCEPTIONS					FUMBLES				
Player	Total	Solo	Asst	Sk	Yds	No	Yds	Lg	TD	PD	FF	FR	Yds	
Jamie Collins Sr.	104	73	31	4	17	1	0	0	0	4	1	1	0	
Joe Schobert	103	57	46	3	20	1	0	0	0	6	2	2	28	
Damarious Randall	84	71	13	0	0	4	7	50	0	9	0	1	0	
Jabrill Peppers	77	52	25	1	11	1	0	0	0	5	0	2	16	
T.J. Carrie	73	57	16	1	9	1	0	0	0	8	2	1	0	
Denzel Ward	53	41	12	0	0	3	26	26	0	11	1	2	29	
Larry Ogunjobi	52	33	19	5.5	51.5	0	0	0	0	0	1	0	0	
Brian Boddy-Calhoun	52	40	12	0	0	0	0	0	0	2	1	0	0	
Myles Garrett	44	35	9	13.5	81.5	0	0	0	0	3	3	0	0	
Christian Kirksey	43	29	14	0	0	2	17	0	0	5	0	1	8	
Emmanuel Ogbah	40	24	16	3	13.5	0	0	0	0	8	0	1	0	
Trevon Coley	39	17	22	0.5	2	0	0	0	0	0	0	1	0	
Genard Avery	39	29	10	4.5	26.5	0	0	0	0	4	1	1	5	
Derrick Kindred	38	28	10	0	0	1	-2	0	0	1	1	0	0	
Terrance Mitchell	38	34	4	0	0	1	0	0	0	6	2	1	0	
Chris Smith	21	14	7	1	13	0	0	0	0	2	1	0	0	
Tanner Vallejo	20	13	7	0	0	0	0	0	0	0	0	0	0	
Anthony Zettel	14	7	7	0	0	0	0	0	0	0	0	0	0	
E.J. Gaines	12	10	2	0	0	1	0	0	0	3	0	0	0	
Brian Price	11	6	5	0	0	0	0	0	0	0	0	0	0	
James Burgess Jr.	7	5	2	0	0	0	0	0	0	0	0	0	0	
Phillip Gaines	6	4	2	0	0	0	0	0	0	0	0	0	0	
Ray-Ray Armstrong	4	3	1	0	0	0	0	0	0	0	0	0	0	
Jermaine Whitehead	2	0	2	0	0	0	0	0	0	0	0	0	0	
Carl Davis	1	0	1	0	0	0	0	0	0	0	0	0	0	
Tavierre Thomas	1	1	0	0	0	0	0	0	0	0	0	0	0	
Denzel Rice	0	0	0	0	0	1	0	0	0	1	0	0	0	
Totals	978	683	295	37	245	17	48	76	0	78	16	14	86	

## SPECIAL TEAMS STATISTICS

Player	TACKLES						
	Totals	Solo	Asst	FF	FR	Blk	
Tanner Vallejo	7	6	1	1	0	0	
Derrick Kindred	7	5	2	0	0	0	
Tavierre Thomas	7	6	1	0	0	0	
Nick Chubb	5	2	3	0	0	0	
Orson Charles	5	3	2	0	0	0	
Brian Boddy-Calhoun	4	4	0	0	0	0	
Charley Hughlett	4	3	1	1	0	0	
D'Juan Hines	4	2	2	0	0	0	
Denzel Rice	3	2	1	0	0	0	
Seth DeVale	3	2	1	0	0	0	
Dontrell Hilliard	3	1	2	0	0	0	
Phillip Gaines	3	3	0	0	0	0	
Jabrill Peppers	2	0	2	0	1	0	
Jermaine Whitehead	2	1	1	0	0	0	
Ray-Ray Armstrong	2	1	1	0	0	0	
Justin Burris	2	2	0	0	0	0	
Damarious Randall	1	1	0	0	0	0	
E.J. Gaines	1	1	0	0	0	0	
Duke Johnson Jr.	1	1	0	0	0	0	
Darren Fells	1	0	1	0	0	0	
Genard Avery	1	1	0	0	0	0	
James Burgess Jr.	1	1	0	0	0	0	
Jeremiah McKinnon	1	1	0	0	0	0	
Rod Streater	1	0	1	0	0	0	
T.J. Carrie	1	1	0	0	0	0	
Greg Joseph	1	1	0	0	0	0	
Xavier Woodson-Luster	1	1	0	0	0	0	
Denzel Ward	0	0	0	0	0	1	
Myles Garrett	0	0	0	0	0	1	
Totals	74	52	22	2	1	2	

\*Based on review of coaches' film

## MISCELLANEOUS STATISTICS

Player	Tkl	FF	FR
JC Tretter	3	0	0
Duke Johnson Jr.	2	0	0
Jarvis Landry	2	0	0
David Njoku	2	0	0
Josh Gordon	1	0	0
Nick Chubb	1	0	0
Desmond Harrison	1	0	0
Tyrod Taylor	1	0	1
Joel Bitonio	1	0	2
Breshad Perriman	1	0	0
Antonio Callaway	1	0	0
Rashard Higgins	0	0	1
Baker Mayfield	0	0	2
Carlos Hyde	0	0	1
Totals	16	0	7

## DEFENSIVE SCORES

Player	TD	INT Ret	FUM Ret	Saf
Trevon Coley	0	0	0	1
Totals	0	0	0	1



## OFFENSIVE GAME-BY-GAME STARTERS

Game	Opp.	WR	LT	LG	C	RG	RT	TE	WR	QB	RB	TE
9/9	PIT	J.Gordon	D.Harrison	J.Bitonio	J.Tretter	K.Zettler	C.Hubbard	D.Njoku	S.DeValve(TE)	T.Taylor	C.Hyde	D.Fells
9/16	at NO	J.Landry	D.Harrison	J.Bitonio	J.Tretter	K.Zettler	C.Hubbard	D.Njoku	A.Callaway	T.Taylor	D.Johnson	D.Fells
9/20	NYJ	J.Landry	D.Harrison	J.Bitonio	J.Tretter	K.Zettler	C.Hubbard	D.Njoku	A.Callaway	T.Taylor	C.Hyde	D.Fells
9/30	at OAK	J.Landry	D.Harrison	J.Bitonio	J.Tretter	K.Zettler	C.Hubbard	D.Njoku	A.Callaway	B.Mayfield	C.Hyde	R.Higgins(WR)
10/7	BAL	J.Landry	D.Harrison	J.Bitonio	J.Tretter	K.Zettler	C.Hubbard	O.Charies	A.Corbett (OL)	B.Mayfield	C.Hyde	D.Fells
10/14	LAC	J.Landry	D.Harrison	J.Bitonio	J.Tretter	K.Zettler	C.Hubbard	D.Njoku	A.Callaway	B.Mayfield	C.Hyde	D.Ratley (WR)
10/21	at TB	J.Landry	D.Harrison	J.Bitonio	J.Tretter	K.Zettler	C.Hubbard	D.Njoku	A.Callaway	B.Mayfield	N.Chubb	D.Ratley (WR)
10/28	at Pit	J.Landry	D.Harrison	J.Bitonio	J.Tretter	K.Zettler	C.Hubbard	D.Njoku	A.Callaway	B.Mayfield	D.Johnson	D.Fells
11/4	KC	J.Landry	G.Robinson	J.Bitonio	J.Tretter	K.Zettler	C.Hubbard	D.Njoku	A.Callaway	B.Mayfield	N.Chubb	D.Ratley (WR)
11/11	ATL	J.Landry	G.Robinson	J.Bitonio	J.Tretter	K.Zettler	C.Hubbard	O.Charies	A.Callaway	B.Mayfield	N.Chubb	D.Fells
11/25	at Cin	J.Landry	G.Robinson	J.Bitonio	J.Tretter	K.Zettler	C.Hubbard	D.Njoku	A.Callaway	B.Mayfield	N.Chubb	D.Fells
12/2	at Hou	J.Landry	G.Robinson	J.Bitonio	J.Tretter	K.Zettler	C.Hubbard	D.Njoku	S.DeValve(TE)	B.Mayfield	N.Chubb	D.Fells
12/9	CAR	B.Perriman	G.Robinson	J.Bitonio	J.Tretter	K.Zettler	C.Hubbard	D.Njoku	S.DeValve(TE)	B.Mayfield	N.Chubb	D.Fells
12/15	at Den	J.Landry	G.Robinson	J.Bitonio	J.Tretter	K.Zettler	C.Hubbard	D.Njoku	A.Callaway	B.Mayfield	N.Chubb	B.Perriman (WR)
12/23	CIN	J.Landry	G.Robinson	J.Bitonio	J.Tretter	K.Zettler	C.Hubbard	D.Njoku	S.DeValve(TE)	B.Mayfield	N.Chubb	D.Fells
12/30	at Bal	J.Landry	G.Robinson	J.Bitonio	J.Tretter	K.Zettler	C.Hubbard	D.Njoku	A.Callaway	B.Mayfield	N.Chubb	D.Fells

## DEFENSIVE GAME-BY-GAME STARTERS

Game	Opp.	DE	DT	DT	DE	WILL	MIKE	SAM	CB	CB	S	S
9/9	PIT	M.Garrett	L.Ogunjobi	T.Coley	E.Ogbah	C.Kirksey	J.Schobert	J.Collins	D.Ward	T.Mitchell	D.Randall	J.Peppers
9/16	at NO	M.Garrett	L.Ogunjobi	T.Coley	C.Smith	J.Burgess	J.Schobert	J.Collins	D.Ward	T.Mitchell	D.Randall	J.Peppers
9/20	NYJ	M.Garrett	L.Ogunjobi	T.Coley	C.Smith	J.Burgess	J.Schobert	J.Collins	D.Ward	T.Mitchell	D.Randall	J.Peppers
9/30	at OAK	M.Garrett	L.Ogunjobi	T.Coley	E.Ogbah	C.Kirksey	J.Schobert	J.Collins	D.Ward	T.Mitchell	D.Randall	J.Peppers
10/7	BAL	M.Garrett	L.Ogunjobi	T.Coley	E.Ogbah	C.Kirksey	J.Schobert	J.Collins	D.Ward	E.Gaines	D.Randall	J.Peppers
10/14	LAC	M.Garrett	L.Ogunjobi	T.Coley	E.Ogbah	C.Kirksey	J.Schobert	J.Collins	D.Ward	E.Gaines	D.Randall	J.Peppers
10/21	at TB	M.Garrett	L.Ogunjobi	T.Coley	E.Ogbah	G.Avery	C.Kirksey	J.Collins	B.Boddy-Cahoun	D.Kindred	D.Randall	J.Peppers
10/28	at Pit	M.Garrett	L.Ogunjobi	T.Coley	E.Ogbah	G.Avery	C.Kirksey	J.Collins	D.Ward	D.Kindred	D.Randall	J.Peppers
11/4	KC	M.Garrett	L.Ogunjobi	T.Coley	E.Ogbah	G.Avery	C.Kirksey	J.Collins	D.Ward	T.Carrie	B.Boddy-Cahoun	J.Peppers
11/11	ATL	M.Garrett	L.Ogunjobi	T.Coley	E.Ogbah	B.Boddy-Cahoun (DE)	J.Schobert	J.Collins	D.Ward	T.Carrie	D.Randall	J.Peppers
11/25	at Cin	M.Garrett	L.Ogunjobi	B.Boddy-Cahoun (DE)	E.Ogbah	G.Avery	J.Schobert	J.Collins	D.Ward	T.Carrie	D.Randall	J.Peppers
12/2	at Hou	M.Garrett	L.Ogunjobi	T.Coley	E.Ogbah	B.Boddy-Cahoun (DE)	J.Schobert	J.Collins	D.Ward	T.Carrie	D.Randall	J.Peppers
12/9	CAR	M.Garrett	L.Ogunjobi	B.Boddy-Cahoun (DE)	E.Ogbah	G.Avery	J.Schobert	J.Collins	T.Mitchell	T.Carrie	D.Randall	J.Peppers
12/15	at Den	M.Garrett	L.Ogunjobi	T.Coley	E.Ogbah	T.Vallejo	J.Schobert	J.Collins	T.Mitchell	T.Carrie	D.Randall	J.Peppers
12/23	CIN	M.Garrett	L.Ogunjobi	T.Coley	E.Ogbah	B.Boddy-Cahoun (DE)	J.Schobert	J.Collins	D.Ward	T.Carrie	D.Randall	J.Peppers
12/30	at Bal	M.Garrett	L.Ogunjobi	T.Coley	E.Ogbah	B.Boddy-Cahoun (DE)	J.Schobert	J.Collins	T.Mitchell	T.Carrie	D.Randall	J.Peppers

## GAME-BY-GAME INACTIVES

DATE	Opp	Inactives
9/9	PIT	D.Stanton
9/16	at NO	D.Stanton
9/20	NYJ	D.Stanton
9/30	at OAK	T.Taylor
10/7	BAL	D.Stanton
10/14	LAC	D.Stanton
10/21	at TB	D.Stanton
10/28	at Pit	D.Stanton
11/4	KC	D.Stanton
11/11	ATL	D.Stanton
11/25	at Cin	D.Stanton
12/2	at Hou	D.Stanton
12/9	CAR	D.Stanton
12/15	at Den	D.Stanton
12/23	CIN	D.Stanton
12/30	at BAL	D.Stanton
9/9	PIT	D.Ratley
9/16	at NO	J.Gordon
9/20	NYJ	R.Streater
9/30	at OAK	D.Ratley
10/7	BAL	D.Ratley
10/14	LAC	B.Perriman
10/21	at TB	D.Scott
10/28	at Pit	D.Scott
11/4	KC	D.Scott
11/11	ATL	D.Scott
11/25	at Cin	D.Scott
12/2	at Hou	J.Burris
12/9	CAR	D.Ward
12/15	at Den	D.Ward
12/23	CIN	D.Stanton
12/30	at BAL	D.Stanton
9/9	PIT	E.Gaines
9/16	at NO	C.Kirksey
9/20	NYJ	C.Kirksey
9/30	at OAK	T.Thomas
10/7	BAL	T.Thomas
10/14	LAC	T.Thomas
10/21	at TB	E.Gaines
10/28	at Pit	E.Gaines
11/4	KC	D.Randall
11/11	ATL	J.Burris
11/25	at Cin	J.Burris
12/2	at Hou	A.Corbett
12/9	CAR	P.Gaines
12/15	at Den	P.Gaines
12/23	CIN	T.Vallejo
12/30	at BAL	D.Ward
9/9	PIT	A.Corbett
9/16	at NO	E.Ogbah
9/20	NYJ	E.Ogbah
9/30	at OAK	A.Corbett
10/7	BAL	D.Rice
10/14	LAC	T.Vallejo
10/21	at TB	R.Higgins
10/28	at Pit	R.Higgins
11/4	KC	D.Harrison
11/11	ATL	P.Brown
11/25	at Cin	P.Brown
12/2	at Hou	P.Brown
12/9	CAR	C.Thomas
12/15	at Den	C.Thomas
12/23	CIN	C.Thomas
12/30	at BAL	C.Thomas
9/9	PIT	I.Odenigbo
9/16	at NO	I.Odenigbo
9/20	NYJ	I.Odenigbo
9/30	at OAK	S.DeValve
10/7	BAL	E.Watford
10/14	LAC	R.Higgins
10/21	at TB	C.Davis
10/28	at Pit	C.Davis
11/4	KC	C.Davis
11/11	ATL	C.Davis
11/25	at Cin	C.Davis
12/2	at Hou	C.Davis
12/9	CAR	C.Davis
12/15	at Den	C.Davis
12/23	CIN	C.Davis
12/30	at BAL	C.Davis

Totals: P. Brown (5), J. Burgess (3), J. Burris (3), A. Corbett (6), C. Davis (10), S. DeValve (3), E. Gaines (3), P. Gaines (3), J. Gordon (1), D. Harrison (8), R. Higgins (3), B. Jackson (1), K. Kalis (2), D. Lawrence (3), I. Odenigbo (3), E. Ogbah (2), B. Perriman (1), D. Ratley (3), D. Randall (1), D. Rice (1), J. Schobert (3), D. Scott (5), D. Stanton (15), R. Streater (1), T. Taylor (1), C. Thomas (8), T. Thomas (3), T. Vallejo (2), D. Ward (2), E. Watford (1), A. Zettel (1).

## TAKEAWAY ANALYSIS

		Takeaways				Giveaways					
		Fum	Int	Tot		Fum	Int	Tot		Game Diff	Season Diff
09/9	PIT	3	3	6		0	1	1		+5	+5
09/16	at NO	2	0	2		0	1	1		+1	+6
09/20	NYJ	1	2	3		0	0	0		+3	+9
09/30	at OAK	0	2	2		2	2	4		-2	+7
10/07	BAL	1	1	2		0	1	1		+1	+8
10/14	LAC	0	1	1		0	2	2		-1	+7
10/21	at TB	2	2	4		1	0	1		+3	+10
10/28	at Pit	1	1	2		0	1	1		+1	+11
11/4	KC	0	1	1		0	1	1		0	+11
11/11	ATL	2	0	2		0	1	1		+1	+12
11/25	at Cin	1	1	2		0	0	0		+2	+14
12/02	at Hou	0	0	0		1	3	4		-4	+10
12/9	CAR	0	1	1		2	0	2		-1	+9
12/15	at Den	0	2	2		1	1	2		0	+9
12/23	CIN	0	0	0		0	0	0		0	+9
12/30	at BAL	1	0	1		0	3	3		-2	+7



2018 BROWNS GAME-BY-GAME OFFENSIVE STATISTICS

OPP <small>vs. PIT (9/9)</small>	1ST DOWNS				DOWN CONV.				RUSHING				PASS				TDs				FUM				PEN				PUNTS			
	I	R	Pass	Pen.	3rd	4th	NetYds.	Plays	Net	Att.	Avg.	Net	Skd-Yds.	Gross	A	C	ID	INT	R	P	Ret.	M	A	No.	Lost	No.	Yds.	No.	Avg.	POSS.		
16	4	10	2	4-12	1-2	327	60	93	27	3.4	234	3-12	246	30	22	2	1	1	1	0	2	4	3	0	4	43	3	39.3	27-19			
20	9	10	1	7-18	0-0	323	74	133	40	190	4-30	220	37	21	2	0	2	0	2	0	0	2	2	2	0	5	41	8	34.1	30-52		
21	6	13	2	5-15	1-1	487	74	208	31	6.7	279	2-16	295	41	21	5	2	3	2	0	2	2	3	2	8	55	7	50.0	31-23			
20	6	13	1	6-19	0-1	416	76	112	28	4.0	304	5-38	342	43	25	1	1	0	1	0	1	2	3	1	0	10	66	9	50.2	36-16		
18	4	13	1	6-16	1-3	317	72	103	21	4.9	214	5-24	238	46	22	1	2	0	1	0	2	2	1	0	6	53	6	40.3	28-23			
17	7	8	2	3-14	0-2	305	62	119	23	5.2	186	5-29	215	34	23	3	0	1	2	0	0	2	1	14	114	9	51.7	30-27				
17	5	9	3	3-13	1-1	237	59	74	21	3.5	163	2-17	180	36	22	2	1	0	2	0	2	3	0	7	52	5	47.0	27-48				
26	6	17	3	5-13	2-3	388	70	102	25	4.1	286	2-22	308	43	30	3	1	1	2	0	1	1	0	0	4	20	2	19.5	30-51			
19	6	13	0	4-8	0-0	427	50	211	29	7.3	216	0-0	216	21	17	4	1	1	3	0	0	0	1	0	7	38	4	46.8	28-37			
24	7	14	3	5-10	1-1	342	61	84	35	2.4	258	0-0	258	26	19	5	0	1	4	0	0	0	0	0	0	7	61	4	47.0	32-04		
20	3	15	2	2-8	0-2	428	52	31	9	3.4	397	0-0	397	43	29	2	3	1	1	0	0	1	1	6	45	2	45.5	22-25				
12	6	5	1	4-9	0-0	348	45	116	21	5.5	232	1-6	238	23	18	3	0	2	1	0	2	2	3	2	7	52	3	47.7	33-50			
21	5	13	3	5-12	1-2	309	61	134	28	4.8	175	2-13	188	31	18	2	1	0	2	0	1	1	1	1	6	75	4	48.5	27-21			
23	8	14	1	5-12	1-1	493	66	146	28	5.2	347	0-0	347	38	28	3	0	0	3	0	2	2	0	0	6	57	3	29.3	35-31			
18	1	16	1	4-11	0-1	426	56	50	14	3.6	376	0-0	376	42	23	3	3	0	3	0	1	2	0	0	4	35	4	45.0	21-30			
314	93	189	32	73-208	9-21	5900	1023	1893	411	4.54	4007	38-254	4261	574	353	44	17	15	29	0	19	25	19	7	112	894	85	44.3	28-24			

2018 BROWNS GAME-BY-GAME DEFENSIVE STATISTICS

OPP vs. PIT (9/9)	1ST DOWNS				DOWN CONV.				RUSHING				PASS				TDs				FGs				PEN				PUNTS			
	I	R	Pass	Pen.	3rd	4th	NetYds.	Plays	Net	Att.	Avg.	Net	Skd-Yds.	Gross	A	C	TD	INT	R	P	Ret.	M	A	No.	Lost	No.	Yds.	No.	Avg.	POSS.		
18	4	11	3	3-12	0-0		275	61	62	23	2.7	213	3-30	243	35	28	2	0	0	2	0	2	3	2	2	4	53	4	44.3	32-41		
14	5	9	0	6-15	1-1	268	63	107	30	3.6	161	2-8	169	31	15	2	2	2	0	0	1	1	2	1	2	6	55	7	49.1	29-08		
27	6	20	1	5-16	0-1	565	90	139	29	4.8	426	3-11	437	58	35	5	2	0	4	1	3	5	0	0	6	65	6	44.5	36-51			
25	10	14	1	4-16	1-1	410	84	116	25	4.6	294	2-4	298	57	29	0	1	0	0	0	0	3	4	2	1	4	41	8	45.8	33-42		
34	15	7	2	1-9	0-0	449	58	246	36	6.8	203	1-12	215	21	12	5	1	3	2	0	1	2	0	1	2	0	10	72	5	41.6	31-37	
34	8	20	6	6-13	1-1	456	88	114	32	3.6	342	4-23	365	52	32	3	2	3	0	0	2	3	3	2	3	2	8	65	4	46.8	37-43	
25	10	14	1	6-13	1-1	421	68	168	31	5.4	253	1-4	257	36	24	4	1	2	2	0	1	1	3	1	8	60	4	44.0	32-12			
27	10	15	2	6-10	0-0	499	58	139	24	5.8	360	2-15	375	32	23	5	1	2	3	0	1	1	0	0	11	86	2	31.5	29-09			
25	5	19	1	5-14	2-4	382	73	71	19	3.7	311	2-19	330	52	38	2	0	2	0	2	1	1	4	2	1	5	3	39.3	31-23			
25	7	14	4	4-12	2-4	372	67	129	20	6.5	243	1-12	255	46	27	3	1	1	2	0	0	1	1	1	13	96	2	49.5	27-56			
25	11	12	2	8-16	0-0	384	74	187	39	4.8	197	4-27	224	31	22	2	0	0	1	1	5	2	0	5	77	3	38.0	37-35				
22	6	14	2	5-14	2-3	393	69	96	25	3.8	297	1-1	298	43	27	2	1	2	0	2	0	2	0	0	10	68	4	39.5	33-50			
22	3	17	2	5-14	1-2	270	70	32	20	1.6	238	2-19	257	48	31	1	2	1	0	0	3	3	0	0	8	51	3	41.3	32-39			
15	7	7	1	1-8	1-1	209	46	102	24	4.3	107	3-26	133	19	13	2	0	0	2	0	1	1	0	3	15	5	43.8	24-29				
24	16	6	2	3-13	1-1	463	73	296	47	6.3	167	2-12	179	24	14	2	0	2	0	0	4	4	2	1	10	65	4	49.0	38-30			
377	130	216	31	75-210	13-20	6288	1122	2163	459	4.55	4125	37-245	4370	626	393	43	17	20	21	2	30	37	27	14	119	990	71	43.6	31-36			



# 2018 GAME SUMMARIES

## WEEK 1, GAME 1



### STEELERS 21 BROWNS 21

Sept. 9, 2018 (OT)

FirstEnergy Stadium, Cleveland, Ohio



The Cleveland Browns kicked off the 2018 season with a tie against the Pittsburgh Steelers, 21-21. In the first tie for the Browns since 1989, the team's defense forced six turnovers for the first time since 2010. Rookie DB Denzel Ward became the first Browns DB to secure two interceptions in his NFL debut since 1971 (Clarence Scott). Browns DL Myles Garrett forced a career-best two fumbles, while matching career-best marks in tackles (six) and sacks (two). Following a scoreless first quarter, Steelers RB James Conner culminated a 10-play, 88-yard scoring drive ending in a four-yard touchdown run. After the 7:0 halftime break, Browns QB Tyrod Taylor led Cleveland on an opening-half possession that he ended with a 20-yard touchdown run by him, tying the game at 7-7. Pittsburgh answered as QB Ben Roethlisberger found WR Antonio Brown for a 22-yard touchdown pass on the ensuing possession. After forcing the Browns to punt, Conner found the end zone again for his second score of the game, giving the Steelers their largest lead of the game, 21-7. After recovering the team's second fumble of the game, Browns RB Carlos Hyde punched in a one-yard score. Before the final whistle of regulation, Taylor found WR Josh Gordon for a 17-yard strike with 1:58 remaining in regulation to tie the game, 21-21. In the OT period, each team exchanged possessions with punts, before the Steelers put together an eight-play, 31-yard drive to set up a K Chris Boswell game-winning field goal attempt, but Boswell's try missed to the left. Following a Cleveland punt, Roethlisberger was strip-sacked by LB Genard Avery on the following possession. The ensuing Browns K Zane Gonzalez game-winning field goal attempt was blocked by Steelers LB TJ Watt, forcing the teams to tie, 21-21.

TEAM	1	2	3	4	OT	F
Pittsburgh	0	7	14	0	0	21
Cleveland	0	0	7	14	0	21

#### SCORING SUMMARY

Team	Q	Time	Play
Steelers	2	11:16	J.Conner 4 yd. run (C.Boswell kick) (10-88, 5:39)
Browns	3	10:05	T.Taylor 20 yd. run (Z.Gonzalez kick) (10-86, 4:55)
Steelers	3	8:24	A.Brown 22 yd. pass from B.Roethlisberger (C.Boswell kick) (3-74, 1:41)
Steelers	3	5:23	J.Conner 22 yd. run (C.Boswell kick) (2-39, 0:45)
Browns	4	7:32	C.Hyde 1 yd. run (Z.Gonzalez kick) (1-1, 0:04)
Browns	4	1:58	J.Gordon 17 yd. pass from T.Taylor (Z.Gonzalez kick) (2-55, 0:12)

#### TEAM STATISTICS

	PIT	CLE
FIRST DOWNS:	25	22
TIME OF POSSESSION:	35:12	34:48
TOTAL NET YARDS: (RU/PA):	472 (159/313)	327 (177/150)
SACKS/YARDS:	7/47	4/22
PUNTS/AVERAGE:	7-39.3	12-43.5
PENALTIES/YARDS:	12-166	11-87
FUMBLES/LOST:	3/3	1/0

#### INDIVIDUAL STATISTICS

**PASSING:** PIT: B.Roethlisberger 23-41-335 (TD, 3 INT); CLE: T.Taylor 15-40-197 (TD, INT)  
**RUSHING:** PIT: J.Conner 31-135 (2 TD), B.Roethlisberger 3-16, R.Switzer 1-6; CLE: T.Taylor 8-77 (TD), C.Hyde 22-62 (TD), N.Chubb 3-21, D.Johnson Jr. 5-17.  
**RECEIVING:** PIT: A.Brown 9-93 (TD), J.Smith-Schuster 5-119, J.Conner 5-57, J.James 3-60, J.Hunter 1-6; CLE: J.Landry 7-106, D.Njoku 3-13, R.Higgins 1-38, J.Gordon 1-17 (TD), D.Fells 1-12, D.Johnson Jr. 1-8, Carlos Hyde 1-3.

## WEEK 2, GAME 2



### BROWNS 18 SAINTS 21

Sept. 16, 2018

Mercedes-Benz Superdome, New Orleans, La.



In the first road game of 2018, the Cleveland Browns fell to the New Orleans Saints, 21-18. Despite leading 12-3 going into the final quarter, the Saints rallied to score 18 points in the final 8:41 of the contest, securing the victory. K Zane Gonzalez opened the scoring for the Browns with his first of two 39-yard, first-half field goals. However, Saints K Wil Lutz provided an equalizing field goal on the ensuing possession. At the half, the Browns went into the locker room with a 5-3 lead. New Orleans punted on the opening possession of the second half, as RB Carlos Hyde capped a 12-play, 79-yard drive with a one-yard rushing touchdown. On the Saints' first drive of the fourth quarter, WR Michael Thomas caught his first of two fourth quarter touchdowns from QB Drew Brees. Following a Browns QB Tyrod Taylor interception, New Orleans took their first lead of the game after another with Thomas' second score. Saints RB Alvin Kamara ran in the ensuing two-point conversion attempt. Following the two-minute warning, Taylor found WR Antonio Callaway for a 47-yard touchdown reception to tie the game at 18, as Gonzalez missed the extra point attempt. With 1:16 remaining, Brees orchestrated a six-play, 49-yard drive to set up his go-ahead field goal, which Lutz made from 44 yards out with 0:21 remaining. Taylor found Browns WR Jarvis Landry for a 25-yard reception, followed by a 16-yard catch from Callaway to set-up the game-tying field goal for Cleveland, but Gonzalez missed the attempt wide right.

TEAM	1	2	3	4	F
Cleveland	3	3	6	6	18
New Orleans	3	0	0	18	21

#### SCORING SUMMARY

Team	Q	Time	Play
Browns	1	8:29	Z.Gonzalez 39 yd. Field Goal (6-25, 3:02)
Saints	1	2:47	W.Lutz 31 yd. Field Goal (11-63, 5:42)
Browns	2	1:55	Z.Gonzalez 39 yd. Field Goal (7-45, 2:21)
Browns	3	6:43	C.Hyde 1 yd. run (kick failed) (12-79, 6:27)
Saints	4	8:41	M.Thomas 2 yd. pass from D.Brees (W.Lutz kick) (9-66, 5:35)
Saints	4	2:40	M.Thomas 5 yd. pass from D.Brees (A.Kamara run) (4-18, 2:17)
Browns	4	1:16	A.Callaway 47 yd. pass from T.Taylor (kick failed) (6-75, 1:24)
Saints	4	0:21	W.Lutz 44 yd. Field Goal (6-49, 0:55)

#### TEAM STATISTICS

	CLE	NO
FIRST DOWNS:	16	18
TIME OF POSSESSION:	27:19	32:41
TOTAL NET YARDS: (RU/PA):	327 (93/234)	275 (62/213)
SACKS/YARDS:	3/30	3/12
PUNTS/AVERAGE:	3-39.3	4-44.8
PENALTIES/YARDS:	4-43	4-53
FUMBLES/LOST:	3/0	2/2

#### INDIVIDUAL STATISTICS

**PASSING:** CLE: T.Taylor 22-30-246 (TD, INT); NO: D.Brees 28-45-243 (2 TD).  
**RUSHING:** CLE: C.Hyde 16-43 (TD), T.Taylor 4-26, N.Chubb 2-14, A.Callaway 2-7, D.Johnson Jr. 3-9; NO: A.Kamara 13-48, M.Gillislee 6-18, J.Williams 1-11, D.Brees 1- (-1).  
**RECEIVING:** CLE: A.Callaway 3-81 (TD), J.Landry 5-69, R.Higgins 5-47, D.Njoku 4-20, D.Fells 2-15, C.Hyde 1-7, D.Johnson Jr. 2-7; NO: M.Thomas 12-69 (2 TD), T.Simm 4-55, A.Kamara 6-53, B.Watson 3-19, T.Smith 1-18, J.Hill 1-1, Z.Line 1-1.



# 2018 GAME SUMMARIES

## WEEK 3, GAME 3



### JETS 18 BROWNS 21

Sept. 20, 2018

FirstEnergy Stadium, Cleveland, Ohio



The Cleveland Browns defeated the New York Jets on Thursday Night Football, 21-17, securing the team's first win since Week 15 of the 2016 season. Browns rookie QB Baker Mayfield entered the game prior to the end of the first half due to an injury suffered by QB Tyrod Taylor, propelling Cleveland to 14 unanswered points and a fourth-quarter touchdown en route to a victory. Mayfield finished the game with 17 completions on 23 attempts for 201 yards, scoring on the receiving end of a two-point conversion attempt thrown by WR Jarvis Landry. Landry added eight receptions for 103 yards, his best single-game showing as a Brown. Following a scoreless first quarter, Jets RB Isaiah Crowell opened the scoring for New York, rushing in from seven yards out four seconds into the second quarter. After a Cleveland punt on the ensuing possession, Crowell scored for the second time of the evening from two yards out, capping a 10-play, 63-yard touchdown drive. Down 14-0, and following the Taylor injury, Mayfield entered the game and led the Browns on a six-play, 35-yard drive for a 45-yard field goal from newly-acquired K Greg Joseph. The Jets took their 14-3 lead into the intermission. Following a strip forced fumble by Browns DB Denzel Ward of Jets WR Robby Anderson, Joseph connected on his second field goal, this time from 27 yards out to draw the Browns within one score. Before the final whistle of the third quarter, Browns RB Carlos Hyde capped a 69-yard scoring drive with a goal-line plunge from one yard out. The ensuing two-point conversion attempt was successful, as Landry's end around pass found Mayfield in the corner of the end zone. Jets K Jason Myers ended Cleveland's 14-point burst with a field goal from 29 yards out, giving Cleveland the ball back with 8:55 remaining in regulation. On the next drive, Hyde scored his second one-yard touchdown rush of the game to end a 15-play drive, giving the Browns their first lead of the contest. On a third-down attempt, LB Joe Schobert intercepted Jets QB Sam Darnold's pass. Following a Browns punt, Darnold threw his second pick of the game, as DB Terrance Mitchell picked off his sixth career interception to secure the win for Cleveland.

TEAM	1	2	3	4	F
New York	0	14	0	3	17
Cleveland	0	3	11	7	21

#### SCORING SUMMARY

Team	Q	Time	Play
Jets	2	14:56	I.Crowell 7 yd. run (J.Myers kick) (5-28, 2:17)
Jets	2	7:54	I.Crowell 2 yd. run (J.Myers kick) (10-63, 5:37)
Browns	2	0:23	G.Joseph 45 yd. Field Goal (5-35, 1:13)
Browns	3	5:21	G.Joseph 27 yd. Field Goal (4-0, 0:58)
Browns	3	0:42	C.Hyde 1 yard run (J.Landry-B.Mayfield pass) (7-69, 2:49)
Jets	4	8:56	J.Myers 28 yd. Field Goal (12-65, 6:46)
Browns	4	2:04	C.Hyde 1 yd. run (G.Joseph kick) (15-75, 6:52)

#### TEAM STATISTICS

	NYJ	CLE
FIRST DOWNS:	14	20
TIME OF POSSESSION:	29:08	30:52
TOTAL NET YARDS: (RU/PA):	268 (107/161)	323(139/84)
SACKS/YARDS:	4/30	2/9
PUNTS/AVERAGE:	7-49.1	8-34.1
PENALTIES/YARDS:	6-55	5-41
FUMBLES/LOST:	2/1	2/0

#### INDIVIDUAL STATISTICS

**PASSING:** NYJ: S.Darnold 15-31-169 (2 INT); CLE: B.Mayfield 17-23-291, T.Taylor 4-14-19.  
**RUSHING:** NYJ: B.Powell 14-73, I.Crowell 18-34 (2 TD); CLE: C.Hyde 23-98 (2 TD), T.Taylor 4-22, D.Johnson Jr. 2-9, N.Chubb 2-6, B.Mayfield 2-4-2.  
**RECEIVING:** NYJ: Q.Enumwa 4-57, J.Kearse 3-35, R.Anderson 2-22, I.Crowell 2-17, C.Henderson 2-11, T.Pryor 1-25, E.Tomlinson 1-14; CLE: J.Landry 8-103, A.Callaway 4-20, R.Higgins 3-32, D.Njoku 2-36, D.Johnson Jr. 2-24, C.Hyde 2-5.

## WEEK 4, GAME 4



### BROWNS 42 RAIDERS 45

Sept. 30, 2018 (OT)

Oakland-Alameda County Coliseum  
Oakland, Calif.



The Cleveland Browns fell to the Oakland Raiders, 45-42, in the team's second overtime game of the season. Though leading by 14 points midway through the fourth quarter, the Browns allowed the Raiders to score 21 fourth-quarter points and the eventual game-winning field goal in the overtime period. Rookie QB Baker Mayfield, in his first career NFL start, threw for 295 yards and two touchdowns on 21 completions. Fellow rookie, RB Nick Chubb, rushed for 105 yards and a pair of scores on just three carries, a franchise rookie record. DBs E.J. Gaines and Damarious Randall each had an interception, giving the Browns 13 takeaways through the first four games of the season for the first time since 1989. RB Carlos Hyde also scored on the ground for a league-best fifth time this season. Following an exchange of punts to begin the game, Mayfield's second drive ended in an interception returned for a touchdown by Oakland DB Gareon Conley. Down, 7-0, the Browns rallied by scoring 17 unanswered points before the end of the first half. A field goal from K Greg Joseph with two minutes remaining in the first quarter got Cleveland on the board, along with a 63-yard score by Chubb. Following an Oakland missed field goal, Mayfield found TE Darren Fells for a 49-yard passing score, capping a four-play, 70-yard drive. Mayfield's connection with Fells was his first career touchdown pass. The Browns' ensuing two-point conversion attempt was successful, as RB Duke Johnson Jr. ran around the left end to put the Browns ahead by 10 points. However, the Raiders answered with a receiving score from WR Amari Cooper, leading to the halftime score of 17-14 in favor of Cleveland. The Browns scored on each of their first two drives in the second half, with a Joseph field goal and a WR Jarvis Landry touchdown reception, the first in his Browns career. After two fumbles and three punts on five possessions, the Raiders scored 13 unanswered points to take a 34-28 lead with less than 11 minutes remaining in regulation. Returning the favor, Hyde capped a seven-play, 77-yard drive with a one-yard rushing score for WR Antonio Callaway's 53-yard reception to set it up. Later, Chubb scored again with a 41-yard touchdown before Oakland put together a six-play, 53-yard scoring drive with a touchdown pass to TE Jared Cook from QB Derek Carr. The Raiders converted the two-point conversion attempt with a WR Jordy Nelson catch, taking the game into overtime, 42-42. Raiders K Matt McCrane missed his first field goal attempt on the team's first possession, but after forcing a Browns punt on the following drive, he redeemed himself and connected on a 29-yard attempt to secure Oakland's first win of the season.

TEAM	1	2	3	4	OT	F
Cleveland	3	14	11	14	0	42
Oakland	7	7	7	21	3	45

#### SCORING SUMMARY

Team	Q	Time	Play
Raiders	1	10:01	G.Conley 36 yd. Interception Return (M.McCrane kick)
Browns	1	2:00	G.Joseph 25 yd. Field Goal (15-68, 8:01)
Browns	2	12:35	N.Chubb 63 yd. run (pass failed) (1-63, 0:11)
Browns	2	9:00	D.Fells 49 yd. pass from B.Mayfield (D.Johnson Jr. run) (4-70, 1:58)
Raiders	2	4:30	A.Cooper 8 yd. pass from D.Carr (M.McCrane kick) (8-75, 4:30)
Browns	3	9:22	G.Joseph 28 yd. Field Goal (11-65, 5:39)
Browns	3	7:25	J.Landry 2 yd. pass from B.Mayfield (D.Johnson run) (2-31, 0:51)
Raiders	3	5:34	J.Cook 7 yd. pass from D.Carr (M.McCrane kick) (3-7, 0:11)
Raiders	4	14:14	M.McCrane 29 yd. Field Goal (6-58, 2:07)
Raiders	4	12:46	J.Nelson 19 yd. pass from D.Carr (McCrane kick) (2-20, 0:40)
Raiders	4	10:48	M.McCrane 44 yd. Field Goal (4-3, 1:26)
Browns	4	8:07	C.Hyde 1 yd. run (G.Joseph kick) (7-77, 2:39)
Browns	4	4:20	N.Chubb 41 yd. run (G.Joseph kick) (3-63, 1:26)
Raiders	4	0:30	J.Cook 7 yd. pass from D.Carr (D.Carr-J.Nelson) (6-53, 0:58)
Raiders	OT	1:46	M.McCrane 29 yd. Field Goal (11-70, 3:41)

#### TEAM STATISTICS

	CLE	OKA
FIRST DOWNS:	21	27
TIME OF POSSESSION:	31:23	36:51
TOTAL NET YARDS: (RU/PA):	487 (208/279)	555(139/426)
SACKS/YARDS:	3/11	2/16
PUNTS/AVERAGE:	7-50.0	6-44.5
PENALTIES/YARDS:	8-55	6-65
FUMBLES/LOST:	3/2	0/0

#### INDIVIDUAL STATISTICS

**PASSING:** CLE: B.Mayfield 21-41-295 (2 TD, 2 INT); OKA: D.Carr 35-59-437 (4 TD, 2 INT).  
**RUSHING:** CLE: N.Chubb 3-105 (2 TD), C.Hyde 22-82, D.Johnson Jr. 2-11, B.Mayfield 4-10; OKA: M.Lynch 20-130, D.Martin 5-11, D.Carr 2-1, D.Harris 1-11, J.Richard 1-2.  
**RECEIVING:** CLE: R.Higgins 4-61, A.Callaway 3-54, D.Njoku 5-52, D.Fells 1-49 (TD), D.Johnson Jr. 4-45, J.Landry 4-34 (TD); OKA: A.Cooper 8-128 (TD), J.Cook 8-110 (2 TD), M.Bryant 3-51, J.Nelson 5-48 (TD), J.Richard 3-38, M.Lynch 3-27, L.Smith 3-23, S.Roberts 2-12.



# 2018 GAME SUMMARIES

## WEEK 5, GAME 5



### RAVENS 18 BROWNS 21

Oct. 7, 2018 (OT)

FirstEnergy Stadium, Cleveland, Ohio



The Cleveland Browns defeated the Baltimore Ravens in overtime, 12-9, the franchise's first win on a Sunday since 2015. With the win, Cleveland advanced to 2-21 on the season, the team's best start to a season since 2014 (3-2). Browns rookie QB Baker Mayfield threw for 342 yards on 25 completions and a touchdown. The 342 yards in a single game are the second most by a Browns rookie in franchise history. After a Mayfield pick on Cleveland's first offensive drive, Baltimore capped a four-play drive with a 44-yard field goal by K Justin Tucker to give the Ravens the early 3-0 lead. The three-point lead was Baltimore's only lead of the contest. With 40 seconds before the halftime whistle, Mayfield found WR Rashard Higgins for Higgins' first score of the 2018 season. Each team notched on a field goal in the third quarter, with Browns K Greg Joseph and Tucker connecting from 35 yards and 25 yards out, respectively. Later, Tucker would register his third field goal of the contest, this time from 32-yards, to draw the score at 9-9. In the Browns' third overtime game of the year, each team exchanged punts after the Browns took the ball to start the overtime period. Getting the ball at the Cleveland 16 yard line, Mayfield orchestrated a seven-play, 65-yard drive to set up Joseph for a 37-yard game winner.

TEAM	1	2	3	4	OT	F
Baltimore	3	0	3	3	0	9
Cleveland	0	6	3	0	3	12

#### SCORING SUMMARY

Team	Q	Time	Play
Ravens	1	8:37	J.Tucker 44 yd. Field Goal (4-7, 0:56)
Browns	2	0:40	R.Higgins 19 yd. pass from B.Mayfield (kick failed) (6-7B, 1:19)
Browns	3	7:29	G.Joseph 35 yd. Field Goal (8-25, 2:59)
Ravens	3	0:53	J.Tucker 25 yd. Field Goal (11-6B, 6:36)
Ravens	4	0:52	J.Tucker 32 yd. Field Goal (11-52, 3:37)
Browns	OT	0:02	G.Joseph 37 yd. Field Goal (7-65, 2:55)

#### TEAM STATISTICS

	BAL	CLE
FIRST DOWNS:	25	20
TIME OF POSSESSION:	33:42	36:16
TOTAL NET YARDS: (RU/PA):	410 (116/294)	405 (123/282)
SACKS/YARDS:	5/38	2/4
PUNTS/AVERAGE:	8-45.8	9-50.2
PENALTIES/YARDS:	4-54.5	10-66
FUMBLES/LOST:	2/1	1/0

#### INDIVIDUAL STATISTICS

**PASSING:** BAL: J.Flacco 29-56-298 (INT), L.Jackson 0-1; CLE: B.Mayfield 25-43-342 (TD, INT)  
**RUSHING:** BAL: A.Collins 12-59, J.Allen 8-34, J.Flacco 2-13, L.Jackson 3-10; CLE: C.Hyde 17-63, D.Johnson Jr 5-35, B.Mayfield 2-23, N.Chubb 3-2, R.Streater 1-11.  
**RECEIVING:** BAL: M.Crabtree 6-66, J.Allen 6-44, W.Snead IV 5-55, J.Brown 4-58, M.Williams 2-8, C.Moore 1-20, M.Andrews 1-16, N.Boyle 1-10, A.Collins 1-7, H.Hurst 1-7, D.Turner 1-7; CLE: D.Njoku 6-69, J.Landry 5-69, R.Higgins 3-66, D.Willies 3-61, A.Callaway 3-22, C.Hyde 2-14, S.DeValve 1-26, D.Fells 1-8, D.Johnson Jr 1-7.

## WEEK 6, GAME 6



### CHARGERS 38 BROWNS 14

Oct. 14, 2018

FirstEnergy Stadium, Cleveland, Ohio



The Cleveland Browns fell to the Los Angeles Chargers, 38-14, for the second time in as many seasons, at FirstEnergy Stadium. Led by RB Melvin Gordon III's three rushing touchdowns and WR Tyrell Williams' two receiving touchdowns, the Chargers scored five total times and collected 449 yards of total offense. Browns QB Baker Mayfield accounted for 238 yards on 22 completions, adding a fourth-quarter touchdown to TE David Njoku. K Greg Joseph connected on two second-quarter field goals and Mayfield found WR Antonio Callaway on a successful two-point conversion attempt to account for Cleveland's 14 points. The Browns have now successfully converted four two-point conversion attempts on the season, the first time that a Browns team has had four in a single season since 1994. After Gordon III's first rushing touchdown in the first quarter, Joseph connected on a 33-yard field goal less than three minutes into the second frame to give the Browns their first points. Los Angeles tallied on Williams' two receiving touchdowns, before Joseph hit his second field goal of the game, this time from 28 yards out. At the half, the score was 21-6, in favor of the Chargers. Out of the intermission, Gordon III had his final two out of three total rushing touchdowns, giving the Bolts their largest lead of the game (29 points) through three quarters of play. In the fourth quarter, Mayfield orchestrated a seven-play, 42-yard drive that was capped by Njoku's touchdown. K Michael Badgley made a 44-yard field goal with four minutes remaining to finalize the score, 38-14.

TEAM	1	2	3	4	F
Los Angeles	7	14	14	3	38
Cleveland	0	6	0	8	14

#### SCORING SUMMARY

Team	Q	Time	Play
Chargers	1	10:14	M.Gordon 4 yd. run (M.Badgley kick) (5-57, 2:32)
Browns	2	12:47	G.Joseph 33 yd. Field Goal (7-18, 2:13)
Chargers	2	6:34	TyWilliams 45 yd. pass from P.Rivers (M.Badgley kick) (2-89, 1:12)
Chargers	2	0:51	TyWilliams 29 yd. pass from P.Rivers (M.Badgley kick) (6-77, 1:22)
Browns	2	0:00	G.Joseph 28 yd. Field Goal (8-59, 0:51)
Chargers	3	11:49	M.Gordon 10 yd. run (M.Badgley kick) (11-10, 0:05)
Chargers	3	3:12	M.Gordon 11 yd. run (M.Badgley kick) (11-81, 7:10)
Browns	4	12:26	D.Njoku 1 yd. pass from B.Mayfield (B.Mayfield-A.Callaway pass) (7-42, 1:50)
Chargers	4	4:15	M.Badgley 44 yd. Field Goal (5-1-1, 2:37)

#### TEAM STATISTICS

	LAC	CLE
FIRST DOWNS:	24	18
TIME OF POSSESSION:	33:42	36:16
TOTAL NET YARDS: (RU/PA):	449 (246/203)	317 (103/214)
SACKS/YARDS:	5/24	1/12
PUNTS/AVERAGE:	5-41.8	6-40.3
PENALTIES/YARDS:	10-72	6-53
FUMBLES/LOST:	2/0	1/0

#### INDIVIDUAL STATISTICS

**PASSING:** LAC: P.Rivers 11-20-207 (2 TD, INT), G.Smith 1-1-8; CLE: B.Mayfield 22-46-238 (TD, 2 INT).  
**RUSHING:** LAC: M.Gordon III 18-132 (3 TD), A.Ekeler 7-60, K.Allen 4-41, M.Williams 1-10, J.Jackson 3-4, TyWilliams 1-1, G.Smith 2-(-2); CLE: D.Johnson 2-36, C.Hyde 14-34, N.Chubb 3-25, B.Mayfield 2-8.  
**RECEIVING:** LAC: TyWilliams 3-118 (2 TD), K.Allen 4-62, M.Gordon 2-18, J.Jackson 1-8, A.Gates 1-5, M.Williams 1-4; CLE: D.Ratley 6-82, D.Johnson 4-73, D.Njoku 7-65, J.Landry 2-11, A.Callaway 2-9, O.Charles 1-8.



# 2018 GAME SUMMARIES

## WEEK 7, GAME 7

### BROWNS 23 BUCCANEERS 26

Oct. 21, 2018 (OT)

Raymond James Stadium, Tampa, Fla.



In Cleveland's fourth overtime game of the season, the Browns fell on the road to the Tampa Bay Buccaneers, 26-23. The overtime matchup tied a franchise record for overtime games in a season. Despite scoring two touchdowns in the fourth quarter and overcoming a 14-point halftime deficit, the Browns fell to 2-4-1 on the season when Buccaneers K Chandler Catanzaro made a 59-yard field goal in extra time. Browns QB Baker Mayfield completed 23 of 34 passes for 215 yards and two touchdowns. WR Jarvis Landry paced Cleveland's offense by setting a season-high mark of 10 receptions and accounted for 97 yards. Landry also caught his second touchdown of the season. The Browns forced four turnovers against the Buccaneers, advancing their season mark to 20 takeaways. Browns P Britton Colquitt averaged a season-best 51.7 yards per punt, notching a career-long 79 yard punt before the end of the first half to pin the Buccaneers at their own one-yard line. On Tampa Bay's opening drive, Browns DL Trevon Coley stopped Bucs RB Peyton Barber in the end zone for a safety, opening the afternoon's scoring. However, Cleveland would punt on each of their first six possessions, while Tampa Bay took a 15-2 lead after the first half. After the half and down by two touchdowns, Mayfield threw his first touchdown pass of the afternoon to TE David Njoku to bring the Browns within one score. Tampa Bay answered with RB Ronald Jones' rushing score from two yards out, capping a 13-play, 73-yard series. Cleveland answered by orchestrating their longest drive of the game, as rookie RB Nick Chubb rushed for a one-yard score less than three minutes into the fourth quarter. After a DB Jabrill Peppers 32-yard punt return to put the Browns inside of Tampa Bay's 20-yard line, Mayfield found Landry for the game-tying score with less than three minutes remaining in regulation. Set up for a game-winning field goal, Catanzaro missed wide right as time expired to force overtime. Browns LB Jamie Collins Sr. intercepted Bucs QB Jameis Winston on the first drive, but after an exchange of punts, Catanzaro redeemed himself by connecting on a 59-yard boot to down the Browns.

TEAM	1	2	3	4	OT	F
Cleveland	2	0	7	14	0	23
Tampa Bay	3	13	7	0	3	26

#### SCORING SUMMARY

Team	Q	Time	Play
Browns	1	9:18	P.Barber tackled in end zone by T.Coley for a Safety
Bucs	1	3:02	C.Catanzaro 38 yd. Field Goal (11-52, 4:26)
Bucs	2	14:54	D.Jackson 14 yd. run (kick failed, hrd) (6-55, 14:44)
Bucs	2	7:58	J.Winston 14 yd. run (C.Catanzaro kick) (10-75, 5:22)
Browns	3	13:01	D.Njoku 15 yd. pass from B.Mayfield (G.Joseph kick) (3-26, 1:22)
Bucs	3	0:28	R.Jones 2 yd. run (C.Catanzaro kick) (13-73, 6:30)
Browns	4	12:17	N.Chubb 1 yd. run (G.Joseph kick) (7-75, 3:11)
Browns	4	2:28	J.Landry 16 yd. pass from B.Mayfield (G.Joseph kick) (1-16, 0:08)
Bucs	OT	1:50	C.Catanzaro 59 yd. Field Goal (6-7, 1:22)

#### TEAM STATISTICS

	CLE	TB
FIRST DOWNS	17	34
TIME OF POSSESSION	30:27	37:43
TOTAL NET YARDS: (RU/PA)	305 (119/186)	466(149/217)
SACKS/YARDS:	4/23	5/29
PUNTS/AVERAGE:	9-51.7	4-46.8
PENALTIES/YARDS:	14-114	8-65
FUMBLES/LOST:	2/1	3/2

#### INDIVIDUAL STATISTICS

**PASSING:** CLE: B.Mayfield 23-34-215 (2 TD); TB: J.Winston 32-52-365 (2 INT).  
**RUSHING:** CLE: N.Chubb 18-80 (TD), B.Mayfield 4-43, D.Johnson Jr. 1-4-0; TB: J.Winston 10-55 (TD), P.Barber 11-30, R.Jones 6-13 (TD), D.Jackson 2-8 (TD), J.Rodgers 3-8.

**RECEIVING:** CLE: J.Landry 10-97 (TD), D.Njoku 4-52 (TD), D.Johnson Jr. 4-23, D.Ratley 3-23, A.Callaway 1-14, B.Perriman 1-6; TB: M.Evans 7-107, D.Howard 5-67, C.Godwin 5-59, A.Humphries 4-37, D.Jackson 2-25, C.Brake 3-23, A.Auclair 3-15, R.Jones 1-15, J.Rodgers 1-11, A.Cross 1-6.

## WEEK 8, GAME 8

### BROWNS 18 STEELERS 33

Oct. 28, 2018

Heinz Field, Pittsburgh, Pa.



The Cleveland Browns fell to the Pittsburgh Steelers, 33-18, at Heinz Field in Pittsburgh, Pa. The loss was Cleveland's first in 2018 division play. The 1-1 start against division opponents is the club's best mark through the first three divisional games since 2013 (2-1). The Browns opened the game with an 11-play, 66-yard scoring drive that was capped by K Greg Joseph's 34-yard field goal, which was Cleveland's first score on an opening possession this season. Following Browns DB Derrick Kindred's interception, Joseph connected on his second attempt of the day from 45 yards out to give the Browns a 6-0 lead at the end of the first quarter. Pittsburgh answered early in the second quarter with a 43-yard touchdown pass from QB Ben Roethlisberger to WR Antonio Brown. Steelers DB Joe Haden intercepted Mayfield, as Pittsburgh orchestrated a 16-play, 87-yard drive, capped by a Brown receiving touchdown to lead 14-6 at the half. In the second half, Pittsburgh gained two points off a safety, as Browns LB Desmond Harrison was called for a holding penalty in the Browns' end zone. A free kick ensued, which the Browns recovered, setting up a WR Antonio Callaway one-yard receiving touchdown from Mayfield. After the missed extra point, Pittsburgh put together a five-play, 75-yard scoring drive, capped by a Conner 12-yard touchdown run. After regaining possession off of an exchange of punts, Steelers K Chris Boswell connected from 49 yards out, his longest kick of the season, to give Pittsburgh a 25-12 lead through three and a half quarters. Conner added an exclamation point to Pittsburgh's day, scoring a 22-yard rushing touchdown just before the two-minute warning. Browns TE Seth DeVale caught his first touchdown of the season with six seconds remaining in regulation to give Mayfield his second passing score of the game. A failed two-point conversion attempt drew the final tally to 33-18.

TEAM	1	2	3	4	F
Cleveland	6	0	6	6	18
Pittsburgh	0	14	9	10	33

#### SCORING SUMMARY

Team	Q	Time	Play
Browns	1	9:10	G.Joseph 34 yd. Field Goal (11-66, 5:50)
Browns	1	2:34	G.Joseph 45 yd. Field Goal (6-29, 2:20)
Steelers	2	11:26	A.Brown 43 yd. pass from B.Roethlisberger (C.Boswell kick) (6-69, 2:03)
Steelers	2	0:08	A.Brown 1 yd. pass from B.Roethlisberger (C.Boswell kick) (16-87, 7:12)
Steelers	3	8:07	Penalty on D.Harrison enforced in end zone for a Safety
Browns	3	5:24	A.Callaway 1 yd. pass from B.Mayfield (kick failed, wl) (4-24, 2:43)
Steelers	3	2:42	J.Conner 12 yd. run (C.Boswell kick) (5-75, 2:42)
Steelers	4	13:29	C.Boswell 42 yd. Field Goal (7-31, 2:46)
Steelers	4	2:04	J.Conner 22 yd. run (C.Boswell kick) (10-65, 5:37)
Browns	4	0:06	S.DeVale 24 yd. pass from B.Mayfield (pass failed) (9-75, 1:58)

#### TEAM STATISTICS

	CLE	PIT
FIRST DOWNS	17	25
TIME OF POSSESSION	27:48	32:12
TOTAL NET YARDS: (RU/PA)	237 (74/163)	421(168/253)
SACKS/YARDS:	1/4	2/7
PUNTS/AVERAGE:	5-47.0	4-44.0
PENALTIES/YARDS:	7-52	8-60
FUMBLES/LOST:	0/0	3/1

#### INDIVIDUAL STATISTICS

**PASSING:** CLE: B.Mayfield 22-36-180 (2 TD, INT); PIT: B.Roethlisberger 24-36-257 (2 TD, INT).

**RUSHING:** CLE: N.Chubb 19-65, B.Mayfield 1-9, D.Johnson 2-0; PIT: J.Conner 24-146 (2 TD), J.Samuels 4-17, B.Roethlisberger 2-6, J.Dobbs 1-1.

**RECEIVING:** CLE: J.Landry 8-39, A.Callaway 5-36 (TD), S.DeVale 2-28 (TD), D.Hilliard 1-24, D.Ratley 1-21, D.Johnson 2-16, N.Chubb 2-10, D.Fells 1-6; PIT: A.Brown 6-74 (2 TD), J.Conner 5-66, V.McDonald 3-47, J.Smith-Schuster 4-33, J.Hunter 2-15, S.Ridley 2-13, J.James 2-9.



# 2018 GAME SUMMARIES

## WEEK 9, GAME 9



### CHIEFS 37 BROWNS 21

Nov. 4, 2018  
FirstEnergy Stadium, Cleveland, Ohio



The Cleveland Browns fell to the Kansas City Chiefs, 37-21, in interim head coach Gregg Williams' first game at the helm. Kansas City scored five touchdowns in their first six possessions, with Cleveland natives RB Kareem Hunt and TE Travis Kelce each accounting for multiple scores. Browns rookie QB Baker Mayfield threw for 297 yards on 29 completions and two touchdowns for his third consecutive game with multiple passing scores. RB Duke Johnson Jr., who led the Browns in receiving in 2017, tied a career high with nine receptions and accounted for 78 receiving yards and two touchdowns. After a Chiefs' opening-possession touchdown, the Browns scored on consecutive drives, both of which were at least 11 plays, to notch a 14-9 game midway through the second quarter. K Greg Joseph also made a career-long 51-yard field goal in the first quarter, followed by a RB Nick Chubb touchdown on the ensuing drive. Hunt then punched in his second score of the afternoon to give the Chiefs an edge with two minutes left in the half. Johnson Jr. caught his first receiving touchdown of the game with 26 seconds remaining in the first half. Following halftime, Kelce and Hunt each scored on Kansas City's two possessions in the third quarter, giving Kelce his second and Hunt his third total touchdown of the contest. Three seconds into the final quarter, Johnson Jr. scored his second touchdown of the game, bringing Cleveland within 13 points, 34-21. Chiefs K Harrison Butker made a 39-yard field goal later in the final quarter, drawing the final score to 37-21 in favor of Kansas City.

TEAM	1	2	3	4	F
Kansas City	7	14	13	3	37
Cleveland	3	12	0	6	21

#### SCORING SUMMARY

Team	Q	Time	Play
Chiefs	1	8:14	K.Hunt 50 yd. pass from P.Mahomes (H.Butker kick) (7-95, 2:43)
Browns	1	2:45	G.Joseph 51 yd. Field Goal (11-42, 5:29)
Chiefs	2	13:30	T.Kelce 11 yd. pass from P.Mahomes (H.Butker kick) (7-75, 4:15)
Browns	2	6:29	N.Chubb 3 yd. run (pass failed) (12-75, 7:01)
Chiefs	2	2:24	K.Hunt 1 yd. run (H.Butker kick) (6-75, 4:05)
Browns	2	0:26	D.Johnson 19 yd. pass from B.Mayfield (pass failed) (9-79, 1:58)
Chiefs	3	10:03	T.Kelce 13 yd. pass from P.Mahomes (H.Butker kick) (10-75, 4:57)
Chiefs	3	7:28	K.Hunt 10 yd. run (kick failed, hru) (2-21, 0:35)
Browns	4	14:57	D.Johnson 5 yd. pass from B.Mayfield (pass failed) (15-75, 7:31)
Chiefs	4	9:27	H.Butker 39 yd. Field Goal (11-54, 5:30)

#### TEAM STATISTICS

	KC	CLE
FIRST DOWNS:	27	26
TIME OF POSSESSION:	29:09	30:51
TOTAL NET YARDS: (RU/PA):	499 (139/360)	388 (132/256)
SACKS/YARDS:	2/22	2/15
PUNTS/AVERAGE:	2-31.5	2-19.5
PENALTIES/YARDS:	11-66	4-20
FUMBLES/LOST:	0/0	3/1

#### INDIVIDUAL STATISTICS

**PASSING:** KC: P.Mahomes 23-32-375 (3 TD, INT); CLE: B.Mayfield 29-42-297 (2 TD, INT).  
**RUSHING:** KC: K.Hunt 17-91 (2 TD), P.Mahomes 2-18, T.Hill 2-16, S.Ware 2-12, S.Watkins 1-2; CLE: N.Chubb 22-85 (TD), B.Perriman 2-9, D.Johnson Jr. 1-8.  
**RECEIVING:** KC: T.Kelce 7-99 (2 TD), S.Watkins 5-62, T.Hill 4-69, S.Ware 4-69, K.Hunt 1-50 (TD), C.Conley 1-23, D.Robinson 1-3; CLE: D.Johnson Jr. 9-78 (2 TD), J.Landry 6-50, D.Njoku 4-53, A.Callaway 3-51, R.Higgins 3-19, B.Perriman 2-36, D.Retley 2-16, N.Chubb 1-5.

## WEEK 10, GAME 10



### FALCONS 16 BROWNS 28

Nov. 11, 2018  
FirstEnergy Stadium, Cleveland, Ohio



The Cleveland Browns defeated the Atlanta Falcons, 28-16, for the team's third home win of the season. Browns QB Baker Mayfield completed each of his first 13 attempts to begin the game, carrying a perfect passer rating (158.3) into the third quarter. Mayfield finished the game with 17 completions for 216 yards and a career-best three passing touchdowns, recording his fourth consecutive multi-touchdown game. Mayfield finished the contest with a 151.2 rating, the best ever by a Browns rookie QB in a single contest. Browns RB Nick Chubb rushed for a career-best 176 yards, recording the franchise's longest run in history on a 92-yard score in the third quarter. For the second consecutive week, RB Duke Johnson Jr. led the team in receptions, recording four for 31 yards and a touchdown. Following an exchange of punts, Mayfield found WR Rashard Higgins for a 28-yard score, his second of the season, to give Cleveland an early 7-0 lead following a K Greg Joseph PAT. The Falcons answered on the ensuing possession, then again one possession later following a Browns interception. With a subsequent WR Julio Jones one-yard touchdown reception, Atlanta had their largest lead of the game, 10-7, with a little over five minutes remaining in the half. Chubb then put an exclamation point on an eight-play, 80-yard scoring drive with a 13-yard receiving touchdown, giving the Browns the lead, 14-10, heading into the intermission. Out of the break and after an Atlanta fumble, Johnson Jr. caught an 11-yard passing touchdown, Mayfield's third passing score of the game, with 10:27 remaining in the third quarter. After forcing Atlanta to punt, Chubb broke free on the second play of the drive for his 32-yard rushing score to grant Cleveland their third-straight scoring possession. Following Chubb's third quarter score, the Browns had their largest lead of the game, 28-10. Atlanta TE Austin Hooper scored with 4:24 remaining in regulation to draw the final score to 28-16.

TEAM	1	2	3	4	F
Atlanta	0	10	0	6	16
Cleveland	7	7	14	0	28

#### SCORING SUMMARY

Team	Q	Time	Play
Browns	1	4:36	R.Higgins 28 yd. pass from B.Mayfield (G.Joseph kick) (8-88, 4:55)
Falcons	2	12:18	G.Tavescchio 40 yd. Field Goal (14-53, 7:18)
Falcons	2	5:04	J.Jones 1 yd. pass from M.Ryan (G.Tavescchio kick) (6-45, 3:26)
Browns	2	0:55	N.Chubb 13 yd. pass from B.Mayfield (G.Joseph kick) (8-80, 4:09)
Browns	3	10:27	D.Johnson 11 yd. pass from B.Mayfield (G.Joseph kick) (6-41, 3:00)
Browns	3	8:45	N.Chubb 92 yd. run (G.Joseph kick) (2-92, 0:16)
Falcons	4	4:24	A.Hooper 3 yd. pass from M.Ryan (pass failed) (13-69, 4:03)

#### TEAM STATISTICS

	ATL	CLE
FIRST DOWNS:	25	19
TIME OF POSSESSION:	31:23	28:37
TOTAL NET YARDS: (RU/PA):	382 (71/311)	427 (211/216)
SACKS/YARDS:	0/0	2/19
PUNTS/AVERAGE:	3-39.3	4-46.8
PENALTIES/YARDS:	1-5	7-38
FUMBLES/LOST:	4/2	1/0

#### INDIVIDUAL STATISTICS

**PASSING:** ATL: M.Ryan 35-51-330 (2 TD); CLE: B.Mayfield 17-20-216 (3 TD), D.Hilliard 0-1-0 (INT).  
**RUSHING:** ATL: T.Coleman 11-44, M.Ryan 3-13, I.Smith 4-11, C.Ridley 1-3; CLE: N.Chubb 20-176 (TD), B.Mayfield 6-20, D.Johnson Jr. 3-15.  
**RECEIVING:** ATL: A.Hooper 1-56 (TD), J.Jones 7-107 (TD), M.Sanu 6-47, I.Smith 4-15, C.Ridley 3-37, T.Coleman 3-19, L.Paulsen 2-13, E.Saubert 1-17, M.Hall 1-12, J.Hardy 1-7; CLE: D.Johnson Jr. 4-31 (TD), N.Chubb 3-33 (TD), A.Callaway 2-39, B.Perriman 2-33, J.Landry 2-22, R.Higgins 1-28 (TD), D.Njoku 1-16, D.Hilliard 1-6, D.Charles 1-6.



## 2018 GAME SUMMARIES

### WEEK 12, GAME 11



**BROWNS 35  
BENGALS 20**

Nov. 25, 2018

Paul Brown Stadium, Cincinnati, Ohio



### WEEK 13, GAME 12



**BROWNS 13  
TEXANS 29**

Dec. 2, 2018

NRG Stadium, Houston, Texas



The Cleveland Browns defeated the Cincinnati Bengals, 35-20, to secure the team's first road win since Week 5 of 2015. The Browns scored touchdowns on all four of their first-half possessions and continued the trend into the second half with a touchdown on the opening drive of the third quarter. QB Baker Mayfield threw for a career-best four touchdowns on 19 completions, along with 258 yards and no interceptions. Mayfield's four touchdown passes broke the franchise's rookie record for most passing touchdowns in a season (17), doing so in just his eighth NFL start. The Browns opened the game with Mayfield completing all six of his opening-drive pass attempts for 71 yards, which was capped by a rushing touchdown from RB Nick Chubb. Following a blocked field goal by DL Myles Garrett, Cleveland capped a four-play, 56-yard series with a 13-yard passing touchdown from Mayfield to WR Antonio Callaway. On the Browns' third possession of the game, they amassed a 12-play, 98-yard touchdown drive, ending with a TE David Njoku six-yard receiving score. After QB Damarious Randall recorded his third interception of the season, Mayfield found Chubb for the rookie RB's second score of the half, connecting from 14 yards out to give the Browns the team's largest lead over an opponent this season, 29-0. Bengals WR John Ross caught a two-yard touchdown pass before the half to cut into Cleveland's lead. Following the intermission, the Browns capitalized on a DL Emmanuel Ogbah fumble recovery, as TE Darren Fells caught Mayfield's fourth scoring pass of the game. Cincinnati rallied for touchdowns on back-to-back possessions later in the game, narrowing Cleveland's lead to two scores. Cleveland's defense ended the game by converting Cincinnati's final two possessions to consecutive turnovers on downs, cementing the final score, 35-20.

TEAM	1	2	3	4	F
Cleveland	14	14	7	0	35
Cincinnati	0	7	7	6	20

#### SCORING SUMMARY

Team	Q	Time	Play
Browns	1	9:11	N.Chubb 1 yd. run (G.Joseph kick) (10-78, 5:49)
Browns	1	1:37	A.Callaway 13 yd. pass from B.Mayfield (G.Joseph kick) (4-56, 1:24)
Browns	2	9:18	D.Njoku 6 yd. pass from B.Mayfield (G.Joseph kick) (12-96, 5:47)
Browns	2	2:25	N.Chubb 14 yd. pass from B.Mayfield (G.Joseph kick) (11-59, 6:44)
Bengals	2	0:32	J.Ross 2 yd. pass from A.Dalton (R.Bullock kick) (9-75, 1:53)
Browns	3	12:56	D.Fells 8 yd. pass from B.Mayfield (G.Joseph kick) (2-7, 0:45)
Bengals	3	4:56	T.Boyd 28 yd. pass from J.Driskel (R.Bullock kick) (9-75, 5:39)
Bengals	4	7:57	J.Driskel 2 yd. run (kick failed, hlu) (14-94, 6:54)

TEAM STATISTICS	CLE	CIN
FIRST DOWNS:	24	25
TIME OF POSSESSION:	32:04	27:56
TOTAL NET YARDS: (RU/PA):	342 (84/258)	372 (239/43)
SACKS/YARDS:	1/12	0/0
PUNTS/AVERAGE:	4-47.0	2-49.5
PENALTIES/YARDS:	7-61	13-96
FUMBLES/LOST:	0/0	1/1

#### INDIVIDUAL STATISTICS

**PASSING:** CLE: B.Mayfield 19-26-258 (4 TD); CIN: A.Dalton 10-17-100 (TD, INT), J.Driskel 17-29-155 (TD).  
**RUSHING:** CLE: N.Chubb 18-89-84 (TD), D.Johnson Jr. 2-16, B.Mayfield 4-4-4, B.Perriman 1-1-2; CIN: J.Mixon 14-89, A.Dalton 2-21, B.Bernard 1-1-0, J.Driskel 3-9 (TD).  
**RECEIVING:** CLE: D.Njoku 5-63 (TD), A.Callaway 4-62 (TD), N.Chubb 3-44 (TD), J.Landry 3-30, R.Higgins 1-24, D.Johnson Jr. 1-23, B.Perriman 1-6, D.Fells 1-6 (TD); CIN: T.Boyd 7-85 (TD), J.Mixon 7-66, C.Uzomah 6-38, J.Ross 3-31 (TD), A.Tate 2-15, G.Bernard 1-12, C.Core 1-7.

Despite two second-half red zone touchdowns, the Cleveland Browns fell to the Houston Texans, 29-13, on the road in Week 13. Browns QB Baker Mayfield finished the game with 397 passing yards and a touchdown, doing most of his work in the second half. Mayfield completed 24 of 30 attempts for 351 yards and a touchdown in the second half alone. His 351 second-half passing yards were the most by any NFL QB since 2016. Houston K Ka'imi Fairbairn converted a Texans field goal on the team's opening possession of the game. Following a Browns punt, Houston scored on an 11-yard touchdown reception to TE Jordan Thomas. Midway through the second quarter, Texans ILB Zach Cunningham returned a Mayfield interception 38 yards for a touchdown. After two more Fairbairn field goals, Houston took a 23-0 lead into the halftime period. Out of the break, Mayfield orchestrated a nine-play, 75-yard scoring drive, which was capped by a Nick Chubb two-yard touchdown rush to put the Browns on the scoreboard. On the scoring drive, Mayfield completed all five of his pass attempts for 73 yards to set up Chubb's club-record seventh rushing score of his rookie campaign. Fairbairn added a 53-yard field goal in the third quarter and a 38-yard field goal in the fourth quarter to extend Houston's lead. Toward the end of the fourth quarter, Mayfield again put together a nine-play, 75-yard scoring drive, ending with a WR Rashad Higgins 17-yard touchdown reception. Following an opening-drive incompleteness, Mayfield connected on eight consecutive passes for all 75 of the possession's accrued yards. The two second-half touchdowns helped Cleveland close the scoring differential gap, leading to the final score of 29-13.

TEAM	1	2	3	4	F
Cleveland	0	0	7	6	13
Houston	10	13	3	3	29

#### SCORING SUMMARY

Team	Q	Time	Play
Texans	1	8:12	K.Fairbairn 35 yd. Field Goal (13-63, 6:48)
Texans	1	0:38	J.Thomas 11 yd. pass from D.Watson (K.Fairbairn kick) (10-62, 5:38)
Texans	2	7:26	Z.Cunningham 38 yd. interception return (K.Fairbairn kick)
Texans	2	3:19	K.Fairbairn 42 yd. Field Goal (7-27, 3:18)
Texans	2	0:01	K.Fairbairn 48 yd. Field Goal (10-50, 1:43)
Browns	3	9:39	N.Chubb 2 yd. run (G.Joseph kick) (9-75, 5:21)
Texans	3	5:26	K.Fairbairn 53 yd. Field Goal (9-40, 4:13)
Texans	4	5:46	K.Fairbairn 38 yd. Field Goal (8-44, 3:59)
Browns	4	2:58	R.Higgins 17 yd. pass from B.Mayfield (pass failed) (9-75, 2:46)

TEAM STATISTICS	CLE	HOU
FIRST DOWNS:	20	25
TIME OF POSSESSION:	22:25	37:35
TOTAL NET YARDS: (RU/PA):	428 (31/397)	384 (287/97)
SACKS/YARDS:	4/27	0/0
PUNTS/AVERAGE:	2-45.5	3-38.0
PENALTIES/YARDS:	6-45	5-77
FUMBLES/LOST:	1/1	2/0

#### INDIVIDUAL STATISTICS

**PASSING:** CLE: B.Mayfield 29-43-397 (TD, 3 INT); HOU: D.Watson 22-31-224 (TD).  
**RUSHING:** CLE: N.Chubb 9-31 (TD); HOU: L.Miller 19-103, A.Blake 13-62, D.Watson 7-30.  
**RECEIVING:** CLE: J.Landry 6-103, A.Callaway 3-84, R.Higgins 4-62 (TD), N.Chubb 3-41, D.Hilliard 4-40, B.Perriman 2-26, S.DeValve 1-19, D.Johnson Jr. 2-12, D.Njoku 3-8, D.Ratley 1-2; HOU: D.Hopkins 7-91, D.Thomas 3-32, J.Thomas 3-32, D.Carter 6-32, J.Atkins 1-13, L.Miller 1-12, R.Griffin 1-12.



# 2018 GAME SUMMARIES

STAFF

PLAYERS

2018 SEASON

HISTORY

RECORDS

GAME DAY

## WEEK 14, GAME 13



**PANTHERS 20  
BROWNS 21**

Nov. 4, 2018

FirstEnergy Stadium, Cleveland, Ohio



The Cleveland Browns defeated the Carolina Panthers, 26-20, to advance to 5-7-1 on the season. Cleveland secured their fourth home win, honing the club's second-best winning percentage (.643) at home since the team returned in 1999. Cleveland's nine fourth-quarter points propelled the Browns to a come from behind victory. Carolina scored on a RB Christian McCaffrey rush to take the early 7-0 lead on the game's opening possession. Then, on the Browns' first offensive play of the game, QB Baker Mayfield hit WR Breshad Perriman on a 66-yard reception, leading to the team's first score of the game. WR Jarvis Landry rushed for a three-yard touchdown, tying the game up at 7-7 through one quarter of play. McCaffrey then capitalized on a Cleveland fumble to take a 14-7 lead early in the second quarter, before Landry caught a 50-yard touchdown pass from Mayfield to tie the game up, 14-14. An exchange of field goals from Panthers K Chandler Catanzaro and Browns K Greg Joseph took the halftime score to 17-17. Catanzaro logged the only score in the third frame, a 34-yard field goal, before Browns RB Nick Chubb punched in a four-yard rushing score to give Cleveland their first lead of the game, less than two minutes into the fourth quarter. With over 8:50 remaining, Joseph connected on a 41-yard field goal, as the Browns defense stopped Carolina's final two drives down the stretch. Browns DB Damarious Randall logged his fourth interception of the season on Carolina's final possession to forbid a Panthers rout and lead to the final score of 26-20.

TEAM	1	2	3	4	F
Carolina	7	10	3	0	20
Cleveland	7	10	0	9	26

### SCORING SUMMARY

Team	Q	Time	Play
Panthers	1	9:17	C.McCaffrey 4 yd. run (C.Catanzaro kick) (10-65, 5:43)
Browns	1	7:41	J.Landry 3 yd. run (G.Joseph kick) (3-75, 1:36)
Panthers	2	14:13	C.McCaffrey 1 yd. run (C.Catanzaro kick) (5-17, 2:18)
Browns	2	8:27	J.Landry 51 yd. pass from B.Mayfield (G.Joseph kick) (8-75, 5:46)
Panthers	2	4:03	C.Catanzaro 30 yd. Field Goal (8-70, 4:24)
Browns	2	0:59	G.Joseph 49 yd. Field Goal (8-44, 3:04)
Panthers	3	7:11	C.Catanzaro 34 yd. Field Goal (10-38, 4:26)
Browns	4	13:05	N.Chubb 4 yd. run (kick failed, HUI) (6-75, 3:31)
Browns	4	8:46	G.Joseph 41 yd. Field Goal (6-40, 3:55)

TEAM STATISTICS	CAR	CLE
FIRST DOWNS	22	12
TIME OF POSSESSION:	33:50	26:10
TOTAL NET YARDS: (RU/PA):	393 (196/297)	348 (165/233)
SACKS/YARDS:	1/6	1/1
PUNTS/AVERAGE:	4-39.5	3-47.7
PENALTIES/YARDS:	10-68	7-52
FUMBLES/LOST:	0/0	3/2

### INDIVIDUAL STATISTICS

**PASSING:** CAR: C.Newton 26-42-265 (INT), T.Henicke 1-1-3; CLE: B.Mayfield 18-22-238 (TD), J.Landry 0-1-0.  
**RUSHING:** CAR: C.McCaffrey 16-63 (2 TD), C.Newton 5-23, C.Artis-Payne 1-5, J.Wright 1-5; CLE: N.Chubb 13-66 (TD), J.Landry 2-54 (TD), B.Mayfield 4-2, D.Johnson 2-61.  
**RECEIVING:** CAR: C.Samuel 4-80, I.Thomas 9-77, D.Moore 5-67, C.McCaffrey 6-38, J.Wright 3-36; CLE: B.Perriman 2-81, J.Landry 3-57, D.Njoku 3-35, D.Hilliard 2-20, R.Higgins 2-19, N.Chubb 4-17, O.Charles 1-9.

## WEEK 15, GAME 14



**BROWNS 17  
BRONCOS 16**

Dec. 15, 2018

Broncos Stadium at Mile High, Denver, Colo.



In the team's second primetime game of the season, the Cleveland Browns defeated the Denver Broncos, 17-16, to secure the team's fourth win in five games. QB Baker Mayfield threw for two passing touchdowns, his seventh multi-passing touchdown game in 11 career starts. RB Nick Chubb also collected his third 100-yard rushing performance of the season. On the offense's opening possession, Mayfield put together a four-play, 51-yard scoring drive, which was capped by a 31-yard touchdown reception from WR Breshad Perriman. The opening-drive touchdown was the unit's third in four games, which marks the first time that a Browns team has done so since the franchise returned in 1999. On the ensuing drive, Denver QB Case Keenum ran in a score from one yard out. Following a K Brandon McManus field goal early in the second quarter, Denver took their first lead of the game, 10-7. Cleveland then answered with a field goal of their own as K Greg Joseph connected from 40 yards out on the following possession. Each QB threw an interception before the half, drawing the halftime score to 10-10. Out of the intermission, Denver forced a fumble of Mayfield to end Cleveland's 15-play drive, turning the takeaway into points off another McManus field goal. Cleveland then capitalized off a DB T.J. Carrie interception, as WR Antonio Callaway caught his fourth touchdown of the season to help the Browns regain the lead, one the team would not relinquish. McManus then connected on his third successful attempt on the ensuing possession to draw the game within one victory. Cleveland would then hold off Denver's final offensive push to secure the victory.

TEAM	1	2	3	4	F
Cleveland	7	3	0	7	17
Denver	7	3	3	3	16

### SCORING SUMMARY

Team	Q	Time	Play
Browns	1	11:49	B.Perriman 31 yd. pass from B.Mayfield (G.Joseph kick) (4-51, 1:23)
Broncos	1	3:18	C.Keenum 1 yd. run (B.McManus kick) (13-68, 6:37)
Broncos	2	8:16	B.McManus 44 yd. Field Goal (12-61, 6:44)
Browns	2	4:53	G.Joseph 40 yd. Field Goal (9-53, 3:23)
Broncos	3	1:41	B.McManus 42 yd. Field Goal (8-36, 4:08)
Browns	4	11:44	A.Callaway 2 yd. pass from B.Mayfield (G.Joseph kick) (6-48, 2:57)
Browns	4	4:35	B.McManus 29 yd. Field Goal (13-64, 7:09)

TEAM STATISTICS	CLE	DEN
FIRST DOWNS:	21	22
TIME OF POSSESSION:	27:21	32:39
TOTAL NET YARDS: (RU/PA):	309 (134/175)	270 (32/238)
SACKS/YARDS:	2/19	2/13
PUNTS/AVERAGE:	4-48.5	3-41.3
PENALTIES/YARDS:	6-75	8-51
FUMBLES/LOST:	1/1	0/0

### INDIVIDUAL STATISTICS

**PASSING:** CLE: B.Mayfield 18-31-186 (2 TD, INT); DEN: C.Keenum 31-48-257 (2 INT).  
**RUSHING:** CLE: N.Chubb 20-100, D.Johnson Jr. 4-26, B.Mayfield 4-6; DEN: P.Lindsay 14-24, R.Freeman 4-7, C.Keenum 2-1 (TD).  
**RECEIVING:** CLE: J.Landry 3-37, A.Callaway 5-35 (TD), B.Perriman 1-31 (TD), D.Njoku 3-30, R.Higgins 2-30, D.Johnson Jr. 4-25; DEN: T.Patrick 5-65, D.Hamilton 7-46, M.LaCrosse 4-43, C.Sutton 5-42, P.Lindsay 4-20, B.Parker 2-18, O.Booker 2-17, A.Holmes 1-5, R.Freeman 1-1.



# 2018 GAME SUMMARIES

## WEEK 16, GAME 15



### BENGALS 18 BROWNS 26

Dec. 23, 2018

FirstEnergy Stadium, Cleveland, Ohio



The Cleveland Browns defeated the Cincinnati Bengals, 26-18, in the club's home finale at FirstEnergy Stadium in the 2018 season. Cleveland's defense kept the Bengals scoreless through three quarters, as RB Nick Chubb rushed for 112 yards on 19 carries, breaking the franchise's rookie rushing yard record. Browns QB Baker Mayfield completed 27 passes for 261 yards and three TDs, which places the rookie at 24 TDs this season, the third-most by an NFL rookie in a season. Following a scoreless opening quarter, Browns TE David Njoku caught a three-yard pass from Mayfield to open the scoring for the Browns, capping a 13-play, 74-yard drive. After forcing a Cincinnati three-and-out, Mayfield tossed another TD pass, his second of the game, to TE Darren Fells for the veteran's third TD this season. K Greg Joseph's extra point hit off of the right up-right, but 10 seconds before halftime, Joseph redeemed himself with a 37-yard field goal to take a 16-0 advantage into the break. At halftime, the Browns held Cincinnati to minus-15 net passing yards in the first half, the first time an NFL team has done so since 2015. On Cleveland's lone third quarter drive, Mayfield connected with WR Rashard Higgins on a 17-yard TD pass for his third passing score of the afternoon. Bengals K Randy Bullock connected on a 51-yard FG to prevent the shut out of Cincinnati's offense early in the fourth quarter. Joseph matched Bullock's score with a 31-yarder of his own, giving the Browns a 26-3 lead midway through the fourth quarter. Browns QB Jeff Driskel connected on two TD passes in the final five minutes to add 15 points, but it would not be enough to prevent the Browns from winning five out of their last six games.

TEAM	1	2	3	4	F
Cincinnati	0	0	0	18	18
Cleveland	0	16	7	3	26

#### SCORING SUMMARY

Team	Q	Time	Play
Browns	2	10:20	D.Njoku 3 yd. pass from B.Mayfield (G.Joseph kick) (13-74, 7:23)
Browns	2	7:12	D.Fells 1 yd. pass from B.Mayfield (kick failed, hru) (3-70, 1:33)
Browns	2	0:10	G.Joseph 37 yd. Field Goal (10-61, 4:45)
Browns	3	4:53	R.Higgins 17 yd. pass from B.Mayfield (G.Joseph kick) (9-87, 4:58)
Bengals	4	14:55	R.Bullock 51 yd. Field Goal (10-36, 4:58)
Browns	4	7:26	G.Joseph 31 yd. Field Goal (14-62, 7:29)
Bengals	4	4:56	C.Uzomah 14 yd. pass from J.Driskel (R.Bullock kick) (6-75, 2:30)
Bengals	4	2:56	J.Ross 3 yd. pass from J.Driskel (J.Driskel-C.Core pass) (3-23, 0:57)

#### TEAM STATISTICS

	CIN	CLE
FIRST DOWNS:	15	23
TIME OF POSSESSION:	24:29	35:31
TOTAL NET YARDS: (RU/PA):	209 (102/107)	493(443/47)
SACKS/YARDS:	0/0	3/26
PUNTS/AVERAGE:	5-49.8	3-29.3
PENALTIES/YARDS:	3-15	6-57
FUMBLES/LOST:	1/0	0/0

#### INDIVIDUAL STATISTICS

**PASSING:** CIN: J.Driskel 13-19-133 (2 TD); CLE: B.Mayfield 27-37-284 (3 TD).  
**RUSHING:** CIN: J.Mixon 17-68, J.Driskel 5-21, J.Ross 1-7, C.Fejedele 1-6; CLE: N.Chubb 19-112, B.Mayfield 6-16, D.Johnson 2-12, J.Landry 1-6.  
**RECEIVING:** CIN: C.Uzomah 4-49 (TD), C.Core 2-36, A.Erickson 2-35, J.Mixon 2-10, G.Bernard 2-0, J.Ross 1-3 (TD); CLE: R.Higgins 6-60 (TD), D.Johnson 6-54, J.Landry 4-47, D.Njoku 3-73 (TD), D.Fells 3-18 (TD), B.Perriman 2-76, N.Chubb 2-3, D.Hilliard 1-15, S.DeValve 1-1.

## WEEK 17, GAME 16



### BROWNS 24 RAVENS 26

Dec. 30, 2018

M&T Bank Stadium, Baltimore Md.



To finish the 2018 season, the Cleveland Browns fell to the Baltimore Ravens, 26-24, at M&T Bank Stadium. In the fourth quarter, QB Baker Mayfield recorded his third passing touchdown of the game, breaking the NFL rookie record for touchdown passes in a season with his 27. On Mayfield's first pass attempt of the game, Ravens CB Jimmy Smith picked off the rookie and Baltimore turned the takeaway into points off of a K Justin Tucker 38-yard field goal to take the early 3-0 lead. On the ensuing possession, Mayfield completed a 28-yard passing score to WR Breshad Perriman to take an early lead, 7-3. Baltimore answered as QB Lamar Jackson rushed in a score from 25 yards out to regain the lead, 10-7. Jackson followed suit on the Ravens' next possession, scoring another rushing touchdown, this time from eight yards away. Tucker then added another field goal with a little over six minutes remaining in the half. Baltimore took a 20-7 lead into halftime, as the Ravens offense scored on each of the unit's first four possessions to start the game. On Cleveland's first offensive possession of the second half, Mayfield faked a shovel pass to RB Duke Johnson Jr. and found WR Jarvis Landry for a 48-yard touchdown pass to draw the Browns within one score, 20-14. Tucker hit his third field goal of the game midway through the third quarter, which was matched by a Browns K Greg Joseph 35-yard field goal early in the fourth to keep the game within a six-point differential. Tucker then proceeded to connect on his fourth field goal of the game with 7:20 remaining in regulation. On the ensuing drive, Mayfield orchestrated a nine-play, 75-yard scoring series, capped by the history-making 27th passing touchdown of the season. Mayfield's throwing score to WR Antonio Callaway brought the Browns within two points down the stretch. The Browns defense forced Baltimore to a three-and-out, but the Ravens prevented a Cleveland rout with a game-clinching interception by ILB C.J. Mosley.

TEAM	1	2	3	4	F
Cleveland	7	0	7	10	24
Baltimore	10	10	3	3	26

#### SCORING SUMMARY

Team	Q	Time	Play
Ravens	1	9:27	J.Tucker 38 yd. Field Goal (9-41, 3:27)
Browns	1	8:22	B.Perriman 28 yd. pass from B.Mayfield (G.Joseph kick) (4-75, 1:05)
Ravens	1	4:46	L.Jackson 25 yd. run (J.Tucker kick) (7-69, 3:36)
Ravens	2	14:54	L.Jackson 8 yd. run (J.Tucker kick) (6-77, 2:54)
Ravens	2	6:11	J.Tucker 35 yd. Field Goal (8-64, 6:12)
Browns	3	12:27	J.Landry 48 yd. pass from B.Mayfield (G.Joseph kick) (1-48, 0:08)
Ravens	3	7:02	J.Tucker 44 yd. Field Goal (12-49, 5:25)
Browns	4	13:45	G.Joseph 35 yd. Field Goal (9-60, 4:08)
Ravens	4	7:20	J.Tucker 23 yd. Field Goal (12-78, 6:25)
Browns	4	3:24	A.Callaway 1 yd. pass from B.Mayfield (G.Joseph kick) (9-75, 3:56)

#### TEAM STATISTICS

	CLE	BAL
FIRST DOWNS:	18	24
TIME OF POSSESSION:	21:30	38:30
TOTAL NET YARDS: (RU/PA):	426 (50/376)	463(297/265)
SACKS/YARDS:	2/12	0/0
PUNTS/AVERAGE:	4-45.0	4-49.0
PENALTIES/YARDS:	4-35	10-65
FUMBLES/LOST:	0/0	2/1

#### INDIVIDUAL STATISTICS

**PASSING:** CLE: B.Mayfield 29-42-376 (3 TD, 3 INT); BAL: 14-24-179.  
**RUSHING:** CLE: N.Chubb 9-24, D.Johnson Jr. 4-21, B.Perriman 1-5; BAL: K.Dixon 12-117, L.Jackson 20-90 (2 TD), G.Edwards 12-76, T.Montgomery 2-13, M.Williams 1-0.  
**RECEIVING:** CLE: J.Landry 5-102 (TD), R.Higgins 4-85, A.Callaway 4-79 (TD), D.Njoku 3-62, B.Perriman 3-45 (TD), D.Johnson Jr. 1-3, D.Fells 1-3, N.Chubb 2-4-4; BAL: M.Andrews 4-54, H.Hurst 2-43, W.Snead IV 1-25, M.Crabtree 2-20, C.Moore 2-19, T.Montgomery 1-9, J.Brown 1-7, K.Dixon 1-2.

STAFF

PLAYERS

2018 SEASON

HISTORY

RECORDS

GAME DAY



A full-page background image featuring a man with a beard and intense expression, wearing a dark football jersey with the number 75 in large orange numerals. He has his arms raised in a celebratory or defiant gesture. The background is a fiery, orange-red texture. Overlaid on the center is a white rectangular box containing the word HISTORY in bold white capital letters.

**HISTORY**



The Cleveland Browns have one of the richest traditions in professional football, boasting eight league titles, including four NFL championships. In addition, 16 former Browns have been inducted into the Pro Football Hall of Fame in Canton, the ninth-most of any NFL franchise.

The Browns were founded in 1945 as a charter member of the All-America Football Conference (AAFC), under businessman Arthur B. "Mickey" McBride, who would name Paul Brown the team's general manager and head coach. The franchise conducted a team naming contest, and the No. 1 choice was "Browns," highlighting Paul Brown's popularity in the area. In addition to Brown, that first team consisted of future Hall of Famers in center Frank Gatski, quarterback Otto Graham, offensive tackle/kicker Lou Groza, receiver Dante Lavelli, fullback Marion Motley and lineman Bill Willis.

In their first season in the AAFC (1946), the Browns posted a 12-2 record and went on to defeat the New York Yankees in the league's inaugural championship game, 14-9. They were equally successful off the field, averaging more than 57,000 fans to their home games at Municipal Stadium. The Browns would go on to claim the AAFC title in all four years of the league's existence, including a 15-0 record in 1948.

In 1950, the Browns were one of only three AAFC teams to merge with the National Football League, along with the San Francisco 49ers and Baltimore Colts. Despite joining a more established league, Cleveland continued its success as they marched through the 1950 regular season with a 10-2 record before defeating the New York Giants in the playoffs and the Los Angeles Rams in the championship game. In fact, the Browns appeared in the NFL Championship game in each of their first seven years in the league (1950-56), coming away with three titles during that time (1950, 1954-55).

Quarterback Otto Graham guided the Browns to the championship game in all 10 of his professional seasons, helping the team capture seven titles (four AAFC and three NFL). Graham led the AAFC in passing all four years and led the NFL in passing twice (1953 and 1955), while totaling 23,584 passing yards combined in both leagues.

In 1957, the Browns selected Syracuse running back Jim Brown with the sixth overall pick of the NFL Draft. Brown would go on to lead the league in rushing that year with 942 yards in just 12 games as he was named NFL Rookie of the Year. He helped the Browns back to the NFL title game that season, although they dropped a 59-14 decision to the Detroit Lions. The following year,

Brown again led the league in rushing, with 1,527 yards and 27 touchdowns. It marked one of seven times over the next eight years in which he rushed for more than 1,100 yards.

After going consecutive seasons without making the playoffs for the first time in franchise history (1961-62), Blanton Collier took over for Paul Brown as head coach in 1963, and guided the team to a regular season record of 10-4 as they returned to the postseason, led by Jim Brown's career-high 1,863 rushing yards. The following year, the Browns put together a record of 10-3-1, capped by a 27-0 victory over Baltimore in the NFL Championship game. The 1964 season marked the first of three NFL title game appearances for the Browns over the next five years.

Following the 1965 season, Brown unexpectedly announced his retirement to pursue an acting career. In his final year, Brown rushed for 1,544 yards, the third straight year and eighth time in his nine NFL seasons that he topped the league's rushing chart.

Following Brown's retirement, Cleveland could not be derailed as the team qualified for the postseason in three of the next four years, including two NFL Championship game appearances (1968-69). Running back Leroy Kelly, an eighth-round draft choice of the team in 1964, rushed for more than 1,000 yards in three of those seasons (1966-68).

On Sept. 21, 1970, the Browns became part of history as they had the distinction of hosting the New York Jets in the first-ever Monday Night Football game, emerging with a 31-21 victory.

Collier wrapped up his coaching career following the 1970 season. He registered a 76-34-2 (.688) regular season record and guided the Browns to four NFL Championship games.

The decade of the 1970s started with the Browns making two trips to the playoffs in the first three years. Then came a stretch in which the Browns missed the postseason seven straight seasons (1973-79). In the final year of that span, however, the Browns, under the guidance of second-year Head Coach Sam Rutigliano put together a record of 9-7 and affectionately earned the nickname of the "Kardiac Kids." Of the team's nine victories that year, seven came by seven points or less. Two of those wins occurred in overtime while three others were decided within the final two minutes of regulation.

This excitement continued into the following season of 1980. After starting the year 2-3, the Browns reeled off five straight wins and victories in eight of their next nine. Of those eight triumphs, six came by six points or less. On the final week of the season, Don Cockroft's



22-yard field goal with less than two minutes to play lifted the Browns to a 27-24 victory over the Bengals at Cincinnati's Riverfront Stadium, as Cleveland captured its first AFC Central crown since 1971 and its first playoff berth since 1972.

In 1985, the franchise underwent a makeover as Marty Schottenheimer was named the team's sixth full-time head coach and the club selected University of Miami quarterback Bernie Kosar – a Youngstown native who grew up in Boardman, Ohio – in the NFL Supplemental Draft. By midseason of his rookie year, Kosar had cracked the starting lineup, leading the Browns to wins in four of his first six starts. Cleveland went on to post an 8-8 record that year, which was good for first place in the AFC Central division. That season, running backs Earnest Byner and Kevin Mack both topped the 1,000-yard rushing mark, a feat that would not be accomplished again by a pair of running backs on the same team in the same season until 2008.

The Browns seemed poised for their first playoff win since 1969 as they held a 21-3 third-quarter lead over the Dolphins at the Orange Bowl before Miami reeled off 21 unanswered points to come away with a 24-21 victory. With Kosar at the helm, the Browns would win three AFC Central division titles over the next four years (1986-87, 1989) and qualify for the playoffs on each occasion. Three of those four appearances resulted in a spot in the AFC Championship game, only to be stopped short of their ultimate destination by the Denver Broncos each time.

In Aug. of 1991, the Browns moved into a new administrative complex in Berea and began holding training camp there in July of the following year.

On Nov. 6, 1995, it was announced that the Browns had signed a deal to relocate to Baltimore for the following season. In Feb. 1996, the NFL announced that the Browns would be "deactivated" for three years and that a new stadium would be built for a new Browns team – either as an expansion team or one that would move from another city – that would begin play in 1999. Cleveland NFL Football (Cleveland Browns Trust) was formed by the NFL with Bill Futterer as President and NFL Commissioner Paul Tagliabue as Trustee. The Trust represented the NFL in the stadium design and construction, managed the sale of suites and club seats, and sold Permanent Seat Licenses and season tickets. In March 1998, at the owners meeting in Orlando, Tagliabue announced that the Browns would be an expansion team rather than a relocated team. On Sept. 8, 1998, the NFL awarded the new Cleveland Browns franchise to a group led by Alfred Lerner and the NFL formally transferred ownership on Oct. 23, 1998.

The new Cleveland Browns franchise played their first game on Aug. 9, 1999 when they edged the Dallas Cowboys, 20-17 in overtime, in the annual Hall of Fame Game at Fawcett Stadium in Canton to open the pre-season. They played their first regular season game on Sept. 12 against their long-time rival Pittsburgh Steelers at FirstEnergy Stadium. Their initial regular season victory occurred in dramatic fashion as a 56-yard Hail Mary from quarterback Tim Couch to wide receiver Kevin Johnson as time expired lifted the Browns to a 21-16 decision over the Saints at the Superdome, in what would be the first of two wins in that first season back for Cleveland.

On Oct. 23, 2002, owner Alfred Lerner passed away and his son, Randy, took over control of the team. Later that year, the Browns won their final two regular season games to finish with a record of 9-7, earning them their first playoff berth since returning to the league just four years earlier.

With the third overall pick in the 2007 NFL Draft, the Browns selected left tackle Joe Thomas. He played every offensive snap for the Browns from his rookie season through Week 7 in 2017, when his streak ended at 10,363, the longest streak in NFL history. He also became the fifth player and the only lineman in NFL history to be selected to the Pro Bowl each of his first 10 seasons.

The team unveiled a Ring of Honor at FirstEnergy Stadium at halftime of the home opener against the Kansas City Chiefs on Sept. 19, 2010. The inaugural class consisted of the franchise's 16 Hall of Famers, as the name of each man was permanently displayed on the stadium's upper deck facade. In 2012, the years of the team's eight league championships were added to the southeast end of facade. In 2018, the number 10,363 was enshrined to honor Joe Thomas' snap streak.

On Aug. 2, 2012, Dee and Jimmy Haslam agreed to purchase controlling interest of the Cleveland Browns from Randy Lerner. The NFL approved the Haslams as the owners on Oct. 16.

The Browns and FirstEnergy Corp. announced that the team's venue will be called FirstEnergy Stadium, Home of the Cleveland Browns on Jan. 15, 2013.


On Oct. 29, 2017, the Browns played their first regular season game outside of the United States when they faced the Minnesota Vikings at Twickenham Stadium in London, England.

John Dorsey was named General Manager on Dec. 7, 2017.

The Browns selected QB Baker Mayfield with the first overall pick in the 2018 NFL Draft and in just 13 starts, he set the NFL record for touchdown passes by a rookie with 27.


Freddie Kitchens was named the 17th full-time head coach in Browns history on Jan. 12, 2019.





### #14 OTTO GRAHAM

From 1946-1955, Otto Graham guided the Browns to 10 league championship games and NFL Championships in 1950, 1954 and 1955. He led the NFL in passing for two seasons and recorded 23,584 career passing yards. In 1953, Graham finished the season with a 64.73 completion percentage, the highest in club history. He was an All-League selection from 1951-55. Graham was inducted in the Pro Football Hall of Fame in 1965.



### #32 JIM BROWN

Brown was the NFL's leading rusher in eight seasons and holds the Browns franchise record for career rushing yards, attempts and touchdowns. An All-America selection from Syracuse in 1956, Brown was named NFL Rookie of the Year in 1957. He participated in nine consecutive Pro Bowls from 1958-66 and was voted NFL most valuable player in 1957, 1958 and 1965. Brown was inducted into the Pro Football Hall of Fame in 1971.



### #45 ERNIE DAVIS

After being selected first in the 1961 NFL draft, the Browns acquired Ernie Davis in a trade with the Washington Redskins. Tragically, Davis passed away two years later from leukemia and never played a professional game. A star running back from Syracuse, Davis was the first African-American to win the Heisman Trophy in 1961 and guided the Orangemen to their only national championship the same year.



### #46 DON FLEMING

Don Fleming was selected by the Chicago Cardinals in the 28th round of the 1959 NFL draft. He was traded to the Browns in 1960 and was a mainstay at the safety position. From 1960-63, Fleming intercepted 10 passes and was named to The Sporting News All-AFC team in 1962. During the 1963 offseason, Fleming and a co-worker were sadly electrocuted working a construction job. His passing came a few weeks after Ernie Davis' death.




### #76 LOU GROZA

Lou Groza is Cleveland's all-time top scorer with 1,349 points on 234 FGs, 641 PATs and one TD. He scored at least one point in 107 consecutive games and his last-second field goal sealed the 1950 NFL Championship for the Browns. Originally an offensive left tackle, Groza suffered a back injury which converted him into a kicking specialist from 1961-67. He was an All-NFL tackle on six occasions and was the NFL Player of the Year in 1954. Groza was inducted in the Pro Football Hall of Fame in 1974.



## CLEVELAND BROWNS RING OF HONOR



To pay homage to their great history - one of the richest in the NFL - the Browns unveiled the Cleveland Browns Ring of Honor during a special ceremony at halftime of the 2010 regular season home opener, against Kansas City on Sept. 19. The initial group of inductees consisted of the 16 former Browns enshrined in the Pro Football Hall of Fame. The names of these 16 greats are prominently displayed on the facade of the upper deck of the stadium. In 2012, the years of the team's eight league championships were added to the facade at the southeast end of FirstEnergy Stadium. On Oct. 14, 2018, Joe Thomas' streak of 10,363 was enshrined. Thomas played 10,363 consecutive offensive snaps over 167 games from his rookie season in 2007 until 2017.

## CLEVELAND BROWNS LEGENDS



The Cleveland Browns organization honors the team's all-time greats through the Cleveland Browns Legends Program. This program honors the men who have contributed to the success of the Browns organization. The Legends Program started in 2001 with the automatic induction of the Browns' then Hall of Famers into the Cleveland Browns Legends. The following is a current list of Browns Legends:

### CLASS OF 2001

Ray Renfro, Gene Hickerson, Greg Pruitt, Bernie Kosar, Michael Dean Perry

### CLASS OF 2002

Mac Speedie, Brian Sipe, Clay Matthews

### CLASS OF 2003

Bob Gain, Dick Schaftrath, Hanford Dixon

### CLASS OF 2004

Tommy James, Dub Jones, Gary Collins, Mike Pruitt

### CLASS OF 2005

Jim Ray Smith, Frank Ryan, Jerry Sherk, Frank Minnifield

### CLASS OF 2006

Walt Michaels, Jim Houston, Doug Dieken, Earnest Byner

### CLASS OF 2007

Horace Gillom, Bill Glass, Don Cockroft, Kevin Mack

### CLASS OF 2008

Warren Lahr, Paul Wiggins, Walter Johnson, Eric Metcalf

### CLASS OF 2010

Cody Risien and John Wooten

### CLASS OF 2011

Vince Costello and Tom DeLeone

### CLASS OF 2012

Ernie Green and Clarence Scott

### CLASS OF 2013

Abe Gbron and Galen Fiss

### CLASS OF 2014

Robert Jackson and Milt Morin

### CLASS OF 2015

Don Colo and Bob Golic

### CLASS OF 2016

Dick Ambrose and Thom Darden

### CLASS OF 2017

Tony Adamle and Bernie Parrish

### CLASS OF 2018

Erich Barnes and Eddie Johnson



# JIM BROWN



**NUMBER:** 32 • **POSITION:** Running Back  
**HEIGHT:** 6-2 • **WEIGHT:** 232  
**COLLEGE:** Syracuse • **BIRTHDATE:** February 17, 1936  
**YEARS WITH BROWNS:** 9 • **YEARS IN NFL:** 9

**Pro Bowl Selections:** 9 (1957, 1958, 1959, 1960, 1961, 1962, 1963, 1964, 1965)

**Career Highlights:** Rushed for 12,312 yards on 2,359 career carries in 118 games... Totaled 126 career touchdowns with 106 rushing and 20 receiving... Led the NFL in rushing in eight of his nine seasons... Led the league in touchdowns five seasons... Recorded 58 career 100-yard rushing performances... Earned NFL Most Valuable Player award in 1957, 1958 and 1964... Named NFL Rookie of the Year in 1957... Selected to nine consecutive Pro Bowls... Holds the Browns' record for the most combined net yards, most career yards rushing, most points in one season, career touchdowns, most consecutive games scoring a touchdown and most 1,000-yard seasons... Named to the NFL All-Decade team for the 1960s... Uniform number 32 retired by the Browns... Inducted into the Cleveland Browns Ring of Honor... Enshrined in the Hall of Fame in 1971.

# PAUL BROWN



**POSITION:** Head Coach • **COLLEGE:** Miami (Ohio)  
**LIFE:** September 7, 1908 - August 5, 1991  
**YEARS IN NFL:** 21  
**YEARS WITH BROWNS:** 17 • **YEARS IN AAFC:** 4

**Career Highlights:** Browns' first ever head coach and general manager... Led the Browns to four consecutive AAFC championships from 1946-49 and to NFL titles in 1950, 1954 and 1955... Posted a 111-44-5 NFL record with the Browns in the regular season and a 4-5 mark in the playoffs... Recorded a 47-4-3 career AAFC record in the regular season and a 5-0 mark in the playoffs... Registered a career combined record of 167-53-8 (.750) with the Browns and only one losing season in 17 years... An innovator who became the first NFL coach to use intelligence tests as a hint to a player's learning potential, use notebooks and classroom techniques extensively, set up complete film clip statistical studies and grade his own players based on film study... Also coached the Cincinnati Bengals from 1968-75... Inducted into the Cleveland Browns Ring of Honor... Enshrined in the Hall of Fame in 1967.

# JOE DeLAMIELLEURE




**NUMBER:** 64 • **POSITION:** Offensive Guard  
**HEIGHT:** 6-3 • **WEIGHT:** 250  
**COLLEGE:** Michigan State • **BIRTHDATE:** March 16, 1951  
**YEARS WITH BROWNS:** 5 • **YEARS IN NFL:** 13

**Pro Bowl Selections:** 6 (1975, 1976, 1977, 1978, 1979, 1980)

**Career Highlights:** Helped pave the way for three Browns 1,000-yard rushing performers... Protected quarterback Brian Sipe who threw for an NFL-leading 4,132 yards in 1980... Selected to the 1981 Pro Bowl with the Browns... Did not miss a game during his NFL career, appearing in 185 consecutive, including 73 contests with the Browns... Was named the AFC Lineman of the year in 1975... Also played for the Buffalo Bills from 1973-79 and 1985... Named to the NFL All-Decade team for the 1970s... Inducted into the Cleveland Browns Ring of Honor... Enshrined in the Hall of Fame in 2003.

# LEN FORD



**NUMBER:** 53/80 • **POSITION:** Defensive End  
**HEIGHT:** 6-4 • **WEIGHT:** 245 • **COLLEGE:** Michigan  
**LIFE:** February 18, 1926 - March 13, 1972  
**YEARS WITH BROWNS:** 8 • **YEARS IN NFL:** 9  
**YEARS IN AAFC:** 2

**Pro Bowl Selections:** 4 (1952, 1953, 1954, 1955)

**Career Highlights:** Selected to four consecutive Pro Bowls from 1952-55... Helped the Browns to NFL titles in 1950, 1954 and 1955... Gained All-NFL honors five times from 1951-1955... His stellar play at the defensive end position helped the Browns lead the league in fewest points allowed six times, including five seasons in a row from 1953-57... Also played for the Los Angeles Dons of the AAFC from 1948-49 and the Green Bay Packers in 1958... Named to the NFL All-Decade team for the 1970s... Inducted into the Cleveland Browns Ring of Honor... Enshrined in the Hall of Fame in 1976.



# FRANK GATSKI



**NUMBER:** 22/52 • **POSITION:** Center  
**HEIGHT:** 6-3 • **WEIGHT:** 233 • **COLLEGE:** Marshall  
**LIFE:** March 18, 1922 - November 22, 2005  
**YEARS WITH BROWNS:** 11 • **YEARS IN NFL:** 12  
**YEARS IN AAFC:** 4

**Pro Bowl Selections:** 1 (1956)

**Career Highlights:** Helped pave the way to four consecutive AAFC championships from 1946-49 and NFL titles in 1950, 1954 and 1955... Helped the Browns appear in 10 consecutive championship games from 1946-55... Selected to the 1957 Pro Bowl... Played in 11 championship games during his 12 seasons, helping his team win eight times... Named to the All-NFL team four times... Also played for the Detroit Lions in 1957... Inducted into the Cleveland Browns Ring of Honor... Enshrined in the Hall of Fame in 1985.

# OTTO GRAHAM



**NUMBER:** 14/60 • **POSITION:** Quarterback  
**HEIGHT:** 6-1 • **WEIGHT:** 196 • **COLLEGE:** Northwestern  
**LIFE:** December 6, 1921 - December 17, 2003  
**YEARS WITH BROWNS:** 10 • **YEARS IN NFL:** 6  
**YEARS IN AAFC:** 4

**Pro Bowl Selections:** 5 (1951, 1952, 1953, 1954, 1955)

**Career Highlights:** Led the Browns to the championship game in each of his 10 seasons, winning four AAFC titles and three NFL championships... Led the AAFC in passing yards all four years and led the NFL in passing yards in 1953 and 1955... Totaled a combined 23,584 career passing yards and 174 touchdowns in the AAFC and NFL... Also rushed for 46 career touchdowns scoring 276 points... Owns the highest single-season completion percentage in team history at 64.73 from the 1953 season... Registered a 57-13-1 (.810) record as a starter in the NFL... Uniform number 14 retired by the Browns... Named to the NFL All-Decade team for the 1950s... Inducted into the Cleveland Browns Ring of Honor... Enshrined in the Hall of Fame in 1965.

# LOU GROZA



**NUMBER:** 46/76 • **POSITION:** Offensive Tackle/Kicker  
**HEIGHT:** 6-3 • **WEIGHT:** 240 • **COLLEGE:** Ohio State  
**LIFE:** January 25, 1924 - November 29, 2000  
**YEARS WITH BROWNS:** 21 • **YEARS IN NFL:** 17  
**YEARS IN AAFC:** 4

**Pro Bowl Selections:** 9 (1951, 1952, 1953, 1954, 1955, 1956, 1958, 1959, 1960)

**Career Highlights:** Browns career record holder with 641 extra points made and 1,349 career points... Second in team annals with 234 made field goals... An All-NFL selection as a tackle six times and named NFL player of the year in 1954... Set a team record by scoring a point in 107 consecutive games... Selected to nine Pro Bowls (1951-56, 58-60)... Helped the Browns to four consecutive AAFC championships, from 1946-49, and to NFL titles, in 1950, 1954 and 1955... Nicknamed "The Toe"... Uniform number 76 retired by Browns... Named to the NFL All-Decade team for the 1950s... Inducted into the Cleveland Browns Ring of Honor... Enshrined in the Hall of Fame in 1974.

# GENE HICKERSON



**NUMBER:** 66 • **POSITION:** Offensive Guard  
**HEIGHT:** 6-3 • **WEIGHT:** 248 • **COLLEGE:** Mississippi  
**LIFE:** February 15, 1935 - October 20, 2008  
**YEARS WITH BROWNS:** 15 • **YEARS IN NFL:** 15

**Pro Bowl Selections:** 6 (1966, 1967, 1968, 1969, 1970, 1971)

**Career Highlights:** Served as a lead blocker for three Hall of Fame running backs in Jim Brown, Bobby Mitchell and Leroy Kelly... Voted an All-League selection and to six straight Pro Bowls (1966-71)... Was named the NFL's most outstanding blocker in 1969... Browns posted a 1,000-yard rusher in nine of his first 10 seasons and featured the league's leading rusher seven times... In his 15 seasons, Cleveland never suffered a losing record... Named to the NFL All-Decade team for the 1960s... Inducted into the Cleveland Browns Ring of Honor... Enshrined in the Hall of Fame in 2007.



# LEROY KELLY



**NUMBER:** 44 • **POSITION:** Running Back  
**HEIGHT:** 6-0 • **WEIGHT:** 202  
**COLLEGE:** Morgan State • **BIRTHDATE:** May 20, 1942  
**YEARS WITH BROWNS:** 10 • **YEARS IN NFL:** 10

**Pro Bowl Selections:** 6 (1967, 1968, 1969, 1970, 1971, 1972)

**Career Highlights:** Gained 7,274 rushing yards, 12,329 combined yards and 90 touchdowns... Won NFL rushing titles in 1967 and 1968... Also led the NFL in punt return yards in 1965... Recorded three consecutive 1,000-yard seasons (1966-68)... Named All-NFL five times (1966-1969 and 1971)... Selected to six consecutive Pro Bowls (1967-72)... Posted 27 career 100-yard performances... Named to the NFL All-Decade team for the 1960s... Inducted into the Cleveland Browns Ring of Honor... Enshrined in the Hall of Fame in 1994.

# DANTE LAVELLI



**NUMBER:** 55/86 • **POSITION:** Offensive End  
**HEIGHT:** 6-0 • **WEIGHT:** 191 • **COLLEGE:** Ohio State  
**LIFE:** February 23, 1923 - January 20, 2009  
**YEARS WITH BROWNS:** 11 • **YEARS IN NFL:** 7  
**YEARS IN AAFC:** 4

**Pro Bowl Selections:** 3 (1952, 1954, 1955)

**Career Highlights:** Helped the Browns to four consecutive AAFC championships, from 1946-49, and to NFL titles in 1950, 1954 and 1955... Recorded 142 receptions for 2,580 yards with 29 touchdowns in the AAFC and 244 receptions for 3,908 yards with 33 touchdowns for a combined total of 386 receptions for 6,488 yards with 62 touchdowns during his 11-year professional career... Named All-AAFC in 1946 & 1947 and named All-NFL in 1951 & 1953... Selected to the Pro Bowl in 1952, 1954 and 1955... Nicknamed "Gluefingers"... Inducted into the Cleveland Browns Ring of Honor... Enshrined in the Hall of Fame in 1975.

# MIKE McCORMACK



**NUMBER:** 74 • **POSITION:** Offensive Tackle  
**HEIGHT:** 6-4 • **WEIGHT:** 246 • **COLLEGE:** Kansas  
**LIFE:** June 21, 1930 - November 15, 2013  
**YEARS WITH BROWNS:** 9 • **YEARS IN NFL:** 10

**Pro Bowl Selections:** 5 (1957, 1958, 1961, 1962, 1963)

**Career Highlights:** Helped the Browns to three NFL championship games, winning titles in 1954 and 1955... Helped pave the way for the Browns to lead the league in rushing yards in 1958 and 1959... Was widely considered to be equally adept as a run blocker and pass protector... Selected to five Pro Bowls (1957-58, 1961-63), all with the Browns... Was originally traded to the Browns while serving a two year stint in the U.S. Army from 1952-1953... Also played for the New York Yanks in 1951... Inducted into the Cleveland Browns Ring of Honor... Enshrined in the Hall of Fame in 1984.

# BOBBY MITCHELL




**NUMBER:** 49 • **POSITION:** Wide Receiver/Halfback  
**HEIGHT:** 6-0 • **WEIGHT:** 192  
**COLLEGE:** Illinois • **BIRTHDATE:** June 6, 1935  
**YEARS WITH BROWNS:** 4 • **YEARS IN NFL:** 11

**Pro Bowl Selections:** 1 (1961)

**Career Highlights:** Registered 2,297 rushing yards on 423 attempts with 38 rushing scores while playing in the same backfield as fellow Hall of Famer Jim Brown... Also amassed 1,462 receiving yards on 128 receptions, 607 yards on 54 punts returns and 1,150 yards on 62 kickoff returns while with the Browns... Selected to the 1961 Pro Bowl with the Browns... Led the NFL with 72 receptions in 1962... Also played for the Washington Redskins from 1962-68... Totaled 14,078 combined net yards, 91 touchdowns and caught 521 passes for his career... Inducted into the Cleveland Browns Ring of Honor... Enshrined in the Hall of Fame in 1983.



# MARION MOTLEY



**NUMBER:** 76/36 • **POSITION:** Fullback • **HEIGHT:** 6-1  
**WEIGHT:** 232 • **COLLEGE:** South Carolina State, Nevada  
**LIFE:** June 5, 1920 - June 27, 1999  
**YEARS WITH BROWNS:** 8 • **YEARS IN NFL:** 5  
**YEARS IN AAFC:** 4

**Pro Bowl Selections:** 1 (1951)

**Career Highlights:** Helped the Browns to four consecutive AAFC championships from 1946-49 and to an NFL title in 1950... Career AAFC stats include 489 attempts for an AAFC all-time leading 3,024 yards with 31 touchdowns... Career NFL stats with the Browns include 337 attempts for 1,688 yards and eight touchdowns... Holds a Browns' single-game record with an 18.4-yard per carry average coming off 221 yards on 12 carries against the Pittsburgh Steelers on October 29, 1950... Led the NFL in rushing in 1950... Was selected All-NFL in 1950... Selected to the 1951 Pro Bowl... Also played for the Pittsburgh Steelers in 1955... Inducted into the Cleveland Browns Ring of Honor... Enshrined in the Hall of Fame in 1968.

# OZZIE NEWSOME



**NUMBER:** 82 • **POSITION:** Tight End  
**HEIGHT:** 6-2 • **WEIGHT:** 232  
**COLLEGE:** Alabama • **BIRTHDATE:** March 16, 1956  
**YEARS WITH BROWNS:** 13 • **YEARS IN NFL:** 13

**Pro Bowl Selections:** 3 (1982, 1985, 1986)

**Career Highlights:** First-round draft pick by the Browns in 1978... Recorded 662 career receptions for 7,980 yards and 47 touchdowns... Led the Browns in receptions and receiving yards from 1981-85... Caught a pass in 150 consecutive games... Did not miss a game, playing in 198 consecutive contests... Named All-Pro in 1979 and 1984... Selected to the Pro Bowl in 1982, 1985 and 1986... Was the NFL's all-time leader in receptions by a tight end and fourth among all receivers when he retired in 1990... Nicknamed "The Wizard of Oz"... Inducted into the Cleveland Browns Ring of Honor... Enshrined in the Hall of Fame in 1999.

# PAUL WARFIELD




**NUMBER:** 42 • **POSITION:** Wide Receiver  
**HEIGHT:** 6-0 • **WEIGHT:** 188  
**COLLEGE:** Ohio State • **BIRTHDATE:** November 28, 1942  
**YEARS WITH BROWNS:** 8 • **YEARS IN NFL:** 13

**Pro Bowl Selections:** 8 (1964, 1968, 1969, 1970, 1971, 1972, 1973, 1974)

**Career Highlights:** Recorded 271 receptions for 5,210 yards and 52 touchdowns as a Brown... As a rookie, led the team in receiving yards and helped the club capture the 1964 NFL championship... Was named All-Pro six times (1964, 1968, 1969, 1971, 1972 and 1973)... Named to three Pro Bowls with Cleveland (1965, 1969 and 1970)... Also played for the Miami Dolphins from 1971-74, including the undefeated 1972 team... Caught 427 passes for 8,565 yards and 85 touchdowns in his career... Inducted into the Cleveland Browns Ring of Honor... Enshrined in the Hall of Fame in 1983.

# BILL WILLIS



**NUMBER:** 30/45/60 • **POSITION:** Middle Guard  
**HEIGHT:** 6-2 • **WEIGHT:** 213 • **COLLEGE:** Ohio State  
**LIFE:** October 5, 1921 - November 27, 2007  
**YEARS WITH BROWNS:** 8 • **YEARS IN NFL:** 4  
**YEARS IN AAFC:** 4

**Pro Bowl Selections:** 3 (1950, 1951, 1952)

**Career Highlights:** All-American tackle at Ohio State before joining the Browns in 1946... Helped the Browns to four consecutive AAFC championships from 1946-49 and to an NFL title in 1950... Played both ways for the Browns but excelled as the middle guard (over the center) on defense... All-Pro selection all eight seasons he played (1946-1953)... Selected to three consecutive Pro Bowls from 1950-52... Broke pro football's color barrier a full year in advance of Jackie Robinson doing the same in Major League Baseball... Inducted into the Cleveland Browns Ring of Honor... Enshrined in the Hall of Fame in 1977.



## NFL YEARLY AWARD WINNERS

### NFL Most Valuable Player Award

Player	Year	Pos.	Highlights
Jim Brown	1957*	RB	Led the league with 942 rushing yards and added nine touchdowns as a rookie.
Jim Brown	1958*	RB	Rushed for an NFL-record 1,527 yards and added 17 touchdowns, while leading the Browns to a 9-3 record.
Jim Brown	1965	RB	Led the NFL with 1,544 rushing yards and added 21 total touchdowns.
Brian Sipe	1980	QB	Registered an NFL-best 91.4 passer rating and set Browns records with 30 touchdown passes and 4,132 yards.

\*The award was called the NFL Most Outstanding Player Award from 1957-60

### Associated Press Offensive Rookie of the Year (established in 1957)

Player	Year	Pos.	Highlights
Jim Brown	1957	RB	Led the league with 942 rushing yards and added nine touchdowns.

### Associated Press Defensive Rookie of the Year (established in 1967)

Player	Year	Pos.	Highlights
Chip Banks	1982	LB	Led the Browns with 5.5 sacks, while adding one interception.

### Associated Press Coach of the Year (established in 1967)

Player	Year	Highlights
Forrest Gregg	1976	Led the Browns to a 9-5 record following a 3-11 season the previous year.

## ALL-TIME NFL RECORDS

### Individual Records:

#### Most Touchdowns in a Single-Game

Player	Pos.	Total	Opp.	Date
Dub Jones	WR	6 (4 rush, 2 rec.)*	vs. Chicago	11/25/1951

\* Tied with two other players

#### Most Seasons Leading the NFL in Field Goals

Player	Pos.	Total	Year(s)
Lou Groza	K	5	1950, 1952-54, 1957

#### Most Consecutive Seasons Leading the NFL in Field Goals

Player	Pos.	Total	Year(s)
Lou Groza	K	3	1952-54

#### Most Touchdown Passes by a Rookie

Player	Pos.	Total	Year
Baker Mayfield	QB	27	2018

#### Most Seasons Leading the NFL in Rushing Yards

Player	Pos.	Total	Year(s)
Jim Brown	RB	8	1957-61, 1963-65

#### Most Seasons Leading the NFL in Touchdowns

Player	Pos.	Total	Year(s)
Jim Brown	RB	5	1957-59, 1963, 1965

### Team Records:

#### Most Consecutive Games Scoring a Touchdown

Team	Total	Year(s)
Cleveland Browns	166	1957-69

## NFL WEEKLY AND MONTHLY AWARD WINNERS

### 1984

TE Ozzie Newsome – AFC Offensive Player of the Week (Week 7)  
LB Clay Matthews – AFC Defensive Player of the Week (Week 12)

### 1985

RB Kevin Mack – AFC Offensive Player of the Week (Week 5)  
QB Bernie Kosar – AFC Offensive Player of the Week (Week 15)

### 1986

CB Hanford Dixon – AFC Defensive Player of the Week (Week 2)  
QB Bernie Kosar – AFC Offensive Player of the Week (Week 10)  
QB Bernie Kosar – AFC Offensive Player of the Week (Week 12)

### 1987

DB Felix Wright – AFC Defensive Player of the Week (Week 7)  
RB Earnest Byner – AFC Offensive Player of the Week (Week 9)  
CB Frank Minnifield – AFC Defensive Player of the Week (Week 11)  
QB Bernie Kosar – AFC Offensive Player of the Week (Week 14)

### 1988

LB Mike Johnson – AFC Defensive Player of the Week (Week 8)  
S Felix Wright – AFC Defensive Player of the Month (December)

### 1989

LB David Grayson – AFC Defensive Player of the Week (Week 1)  
LB Mike Johnson – AFC Defensive Player of the Month (September)  
WR Webster Slaughter – AFC Offensive Player of the Week (Week 8)  
WR Webster Slaughter – AFC Offensive Player of the Month (October)

### 1991

LB Clay Matthews – AFC Defensive Player of the Week (Week 9)

### 1992

RB Eric Metcalf – AFC Offensive Player of the Week (Week 3)  
LB Mike Johnson – AFC Defensive Player of the Month (October)  
QB Bernie Kosar – AFC Offensive Player of the Week (Week 14)



**1993**

PR Eric Metcalf – AFC Special Teams Player of the Week (Week 8)  
 PR Eric Metcalf AFC Special Teams Player of the Month (October)  
 QB Vinny Testaverde – AFC Offensive Player of the Week (Week 17)

**1994**

PR Eric Metcalf – AFC Special Teams Player of the Week (Week 1)  
 P Tom Tupa – AFC Special Teams Player of the Week (Week 5)  
 P Tom Tupa – AFC Special Teams Player of the Week (Week 7)  
 LB Pepper Johnson – AFC Defensive Player of the Week (Week 8)  
 PR Eric Metcalf – AFC Special Teams Player of the Week (Week 8)  
 ST Bennie Thompson – AFC Special Teams Player of the Month (November)  
 S Eric Turner – AFC Defensive Player of the Week (Week 15)  
 S Eric Turner – AFC Defensive Player of the Week (Week 17)  
 S Eric Turner – AFC Defensive Player of the Month (December)

**1995**

QB Vinny Testaverde – AFC Offensive Player of the Month (September)  
 K Matt Stover – AFC Special Teams Player of the Week (Week 8)  
 WR Andre Rison – AFC Offensive Player of the Week (Week 17)

**1999**

QB Tim Couch – NFL Rookie of the Month (October)

**2000**

DE Keith McKenzie – AFC Defensive Player of the Week (Week 2)  
 DE Courtney Brown – AFC Defensive Player of the Week (Week 3)

**2001**

K Phil Dawson – AFC Special Teams Player of the Week (Week 3)  
 DB Anthony Henry – AFC Defensive Player of the Week (Week 10)

**2002**

QB Tim Couch – AFC Offensive Player of the Week (Week 3)  
 WR Andre Davis – AFC Special Teams Player of the Week (Week 7)  
 WR Andre Davis – Pepsi NFL Rookie of the Week (Week 8)  
 RB William Green – Pepsi NFL Rookie of the Week (Week 12)  
 RB William Green – Pepsi NFL Rookie of the Week (Week 14)  
 RB William Green – Pepsi NFL Rookie of the Week (Week 17)  
 LB Earl Holmes – AFC Defensive Player of the Week (Week 17)

**2003**

DE Courtney Brown – AFC Defensive Player of the Week (Week 5)

**2004**

DE Kenard Lang – AFC Defensive Player of the Week (Week 1)

**2005**

QB Trent Dilfer – AFC Offensive Player of the Week (Week 2)  
 P Kyle Richardson – AFC Special Teams Player of the Week (Week 9)  
 LB Andra Davis – AFC Defensive Player of the Week (Week 11)  
 RB Reuben Droughns – FedEx Ground NFL Player of the Week (Week 12)  
 QB Charlie Frye – Diet Pepsi NFL Rookie of the Week (Week 13)  
 K Phil Dawson – AFC Special Teams Player of the Week (Week 15)  
 QB Charlie Frye – Diet Pepsi NFL Rookie of the Week (Week 15)  
 QB Charlie Frye – Diet Pepsi NFL Rookie of the Week (Week 17)

**2006**

KR Joshua Cribbs – AFC Special Teams Player of the Week (Week 4)  
 S Sean Jones – AFC Defensive Player of the Week (Week 8)

**2007**

QB Derek Anderson – AFC Offensive Player of the Week (Week 2)  
 RB Jamal Lewis – FedEx Ground Player of the Week (Week 2)  
 QB Derek Anderson – FedEx Air Player of the Week (Week 2)  
 KR Joshua Cribbs – AFC Special Teams Player of the Month (September)  
 Head Coach Romeo Crennel – Motorola NFL Coach of the Week (Week 4)  
 Head Coach Romeo Crennel – Motorola NFL Coach of the Week (Week 9)  
 KR Joshua Cribbs – AFC Special Teams Player of the Month (November)  
 LT Joe Thomas – NFL Offensive Rookie of the Month (November)

**2008**

DB Eric Wright – AFC Defensive Player of the Week (Week 6)  
 Head Coach Romeo Crennel – Motorola NFL Coach of the Week (Week 6)  
 DL Shaun Rogers – GMC Sierra Defensive Player of the Week (Week 8)

**2009**

P Dave Zastudil – AFC Special Teams Player of the Week (Week 5)  
 WR Joshua Cribbs – AFC Special Teams Player of the Week (Week 10)  
 WR Joshua Cribbs – AFC Special Teams Player of the Week (Week 15)  
 RB Jerome Harrison – FedEx Ground Player of the Week (Week 15)  
 WR Joshua Cribbs – AFC Special Teams Player of the Month (December/January)

**2010**

LB David Bowens – AFC Defensive Player of the Week (Week 7)  
 RB Peyton Hillis – AFC Offensive Player of the Week (Week 9)  
 RB Peyton Hillis – FedEx Ground Player of the Week (Week 9)  
 RB Peyton Hillis – FedEx Ground Player of the Week (Week 12)  
 P Reggie Hodges – AFC Special Teams Player of the Week (Week 13)  
 DB Joe Haden – NFL Defensive Rookie of the Month (November)

**2011**

LB D'Qwell Jackson – AFC Defensive Player of the Month (September)  
 WR Joshua Cribbs – AFC Special Teams Player of the Week (Week 2)

**2012**

RB Trent Richardson – Pepsi Max NFL Rookie of the Week (Week 2)  
 LB D'Qwell Jackson – AFC Defensive Player of the Week (Week 12)  
 WR Travis Benjamin – AFC Special Teams Player of the Week (Week 14)

**2013**

P Spencer Lanning – AFC Special Teams Player of the Week (Week 3)  
 WR Travis Benjamin – AFC Special Teams Player of the Week (Week 5)  
 QB Jason Campbell – AFC Offensive Player of the Week (Week 9)

**2014**

LB Tank Carder – AFC Special Teams Player of the Week (Week 5)

**2015**

WR Travis Benjamin – AFC Special Teams Player of the Week (Week 2)  
 QB Josh McCown – AFC Offensive Player of the Week (Week 5)

**2016**

WR Corey Coleman – Pepsi NFL Rookie of the Week (Week 2)  
 DL Jamie Meder – AFC Special Teams Player of the Week (Week 16)  
 RB Isaiah Crowell – FedEx Ground NFL Player of the Week (Week 17)

**2018**

DB Denzel Ward – Pepsi NFL Rookie of the Week (Week 1)  
 QB Baker Mayfield – Pepsi NFL Rookie of the Week (Week 3)  
 RB Nick Chubb – Pepsi NFL Rookie of the Week (Week 4)  
 DB Denzel Ward – Pepsi NFL Rookie of the Week (Week 5)  
 DB Denzel Ward – AFC Special Teams Player of the Week (Week 5)  
 QB Baker Mayfield – Pepsi NFL Rookie of the Week (Week 7)  
 QB Baker Mayfield – Pepsi NFL Rookie of the Week (Week 9)  
 RB Nick Chubb – Pepsi NFL Rookie of the Week (Week 10)  
 RB Nick Chubb – FedEx Ground NFL Player of the Week (Week 10)  
 QB Baker Mayfield – Pepsi NFL Rookie of the Week (Week 12)  
 QB Baker Mayfield – NFL Offensive Rookie of the Month (November)  
 QB Baker Mayfield – Pepsi NFL Rookie of the Week (Week 14)  
 QB Baker Mayfield – Pepsi NFL Rookie of the Week (Week 16)  
 QB Baker Mayfield – AFC Offensive Player of the Week (Week 16)  
 QB Baker Mayfield – Pepsi NFL Rookie of the Week (Week 17)



## ALL-LEAGUE SELECTIONS

**1950** — Marion Motley (UP, AP), Mac Speedie (UP), Bill Willis (UP). **1951** — Tony Adamle (UP), Frank Gatski (UP, AP), Otto Graham (UP, AP), Lou Groza (UP), Dub Jones (UP, AP), Dante Lavelli (UP). **1952** — Len Ford (UP, AP), Frank Gatski (AP), Otto Graham (UP), Lou Groza (UP, AP), Mac Speedie (UP), Bill Willis (UP, AP). **1953** — Len Ford (UP, AP), Frank Gatski (UP, AP), Ken Gorgal (UP), Otto Graham (UP, AP), Lou Groza (UP, AP), Dante Lavelli (UP), Tommy Thompson (UP), Bill Willis (AP). **1954** — Len Ford (UP, AP, NEA), Abe Giron (NEA), Otto Graham (UP, AP), Lou Groza (UP, AP, NEA), John Kessel (NEA). **1955** — Don Colo (UP, NEA), Len Ford (UP, NEA), Frank Gatski (UP, AP, NEA), Abe Giron (UP, NEA), Otto Graham (UP, AP), Lou Groza (UP, AP, NEA), Don Paul (UP). **1956** — None. **1957** — Jim Brown (UP, AP, NEA), Don Colo (NEA), Lou Groza (UP) Mike McCormack (NEA). **1958** — Jim Brown (UP, AP, NEA), Bob Gain (NEA). **1959** — Jim Brown (UP, AP, NEA), Jim Ray Smith (UP, AP, NEA).

**1960** — Jim Brown (UP, AP, NEA), Jim Ray Smith (UP, AP, NEA). **1961** — Jim Brown (UP, AP, NEA), Jim Ray Smith (UP, AP, NEA). **1962** — Jim Ray Smith (NEA). **1963** — Jim Brown (UP, AP, NEA), Dick Schafrath (AP). **1964** — Jim Brown (UP, AP, NEA), Jim Houston (NEA), Dick Schafrath (AP, UPI), Paul Warfield (NEA). **1965** — Jim Brown (UP, AP, NEA), Gary Collins (UPI), Jim Houston (UPI), Dick Schafrath (UPI, AP). **1966** — Gene Hickerson (NEA), Leroy Kelly (UPI, AP, NEA). **1967** — Gene Hickerson (AP, NEA, UPI), Leroy Kelly (AP, NEA, UPI). **1968** — Gene Hickerson (AP, NEA, UPI), Leroy Kelly (AP, NEA, UPI), Paul Warfield (NEA, UPI). **1969** — Gary Collins (AP, UPI), Gene Hickerson (AP, UPI), Leroy Kelly (NEA), Paul Warfield (NEA).

**1970** — Gene Hickerson (UPI, PFWA). **1971** — Leroy Kelly (NEA). **1972** — Don Cockroft (NEA). **1973** — Clarence Scott (UPI). **1974** — None. **1975** — None. **1976** — Jerry Sherk (AP, NEA, PFWA). **1977** — None. **1978** — Thom Darden (NEA, PFWA). **1979** — Ozzie Newsome (PFWA).

**1980** — Lyle Alzado (AP, UPI), Joe DeLamielleure (NEA, PFWA, UPI), Brian Sipe (AP, PFWA, NEA, UPI). **1981** — None. **1982** — None. **1983** — Chip Banks (AP, PFWA). **1984** — Clay Matthews (NEA), Ozzie Newsome (AP, NEA, PFWA). **1985** — None. **1986** — Chip Banks (UPI, AP), Hanford Dixon (AP, PFWA, NEA, UPI), Dan Fike (NEA), Bob Golic (AP, NEA), Frank Minnifield (UPI). **1987** — Hanford Dixon (AP, NEA, PFWA, UPI), Frank Minnifield (AP, NEA, PFWA, UPI), Bernie Kosar (UPI), Earnest Byner (UPI), Dan Fike (UPI), Carl Hairston (UPI), Cody Risien (UPI). **1988** — Hanford Dixon (AP), Frank Minnifield (AP, NEA, PFWA, UPI), Clay Matthews (UPI). **1989** — Mike Johnson (UPI), Frank Minnifield (AP, UPI), Clay Matthews (UPI), Michael Dean Perry (AP, UPI, PFWA), Webster Slaughter (AP, UPI).

**1990** — Michael Dean Perry (AP, UPI, PFWA, NEA). **1991** — Michael Dean Perry (AP, USA, NEA). **1992** — None. **1993** — Eric Metcalf (AP, PFWA, UPI). **1994** — Rob Burnett (UPI) Pepper Johnson (UPI, USA), Tony Jones (AP), Michael Dean Perry (AP, UPI), Matt Stover (UPI), Eric Turner (AP, PFWA, UPI). **1995** — None. **1999** — None.

**2000** — Chris Gardocki (AP Second Team). **2001** — Jamir Miller (AP, College and Pro Football Weekly, Football Digest, Pro Football Weekly, Sports Illustrated, Sporting News). **2002** — None. **2003** — None. **2004** — None. **2005** — None. **2006** — None. **2007** — Phil Dawson (AP Second Team), Joshua Cribbs (PFWA, Sporting News, AP Second Team), Braylon Edwards (Sporting News, AP Second Team), Joe Thomas (PFWA All-Rookie). **2008** — Joshua Cribbs (Sports Illustrated), Joe Thomas (AP 2nd Team). **2009** — Blake Costanzo (Sports Illustrated), Joshua Cribbs (AP 1st Team, PFWA, Sports Illustrated), Alex Mack (PFWA All-Rookie), Joe Thomas (AP 1st Team, PFWA, Sports Illustrated).

**2010** — Joe Haden (PFWA All-Rookie), Alex Mack (Sports Illustrated), Joe Thomas (AP 1st Team, PFWA, Sporting News), T.J. Ward (PFWA All-Rookie, PFWA Rookie Special Team). **2011** — Jabaal Sheard (PFWA All-Rookie), Phil Taylor (PFWA All-Rookie), Joe Thomas (AP 1st Team, PFWA, Sports Illustrated). **2012** — Johnson Bademosi (PFWA Rookie Special Team), Phil Dawson (AP 2nd Team), Mitchell Schwartz (PFWA All-Rookie), Joe Thomas (AP 2nd Team), T.J. Ward (Sports Illustrated). **2013** — Jordan Cameron (PFWA All-AFC Team), Josh Gordon (AP 1st Team, PFWA All-NFL Team), Joe Haden (AP 2nd Team, PFWA All-AFC Team), Alex Mack (AP 2nd Team, PFWA All-AFC Team), Joe Thomas (AP 1st Team, PFWA All-NFL Team), T.J. Ward (AP 2nd Team). **2014** — Joel Bitonio (PFWA All-AFC Team, PFWA All-Rookie Team), Joe Thomas (AP 1st Team, PFWA All-NFL Team). **2015** — Alex Mack (PFWA All-AFC Team), Joe Thomas (AP 1st Team, PFWA All-NFL Team). **2016** — Joe Thomas (PFWA All-NFL Team). **2018** — Joel Bitonio (AP 2nd Team), Myles Garrett (AP 2nd Team, PFWA All-AFC Team), Baker Mayfield (PFWA Rookie of the Year, PFWA All-Rookie Team), Denzel Ward (PFWA All-Rookie Team).

## PRO BOWL SELECTIONS BY YEAR

**1951** — FB Tony Adamle, QB Otto Graham, T Lou Groza, G Weldon Humble, FB Marion Motley, E (WR) Mac Speedie, G Bill Willis. **1952** — FB Tony Adamle, HB Ken Carpenter, DE Len Ford, T Lou Groza, QB Otto Graham, HB Dub Jones, E (WR) Dante Lavelli, G Bill Willis. **1953** — DE Len Ford, G Abe Giron, E (WR) Horace Gillom, QB Otto Graham, T Lou Groza, HB Bud Jones, E (WR) Mac Speedie, G Bill Willis. **1954** — DE Len Ford, G Abe Giron, QB Otto Graham, T Lou Groza, FB Harry Jagade, HB Tommy James, E (WR) Dante Lavelli, HB Ray Renfro. **1955** — T Don Colo, DE Len Ford, G Abe Giron, QB Otto Graham, T Lou Groza, FB Harry Jagade, E (WR) Darrel Brewster. **1956** — E (WR) Darrel Brewster, T Don Colo, G Abe Giron, T Lou Groza, HB Ken Konz, FB Fred Morrison. **1957** — E (WR) Darrel Brewster, C Frank Gatski, T Mike McCormack, LB Walt Michaels, S Don Paul. **1958** — FB Jim Brown\*, DT Bob Gain, T Lou Groza, T Mike McCormack, LB Walt Michaels, S Don Paul, HB Ray Renfro. **1959** — FB Jim Brown, T Don Colo, DT Bob Gain, T Lou Groza, LB Walt Michaels, S Don Paul, G Jim Ray Smith.

**1960** — FB Jim Brown, DE Bob Gain, T Lou Groza, C Art Hunter, LB Walt Michaels, G Jim Ray Smith. **1961** — FB Jim Brown, T Mike McCormack, HB Bobby Mitchell, DB Bernie Parrish, QB Milt Plum, HB Ray Renfro, G Jim Ray Smith. **1962** — FB Jim Brown, DT Bob Gain, T Mike McCormack, C John Morrow, QB Milt Plum, G Jim Ray Smith. **1963** — FB Jim Brown, LB Galen Fiss, DT Bob Gain, DE Bill Glass, T Mike McCormack, G Jim Ray Smith. **1964** — FB Jim Brown, LB Galen Fiss, DE Bill Glass, C John Morrow, DB Bernie Parrish, T Dick Schafrath. **1965** — FB Jim Brown, DE Bill Glass, LB Jim Houston, DT Dick Modzelewski, QB Frank Ryan, T Dick Schafrath, WR Paul Warfield\*. **1966** — FB Jim Brown, FL (WR) Gary Collins, G Gene Hickerson, LB Jim Houston, QB Frank Ryan, T Dick Schafrath, DE Paul Wiggins, G John Wooten. **1967** — LB Johnny Brewer, FL (WR) Gary Collins, FB Ernie Green, G Gene Hickerson, HB Leroy Kelly, QB Dick Schafrath, T Dick Schafrath, G John Wooten. **1968** — DE Bill Glass, FB Ernie Green, G Gene Hickerson, DT Walter Johnson, HB Leroy Kelly, T Dick Schafrath, DE Paul Wiggins. **1969** — DB Erich Barnes, G Gene Hickerson, DT Walter Johnson, DB Ernie Kellermann, HB Leroy Kelly, TE Milt Morin, T Dick Schafrath, WR Paul Warfield.

**1970** — DE Jack Gregory, G Gene Hickerson, C Fred Hoaglin, LB Jim Houston, DT Walter Johnson, HB Leroy Kelly, QB Bill Nelsen, WR Paul Warfield. **1971** — G Gene Hickerson, LB Jim Houston, HB Leroy Kelly. **1972** — HB Leroy Kelly, TE Milt Morin. **1973** — CB Ben Davis. **1974** — KR Greg Pruitt\*, CB Clarence Scott, DT Jerry Sherk. **1975** — RB Greg Pruitt, DT Jerry Sherk. **1976** — DT Jerry Sherk. **1977** — RB Greg Pruitt, DT Jerry Sherk. **1978** — RB Greg Pruitt. **1979** — S Thom Darden.

**1980** — C Tom DeLeone, RB Mike Pruitt. **1981** — G Joe DeLamielleure, C Tom DeLeone, T Doug Dieken, RB Mike Pruitt, QB Brian Sipe. **1982** — TE Ozzie Newsome. **1983** — LB Chip Banks\*. **1984** — LB Chip Banks. **1985** — TE Ozzie Newsome. **1986** — LB Chip Banks, NT Bob Golic, RB Kevin Mack, LB Clay Matthews, TE Ozzie Newsome. **1987** — LB Chip Banks, CB Hanford Dixon, NT Bob Golic, CB Frank Minnifield, T Cody Risien. **1988** — CB Hanford Dixon, NT Bob Golic, QB Bernie Kosar, RB Kevin Mack, LB Clay Matthews, KR Gerald McNeil, CB Frank Minnifield, T Cody Risien. **1989** — CB Hanford Dixon, LB Clay Matthews, CB Frank Minnifield.

**1990** — LB Mike Johnson, LB Clay Matthews, CB Frank Minnifield, NT Michael Dean Perry, WR Webster Slaughter. **1991** — LB Mike Johnson, NT Michael Dean Perry. **1992** — NT Michael Dean Perry. **1993** — None. **1994** — KR Eric Metcalf, NT Michael Dean Perry. **1995** — DE Rob Burnett, FB Leroy Hoard, LB Pepper Johnson, KR Eric Metcalf, NT Michael Dean Perry, S Eric Turner. **1996** — None.

**2000** — None. **2001** — None. **2002** — LB Jamir Miller. **2003** — None. **2004** — None. **2005** — None. **2006** — None. **2007** — None. **2008** — QB Derek Anderson, KR Joshua Cribbs, WR Braylon Edwards, LS Ryan Pontbriand, T Joe Thomas\*, TE Kellen Winslow. **2009** — LS Ryan Pontbriand, DT Shaun Rogers, T Joe Thomas.

**2010** — KR Joshua Cribbs, T Joe Thomas. **2011** — C Alex Mack, T Joe Thomas. **2012** — T Joe Thomas. **2013** — KR Joshua Cribbs, K Phil Dawson, T Joe Thomas. **2014** — TE Jordan Cameron, WR Josh Gordon, CB Joe Haden, C Alex Mack, T Joe Thomas, S T.J. Ward. **2015** — S Tashawn Gipson, CB Joe Haden, T Joe Thomas, S Donté Whitner. **2016** — TE Gary Barnidge, C Alex Mack, T Joe Thomas. **2017** — T Joe Thomas. **2018** — LB Joe Schobert. **2019** — G Joel Bitonio, DE Myles Garrett, WR Jarvis Landry, CB Denzel Ward\*.

(Year indicates the year in which Pro Bowl game was played.) \* denotes rookie



## PRO BOWL SELECTIONS BY PLAYER

Player (Pos.).....	Total (Years)
Adamle, Tony (FB).....	2 (1951, 1952)
Anderson, Derek (QB).....	1 (2008)
Banks, Chip (LB).....	4 (1983, 1984, 1986, 1987)
Barnes, Erich (DB).....	1 (1969)
Barnidge, Gary (TE).....	1 (2016)
Bitonio, Joel (G).....	1 (2019)
Brewer, Johnny (LB).....	1 (1967)
Brewster, Darrel (E/WR).....	2 (1956, 1957)
Brown, Jim (FB).....	9 (1958-66)
Burnett, Rob (DE).....	1 (1995)
Cameron, Jordan (TE).....	1 (2014)
Carpenter, Ken (HB).....	1 (1952)
Collins, Gary (FL/WR).....	2 (1966, 1967)
Colo, Don (T).....	3 (1955, 1956, 1959)
Cribbs, Joshua (KR).....	3 (2008, 2010, 2013)
Darden, Thom (S).....	1 (1979)
Davis, Ben (CB).....	1 (1973)
Dawson, Phil (K).....	1 (2013)
DeLamielleure, Joe (G).....	1 (1981)
DeLeone, Tom (C).....	2 (1980, 1981)
Dieken, Doug (T).....	1 (1981)
Dixon, Hanford (CB).....	3 (1987, 1988, 1989)
Edwards, Braylon (WR).....	1 (2008)
Fiss, Galen (LB).....	2 (1963, 1964)
Ford, Len (DE).....	4 (1952, 1953, 1954, 1955)
Gain, Bob (DT/DE).....	5 (1958, 1959, 1960, 1962, 1963)
Garrett, Myles (DE).....	1 (2019)
Gatski, Frank (C).....	1 (1957)
Gilbron, Abe (LB).....	4 (1953, 1954, 1955, 1956)
Gillom, Horace (E/WR).....	1 (1953)
Gipson, Tashaun (S).....	1 (2015)
Glass, Bill (DE).....	4 (1963, 1964, 1965, 1968)
Golic, Bob (NT).....	3 (1986, 1987, 1988)
Gordon, Josh (WR).....	1 (2014)
Graham, Otto (QB).....	5 (1951, 1952, 1953, 1954, 1955)
Green, Ernie (FB).....	2 (1967, 1968)
Gregory, Jack (DE).....	1 (1970)
Groza, Lou (T).....	9 (1951-56, 1958-60)
Haden, Joe (CB).....	2 (2014, 2015)
Hickerson, Gene (G).....	6 (1966, 1967, 1968, 1969, 1970, 1971)
Hoaglin, Fred (C).....	1 (1970)
Hoard, Leroy (FB).....	1 (1995)
Houston, Jim (LB).....	4 (1965, 1966, 1970, 1971)
Humble, Weldon (G).....	1 (1951)
Hunter, Art (C).....	1 (1960)
Jagade, Harry (FB).....	2 (1954, 1955)
James, Tommy (HB).....	1 (1954)
Johnson, Mike (LB).....	2 (1990, 1991)
Johnson, Pepper (LB).....	1 (1995)
Johnson, Walter (DT).....	3 (1968, 1969, 1970)
Jones, Dub (HB).....	2 (1952, 1953)

Kellermann, Ernie (DB).....	1 (1969)
Kelly, Leroy (HB).....	6 (1967, 1968, 1969, 1970, 1971, 1972)
Konz, Ken (HB).....	1 (1956)
Kosar, Bernie (QB).....	1 (1988)
Landry, Jarvis (WR).....	1 (2019)
Lavelli, Dante (E/WR).....	3 (1952, 1954, 1955)
Mack, Alex (C).....	3 (2011, 2014, 2016)
Mack, Kevin (RB).....	2 (1986, 1988)
Matthews, Clay (LB).....	4 (1986, 1988, 1989, 1990)
McCormack, Mike (T).....	5 (1957, 1958, 1961, 1962, 1963)
McNeil, Gerald (KR).....	1 (1988)
Metcalfe, Eric (KR).....	2 (1994, 1995)
Michaels, Walt (LB).....	4 (1957, 1958, 1959, 1960)
Miller, Jamir (LB).....	1 (2002)
Minnifield, Frank (CB).....	4 (1987, 1988, 1989, 1990)
Mitchell, Bobby (HB).....	1 (1961)
Modzelewski, Dick (DT).....	1 (1965)
Morin, Milt (TE).....	2 (1969, 1972)
Morrison, Fred (FB).....	1 (1956)
Morrow, John (C).....	2 (1962, 1964)
Motley, Marion (FB).....	1 (1951)
Nelsen, Bill (QB).....	1 (1970)
Newsome, Ozzie (TE).....	3 (1982, 1985, 1986)
Parrish, Bernie (DB).....	2 (1961, 1964)
Paul, Don (S).....	3 (1957, 1958, 1959)
Perry, Michael Dean (NT).....	5 (1990, 1991, 1992, 1994, 1995)
Plum, Milt (QB).....	2 (1961, 1962)
Pontbriand, Ryan (LS).....	2 (2008, 2009)
Pruitt, Greg (KR-RB).....	4 (1974, 1975, 1977, 1978)
Pruitt, Mike (RB).....	2 (1980, 1981)
Renfro, Ray (HB).....	3 (1954, 1958, 1961)
Risien, Cody (T).....	2 (1987, 1988)
Rogers, Shaun (DT).....	1 (2009)
Ryan, Frank (QB).....	3 (1965, 1966, 1967)
Schafraht, Dick (T).....	6 (1964, 1965, 1966, 1967, 1968, 1969)
Schobert, Joe (LB).....	1 (2018)
Scott, Clarence (CB).....	1 (1974)
Sherk, Jerry (DT).....	4 (1974, 1975, 1976, 1977)
Sipe, Brian (QB).....	1 (1981)
Slaughter, Webster (WR).....	1 (1990)
Smith, Jim Ray (G).....	5 (1959, 1960, 1961, 1962, 1963)
Speedie, Mac (E/WR).....	2 (1951, 1953)
Thomas, Joe (T).....	10 (2008-17)
Turner, Eric (S).....	1 (1995)
Ward, Denzel (CB).....	1 (2019)
Ward, T.J. (S).....	1 (2014)
Warfield, Paul (WR).....	3 (1965, 1969, 1970)
Whitner, Donte (S).....	1 (2015)
Wiggin, Paul (DE).....	2 (1966, 1968)
Willis, Bill (G).....	3 (1951, 1952, 1953)
Winslow, Kellen (TE).....	1 (2008)
Wooten, John (G).....	2 (1966, 1967)

(Year indicates the year in which Pro Bowl game was played.)

## MOST PRO BOWL SELECTIONS

The Browns have had 103 individuals selected to the Pro Bowl with 56 players earning the honor multiple times. Joe Thomas has the most Pro Bowl selections among Browns players with 10 followed by Pro Football Hall of Famers Jim Brown (nine) and Lou Groza (nine).

### BROWNS MOST PRO BOWL SELECTIONS

	Player	Pos.	Years#	Total
1.	Joe Thomas	T	2008-17	10
2.	Jim Brown*	RB	1958-66	9
	Lou Groza*	T	1951-56, 1958-60	9
4.	Leroy Kelly*	RB	1967-72	6
	Gene Hickerson*	G	1966-71	6
	Dick Schafraht	T	1964-69	6

\*Denotes member of the Pro Football Hall of Fame

#Year indicates the year in which Pro Bowl game was played



## TEAM AWARD WINNERS

### ED BLOCK COURAGE AWARD

An annual recognition to the athlete who exemplifies the qualities of courage, compassion, commitment and community service, named after Ed Block, the former head athletic trainer of the Baltimore Colts.

1984	WR Willis Adams
1985	DE Carl Hairston
1986	TE Ozzie Newsome
1987	RB Earnest Byner
1988	LB Eddie Johnson
1989	T Cody Risien
1990	RB Kevin Mack
1991	CB Mark Harper
1992	WR Lawyer Tillman
1993	WR Patrick Rowe
1994	LB Carl Banks
1995	DB Bennie Thompson
1999	DE Derrick Alexander
2000	LB Jamir Miller
2001	OG Jeremy McKinney
2002	TE Mark Campbell
2003	DL Courtney Brown
2004	RB Lee Suggs
2005	LB Kenard Lang
2006	K Phil Dawson
2007	DB Gary Baxter
2008	WR Joe Jurevicius
2009	WR Mike Furrey
2010	LB Eric Barton
2011	LB D'Qwell Jackson
2012	P Reggie Hodges
2013	DB T.J. Ward
2014	DL Desmond Bryant
2015	OL Alex Mack
2016	DB Joe Haden
2017	OL Kevin Zeitler
2018	DB Terrance Mitchell

### MAURICE BASSETT AWARD

Named in 1985 in honor of RB Maurice Bassett, who played for the Browns from 1954-56, and given to the Browns' most outstanding rookie in training camp as voted by the media.

1985	DT David Morrill
1986	DE Ralph Malone
1987	FB Tim Manoa
1988	DB Brian Washington
1989	DE Andrew Stewart
1990	DE Rob Burnett
1991	WR Michael Jackson
1992	RB Tommy Vardell
1993	C Steve Everitt
1994	DB Antonio Langham
1995	QB Eric Zeier
2001	DB Anthony Henry
2002	LB Kevin Bentley
2003	WR C.J. Jones
2004	QB Luke McCown
2005	QB Charlie Frye
2006	RB Jerome Harrison
2007	DB Eric Wright
2008	LB Alex Hall
2009	RB James Davis
2010	DB T.J. Ward
2011	WR Greg Little
2012	QB Brandon Weeden
2013	LB Barkevious Mingo
2014	LB Christian Kirksey
2015	DL Danny Shelton
2016	DL Carl Nassib
2017	DL Myles Garrett
2018	QB Baker Mayfield

### ART ROONEY SPORTSMANSHIP AWARD

An annual honor started in 2014 for players who exemplify outstanding sportsmanship on the field. The award was created in honor of the late Art Rooney, Sr.

2014	DB Joe Haden
2015	QB Josh McCown
2016	OL Joe Thomas
2017	OL Joe Thomas*
2018	OL Joel Bitonio

\*Denotes NFL Finalist

### WALTER PAYTON MAN OF THE YEAR AWARD

Named in 1999 after Walter Payton, this honor recognizes a player's off-the-field community service as well as his playing excellence.

1999	OG Jim Pyne
2000	LB Jamir Miller
2001	LB Wali Rainer
2002	RB Jamel White
2003	QB Kelly Holcomb
2004	DE Kenard Lang
2005	QB Trent Dilfer
2006	QB Charlie Frye
2007	WR Braylon Edwards
2008	K Phil Dawson
2009	WR Mike Furrey*
2010	OL Joe Thomas
2011	WR Joshua Cribbs
2012	OL Joe Thomas*
2013	LB Jabaal Sheard
2014	LB Craig Robertson
2015	TE Gary Barnidge
2016	OL Joe Thomas
2017	TE Randall Telfer
2018	LB Christian Kirksey

\*Denotes NFL Finalist

### SALUTE TO SERVICE AWARD

An annual honor started in 2013 for coaches, active and retired players, and team executives and personnel who best demonstrate support for the military community.

2013	LB D'Qwell Jackson
2014	OL Alex Mack
2015	OL Alex Mack
2016	OL Joe Thomas
2017	OL Joe Thomas
2018	OL Joe Thomas

### PRO FOOTBALL WRITERS OF AMERICA DINO LUCARELLI "GOOD GUY" AWARD

Given annually to the player to reward him for his cooperation with the media and for the way a player carries himself in the community and with his teammates.

2001	QB Tim Couch
2002	DB Corey Fuller
2003	OL Shaun O'Hara
2004	DB Daylon McCutcheon
2005	C Jeff Faine
2006	DB Brian Russell
2007	K Phil Dawson
2008	DB Brandon McDonald
2009	LB David Bowens
2010	OL Joe Thomas
2011	DB Mike Adams
2012	LB D'Qwell Jackson
2013	OL Joe Thomas
2014	QB Brian Hoyer
2015	QB Josh McCown
2016	LB Christian Kirksey
2017	OL Joel Bitonio
2018	OL Joel Bitonio

### PRO FOOTBALL WRITERS OF AMERICA JOE THOMAS AWARD - PLAYER OF THE YEAR

Given annually to the team's MVP as voted on by the local PFWA. The award was re-named in 2018 after perennial Pro Bowler Joe Thomas.

2001	LB Jamir Miller
2002	RB William Green
2003	LB Andra Davis
2004	SS Robert Griffith
2005	RB Reuben Droughns
2006	LB Kamerion Wimbley
2007	QB Derek Anderson
2008	DL Shaun Rogers
2009	WR Joshua Cribbs
2010	RB Peyton Hillis
2011	LB D'Qwell Jackson
2012	K Phil Dawson
2013	WR Josh Gordon
2014	OL Joe Thomas
2015	TE Gary Barnidge
2016	OL Joe Thomas
2017	RB Duke Johnson Jr.
2018	QB Baker Mayfield

STAFF

PLAYERS

2018 SEASON

HISTORY

RECORDS

GAME DAY



# ALL-TIME ROSTER

<b>A</b>	
Abdullah, Hamza (DB) Washington State .....	#2008
Abdullah, Rahim (LB) Clemson .....	1999-00
Abdul-Jabbar, Karim (RB) UCLA .....	1999
Abrams, Bobby (LB) Michigan .....	1992
Acho, Emmanuel (LB) Texas .....	#2012
Adamle, Tony (LB) Ohio State .....	1947-51, 1954
Adams, Chet (T) Ohio University .....	1946-48
Adams, Keith (LB) Clemson .....	2007
Adams, Mike (DB) Delaware .....	2007-11
Adams, Pete (G) Southern California .....	1974, 1976
Adams, Stefon (DB) Auburn .....	1990
Adams, Titus (DL) Nebraska .....	#2009, 2010
Adams, Vashone (DB) Eastern Michigan .....	1995
Adams, Willis (WR) Houston .....	1979-85
Agase, Alex (G) Illinois .....	1948-51
Agnew, Ray (FB) Southern Illinois .....	2014
Aiken, Sam (WR) North Carolina .....	2010
Akins, Al (RB) Washington State .....	1946
Akins, Chris (DB) Arkansas Pine-Bluff .....	2001-02
Aldridge, Allen (DE) Prairie View .....	1974
Alexander, Eric (LB) Louisiana State .....	2010
Alexander, Derrick (WR) Michigan .....	1994-95
Alexander, Derrick (DL) Florida State .....	1999
Alexander, Dominique (LB) Oklahoma .....	2016-17
Alford, Mario (WR) West Virginia .....	2016
Ali, Charles (FB) Arkansas Pine-Bluff .....	2007-08
Allen, Ermal (QB) Kentucky .....	1947
Allen, Greg (RB) Florida State .....	1985
Allen, Jake (WR) Mississippi College .....	2009
Alston, Richard (WR) East Carolina .....	2004
Alzado, Lyle (DE) Yankton .....	1979-81
Ambrose, Dick (LB) Virginia .....	1975-83, #1984
Amstutz, Joe (C) Indiana .....	1957
Anderson, Derek (QB) Oregon State .....	#2005, 2006-09
Anderson, Preston (DB) Rice .....	1974
Anderson, Stuart (LB) Virginia .....	1984
Andrews, Billy (LB) Southeastern Louisiana .....	1967-74
Andrews, Joe (OL) South Connecticut State .....	2005-06
Armstrong, Ray-Ray (LB) Miami (Fla.) .....	2018
Armstrong, Quincy (C) North Texas .....	1954
Arvie, Herman (OL) Grambling .....	1993-95
Askin, John (G) Notre Dame .....	*1987
Athas, Pete (DB) Tennessee .....	1975
Atkins, Doug (DE) Tennessee .....	1953-54
Atkinson III, George (RB) Notre Dame .....	2016
Aubrey, Josh (DB) Stephen F. Austin .....	2013
Austin, Miles (WR) Monmouth .....	2014
Avery, Genard (LB) Memphis .....	2018

<b>B</b>	
Baab, Mike (C) Texas .....	1982-87, 1990-91
Bademosi, Johnson (DB) Stanford .....	2012-15
Babich, Bob (LB) Miami (Ohio) .....	1973-78
Bahr, Matt (K) Penn State .....	1981-89
Bailey, Alvin (OL) Arkansas .....	2016
Baker, Al (DE) Colorado State .....	1987, 1989-90
Baker, Sam (P-K) Oregon State .....	1960-61
Baker, Edwin (RB) Michigan State .....	2013
Baker, Tony (RB) East Carolina .....	1986, 1988
Baldwin, Keith (DE) Texas A&M .....	1982-85
Baldwin, Randy (RB) Mississippi .....	#1991-94
Ball, Jerry (DT) Southern Methodist .....	1993, 1999
Bandison, Romeo (DL) Oregon .....	#1994-95
Banker, Ted (G) Southeast Mississippi State .....	1989
Banks, Carl (LB) Michigan State .....	1994-95
Banks, Chip (LB) Southern California .....	1982-86
Banks, Fred (WR) Liberty .....	1985
Banks, Robert (DE) Notre Dame .....	1989-90
Banner, Zach (OL) Southern California .....	2017
Barclay, Chris (RB) Wake Forest .....	#2006
Barisich, Carl (DT) Princeton .....	1973-75

Barker, Chris (OL) Nevada .....	#2017
Barker, Roy (DE) North Carolina .....	1999
Barnes, Erich (DB) Purdue .....	1965-71
Barnes, Rashidi (DB) Colorado .....	2000
Barnett, Harlon (S) Michigan State .....	1990-92
Barnett, Vincent (S) Arkansas State .....	*1987
Barney, Eppie (WR) Iowa State .....	1967-68
Barndige, Gary (TE) Louisville .....	2013-16
Bartel, Richard (QB) Tarleton State .....	#2008
Barton, Eric (LB) Maryland .....	2009-10
Bassett, Maurice (RB) Langston .....	1954-56
Bates, Michael (WR/KR) Arizona .....	1995
Bates, Phil (WR) Ohio University .....	#2014
Battle, Jim (DE) Southern University .....	1966
Baugh, Tom (C) Southern Illinois .....	1989
Bavaro, Mark (TE) Notre Dame .....	1992
Baxter, Gary (DB) Baylor .....	2005-06, #2007
Beach, Walter (DB) Central Michigan .....	1963-66
Beamon, Autry (DB) East Texas State .....	1980-81
Beasley, Chad (OT) Virginia Tech .....	2002-2003
Beauford, Clayton (WR) Auburn .....	*1987
Bedell, Brad (OL) Colorado .....	2000-01
Bedosky, Mike (OL) Missouri .....	#1994
Belk, Rocky (WR) Miami (Fla.) .....	1983
Bell, Beau (LB) UNLV .....	2008
Bell, Mike (RB) Arizona .....	2010
Bell, Terry (WR) Indiana State .....	*1987
Bello, B.J. (LB) Illinois State .....	2017
Benard, Marcus (LB) Jackson State .....	2009-11, #2012
Benjamin, Travis (WR) Miami (Fla.) .....	2012-15
Bentley, Kevin (LB) Northwestern .....	2002-2004
Bentley, LeCharles (OL) Ohio State .....	#2006, #2007
Benz, Larry (DB) Northwestern .....	1963-65
Bernstein, Alex (OL) Amherst .....	#1999
Berry, Aaron (DB) Pittsburgh .....	2014
Berry, Latin (DB) Oregon .....	1991-92
Bess, Davone (WR) Hawaii .....	2013
Best, Greg (S) Kansas State .....	1984
Bettridge, Ed (LB) Bowling Green .....	1964
Beutler, Tom (LB) Toledo .....	1970
Bibbs, E.J. (TE) Iowa State .....	2015
Biedermann, Leo (T) California .....	1978
Bishop, Harold (TE) Louisiana State .....	1995
Bitonio, Joel (OL) Nevada .....	2014-18
Black, James (RB) Akron .....	1984
Blandin, Ernie (T) Tulane .....	1946-47
Blaylock, Anthony (DB) Winston-Salem State .....	1988-91
Bloch, Ray (T) Ohio University .....	#1981
Bobo, Orlando (G) Northeast Louisiana .....	1999
Bockwoldt, Colby (LB) Brigham Young .....	2007
Bodden, Leigh (DB) Duquesne .....	2003-07
Boddy-Calhoun, Breian (DB) Minnesota .....	2016-18
Boedeker, Bill (RB) No College .....	1947-49
Bogotay, Brandon (K) Georgia .....	#2013
Bolden, Leroy (RB) Michigan State .....	1958-59
Bolden, Rickey (T) Southern Methodist .....	1984-89
Bolton, Ron (DB) Norfolk State .....	1976-82
Bolzani, Scott (T) Northern Illinois .....	#1985
Booth, Issac (DB) California .....	1994-95
Booty, Josh (QB) Louisiana State .....	#2001-03
Borton, John (QB) Ohio State .....	1957
Bosley, Keith (OT) Eastern Kentucky .....	*1987
Bostic, Keith (DB) Michigan .....	1990
Bowe, Dwayne (WR) Louisiana State .....	2015
Bowens, David (LB) Western Illinois .....	2009-10
Bowers, R.J. (FB) Grove City (Pa.) .....	2002-03
Bowie, Michael (OL) Northeastern State .....	#2014, #2015
Boyer, Brant (LB) Arizona .....	2001-03
Bradley, Harold (G) Iowa .....	1954-56
Bradley, Henry (DT) Alcorn State .....	1979-82
Brady, Donny (DB) Wisconsin .....	1995
Braggs, Stephen (DB) Texas .....	1987-91



<b>Brandon, David</b> (LB) Memphis State.....	1991-93
<b>Brannon, Robert</b> (DE) Arkansas.....	*1987
<b>Brantley, Caleb</b> (DL) Florida.....	2017
<b>Brazier, Larry</b> (CB) Southern California.....	1982-85
<b>Brennan, Brian</b> (WR) Boston College.....	1984-91
<b>Brewer, Johnny</b> (TE-LB) Mississippi.....	1961-67
<b>Brewster, Darrel</b> (WR) Purdue.....	1952-58
<b>Briggs, Bob</b> (DE) Heidelberg.....	1971-73
<b>Brinkman, Charles</b> (WR) Louisville.....	1972
<b>Britt, Kenny</b> (WR) Rutgers.....	2017
<b>Brohm, Jeff</b> (QB) Louisville.....	#2000
<b>Brooks, Clifford</b> (DB) Tennessee State.....	1972-74
<b>Brooks, James</b> (RB) Auburn.....	1992
<b>Brown, Bobby</b> (WR) Notre Dame.....	2000
<b>Brown, Courtney</b> (DE) Penn State.....	2000-04
<b>Brown, Dean</b> (DB) Fort Valley State.....	1969
<b>Brown, Dee</b> (RB) Syracuse.....	2004
<b>Brown, Eddie</b> (DB) Tennessee.....	1974-75
<b>Brown, James</b> (OL) Virginia State.....	2000
<b>Brown, Jim</b> (RB) Syracuse.....	1957-65
<b>Brown, John</b> (T) Syracuse.....	1962-66
<b>Brown, Ken</b> (RB) No College.....	1970-75
<b>Brown, Lomas</b> (T) Florida.....	1999
<b>Brown, Orlando</b> (T) South Carolina State.....	1994-95, 1999
<b>Brown, Pharaoh</b> (TE) Oregon.....	2018
<b>Brown, Preston</b> (KR) Vanderbilt.....	1984
<b>Brown, Ralph</b> (DB) Nebraska.....	2006
<b>Brown, Richard</b> (LB) San Diego State.....	1991-92
<b>Brown, Sheldon</b> (DB) South Carolina.....	2010-12
<b>Brown, Stan</b> (WR) Purdue.....	1971
<b>Brown, Terry</b> (DB) Oklahoma State.....	1976
<b>Brown, Thomas</b> (RB) Georgia.....	#2009
<b>Brown, Thomas</b> (DE) Baylor.....	1981, 1983
<b>Brown, Titus</b> (LB) Mississippi State.....	2008-11
<b>Bryant, Antonio</b> (WR) Pittsburgh.....	2004-05
<b>Bryant, Armonty</b> (DL) East Central (Okla.).....	2013-15, #2016
<b>Bryant, Desmond</b> (DL) Harvard.....	2013-15, #2016
<b>Buben, Mark</b> (DT) Tufts.....	1982
<b>Buchanan, Charles</b> (DE) Tennessee State.....	1988
<b>Buczowski, Bob</b> (DL) Pittsburgh.....	1990
<b>Buehler, George</b> (G) Stanford.....	1978-79
<b>Bumgardner, Rex</b> (RB) West Virginia.....	1950-52
<b>Bundra, Mike</b> (DT) Southern California.....	1964
<b>Bundren, Jim</b> (C) Clemson.....	1999-00
<b>Burgess Jr., James</b> (LB) Louisville.....	2017-18
<b>Burley, Marcus</b> (DB) Delaware.....	2016
<b>Burnett, Chester</b> (LB) Arizona.....	2000
<b>Burnett, Rob</b> (DE) Syracuse.....	1990-95
<b>Burrell, Clinton</b> (DB) Louisiana State.....	1979-84
<b>Burris, Justin</b> (DB) N.C. State.....	2018
<b>Burton, Leonard</b> (OL) South Carolina.....	#1991
<b>Bush, Devin</b> (DB) Florida State.....	2001-02
<b>Butler, Dave</b> (LB) Notre Dame.....	*1987
<b>Butler, Kelly</b> (OT) Purdue.....	2006, #2007
<b>Butler, Rashad</b> (OL) Miami (Fla.).....	2013
<b>Butler, Ray</b> (WR) Southern California.....	#1989
<b>Byner, Earnest</b> (RB) East Carolina.....	1984-88, 1994-95
<b>Byrd, LaRon</b> (WR) Miami (Fla.).....	2014

## C

<b>Caldwell, Mike</b> (LB) Middle Tennessee State.....	1993-95
<b>Caldwell, Trey</b> (DB) Louisiana Monroe.....	2016
<b>Caleb, Jamie</b> (RB) Grambling.....	1960, 1965
<b>Callahan, Joe</b> (QB) Wesley College.....	#2016
<b>Callaway, Antonio</b> (WR) Florida.....	2018
<b>Cameron, Jordan</b> (TE) Southern California.....	2011-14
<b>Cameron, Ronnie</b> (DL) Hofstra.....	#2012
<b>Camp, Reggie</b> (DE) California.....	1983-87
<b>Campbell, Ibraheim</b> (DB) Northwestern.....	2015-17
<b>Campbell, Jason</b> (QB) Auburn.....	2013
<b>Campbell, Lang</b> (QB) William & Mary.....	#2006
<b>Campbell, Mark</b> (TE) Michigan.....	1999-02
<b>Campbell, Milt</b> (RB) Indiana.....	1957
<b>Capers, James</b> (LB) Central Michigan.....	*1987

<b>Carder, Tank</b> (LB) Texas Christian.....	2012-16, #2017
<b>Carollo, Joe</b> (T) Notre Dame.....	1972-73
<b>Carpenter, Ken</b> (RB) Oregon State.....	1950-53
<b>Carpenter, Lew</b> (RB) Arkansas.....	1957-58
<b>Carpenter, Preston</b> (RB) Arkansas.....	1956-59
<b>Carraway, Stanley</b> (WR) West Texas State.....	*1987
<b>Carreker, Vince</b> (DB) Cincinnati.....	*1987
<b>Carrie, T.J.</b> (DB) Ohio.....	2018
<b>Carrier, Mark</b> (WR) Nicholls State.....	1993-94
<b>Carter, Alex</b> (DE) Tennessee State.....	*1987
<b>Carter, Dyshod</b> (DB) Kansas State.....	2001, 2004
<b>Carter, Tim</b> (WR) Auburn.....	2007
<b>Carver, Dale</b> (LB) Georgia.....	1983
<b>Cassady, Howard</b> (RB) Ohio State.....	1962
<b>Cash, Jeremy</b> (LB) Duke.....	#2017
<b>Catlin, Tom</b> (LB) Oklahoma.....	1953-54, 1957-58
<b>Caylor, Lowell</b> (DB) Miami (Ohio).....	1964
<b>Chambers, Kirk</b> (OL) Stanford.....	2004-05
<b>Chanoine, Roger</b> (OL) Temple.....	1999-02
<b>Chapman, Lamar</b> (DB) Kansas State.....	2000-01
<b>Charles, Orson</b> (TE/FB) Georgia.....	2018
<b>Charlton, Clifford</b> (LB) Florida.....	1988-89
<b>Cherokee, George</b> (G) Ohio State.....	1946
<b>Chiaverini, Darrin</b> (WR) Colorado.....	1999-00
<b>Childress, Freddie</b> (T) Arkansas.....	1992
<b>Christensen, Jeff</b> (QB) Eastern Illinois.....	*1987
<b>Chubb, Nick</b> (RB) Georgia.....	2018
<b>Cieslak, Brad</b> (TE) Northern Illinois.....	2008
<b>Clancy, Sam</b> (DE) Pittsburgh.....	1985-88
<b>Clark, Monte</b> (T) Southern California.....	1963-69
<b>Clarke, Frank</b> (WR) Colorado.....	1957-59
<b>Clarke, Leon</b> (WR) Southern California.....	1960-62
<b>Clayborn, Raymond</b> (CB) Texas.....	1990-91
<b>Claybrooks, DeVone</b> (DL) East Carolina.....	2001
<b>Claybrooks, Felipe</b> (DL) Georgia Tech.....	2001-03
<b>Clayton, Thomas</b> (RB) Kansas State.....	2010-11
<b>Cline, Ollie</b> (RB) Ohio State.....	1948
<b>Coates, Sammie</b> (WR) Auburn.....	2017
<b>Coates, Sherrod</b> (LB) Western Kentucky.....	2003-04
<b>Cockroft, Don</b> (K-P) Adams State.....	1968-80
<b>Colclough, Ricardo</b> (DB) Tusculum.....	#2007
<b>Cole, Emerson</b> (RB) Toledo.....	1950-52
<b>Colella, Tom</b> (P-DB) Canisius.....	1946-48
<b>Coleman, Corey</b> (WR) Baylor.....	2016-17
<b>Coleman, Cossey</b> (OL) Tennessee.....	2005-06
<b>Coleman, Greg</b> (P) Florida A&M.....	1977
<b>Coleman, Kenyon</b> (DL) UCLA.....	2009-10
<b>Coleman, Shon</b> (OL) Auburn.....	2016-17
<b>Coley, Trevon</b> (DL) Florida Atlantic.....	2017-18
<b>Colinet, Stalin</b> (DL) Boston College.....	1999-01
<b>Collins, Gary</b> (WR-P) Maryland.....	1962-71
<b>Collins Sr., Jamie</b> (LB) Southern Mississippi.....	2016-18
<b>Collins, Javier</b> (OL) Northwestern.....	#2004
<b>Collins, Jed</b> (TE) Washington State.....	#2008
<b>Collins, Larry</b> (RB) Texas A&I.....	1978
<b>Collins, Ryan</b> (TE) St. Thomas.....	#1999
<b>Collins, Shawn</b> (WR) Northern Arizona.....	1992
<b>Colman, Doug</b> (LB) Nebraska.....	2000
<b>Colo, Don</b> (T) Brown.....	1953-58
<b>Colquitt, Britton</b> (P) Tennessee.....	2016-18
<b>Conjar, Larry</b> (RB) Notre Dame.....	1967
<b>Connolly, Ted</b> (G) Tulsa.....	1963
<b>Conover, Frank</b> (DL) Syracuse.....	1991
<b>Contz, Bill</b> (T) Penn State.....	1983-86
<b>Conway, Brett</b> (K) Penn State.....	2003
<b>Cook, Damion</b> (OL) Bethune-Cookman.....	2004
<b>Cooks, Johnnie</b> (LB) Mississippi State.....	1991
<b>Coons, Travis</b> (K) Washington.....	2015
<b>Cooper, Jonathan</b> (OL) North Carolina.....	2016
<b>Cooper, Josh</b> (WR) Oklahoma State.....	2012-13
<b>Cooper, Scott</b> (DE) Kearney State.....	*1987
<b>Cooper, Xavier</b> (DL) Washington State.....	2015-16
<b>Copeland, Jim</b> (G) Virginia.....	1967-74



Coppage, Alton (DE) Oklahoma .....	1946
Corbett, Austin (OL) Nevada .....	2018
Cornell, Bo (RB) Washington .....	1971-72
Costanzo, Blake (LB) Lafayette .....	2009-10
Costello, Vince (LB) Ohio University .....	1957-66
Cotton, Fest (DT) Dayton .....	1972
Cotton, Marcus (LB) Southern California .....	1990
Couch, Tim (QB) Kentucky .....	1999-03
Cousin, Terry (DB) South Carolina .....	2008
Cousineau, Tom (LB) Ohio State .....	1982-85
Cousins, Oniel (OL) UTEP .....	2011-13
Cowan, Bob (RB) Indiana .....	1947-48
Cowher, Bill (LB) North Carolina State .....	1980-82
Cox, Arthur (TE) Texas South .....	1991
Cox, Steve (P-K) Arkansas .....	1981-84
Craig, Neal (DB) Fisk .....	1975-76
Craig, Reggie (WR) Arkansas .....	1977
Craven, Bill (DB) Harvard .....	1976
Crawford, Mike (RB) Arizona State .....	*1987
Crawford, Tim (LB) Texas Tech .....	*1987
Crespino, Bob (WR) Mississippi .....	1961-63
Crews, Ron (DE) Nevada-Las Vegas .....	1980
Cribbs, Joshua (WR) Kent State .....	2005-12
Crocker, Chris (DB) Marshall .....	2003-05
Crosby, Cleveland (DE) Arizona .....	#1980
Crowell, Isaiah (RB) Alabama State .....	2014-17
Cundiff, Billy (K) Drake .....	2009, 2013-14
Cureton, Will (QB) East Texas State .....	1975
Currie, Justin (DB) Western Michigan .....	2017
Cvercko, Andy (G) Northwestern .....	1963

## D

Dahl, Bob (OL) Notre Dame .....	1992-95
Daniell, Jim (C) Ohio State .....	1946
Daniels, Travis (DB) Louisiana State .....	2008
Danielson, Gary (QB) Purdue .....	1985, 1987-88
Dansby, Karlos (LB) Auburn .....	2014-15
Darden, Thom (DB) Michigan .....	1972-74, 1976-81
Darrow, Barry (T) Montana .....	1974-78
Davis, Andra (LB) Florida .....	2002-08
Davis, Andre' (WR) Virginia Tech .....	2002-04
Davis, Austin (QB) Southern Mississippi .....	2015
Davis, Ben (DB) Defiance .....	1967-68, 1970-73
Davis, Bruce (WR) Baylor .....	1984
Davis, Carl (DL) Iowa .....	2018
Davis, Demario (LB) Arkansas State .....	2016
Davis, Dick (RB) Nebraska .....	1969
Davis, Gary (RB) Cal Poly-SLO .....	#1981
Davis, Hall (DL) Louisiana-Lafayette .....	2012
Davis, James (RB) Clemson .....	2009-10
Davis, Johnny (RB) Alabama .....	1982-86, *1987
Davis, Michael (CB) Cincinnati .....	1995
Davis, Oliver (DB) Tennessee State .....	1977-80
Davis, Reggie (WR) Georgia .....	#2017
Davis, Willie (DE) Grambling .....	1958-59
Davis, Zola (WR) South Carolina .....	1999
Dawson, Doug (G) Texas .....	1994
Dawson, JaJuan (WR) Tulane .....	2000-01
Dawson, Len (QB) Purdue .....	1960-61
Dawson, Phil (K) Texas .....	1999-2012
Dayes, Matthew (RB) North Carolina State .....	2017
Dearth, James (TE) Tarleton State .....	1999
DeLamielleure, Joe (G) Michigan State .....	1980-84
DeLeone, Tom (C) Ohio State .....	1974-84
DeLeone, Tony (P) Kent State .....	*1987
Delhomme, Jake (QB) Louisiana-Lafayette .....	2010
Dellerba, Spiro (RB) Ohio State .....	1947
DeMar, Enoch (OL) Indiana .....	2003-04
DeMarco, Bob (C) Dayton .....	1972-74
Demarie, John (G-T) Louisiana State .....	1967-75
Denman, Anthony (LB) Notre Dame .....	2001
Dennis, Al (G) Grambling .....	1976-77
Dennison, Doug (RB) Kutztown State .....	1979

Denton, Bob (DT) College of the Pacific .....	1960
Deschaine, Dick (DE) No College .....	1958
Desir, Pierre (DB) Lindenwood .....	2014-15
Detmer, Ty (QB) Brigham Young .....	1999
DeValve, Seth (TE) Princeton .....	2016-18
Devlin, Pat (QB) Delaware .....	#2015
Devries, Jed (OL) Utah State .....	1995
Devrow, Billy (DB) Southern Mississippi .....	1967
Dewar, Jim (RB) Indiana .....	1947
Dickey, Curtis (RB) Texas A&M .....	1985-86
Dieken, Doug (T) Illinois .....	1971-84
Diles, Zac (LB) Kansas State .....	2014
Dilfer, Trent (QB) Fresno State .....	2005
DiManche, Jayson (LB) Southern Illinois .....	2015
Dimler, Rich (DT) Southern California .....	1979
Dinkins, Darnell (TE) Pittsburgh .....	2006-08
Dixon, Gerald (LB) South Carolina .....	1993-95
Dixon, Hanford (CB) Southern Mississippi .....	1981-89
Dockery James (DB) Oregon State .....	2011
Donaldson, Gene (G) Kentucky .....	1953
Dorsey, Ken (QB) Miami (Fla.) .....	2006, #2007, 2008
Dorsey, Nat (OL) Georgia Tech .....	2005-07
Douglas, Derrick (LB) Louisiana Tech .....	1991
Drango, Spencer (OL) Baylor .....	2016-17
Draughn, Shaun (RB) North Carolina .....	2014-15
Dray, Jim (TE) Stanford .....	2014-15
Dressel, Chris (TE) Stanford .....	#1988
Driver, Stacey (RB) Clemson .....	*1987
Droughns, Reuben (RB) Oregon .....	2005-06
Dudley, Brian (S) Bethune Cookman .....	*1987
Dudley, Rickey (TE) Ohio State .....	2001
Duff, Bill (DL) Tennessee .....	1999
Dumont, Jim (LB) Rutgers .....	1984
Dunbar, Jubilee (WR) Southern .....	1974
Duncan, Brian (RB) Southern Methodist .....	1976-77
Duncan, Ron (TE) Wittenberg .....	1967
Dunn, Damon (WR) Stanford .....	1999-00
Dunn, David (WR) Fresno State .....	1999
Dutton, Ryan (P), Minnesota State-Mankato .....	#2004

## E

Eason, Nick (DL) Clemson .....	2004-06
East, Ron (DE) Montana State .....	1975
Eaton, Chad (DL) Washington State .....	#1995
Echemandu, Adimchinobe (RB) California .....	2004
Echols, Donnie (TE) Oklahoma State .....	*1987
Edwards, Armanti (WR) Appalachian State .....	2013
Edwards, Braylon (WR) Michigan .....	2005-09
Edwards, Earl (DT) Wichita State .....	1976-78
Edwards, Lavar (DL) Louisiana State .....	2017
Edwards, Marc (FB) Notre Dame .....	1999-00
Ekpre-Obomu, Ifo (DB) Oregon .....	#2015
Ekuban, Ebenezer (DE) North Carolina .....	2004
Elam, Abram (DB) Kent State .....	2009-10
Elkins, Mike (QB) Wake Forest .....	#1991
Ellis, Ken (DB) Southern .....	1977
Ellis, Ray (S) Ohio State .....	1986-87
Ellsworth, Percy (DB) Virginia .....	2000-01
Elston, Trae (DB) Mississippi .....	#2016
Emanuel, Ben (S) UCLA .....	#2006
Engel, Steve (RB) Colorado .....	1970
English, Auston (LB) Oklahoma .....	2011, #2012
Ernst, Paul (P) Northern Arizona .....	2007
Erving, Cameron (OL) Florida State .....	2015-16
Estandia, Greg (TE) UNLV .....	2009-10
Eslinger, Greg (OL) Minnesota .....	#2007
Ethridge, Ray (WR) Pasadena City .....	#1995
Eubanks, Darius (LB) Georgia Southern .....	2013, #2014
Evans, Fred (RB) Notre Dame .....	1946
Evans, Johnny (QB-P) North Carolina State .....	1978-80
Everett, Major (RB) Mississippi College .....	1986, *1987
Everitt, Steve (C) Michigan .....	1993-95



<b>F</b>	
<b>Fabiano, Anthony</b> (OL) Harvard .....	2016
<b>Faine, Jeff</b> (C) Notre Dame .....	2003-05
<b>Fair, Carl</b> (RB) Alabama-Birmingham .....	2001
<b>Fairchild, Greg</b> (G) Tulsa .....	1978
<b>Farren, Paul</b> (T) Boston University .....	1983-91
<b>Faulk, Chris</b> (OL) Louisiana State .....	#2013
<b>Feacher, Ricky</b> (WR) Mississippi Valley .....	1976-84
<b>Fekete, Gene</b> (RB) Ohio State .....	1946
<b>Fells, Darren</b> (TE) California-Irvine .....	2018
<b>Ferguson, Charley</b> (DE) Tennessee A&M .....	1961
<b>Ferguson, Vagas</b> (RB) Notre Dame .....	1983
<b>Fichtner, Ross</b> (DB) Purdue .....	1960-67
<b>Figaro, Cedric</b> (LB) Notre Dame .....	1991-92
<b>Figurs, Yamon</b> (WR) Kansas State .....	2010
<b>Fike, Dan</b> (G) Florida .....	1985-92
<b>Fisk, Jason</b> (DL) Stanford .....	2005
<b>Fiss, Galen</b> (LB) Kansas .....	1956-66
<b>Fleming, Don</b> (DB) Florida .....	1960-62
<b>Flick, Tom</b> (QB) Washington .....	1984
<b>Flint, Judson</b> (DB) Memphis State .....	1980-82
<b>Florence, Anthony</b> (DB) Bethune Cookman .....	1991
<b>Floyd, Chris</b> (FB) Michigan .....	2000
<b>Floyd, Marquis</b> (DB) West Georgia .....	#2009
<b>Foggie, Fred</b> (DB) Minnesota .....	1992
<b>Fontenot, Herman</b> (RB) Louisiana State .....	1985-88
<b>Fontenot, Therrian</b> (DB) Fresno State .....	2006
<b>Footman, Dan</b> (DE) Florida State .....	1993-95
<b>Forbes, Marlon</b> (S) Penn State .....	1999
<b>Ford, Henry</b> (RB) Pittsburgh .....	1955
<b>Ford, Len</b> (DE) Michigan .....	1950-57
<b>Fort, L.J.</b> (LB) Northern Iowa .....	2012
<b>Forester, Herschel</b> (G) Southern Methodist .....	1954-57
<b>Fortune, Elliott</b> (DL) Georgia Tech .....	#1995
<b>Fowler, Melvin</b> (C) Maryland .....	2002-04
<b>Fragel, Reid</b> (OL) Ohio State .....	#2013
<b>Fraleigh, Hank</b> (C) Robert Morris .....	2006-09
<b>Francies, Coye</b> (DB) San Jose State .....	2009-10
<b>Francis, Jeff</b> (QB) Tennessee .....	1990, #1992
<b>Franco, Brian</b> (K) Penn State .....	*1987
<b>Franklin, Bobby</b> (DB) Mississippi .....	1960-66
<b>Franks, Elvis</b> (DE) Morgan State .....	1980-84
<b>Franz, Todd</b> (DB) Tulsa .....	2000
<b>Fraser, Simon</b> (DL) Ohio State .....	2005-07
<b>Frederick, Andy</b> (T) New Mexico .....	1982
<b>Frederick, Mike</b> (DE) Virginia .....	1995
<b>Freeman, Bob</b> (QB) Auburn .....	1957-58
<b>Friedman, Lennie</b> (OL) Duke .....	2006-08
<b>Frost, Derrick</b> (P) Northern Iowa .....	2003-04
<b>Frost, Scott</b> (DB) Nebraska .....	2001
<b>Frye, Charlie</b> (QB) Akron .....	2005-07
<b>Fua, Sione</b> (DL) Stanford .....	2014
<b>Fujita, Scott</b> (LB) California .....	2010-12
<b>Fuller, Corey</b> (DB) Florida State .....	1999-02
<b>Fullwood, Brent</b> (RB) Auburn .....	1990
<b>Fulton, Dan</b> (WR) Nebraska-Omaha .....	1981-82
<b>Furman, John</b> (QB) Texas-El Paso .....	1962
<b>Furrey, Mike</b> (WR) Iowa .....	2009

<b>G</b>	
<b>Gabriel, Taylor</b> (WR) Abilene Christian .....	2014-15
<b>Gain, Bob</b> (DT) Kentucky .....	1952, 1954-64
<b>Gainer, Derrick</b> (RB) Florida A&M .....	1990
<b>Gaines, Charles</b> (DB) Louisville .....	2015
<b>Gaines, E.J.</b> (DB) Missouri .....	2018
<b>Gaines, Michael</b> (TE) Central Florida .....	2009
<b>Gaines, Phillip</b> (DB) Rice .....	2018
<b>Galbraith, Scott</b> (TE) UCLA .....	1990-92
<b>Garay, Antonio</b> (DL) Boston College .....	2003
<b>Garcia, Jeff</b> (QB) San Jose State .....	2004
<b>Garcia, Jim</b> (DE) Purdue .....	1965
<b>Gardner, Barry</b> (LB) Northwestern .....	2003-04
<b>Gardocki, Chris</b> (P) Clemson .....	1999-2003

<b>Garlington, John</b> (LB) Louisiana State .....	1968-77
<b>Garmon, Kelvin</b> (OL) Baylor .....	2004
<b>Gartner, Chris</b> (K) Indiana .....	1974
<b>Garrett, Myles</b> (DL) Texas A&M .....	2017-18
<b>Gash, Thane</b> (S) East Tennessee State .....	1988-90
<b>Gatski, Frank</b> (C) Marshall .....	1946-56
<b>Audio, Bob</b> (G) Ohio State .....	1947-49, 1951
<b>Gault, Don</b> (QB) Hofstra .....	1970
<b>Gault, Prentice</b> (RB) Oklahoma .....	1960
<b>Gay, Benjamin</b> (RB) Garden City C.C. .....	2001
<b>George, Tim</b> (WR) Carson-Newman .....	1974
<b>German, Jammi</b> (WR) Miami (Fla.) .....	2001
<b>Gibron, Abe</b> (G) Purdue .....	1950-56
<b>Gibson, Damon</b> (WR) Iowa .....	1999
<b>Gibson, Tom</b> (DE) Northern Arizona .....	1989-90
<b>Gilbert, Justin</b> (DB) Oklahoma State .....	2014-15
<b>Gilkey, Garrett</b> (OL) Chadron State .....	2013
<b>Gillom, Horace</b> (P-WR) Nevada .....	1947-56
<b>Gilmore, Corey</b> (RB) San Diego State .....	*1987
<b>Gipson, Tashaun</b> (DB) Wyoming .....	2012-15
<b>Glass, Bill</b> (DE) Baylor .....	1962-68
<b>Glass, Chip</b> (TE) Florida State .....	1969-73
<b>Goad, Tim</b> (DT) North Carolina .....	1995
<b>Gocong, Chris</b> (LB) Cal-Poly SLO .....	2010-11, #2012
<b>Goebel, Brad</b> (QB) Baylor .....	1992-94
<b>Goins, Robert</b> (S) Grambling .....	*1987
<b>Golic, Bob</b> (DT) Notre Dame .....	1982-88
<b>Gonzalez, Joaquin</b> (OT) Miami (Fla.) .....	2002-04
<b>Gonzalez, Zane</b> (K) Arizona State .....	2017-18
<b>Goode, Don</b> (LB) Kansas .....	1980-81
<b>Goosby, Tom</b> (LB) Baldwin-Wallace .....	1963
<b>Gordon, Amon</b> (DL) Stanford .....	2004
<b>Gordon, Josh</b> (WR) Baylor .....	2012-14, #2015, #2016, 2017-18
<b>Gorgal, Ken</b> (DB) Purdue .....	1950, 1953-54
<b>Goss, Don</b> (DT) Southern Methodist .....	1956
<b>Gossett, Jeff</b> (P) Eastern Illinois .....	1983, 1985-87
<b>Gradkowski, Bruce</b> (QB) Toledo .....	2008
<b>Graf, Dave</b> (LB) Penn State .....	1975-79
<b>Graham, Otto</b> (QB) Northwestern .....	1946-55
<b>Grant, Orantes</b> (LB) Georgia .....	2003
<b>Grant, Wes</b> (DE) UCLA .....	1972
<b>Gray, Geoff</b> (OL) Manitoba .....	#2017
<b>Gray, MarQueis</b> (TE) Minnesota .....	2013
<b>Graybill, Mike</b> (OL) Boston University .....	1989
<b>Grayson, David</b> (LB) Fresno State .....	*1987-90
<b>Graziani, Tony</b> (QB) Oregon .....	#2000
<b>Greco, John</b> (OL) Toledo .....	2011-16
<b>Green, Boyce</b> (RB) Carson-Newman .....	1983-85
<b>Green, David</b> (RB) Edinboro State .....	1982
<b>Green, Ernie</b> (RB) Louisville .....	1962-68
<b>Green, Ron</b> (WR) North Dakota .....	1967-68
<b>Green, Van</b> (DB) Shaw .....	1973-76
<b>Green, William</b> (RB) Boston College .....	2002-05
<b>Greenwood, Don</b> (RB) Illinois .....	1946-47
<b>Greer, Terry</b> (WR) Alabama State .....	1986
<b>Gregory, Damian</b> (DT) Illinois State .....	2002
<b>Gregory, Jack</b> (DE) Delta State .....	1967-71, 1979
<b>Griffin, Don</b> (CB) Middle Tennessee State .....	1994-95
<b>Griffin, Kris</b> (LB) Indiana (Pa.) .....	2007-08
<b>Griffin III, Robert</b> (QB) Baylor .....	2016
<b>Griffing, Glynn</b> (QB) Mississippi .....	1964
<b>Griffith, Robert</b> (S) San Diego State .....	2002-04
<b>Grigg, Forrest</b> (DT) Tulsa .....	1948-51
<b>Griggs, Anthony</b> (LB) Ohio State .....	1986-88
<b>Gronkowski, Dan</b> (TE) Maryland .....	2011
<b>Gross, Al</b> (S) Arizona .....	1983-87
<b>Groves, George</b> (G) Marquette .....	1946
<b>Groves, Quentin</b> (LB) Auburn .....	2013
<b>Groza, Lou</b> (T-K) Ohio .....	1946-59, 1961-67
<b>Gruber, Bob</b> (OT) Pittsburgh .....	1986
<b>Guilbeau, Rusty</b> (LB) McNeese State .....	1987
<b>Gurley, Tori</b> (WR) South Carolina .....	2013



H		
Haden, Joe (DB) Florida	2010-16	
Hadnot, Rex (OL) Houston	2008-09	
Hagg, Eric (DB) Nebraska	2011-12	
Haggerty, Johnathan (WR) SW Oklahoma State	2010	
Hairston, Carl (DE) Maryland-Eastern Shore	1984-89	
Hairston, Stacey (DB) Ohio Northern	1993-94	
Haley, Darryl (OL) Utah	*1987-88	
Hall, Alex (LB) St. Augustine's	2008-09	
Hall, Charlie (LB) Houston	1971-80	
Hall, Dana (S) Washington	1995	
Hall, Dino (KR-RB) Glassboro State	1979-83	
Hall, Rannell (WR) Central Florida	2015, #2016	
Haller, Alan (DB) Michigan State	1992	
Ham, Derrick (DL) Miami (Fla.)	2001	
Hambrick, Darren (LB) South Carolina	2002	
Hamilton, Bobby (DE) Southern Mississippi	2007	
Hamilton, Justin (DB) Virginia Tech	2006	
Hamilton, Michael (LB) North Carolina A&T	2000	
Hamlett, Connor (TE) Oregon State	2016	
Hanie, Caleb (QB) Colorado State	#2013	
Hannemann, Cliff (LB) Fresno State	*1987	
Hansen, Brian (P) Sioux Falls	1991-93	
Hanulak, Chet (RB) Maryland	1954, 1957	
Hardesty, Montario (RB) Tennessee	#2010, 2011-12, #2013	
Harper, Mark (CB) Alcorn State	1986-90	
Harraway, Charley (RB) San Jose State	1966-68	
Harrington, John (DE) Marquette	1946	
Harris, Duriel (WR) New Mexico State	1984	
Harris, Jon (DE) Virginia	*1999	
Harris, Josh (QB) Bowling Green	#2004	
Harris, Marshall (DE) Texas Christian	1980-82	
Harris, Odie (DB) Sam Houston State	1991-92	
Harris, Orien (DL) Miami (Fla.)	2006	
Harrison, Arnold (LB) Georgia	2009	
Harrison, Desmond (OL) West Alabama	2018	
Harrison, Jerome (RB) Washington State	2006-10	
Hartley, Frank (TE) Illinois	1994-95	
Hartley, Garrett (K) Oklahoma	2014	
Hartline, Brian (WR) Ohio State	2015	
Hawkins, Andrew (WR) Toledo	2014-16	
Hawkins, Ben (WR) Arizona State	1974	
Hawkins, Mike (DB) Oklahoma	2006	
Haye, Jovan (DL) Vanderbilt	#2006	
Hazel, Matt (WR) Coastal Carolina	#2017	
Hazel, Paul (LB) Western Michigan	2013	
Heiden, Steve (TE) South Dakota State	2002-09	
Heinrich, Keith (TE) Sam Houston State	2003-04	
Helluin, Jerry (DT) Tulane	1952-53	
Henry, Anthony (DB) South Florida	2001-04	
Herring, Hal (LB) Auburn	1950-52	
Hickerson, Gene (G) Mississippi	1958-60, 1962-73	
Hicks, Artis (OL) Memphis	2011	
Higgins, Rashard (WR) Colorado State	2016-18	
Hilgenberg, Jay (C) Iowa	1992	
Hill, Calvin (RB) Yale	1978-81	
Hill, Jim (DB) Texas A&I	1975	
Hill, Madre (RB) Arkansas	1999	
Hill, Travis (LB) Nebraska	1994-95	
Hill, Will (S) Bishop College	1988	
Hillary, Darius (QB) Wisconsin	#2016, 2017	
Hilliard, Dontrell (RB) Tulane	2018	
Hilliard, Randy (CB) Louisiana State	1990-93	
Hillis, Peyton (RB) Arkansas	2010-11	
Hines, D'Juan (LB) Houston	2018	
Hoaglin, Fred (C) Pittsburgh	1966-72	
Hoard, Leroy (RB) Michigan	1990-95	
Hodges, Reggie (P) Ball State	2009-10, #2011, 2012	
Hogan, Kevin (QB) Stanford	2016-17	
Hoggard, D.D. (CB) North Carolina State	1985-87	
Holcomb, Kelly (QB) Middle Tennessee State	2001-04	
Holden, Steve (WR) Arizona State	1973-76	
Holdman, Warrick (LB) Texas A&M	2004	

Holland, Darius (DT) Colorado	1999-00
Holland, Jamie (WR) Ohio State	1992
Holloway, Glen (G) North Texas State	1974
Holly, Daven (DB) Cincinnati	2006-08
Holmes, Earl (LB) Florida A&M	2002
Holmes, Tyrone (DL) Montana	2016-17
Holohan, Pete (TE) Notre Dame	1992
Holt, Harry (TE) Arizona	1983-86
Hooker, Fair (WR) Arizona State	1969-74
Hoover, Houston (G) Jackson State	1993
Hopkins, Thomas (T) Alabama A&M	1983
Horn, Alvin (DB) Nevada-Las Vegas	*1987
Horn, Don (QB) San Diego State	1973
Horvath, Les (RB) Ohio State	1949
Housler, Rob (TE) Florida Atlantic	2015
Houston, Jim (DE-LB) Ohio State	1960-72
Houston, Lin (G) Ohio State	1946-53
Howard, Sherman (RB) Nevada	1952-53
Howard, Tracy (DB) Miami (Fla.)	2016
Howell, Mike (DB) Grambling	1965-72
Howton, Bill (WR) Rice	1959
Hoyer, Brian (QB) Michigan State	2013-14
Hubbard, Chris (OL) Alabama-Birmingham	2018
Hubbard, Paul (WR) Wisconsin	#2008
Hughes III, John (DL) Cincinnati	2012-16
Hughlett, Charley (LS) Central Florida	#2014, 2015-18
Humble, Weldon (LB) Rice	1947-50
Hunt, Bob (RB) Heidelberg	1974
Hunter, Art (C) Notre Dame	1956-59
Hunter, Earnest (RB) Southeast Oklahoma State	1995
Hunter, Pete (DB) Virginia Union	2005
Hutchinson, Tom (WR) Kentucky	1963-65
Hutchinson, Chuck (G) Ohio State	1973-75
Huther, Bruce (LB) New Hampshire	1981
Hybl, Nate (QB) Oklahoma	2003
Hyde, Carlos (RB) Ohio State	2018
Hyder, Gaylon (OL) Texas Christian	2001
Hynoski, Henry (RB) Temple	1975

## I

Ikard, Gabe (OL) Oklahoma	#2015, #2016
Ilgenfritz, Mark (DE) Vanderbilt	1974
Ingram, Darryl (TE) California	1991
Irons, Gerald (LB) Maryland-Eastern Shore	1976-79
Irons, Paul (TE) Florida State	2005
Isaia, Sale (OL) UCLA	#1995
Isbell, Joe Bob (G) Houston	1966
Israel, Ron (DB) Notre Dame	2003
Ivey, Travis (DL) Maryland	2010

## J

Jackson, Alfred (DB) San Diego State	1991-92
Jackson, Bill (S) North Carolina	1982
Jackson, Blake (WR) Mary-Hardin Baylor	#2018
Jackson, Brandon (RB) Nebraska	#2011, 2012
Jackson, Corey (DL) Nevada	2003-04
Jackson, D'Qwell (LB) Maryland	2006-09, #2010, 2011-13
Jackson, Darius (RB) Eastern Michigan	#2016, #2017
Jackson, Enis (CB) Memphis State	*1987
Jackson, Frisman (WR) Western Illinois	2002-05
Jackson, James (RB) Miami (Fla.)	2001-04
Jackson, Lenzie (WR) Arizona State	2000
Jackson, Michael (WR) Southern Mississippi	1991-95
Jackson, Raymond (DB) Colorado State	1999-01
Jackson, Rich (DE) Southern	1972
Jackson, Robert E. (G) Duke	1975-85
Jackson, Robert L. (LB) Texas A&M	1978-81
Jacobs, Benjamin (LB) Fresno State	2011
Jacobs, Dave (K) Syracuse	1981
Jacobs, Tim (CB) Delaware	1993-95
Jaeger, Jeff (K) Washington	1987
Jagade, Harry (RB) Indiana	1951-53
James, Lynn (WR) Arizona State	1991
James, Nathaniel (DB) Florida A&M	1968



James, Tommy (DB) Ohio State .....	1948-55
Jameson, Michael (S) Texas A&M .....	2002-04
Jefferson, Ben (T) Maryland .....	1990
Jefferson, John (WR) Arizona State .....	1985
Jenkins, Al (G) Tulsa .....	1969-70
Jennings, Chris (RB) Arizona .....	2009
Jennings, Darius (WR) Virginia .....	2015
Jennings, Brandon (DB) Texas A&M .....	#2001
Johnson, Bill (DL) Michigan State .....	1992-94
Johnson, Cam (LB) Virginia .....	2015-16
Johnson, Charles (WR) Grand Valley State .....	#2013
Johnson, Doug (QB) Florida .....	#2005
Johnson Jr., Duke (RB) Miami (Fla.) .....	2015-18
Johnson, Eddie (LB) Louisville .....	1981-90
Johnson, James-Michael (LB) Nevada .....	2012
Johnson, Josh (QB) San Diego .....	2012
Johnson, Kaleb (OL) Rutgers .....	#2015
Johnson, Kevin (WR) Syracuse .....	1999-03
Johnson, Lawrence (DB) Wisconsin .....	1979-84
Johnson, Lee (P) Brigham Young .....	1987-88
Johnson, Malcolm (FB) Mississippi State .....	2015-16
Johnson, Mark (LB) Missouri .....	1977
Johnson, Mike (LB) Virginia Tech .....	1986-93
Johnson, Mitch (T) UCLA .....	1971
Johnson, Pepper (LB) Ohio State .....	1993-95
Johnson, Rod (OL) Florida State .....	#2017
Johnson, Ron (RB) Michigan .....	1969
Johnson, Tre' (OL) Temple .....	2001
Johnson, Walter (DT) California State (Los Angeles) .....	1965-76
Joines, Vernon (WR) Maryland .....	1989-90
Jones, Bobby (WR) No College .....	1983
Jones, Dave (WR) Kansas State .....	1969-71
Jones, Don (DB) Arkansas State .....	2015-16
Jones, Dub (HB/WR) Tulane .....	1948-55
Jones, Edgar (RB) Pittsburgh .....	1946-49
Jones, George (RB) San Diego State .....	1999
Jones, Homer (WR) Texas Southern .....	1970
Jones, James (DL) Northern Iowa .....	1991-94
Jones, Jock (LB) Virginia Tech .....	1990-91
Jones, Joe (DE) Tennessee State .....	1970-71, 1973, 1975-78
Jones, Keith (WR) Nebraska .....	1989
Jones, Kirk (RB) Nevada-Las Vegas .....	*1987
Jones, Lenny (DL) Nevada .....	#2018
Jones, Lenoy (LB) Texas Christian .....	1999-02
Jones, Marlon (DE) Central State .....	1987-89
Jones, Ricky (LB) Tuskegee .....	1977-79
Jones, Sean (DB) Georgia .....	2005-08
Jones, Selwyn (DB) Colorado State .....	1993, #1994
Jones, Tony (OT) Western Carolina .....	1988-95
Jordan, Henry (DT) Virginia .....	1957-58
Jordan, Homer (QB) Clemson .....	*1987
Jordan, Mike (DB) Missouri Western State .....	2017
Joseph, Greg (K) Florida Atlantic .....	2018
Junkin, Mike (LB) Duke .....	1987-88
Jurevicius, Joe (WR) Penn State .....	2006-08
Jurkovic, John (DT) Eastern Illinois .....	1999

## K

Kafentzis, Mark (S) Hawaii .....	1982
Kalis, Kyle (OL) Michigan .....	2018
Kanicki, Jim (DT) Michigan State .....	1963-69
Kapler, Alex (G) Northwestern .....	1946-47
Katolin, Mike (C) San Jose State .....	*1987
Kauric, Jerry (K) Kennedy Collegiate .....	1990
Kellermann, Ernie (DB) Miami (Ohio) .....	1966-71
Kelley, Chris (TE) Akron .....	*1987
Kelley, Ethan (DL) Baylor .....	2005-07
Kelly, Leroy (RB) Morgan State .....	1964-73
Kemp, Perry (WR) California (Pa.) .....	*1987
Kessler, Cody (QB) Southern California .....	2016-17
Keyes, Josh (LB) Boston College .....	2017
Killings, Cedric (DT) Carson-Newman .....	#2001
Kinard, Billy (DB) Mississippi .....	1956
Kinchen, Brian (TE) Louisiana State .....	1991-95

Kindred, Derrick (DB) Texas Christian .....	2016-18
King, Andre (WR) Miami (Fla.) .....	2001-04
King, Deon (LB) Norfolk State .....	2017
King, Don (T) Kentucky .....	1954
King, Ed (OL) Auburn .....	1991-93
King, Eric (DB) Wake Forest .....	2010
King, Joe (DB) Oklahoma State .....	1991
Kingree, Rick (LB) Tulane .....	1971-72
Kirby, Terry (RB) Virginia .....	1999
Kirk, Randy (LB) San Diego State .....	1991
Kirksey, Christian (LB) Iowa .....	2014-18
Kissell, John (T) Boston College .....	1950-52, 1954-56
Kitchen, Ishmaa'ily (DL) Kent State .....	2012-14
Kizer, DeShone (QB) Notre Dame .....	2017
Kolesar, Bob (G) Michigan .....	1946
Konz, Ken (DB) Louisiana State .....	1953-59
Kosar, Bernie (QB) Miami (Fla.) .....	1985-93
Kosikowski, Frank (WR) Notre Dame .....	1948
Kovaleski, Mike (LB) Notre Dame .....	*1987
Kramer, Kyle (S) Bowling Green .....	1989
Kreitling, Rich (WR) Illinois .....	1959-63
Krerowicz, Mark (G) Ohio State .....	#1985
Kruger, Paul (LB) Utah .....	2013-15
Kuechenberg, Rudy (LB) Indiana .....	1970
Kuehl, Ryan (LS) Virginia .....	1999-02
Kyle, Jason (LB) Arizona State .....	1999

## L

Lacy, Bo (OL) Arkansas .....	#2004
Lahr, Warren (DB) Western Reserve .....	1948-59
LaMontagne, Noel (OL) Virginia .....	2000
Landry, Jarvis (WR) Louisiana State .....	2018
Landry, George (RB) Lamar .....	*1987
Lane, Gary (QB) Missouri .....	1966-67
Lang, Kenard (DE) Miami (Fla.) .....	2002-05
Langham, Antonio (CB) Alabama .....	1994-95, 1999
Langhorne, Reggie (WR) Elizabeth City State .....	1985-91
Lanning, Spencer (P) South Carolina .....	2013-14
Lauter, Steve (S) San Diego State .....	*1987
Lauvao, Shawn (OL) Arizona State .....	2010-13
Lavelli, Dante (WR) Ohio State .....	1946-56
Lawson, Gerard (DB) Oregon State .....	2008-09
Lawrence, Devaroe (DL) Auburn .....	2018
Lawrence-Stample, Nile (DL) Florida State .....	#2016
Ledford, Dwayne (OL) East Carolina .....	#2005
Lee, Andy (P) Pittsburgh .....	2015
Lee, Barry (C) Grambling .....	*1987
Lee, Marcus (RB) Syracuse .....	1994
Lefear, Billy (WR) Henderson State .....	1972-75
Lehan, Michael (DB) Minnesota .....	2003-05
Leigh, Charles (RB) No College .....	1968-69
Lemonier, Corey (DB) Auburn .....	2016
Lengel, Matt (TE) Kentucky .....	2017
Leonard, Louis (DE) Fresno State .....	2007-08
Leonhard, Jim (DB) Wisconsin .....	2014
Leslie, Jordan (WR) Brigham Young .....	2017
LeVeck, Jack (LB) Ohio University .....	1975
Lewis, Cliff (QB) Duke .....	1946-51
Lewis, Darryl (TE) Texas-Arlington .....	1984
Lewis, Dion (RB) Pittsburgh .....	#2013
Lewis, Jamal (RB) Tennessee .....	2007-09
Lewis, Leo (PR) Missouri .....	1990
Lewis, Patrick (OL) Texas A&M .....	#2013
Lewis, Stan (DE) Wayne State (Neb.) .....	1975
Lewis, Thaddeus (QB) Duke .....	#2011, 2012
Lilja, George (G-T) Michigan .....	1984-86
Linden, Errol (T) Houston .....	1961
Lindsay, Everett (OL) Mississippi .....	2000
Lindsey, Dale (LB) Western Kentucky .....	1965-72
Lingenfeiter, Bob (T) Nebraska .....	1977
Lingmerth, Goran (K) Northern Arizona .....	*1987
Little, Earl (DB) Miami (Fla.) .....	1999-04
Little, Greg (WR) North Carolina .....	2011-13
Littleton, Jody (LS) Baylor .....	2005



Lloyd, Dave (LB) Georgia.....	1959-61
Logan, Dave (WR) Colorado.....	1976-83
Logan, Ernie (DL) East Carolina.....	1991-93
London, Tom (DB) North Carolina State.....	1978
Long, Mel (LB) Toledo.....	1972-74
Loomis, Ace (RB) LaCrosse State.....	1952
Louis, Ricardo (WR) Auburn.....	2016-17, #2018
Lucci, Mike (LB) Tennessee.....	1962-64
Luck, Terry (QB) Nebraska.....	1977
Lund, Bill (RB) Case Tech.....	1946-47
Lyle, Rick (DE) Missouri.....	1994, #1995
Lyons, Robert (S) Akron.....	1989

<b>M</b>	
Maceau, Mel (C) Marquette.....	1946-48
Macerelli, John (G) St. Vincent.....	1956
Mack, Alex (C) California.....	2009-15
Mack, Kevin (RB) Clemson.....	1985-93
Maddox, Nick (RB) Florida State.....	2003
Madison, Anthony (DB) Alabama.....	2009
Madsen, John (TE) Utah.....	2008
Magee, Brandon (LB) Arizona State.....	2013
Maiaa, Kaluka (LB) Southern California.....	2009-12
Majors, Bobby (DB) Tennessee.....	1972
Malbrough, Anthony (DB) Texas Tech.....	2000
Malone, Ralph (DE) Georgia Tech.....	1986
Manoa, Tim (FB) Penn State.....	1987-89
Manziel, Johnny (QB) Texas A&M.....	2014-15
Marangi, Gary (QB) Boston College.....	#1977
Marecic, Owen (FB) Stanford.....	2011-12
Marshall, Dave (LB) Eastern Michigan.....	1984
Marshall, Jim (DE) Ohio State.....	1960
Martin, Eric (LB) Nebraska.....	2013-14
Martin, Jamie (QB) Weber State.....	#1999
Martin, Jim (DT) Notre Dame.....	1950
Martin, Marcus (OL) Southern California.....	#2017
Mason, Larry (RB) Troy State.....	*1987
Massaquoi, Mohamed (WR) Georgia.....	2009-12
Massey, Carlton (DE) Texas.....	1954-56
Matheson, Bob (LB) Duke.....	1967-70
Matthews, Clay (LB) Southern California.....	1978-93
Matua, Fred (OG) Southern California.....	#2006
Mayfield, Baker (QB) Oklahoma.....	2018
Maynard, Brad (P) Ball State.....	2011
Mayne, Lewis (RB) Texas.....	1947
Mays, Dave (QB) Texas Southern.....	1976-77
McCade, Mike (WR) Nevada-Las Vegas.....	*1987
McCants, Matt (OL) UAB.....	#2017
McCardell, Keenan (WR) Nevada-Las Vegas.....	1992-95
McClung, Willie (DT) Florida A&M.....	1958-59
McCormack, Hurvin (DL) Indiana.....	1999
McCormack, Mike (T) Kansas.....	1954-62
McCourt, Jason (DB) Rutgers.....	2017
McCown, Josh (QB) Sam Houston State.....	2015-16
McCown, Luke (QB) Louisiana Tech.....	2004
McCoy, Colt (QB) Texas.....	2010-12
McCusker, Jim (DE) Ohio State.....	1963
McCutcheon, Daylon (CB) Southern California.....	1999-05
McDaniel, Jacobbi (DL) Florida State.....	2014
McDonald, Andrew (OL) Indiana.....	#2014
McDonald, Brandon (DB) Memphis.....	2007-09
McDonald, Nick (OL) Grand Valley State.....	2014
McDonald, Paul (QB) Southern California.....	1980-85
McDonald, Tommy (WR) Oklahoma.....	1968
McFadden, Leon (DB) San Diego State.....	2013
McGill, T.Y. (DL) North Carolina State.....	2017
McGahee, Willis (RB) Miami (Fla.).....	2013
McGe, Richmond (P) Texas.....	2011
McGinest, Willie (LB) Southern California.....	2006-08
McGonnigal, Bruce (TE) Virginia.....	1991
McIntyre, Corey (FB) West Virginia.....	2005
McKay, Bob (T) Texas.....	1970-75
McKenzie, Keith (DE) Ball State.....	2000-01
McKenzie, Rich (DE) Penn State.....	1995

McKinley, Alvin (DL) Mississippi State.....	2001-06
McKinney, Jeremy (T) Iowa.....	#1999, 2001
McKinney, Seth (OL) Texas A&M.....	2007-08
McKinnis, Hugh (RB) Arizona State.....	1973-75
McKinnon, Jeremiah (DB) Florida International.....	2018
McLemore, Tom (TE) Southern.....	1993-94
McLeod, Kevin (FB) Auburn.....	2003
McMahon, Jim (QB) Brigham Young.....	#1995
McMillan, David (LB) Kansas.....	2005-07
McMillan, Erik (S) Missouri.....	1993
McNeil, Clifton (WR) Grambling.....	1964-67
McNeil, Gerald (WR/KR) Baylor.....	1986-89
McNeil, Ryan (CB) Miami (Fla.).....	1999
McQuistan, Paul (OL) Weber State.....	#2010, 2014
McTyler, Tim (S) Brigham Young.....	1999
Meder, Jamie (DL) Ashland.....	2014-17
Memmelaar, Dale (G) Wyoming.....	1964-65
Mercier, Richard (OL) Miami (Fla.).....	2001
Metcalf, Eric (RB) Texas.....	1989-94
Meylan, Wayne (LB) Nebraska.....	1968-69
Michaels, Walt (LB) Washington & Lee.....	1952-61
Mickens, Ray (DB) Texas A&M.....	2005
Middleton, Ron (TE) Auburn.....	1989
Miller, Arnold (DL) Louisiana State.....	1999-00
Miller, Billy (TE) Southern California.....	2005
Miller, Cleo (RB) Arkansas AM&N.....	1975-82
Miller, Darrian (OL) Kentucky.....	2015
Miller, Jamir (LB) UCLA.....	1999-01
Miller, Mark (QB) Bowling Green.....	1978-79
Miller, Matt (T) Colorado.....	1979-82
Miller, Nick (LB) Arkansas.....	1987
Miller, Prince (DB) Georgia.....	2012
Miller, Ryan (OL) Colorado.....	2012
Miller, Willie (WR) Colorado State.....	1975-76
Milstead, Rod (G) Delaware State.....	#1993
Milton, Keavon (TE) Louisiana-Monroe.....	2013
Mingo, Barkevious (LB) Louisiana State.....	2013-15
Minniear, Randy (RB) Purdue.....	1970
Minnifield, Frank (CB) Louisville.....	1984-92
Minter, Barry (LB) Tulsa.....	2001
Mitchell, Alvin (DB) Morgan State.....	1968-69
Mitchell, Bobby (RB) Illinois.....	1958-61
Mitchell, Carlton (WR) South Florida.....	2010-11
Mitchell, Jayme (DL) Mississippi.....	#2010, 2011
Mitchell, Mack (DE) Houston.....	1975-78
Terrance, Mitchell (DB) Oregon.....	2018
Modzelewski, Dick (DT) Maryland.....	1964-66
Modzelewski, Ed (RB) Maryland.....	1955-59
Mohring, John (LB) C.W. Post.....	1980
Monroe, Rod (TE) Cincinnati.....	2001
Montgomery, Cleotha (KR) Abilene Christian.....	1981
Moog, Aaron (DE) Nevada-Las Vegas.....	*1987
Moore, Eric (OL) Indiana.....	1995
Moore, Evan (TE) Stanford.....	2009-11
Moore, Marlon (WR) Fresno State.....	2014-15
Moore, Marty (LB) Kentucky.....	2000
Moore, Stevon (DB) Mississippi.....	1992-95
Moreland, Earthwind (DB) Georgia Southern.....	2001
Moreland, Jake (TE) Western Michigan.....	2001
Morgan, Quincy (WR) Kansas State.....	2001-04
Moriarty, Pat (RB) Georgia Tech.....	1979
Morin, Milt (TE) Massachusetts.....	1966-75
Morris, Chris (T) Indiana.....	1972-73
Morris, Joe (RB) Syracuse.....	1991
Morris, Mike (C) Northeast Mississippi State.....	1990
Morrison, Fred (RB) Ohio State.....	1954-56
Morrison, Reece (RB) Southwest Texas State.....	1968-72
Morrow, Alvin (TE) No College.....	#2001
Morrow, John (C) Michigan.....	1960-66
Morze, Frank (C) Boston College.....	1962-63
Moseley, Mark (K) Stephen F. Austin.....	1986
Moselle, Dom (RB) Superior (Wisconsin) State College.....	1950
Mosley, C.J. (DL) Missouri.....	2009



Mosley, Kendrick (WR) Western Michigan.....	2006
Mostardi, Richard (DB) Kent State.....	1960
Mostert, Raheem (RB) Purdue.....	2015
Moten, Adrian (LB) Maryland.....	2012
Motley, Marion (RB) Nevada.....	1946-53
Murphy, Fred (WR) Georgia Tech.....	1960
Murray, Pat (K) Fordham.....	2016
Mustafaa, Najee (CB) Georgia Tech.....	1993
Mustard, Chad (TE) North Dakota.....	2003-04
Myers, Michael (DL) Alabama.....	2003-04
Myles, Toby (OL) Jackson State.....	2001

## N

Nacua, Kai (DB) Brigham Young.....	2017
Nagler, Gern (WR) Santa Clara.....	1960-61
Nassib, Carl (DL) Penn State.....	2016-17
Nave, Stevan (LB) Kansas.....	*1987
Neal, Rajion (RB) Tennessee.....	#2016
Nelsen, Bill (QB) Southern California.....	1968-72
Nelson, Robert (DB) Arizona State.....	2014
Neujahr, Quentin (OL) Kansas State.....	#1995
Newman, Patrick (WR) San Diego State.....	1994
Newsome, Ozzie (TE) Alabama.....	1978-90
Newsome, Vince (DB) Washington.....	1991-92
Nicolas, Scott (LB) Miami (Fla.).....	1982-86
Ninowski, Jim (QB) Michigan State.....	1958-59, 1962-66
Nix, John (DL) Southern Mississippi.....	#2003
Njoku, David (TE) Miami (Fla.).....	2017-18
Noll, Chuck (G-LB) Dayton.....	1953-59
Northcutt, Dennis (WR) Arizona.....	2000-06
Norwood, Jordan (WR) Penn State.....	#2010, 2011-12
Nugent, Terry (QB) Colorado State.....	#1984
Nutting, Ed (DT) Georgia Tech.....	1961

## O

O'Brien, Francis (T) Michigan State.....	1959
O'Connell, Tom (QB) Illinois.....	1956-57
O'Connor, Bill (DE) Notre Dame.....	1949
O'Hara, Shaun (OL) Rutgers.....	2000-03
Oben, Roman (OT) Louisville.....	2000-01
Octavien, Steve (LB) Nebraska.....	2010
Oden, McDonald (TE) Tennessee State.....	1980-82
Odenigbo, Ifeadi (DL) Northwestern.....	#2018
Odum, Clifton (LB) Texas-Arlington.....	1980
Ogbah, Emmanuel (DL) Oklahoma State.....	2016-18
Ogbonnaya, Chris (RB) Texas.....	2011-13
Ogle, Kendall (LB) Maryland.....	1999
Ogunjobi, Larry (DL) Charlotte.....	2017-18
Oliphant, Mike (RB) Puget Sound.....	1989-91
Oliver, Bob (DE) Abilene Christian.....	1969
Orchard, Nate (LB) Utah.....	2015-17
Orr, Shantee (LB) Michigan.....	2008
Oristaglio, Bob (DE) Pennsylvania.....	1951
Osborne, Scot (OL) William & Mary.....	#2003
Oshinowo, Babatunde (DL) Stanford.....	2006
Osika, Craig (OL) Indiana.....	2003-04
Owens, Chris (DB) San Jose State.....	2013
Owens, John (TE) Notre Dame.....	#2005

## P

Paea, Stephen (DL) Oregon State.....	2016
Pagel, Mike (QB) Arizona State.....	1986-90
Painter, Vinston (OL) Virginia Tech.....	2014
Palelei, Lonnie (OL) Nevada-Las Vegas.....	#1995
Palmer, Derrell (DT) Texas Christian.....	1949-53
Palmer, Randy (TE) Texas A&M (Kingsville).....	1999
Palumbo, Sam (LB) Notre Dame.....	1955-56
Parilli, Vito (QB) Kentucky.....	1956
Parks, Dennis (WR) Rice.....	#2016
Parker, Frank (DT) Oklahoma State.....	1962-64, 1966-67
Parker, Jerry (LB) Central State.....	*1987
Parker, Juqua (DL) Oklahoma State.....	2012
Parker, J'Vonne (DL) Rutgers.....	2005-06
Parkey, Cody (K) Auburn.....	2016

Parris, Gary (TE) Florida State.....	1975-78
Parrish, Bernie (DB) Florida.....	1959-66
Parseghian, Ara (RB) Miami (Ohio).....	1948-49
Pashos, Tony (OL) Illinois.....	2010-11
Pasztor, Austin (OL) Virginia.....	2015-16
Patrick, Allen (RB) Oklahoma.....	#2008
Patten, David (WR) Western Carolina.....	2000
Patten, Joel (T) Duke.....	1980
Patterson, Dimitri (DB) Tuskegee.....	2011-12
Paul, Don (DB) Washington State.....	1954-58
Payton, Eddie (KR) Jackson State.....	1977
Payton, Jordan (WR) UCLA.....	2016
Paxson, Scott (DL) Penn State.....	2011
Pearson, Calvin (DB) Grambling.....	2002
Pederson, Doug (QB) Northeast Louisiana.....	2000
Peebles, Danny (WR) North Carolina State.....	1991
Peek, Antwan (LB) Cincinnati.....	2007-08
Peerman, Cedric (RB) Virginia.....	#2009
Pena, Bob (G) Massachusetts.....	1972
Peppers, Jabrill (DB) Michigan.....	2017-18
Perini, Pete (RB) Ohio State.....	1955
Perkins, Antonio (DB) Oklahoma.....	2005-06
Perriman, Breshad (WR) Central Florida.....	2018
Perry, Jerome (DB) Eastern Michigan.....	2006
Perry, Michael Dean (DT) Clemson.....	1988-94
Perry, Rod (CB) Colorado.....	1983-84
Peters, Floyd (DT) San Francisco State.....	1959-62
Peters, Tony (DB) Oklahoma.....	1975-78
Petersen, Ted (T) Eastern Illinois.....	1984
Pettibon, John (DB) Notre Dame.....	1955-56
Phelps, Don (RB) Kentucky.....	1950-51
Phenix, Perry (DB) Southern Mississippi.....	#2001
Philcox, Todd (QB) Syracuse.....	1991-93
Philip, Marvin (OL) California.....	#2007
Phipps, Mike (QB) Purdue.....	1970-76
Pierce, Calvin (FB) Eastern Illinois.....	*1987
Pierce, Stephen (WR) Illinois.....	*1987
Pietrosante, Nick (RB) Notre Dame.....	1966-67
Pike, Chris (DL) Tulsa.....	1989-90
Pinkston, Jason (OL) Pittsburgh.....	2011-13
Piscitelli, Sabby (DB) Oregon State.....	2010
Piskor, Ray (T) Niagara.....	1947
Pitts, Frank (WR) Southern.....	1971-73
Pitts, John (DB) Arizona State.....	1975
Pizzo, Joe (QB) Mars Hill.....	*1987
Player, Scott (P) Florida State.....	2007
Pleasant, Anthony (DE) Tennessee State.....	1990-95
Plum, Milt (QB) Penn State.....	1957-61
Polley, Tom (LB) Nevada-Las Vegas.....	*1987
Pontbriand, Ryan (LS) Rice.....	2003-11
Pool, Brodney (DB) Oklahoma.....	2005-09
Poole, Larry (RB) Kent State.....	1975-77
Pope, Marquez (S) Fresno State.....	1999
Porter, Reggie (DB) Utah.....	2017
Posey, Julian (DB) Ohio University.....	2013
Poteat, Hank (DB) Pittsburgh.....	2009
Pough, Keith (LB) Howard.....	2014
Powell, Craig (LB) Ohio State.....	1995
Powell, Preston (RB) Grambling.....	1961
Powell, Ronnie (WR) Northwestern State.....	1999
Powers, Ricky (RB) Michigan.....	1995
Poyer, Jordan (DB) Oregon State.....	2013-16
Prentice, Travis (RB) Miami (Ohio).....	2000
Prestel, Jim (T) Idaho.....	1960
Price, Brian (DL) Texas-San Antonio.....	2018
Pritchett, Billy (RB) West Texas State.....	1975
Pruitt, Greg (RB) Oklahoma.....	1973-81
Pruitt, Mike (RB) Purdue.....	1976-84
Pryor Sr., Terrelle (WR) Ohio State.....	2015-16
Ptacek, Bob (QB) Michigan.....	1959
Pucci, Ben (DT) No College.....	1948
Pucillo, Mike (OL) Auburn.....	2005
Pupua, Tau (DT) Weber State.....	#1995



Putnam, Duane (G) College of the Pacific.....	1961
Puzzuoli, Dave (NT) Pittsburgh .....	1983-87
Pyne, Jim (G) Virginia Tech.....	1999-00

## Q

Quaye, Ko (DL) South Dakota .....	#2010
Quinlan, Bill (DE) Michigan State .....	1957-58
Quinlan, Voiney (RB) San Diego State.....	1956
Quinn, Brady (QB) Notre Dame.....	2007-09

## R

Raimsey, Dave (DB) Michigan .....	1964
Rainer, Wali (LB) Virginia.....	1999-01
Rainey, Bobby (RB) Western Kentucky .....	2013
Rakoczy, Gregg (OL) Miami (Fla.).....	1987-90
Randall, Damarious (DB) Arizona State .....	2018
Ratley, Damion (WR) Texas A&M .....	2018
Ratliff, Brett (QB) Utah .....	#2009, #2010
Ratterman, George (QB) Notre Dame .....	1952-56
Rechichar, Bert (DB) Tennessee .....	1952
Redden, Barry (RB) Richmond.....	1989-90
Reeves, Ken (OL) Texas A&M.....	1990
Reeves, Walter (TE) Auburn .....	1994-95
Rehberg, Scott (OL) Central Michigan.....	1999
Reiter, Austin (OL) South Florida .....	2016-17
Renfro, Ray (WR) North Texas State .....	1952-63
Reynolds, Billy (RB) Pittsburgh .....	1953-54, 1957
Reynolds, Chuck (C) Tulsa .....	1969-70
Reynolds II, Ed (DL) Stanford .....	2016
Rhett, Errict (RB) Florida .....	2000
Rhyme, Jerry (QB) Tulsa .....	1969
Rich, Randy (DB) New Mexico .....	1978-79
Richardson, Daryl (RB) Abilene Christian .....	#2015
Richardson, Earnest (TE) Jackson State.....	1974
Richardson, Gloster (WR) Jackson State .....	1972-74
Richardson, Kyle (P) Arkansas State .....	2005
Richardson, Trent (RB) Alabama .....	2012-13
Rice, Denzel (DB) Coastal Carolina .....	2018
Riddick, Louis (DB) Pittsburgh .....	1993-95
Rideau, Brandon (WR) Kansas .....	#2005
Rienstra, John (OL) Temple .....	1991-92
Righetti, Joe (DT) Wayneburg .....	1969-70
Rislen, Cody (T) Texas A&M .....	1979-83, 1985-89
Rison, Andre (WR) Michigan State .....	1995
Roan, Oscar (TE) Southern Methodist .....	1975-78
Roberson, Derrick (DB) Rutgers .....	2010
Roberts, Walter (WR) San Jose State .....	1964-66
Robertson, Craig (LB) North Texas .....	2012-15
Robinson, Billy (DB) Arizona State .....	*1987
Robinson, DeJuan (DB) Northern Arizona .....	*1987
Robinson, Derreck (DL) Iowa .....	2009-10
Robinson, Fred (G) Washington .....	1957
Robinson, Gerell (TE) Arizona State .....	#2014
Robinson, Greg (OL) Auburn .....	2018
Robinson, Mike (DE) Arizona .....	1981-82
Robinson, Ramzee (DB) Arizona .....	2009
Robiskie, Brian (WR) Ohio State .....	2009-11
Rockins, Chris (S) Oklahoma State .....	1984-87
Rogers, Don (S) UCLA .....	1984-85
Rogers, Shaun (DL) Texas .....	2008-10
Rogers, Tyrone (DL) Alabama State .....	1999-04
Rokisky, John (DE) Duquesne .....	1946
Roman, Nick (DE) Ohio State .....	1972-74
Romaniszyn, Jim (LB) Edinboro State .....	1973-74
Rose, Ken (LB) Nevada-Las Vegas .....	1990
Roth, Matt (LB) Iowa .....	2009-10
Rouson, Lee (RB) Colorado .....	1991
Rowe, Patrick (WR) San Diego State .....	1993
Rowell, Eugene (WR) Southern Mississippi .....	1990
Royal, Robert (TE) Louisiana State .....	2009-10
Roye, Orpheus (DL) Florida State .....	2000-07
Rubin, Ahtyba (DL) Iowa State .....	2008-14
Rucker, Martin (TE) Missouri.....	2008, #2009
Rucker, Frostee (DL) Southern California .....	2012

Rucker, Reggie (WR) Boston University .....	1975-81
Rudd, Dwayne (LB) Alabama .....	2001-02
Ruff, Orlando (LB) Furman.....	2005
Ruhman, Chris (OL) Texas A&M .....	1999
Runager, Max (P) South Carolina .....	1988
Rusinek, Mike (NT) California .....	*1987
Russell, Brian (DB) San Diego State .....	2005-06
Ryan, Frank (QB) Rice .....	1962-68
Rymkus, Lou (T) Notre Dame .....	1946-51
Rypien, Mark (QB) Washington State .....	1994

## S

Saban, Lou (LB) Indiana.....	1946-49
Sabatino, Bill (DT) Colorado .....	1968
Sagapolutele, Pio (DL) Hawaii .....	1991-95
Salaam, Rashaan (RB) Colorado .....	1999
Saleh, Tarek (LB/DB) Wisconsin .....	1999-01
Sanders, Darnell (TE) Ohio State .....	2002-03
Sanders, Lewis (DB) Maryland .....	2000-04
Sanders, Steve (WR) Bowling Green .....	2008
Sandusky, John (T) Villanova .....	1950-55
Sanford, Brian (DL) Temple.....	#2010, 2011-13
Sanford, Lucius (LB) Georgia Tech.....	1987
Sankoh, Tigie (DB) Greenwhich .....	\$2018
Santiago, O.J. (TE) Kent State .....	#2000, 2001
Saunders, De'Ante (DB) Tennessee State .....	2015
Scales, Charley (RB) Indiana .....	1962-65
Scarry, Mike (C) Waynesburg .....	1946-47
Schaefering, Brian (DL) Lindenwood .....	2009-11
Schafraath, Dick (G-T) Ohio State .....	1959-71
Schobert, Joe (LB) Wisconsin .....	2016-18
Schoen, Tom (DB) Notre Dame .....	1970
Schultz, Randy (RB) State College (Iowa).....	1966
Schwartz, Mitchell (OL) California .....	2012-15
Schwenk, Bud (QB) Washington .....	1946
Scott, Bo (RB) Ohio State .....	1969-74
Scott, Cedric (DE) Southern Mississippi.....	2002
Scott, Clarence (DB) Kansas State .....	1971-83
Scott, Da'Mari (WR) Fresno State .....	#2018
Sczurek, Stan (LB) Purdue .....	1963-65
Seifert, Mike (DE) Wisconsin.....	1974
Selawski, Gene (T) Purdue .....	1960
Sellers, Mike (HB) Walla Walla C.C. ....	2001
Sensanbaugher, Dean (RB) Ohio State.....	1948
Seymour, Ryan (OL) Vanderbilt .....	2014
Shaffer, Kevin (OT) Tulsa .....	2006-08
Sharkey, Ed (G) Nevada .....	1952
Shavers, Tyrone (WR) Lamar .....	1991
Shaw, Connor (QB) South Carolina .....	2014, #2015
Shaw, Jarrod (OL) Tennessee .....	#2012
Shaw, Sedrick (RB) Iowa.....	1999
Shea, Aaron (TE) Michigan .....	2000-05
Sheard, Jabaal (DL/LB) Pittsburgh .....	2011-14
Sheldon, Danny (DB) Washington .....	2015-17
Shelton, L.J. (OL) Eastern Michigan.....	2005
Shepherd, Leslie (WR) Temple .....	1999
Sheppard, Henry (G-T) Southern Methodist .....	1976-81
Sheriff, Stan (G) California Poly .....	1957
Sherk, Jerry (DT) Oklahoma State .....	1970-81
Shiner, Dick (QB) Maryland .....	1967
Shoals, Roger (T) Maryland .....	1963-64
Shofner, Jim (DB) Texas Christian .....	1958-63
Shorter, Jim (DB) Detroit.....	1962-63
Shula, Don (DB) John Carroll .....	1951-52
Shurnas, Marshall (WR) Missouri.....	1947
Sikich, Mike (G) Northwestern .....	1971
Sikora, Robert (T) Indiana .....	#1984
Simmons, Tony (WR) Wisconsin .....	2001
Simonetti, Len (DT) Tennessee .....	1946-48
Sims, Darryl (DE) Wisconsin.....	*1987-88
Sims, Mickey (DT) South Carolina State .....	1977-79
Sipe, Brian (QB) San Diego State .....	1974-83
Skibinski, Joe (G) Purdue .....	1952
Skrine, Buster (DB) UT-Chattanooga .....	2011-14



<b>Slaughter, Webster</b> (WR) San Diego State.....	1986-91
<b>Slayden, Steve</b> (QB) Duke.....	#1988
<b>Small, Kiero</b> (FB) Arkansas.....	2014
<b>Smelley, Brad</b> (TE) Alabama.....	2012
<b>Smith, Alex</b> (TE) Stanford.....	2010-12
<b>Smith, Andre</b> (TE) Virginia Tech.....	2013
<b>Smith, Armond</b> (RB) Union College.....	2011
<b>Smith, Bob</b> (LB) Nebraska.....	1955-56
<b>Smith, Brian</b> (LB) Notre Dame.....	2011
<b>Smith, Chris</b> (DL) Arkansas.....	2018
<b>Smith, C.J.</b> (DB) North Dakota State.....	2017
<b>Smith, Clifton</b> (LB) Syracuse.....	2006
<b>Smith, Clifton</b> (RB) Fresno State.....	2010
<b>Smith, Daryle</b> (OT) Tennessee.....	1989
<b>Smith, DeAngelo</b> (DB) Cincinnati.....	#2009
<b>Smith, Derron</b> (DB) Fresno State.....	2017
<b>Smith, Gaylon</b> (RB) Southwestern.....	1946
<b>Smith, Irv</b> (TE) Notre Dame.....	1999
<b>Smith, Jim Ray</b> (G) Baylor.....	1956-62
<b>Smith, John</b> (WR) Tennessee State.....	1979
<b>Smith, Ken</b> (TE) New Mexico.....	1973
<b>Smith, Mark</b> (DL) Auburn.....	2001-02
<b>Smith, Marquis</b> (S) California.....	1999-01
<b>Smith, Ralph</b> (TE) Mississippi.....	1965-68
<b>Smith, Rico</b> (WR) Colorado.....	1992-95
<b>Smith, Rob</b> (OL) Tennessee.....	2006
<b>Smith, Robaire</b> (DE) Michigan State.....	2007-10
<b>Smith, Rodney</b> (WR) Florida State.....	2014
<b>Smith, Shaun</b> (DL) South Carolina.....	2007-08
<b>Smith, Terrelle</b> (FB) Arizona State.....	2004-06
<b>Snellings, Paul</b> (OL) Georgia.....	#2000
<b>Snidow, Ron</b> (DE) Oregon.....	1968-72
<b>Solomon, Scott</b> (LB) Rice.....	2014-15
<b>Sorensen, Nick</b> (DB) Virginia Tech.....	2007-10
<b>Sowells, Isaac</b> (OL) Indiana.....	2006, #2007, 2008
<b>Sparenberg, Dave</b> (G) Western Ontario.....	*1987
<b>Spears, Quinton</b> (LB) Prairie View A&M.....	2011
<b>Speedie, Mac</b> (WR) Utah.....	1946-52
<b>Speegle, Nick</b> (LB) New Mexico State.....	2005-06
<b>Speer, Del</b> (S) Florida.....	1993-94
<b>Spencer, Joe</b> (DT) Oklahoma State.....	1949
<b>Spires, Greg</b> (DL) Florida State.....	2001
<b>Spriggs, Marcus</b> (DL) Troy State.....	1999-00, #2001
<b>St. Clair, John</b> (OL) Virginia.....	2009-10
<b>St. Clair, Mike</b> (DE) Grambling.....	1976-79
<b>Stallworth, Donte</b> (WR) Tennessee.....	2008, #2009
<b>Stamer, Josh</b> (LB) South Dakota.....	2009
<b>Stams, Frank</b> (LB) Notre Dame.....	1992-95
<b>Stanfield, Harold</b> (TE) West Virginia Tech.....	*1987
<b>Stanton, Drew</b> (QB) Michigan State.....	#2018
<b>Starks, Randy</b> (DL) Maryland.....	2015
<b>Staroba, Paul</b> (WR) Michigan.....	1972
<b>Steinbach, Eric</b> (OL) Iowa.....	2007-10, #2011
<b>Steinbrunner, Don</b> (DE) Washington State.....	1953
<b>Stephens, Emmanuel</b> (DL) Mississippi.....	2011-12
<b>Stephens, Larry</b> (DT) Texas.....	1960-61
<b>Steppte, Syndric</b> (WR) Arizona.....	2008-09
<b>Steuber, Bob</b> (RB) Missouri.....	1946
<b>Stevenson, Rickey</b> (CB) Arizona.....	1970
<b>Stewart, Andrew</b> (DE) Cincinnati.....	1989
<b>Stewart, Matt</b> (LB) Vanderbilt.....	2005-06
<b>Stienke, Jim</b> (DB) Southwest Texas State.....	1973
<b>Stokes, Barry</b> (OL) Eastern Michigan.....	2002-03
<b>Stoutmire, Omar</b> (DB) Fresno State.....	#1999
<b>Stover, Matt</b> (K) Louisiana State.....	1991-95
<b>Stracka, Tim</b> (TE) Wisconsin.....	1983-84
<b>Streater, Rod</b> (WR) Temple.....	2018
<b>Strock, Don</b> (QB) Virginia Tech.....	1988
<b>Stuckey, Chansi</b> (WR) Clemson.....	2009-10
<b>Suggs, Lee</b> (RB) Virginia Tech.....	2003-05
<b>Sullivan, Dave</b> (WR) Virginia.....	1973-74
<b>Sullivan, Gerry</b> (T-C) Illinois.....	1974-81

<b>Sullivan, Tom</b> (RB) Miami (Fla.).....	1978
<b>Summers, Fred</b> (DB) Wake Forest.....	1969-71
<b>Sumner, Walt</b> (DB) Florida State.....	1969-74
<b>Sustersic, Ed</b> (RB) Findlay.....	1949
<b>Sutter, Ed</b> (LB) Northwestern.....	1993-95
<b>Swann, George</b> (RB) Miami (Ohio).....	*1987
<b>Sykes, Terrance</b> (OL) Louisiana Tech.....	#2001

## T

<b>Taffoni, Joe</b> (T) Tennessee-Martin.....	1967-70
<b>Talley, John</b> (TE) West Virginia.....	1990-91
<b>Tamm, Ralph</b> (G) West Chester State.....	1990-91
<b>Tanney, Alex</b> (QB) Monmouth.....	#2013
<b>Tate, Ben</b> (RB) Auburn.....	2014
<b>Taseff, Carl</b> (DB) John Carroll.....	1951
<b>Taylor, Ben</b> (LB) Virginia Tech.....	2002-05
<b>Taylor, Jamar</b> (DB) Boise State.....	2016-17
<b>Taylor, Phil</b> (DL) Baylor.....	2011-14
<b>Taylor, Ryan</b> (TE) North Carolina.....	2014
<b>Taylor, Terry</b> (CB) Southern Illinois.....	1992-93
<b>Taylor, Tyrod</b> (QB) Virginia Tech.....	2018
<b>Teets, Dick</b> (LB) Wisconsin.....	*1987
<b>Teifke, Mike</b> (C) Akron.....	*1987
<b>Telfer, Randall</b> (TE) Southern California.....	#2015, 2016-17
<b>Tennell, Derek</b> (TE) UCLA.....	*1987-89
<b>Terlep, George</b> (QB) Notre Dame.....	1948
<b>Terrell, Ray</b> (RB) Mississippi.....	1946-47
<b>Testaverde, Vinny</b> (QB) Miami (Fla.).....	1993-95
<b>Thaxton, Jim</b> (TE) Tennessee State.....	1974
<b>Thierry, John</b> (LB-DE) Alcorn State.....	1999
<b>Thigpen, Tyler</b> (QB) Coastal Carolina.....	#2014
<b>Thomas, Chad</b> (DL) Miami (Fla.).....	2018
<b>Thomas, Joe</b> (OT) Wisconsin.....	2007-17
<b>Thomas, Johnny</b> (CB) Baylor.....	1995
<b>Thomas, Santonio</b> (DL) Miami (Fla.).....	2008
<b>Thomas, Tavierre</b> (DB) Ferris State.....	2018
<b>Thome, Chris</b> (OL) Minnesota.....	1991-92
<b>Thompson, Bennie</b> (DB) Grambling.....	1994-95
<b>Thompson, Chaun</b> (LB) West Texas A&M.....	2003-07
<b>Thompson, Kevin</b> (QB) Penn State.....	2000, #2002
<b>Thompson, Mike</b> (DT) Wisconsin.....	1999-00
<b>Thompson, Tommy</b> (LB) William & Mary.....	1949-53
<b>Thornton, John</b> (DL) Cincinnati.....	1991
<b>Tidmore, Sam</b> (LB) Ohio State.....	1962-63
<b>Tierney, Leo</b> (C) Georgia Tech.....	1978
<b>Tillman, Lawyer</b> (WR) Auburn.....	1989, 1992-93
<b>Tinsley, Keith</b> (WR) Pittsburgh.....	*1987
<b>Tomczak, Mike</b> (QB) Ohio State.....	1992
<b>Trautwein, Phil</b> (OL) Florida.....	#2009
<b>Treggs, Bryce</b> (WR) California.....	2017
<b>Tretter, JC</b> (OL) Cornell.....	2017-18
<b>Tripp, Kiante</b> (OL) Georgia.....	2011
<b>Trociano, Rick</b> (DB-QB) Pittsburgh.....	1981-83
<b>Trufant, Isaiah</b> (DB) Eastern Washington.....	#2014
<b>Trusnik, Jason</b> (LB) Ohio Northern.....	2009-10
<b>Tucker, Ryan</b> (OT) Texas Christian.....	2002-09
<b>Tucker, Travis</b> (TE) Southern Connecticut State.....	1985-87
<b>Tupa, Tom</b> (QB-P) Ohio State.....	#1993, 1994-95
<b>Turbin, Robert</b> (RB) Utah State.....	2015
<b>Turnbow, Jesse</b> (DT) Tennessee.....	1978
<b>Turner, Eric</b> (S) UCLA.....	1991-95
<b>Turner, Kevin</b> (LB) Pacific.....	1982
<b>Tyms, Brian</b> (WR) Florida A&M.....	2013

## U

<b>Ulinski, Ed</b> (G) Marshall.....	1946-49
<b>Unck, Mason</b> (LB) Arizona State.....	2003-06
<b>Upshaw, Marvin</b> (DE) Trinity.....	1968-69

## V

<b>Vallejo, Tanner</b> (LB) Boise State.....	2018
<b>Vallos, Steve</b> (OL) Wake Forest.....	2010-11
<b>Van Dyke, Ralph</b> (T) Southern Illinois.....	*1987



Van Pelt, Brad (LB) Michigan State.....	1986
Vardell, Tommy (RB) Stanford.....	1992-95
Veikune, David (LB) Hawaii.....	2009
Ventrone, Ray (DB) Villanova.....	2009-12
Verba, Ross (OL) Iowa.....	2001-02, 2004
Verser, David (WR) Kansas.....	*1987
Vickers, Lawrence (FB) Colorado.....	2006-10
Vitale, Danny (FB) Northwestern.....	2016-17

## W

Wade, Trevin (DB) Arizona.....	2012
Wagner, Bryan (P) Cal-State Northridge.....	1989-90
Walters, Van (LB) Indiana.....	1988-91
Walker, Dwight (RB-WR) Nicholls State.....	1982-84
Wallace, Calvin (DE) West Virginia Tech.....	*1987
Wallace, Martin (OL) Temple.....	2013
Wallace, Seneca (QB) Iowa State.....	2010-11
Walls, Everson (DB) Grambling.....	1992-93
Walls, Raymond (DB) Southern Mississippi.....	2002
Walters, Dale (P) Rice.....	*1987
Ward, Carl (DB) Michigan.....	1967-68
Ward, Denzel (DB) Ohio State.....	2018
Ward, T.J. (DB) Oregon.....	2010-13
Warfield, Paul (WR) Ohio State.....	1964-69, 1976-77
Warren, Gerard (DL) Florida.....	2001-04
Washington, Brian (S) Nebraska.....	1988
Washington, Ted (NT) Louisville.....	2006-07
Watford, Earl (OL) James Madison.....	2018
Watkins, Tom (RB) Iowa State.....	1961
Watson, Benjamin (TE) Georgia.....	2010-12
Watson, Karlton (QB) Winston-Salem.....	*1987
Watson, Louis (WR) Mississippi Valley State.....	*1987
Watson, Remi (WR) Bethune-Cookman.....	*1987
Weeden, Brandon (QB) Oklahoma.....	2012-13
Weathers, Clarence (WR) Delaware State.....	1985-88
Weathers, Curtis (TE-LB) Mississippi.....	1979-85
Webb, B.W. (DB) William & Mary.....	#2017
Webb, Ken (RB) Presbyterian.....	1963
Weber, Chuck (DE) West Chester State.....	1955-56
Webster, Larry (DT) Maryland.....	1995
West, Terrance (RB) Towson.....	2014
Westmoreland, Eric (LB) Tennessee.....	2004
White, Bob (RB) Stanford.....	1955
White, Charles (RB) Southern California.....	1980-82, 1984
White, Jamel (RB) South Dakota.....	2000-03
White, James (DE) Louisiana State.....	*1985
White, Lorenzo (RB) Michigan State.....	1995
Whitehead, Jermaine (DB) Auburn.....	2018
Whitehurst, Charlie (QB) Clemson.....	2016
Whitlow, Bob (C) Arizona.....	1968
Whitner, Donte (DB) Ohio State.....	2014-15
Whittaker, Fozzy (RB) Texas.....	2013
Whitwell, Mike (WR-S) Texas A&M.....	1982-83
Wiggin, Paul (DE) Stanford.....	1957-67
Wilburn, Barry (CB) Mississippi.....	1992
Wilds, Brandon (RB) South Carolina.....	#2017
Wilkinson, Jerry (DE) Oregon State.....	1980
Williams, A.D. (WR) College of the Pacific.....	1960
Williams, Arthur (WR) Abilene Christian.....	*1987
Williams, Clarence (RB) Washington State.....	1993
Williams, Corey (DL) Arkansas State.....	2008-09
Williams, Demetrius (WR) Oregon.....	2010
Williams, Eddie (FB) Idaho.....	2011, #2012
Williams, Gene (T-G) Iowa State.....	1993-94
Williams, James (LB) Mississippi State.....	1999
Williams, Kasen (WR) Washington.....	2017
Williams, K'Waun (DB) Pittsburgh.....	2014-15
Williams, Marquez (FB) Miami (Fla.).....	2017
Williams, Larry (G) Notre Dame.....	1986-88
Williams, Lawrence (KR) Texas Tech.....	1977
Williams, Leon (LB) Miami (Fla.).....	2006-08, #2009
Williams, Ray (WR) Clemson.....	*1987

Williams, Roosevelt (DB) Tuskegee.....	2003
Williams, Sidney (LB) Southern.....	1964-66
Williams, Stacy (DB) East Texas State.....	*1987
Williams Sr., Tramon (DB) Louisiana Tech.....	2015-16
Williams, Tony (T) Kansas State.....	1993
Williams, Wally (C) Florida A&M.....	1993-95
Willies, Derrick (WR) Texas Tech.....	2018
Willis, Bill (G-LB) Ohio State.....	1946-53
Wilson, Howard (DB) Houston.....	#2017, #2018
Wilson, Tom (RB) No College.....	1962
Wilson, Travis (WR) Oklahoma.....	2006, #2007
Wilson, Troy (CB) Notre Dame.....	*1987
Wimbley, Kamerion (LB) Florida State.....	2006-09
Windsor, Rod (WR) Western New Mexico.....	#2011
Wingle, Blake (G) UCLA.....	*1987
Winn, Billy (DL) Boise State.....	2012-14
Winslow, George (P) Villanova.....	1987
Winslow, Kellen (TE) Miami (Fla.).....	2004, #2005, 2006-08
Winston, Glenn (RB) Northwood.....	2014-15, #2016
Winters, Frank (C) Western Illinois.....	1987-88
Wise, Mike (DL) California-Davis.....	1991
Wiska, Jeff (G) Michigan State.....	1986
Wohlabaugh, Dave (C) Syracuse.....	1999-02
Woffley, Ron (RB) West Virginia.....	1992-93
Womack, Floyd (OL) Mississippi State.....	2009-10
Woods, Rob (OL) Arizona.....	1991
Woodson-Luster, Xavier (LB) Arkansas State.....	2018
Woolsey, Rolly (DB) Boise State.....	1977
Wooten, John (G) Colorado.....	1959-67
Word, Mark (DE) Jacksonville State.....	2002-03
Wren, Junior (DB) Missouri.....	1956-59
Wright, Alvin (NT) Jacksonville State.....	1992
Wright, Eric (DB) UNLV.....	2007-10
Wright, Felix (S) Drake.....	1985-90
Wright, Gabe (DL) Auburn.....	2016
Wright, George (DT) Sam Houston.....	1972
Wright, Jason (RB) Northwestern.....	2005-08
Wright, Keith (WR-KR) Memphis State.....	1978-80
Wright, Kenny (DB) Northwestern State.....	2007
Wright III, Scooby (LB) Arizona.....	#2016
Wycinsky, Craig (G) Michigan State.....	1972
Wynn, Dylan (DL) Oregon State.....	#2016
Wynn, Spergon (QB) Southwest Texas State.....	2000

## Y

Yanchar, Bill (DT) Purdue.....	1970
Yates, Billy (OL) Texas A&M.....	2009-10
Yonakor, John (DE) Notre Dame.....	1946-49
Young, Usama (DB) Kent State.....	2011-12
Young, George (DE) Georgia.....	1946-53
Young, Glen (WR) Mississippi State.....	1984-85, 1987-88
Young, Scott (OL) Brigham Young.....	2008
Youngblood, George (DB) California State (Los Angeles).....	1967
Youngelman, Sid (DT) Alabama.....	1959
Yount, Christian (LS) UCLA.....	2011-14
Yovanovits, Dave (OL) Temple.....	2005

## Z

Zahursky, Steve (OL) Kent State.....	1999-00
Zastudil, Dave (P) Ohio University.....	2006-10
Zeier, Eric (QB) Georgia.....	1995
Zeitler, Kevin (OL) Wisconsin.....	2017-18
Zeno, Lance (C) UCLA.....	1992-93
Zettel, Anthony (DL) Penn State.....	2018
Zukauskas, Paul (OL) Boston College.....	2001-04

\*Denotes replacement player during 1987 players' strike.

#On injured reserve the entire season, on active roster but did not play in a regular season game or suspended and did not play in a regular season game.

\$ International player pathway program



# ALL-TIME JERSEY NUMBERS

## 1

Dino Hall (1979)  
Homer Jordan (\*1987)  
Michael Jackson (1991-93)

## 2

Tony DeLeone (1987)  
Jerry Kauric (1990)  
Tim Couch (1999-2003)  
Reggie Hodges (2009-10, #2011, 2012)  
Johnny Manziel (2014-15)  
Patrick Murray (2016)  
Zane Gonzalez (2018)

## 3

Mark Moseley (1986)  
Brian Franco (\*1987)  
Goren Lingmerth (\*1987)  
Matt Stover (1991-95)  
Derrick Frost (2003)  
Derek Anderson (#2005, 2006-09)  
Brandon Weeden (2012-13)  
Pat Devlin (#2015)  
Cody Parkey (2016)

## 4

Max Runager (1988)  
Rico Smith (1992)  
Phil Dawson (1999-2012)  
Tyler Thigpen (#2014)  
Britton Colquitt (2016-18)

## 5

Webster Slaughter (1986)  
George Winslow (1987)  
Dale Waters (\*1987)  
Brett Conway (2003)  
Jeff Garcia (2004)  
Scott Player (2007)  
Brett Ratliff (#2009, #2010)  
Spencer Lanning (2013-14)  
Zane Gonzalez (2017)  
Tyrod Taylor (2018)

## 6

Remi Watson (\*1987)  
Lang Campbell (#2006)  
Seneca Wallace (2010-11)  
Brian Hoyer (2013-14)  
Travis Coons (2015)  
Cody Kessler (2016-17)  
Baker Mayfield (2018)

## 7

Terry Luck (1977)  
Terry Nugent (#1984)  
Jeff Gossett (1983, 1985-87)  
Steve Slayden (#1988)  
Tom Tupa (#1993, 1994-95)  
Josh Harris (#2004)  
Paul Ermer (2007)  
Bruce Gradkowski (2008)  
Brad Maynard (2011)  
Alex Tanney (#2013)  
Austin Davis (2015)  
Joe Callahan (#2016)  
DeShone Kizer (2017)

## 8

Gary Marangi (#1977)  
Johnny Evans (1978-80)  
Jeff Jaeger (1987)  
Brad Goebel (1992-94)  
Nate Hybl (2003)  
Derrick Frost (2004)  
Trent Dilfer (2005)  
Billy Cundiff (2009, 2013-14)  
Richmond McGree (2011)  
Josh Johnson (2012)

Brandon Bogotay (#2013)  
Andy Lee (2015)  
Kevin Hogan (2016-17)

## 9

Greg Coleman (1977)  
Matt Bahr (1981-89)  
Jim McMahon (#1995)  
Charlie Frye (2005-07)  
Thaddeus Lewis (#2011, 2010)  
Connor Shaw (2014, #2015)  
Drew Stanton (#2018)

## 10

John Borton (1957)  
Chris Gartner (1974)  
Dave Mays (1976-77)  
Dave Jacobs (1981)  
Tom Flick (1984)  
Mike Pagel (1986-90)  
Mike Elkins (#1991)  
Eric Zeier (1995)  
Jamie Martin (#1999)  
Kevin Thompson (2000)  
Tony Graziani (#2000)  
Kelly Holcomb (2001-04)  
Kyle Richardson (2005)  
Brady Quinn (2007-09)  
Jordan Norwood (#2010, 2011-12)  
Armani Edwards (2013)  
Garrett Hartley (2014)  
Darius Jennings (2015)  
Robert Griffin III (2016)  
Sammie Coates (2017)  
Da'Mari Scott (#2018)

## 11

Jim Ninowski (1964-66)  
Don Gault (1970)  
Lee Johnson (1987-88)  
Jeff Christensen (\*1987)  
Brian Hansen (1991-93)  
Mark Rypien (1994)  
Ty Detmer (1999)  
Brandon Rideau (#2005)  
Ken Dorsey (2006-08)  
Mohamed Massaquoi (2009-12)  
Charles Johnson (#2013)  
Travis Benjamin (2014-15)  
Terrelle Pryor Sr. (2016)  
Reggie Davis (2017)  
Bryce Treggs (2017)  
Jordan Leslie (2017)  
Antonio Callaway (2018)

## 12

Don Cockroft (1968-80)  
Rick Trocano (1981-83)  
Karilton Watson (\*1987)  
Don Strock (1988)  
Jeff Graham (#1989)  
Vinny Testaverde (1993-95)  
Josh Booty (#2001-03)  
Luke McCown (2004)  
Doug Johnson (#2005)  
Syndric Steptoe (2008-09)  
Colt McCoy (2010-12)  
Josh Gordon (2013-14, #2015-16, 2017-18)  
Blake Jackson (#2018)

## 13

Frank Ryan (1962-68)  
Don Horn (1973)  
Joe Pizzo (\*1987)  
Jeff Francis (1990, #1992)  
Spurgeon Wynn (2000)  
Richard Bartel (#2008)  
Yamon Figurs (2010)

Rod Windsor (#2011)  
Josh Gordon (2012)  
Rodney Smith (2014)  
Josh McCown (2015-16)  
Rod Streater (2018)

## 14

### OTTO GRAHAM (1952-55)

## 15

Bert Rechichar (1952)  
Ken Gorgal (1953-54)  
Tommy O'Connell (1956-57)  
Jim Ninowski (1958-59, 1962-63)  
Glynn Griffing (1964)  
Gary Lane (1966-67)  
Mike Phipps (1970-76)  
Mark Miller (1978-79)  
Steve Cox (1981-84)  
Bryan Wagner (1989-90)  
Donny Brady (1995)  
Jeff Brohm (#2000)  
Dave Zastudil (2006-10)  
Greg Little (2011-12)  
Davone Bess (2013)  
Marlon Moore (2014-15)  
Charlie Whitehurst (2016)  
Mario Alford (2016)  
Ricardo Louis (#2018)

## 16

George Ratterman (1952-56)  
Milt Plum (1957-61)  
Bill Nelsen (1968-72)  
Will Cureton (1975)  
Paul McDonald (1980-85)  
Selwyn Jones (1993-94)  
Ray Ethridge (#1995)  
Kevin Thompson (2000, #2002)  
Joshua Cribbs (2005-12)  
Caleb Hanie (#2013)  
Andrew Hawkins (2014-16)

## 17

Jerry Rhome (1969)  
Brian Sipe (1974-83)  
Todd Philcox (1991-93)  
Chris Gardocki (1999-2003)  
Braylon Edwards (2005-09)  
Jake Delhomme (2010)  
Jason Campbell (2013)  
LeRon Byrd (2014)  
Terrelle Pryor Sr. (2015)  
Greg Joseph (2018)

## 18

Vito Parilli (1956)  
Bob Freeman (1957-58)  
Bob Ptacek (1959)  
Len Dawson (1960-61)  
John Furman (1962)  
Dick Shiner (1967)  
Ben Hawkins (1974)  
Gary Danielson (1985, 1987-88)  
Vernon Joiner (1989-90)  
Mike Tomczak (1992)  
Doug Pederson (2000)  
Tony Simmons (2001)  
Kendrick Mosley (2006)  
Donte Stallworth (2008, #2009)  
Carlton Mitchell (2010-11)  
Greg Little (2013)  
Taylor Gabriel (2014-15)  
Kenny Britt (2017)  
Damion Ratley (2018)

## 19

Billi Lefear (1972)  
Bernie Kosar (1985-93)

STAFF

PLAYERS

2018 SEASON

HISTORY

RECORDS

GAME DAY



Frisman Jackson (2004)  
Miles Austin (2014)  
Corey Coleman (2016-17)  
Breshad Perriman (2018)

## 20

Mike Scarry (19046-47)  
Lou Saban (1948-49)  
Hal Herring (1950-51)  
Ken Carpenter (1952-53)  
Don Paul (1954-58)  
Ross Fichtner (1960-67)  
Fred Summers (1969-71)  
Jim Stienke (1973)  
Tony Peters (1975-78)  
Doug Dennison (1979)  
Judson Flint (1980-82)  
Don Rogers (1984-85)  
Joe Morris (1991)  
Alan Haller (1992)  
Earnest Byner (1994-95)  
Johnny Thomas (1995)  
Omar Stoutmire (#1999)  
Earl Little (1999-04)  
Pete Hunter (2005)  
Ralph Brown (2006)  
Mike Adams (2007-11)  
Montario Hardesty (2012)  
Shaun Draughn (2014-15)  
Brian Boddy-Callhoun (2016-18)

## 21

Dean Brown (1969)  
Stan Brown (1971)  
Van Green (1973-76)  
Oliver Davis (1977-80)  
Mike Whitwell (1983)  
Corey Gilmore (\*1987)  
Eric Metcalf (1989-94)  
Earnest Byner (1995)  
Marquis Smith (1999-01)  
Lewis Sanders (2002-03, 2004)  
James Jackson (2004)  
Brodney Pool (2005-09)  
Eric Wright (2010)  
Dmitri Patterson (2011-12)  
Chris Owens (2013)  
Justin Gilbert (2014-15)  
Jamar Taylor (2016-17)  
Denzel Ward (2018)

## 22

Frank Gatski (1946-51)  
Rex Bumgardner (1952)  
Ken Konz (1953-59)  
Rich Mostardi (1960)  
Tom Watkins (1961)  
Lowell Caylor (1964)  
Bobby Franklin (1966)  
Billy Devrow (1967)  
Clarence Scott (1971-83)  
Felix Wright (1985-90)  
Perry Kemp (\*1987)  
Vince Newsome (1991-92)  
Ricky Powers (1995)  
Tim McTyler (1999)  
Todd Franz (2000)  
Michael Jameson (2002-04)  
Brandon McDonald (2007-09)  
Derrick Roberson (2010)  
Mike Bell (2010)  
Buster Skrine (2011-14)  
Tramon Williams Sr. (2015-16)  
Jabril Peppers (2017-18)

## 23

Larry Benz (1963-65)  
Clifford Brooks (1972-74)  
Bill Craven (1976)  
Larry Collins (1978)  
Mark Kafentzis (1982)

Mark Harper (1986-90)  
DeJuan Robinson (\*1987)  
Randy Baldwin (1992-94)  
Earnest Hunter (1995)  
Marquez Pope (1999)  
Erick Rhett (2000)  
Devin Bush (2001-02)  
C.J. Jones (#2003)  
Adimchinobe Echemandu (2004)  
Ray Mickens (2005)  
Chris Barclay (#2006)  
Gary Baxter (#2007)  
Travis Daniels (2008)  
Hank Poteat (2009)  
Joe Haden (2010-16)  
Howard Wilson (#2017)  
Damarious Randall (2018)

## 24

Mel Maceau (1946-48)  
Tommy Thompson (1949-51)  
Warren Lahr (1952-59)  
Bobby Franklin (1960-65)  
Ernie Kellermann (1966-71)  
Bobby Majors (1972)  
Pete Athas (1975)  
Terry Brown (1976)  
Randy Rich (1978-79)  
Autry Beamon (1980-81)  
Cleotha Montgomery (1981)  
Vagas Ferguson (1983)  
Greg Best (1984)  
Ray Ellis (1986-87)  
Anthony Blaylock (1988-91)  
Randy Baldwin (#1991-92)  
Terry Taylor (1992-93)  
Reginald Jones (#1994)  
Corey Fuller (1999-01)  
Robert Griffith (2002-04)  
Gary Baxter (2005-06)  
Eric Wright (2007-09)  
Sheldon Brown (2010-12)  
Johnson Bademosi (2013-15)  
Ibraheim Campbell (2016-17)  
Howard Wilson (#2018)  
Nick Chubb (2018)

## 25

Charles Leigh (1968-69)  
Frank Pitts (1971-73)  
Rolly Woolsey (1977)  
Pat Moriarty (1979)  
Charles White (1980-82, 84)  
Vincent Barnett (\*1987)  
Anthony Florence (1991)  
Alfred Jackson (1991-92)  
Dana Hall (1995)  
Sedrick Shaw (1999)  
Lewis Sanders (2000)  
Corey Fuller (2002)  
Chris Crocker (2003-05)  
Justin Hamilton (2006)  
Kenny Wright (2007)  
Terry Cousin (2008)  
Coye Francies (2009)  
Chris Ogbonnaya (2011-13)  
Iflo Ekpre-Okumu (#2015)  
George Atkinson III (2016)  
Dontrell Hilliard (2018)

## 26

Ray Renfro (1952-63)  
Dave Raimey (1964)  
Reece Morrison (1968-72)  
Billy Lefear (1972-75)  
Tom Sullivan (1978)  
Dino Hall (1979-83)  
Greg Allen (1985)  
Arthur Williams (\*1987)  
Keith Jones (1989)

Raymond Clayborn (1990-91)  
Ron Wolflay (1992-93)  
Michael Davis (1995)  
Anthony Malbrough (2000)  
Dyshod Carter (2001)  
Nick Maddox (2003)  
Sean Jones (2005-08)  
Abram Elam (2009-10)  
Trevin Wade (2012)  
Willis McGahee (2013)  
Pierre Desir (2014-15)  
Marcus Burley (2016)  
Derrick Kindred (2017-18)

## 27

Walter Roberts (1964-66)  
Carl Ward (1967-68)  
Randy Minniear (1970)  
Rickey Stevenson (1970)  
Thom Darden (1972-74, 1976-81)  
Gary Davis (#1981)  
Mike Whitwell (1982)  
Al Gross (1983-87)  
Brian Dudley (\*1987)  
Derrick Gainer (1990)  
Derrick Douglas (1991)  
Stevon Moore (1992-95)  
Karim Abdul-Jabbar (1999)  
Lamar Chapman (2000-01)  
Roosevelt Williams (2003)  
Dee Brown (2004)  
Brian Russell (2005-06)  
Nick Sorensen (2007-10)  
Eric Hagg (2011-12)  
Edwin Baker (2013)  
Robert Turbin (2015)  
Daryl Richardson (#2015)  
Matthew Dayes (2017)  
Tavierre Thomas (2018)

## 28

Dick Deschaine (1958)  
Ben Davis (1967-68, 1970-73)  
Eddie Brown (1974-75)  
Ron Bolton (1976-82)  
Herman Fontenot (1985-88)  
Steve Pierce (\*1987)  
Robert Goins (\*1987)  
Tyrone Shavers (1991)  
James Brooks (1992)  
Erik McMillan (1993)  
Everson Walls (1992-93)  
Don Griffin (1994-95)  
Rashidi Barnes (2000)  
Leigh Bodden (2003-07)  
Allen Patrick (2008)  
James Davis (2009-10)  
Clifton Smith (2010)  
Sabby Piscitelli (2010)  
Usama Young (2011-12)  
Dion Lewis (#2013)  
Terrance West (2014)  
Glenn Winston (2015, #2016)  
Darius Hillary (#2016, 2017)  
E.J. Gaines (2018)

## 29

Tommy McDonald (1968)  
Walt Sumner (1969-74)  
Hanford Dixon (1981-89)  
Brent Fullwood (1990)  
Eric Turner (1991-95)  
Rashaan Salaam (1999)  
James Jackson (2001-03)  
Jason Wright (2005-08)  
Maquis Floyd (#2009)  
Thomas Brown (#2009)  
Brandon Jackson (#2011, 2012)  
Leon McFadden (2013)  
Duke Johnson Jr. (2015-18)



**30**

Bill Willis (1946-51)  
Emerson Cole (1952)  
Sherman Howard (1953)  
Maurice Bassett (1954-56)  
Lew Carpenter (1957-58)  
Bernie Parrish (1959-66)  
Ron Johnson (1969)  
Ken Brown (1970-75)  
Cleo Miller (1976-82)  
Boyce Green (1983-85)  
Billy Robinson (\*1987)  
Thane Gash (1988-90)  
Jamel White (2000-2003)  
Antonio Perkins (2005-06)  
Ricardo Colclough (#2007)  
Gerard Lawson (2008-09)  
Eric King (2010)  
Jim Leonhard (2014)  
Ibraheem Campbell (2015)  
Derrick Kindred (2016)  
Jason McCourty (2017)

**31**

Charley Harraway (1966-68)  
Bob Hunt (1974)  
Cleo Miller (1975)  
James Black (1984)  
Frank Minnifield (1984-92)  
Stacey Hairston (1993-95)  
Raymond Jackson (1999-01)  
William Green (2002-05)  
Jerome Perry (2006)  
Jamel Lewis (2007-09)  
Montario Hardesty (#2010, 2011)  
Prince Miller (2012)  
Donte Whitner (2014-15)  
Trey Caldwell (2016)  
Brandon Wilds (#2017)  
Reggie Porter (2017)  
Justin Burris (2018)

**32**

Lin Houston (1946-51)  
Harry Jagade (1952-53)  
Fred Morrison (1954-56)  
**JIM BROWN (1957-65)**

**33**

Randy Schultz (1966)  
Nathaniel James (1968)  
Tom Schoen (1970)  
Bo Cornell (1971-72)  
Reggie Rucker (1975-81)  
Curtis Dickey (1985-86)  
Kirk Jones (\*1987)  
Mike Oliphant (1989)  
Leroy Hoard (1990-95)  
Daylon McCutcheon (1999-05)  
DeAngelo Smith (#2009)  
Thomas Clayton (2011)  
Trent Richardson (2012-13)  
Jordan Poyer (2013-16)  
Darius Jackson (#2017)  
Phillip Gaines (2018)

**34**

George Cherokee (1946)  
Bob Gaudio (1947)  
Abe Gibron (1950-51)  
Walt Michaels (1952-61)  
Stan Sczurek (1963)  
Ken Webb (1963)  
Mike Howell (1965-72)  
Greg Pruitt (1973-81)  
David Green (1982)  
Kevin Mack (1985-93)  
Marcus Lee (1994)  
Lorenzo White (1995)  
Madre Hill (1999)  
Chris Floyd (2000)

Ben Gay (2001)  
R.J. Bowers (2002-03)  
Lewis Sanders (2004)  
Reuben Droughns (2005-06)  
Chris Jennings (2009)  
Thomas Clayton (2010)  
James Dockery (2011)  
Bobby Rainey (2013)  
Isaiah Crowell (2014-17)  
Carlos Hyde (2018)

**35**

Alex Agase (1948-51)  
Galen Fiss (1956-66)  
Larry Conjar (1967)  
Bo Scott (1969-74)  
Brian Duncan (1976-77)  
Calvin Hill (1978-81)  
Enis Jackson (\*1987)  
Stacey Driver (\*1987)  
Will Hill (1988)  
Barry Redden (1989-90)  
Perry Phenix (#2001)  
Dyshod Carter (2004)  
Jerome Harrison (2006-10)  
Armond Smith (2011)  
Fozzy Whittaker (2013)  
Isaiah Trufant (#2014)  
Don Jones (2015-16)  
Darius Jackson (#2016)  
C.J. Smith (2017)  
Jermaine Whitehead (2018)

**36**

Ed Ulinski (1946-49)  
Tommy Thompson (1950)  
Marion Motley (1952-53)  
Ed Modzelewski (1955-59)  
Billy Kinard (1956)  
Jamie Caleb (1960)  
Charley Scales (1962-65)  
Nick Pietrosante (1966-67)  
Dick Davis (1969)  
Steve Engel (1970)  
Henry Hynoski (1975)  
Eddie Payton (1977)  
Bill Jackson (1982)  
Stephen Braggs (1987-91)  
Vince Carreker (\*1987)  
Fred Foggie (1992)  
Issac Booth (1994-95)  
Chris Akins (2001-02)  
Ron Israel (2003)  
Corey McIntyre (2005)  
Ben Emanuel (#2006)  
Coye Francies (2010)  
K'Waun Williams (2014-15)  
Derron Smith (2017)  
Jeremiah McKinnon (2018)

**37**

George Groves (1946)  
Bob Kolesar (1946)  
Jamie Caleb (1965)  
Hugh McKinnis (1973-75)  
Chris Rockins (1984-87)  
Harlon Barnett (1990-92)  
Bennie Thompson (1994-95)  
Anthony Henry (2001-04)  
Mike Hawkins (2006)  
Anthony Madison (2009)  
Johnson Bademosi (2012)  
Josh Aubrey (2013)  
Trae Elston (2016)  
Denzel Rice (2018)

**38**

Weldon Humble (1947-50)  
Bob Gaudio (1951)  
Maurice Bassett (1954)  
Sam Baker (1960-61)

Stan Sczurek (1963-65)  
Larry Poole (1975-77)  
Johnny Davis (1982-87)  
Larry Mason (\*1987)  
Alvin Horn (\*1987)  
George Swann (\*1987)  
Odie Harris (1991-92)  
Antonio Langham (1994-95, 1999)  
Earthwind Moreland (2001)  
Therrian Fontenot (2006)  
Cedric Peerman (#2009)  
Ramzee Robinson (2009)  
Julian Posey (2013)  
Aaron Berry (2014)  
B.W. Webb (#2017)  
T.J. Carrie (2018)

**39**

Alex Kapter (1946-47)  
Billy Pritchett (1975)  
Major Everett (1986, \*1987)  
Stanley Carraway (\*1987)  
Randy Hilliard (1990-93)  
Marlon Forbes (1999)  
Brandon Jennings (#2001)  
Michael Lehan (2003-05)  
Daven Holly (2006-08)  
Tashaun Gipson (2012-15)  
Ed Reynolds II (2016)  
Justin Currie (2017)  
Terrance Mitchell (2018)

**40**

Jim Daniell (1946)  
Dub Jones (1952-55)  
Preston Carpenter (1956-59)  
Prentice Gault (1960)  
Preston Powell (1961)  
Howard Cassady (1962)  
Jim Shorter (1962-63)  
Erich Barnes (1965-71)  
Preston Anderson (1974)  
Tom London (1978)  
Rod Perry (1983-84)  
Mike McCade (\*1987)  
Kyle Kramer (1989)  
Lynn James (1991)  
Tarek Saleh (1999-00)  
Peyton Hillis (2010-11)  
Kiero Small (2014)  
De'Ante Saunders (2015)  
Danny Vitale (2016-17)  
Tigie Sankoh (\$2018)

**41**

Ralph Smith (1965-68)  
Dave Jones (1969-71)  
Jerry Wilkinson (1980)  
Troy Wilson (\*1987)  
Anthony Florence (1991)  
Tim Jacobs (1993-95)  
Travis Prentice (2000)  
Charles Ali (2007-08)  
Ray Ventrone (2009-12)  
Glenn Winston (2014)  
Raheem Mostart (2015)  
Tracy Howard (2016)  
Mike Jordan (2017)

**42**

Chet Adams (1946-48)  
Derrell Palmer (1949-51)  
Tommy James (1952-55)  
Lowe Wren (1956-59)  
Bob Crespino (1961-63)  
Paul Warfield (1964-69, 1976-77)  
Gloster Richardson (1972-74)  
Dwight Walker (1982-84)  
Tim Manoa (1987-89)  
Calvin Pierce (\*1987)  
Latin Berry (1991-92)



Louis Riddick (1993-95)  
 Terry Kirby (1999)  
 Carl Fair (2001)  
 Raymond Walls (2002)  
 Terrelle Smith (2004-06)  
 Hamza Abdullah (2008)  
 Robert Nelson (2014)  
 Malcolm Johnson (2015-16)  
 Marquez Williams (2017)

#### 43

Bob Smith (1955-56)  
 Billy Kinard (1956)  
 Volney Quinlan (1956)  
 Ron Green (1967-68)  
 Fair Hooker (1969-74)  
 Mike Pruitt (1976-84)  
 Tony Baker (1986, 1988)  
 Stacy Williams (\*1987)  
 Joe King (1991)  
 Del Speer (1993-94)  
 Vashone Adams (1995)  
 George Jones (1999)  
 Percy Ellsworth (2000-01)  
 Calvin Pearson (2002)  
 T.J. Ward (2010-13)  
 Charles Gaines (2015)  
 Rajion Neal (#2016)  
 Kai Nacua (2017)

#### 44

Lou Rymkus (1946-51)  
 Sherman Howard (1952)  
 Don Phelps (1952)  
 Don Shula (1952)  
 John Pettibon (1955-56)  
 Chet Hanulak (1957)  
 Jim Shofner (1958-63)  
 Leroy Kelly (1964-73)  
 Earnest Byner (1984-88)  
 Stefon Adams (1990)  
 Lee Rouson (1991)  
 Tommy Vardell (1992-95)  
 Marc Edwards (1999-00)  
 Mike Sellers (2001)  
 Lee Suggs (2003-05)  
 Jed Collins (#2008)  
 Eddie Williams (2011, #2012)  
 Ben Tate (2014)  
 Nate Orchard (2015-17)

#### 45

Ray Piskor (1947)  
 Ben Pucci (1948)  
 Bill Willis (1949)  
 John Kissell (1951)  
 Bob Smith (1955)  
 Ernie Bolden (1958-59)

#### ERNIE DAVIS

#### 46

Lou Groza (1946-51)  
 Ace Loomis (1952)  
 Billy Reynolds (1953-54, 1957)  
 Henry Ford (1955)  
 Bob White (1955)

#### DON FLEMING (1960-62)

#### 47

Jamie Caleb (1960)  
 Ricky Jones (1977-79)  
 Larry Brazil (1982-85)  
 Mike Crawford (\*1987)  
 Keith Bostic (1990)  
 Barry Wilburn (1992)  
 Tim Jacobs (1993)  
 Ryan McNeil (1999)  
 Scott Frost (2001)  
 Alvin Morrow (#2001)  
 Lawrence Vickers (2006-10)

Brad Smelley (2012)  
 Marquies Gray (2013)  
 Charley Hughlett (#2014, 2015-18)

#### 48

Ernie Blandin (1946-47)  
 Forrest Grigg (1948-51)  
 Chet Hanulak (1957)  
 Preston Carpenter (1956)  
 Milt Campbell (1957)  
 Ernie Green (1962-68)  
 Dave Sullivan (1973-74)  
 John Pitts (1975)  
 Ken Ellis (1977)  
 Lawrence Johnson (1979-84)  
 D.D. Hoggard (1985-87)  
 George Landry (\*1987)  
 Brian Washington (1988)  
 Brian Kinchen (1991)  
 Mark Bavaro (1992)  
 Najee Mustafaa (1993)  
 Frank Hartley (1994-95)  
 Selwyn Jones (#1994)  
 Rod Monroe (2001)  
 Kevin McLeod (2003)  
 Sherrod Coates (2004)  
 Owen Marecic (2011-12)  
 Ray Agnew (2014)  
 Jeremy Cash (#2017)

#### 49

Len Simonetti (1946-48)  
 Joe Spencer (1949)  
 John Sandusky (1950-51)  
 Bobby Mitchell (1958-61)  
 Tom Wilson (1962)  
 Walter Beach (1963-66)  
 George Youngblood (1967)  
 Alvin Mitchell (1968-69)  
 Jim Hill (1975)  
 Neal Craig (1975-76)  
 Clinton Burrell (1979-84)  
 Steve Lauter (\*1987)  
 Robert Lyons (1989)  
 Bruce McGonnigal (1991)  
 Clarence Williams (1993)  
 Keith Heinrich (2003-04)  
 Josh Keyes (2017)

#### 50

John Yonakor (1946-49)  
 Jim Martin (1950)  
 Bob Oristaglio (1951)  
 Hal Herring (1952)  
 Tom Catlin (1953-54)  
 Vince Costello (1957-66)  
 John Garlington (1968-77)  
 Don Goode (1980-81)  
 Tom Cousineau (1982-85)  
 Brad Van Pelt (1986)  
 Lucius Sanford (1987)  
 Mike Teifke (\*1987)  
 Van Walters (1988-91)  
 Frank Stams (1992-95)  
 Michael Hamilton (2000)  
 Barry Minter (2001)  
 Earl Holmes (2002)  
 Jeff Faine (2003-05)  
 Rob Smith (2006)  
 Colby Bockwoldt (2007)  
 Marvin Philip (#2007)  
 Eric Barton (2009-10)  
 James-Michael Johnson (2012)  
 Darius Eubanks (2013, #2014)  
 Jayson DiManche (2015)  
 Scooby Wright III (#2016)  
 B.J. Bello (2017)  
 Chris Smith (2018)

#### 51

Dale Lindsey (1965-72)  
 Leo Tierney (1978)  
 Eddie Johnson (1981-90)  
 Gerald Dixon (1993-95)  
 Lenoy Jones (1999, 2001)  
 Ryan Taylor (2000)  
 Lenoy Jones (2002)  
 Chau Thompson (2003-07)  
 Shantee Orr (2008)  
 Alex Hall (2009)  
 Chris Gocong (2010-11, #2012)  
 Barkevious Mingo (2013-15)  
 Jamie Collins Sr. (2016-18)

#### 52

George Young (1946-51)  
 Frank Gatski (1952-56)  
 Joe Amstutz (1957)  
 Dave Lloyd (1959-61)  
 Mike Lucci (1962-64)  
 Billy Andrews (1967-74)  
 Mel Long (1974)  
 Dick Ambrose (1975-83)  
 David Grayson (\*1987)  
 Nick Miller (1987)  
 Ken Rose (1990)  
 Richard Brown (1991-92)  
 Pepper Johnson (1994-95)  
 Brant Boyer (2001-2003)  
 Matt Stewart (2006)  
 D'Qwell Jackson (2008-2009, #2010, 2011-13)  
 Eric Martin (2014)  
 Corey Lemonier (2016)  
 James Burgess Jr. (2017-18)  
 Ray-Ray Armstrong (2018)

#### 53

Alton Coppage (1946)  
 Marshall Shurnas (1947)  
 Frank Kosikowski (1948)  
 Bill O'Connor (1949)  
 Len Ford (1950-51)  
 Frank Morze (1963)  
 Bob Whitlow (1968)  
 Tom Beautler (1970)  
 Mel Long (1972-73)  
 Bill Cowher (1980-82)  
 Jim Dumont (1984)  
 Stuart Anderson (1984)  
 Anthony Griggs (1986-88)  
 Tom Polley (\*1987)  
 Cedric Figaro (1991-92)  
 Pepper Johnson (1993-94)  
 John Thierry (1999)  
 Rahim Abdullah (2000)  
 Mason Unck (2003-06)  
 Kris Griffin (2007-08)  
 Josh Stamer (2009)  
 Matt Roth (2009-10)  
 Brian Smith (2011)  
 Craig Robertson (2012-15)  
 Joe Schobert (2016-18)

#### 54

John Rokisky (1946)  
 Tommy Thompson (1952-53)  
 Tony Adamle (1954)  
 Sam Palumbo (1955-56)  
 Pete Perini (1955)  
 Tom Catlin (1957-58)  
 Bob Denton (1960)  
 Sam Tidmore (1962-63)  
 Fred Hoaglin (1966-72)  
 Tom DeLeone (1974-84)  
 Mike Junkin (1987-88)  
 Jerry Parker (\*1987)  
 Randy Kirk (1991)  
 Ed Sutter (1993-95)  
 Chester Burnett (2000)



Tarek Saleh (2001)  
 Andra Davis (2002-08)  
 Blake Costanzo (2009-10)  
 Benjamin Jacobs (2011)  
 Adrian Moten (2012)  
 Quentin Groves (2013)  
 Zac Diles (2014)  
 Scott Solomon (2014-15)  
 Dominique Alexander (2016-17)  
 Tanner Vallejo (2018)

## 55

John Harrington (1946)  
 John Demarie (1967)  
 Chuck Reynolds (1969-70)  
 Dave Graf (1975-79)  
 Curtis Weathers (1979, 1982-85)  
 John Mohring (1980)  
 Tim Crawford (\*1987)  
 Jock Jones (1990-91)  
 Rahim Abdullah (1999)  
 Marty Moore (2000)  
 Anthony Denman (2001)  
 Barry Gardner (2003-04)  
 Matt Stewart (2005)  
 Willie McGinest (2006-08)  
 Alex Mack (2009-15)  
 Danny Shelton (2016-17)  
 Genard Avery (2018)

## 56

Dante Lavelli (1946-51)  
 Don Steinbrunner (1953)  
 Art Hunter (1957-59)  
 John Morrow (1960-66)  
 Bob Matheson (1967-70)  
 Jim Romaniszyn (1973-74)  
 Jack LaVeck (1975)  
 Robert L. Jackson (1978-81)  
 Chip Banks (1982-86)  
 Dick Teets (\*1987)  
 David Grayson (1987-90)  
 Bobby Abrams (1992)  
 Mike Caldwell (1993-95)  
 Lenoy Jones (2000)  
 Darren Hambrick (2002)  
 Sherrod Coates (2003)  
 Eric Westmoreland (2004)  
 Nick Speegle (2006)  
 Antwan Peek (2007-08)  
 Kaluka Maiava (2009-12)  
 Eric Martin (2013)  
 Karlos Dansby (2014-15)  
 Demario Davis (2016)  
 Deon King (2017)  
 Xavier Woodson-Luster (2018)

## 57

Clay Matthews (1978-93)  
 Stevan Nave (\*1987)  
 Jason Kyle (1999)  
 Dwayne Rudd (2001-02)  
 Orantes Grant (2003)  
 Warrick Holdman (2004)  
 Jody Littleton (2005)  
 David Veikune (2009)  
 Eric Alexander (2010)  
 Christian Yount (2011-14)  
 Cam Johnson (2015-16)

## 58

Mac Speedie (1946-51)  
 Frank Morze (1962)  
 Rick Kingrea (1971-72)  
 Mark Johnson (1977)  
 Clifton Odum (1980)  
 Bruce Huther (1981)  
 Scott Nicolas (1982-86)  
 Cliff Hannemann (\*1987)  
 Clifford Charlton (1988-89)  
 Marcus Cotton (1990)

David Brandon (1991-93)  
 Carl Banks (1994-95)  
 Wali Rainier (1999-01)  
 Ben Taylor (2002-05)  
 D'Qwell Jackson (2006-07)  
 Beau Bell (2008)  
 Marcus Benard (2009-11, #2012)  
 L.J. Fort (2012)  
 Brandon Magee (2013)  
 Christian Kirksey (2014-18)

## 59

Alton Coppage (1946)  
 Horace Gillom (1947-51)  
 Wayne Meylan (1968-69)  
 Rudy Kuechenberg (1970)  
 Charlie Hall (1971-80)  
 Kevin Turner (1982)  
 Dale Carver (1983)  
 David Marshall (1984)  
 Mike Johnson (1986-93)  
 James Capers (\*1987)  
 Craig Powell (1995)  
 Kendall Ogle (1999)  
 Doug Colman (2000)  
 Kevin Bentley (2002-04)  
 Nick Speegle (2005)  
 Clifton Smith (2006)  
 Keith Adams (2007)  
 Titus Brown (2008-11)  
 Emmanuel Acho (\*2012)  
 Tank Carder (2013-16, #2017)  
 D'Juan Hines (2018)

## 60

Otto Graham (1946-51)  
 Bill Willis (1952-53)  
 Harold Bradley (1954-56)  
 John Wooten (1959-67)  
 Al Jenkins (1969-70)  
 Bob Babich (1973-78)  
 Jeff Wiska (1986)  
 Al Baker (1987, 1989-90)  
 Lance Zeno (1992-93)  
 Doug Dawson (1994)  
 Jed Devries (1995)  
 Shaun O'Hara (2000-2003)  
 Coasey Coleman (2005-06)  
 Steve Vallos (2010-11)  
 Ryan Miller (2012)  
 Patrick Lewis (\*2013)  
 Jacobbi McDaniel (2014)  
 Gabe Ikard (#2016)

## 61

Dale Memmelaar (1964)  
 Joe Bob Isbell (1966)  
 Bob DeMarco (1972-74)  
 Al Dennis (1976)  
 Greg Fairchild (1978)  
 Mike Baab (1982-87, 1990-91)  
 Steve Everitt (1993-95)  
 Everett Lindsay (2000)  
 John Nix (\*2003)  
 Gerard Warren (2004)  
 Mike Pucillo (2005)  
 Isaac Sowell (2006, #2007, 2008)  
 Michael Bowie (#2014, #2015)  
 Anthony Fabiano (2016)

## 62

Cliff Lewis (1946-51)  
 Lin Houston (1952-53)  
 Herschel Forester (1954-57)  
 Duane Putnam (1961)  
 Dale Memmelaar (1964-65)  
 Joe Taffoni (1967-70)  
 Chris Morris (1972-73)  
 Glen Holloway (1974)  
 Al Dennis (1977)  
 George Lilja (1984-86)

Mike Katolin (\*1987)  
 Ben Jefferson (1990)  
 Gene Williams (1993-94)  
 Eric Moore (1995)  
 Bill Duff (1999)  
 Paul Zukauskas (2001)  
 Craig Osika (2003, #2004)  
 Dwayne Ledford (#2005)  
 Lennie Friedman (2006-08)  
 Titus Adams (#2009, 2010)  
 Jason Pinkston (2011-13)  
 Ryan Seymour (2014)  
 Austin Reiter (2016-17)

## 63

Fred Robinson (1957)  
 Andy Cvercko (1963)  
 Mike Slich (1971)  
 Joe Carollo (1972-73)  
 Barry Darrow (1974-78)  
 Cody Risien (1979-83, 1985-89)  
 Mark Krowicz (#1985)  
 Jay Hilgenberg (1992)  
 Wally Williams (1994-95)  
 Brad Bedell (2000-01)  
 Kelvin Garmon (2004)  
 Joe Andruzzi (2005-06)  
 Marcus Martin (#2017)  
 Austin Corbett (2018)

## 64

Bud Schwenk (1946)  
 George Terlep (1948)  
 Abe Gibron (1952-56)  
 Don Goss (1956)  
 Jim Ray Smith (1957-62)  
 Ted Connolly (1963)  
 Tom Goosby (1963)  
 Jim Copeland (1967-74)  
 Joe Jones (1975-78)  
 George Buehler (1978-79)  
 Joe DeLamielleure (1980-84)  
 Frank Winters (1987-88)  
 Blake Vingie (\*1987)  
 Tom Baugh (1989)  
 Houston Hoover (1993)  
 Mike Bedosky (#1994)  
 Sale Isaia (#1995)  
 Dave Wohlabach (1999-02)  
 Ryan Pontbriand (2003-11)  
 Martin Wallace (2013)  
 Darrian Miller (2015)  
 Jonathan Cooper (2016)  
 J.C. Tretter (2017-18)

## 65

Joe Skibinski (1952)  
 Chuck Noll (1953-59)  
 Stan Sheriff (1957)  
 Ed Bettridge (1964)  
 John Demarie (1967-75)  
 Henry Sheppard (1976-81)  
 Bob Gruber (1986)  
 John Askin (\*1987)  
 Ralph Tamm (1990-91)  
 Rod Milstead (#1993)  
 Elliott Fortune (#1995)  
 Jim Bundren (1999-00)  
 Richard Mercier (2001)  
 Kirk Chambers (2004-05)  
 Eric Steinbach (2007-10, #2011)  
 Ronnie Cameron (#2012)  
 Garrett Gilkey (2013)  
 Gabe Ikard (#2015)  
 Kaleb Johnson (#2015)  
 Larry Ogunjobi (2017-18)

## 66

Lou Saban (1946)  
 Ermal Allen (1947)  
 Warren Lahr (1948)



Gene Donaldson (1953)  
 Gene Hickerson (1958-60, 1962-73)  
 Mike Seifert (1974)  
 Earl Edwards (1976-78)  
 Ted Petersen (1984)  
 Dave Sparenberg (\*1987)  
 Tony Jones (1989-95)  
 Alex Bernstein (#1999)  
 Jeremy McKinney (#1999, 2001)  
 Paul Zukauskas (2002-2004)  
 Hank Fraley (2006-08)  
 Shawn Lauvao (2010-13)  
 Jamie Meder (2014)  
 Spencer Drango (2016-17)

**67**

Sidney Williams (1964-66)  
 Craig Wycinsky (1972)  
 Chuck Hutchison (1973-75)  
 Mike Morris (1990)  
 Chris Thome (1991-92)  
 Quentin Neujahr (\*1995)  
 John Jurkovic (1999)  
 Paul Snellings (#2000)  
 Tre Johnson (2001)  
 Melvin Fowler (2002-04)  
 Fred Matua (#2006)  
 Greg Eslinger (#2007)  
 Derreck Robinson (2009-10)  
 Kiante Tripp (2011)  
 Ishmaa'ily Kitchen (2012-14)  
 Austin Pasztor (2015-16)  
 Chris Barker (#2017)

**68**

Ed Sharkey (1952)  
 Larry Stephens (1960-61)  
 Bob Pena (1972)  
 Robert E. Jackson (1975-85)  
 Darryl Haley (\*1987, 1988)  
 Barry Lee (\*1987)  
 Ted Banker (1989)  
 Ed King (1991-93)  
 Lonnie Palelei (#1995)  
 Chris Ruhman (1999)  
 Chad Beasley (2002-2003)  
 Dave Yovanovitz (2005)  
 Seth McKinney (2007-08)  
 Billy Yates (2009-10)  
 Nick McDonald (2014)  
 Kyle Kalis (2018)

**69**

John Macerelli (1956)  
 Jim Kanicki (1963-69)  
 Pete Adams (1974, 1976)  
 Leo Biedermann (1978)  
 Joel Patten (1980)  
 Dan Fike (1985-92)  
 Doug Dawson (1994)  
 Roger Chanoine (1999-02)  
 J'Vonne Parker (2005-06)  
 C.J. Mosley (2009)  
 Scott Paxson (2011)  
 Winston Painter (2014)  
 Desmond Harrison (2018)

**70**

Gene Fekete (1946)  
 Spiro Dellerba (1947)  
 Ollie Cline (1948)  
 Ed Sustersic (1949)  
 Emerson Cole (1950-51)  
 John Kissell (1952)  
 Don Colo (1953-58)  
 Francis O'Brien (1959)  
 Jim Prestel (1960)  
 Errol Linden (1961)  
 John Brown (1962-66)  
 Joe Righetti (1969-70)  
 Andy Frederick (1970)

Mack Mitchell (1975-78)  
 Jerry Wilkinson (1980)  
 Tom Hopkins (1983)  
 Larry Williams (1986-88)  
 Daryle Smith (1989)  
 John Rienstra (1991-92)  
 Herman Arvie (1995)  
 Jon Harris (#1999)  
 Alvin McKinley (2001-02)  
 Enoch DeMar (2003-04)  
 L.J. Shelton (2005)  
 Nat Dorsey (2006-07)  
 Rex Hadnot (2008-09)  
 Brian Sanford (#2010, 2011-12)  
 Chris Faulk (#2013)  
 Sione Fua (2014)  
 Nile Lawrence-Stample (#2016)  
 Kevin Zeiler (2017-18)

**71**

Walter Johnson (1965-76)  
 Jesse Turnbow (1978)  
 Matt Miller (1980-82)  
 #Bob Sikora (#1984)  
 #Scott Bolzan (#1985)  
 Ralph Van Dyke (\*1987)  
 Tom Gibson (1989-90)  
 Leonard Burton (#1991)  
 Mike Bedosky (1994)  
 Jim Pyne (1999-2000)  
 Terrance Sykes (#2001)  
 Gaylon Hyder (2001)  
 Scot Osborne (#2003)  
 Damion Cook (2004)  
 Kelly Butler (2006, #2007)  
 Ahtyba Rubin (2008-14)  
 Danny Shelton (2015)  
 Matt McCants (#2017)  
 Earl Watford (2018)

**72**

Lou Saban (1947)  
 Harry Jagade (1951)  
 Derrell Palmer (1952-53)  
 John Kissell (1954-56)  
 Henry Jordan (1957-58)  
 Sid Youngelman (1959)  
 Floyd Peters (1959-62)  
 Mike Bundra (1964)  
 Jerry Sherk (1970-81)  
 Dave Puzzioli (1983-87)  
 Charles Buchanan (1988)  
 Kevin Robbins (1990)  
 Bob Dahl (1992-95)  
 Steve Zahursky (1999)  
 Roman Oben (2000-01)  
 Ryan Tucker (2002-09)  
 Paul McQuistan (#2010)  
 Oniel Cousins (2011)  
 Mitchell Schwartz (2012-15)  
 Shon Coleman (2016-17)

**73**

Floyd Peters (1959)  
 Monte Clark (1963-69)  
 Doug Dieken (1971-84)  
 Keith Bosley (\*1987)  
 Gregg Rakoczy (1987-90)  
 Herman Arvie (1993-94)  
 Tim Goad (1995)  
 Darius Holland (1999-00)  
 Toby Myles (2001)  
 Derrick Ham (2001)  
 Joaquin Gonzalez (2002-04)  
 Joe Thomas (2007-17)

**74**

Gaylon Smith (1946)  
 Tony Adamle (1947-51)  
 Bob Gain (1952)  
 Don Steinbrunner (1953)

Mike McCormack (1954-62)  
 Dick Modzelewski (1964-66)  
 Bill Sabatino (1968)  
 Mitch Johnson (1971)  
 Carl Barisich (1973-75)  
 Mike St. Clair (1976-79)  
 Paul Farren (1983-91)  
 Tony Williams (1993)  
 Larry Webster (1995)  
 Orlando Bobo (1999)  
 James Brown (2000)  
 Mark Smith (2001)  
 Cedric Killings (#2001)  
 Felipe Claybrooks (2001)  
 Nick Eason (2004)  
 Nat Dorsey (2005)  
 Phil Trautwein (#2009)  
 Ko Quaye (2010)  
 Jarrod Shaw (#2012)  
 Paul McQuistan (2014)  
 Cameron Erving (2015-16)  
 Chris Hubbard (2018)

**75**

Jim McCusker (1963)  
 Roger Shoals (1963-64)  
 Bill Yanchar (1970)  
 Wes Grant (1972)  
 Allen Aldridge (1974)  
 Stan Lewis (1975)  
 Bob Lingenfelter (1977)  
 Cleveland Crosby (#1980)  
 Ray Bloch (#1981)  
 Mark Buben (1982)  
 Bill Contz (1983-86)  
 Alex Carter (1987)  
 Chris Pike (1989-90)  
 Pio Sagapolutele (1991-95)  
 Lomas Brown (1999)  
 Steve Zahursky (2000)  
 Damian Gregory (2002)  
 Javier Collins (#2004)  
 Simon Fraser (2005-07)  
 Artis Hicks (2011)  
 Oniel Cousins (2012-13)  
 Joel Bitonio (2014-18)

**76**

Marion Motley (1946-51)  
**LOU GROZA (1952-59, 1961-67)**

**77**

Willie Davis (1958-59)  
 Dick Schafath (1960-71)  
 Fest Cotton (1972)  
 Mark Ilgenfritz (1974)  
 Ron East (1975)  
 Lyle Alzado (1979-81)  
 Matt Miller (1979, 1982)  
 Rickey Bolden (1984-89)  
 Ken Reeves (1990)  
 Fred Childress (1992)  
 Orlando Brown (1994-95, 1999)  
 Ross Verba (2001-02, 2004)  
 Kevin Shaffer (2006-08)  
 Floyd Womack (2009-10)  
 John Greco (2011-16)  
 Zach Banner (2017)

**78**

John Sandusky (1952-55)  
 Art Hunter (1956)  
 Willie McClung (1958-59)  
 Gene Selawski (1960)  
 Ed Nutting (1961)  
 Frank Parker (1962-64, 1966-67)  
 Bob McKay (1970-75)  
 Mickey Sims (1977-79)  
 Carl Hairston (1984-89)  
 Rob Woods (1991)  
 Dan Footman (1993-95)



Tyrone Rogers (1999-04)  
 Ethan Kelley (2005-07)  
 John St. Clair (2009-10)  
 Reid Fragel (#2013)  
 Alvin Bailey (2016)  
 Rod Johnson (#2017)  
 Greg Robinson (2018)

## 79

Jerry Helluin (1952-53)  
 Don King (1954)  
 Bob Gain (1954-64)  
 Jim Battle (1966)  
 Bob Oliver (1969)  
 George Wright (1972)  
 Gerry Sullivan (1974-81)  
 Bob Golic (1982-88)  
 Mike Rusinek (\*1987)  
 Mike Graybill (1989)  
 Scott Rehberg (1999)  
 Noel LaMontagne (2000)  
 DeVone Claybrooks (2001)  
 Barry Stokes (2002-03)  
 Scott Young (2008)  
 Tony Pashos (2010-11)  
 Rashad Butler (2013)  
 Andrew McDonald (#2014)  
 Geoff Gray (#2017)

## 80

Al Akins (1946)  
 Bob Cowan (1947-48)  
 Warren Lahr (1949-51)  
 Len Ford (1952-57)  
 Dick Schafrauth (1959)  
 Jim Marshall (1960)  
 Bill Glass (1962-68)  
 Joe Jones (1970-71, 1973)  
 Willie Miller (1975-76)  
 Lawrence Williams (1977)  
 Willis Adams (1979-85)  
 Terry Greer (1986)  
 Chris Kelley (\*1987)  
 Chris Dressel (#1988)  
 Vernon Joines (1990)  
 Lynn James (1991)  
 Danny Peebles (1991)  
 Shawn Collins (1992)  
 Tom McLemore (1993-94)  
 Andre Rison (1995)  
 Ronnie Powell (1999)  
 Aaron Shea (2000-03)  
 Kellen Winslow (2004, 2006-08)  
 Brian Robiskie (2009-11)  
 Travis Benjamin (2012-13)  
 Dwayne Bowe (2015)  
 Ricardo Louis (2016-17)  
 Jarvis Landry (2018)

## 81

Leon Clarke (1960-62)  
 Jim Garcia (1965)  
 Jack Gregory (1967-71, 1979)  
 Nick Roman (1972-74)  
 Oscar Roan (1975-78)  
 Harry Holt (1983-86)  
 Derek Tennell (\*1987, 1987-89)  
 Scott Galbraith (1990-92)  
 Michael Jackson (1994-95)  
 Damon Gibson (1999)  
 David Dunn (1999)  
 Damon Dunn (1999)  
 Lenzie Jackson (2000)  
 Quincy Morgan (2001-04)  
 Antonio Bryant (2004-05)  
 Travis Wilson (2006, #2007)  
 Alex Smith (2010-12)  
 Tori Gurley (2013)  
 Jim Dray (2014-15)  
 Rashard Higgins (2016-18)

## 82

Bill Lund (1946-47)  
 Tommy James (1948-51)  
 George Young (1952-53)  
 Carlton Massey (1954-56)  
 Frank Clarke (1957-59)  
 Jim Houston (1960-72)  
 Tim George (1974)  
 Ozzie Newsome (1978-90)  
 Irv Smith (1999)  
 David Patten (2000)  
 Rickey Dudley (2001)  
 Steve Heiden (2002-09)  
 Benjamin Watson (2010-12)  
 Gary Barnidge (2013-16)  
 Kasen Williams (2017)  
 Orson Charles (2018)

## 83

Darrel Brewster (1952)  
 Doug Atkins (1953-54)  
 Chuck Weber (1955-56)  
 A.D. Williams (1960)  
 Johnny Brewer (1961-67)  
 Chip Glass (1969-73)  
 Jubilee Dunbar (1974)  
 Ricky Feacher (1976-84)  
 Glen Young (1984)  
 Fred Banks (1985)  
 Glen Young (1987-88)  
 Donnie Echols (\*1987)  
 Ray Butler (#1989)  
 Leo Lewis (1990)  
 Eugene Rowell (1990)  
 Arthur Cox (1991)  
 Darryl Ingram (1991)  
 Mark Bavaro (1992)  
 Mark Carrier (1993-94)  
 Michael Bates (1995)  
 Mark Campbell (1999-02)  
 Chad Mustard (2003)  
 Aaron Shea (2004-05)  
 Steve Sanders (2008)  
 Greg Estandia (2009)  
 Chansi Stuckey (2010)  
 Keavon Milton (2013)  
 Brian Hartline (2015)  
 Dennis Parks (#2016)  
 Matt Hazel (#2017)

## 84

Ray Terrell (1946-47)  
 Ken Carpenter (1950-51)  
 Horace Gillom (1952-56)  
 Jim Ray Smith (1956)  
 Bill Quinlan (1957-58)  
 Paul Wiggins (1959-67)  
 Marvin Upshaw (1968-69)  
 Bob Briggs (1971-73)  
 Jim Thaxton (1974)  
 Gary Parris (1975-78)  
 McDonald Oden (1980-82)  
 Earnest Richardson (1974)  
 Glenn Young (1984)  
 Duriel Harris (1984)  
 Webster Slaughter (1986-91)  
 Keith Tinsley (\*1987)  
 Rico Smith (1992-95)  
 Darrin Chiaverini (1999-00)  
 Andre King (2001-04)  
 Billy Miller (2005)  
 Joe Jurevicius (2006-08)  
 Robert Royal (2009-10)  
 Jordan Cameron (2011-14)  
 Rob Housler (2015)  
 Jordan Payton (2016)  
 Derrick Willies (2018)

## 85

Don Greenwood (1946-47)  
 Ara Parseghian (1948-49)  
 Ken Gorgal (1950)  
 Charley Ferguson (1961)  
 Clifton McNeil (1964-67)  
 Homer Jones (1970)  
 Frank Pitts (1971)  
 Paul Staroba (1972)  
 Ken Smith (1973)  
 Dave Logan (1976-83)  
 Bruce Davis (1984)  
 Clarence Weathers (1985-88)  
 David Verser (\*1987)  
 Ray Williams (\*1987)  
 Lawyer Tillman (1989, 1992-93)  
 Derrick Alexander (1994-95)  
 Kevin Johnson (1999-03)  
 C.J. Jones (#2003)  
 John Madsen (#2008)  
 Jake Allen (2009)  
 Sam Aiken (2010)  
 Brian Tyms (2013)  
 Rannell Hall (2015, #2016)  
 David Njoku (2017-18)

## 86

Lewis Mayne (1947)  
 Dub Jones (1948-51)  
 Dante Lavelli (1952-56)  
 Paul Wiggins (1957-58)  
 Bill Howton (1959)  
 Gern Nagler (1960-61)  
 Gary Collins (1962-71)  
 Gerald Irons (1976-79)  
 Dan Fulton (1981-82)  
 Brian Brennan (1984-91)  
 Terry Bell (\*1987)  
 Patrick Rowe (1992-93)  
 Patrick Newman (1994)  
 Walter Reeves (1995)  
 Leslie Shepherd (1999)  
 Dennis Northcutt (2000-06)  
 Tim Carter (2007)  
 Martin Rucker (2008, #2009)  
 Michael Gaines (2009)  
 Johnathan Haggerty (2010)  
 Randall Telfer (#2015, 2016-17)  
 Pharoah Brown (2018)

## 87

Fred Murphy (1960)  
 Tom Hutchinson (1963-65)  
 Eppie Barney (1967-68)  
 Rich Jackson (1972)  
 Curtis Weathers (1979-81)  
 Tim Stracka (1983-84)  
 Travis Tucker (1985-87)  
 Clayton Buford (\*1987)  
 Ron Middleton (1989)  
 John Talley (1990-91)  
 Jamie Holland (1992)  
 Keenan McCardell (1992-95)  
 Zola Davis (1999)  
 Damon Dunn (2000)  
 O.J. Santiago (#2000, 2001)  
 Andre' Davis (2002-04)  
 John Owens (#2005)  
 Darrell Dinkins (2006-08)  
 Mike Furrey (2009)  
 Dan Gronkowski (2011)  
 Andre Smith (2013)  
 Ryan Taylor (2014)  
 Seth DeVolve (2016-18)

## 88

Bob Steuber (1946)  
 Mac Speedie (1952)  
 Darrel Brewster (1952-58)  
 Rich Kreitling (1959-63)



Ron Duncan (1967)  
 Ron Snidow (1968-72)  
 Steve Holden (1973-76)  
 John Smith (1979)  
 Rocky Belk (1983)  
 Darryl Lewis (1984)  
 Reggie Langhorne (1985-91)  
 Harold Stanfield (\*1987)  
 Stephen Pierce (\*1987)  
 Brian Kinchen (1991-95)  
 Ryan Collins (1999)  
 JaJuan Dawson (2000-01)  
 Frisman Jackson (2002-2003, 2005)  
 Chad Mustard (2004)  
 Brad Cieslak (2008)  
 Chansi Stuckey (2009)  
 Greg Estandia (2010)  
 Demetrius Williams (2010)  
 Josh Cooper (2012-13)  
 E.J. Bibbs (2015)  
 Darren Fells (2018)

## 89

Milt Morin (1966-75)  
 Keith Wright (1978-80)  
 Bobby Jones (1983)  
 Preston Brown (1984)  
 John Jefferson (1985)  
 Gerald McNeil (1986-89)  
 Louis Watson (\*1987)  
 Mike Oliphant (1990-91)  
 Pete Holohan (1992)  
 Walter Reeves (1994-95)  
 Harold Bishop (1995)  
 Randy Palmer (1999)  
 Bobby Brown (2000)  
 Jammi German (2001)  
 Jake Moreland (2001)  
 Darnell Sanders (2002-2003)  
 Richard Alston (2004)  
 Paul Irons (2005)  
 Paul Hubbard (2008)  
 Evan Moore (2009-11)  
 Gerell Robinson (#2014)  
 Phil Bates (#2014)  
 Connor Hamlett (2016)  
 Matt Lengel (2017)

## 90

Edgar Jones (1946-49)  
 Rex Bumgardner (1950-51)  
 Reggie Craig (1977)  
 Marshall Harris (1980-82)  
 Ralph Malone (1986)  
 Rob Burnett (1990-95)  
 James Williams (1999)  
 Keith McKenzie (2000-01)  
 Mark Word (2002-2003)  
 Corey Jackson (2004)  
 David McMillan (2006-07)  
 Kenyon Coleman (2009-10)  
 Quinton Spears (2011)  
 Billy Winn (2012-14)  
 Emmanuel Ogbah (2016-18)

## 91

Henry Bradley (1979-82)  
 Sam Clancy (1985-88)  
 Darryl Sims (\*1987)  
 John Thornton (1991)  
 Marcus Spriggs (1999-2000, #2001)  
 Felipe Claybrooks (2003)  
 Jovan Haye (#2006)  
 Shaun Smith (2007-08)  
 Brian Schaefering (2009-11)  
 Hall Davis (2012)  
 Brian Sanford (2013)  
 Tyrone Holmes (2016-17)

Lenny Jones (#2018)  
 Ifeadi Odenigbo (#2018)  
 Brian Price (2018)

## 92

Tom Colella (1946-48)  
 Les Horvath (1949)  
 Dom Mosselle (1950)  
 Rich Dimler (1979)  
 Mike Robinson (1981-82)  
 Dave Butler (\*1987)  
 Michael Dean Perry (1988-94)  
 Tau Papua (#1995)  
 Roy Barker (1999)  
 Courtney Brown (2000-04)  
 David McMillan (2005)  
 Ted Washington (2006-07)  
 Shaun Rogers (2008-10)  
 Jayme Mitchell (2011)  
 Frostee Rucker (2012)  
 Desmond Bryant (2013-15, #2016)  
 Lavar Edwards (2017)  
 Chad Thomas (2018)

## 93

Ron Crews (1980)  
 Scott Cooper (\*1987)  
 Mike Wise (1991)  
 Jerry Ball (1993, 1999)  
 Travis Hill (1994-95)  
 Stalin Colinet (1999-01)  
 Mark Smith (2001-02)  
 Cedric Scott (2002)  
 Michael Myers (2003-04)  
 Orien Harris (2006)  
 Louis Leonard (2007-08)  
 Jason Trusnik (2009-10)  
 John Hughes III (2012-16)  
 Trevon Coley (2017-18)

## 94

Jim Dewar (1947)  
 Dean Sensenbaugher (1948)  
 Don Phelps (1950-51)  
 Elvis Franks (1980-84)  
 Robert Brannon (\*1987)  
 Rusty Guilbeau (1987)  
 Bob Buczkowski (1990)  
 Frank Conover (1991)  
 Bill Johnson (1992-94)  
 Mike Frederick (1995)  
 Derrick Alexander (1999)  
 Gerard Warren (2001-2003)  
 Amon Gordon (2004)  
 Orlando Ruff (2005)  
 Leon Williams (2006-08, #2009)  
 Arnold Harrison (2009)  
 Travis Ivey (2010)  
 Auston English (2011, #2012)  
 Tank Carder (2012)  
 Randy Starks (2015)  
 Carl Nassib (2016-17)  
 Carl Davis (2018)

## 95

James White (#1985)  
 Marlon Jones (1987-89)  
 Calvin Wallace (\*1987)  
 Rick Lyle (1994, #1995)  
 Jamir Miller (1999-02)  
 Antonio Garay (2003)  
 Jason Fisk (2005)  
 Kamerion Wimbley (2006-09)  
 Steve Octavien (2010)  
 Juqua Parker (2012)  
 Armonty Bryant (2013-15, #2016)  
 Myles Garrett (2017-18)

## 96

Don Shula (1951)  
 Reggie Camp (1983-87)  
 Andrew Stewart (1989)  
 James Jones (1991-94)  
 Mike Thompson (1999-00)  
 Greg Spires (2001)  
 Kenard Lang (2002-05)  
 Babatunde Oshinowo (2006)  
 Bobby Hamilton (2007)  
 Alex Hall (2008)  
 David Bowens (2009-10)  
 Emmanuel Stephens (2011-12)  
 Paul Hazel (2013)  
 Keith Pough (2014)  
 Xavier Cooper (2015-16)

## 97

Tom Brown (1981-83)  
 Mike Kovaleski (\*1987)  
 Robert Banks (1989-90)  
 Ernie Logan (1991-93)  
 Romeo Bandison (#1994-95)  
 Chad Eaton (#1995)  
 Ryan Kuehl (1999-02)  
 Alvin McKinley (2003-06)  
 Santonio Thomas (2008)  
 Jayme Mitchell (#2010)  
 Jabaa Sheard (2011-14)  
 Gabe Wright (2016)  
 Dylan Wynn (#2016)  
 T.Y. McGill (2017)  
 Anthony Zettel (2018)

## 98

Carl Taseff (1951)  
 Aaron Moog (\*1987)  
 Anthony Pleasant (1990-95)  
 Arnold Miller (1999-00)  
 Ebenezer Ekuban (2004)  
 Nick Eason (2005-06)  
 Robaire Smith (2007-10)  
 Phil Taylor (2011-14)  
 Jamie Meder (2015-17)

## 99

Fred Evans (1946)  
 Bill Boedeker (1947-49)  
 Keith Baldwin (1982-85)  
 Darryl Sims (\*1987, 1987-88)  
 Johnnie Cooks (1991)  
 Alvin Wright (1992)  
 Rich McKenzie (1995)  
 Hurvin McCormack (1999)  
 Orpheus Royce (2000-07)  
 Corey Williams (2008-09)  
 Scott Fujita (2010-12)  
 Paul Kruger (2013-15)  
 Stephen Paea (2016)  
 Caleb Brantley (2017)  
 Devaroe Lawrence (2018)

## BOLD CAPS DENOTES RETIRED NUMBERS

\*Denotes replacement player during 1987 players' strike.

#On injured reserve the entire season, on active roster but did not play in a regular season game or suspended did not play in a regular season game.

\$ International player pathway program



# ASSISTANT COACHES (1946-95, 1999-2018)

Ernie Adams	1991-95
Dave Adolph	1979-84, 1986-88
Brian Angelichio	2014-15
Bruce Ariens	2001-03
Dave Atkins	2005-08
Bobby Babich	2013-15
Brian Baker	2013
Phil Banko	2001-04
Jim Bates	1991-93, 1995
Chris Beake	2011-12
Raymond Barry	1976-77
Tom Bettis	1985
Paul Bixler	1954-62
Don Blackmon	1991
Dwayne Board	2011-12
Todd Bowles	2001-04
Brian Braswell	2018
Zeke Bratkowski	1990
Ray Braun	1988
Chuck Bresnahan	1984-95
John Bricksell	1946-48
Howard Brinker	1952-73
Clarence Brooks	1999
Gary Brown	2009-12
Buck Buchanan	1978
Chuck Bullough	2011-12
Jacob Burney	1994-95
Jerry Butler	1999-00
Keith Butler	1999-02
Chris Caminiti	2008
Dave Campo	2003-04
Pete Carmichael	2000
Pete Carmichael Jr.	2000
Maurice Carthon	2005-06
Rock Cartwright	2016
Wes Chandler	2007-08
Brad Childress	2012
Josh Christovich	2018
Rob Chudzinski	2004, 2007-08
Louie Cioffi	2013, 2016
Ben Coates	2005-06
Blanton Collier	1946-53, 1962, 1975-76
William (Red) Conkright	1946
Walt Corey	1975-77
Bill Cowher	1985-88
Bryan Cox	2009-10
Carl Crennel II	2005-06
Cremeno Crennel	2000
Nolan Cromwell	2012
Steve Crosby	1985, 1991-95
Joe Cullen	2013
Brian Daboll	2009-10
John David Crow	1972-73
Ted Daisher	2007-08
Joe Daniels	1983-84
Jeff Davidson	2005-06
Bill Davis	1999, 2011-12
Charlie Davis	1986-87
John DeFilippo	2015
Alan DeGennaro	2007-09
George DeLeone	2014-15
Ken Delgado	2016-18
Andy Dickerson	2009-10
Chris DiSanto	2013
Rod Dowhower	1994
Chuck Driesbach	2014-15
Paul Dunn	2015
Frank Edgerly	2015
Bill Edwards	1947-48
George Edwards	2004
Matt Eberflus	2009-10
Jon Embree	2013
Dick Evans	1960-63
Webb Eybank	1949-53
Jon Fabris	2000
Mike Faulkner	1990
Foge Fazio	2001-02
Kirk Ferentz	1993-95
Ken Fligole	2013
Brian Fleury	2014-15
Len Fontes	1980-82
Dick Gallagher	1947-49, 1955-59
Jim Garrett	1978-84
Steve Gera	2013
Doug Gerhart	1975
Keith Gilbertson	2011
Monty Gibson	2018
Aaron Glenn	2014-15
Todd Grantham	2005-07
Fred Graves	2004
Ernie Green	1969

Forrest Gregg	1974
Al Groh	1992
Lou Groza	1968-69
Paul Hackett	1981-82
Jeff Haflay	2014-15
Steve Hagen	2001-04, 2009-12
Ray Hamilton	2001-02
Pep Hamilton	2016
Todd Haley	2018
Mike Haluchak	2005-08
Tim Hauck	2012
Fritz Heisler	1946-70
Jerome Henderson	2009-11
Adam Henry	2018
Richard Hightower	2014
Pat Hill	1993-95
Johnny Holland	2016
Jerry Holmes	1999-00
Ray Horton	2013, 2016
John Hufnagel	1999-00
Jed Hughes	1989
Rod Humenuik	1975-82
Hal Hunter Sr.	1989-92
Hal Hunter	2016
Mark Hutson	2016-18
Lindy Infante	1986-87
Larry Jackson	2018
Dick Jauron	2011-12
Kent Johnson	2010-12
Taver Johnson	2004
Amos Jones	2018
Dale Jones	2018
Stan Jones	1989-90
William (Dub) Jones	1963-67
Tim Jorgensen	1999-01
Scott Kanecki	2018
Derik Keyes	2013-15
Howard Keys	1970-71
Joe Kim	2000
Billy Kinard	1976-77
Freddie Kitchens	2018
Rich Kotite	1978-82
Jerod Kruse	2017-18
Greg Landry	1985
Paul Lanham	1989-90
David Lee	2017
Umberto Leone	2007-08
Ryan Lindley	2018
Dale Lindsey	1974
Dowell Loggains	2014
John Loft	2005-06
Rick Lyle	2009-12
Anthony Lynn	2007-08
Marwan Maalouf	2005-06
Dick MacPherson	1978-80
Evan Marcus	2016-18
Eric Mangini	1995
Richard Mann	1985-93
Steve Marshall	2007-08
Cannon Matthews	2016
Richie McCabe	1971-75
Michael McCarthy	2015
Mike McDaniel	2014
George McDonald	2009-10
Todd McNair	2001-03
Richard McNutt	2008
Randy Melvin	2005-08
Shawn Mennenga	2011-17
Mark Michaels	1999-00
Creighton Miller	1946
John Mitchell	1991-93
Dick Modzelewski	1968-77
Andy Moeller	2014-15
Wilbert Montgomery	2014-15
Buddy Morris	2002-04
Howard Mudd	1983-88
Tom Myslinski	2004, 2007-09
Robert Nunn	2016
Bob Nussbaumer	1966-71
Scott O'Brien	1991-95
Kevin O'Connell	2015
Tom Olivadotti	1985-86
Jim O'Neil	2014-15
Chuck Pagano	2001-04
Bob Palcic	1999
Andre Patterson	2003-04
Clancy Pendergast	2003
Joe Pendry	1985-88
Ray Perkins	1999-00
John Petercusk	1978-84
Joker Phillips	2015

Rob Phillips	2001-04
Mike Pitts	2000
Kennedy Pola	2004
Fran Polsfoot	1972-74
Joe Popp	1989-90
Dick Portee	1999
Tom Pratt	1981-88
Ray Prochaska	1971-72
Dan Radakovich	1989-90
Dave Redding	1982-88
Ray Rhodes	2011-12
Paul Ricci	2014-15
Alfredo Roberts	2007-08
Daron Roberts	2013
Terry Robiskie	2001-06
Brad Roll	2013
Kurt Roper	2015
Jerry Rosburg	2001-06
Keith Rowen	1984
Rob Ryan	2009-10
Nick Saban	1991-94
Eric Sanders	2016-18
Al Saunders	2016-18
Bob Saunders	2016-18
Phil Savage	1991-93
Joe Scannella	1982-84
Rip Scherer	2005-08
Kurt Schottenheimer	1987-88
Marty Schottenheimer	1980-84
Greg Seamon	2016-18
Brad Seely	2009-10
George Seifick	1975-77, 1989-90
John Settle	1995, 2013
Sam Shade	2018
Kyle Shanahan	2014
Mike Sheppard	1993-95
Jim Shofner	1978-80, 1990
Clyde Simmons	2017-18
Jerry Simmons	1991-95
Nick Skorich	1964-70
Bob Slowik	1999
Ryan Slowik	2016
Ari Smith	1999
Carl Smith	2001-03, 2009-10
Jerry Smith	1973
Tom Spann	1995
Tony Sparano	1999-00
Kevin Spencer	1991-94
Luke Steckel	2009-12
Shane Steichen	2013
Mike Sullivan	2001-04, 2007-08, 2013
Al Tabor	1972-77
Chris Tabor	2011-17
Lionel Taylor	1989-90
Timmy Temezarro	1950-51
John Teerlink	1989-90
Gary Tranquill	1991-93
Mark Trestman	1988-89
Bob Trotter	2005-08
Mel Tucker	2005-08
Tony Tuohi	2014-15
Norv Turner	2013
Scott Turner	2013
Jeff Uhlenhake	2005-06
Ed Ulsink	1954-70
Cory Undlin	2005-08
Jim Vecchiarella	1990
Rick Venturi	1994-95
Frank Verduci	2007-08
Bob Voigts	1946
DeWayne Walker	2017-18
Darvin Wallis	1983-88
George Warhop	2009-13
Stan Watson	2016-17
Anthony Weaver	2014-15
Larry Weaver	1983
Chuck Weber	1978-79
Mark Whipple	2011-12
Ken Whisenhunt	1999
Woody Widenhofer	1993-94
Blake Williams	2017-18
Gregg Williams	2017-18
Jerry Williams	1971
Kirby Wilson	2016-17
Mike Wilson	2011-12
Mike Wolf	2014-15
Dick Wood	1974
Gary Wroblewski	1989-90
Bob Wyllie	2017-18
Ken Zampese	2018
Larry Zierlein	2001-04



# DRAFT CHOICES

## 1946

No draft		
<b>1947 - AAFC</b>		
Hoerner, Dick	B	Iowa
(Pre-draft bonus selection)		
Rich, Lawrence	C	Tulane
(Pre-draft bonus selection)		
1. Chappius, Bob (8)	B	Michigan
2. Cowhig, Gerry (16)	B	Notre Dame
3. Carpenter, Jack (24)	T	Michigan
4. Cowan, Bob (32)	B	Indiana
5. Griffen, Bill (40)	T	Kentucky
6. Bush, Jack (48)	T	Georgia
7. Rapacz, John (56)	C	Oklahoma
8. Hazelhurst, Bob (64)	B	Denver
9. Ellsworth, Ralph (72)	B	Texas
10. Dewar, Jimmy (80)	B	Indiana
11. Huber, Bill (88)	E	Illinois
12. Gianelli, Mario (96)	G	Boston
13. Shumas, Marshall (104)	E	Missouri
14. Signaigo, Joe (112)	B	Notre Dame
15. Widsesh, Dean (120)	T	Minnesota

## 1948 - AAFC

1. Durkota, Jeff (8)	B	Penn State
3. Cline, Ollie (18)	B	Ohio State
7. Thompson, Tommy (41)	C	William & Mary
9. Smith, Bill (53)	T	North Carolina
11. Maughan, Ralph (65)	C	Utah State
12. Sensenbaurer, Dean (73)	B	Ohio State
13. Rubish, Mike (81)	E	North Carolina
14. Sarkesian, Alex (89)	C	Northwestern
15. Dworsky, Dan (97)	B	Michigan
16. Beasley, Scott (105)	E	Nevada
17. Steger, Russ (113)	B	Illinois
18. Hostima, Lou (121)	E	William & Mary
19. Ashbaugh, Pete (129)	B	Notre Dame
20. Templeton, Dave (137)	G	Ohio State
21. Eddleman, Dike (145)	B	Illinois
22. Gambino, Lou (153)	B	Maryland
23. McDowell, Jim (161)	G	William & Mary
24. Fowle, Heywood (169)	T	North Carolina
25. Parseghian, Ara (177)	B	Miami (Ohio)
26. Saylor, Todd (185)	E	Lafayette (Pa.)
27. Caughron, Harry (193)	T	William & Mary
28. Lanzi, Pete (201)	E	Youngstown State
29. Roman, George (209)	T	Case Western Reserve
30. Sheehan, Mel (217)	E	Missouri

## 1949 - AAFC

1. Mitchell, Jack (8)	QB	Oklahoma
3. Collins, Albin "Rip" (21)	B	Louisiana State
4. McLellan, Bill (29)	T	Brown
5. McNeill, Ed (37)	E	Michigan
6. O'Malley, Tom (45)	B	Cincinnati
7. Alexander, Phil (53)	T	South Carolina
8. Canneveno, Mike (61)	B	Ohio State
9. Walker, Doak (69)	B	Southern Methodist
10. Adams, Norb (77)	B	Purdue
11. Norton, Negley (85)	T	Penn State
12. Burns, Frank (93)	B	Rutgers
13. Self, Clarence (101)	B	Wisconsin
14. Kersulis, Walt (109)	E	Illinois
15. Stuart, Bobby Jack (117)	B	Army
16. Bowne, J.L. "Dinky" (125)	B	Georgia Tech
25. Cooney, Larry (172)	B	Penn State
26. Liningier, Jack (177)	C	Ohio State
27. Gagne, Verne (182)	E	Minnesota
28. Moran, Jim (187)	B	John Carroll
29. Soboleski, Joe (192)	T	Michigan

## 1950 - NFL

1. Carpenter, Ken (13)	HB	Oregon State
2a. Sandusky, John (18)	OT/DT	Villanova
(from Detroit for rights to HB Doak Walker, drafted by Browns in 1949)		
2b. Martin, Jim (26)	OE/OT	Notre Dame
3. Robinson, Jimmy Joe (39)	HB	Pittsburgh
4. Wilson, Bob "Red" (52)	C/OE	Wisconsin
5. Phelps, Don "Dopey" (65)	HB	Kentucky
6. Gorgal, Ken (78)	QB	Purdue
7. Carier, Win (91)	FB	Missouri
8. Frizzell, Russ (104)	OE	Tulsa
9. Duncan, Jim (117)	OE	Wake Forest
10. O'Pella, Frank (130)	HB/LB	William & Mary
11. Plotz, Bob (143)	G	Pittsburgh
12. Cole, Emerson (156)	FB	Toledo

13. Wright, Rupe (169)	G	Baylor
14. Harrington, Packard (182)	C	St. Mary's
15. Meland, Ted (195)	G	Oregon
16. King, William "Art" (208)	G	Ball State
17. McKinney, Hal (221)	G	Missouri Valley
18. Trave, Joe (234)	HB	Louisville
19. Songin, Ed "Butch" (247)	QB	Boston College
20. Hackney, John (260)	G	Murray State
21. Vogls, Leroy (273)	OG	Washington U. (St. Louis)
22. Dowling, Jim (286)	G	Santa Clara
23. Moselle, Don (299)	HB	Superior State
24. Woodland, Jack (312)	HB	Bowling Green
25. Brasher, Jim (325)	C	Maryland
26. Toogood, Charley (338)	T	Nebraska
27. Gray, Dick (351)	HB	Oregon State
28. Pyle, Billy (364)	HB	Texas
29. Schnelker, Bob (377)	E	Bowling Green
30. Massey, Jim (390)	HB	Detroit Mercy

## 1951 - NFL

1. Konz, Ken (14)	HB/S	LSU
2. Curtis, Ernest "Bucky" (26)	OE	Vanderbilt
3. Helluin, Jerome (38)	T	Tulane
4a. Oristaglio, Bob (39)	FL	Pennsylvania
(from San Francisco as payment for E Gordon Soltau)		
4b. Smith, Bob (41)	FB	Texas A&M
(from Green Bay for HB/DB Bill Boedeker)		
4c. Donovan, Artie (50)	T	Boston College
5. Loomis, Ace (62)	B	Wisconsin-LaCrosse
6. Rogas, Dan (74)	G	Tulane
7a. Holdash, Irving (82)	C	North Carolina
(from New York Yankees for John Yonakor)		
7b. Michaels, Walt (86)	HB	Washington & Lee
8a. Spinney, Art (88)	E	Boston College
8b. Clark, Max (98)	HB	Houston
(from Green Bay for QB Tom O'Malley)		
9a. Toler, Burrell (105)	G	San Francisco
(from Detroit for E Jim Duncan)		
9b. Shula, Don (110)	DB	John Carroll
10. Gienla, Chet (123)	G	Maryland
11. Custis, Bernie (135)	B	Syracuse
12a. Sellers, Milan (142)	HB	Florida State
(from Detroit Lions for FB Chuck Schroll)		
12b. Kirtley, Stew (147)	E	Morehead State
13. Voskuhl, Bob (159)	C	Georgetown College (Ky.)
14. Cernoch, Rudy (171)	T	Northwestern
15. Skibinski, Joe (183)	G	Purdue
16. Pasky, Ed (195)	QB	South Carolina
17. Kane Leroy (207)	HB	Dayton
18. De Roin, Rube (219)	C	Oklahoma State
19. Solari, Ray (231)	G	California
20. Crocher, Jack (243)	B	Tulsa
21. Stone, Ray (255)	E	Texas
22. Taseff, Carl (267)	FB	John Carroll
23. Champion, Johnny (279)	HB	Southern Methodist
24. Benner, Wayne (291)	HB	Florida State
25. Knispel, John (303)	T	Wisconsin-LaCrosse
26. Williams, Fred (315)	T	Arkansas
27. Jones, Jack (327)	HB	Livingston State
28. Thrift, Roger (339)	HB	East Carolina
29. Driver, Bill (351)	QB	Florida State
30. Averio, Sisto (362)	G	Muhlenberg

## 1952 - NFL

1a. Rechichar, Bert (10)	DB	Tennessee
(from Detroit for E/T Jim Martin)		
1b. Agganis, Harry (12)	QB	Boston University
2. Hughes, Bill (24)	LB	Michigan State
3a. Kiosterman, Don (26)	QB	Loyola Marymount
(from New York Yankees)		
3b. Campanella, Joe (36)	DT	Ohio State
4a. Costa, Elmer (39)	T	North Carolina State
(from Green Bay)		
4b. Renfro, Ray (48)	HB	North Texas
5. Jankovich, Kever (60)	E	College of Pacific
6. Shields, Burrell (72)	DB	John Carroll
7. Pace, John (84)	T	Mississippi State
8a. Williams, Stan (86)	E	Baylor
(from New York Yankees)		
8b. Forester, Herschel (96)	G	Southern Methodist
9. Finnell, Bob (108)	B	Xavier
10. Ribiero, Pat (120)	T	College of Pacific
11. Logan, Dick (132)	T	Ohio State
12. Thompson, Roy (144)	B	Florida State
13. Cosgrove, Tom (156)	C	Maryland
14. Ruzich, Steve (168)	G	Ohio State
15. Alpin, Holland (180)	E	Tampa



16a. Neathery, Herb (189)	HB	Illinois
(from Detroit)		
16b. Rowland, Ed (192)	T	Oklahoma
17. Sheets, Stewart (204)	T	Penn State
18. Mirchi, Ken (216)	G	Santa Clara
19a. Talarico, Sam (225)	T/G	Indiana
(from San Francisco)		
19b. Maccioli, Mike (228)	B	Purdue
20. Brandenberry, Bob (240)	B	Kansas
21. Calhoun, Dick (252)	DT	Baylor
22. Johnson, Howard "Corky" (264)	T	Santa Barbara
23. Robertson, Bobby (276)	HB/P	Indiana
24. Wren, Lowe "Junior" (288)	B	Missouri
25. Reddell, Billy (300)	E	Florida
26. Vemasco, Joe (312)	E	Illinois
27. Maletzky, Bill (324)	G	Maryland
28. Pietro, John (336)	G	Brown
29. Klevay, Walt (348)	B	Ohio State
30. Saban, John (360)	FB	Xavier

## 1953 - NFL

1. Atkins, Doug (11)	DT	Tennessee
2. Reynolds, Billy (23)	HB	Pittsburgh
3a. Bruney, Fred (35)	HB	Ohio State
3b. Donaldson, Gene (37)	G	Kentucky
(from Detroit Lions for B Robert Smith)		
4a. Hietikko, Jim (7)	T	Ohio State
(from Dallas Texans for QB Don Klosterman)		
4b. Tamburo, Dick (47)	C/LB	Michigan State
5. Van Doren, Bob (59)	E	Southern California
6. Steinbrunner, Don (71)	C/LB	Washington State
7. Filipski, Gene (83)	B	Villanova
8. Massey, Carlton (95)	E	Texas
9. McNamara, Bob (107)	E	Minnesota
10. Natali, Elmo (119)	FB	California State (Pa.)
11. Hिल्inski, Dick (131)	T	Ohio State
12. Willhoite, Elmer (143)	G	Southern California
13. Fiss, Galen (155)	LB	Kansas
14. Nagler, Gern (167)	E	Santa Clara
15. Carson, Johnny (179)	E	Georgia
16. Kuykendall, Eric (191)	FB	Illinois
17. Bean, George (203)	B	Utah
18. Batten, Dick (215)	T	College of Pacific
19. Cain, Tom (227)	G	Colorado
20. Noll, Chuck (239)	T	Dayton
21. Crockett, Bill (251)	G	Rice
22. Looper, Byrd (263)	B	Duke
23. Kent, Ronnie (275)	B	Tulane
24. Labenda, John (287)	T	Wittenberg
25. Ellis, Jim (299)	B	Michigan State
26. Hoag, Charley (311)	B	Kansas
27. Sisco, Jack (323)	C	Baylor
28. Verkirk, Ray (335)	T	North Texas
29. Hobson, Clell (347)	B	Alabama
30. Myers, Andy (358)	G	Tennessee

## 1954 - NFL

Garret, Robert (1)	QB	Stanford
(Bonus Selection)		
1. Bauer, John (12)	G	Illinois
2. Hanulak, Chester "Chet" (24)	HB	Maryland
3. Bassett, Maurice (36)	FB	Langston (Okla.)
4. Hilgenberg, Jerry (48)	C	Iowa
5. Lucky, William (60)	T	Baylor
6a. Smith, James (64)	T	Baylor
(from Baltimore for C Tom Cosgrove)		
6b. Jenkins, Asa (72)	FB	Toledo
7. Miller, Donald (84)	HB	Southern Methodist
8a. Barbish, William (95)	HB	Tennessee
(from San Francisco for DB Fred Bruney)		
8b. Harris, Charles (96)	HB	Georgia
9. Jones, Thomas (108)	HB	Miami (Ohio)
10a. Goss Donald (119)	G	Southern Methodist
(from San Francisco for T/E Bob Van Doren)		
10b. Pagna, Thomas (120)	HB	Miami (Ohio)
11. Schuebel, Max (132)	T	Rice
12. Bruenich, Thomas (144)	T	Maryland
13. Cummins, George (156)	LB	Tulane
14. Head, James (168)	FB	Iowa
15. Lyssy, Chester (180)	B	Hardin-Simmons
16. Raidel, Richard (192)	G	Kent State
17. Chapman, Howard (204)	T	Florida
18. Wohrman, William (216)	B	South Carolina
19. Taylor, John (228)	C	Austin
20. Pierce, Hugh (240)	C	North Carolina State
21. Baughman, James (252)	G	Illinois
22. Caudle, Lloyd (264)	B	Duke
23. Mischak, Robert (276)	E	Army
24. Grambling, John (288)	QB	South Carolina

25. Hughes, Thomas (300)	T	Virginia Tech
26. Lundy, Joseph (312)	G	Kansas
27. Mapp, John (324)	B	VMI
28. Vergara, Vincent (336)	B	Syracuse
29. Carter, Troy (348)	B	VMI

## 1955 - NFL

1. Burris, Kurt (13)	C/LB	Oklahoma
2. Renfro, Weldon "Dean" (25)	HB	North Texas
3a. Hall, John (35)	DT/LB	Iowa
(from Chicago Bears with B Fred Morrison for B Harry Jagade)		
3b. Freeman, Bob (37)	QB	Auburn
4a. Reynolds, Paul (41)	HB	Notre Dame
(from Green Bay for T Jerome Helluin)		
4b. Palumbo, Sam (49)	DT/LB	Notre Dame
5. Dandoy, Aramis (61)	HB	Southern California
6. Bolden, Leroy (73)	HB	Michigan State
7. Locklear, Jack (85)	C/LB	Auburn
8. (choice traded to Detroit for E Marion Gaskin)		
9. Ford, Henry (109)	HB	Pittsburgh
10. Dillon, Glen (121)	OE	Pittsburgh
11. Knebel, Eric (133)	T	Southern Methodist
12. Eaton, Jack (145)	T	New Mexico
13. Borton, John (157)	QB	Ohio State
14. Robinson, Fred (169)	G	Washington
15. Smith, Bob (181)	HB	Nebraska
16. Suchy, Don (193)	C	Iowa
17. Leonard, Bob (205)	FB	Purdue
18. Champlin, Steve (217)	T	Oklahoma
19. Ebert, Tom (229)	E	Kansas State
20. Proctor, William (241)	T	Florida State
21. Spinks, Richard (253)	HB	Texas Tech
22. Stone, Gerald (265)	T	Southeastern Louisiana
23. Greer, James (277)	E	Elizabeth City State
24. Matsook, John (289)	HB	Michigan State
25. Lindo, Ernie (301)	HB	College of Pacific
26. Fife, Don (313)	C	Purdue
27. Baldwin, Bobby (325)	B	Sam Houston State
28. Tokus, Ed (337)	E	Georgia
29. Robinson, Tex (349)	HB	Temple
30. Leachman, Lamar (360)	C	Tennessee

## 1956 - NFL

1. Carpenter, Preston (13)	HB	Arkansas
2. Kinard, Billy (25)	DB	Mississippi
3a. Ross, Larry (34)	E	Denver
(from Chicago with Bears' 6th choice for DT Doug Atkins and QB Ken Gorgal)		
3b. Quinlan, William (37)	E	Michigan State
4. Moss, Bob (49)	HB	West Virginia
5. Clarke, Frank (61)	E	Colorado
6a. Plunkett, Sherman (71)	E	Maryland Eastern Shore
(from Chicago, see 3a.)		
6b. Wiggins, Paul (73)	T	Stanford
7. Griffith, Charles (85)	E	Southern California
8. Hellyer, Len (97)	HB	Marshall
9. Hecker, Jack (109)	OE	Bowling Green
10. Rayburn, Ed (121)	T	Rice
11. Underdunk, William (133)	T	West Virginia
12. Javernick, Harry (145)	T	Colorado
13. Furey, Jim (157)	C	Kansas State
14. Sidwell, Charles (169)	B	William & Mary
15. Davis, Willie (181)	G	Grambling
16. Cooper, Thurlow (193)	E	Maine
17. West, Ed (205)	QB	North Carolina
18. Carroll, Harold (217)	FB	Western Reserve
19. Sebest, John (229)	B	Eastern Kentucky
20. Mobra, Joe (241)	E	Oklahoma
21. Kaphish, Eugene (253)	E	Notre Dame
22. Brown, Samuel (265)	HB	UCLA
23. Althouse, Don (277)	E	Syracuse
24. Hughes, Jim (289)	G	San Jose State
25. Davenport, Bob (301)	FB	UCLA
26. Kammerman, Jack (313)	E	Utah
27. Dwyer, Ed (325)	E	Purdue
28. Sparks, Oliver (337)	G	Iowa State
29. Battos, John (349)	E	Vanderbilt
30. Bartholomew, Robert (360)	T	Wake Forest

## 1957 - NFL

1. Brown, Jim (6)	FB	Syracuse
2. Plum, Milt (17)	QB	Penn State
3. Walker, George (28)	QB	Arkansas
4. Camera, Paul (42)	OE	Stanford
5a. Jordan, Henry (52)	OT	Virginia
(from Green Bay for HB Chester Lyssy)		
5b. Campbell, Milt (53)	HB	Indiana
6a. Amstutz, Joe (63)	C	Indiana
(from Green Bay for T George Cummins)		
6b. Martin, Harley (67)	T	California



7a. Hickerson, Gene (78)	OT	Mississippi
7b. Rotunno, Mike (82)	C	Michigan
(from N.Y. Giants for B Gene Filipski)		
8. Gillis, Dan (89)	C	Rice
9. Comstock, Don (103)	B	Alabama
10. Reinhardt, Robert (114)	QB	San Jose State
11. Cummings, William (125)	T	Ohio State
12. Spitzberger, Rudy (139)	G	Houston
13. Sansom, Jerry (150)	B	Auburn
14. Feller, Don (161)	E	Kansas
15. Kaiser, Dave (175)	E	Michigan State
16. Bayuk, John (186)	B	Colorado
17. Tamburello, Frank (197)	QB	Maryland
18. Torzon, Laverne (211)	G	Nebraska
19. Ploen, Kenneth (222)	QB	Iowa
20. Stillwell, Jack (233)	E	North Carolina
21. Juneau, Curry (247)	E	Southern Mississippi
22. Winters, Bob (258)	B	Utah State
23. Frazer, Jim (269)	T	Hampden-Sydney
24. Napoleon, Allen (283)	B	Stanford
25. Dimitroff, Tom (294)	QB	Miami (Ohio)
26. Bliss, Allen (305)	E	Miami (Ohio)
27. Okulovich, Andy (319)	QB	Ohio State
28. Cockrell, Gene (330)	T	Hardin-Simmons
29. Trozzo, William (341)	T	West Virginia
30. McKiever, Bob (354)	B	Northwestern

## 1958 - NFL

1. Shofner, Jim (13)	DB	TCU
2. Mitchell, Charles (25)	G	Florida
3a. (choice traded to Chicago Bears for QB James Haluska)		
3b. Guy, Melvin (34)	T	Duke
(from Detroit for C Frank Gatski)		
4. Ninowski, Jim (49)	QB	Michigan State
5a. Funston, Farrell (60)	OE	College of Pacific
5b. Gibbons, Jim (61)	OE	Iowa
(from Detroit with RB Lew Carpenter for LB Roger Zatkoff)		
6. Wulff, James (72)	HB	Michigan State
7. Mitchell, Bob (84)	HB	Illinois
8. Lattimore, Bert (96)	E	Duke
9. Parrish, Bernie (108)	DB	Florida
10. Russavage, Leo (120)	T	North Carolina
11. Bowermaster, Russ (132)	OE	Ohio State
12. Brodhead, Robert (144)	QB	Duke
13. Williams, Hal (156)	B	Miami (Ohio)
14. Miller, Ken (168)	T	TCU
15. Hoelscher, Howard (180)	FB	Rice
16. Cornelison, Jerry (192)	T	Southern Methodist
17. Osborn, Roddy (204)	HB	Texas A&M
18. Johnson, Alvin Peter (216)	T	Idaho
19. Brown, Ed (228)	G	Arizona
20. Serieka, Edward (240)	B	Xavier
21. Martin, William (252)	E	Iowa State
22. Renn, Robert (264)	HB	Florida State
23. Verkey, Dan (276)	T	Washington State
24. O'Connor, Jim (288)	T	Marshall
25. Peters, Robert (300)	HB	Baylor
26. Thompson, Frank (312)	T	Wake Forest
27. Thelan, Dave (324)	HB	Miami (Ohio)
28. Boykin, William (336)	T	Michigan State
29. Czaplak, Frank (348)	T	Missouri
30. Svendsen, Bernard (359)	C	Minnesota

## 1959 - NFL

1. Kreitting, Rich (11)	OE	Illinois
2. Schafrath, Dick (23)	OT	Ohio State
3. O'Brien, Francis (35)	OT	Michigan State
4a. Praht, Gary (37)	OE	Michigan
(from Green Bay for E Len Ford)		
4b. Lloyd, Dave (47)	C	Georgia
5a. Wooten, John (53)	G	Colorado
(from Detroit for E Jim Gibbons)		
5b. LeBeau, Dick (58)	DB	Ohio State
6a. Prestel, James (70)	T	Idaho
(from New York for G Bob Mischak)		
6b. Denton, Bob (71)	DE	College of Pacific
7. Miller, Gene (82)	T	Rice
8a. Placek, Robert (87)	QB	Michigan
(from Chicago Cardinals for C Don Gillis)		
8b. (choice traded to Green Bay for E Dick Deschaine)		
9. Wilson, Kirk (106)	P/K	UCLA
10. Zeman, Robert (119)	B	Wisconsin
11. King, Gerald (130)	G	Kent State
12. Palandrani, Francis (143)	T	North Carolina State
13. Reese, Ray (154)	LB	Bowling Green
14. Dubenion, Elbert (167)	HB	Bluffton
15. Salwocki, Tom (178)	C	Pittsburgh
16. Caleb, Jamie (191)	B	Grambling
17. Schmitt, Homer (202)	E	Tennessee Tech

18. Hill, Ed (215)	G	Miami (Ohio)
19. Schroeder, Joe (226)	T	Xavier
20. McClain, Albert (239)	T	Shaw (N.C.)
21. Fraser, James (250)	G	Wisconsin
22. Wenzel, Joe (263)	E	Lehigh
23. Gardner, Jim (274)	T	Duke
24. Goings, Russ (287)	G	Xavier
25. Spycholski, Ernie (298)	T	Ohio State
26. Floyd, Homer (311)	B	Kansas
27. Baker, Larry (322)	T	Bowling Green
28. Abodie, Pete (335)	E	Tulane
29. Nietupolski, Ronald (346)	T	Illinois
30. Ketchie, Carl (359)	B	Washington State

## 1960 - NFL

1. Houston, Jim (8)	E	Ohio State
2a. Stephens, Larry (18)	DT	Texas
(from Pittsburgh with Steelers' 5th choice for E Darrel Brewster)		
2b. Gault, Prentice (19)	FB	Oklahoma
3. Fichtner, Ross (33)	B	Purdue
4a. Brewer, John (41)	E	Mississippi
(from Green Bay for HB Robert Freeman)		
4b. Marshall, Jim (44)	DT	Ohio State
5a. Jarus, Bob (53)	FB	Purdue
(from Green Bay for T Henry Jordan)		
5b. (Browns' choice traded to Pittsburgh, see 2a.)		
6. Khayat, Robert (69)	G	Mississippi
7. Anderson, Taz (80)	FB	Georgia Tech
8. White, Bob (91)	B	Ohio State
9. Burford, Chris (105)	E	Stanford
10. Washington, Clyde (116)	HB	Purdue
11. Franklin, Bob (127)	QB	Mississippi
12. Mostorid, Rich (141)	B	Kent State
13. Grecni, Rich (152)	C	Ohio University
14. Dumbauld, Bill (163)	T	West Virginia
15. Watkins, Thomas (177)	HB	Iowa State
16. Waldon, James (188)	QB	Wyoming
17. Coleman, Lovell (199)	B	Western Michigan
18. Hanlon, Jack (213)	B	Pennsylvania
19. Campbell, Jack (224)	E	Toledo
20. Nelson, Bob (235)	C	Wisconsin

## 1961 - NFL

1a. Crespinio, Robert (10)	E	Mississippi
(choice acquired from Detroit with LB Robert Long for QB Jim Ninowski)		
1b. (Browns' choice traded to Dallas for T Paul Dickson and Dallas' 1st draft choice in 1962)		
2. Nutting, Edward (27)	T	Georgia Tech
3. (Browns' choice traded to Los Angeles for T Gene Selawski)		
4. Brown, John (55)	T	Syracuse
5. Lucci, Mike (69)	C	Tennessee
6a. Parker, Frank (79)		Oklahoma State
(choice acquired from Detroit for T William McClung)		
6b. (Browns' choice traded to St. Louis for E Don Fleming)		
7. Powell, Preston (97)	B	Grambling
8a. Cox, Fred (110)	HB	Pittsburgh
(choice acquired from Green Bay for FB Robert Jarus)		
8b. Frongillo, John (111)	T	Baylor
9. Gibbs, Jake (125)	QB	Mississippi
10a. Wolff, Wayne (129)	G	Wake Forest
(choice acquired from Washington for HB Jim Wulff)		
10b. Ericson, Ken (139)	E	Syracuse
11. Gault, Billy (153)	B	TCU
12. Lage, Richard (167)	E	Lenoir-Rhyne
13. Wilson, Jack (181)	B	Duke
14. Lohman, Phil (195)	C	Oklahoma
15. Taylor, Charles (209)	B	Mississippi
16. Shoals, Roger (223)	T	Maryland
17. Bird, Calvin (237)	B	Kentucky
18. Morris, Ed (251)	T	Indiana
19. Minihane, Robert (265)	G	Boston University
20. Baker, Charles (279)	T	Tennessee

## 1962 - NFL

1a. Collins, Gary (4)	E	Maryland
(from Dallas along with T Paul Dickson for Browns' first choice in 1961)		
1b. Jackson, Leroy (11)	B	Western Illinois
(rights to Jackson traded to Washington for rights to RB Ernie Davis)		
2a. Hinton, Charles (17)	T	North Carolina Central
(from Minnesota for T Jim Prestel, RB Jamie Caleb and Vikings 11th round choice)		
2b. Stephens, Sandy (25)	QB	Minnesota
3a. (Browns' choice traded to Dallas for G Duane Putnam)		
3b. Furman, John (42)	QB	Texas-El Paso
(choice acquired from Green Bay for QB John Roach)		
4. Sczurek, Stan (53)	G	Purdue
5. Rivera, Henry (67)	HB	Oregon State
6. Tidmore, Sam (81)	E	Ohio State
7. Havlicek, John (95)	E	Ohio State



8. (Browns' choice traded to Detroit for DT Erroll Linden)	
9. Dickerson, Charles (123)	T. Illinois
10a. Goerlitz, Gerald (129)	C. Northern Michigan
(from Minnesota for T Robert Denton)	
10b. White, Albert (137)	B. Capital
11a. Myers, Ronnie (142)	E. Villanova
(from Minnesota, see 2a.)	
11b. McNeil, Clifton (151)	E. Grambling
12. Stute, Ted (165)	E. Ohio University
13. Gardner, Frank (179)	T. North Carolina Central
14. Shorter, Jim (193)	B. Detroit Mercy
15. Goosby, Tom (207)	G. Baldwin-Wallace
16. Biodrowski, Dennis (221)	E. Memphis
17. Harlan, Herbert (235)	E. Baylor
18. Bishop, Sonny (249)	G. Fresno State
19. Anabo, John (263)	QB. Fresno State
20. Flatley, Paul (277)	B. Northwestern

**1963 - NFL**

1. Hutchinson, Tom (9)	E. Kentucky
2. Kanicki, Jim (23)	T. Michigan State
3. (Browns' choice traded to Los Angeles with DT Larry Stephens and Browns' 6th choice for QB Frank Ryan and HB Tom Wilson)	
4. Munsey, Bill (51)	B. Minnesota
5a. (Browns' choice traded to Pittsburgh for RB Charley Scales)	
5b. Baker, Frank (68)	B. Toledo
(from Detroit with RB Howard Cassidy and DE Bill Glass for RB Tom Watkins and DE Dave Lloyd)	
6a. Borghetti, Ernest (72)	T. Pittsburgh
(from Minnesota for DB Tom Franchouser, OT Erroll Linden, WR Charlie Ferguson and K Fred Cox)	
6b. Bloom, Tom (72)	B. Purdue
(Philadelphia's choice awarded to Cleveland for improper waiver procedure involving Howard Cassidy)	
6c. (Browns' choice traded to Los Angeles, see 3.)	
7c. (Browns' choice traded to Green Bay for RB Ernie Green)	
8. Sweeney, Walter (107)	E. Syracuse
9. Ramey, Dave (121)	B. Michigan
10. Bobbitt, Jim (135)	G. Michigan State
11. Graham, Art (149)	WR. Boston College
12. Infante, Lindy (163)	B. Florida
13. Katterhenrich, Dave (177)	B. Ohio State
14. Faulkner, Staley (191)	T. Texas
15. Reade, Lynn (205)	T. Southern California
16. Kelly, Richard (219)	OG. Georgia
17. Anderson, Richard (233)	E. Penn State
18. Garvin, Bobby (247)	T. Mississippi State
19. Sherman, Gary (261)	LB. Bowling Green
20. Shaw, Steve (275)	B. Vanderbilt

**1964 - NFL**

1. Warfield, Paul (11)	WR. Ohio State
2. Truax, Bill (26)	TE. LSU
3. (Browns' choice traded to Dallas for DT Ken Frost)	
4. Shackelford, Don (54)	T. College of Pacific
5. Klein, Richard (67)	G. Wichita State
6. (Browns' choice traded to Dallas for G Andy Cvercko)	
7. Odom, Sammy (95)	LB. Northwestern State (La.)
8. Kelly, Leroy (110)	HB. Morgan State
9. Briscoe, John (123)	LB. Arizona
10a. Van Raaphorst, Richard (135)	LB. Ohio State
10b. Robinson, Bobby (138)	G. Mississippi
(choice acquired from Minnesota for RB Tom Wilson)	
11. Versprille, Edward (151)	FB. Alabama
12. Mitchell, Ed (166)	T. Southern
13. Meehan, Bob (179)	G. Syracuse
14. Sieg, Terry (194)	HB. Virginia
15. Houtman, John (207)	T. Michigan
16. Williams, Sidney (222)	E. Southern
17. Bartolameoli, Larry (235)	T. Western Michigan
18. Lewis, Sherman (250)	HB. Michigan State
19. Higgins, Jim (263)	G. Xavier
20. Archer, Dave (278)	T. Syracuse

**1965 - NFL**

1. (Browns' choice traded to San Francisco for G Ted Connolly)	
2a. Garcia, James (17)	T. Purdue
(from Chicago along with DB Lowell Caylor and Bears' 3rd round choice for TE Rich Kreitling)	
2b. Bussell, Gerry (22)	HB. Georgia Tech
(choice acquired from Los Angeles for TE Bill Truax)	
2c. Johnson, Walter (27)	DT. Los Angeles State
3a. Scott, Robert "Bo" (32)	HB. Ohio State
(choice acquired from Chicago, see 2a.)	
3b. Maples, Bob (41)	C. Baylor
4. (Browns' choice traded to Minnesota for DT Mike Bundra)	
5. Irwin, Bill (69)	T. Mississippi
6a. Simkus, Arnold (72)	LB. Michigan
(from San Francisco for C Frank Morze)	

6b. Aldredge, Corwyn (83)	E. Northwestern State (La.)
7. Lindsey, Dale (97)	LB. Western Kentucky
8. Howell, Mike (111)	QB. Grambling
9. Lane, Gary (125)	QB. Missouri
10. Screen, Pat (139)	QB. LSU
11. Cordill, Olie (153)	HB. Memphis
12. Canale, Justin (167)	G. Mississippi State
13. Pickett, Henry (181)	HB. Baylor
14. Simrell, Dan (195)	QB. Toledo
15. Gagner, Larry (209)	T. Florida
16. Anthony, Mel (223)	FB. Michigan
17. Boyette, John (237)	T. Clemson
18. Arrington, Dick (251)	G. Notre Dame
19. Orzen, Ed (265)	G. Ohio State
20. Goldberg, Frank (279)	LB. Central Michigan

**1966 - NFL**

1. Morin, Milt (14)	TE. Massachusetts
2. Norton, Rick (29)	QB. Kentucky
3. (Browns' choice traded to N.Y. Giants for DB Erich Barnes)	
4. Duranko, Pete (61)	DE. Notre Dame
5a. Schultz, Randy (74)	FB. Iowa State Teacher's
(from Detroit for OT Roger Shoals)	
5b. Fulford, Dan (78)	E. Auburn
6a. Battle, James (90)	DE. Southern
(from N.Y. Giants for DT Mike Bundra)	
6b. Hoaglin, Fred (93)	C. Pittsburgh
7. Carter, Leroy (109)	FL. Grambling
8. Talaga, Tom (123)	OT. Notre Dame
9. Gregory, Jack (139)	DE. Chattanooga
10. Ledbetter, Monty (153)	FL. Northwestern State (La.)
11. Fire, Tony (169)	DT. Bowling Green
12. Czup, Rich (183)	T. Nebraska
13. Boudreaux, James (199)	DT. Louisiana Tech
14. Lammons, Pete (213)	FL. Texas
15. Ellis, Bob (229)	DB. Massachusetts
16. Ray, David (243)	DB. Alabama
17. Modzelewski, Gene (259)	T. New Mexico State
18. Harraway, Charlie (273)	FB. San Jose State
19. Singer, Karl (289)	DT. Purdue
20. Petro, Joe (303)	DB. Temple

**1967 - NFL**

1. Matheson, Bob (18)	LB. Duke
2. Conjar, Larry (46)	FB. Notre Dame
3a. Cockcroft, Don (55)	K/P. Adams State
(from N.Y. Giants for DE Jim Garcia)	
3b. Barney, Eppie (72)	WR. Iowa State
4a. Ward, Carl (83)	HB. Michigan
(from Atlanta for RB Charley Scales)	
4b. Taffoni, Joe (98)	T. Tennessee-Martin
5. (Browns' choice traded to Dallas for G Joe Bob Isbell)	
6. DeMarie, John (152)	C. LSU
7. House, Bill (177)	DT. Youngstown State
8. Devrow, Bill (205)	DB. Southern Mississippi
9. Dowdy, Cecil (230)	LB. Alabama
10. Copeland, James (255)	G. Virginia
11. Sabatino, Bill (282)	DE. Colorado
12. Fowler, Charles (308)	OT. Houston
13. Andrews, Bill (333)	LB. Southeastern Louisiana
14. Rogers, Floyd (360)	DT. Clemson
15. Williamson, Dennis (386)	DB. Wisconsin-Whitewater St.
16. Williams, Don (411)	WR. Akron
17. Davis, Ben (439)	HB. Defiance

**1968 - NFL**

1. Upshaw, Marvin (21)	DE. Trinity (Tex.)
2. Garlington, John (47)	LB. LSU
3a. Olszewski, Harry (64)	G. Clemson
(from Pittsburgh for OT John Brown and Steelers 10th round choice)	
3b. Morrison, Reece (66)	HB. Texas-San Marcos
(from Washington along with QB Dick Shiner for QB Jim Ninowski)	
3c. (Browns' choice traded to Los Angeles for DB George Youngblood)	
4. Meylan, Wayne (104)	LB. Nebraska
5a. Wempe, Mike (131)	OT. Missouri
5b. Jackson, Jackie (134)	DB. Clemson
(from Baltimore for P David Lee)	
6a. James, Nathan (152)	DB. Florida A&M
(from N.Y. Giants for LB Vince Costello)	
6b. (Browns' choice traded to Philadelphia for TE Ron Duncan)	
7. Brady, Dale (186)	HB. Memphis
8. Schoen, Tom (212)	DB. Notre Dame
9. Porter, David (238)	DT. Michigan
10a. Greer, James (255)	DE. Stephen F. Austin
(from Pittsburgh, see 3a.)	
10b. Mitchell, Alvin (267)	DB. Morgan State
11. Alcorn, Jim (293)	QB. Clarion State
12. Beutler, Tom (319)	LB. Toledo
13. Sellers, Terry (348)	DB. Georgia



14. Whipps, Edgar (374)	FB	Jackson State
15. Baxter, Bob (400)	FL	Memphis
16. Sievert, Dick (429)	DE	Wisconsin-River Falls
17. McDuffie, Wayne (455)	C	Florida State

**1969 - NFL**

1. Johnson, Ron (20)	FB	Michigan
2. (Browns' choice traded to Washington for DE Ron Snidow)		
3a. Jenkins, Al (55)	G	Tulsa
3b. (from Philadelphia for RB Larry Conjar)		
3b. Glass, Charles "Chip" (72)	TE	Florida State
4. Summers, Fred (98)	DB	Wake Forest
5. Hooker, Fair (124)	FL	Arizona State
6a. Adams, Larry (145)	DT	TCU
6b. (from N.Y. Giants for QB Gary Lane)		
7. Righetti, Joe (150)	DT	Waynesburg
7. Sumner, Walt (176)	DB	Florida State
8. Reynolds, Chuck (202)	C	Tulsa
9. Kamzelski, Ron (228)	DT	Minnesota
10. Shelly, Greg (254)	G	Virginia
11. Jones, Dave (280)	FL	Kansas State
12. Davis, Dick (306)	HB	Nebraska
13. Boutwell, Tom (332)	QB	Southern Mississippi
14. Smaha, Jiggy (358)	DT	Georgia
15. Stevenson, Joel (384)	TE	Georgia Tech
16. Lowe, James (410)	FL	Tuskegee
17. Oliver, Bob (436)	DE	Abilene Christian

**1970 - NFL**

1a. Phipps, Mike (3)	QB	Purdue
1b. (from Miami for WR Paul Warfield)		
1b. McKay, Bob (21)	T	Texas
2a. Jones, Joe (36)	DE	Tennessee State
2b. (from New Orleans for LB John Brewer)		
2b. Sherk, Jerry (47)	DT	Oklahoma State
3. (Browns' choice traded to Dallas for QB Jerry Rhyme)		
4. Stevenson, Rickey (99)	B	Arizona
5. Engel, Steve (125)	HB	Colorado
6. Ciek, Mike (151)	QB	Iowa
7. Wycinsky, Craig (177)	G	Michigan State
8. Davidson, Honester (203)	S	Bowling Green
9. Brown, Geoff (229)	LB	Pittsburgh
10. Yanchar, Bill (255)	DT	Purdue
11. Benner, Gene (281)	WR	Maine
12. Sanders, Jerry (307)	K	Texas Tech
13. Roberts, Larry (333)	HB	Central Missouri
14. Tharpe, Jim (359)	LB	Lincoln (Mo.)
15. Homoly, Guy (385)	CB	Illinois State
16. Redebaugh, John (411)	TE/K	Bemidji State
17. Tabb, Charles (437)	TE/RB	McMurry

**1971 - NFL**

1. Scott, Clarence (14)	CB	Kansas State
2. Cornell, Robert "Bo" (40)	HB	Washington
3a. Staroba, Paul (66)	WR	Michigan
3b. Hall, Charles (68)	LB	Houston
3b. (from Kansas City for DE Marvin Upshaw)		
4. Pena, Robert "Bubba" (92)	G	Massachusetts
5. Brown, Stanley (118)	WR	Purdue
6a. Dieken, Doug (142)	T	Illinois
6b. (from Chicago for WR Eppie Barney)		
6b. Dixon, Jay (144)	DE	Boston University
7. Jacobs, Bob (170)	K	Wyoming
8. Zelina, Larry (196)	HB	Ohio State
9. Levels, Wilmur (222)	S	North Texas
10. Casteel, Steve (248)	LB	Oklahoma
11. Sikich, Mike (274)	G	Northwestern
12. Blanchard, Felix "Tony" (300)	TE	North Carolina
13. Jamula, Thad (326)	LB	Lehigh
14. Kingree, Rick (352)	LB	Tulane
15. Green, William "Bill" (378)	CB	Western Kentucky
16. Smith, David (404)	WR	Mississippi State
17. Dillon, Leo (430)	C	Dayton

**1972 - NFL**

1. Darden, Thom (18)	DB	Michigan
2a. Brooks, Clifford (45)	DB	Tennessee State
2b. Sims, Lester (51)	DE	Alabama
2b. (from Miami for LB Bob Matheson)		
3. (Browns' choice traded to L.A. Rams with G Joe Taffoni for T Mitch Johnson and Minnesota's 5th round choice)		
4. (Browns' choice traded to Kansas City along with Browns' 3rd round choice in 1973 for WR Frank Pitts)		
5a. Hunt, George (122)	K	Tennessee
5b. Kucera, Greg (128)	HB	Northern Colorado
5b. (from Los Angeles, see 3.)		
6. Forey, Leonard (149)	G	Texas A&M
7. Wesley, Don (174)	OT	Maryland Eastern Shore
8. McKinnis, Hugh (201)	HB	Arizona State
9a. McKee, Larry (226)	G	Arizona

9b. Lefear, Billy (230)	WR/RB	Henderson (Ark.)
9b. (from Baltimore for LB Tom Beutler)		
10. Mosier, Herschel (253)	DT	Northwestern Oklahoma
11. Long, Mel (278)	LB	Toledo
12. Chapman, Bernard (305)	DB	Texas-El Paso
13. Sipe, Brian (330)	QB	San Diego State
14. Stewart, Ed (357)	G	East Central (Okla.)
15. McCullar, Jewell (382)	LB	Chico State
16. Wakefield, Richard (409)	WR	Ohio State
17. Portz, William (434)	DB	Sterling (Ka.)

**1973 - NFL**

1a. Holden, Steve (16)	WR	Arizona State
1b. (from N.Y. Giants along with 2nd round choice for DE Jack Gregory and CB Freddie Summers)		
1b. Adams, Pete (22)	G	Southern California
2a. Pruitt, Greg (30)	HB	Oklahoma
2b. (from New York with Giants, see 1a.)		
2b. Steinko, Jim (47)	DB	Texas-San Marcos
3a. Crum, Bob (67)	DE	Arizona
3b. (from Baltimore for C Fred Hoaglin)		
3b. (Browns' choice traded to Kansas City along with Browns' 4th round choice in 1972 for WR Frank Pitts)		
4a. Dorris, Andy (93)	LB	New Mexico State
4b. (from Baltimore for K George Hunt)		
4b. Mattingly, Randy (100)	QB	Evansville
5. (Browns' choice traded to San Diego for DT George Wright)		
6. Green, Van (150)	DB	Shaw (N.C.)
7. (Browns' choice traded to Miami for C Bob DeMarco)		
8. (Browns' choice traded to Detroit for DT Jerry Rush)		
9. Wester, Curtis (228)	G	Texas A&M - Commerce
10. Humphrey, Tom (256)	T	Abilene Christian
11. Barisich, Carl (281)	DT	Princeton
12. Simmons, Stan (306)	TE	Lewis and Clark
13. Romaniszyn, Jim (334)	LB	Edinboro
14. Popelka, Robert (359)	DB	Southern Methodist
15. Sullivan, Dave (384)	WR	Virginia
16. Greenfield, George (412)	HB	Murray State
17. McClowry, Robert (437)	C	Michigan State

**1974 - NFL**

1. (Browns' choice traded to San Diego along with Browns' 2nd round choice in 1975 for LB Bob Babich and Chargers' 4th round choice in 1975)		
2. Corbett, Billy (40)	OT	Johnson C. Smith
3. (Browns' choice traded to Denver for QB Don Horn and a 6th round choice)		
4. (Browns' choice traded to Oakland for WR Gloster Richardson)		
5. Ilgenfritz, Mark (118)	DE	Vanderbilt
6a. Pritchett, Billy (146)	FB	West Texas A&M
6b. (choice acquired from Buffalo)		
6b. (Browns' choice traded to Denver, see 3.)		
7a. Herrick, Bob (163)	WR	Purdue
7b. (from St. Louis for LB Andy Dorris)		
7b. Sullivan, Gerry (171)	C/OT	Illinois
8a. (Browns' choice traded to Washington with T Mitch Johnson for a 3rd round choice in 1973)		
8b. Brown, Eddie (199)	DB	Tennessee
8b. (from Buffalo for LB Rick Kingrea)		
9. Scott, Dan (224)	G	Ohio State
10a. Puestow, Mike (238)	WR	North Dakota State
10b. (from Chicago for QB Randy Mattingly)		
10b. (Browns' choice traded to Buffalo for TE Jan White)		
11. Gooden, Tom (274)	K	Harding
12. McNeil, Ron (302)	DE	North Carolina Central
13. Seifert, Mike (327)	DE	Wisconsin
14. Hunt, Bob (352)	HB	Heidelberg
15. Terrell, Ransom (380)	LB	Arizona
16. Anderson, Preston (407)	DB	Rice
17. Buchanan, Carlton (430)	DT	Southwestern Oklahoma St.

**1975 - NFL**

1. Mitchell, Mack (5)	DE	Houston
2. (Browns' choice traded to San Diego with Browns' 1st round choice in 1974 for LB Bob Babich and Chargers' 4th round choice in 1974)		
3. Roan, Oscar (57)	TE	Southern Methodist
4a. Peters, Tony (82)	DB	Oklahoma
4b. (Browns' choice with LB Bob Babich traded to New England for WR Reggie Rucker)		
5a. Zimba, John (109)	DE	Villanova
5b. Cope, Jim (119)	LB	Ohio State
5b. (from Detroit for CB Ben Davis)		
6a. (Browns' choice traded to San Diego for TE James Thaxton)		
6b. Miller, Charles (150)	DB	West Virginia
6b. (from Washington for WR Paul Staroba)		
6c. Hynoski, Henry (154)	HB	Temple
6c. (from Oakland for WR Frank Pitts)		
7. Wang, Merle (161)	OT	TCU
8. Santini, Barry (186)	TE	Purdue
9a. Poole, Larry (213)	HB	Kent State
9b. Hogan, Floyd (215)	DB	Arkansas



(from Kansas City for DE Bob Briggs)		
10. Lewis, Stan (238)	DE	Wayne State (Neb.)
11. Marinelli, Tom (265)	G	Boston College
12. Ambrose, Dick (290)	LB	Virginia
13. Armstead, Willie (317)	WR	Utah
14. Barrett, Tim (342)	HB	John Carroll
15. Moore, Willie (369)	DT	Johnson C. Smith
16. McKay, John (394)	WR	Southern California
17. Graf, Dave (421)	LB	Penn State

**1976 - NFL**

1. Pruitt, Mike (7)	HB	Purdue
2. (Browns' choice traded to Oakland for LB Gerald Irons and Raiders' 9th round choice)		
3. Logan, Dave (65)	WR/TE	Colorado
4a. Swick, Gene (97)	QB	Toledo
(from Philadelphia for CB Clifford Brooks)		
4b. St. Clair, Mike (99)	DE	Grambling
5. Sheppard, Henry (130)	OT	Southern Methodist
6. (Browns' choice traded to Chicago for Glen Holloway)		
7. Cassidy, Steve (189)	DT	LSU
8. (Browns' choice traded to Buffalo for S Neal Craig)		
9a. Reed, James (242)	HB	Mississippi
9b. Nagel, Craig (261)	QB	Purdue
(from Oakland, see 2.)		
10. Kleber, Doug (271)	OT	Illinois
11. Celek, Chuck (297)	DE	Kent State
12. (Browns' choice traded to Houston for WR Willie Miller)		
13. Murray, Brian (354)	OT	Arizona
14. Smalzer, Joe (381)	TE	Illinois
15. Philowy, Luther (408)	DB	Loyola Marymount
16. Lorenzen, Chris (438)	DT	Arizona State
17. Fleming, Tom (465)	WR	Dartmouth

**1977 - NFL**

1. Jackson, Robert L. (17)	LB	Texas A&M
2. Skladany, Tom (46)	P/K	Ohio State
(rights later traded to Detroit for 3rd round choice in 1978 and a 7th round choice in 1979)		
3. (Browns' choice traded to Buffalo with 6th round choice for DT Earl Edwards)		
4a. Davis, Oliver (102)	DB	Tennessee State
4b. Sims, Robert "Mickey" (110)	DT	South Carolina State
(from Chicago for QB Mike Phipps)		
5. (Browns' choice traded to San Diego for DE Ron East)		
6. (Browns' choice traded to Buffalo, see 3.)		
7a. Randle, Ken (173)	WR	Southern California
(from Atlanta for DE Ron East)		
7b. Smith, Blane (184)	TE	Purdue
7c. Lingenfelter, Bob (188)	OT	Nebraska
(from St. Louis for S Neal Craig)		
8. Armstrong, Bill (213)	DB	Wake Forest
9. Brown, Daryl (240)	KR	Tufts
10. Burkett, Tom (269)	T	North Carolina
11. Nash, Charles (296)	WR	Arizona
12. Tierney, Leo (325)	C	Georgia Tech

**1978 - NFL**

1a. Matthews, Clay (12)	LB	Southern California
1b. Newsome, Ozzie (23)	WR	Alabama
(from Los Angeles with 4th round choice for 1st round choice obtained for QB Mike Phipps)		
2. Evans, Johnny (39)	P/QB	North Carolina State
3a. Collins, Larry (67)	HB	Texas A&M - Kingsville
(choice acquired from Detroit along with 7th round choice in 1979 for rights to P Tom Skladany)		
3b. Miller, Mark (68)	QB	Bowling Green
4a. (Browns' choice to Miami along with 7th round choice as compensation for signing WR Paul Warfield)		
4b. Pullara, Pete (103)	G	Chattanooga
(from Los Angeles, see 1b.)		
5. Wright, Keith (122)	FL	Memphis
6. Pitts, Al (149)	C	Michigan State
7. (Browns' choice to Miami, see 4a.)		
8. Turnbow, Jesse (205)	DT	Tennessee
9. Kramer, Jon (234)	OG	Baylor
10. Watson, Brent (261)	OT	Tennessee
11. Gillard, Larry (290)	DT	Mississippi State
12. Biedermann, Leo (317)	OT	California

**1979 - NFL**

1a. (Browns' choice traded to San Diego for 1st and 2nd round choices)		
1b. Adams, Willis (20)	WR	Houston
(from San Diego, see 1a.)		
2a. Johnson, Lawrence (40)	CB	Wisconsin
2b. Clapham, Sam (47)	OT	Oklahoma
(from San Diego, see 1a.)		
3. Ramey, James (70)	DE	Kentucky
4. Miller, Matt (95)	OT	Colorado
5a. (Browns' choice traded to Los Angeles along with TE Oscar Roan for		

Rams' 5th and 6th round picks)		
5b. Dimler, Rich (124)	DT	Southern California
(from Los Angeles, see 5a.)		
6a. Burrell, Clinton (151)	DB	LSU
6b. Ronan, Jim (163)	DT	Minnesota
(from Los Angeles, see 5a.)		
7a. (Browns' choice traded to Oakland along with 12th round pick for Raiders' 7th and 9th round selections)		
7b. (Browns' choice traded to Philadelphia for RB Tom Sullivan)		
7c. Risien, Cody (183)	OT	Texas A&M
(from Oakland, see 7a.)		
8. Perkov, Kent (204)	DE	San Diego State
9a. McGee, Carl (234)	LB	Duke
9b. Weathers, Curtis (241)	TE	Mississippi
(from Oakland, see 7a.)		
10. Smith, John (261)	WR	Tennessee State
11. Poeschl, Randy (287)	DE	Nebraska
12a. Methvin, Dewitt (315)	C	Tulane
(choice acquired from Washington for DE Joe Jones)		
12b. (Browns' choice traded to Oakland, see 7a.)		

**1980 - NFL**

1a. (Browns' 1st and 6th round choices traded to Los Angeles for Rams' 1st, 2nd, 4th and 5th round choices)		
1b. White, Charles (27)	RB	Southern California
(choice acquired from Los Angeles, see 1a.)		
2a. (Browns' choice along with 5th round choice traded to Denver for DE Lyle Alzado)		
2b. Crosby, Cleveland (54)	DE	Arizona
(from Los Angeles, see 1a.)		
3. Odom, Cliff (72)	LB	Texas-Arlington
4a. Crews, Ron (99)	DE	Nevada-Las Vegas
4b. McDonald, Paul (109)	QB	Southern California
(from Los Angeles, see 1a.)		
5a. Franks, Elvis (116)	DE	Morgan State
(from Los Angeles, see 1a.)		
5b. (Browns' choice traded to Oakland for G George Buehler)		
5c. (Browns' choice traded to Denver, see 2a.)		
6a. (Browns' choice traded to San Diego for RB Rickey Anderson)		
6b. (Browns' choice traded to Los Angeles, see 1a.)		
7. (Browns' choice traded to New York Giants for DE Jack Gregory)		
8. Copeland, Jeff (209)	LB	Texas Tech
9. Dewalt, Roy (236)	RB	Texas-Arlington
10. Fidel, Kevin (263)	C	San Diego State
11. Sales, Roland (294)	RB	Arkansas
12. Jackson, Marcus (321)	DT	Purdue

**1981 - NFL**

1. Dixon, Hanford (22)	CB	Southern Mississippi
2. (Browns' choice traded to Buffalo along with 3rd round choice in 1982 for G Joe Delamilleure)		
3. (Browns' choice traded to Denver along with 2nd and 5th round choices in 1980 for DE Lyle Alzado)		
4a. Robinson, Mike (92)	DE	Arizona
(choice acquired from Washington along with 5th and 10th round choice for S Tony Peters)		
4b. (Browns' choice traded to San Diego for LB Don Goode)		
5. Cox, Steve (134)	P/K	Arkansas
6. Simmons, Ron (160)	DT	Florida State
7. Johnson, Eddie (187)	LB	Louisville
8. (Browns' choice traded to New York Jets for DE Marshall Harris)		
9. Schleusener, Randy (244)	G	Nebraska
10a. (Browns' choice traded along with another 10th round choice to Washington for 8th round choice in 1982)		
10b. (Browns' choice traded to Washington, see 10a.)		
10c. Prater, Dean (271)	DT	Oklahoma State
11. Friday, Larry (298)	S	Mississippi State
12. McGill, Kevin (325)	T	Oregon

**1982 - NFL**

1. Banks, Chip (3)	LB	Southern California
2. Baldwin, Keith (31)	DE	Texas A&M
3. (Browns' choice traded to Buffalo with Browns' 2nd round choice in 1981 for G Joe Delamilleure)		
4. Walker, Dwight (87)	RB/WR	Nicholls State (La.)
5. Baab, Mike (115)	C/G	Texas
6a. (Browns' choice traded to Dallas for LB Bruce Huther)		
6b. Whitwell, Mike (162)	WR	Texas A&M
(from Denver for LB Robert L. Jackson)		
7. (Browns' choice traded to Buffalo for RB Terry Miller)		
8a. Kafentzis, Mark (199)	S	Hawaii
8b. Hefflin, Van (204)	TE	Vanderbilt
(from Oakland for DE Lyle Alzado)		
8c. Jackson, Bill (211)	S	North Carolina
(from Washington for 10th round choice in 1981)		
9. Baker, Milton (227)	TE	West Texas A&M
10. Floyd, Ricky (255)	RB	Southern Mississippi
11. Michuta, Steve (282)	QB	Grand Valley State
12. Nicolas, Scott (310)	LB	Miami (Fla.)



**1983 - NFL**

- (Browns' choice traded to Buffalo along with Browns' 3rd round choice in 1984 and 5th round choice in 1985 for LB Tom Cousineau)
- Brown, Ron (41) ..... WR ..... Arizona State
- Camp, Reggie (68) ..... DE ..... California
- (Browns' choice traded to San Diego for LB Don Goode)
- Contz, Bill (122) ..... TE ..... Penn State
- Stracka, Tim (145) ..... T ..... Wisconsin (from Chicago for C Gerry Sullivan)
- Puzzuoli, Dave (149) ..... NT ..... Pittsburgh
- Belk, Rocky (176) ..... WR ..... Miami (Fla.) (from Chicago for LB Bruce Hultner)
- (Browns' choice traded to Philadelphia for DE Thomas Brown)
- McClean, Mike (209) ..... G/T ..... Temple
- (Browns' choice traded to San Francisco for K Matt Bahr)
- Hopkins, Thomas (262) ..... T ..... Alabama A&M
- Green, Boyce (288) ..... RB ..... Carson-Newman
- McAdoo, Howard (305) ..... LB ..... Michigan State (from L.A. Raiders for Greg Pruitt)
- Farren, Paul (316) ..... C/T ..... Boston University

**1984 - NFL**

- Rogers, Don (18) ..... S ..... UCLA
- Rockins, Chris (48) ..... S ..... Oklahoma State (from L.A. Rams for negotiating rights to WR Ron Brown)
- Bavis, Bruce (50) ..... WR ..... Baylor
- (Browns' choice traded to Buffalo along with Browns' 1st round choice in 1983 and 5th round choice in 1985 for LB Tom Cousineau)
- Bolden, Rickey (104) ..... TE ..... Southern Methodist (from Denver for WR Dave Logan)
- Brennan, Brian (104) ..... WR ..... Boston College
- Piepkorn, Dave (131) ..... T ..... North Dakota State
- Nugent, Terry (158) ..... QB ..... Colorado State
- Dumont, Jim (190) ..... LB ..... Rutgers
- (Browns' choice traded to N.Y. Jets for WR Bobby Jones)
- Jones, Don (228) ..... WR ..... Texas A&M (choice acquired from Philadelphia for LB Bill Cowher)
- (Browns' choice traded to Chicago along with Browns' 10th, 11th and 12th round choices in 1984 for Bears' three picks in 1984 supplemental draft of players under contract to another league)
- (Browns' choice traded to Chicago, see 9b.)
- Byner, Earnest (280) ..... RB ..... East Carolina (choice acquired from L.A. Raiders for G-T Henry Sheppard)
- (Browns' choice traded to Chicago, see 9b.)
- (Browns' choice traded to Chicago, see 9b.)

**1984 USFL Supplemental Draft**

- Mack, Kevin (11) ..... RB ..... Clemson (choice acquired from Chicago for Browns' 9th, 10th, 11th and 12th round choices in 1984 NFL Draft)
- Johnson, Mike (18) ..... LB ..... Virginia Tech
- McNeil, Gerald (44) ..... WR ..... Baylor (choice acquired from Chicago, see 1a.)
- Robison, Tommy (50) ..... T ..... Texas A&M
- West, Doug (71) ..... LB ..... UCLA (choice acquired from Chicago, see 1a.)
- Bond, John (77) ..... QB ..... Mississippi State

**1985 - NFL**

- (Browns' choice traded to Buffalo along with 1st round choice in 1986, 3rd round choice in 1985 and 6th round choice in 1986 for Buffalo's first pick in 1985 supplemental draft)
- Allen, Greg (35) ..... RB ..... Florida State
- (Browns' choice traded to Buffalo, see 1.)
- (Browns' choice traded to Miami for WR Duriel Harris)
- (Browns' choice traded to Buffalo along with Browns' 1st round choice in 1983 and 3rd round choice in 1984 for LB Tom Cousineau)
- Kerowicz, Mark (147) ..... G ..... Ohio State
- Langhorne, Reggie (175) ..... WR ..... Elizabeth City State
- Banks, Fred (203) ..... WR ..... Liberty
- (Browns' choice traded to Philadelphia for DE Carl Hairston)
- Williams, Larry (259) ..... G ..... Notre Dame
- Tucker, Travis (287) ..... TE ..... S. Connecticut State
- Swanson, Shane (315) ..... WR ..... Nebraska

**1985 NFL Supplemental Draft**

- Kosar, Bernie (1) ..... QB ..... Miami (Fla.) (from Buffalo for 1st round choice in 1985 and 1986, 3rd round choice in 1985 and 6th round choice in 1986)

**1986 - NFL**

- (Browns' choice traded to Buffalo along with 1st round choice in 1985, 3rd round in 1985 and a 6th round choice in 1986 for Buffalo's first pick in 1985 supplemental draft)
- Slaughter, Webster (43) ..... WR ..... San Diego State
- (Browns' choice traded to Detroit for QB Gary Danielson)
- (Browns' choice traded to L.A. Rams for WR Terry Greer)
- Miller, Nick (127) ..... LB ..... Arkansas
- (Browns' choice traded to Buffalo, see 1.)
- Meyer, Jim (167) ..... T ..... Illinois State

- Norseth, Mike (174) ..... QB ..... Kansas (from Kansas City for RB Boyce Green)
- (Browns' choice traded to Philadelphia for LB Anthony Griggs)
- Taylor, Danny (238) ..... DB ..... Texas-El Paso
- Smith, Willie (265) ..... TE ..... Miami (Fla.)
- Dausin, Randy (292) ..... G ..... Texas A&M
- Simmons, King (319) ..... CB ..... Texas Tech

**1987 - NFL**

- Junkin, Mike (5) ..... LB ..... Duke (from San Diego along with second round choice for Browns' first and second round choices and LB Chip Banks)
- Rakoczy, Gregg (32) ..... OT/C ..... Miami (Fla.) (from San Diego, see round 1.)
- Manoa, Tim (80) ..... FB ..... Penn State
- Jaeger, Jeff (82) ..... K ..... Washington (from L.A. Rams in exchange for Browns' 4th, 5th and 12th round picks)
- (Browns' choice to L.A. Rams, see 3b.)
- (Browns' choice to L.A. Rams, see 3b.)
- Briggs, Stephen (165) ..... DB ..... Texas
- (Browns' choice to Green Bay for WR John Jefferson)
- Bullitt, Steve (220) ..... LB ..... Texas A&M
- (Browns' choice to Indianapolis for QB Mike Pagel)
- Winters, Frank (276) ..... C ..... Western Illinois
- Brewton, Larry (303) ..... DB ..... Temple
- (Browns' choice to L.A. Rams, see 3b.)

**1988 - NFL**

- Charlton, Clifford (21) ..... LB ..... Florida
- Perry, Michael Dean (50) ..... DL ..... Clemson
- Walters, Van (77) ..... LB ..... Indiana
- Blaylock, Anthony (103) ..... CB ..... Winston-Salem State
- (Browns' choice traded to Phoenix for DE Al Baker)
- (Browns' choice traded to Philadelphia along with CB D.D. Hoggard for DL Chris Pike)
- Gash, Thane (188) ..... S ..... East Tennessee State
- Birden, J.J. (216) ..... WR ..... Oregon
- Copeland, Danny (244) ..... S ..... Eastern Kentucky
- Washington, Bran (272) ..... S ..... Nebraska
- Hawkins, Hendley (300) ..... WR ..... Nebraska
- Slayden, Steve (328) ..... QB ..... Duke

**1989 - NFL**

- Metcalfe, Eric (13) ..... RB ..... Texas (from Denver for Browns' 1st, 2nd, 5th and 9th round choices)
- Tillman, Lawyer (31) ..... WR ..... Auburn (from Green Bay along with 5th round choice for Browns' 3rd and 5th round choices, 1990 1st round choice and RB Herman Fontenot)
- (Browns' choice to Green Bay, see round 2.)
- Stewart, Andrew (107) ..... DE ..... Cincinnati
- Kramer, Kyle (114) ..... S ..... Bowling Green (from Green Bay, see 2.)
- Jones, Vernon (116) ..... WR ..... Maryland (from Kansas City for LB Mike Junkin)
- Wilkinson, Gary (160) ..... CB ..... Penn State
- Graybill, Mike (187) ..... OT ..... Boston University
- Aeilts, Rick (214) ..... TE ..... S.E. Missouri State
- (Browns' selection traded to Denver, see round 1.)
- Buddenberg, John (274) ..... OT ..... Akron
- Plocki, Dan (301) ..... K ..... Maryland
- Brown, Marlon (328) ..... LB ..... Memphis

**1990 - NFL**

- (Browns' choice traded to Green Bay along with 1989 2nd, 3rd and 5th round choices and RB Herman Fontenot for Packers' 1989 second and 5th round choices)
- Hoard, Leroy (45) ..... RB ..... Michigan
- Pleasant, Anthony (73) ..... DE ..... Tennessee State
- Barnett, Harlon (101) ..... S ..... Michigan State
- Burnett, Rob (129) ..... DE ..... Syracuse
- Hilliard, Randy (157) ..... CB ..... Northwestern State (La.)
- Galbraith, Scott (178) ..... TE ..... Southern California
- (Browns' choice traded to San Diego for RB Barry Redden)
- Jones, Jock (212) ..... LB ..... Virginia Tech
- Rowell, Eugene (240) ..... WR ..... Southern Mississippi
- Wallace, Mike (268) ..... CB ..... Jackson State
- Gordon, Clements (296) ..... QB ..... Grambling
- Simien, Kerry (323) ..... WR ..... Texas A&M - Kingsville

**1991 - NFL**

- Turner, Eric (2) ..... S ..... UCLA
- King, Ed (29) ..... G ..... Auburn
- Jones, James (67) ..... DL ..... Northern Iowa
- Sagapolutele, Pio (85) ..... DL ..... San Diego State
- (Browns' choice traded to Miami for 1990 7th round choice)
- Jackson, Michael (141) ..... WR ..... Southern Mississippi
- (Browns' choice traded to Green Bay for RB Brent Fullwood)
- Conover, Frank (197) ..... DL ..... Syracuse
- Irvin, Ray (225) ..... CB ..... Central Florida
- Wiggins, Shawn (239) ..... WR ..... Wyoming



(from Seattle for DL Bob Buczkowski)	
10. Greenfield, Brian (252).....	Pittsburgh
11. Jones, Todd (280).....	Henderson State
12. Austin, Elijah (308).....	North Carolina State

### 1992 - NFL

1. Vardell, Tommy (9).....	Stanford
2a. (Brown's choice traded to Dallas along with Browns' 5th round choice for Cowboys 2nd, 3rd, 6th, 8th and 12th round choices)	
2b. Rowe, Patrick (52).....	San Diego State
(choice from Dallas, see 2a.)	
3a. Johnson, Bill (65).....	Michigan State
3b. Dixon, Gerald (78).....	South Carolina
(choice from Dallas, see 2a.)	
4. (Brown's choice traded to Philadelphia for OL Ken Reeves)	
5a. (Brown's choice to Dallas, see 2a.)	
6a. Smith, Rico (143).....	Colorado
(choice from Tampa Bay for Browns' 6th and 8th round choices)	
6b. (Brown's choice to Tampa Bay, see 6a.)	
7. Jones, Selwyn (177).....	Colorado State
8a. (Brown's choice from Dallas to Tampa Bay, see 6a.)	
8b. (Brown's choice to New England for OL Freddie Childress)	
9. Hill, Tim (233).....	Kansas
10. Lowe, Marcus (260).....	Baylor
11. Olobia, Augustin (289).....	Washington State
12a. McCent, Keithen (316).....	Nebraska
12b. Simpson, Tim (329).....	Illinois
(choice from Dallas, see 2a.)	

### 1993 - NFL

1a. (Brown's choice traded to Denver for 1st and 3rd round choices)	
1b. Everitt, Steve (14).....	Michigan
(from Denver, see 1a.)	
2. Footman, Dan (42).....	Florida State
3a. (Brown's choice traded to Detroit for DT Jerry Ball)	
3b. Caldwell, Mike (83).....	Middle Tennessee State
(from Denver, see 1a.)	
4. (Brown's choice traded to Chicago for C Jay Hilgenberg)	
5. Arvie, Herman (124).....	Grambling
6. McKenzie, Rich (153).....	Penn State
7. Hill, Travis (180).....	Nebraska
8. (Brown's choice traded to the L.A. Rams for LB Frank Stams)	

### 1994 - NFL

1a. Langham, Antonio (9).....	Alabama
1b. Alexander, Derrick (29).....	Michigan
(from Philadelphia in exchange for the Browns' 2nd round choice and 2nd round choice in the 1995 draft)	
2. (Brown's choice to Philadelphia, see 1b.)	
3. Bandison, Romeo (75).....	Oregon
4. (Brown's choice traded to Miami for OL Gene Williams)	
5. Booth, Issac (141).....	California
6. Strait, Robert (171).....	Baylor
7. Hewitt, Hamza (203).....	Clemson

### 1995 - NFL

1a. (Brown's choice to San Francisco for 49ers' 1st, 3rd and 4th round choices and 1996 1st round pick)	
1b. Powell, Craig (30).....	Ohio State
(from San Francisco, see 1a.)	
2. (Brown's choice to Philadelphia along with 1994 2nd round choice for Eagles' 1994 1st round choice)	
3a. Zeier, Eric (84).....	Georgia
3b. Frederick, Mike (94).....	Virginia
(from San Francisco, see 1a.)	
4a. (Brown's choice traded to Jacksonville for 1995 5th round choice and 1996 6th round choice)	
4b. (Brown's choice traded to Philadelphia for 5th round choice and 1996 5th round choice)	
5a. Pupua, Tau (136).....	Weber State
(from Jacksonville, see 4a.)	
5b. Miller, Mike (147).....	Notre Dame
(from Philadelphia, see 4b.)	
6. (Brown's choice traded to San Diego for CB Donald Frank)	
7. Tellison, A.C. (231).....	Miami (Fla.)
(from New England for the Browns' 1995 7th round choice)	

### 1999 - NFL

1. Couch, Tim (1).....	Kentucky
2a. Johnson, Kevin (32).....	Syracuse
2b. Abdullah, Rahim (45).....	Clemson
3a. McCutcheon, Daylon (62).....	Southern California
3b. Smith, Marquis (76).....	California
4a. (Brown's choice traded to San Francisco along with a 5th round choice for QB Ty Detmer and the 49ers' 4th round choice)	
4b. (Brown's choice traded to San Francisco for FB Marc Edwards)	
4c. Rainer, Wali (124).....	Virginia
(choice from San Francisco, see 4a.)	
5a. (Brown's choice traded to San Francisco, see 4a.)	
5b. Chiaverini, Darrin (148).....	Colorado

6a. (Brown's choice traded to Seattle for two 6th round choices)	
6b. Spriggs, Marcus (174).....	Troy
(from Chicago for a 6th round and two 7th round choices)	
6c. Ogle, Kendall (187).....	Maryland
(from Seattle, see 6a.)	
6d. Dearth, James (191).....	Tarleton State
(from Seattle, see 6a.)	
7a. Hill, Madre (207).....	Arkansas
7b. (Brown's choice traded to Chicago, see 6b.)	
7c. (Brown's choice traded to Chicago, see 6b.)	

### 2000 - NFL

1. Brown, Courtney (1).....	Penn State
2. Northcutt, Dennis (32).....	Arizona
3a. Prentice, Travis (63).....	Miami (Ohio)
3b. Dawson, Julian (79).....	Tulane
4a. Sanders, Lewis (95).....	Maryland
4b. Shea, Aaron (110).....	Michigan
5a. Malbrough, Anthony (130).....	Texas Tech
5b. Chapman, Lamar (146).....	Kansas State
6a. Wynn, Spergon (183).....	Texas-San Marcos
6b. Bedell, Brad (206).....	Colorado
7a. Savea, Manuia (207).....	Arizona
7b. Chandler, Eric (209).....	Jackson State
(from Chicago along with 7th round choice for three 7th round choices)	
7c. (Brown's choice traded to Chicago, see 7b.)	
7d. Barnes, Rashidi (225).....	Colorado
(choice from Chicago, see 7b.)	
7f. (Brown's choice traded to Chicago, see 7b.)	
7g. (Brown's choice traded to Chicago, see 7b.)	

### 2001 - NFL

1. Warren, Gerard (3).....	Florida
2. Morgan, Quincy (33).....	Kansas State
3. Jackson, James (65).....	Miami (Fla.)
4. Henry, Anthony (97).....	South Florida
5. Pharms, Jeremiah (134).....	Washington
6. Jameson, Jeremia (165).....	Texas A&M
7a. Zukauskas, Paul (203).....	Boston College
7b. King, Andre (245).....	Miami (Fla.)
(compensatory selection)	

### 2002 - NFL

1. Green, William (16).....	Boston College
2. Davis, Andre (47).....	Virginia Tech
3. Fowler, Melvin (76).....	Maryland
4a. Bentley, Kevin (101).....	Northwestern
4b. Taylor, Ben (111).....	Virginia Tech
4c. Sanders, Darnell (122).....	Ohio State
5. Davis, Andra (141).....	Florida
7. Gonzalez, Joaquin (227).....	Miami (Fla.)

### 2003 - NFL

1. Faine, Jeff (21).....	Notre Dame
2. Thompson, Chaun (52).....	West Texas A&M
3. Crocker, Chris (84).....	Marshall
4. Suggs, Lee, Jr. (115).....	Virginia Tech
5a. Pontbriand, Ryan (142).....	Rice
(from Minnesota for DL Stalin Colinet)	
5b. Lehan, Michael (152).....	Minnesota
6. Garay, Antonio (195).....	Boston College

### 2004 - NFL

1a. Kellen Winslow (6).....	Miami (Fla.)
(from Detroit along with 2nd round choice for Lions' 1st round choice)	
1b. (Brown's choice traded to Detroit, see 1a.)	
2a. (Brown's choice traded to Detroit, see 1a.)	
2b. Jones, Sean (59).....	Georgia
(from Indianapolis along with 3rd, 5th and 6th round choices for Colts' 2nd and 5th round choices)	
3. (Brown's choice traded to Indianapolis, see 2b.)	
4. McConow, Luke (106).....	Louisiana Tech
5a. (Brown's choice traded to Indianapolis, see 2b.)	
5b. Gordon, Amon (161).....	Stanford
(from Indianapolis, see 2b.)	
6a. (Brown's choice traded to Indianapolis, see 2b.)	
6b. Chambers, Kirk (176).....	Stanford
(from Buffalo for TE Mark Campbell)	
7. Echemandu, Adimichinobe (208).....	California

### 2005 - NFL

1. Edwards, Braylon (3).....	Michigan
2. Pool, Brodney (34).....	Oklahoma
3. Frye, Charlie (67).....	Akron
4. Perkins, Antonio (103).....	Oklahoma
5. McMillan, David (139).....	Kansas
6a. Speegle, Nick (176).....	New Mexico
6b. Hoffman, Andrew (203).....	Virginia
(from Tampa Bay for QB Luke McCown)	
7. Dunn, Jonathan (217).....	Virginia Tech



**2006 - NFL**

1. Wimbley, Kameron (13)	LB	Florida State
2. Jackson, D'Qwell (34)	LB	Maryland
3. Wilson, Travis (78)	WR	Oklahoma
4a. Williams, Leon (110)	LB	Miami (Fla.)
4b. Sowell, Isaac (112)	OL	Indiana
5a. Harrison, Jerome (145)	RB	Washington State
5b. Minter, Demario (152)	DB	Georgia
6a. Vickers, Lawrence (180)	FB	Colorado
6b. Oshinowo, Babatunde (181)	DT	Stanford
7. Hamilton, Justin (222)	ST	Virginia Tech

**2007 - NFL**

1a. Thomas, Joe (3)	OT	Wisconsin
1b. Quinn, Brady (22)	QB	Notre Dame
(from Dallas for Browns 2nd round choice and 2008 1st round choice)		
2a. (Browns' choice traded to Dallas, see 1b.)		
2b. Wright, Eric (53)	DB	Nevada-Las Vegas
(from Dallas along with 6th round choice for the Browns 3rd, 4th and 6th round choices)		
3. (Browns' choice traded to Dallas, see 2b.)		
4. (Browns' choice traded to Dallas, see 2b.)		
5. McDonald, Brandon (140)	DB	Memphis
6a. (Browns' choice traded to Dallas, see 2b.)		
6b. Purcell, Melia (200)	DL	Hawaii
(from Dallas along with a 7th round choice for Browns' 6th round choice)		
7a. Pittman, Chase (213)	DL	LSU
7b. Steptoe, Syndric (234)	WR	Arizona
(from Dallas, see 6b.)		

**2008 - NFL**

1. (Browns' choice along with 2007 2nd round choice traded to Dallas for QB Brady Quinn)		
2. (Browns' choice traded to Green Bay for DE Corey Williams)		
3. (Browns' choice traded to Detroit for DL Shaun Rogers)		
4a. Bell, Beau (104)	LB	Nevada-Las Vegas
4b. Rucker, Martin (111)	TE	Missouri
(from Dallas for Browns' 2009 3rd round choice)		
5. (choice traded to Dallas along with 2008 fourth round pick to move up in the fourth round to select LB Beau Bell)		
6a. Rubin, Ahtyba (190)	DT	Iowa State
6b. Hubbard, Paul (191)	WR	Wisconsin
(from Philadelphia for Browns' 2009 5th round choice)		
7. Hall, Alex (231)	LB	St. Augustine's

**2009 - NFL**

1a. (Browns' choice traded to N.Y. for Jets' 1st and 2nd round choices and DE Kenyon Coleman, DB Abram Elam and QB Brett Ratliff)		
1b. (Browns' choice traded to Tampa Bay for 1st and 6th round choices)		
1c. (Browns' choice traded to Philadelphia for 1st and 6th round choices)		
1d. Mack, Alex (21)	C	California
(from Philadelphia, see 1c.)		
2a. Robiskie, Brian (36)	WR	Ohio State
2b. Massaquoi, Mohamed (50)	WR	Georgia
(from Tampa Bay along with 2010 5th round selection for TE Keilen Winslow)		
2c. Veikune, David (52)	DE	Hawaii
(from New York Jets, see 1a.)		
4a. Maiva, Kaluka (104)	LB	Southern California
5. (Browns' choice traded to Philadelphia for 2008 6th round selection)		
6a. Carey, Don (177)	DB	Norfolk State
6b. Francies, Coye (191)	DB	San Jose State
(from Tampa Bay, see 1b.)		
6c. Davis, James (195)	RB	Clemson
(from Philadelphia, see 1c.)		
7. (Browns' choice traded to Miami for DB Travis Daniels)		

**2010 - NFL**

1. Haden, Joe (7)	DB	Florida
2a. Ward, T.J. (38)	DB	Oregon
2b. Hardesty, Montario (59)	RB	Tennessee
(from Philadelphia for Browns' 3rd and two 5th round choices)		
3a. (Browns' choice traded to Philadelphia, see 2b.)		
3b. McCoy, Colt (85)	QB	Texas
(from Oakland for LB Kameron Wimbley)		
3c. Lauva, Shawn (92)	OL	Arizona State
(from N.Y. Jets along with 5th round selection, WR Chansi Stuckey and LB Jason Trusnik for WR Braylon Edwards)		
4. (Browns' choice traded to Philadelphia along with LB Alex Hall and 5th round choice for LB Chris Gocong and DB Sheldon Brown)		
5a. (Browns' choice traded to Philadelphia, see above 4.)		
5b. (Browns' choice traded to Philadelphia, see 2b.)		
5c. Asante, Larry (160)	DB	Nebraska
(from N.Y. Jets, see above 3c.)		
6a. Mitchell, Carlton (177)	WR	South Florida
6b. Geathers, Cliff (186)	DL	South Carolina
(from Carolina for DL Louis Leonard)		
7. (Browns' choice traded to Detroit along with DL Corey Williams for 5th round selection, see above 2b.)		

**2011 - NFL**

1a. (Browns' choice traded to Atlanta for Falcons' 1st, 2nd and 4th round choices and 2012 1st and 4th round choices)		
1b. Taylor, Phil (21)	DL	Baylor
(from Kansas City for Browns' 1st and 3rd round choices)		
2a. Sheard, Jabaal (37)	DL	Pittsburgh
2b. Little, Greg (59)	WR	North Carolina
(from Atlanta, see 1a.)		
3. (Browns' choice traded to Kansas City, see above 1b.)		
4a. Cameron, Jordan (102)	TE	Southern California
4b. Marecic, Owen (124)	FB	Stanford
(from Atlanta, see 1a.)		
5a. Skrine, Buster (137)	DB	Chattanooga
5b. Pinkston, Jason (150)	OL	Pittsburgh
(from N.Y. Giants for two 6th round choices)		
6a. (Browns' choice traded to N.Y. Giants, see 5b.)		
6b. (Browns' choice traded to N.Y. Giants, see 5b.)		
7a. (Browns' choice traded to Seattle for QB Seneca Wallace)		
7b. Hagg, Eric (248)	DB	Nebraska
(compensatory choice)		

**2012 - NFL**

1a. Richardson, Trent (3)	RB	Alabama
(from Minnesota for Browns' 1st, 4th, 5th and 7th round choices)		
1b. (Browns' choice traded to Minnesota, see 1a.)		
1c. Weeden, Brandon (22)	QB	Oklahoma State
(from Atlanta along with 4th round choice and Falcons' 2010 1st, 2nd and 4th round choices for Browns' 2011 1st round choice)		
2. Schwartz, Mitchell (37)	OL	California
3a. (Browns' choice traded to Denver for 3rd and 4th round choices)		
3b. Hughes, John (87)	DL	Cincinnati
(from Denver, see 3a.)		
4a. Benjamin, Travis (100)	WR	Miami (Fla.)
4b. (Browns' choice traded to Minnesota, see 1a.)		
4c. Johnson, James-Michael (120)	LB	Nevada
(from Denver, see 3a.)		
5a. (Browns' choice traded to Minnesota, see 1a.)		
5b. Miller, Ryan (160)	OL	Colorado
6a. (Browns' choice traded to Minnesota for DL Jayme Mitchell)		
6b. Acho, Emmanuel (204)	LB	Texas
(compensatory choice)		
6c. Winn, Billy (205)	DT	Boise State
(compensatory choice)		
7a. (Browns' choice traded to Minnesota, see 1a.)		
7b. Wade, Trevin (245)	DB	Arizona
(compensatory choice)		
7c. Smalley, Brad (247)	FB	Alabama
(compensatory choice)		

**2012 NFL Supplemental Draft**

2. Gordon, Josh (34)	WR	Baylor
----------------------	----	--------

**2013 - NFL**

1. Mingo, Barkevious (6)	LB	LSU
2. (Browns' choice exercised during 2012 Supplemental Draft)		
3. McFadden, Leon (68)	DB	San Diego State
4. (Browns' choice traded to Pittsburgh for 2014 3rd round choice)		
(from Miami with WR Davone Bess and 7th round choice for Browns' 4th and 5th round choices)		
5a. (Browns' choice traded to Indianapolis for 2014 4th round choice)		
5b. (Browns' choice traded to Miami, see 4.)		
6. Slaughter, Jamoris (175)	DB	Notre Dame
7a. Bryant, Armonty (217)	DL	East Central (Okla.)
(from Miami, see 4.)		
7b. Gilkey, Garrett (227)	OL	Chadron State
(from San Francisco with 5th round choice for QB Colt McCoy and 6th round choice)		

**2014 - NFL**

1a. (Browns' choice traded to Buffalo for 2014 1st round choice and 2015 1st and 4th round choices)		
1b. Gilbert, Justin (8)	DB	Oklahoma State
(from Minnesota for Browns' 1st and 5th round choices)		
1c. (Browns' choice traded to Minnesota, see 1b.)		
1d. Manziel, Johnny (22)	QB	Texas A&M
(from Philadelphia for Browns' 1st and 3rd round choices)		
1e. (Browns' choice traded to Philadelphia, see 1d.)		
(from Indianapolis for RB Trent Richardson)		
2. Bitonio, Joel (35)	OL	Nevada
3a. Kirksey, Chris (71)	LB	Iowa
3b. (Browns' choice traded to Philadelphia, see 1d.)		
(from Pittsburgh for Browns' 2013 4th round choice)		
3c. West, Terrance (94)	RB	Towson
(from San Francisco for Browns' 4th and 6th round choices)		
4a. (Browns' choice traded to San Francisco, see 3c.)		
4b. Desir, Pierre (127)	DB	Lindenwood
(from Indianapolis for Browns' 2013 5th round choice)		
5. (Browns' choice traded to Minnesota, see 1b.)		



6. (Browns' choice traded to San Francisco, see 3c.)  
 7. (Browns' choice traded to Baltimore for 2015 6th round choice)

## 2015 - NFL

- 1a. Shelton, Danny (12).....DL.....Washington  
 1b. Erving, Cameron (19).....OL.....Florida State  
 (from Buffalo, see 2014 1a.)  
 2a. (Browns' choice traded to Houston with 7th round choice for 2nd, 4th and 6th round choices)  
 2b. Orchard, Nate (51).....LB.....Utah  
 (from Houston, see 2a.)  
 3a. Johnson, Duke (77).....RB.....Miami (Fla.)  
 3b. Cooper, Xavier (96).....DL.....Washington State  
 (from New England with 7th round choice for Browns 4th, 5th and 6th round choices)  
 4a. (Browns' choice traded to New England, see 3b.)  
 4b. Ibraheim Campbell (115).....DB.....Northwestern  
 4c. (Browns' choice traded to Arizona for 4th, 6th and 7th round choices)  
 4d. Mayle, Vince (123).....WR.....Washington State  
 (from Arizona, see 4c.)  
 6a. Gaines, Charles (189).....DB.....Louisville  
 6b. Johnson, Malcolm (195).....FB.....Mississippi State  
 6c. Telfer, Randall (198).....TE.....Southern California  
 (from Arizona, see 4c.)  
 7a. Pullard, Hayes (219).....LB.....Southern California  
 (from New England, see 3b.)  
 7b. Ekpre-Olomu, Ifo (241).....DB.....Oregon  
 (from Arizona, see 4c.)

## 2016 - NFL

- 1a. (Browns' choice and 2017 4th round choice traded to Philadelphia for 2016 1st, 3rd and 4th round choices and 2017 1st and 2018 2nd round choices)  
 1b. (Browns' choice and 6th round choice traded to Tennessee for 2016 1st and 3rd round choices and 2017 2nd round choice)  
 1c. Coleman, Corey (15).....WR.....Baylor  
 (from Tennessee, see 1b.)  
 2. Ogbah, Emmanuel (32).....LB.....Oklahoma State  
 3a. Nassib, Carl (65).....DL.....Penn State  
 3b. Coleman, Shon (76).....OL.....Auburn  
 (from Tennessee, see 1b.)  
 3c. (Browns' choice and 5th round choice traded to Carolina for 3rd, 4th and 5th round choices)  
 3d. Kessler, Cody (93).....QB.....Southern California  
 (from Carolina, see 3c.)  
 4a. Schobert, Joe (99).....LB.....Wisconsin  
 4b. (Browns' choice traded to Oakland for 4th and 5th round choices)  
 4c. Louis, Ricardo (114).....WR.....Auburn  
 (from Oakland, see 4b.)  
 4d. Kindred, Demrick (129).....DB.....Texas Christian  
 (from Carolina, see 3c.)  
 4e. DeValve, Seth (138).....TE.....Princeton  
 (compensatory choice)  
 5a. (Browns' choice traded to Carolina, see 3c.)  
 5b. Payton, Jordan (154).....WR.....UCLA  
 (from Oakland, see 4b.)  
 5c. Drango, Spencer (168).....OL.....Baylor  
 (from Carolina, see 3c.)  
 5d. Higgins, Rashard (172).....WR.....Colorado State  
 (compensatory choice)  
 5e. Caldwell, Trey.....DB.....Louisiana-Monroe  
 (compensatory choice)  
 6. (Browns' choice traded to Tennessee, see 1b.)  
 7a. (Browns' choice traded to Miami for 7th round choice and DB Jabar Taylor)  
 7b. Wright III, Scooby.....LB.....Arizona  
 (from Miami, see 7a.)

## 2017 - NFL

- 1a. Garrett, Myles (1).....DL.....Texas A&M  
 1b. (Browns' choice traded to Houston for 2017 and 2018 1st round choices, from Philadelphia, see 2016 1a.)  
 1c. Peppers, Jabrill (25).....DB.....Michigan  
 (from Houston, see 1b.)  
 1d. Njoku, David (29).....TE.....Miami (Fla.)  
 (from Green Bay for Browns' 2017 2nd and 4th round picks)  
 2a. (Browns' choice traded to Green Bay, see 1d.)

- 2b. Kizer, DeShone (52).....QB.....Notre Dame  
 (from Tennessee, see 2016 1b.)  
 3a. Ogunjobi, Larry (65).....DL.....Charlotte  
 3b. (Browns' compensatory choice traded to New England in 2016 for LB Jamie Collins)  
 4a. (Browns' choice traded to Green Bay, see 1d.)  
 4b. Wilson, Howard (126).....DB.....Houston  
 (from Denver along with 2017 7th round choice for two Browns' 2017 5th round choices)  
 4c. (Browns' compensatory choice traded to Philadelphia, see 2016 1a.)  
 4d. (Browns' compensatory choice traded to Houston for 2017 6th round choice, 2018 2nd round choice and QB Brock Osweiler)  
 5a. (Browns' choice traded to Denver, see 4b.)  
 5b. Johnson, Rod (160).....OL.....Florida State  
 (from New York Jets along with 2017 7th round choice for Browns' 2017 5th and 6th round choices)  
 5c. (Browns' choice traded to Denver, see 4b. choice from New England in 2016 for LB Barkevious Mingo)  
 5d. (Browns' choice traded to New York Jets, see 5b.)  
 6a. Brantley, Caleb (185).....DL.....Florida  
 6b. (Browns' choice traded to New York Jets, see 5b. choice from Houston, see 4d.)  
 7a. (Browns' choice traded to San Francisco in 2015 for P Andy Lee)  
 7b. Gonzalez, Zane (219).....K.....Arizona State  
 (from New York Jets 5b.)  
 7c. Dayes, Matthew (252).....RB.....North Carolina State  
 (from Denver 4b.)

## 2018 - NFL

- 1a. Mayfield, Baker (1).....QB.....Oklahoma  
 1b. Ward, Denzel (4).....DB.....Ohio State  
 (from Houston, see 2017 1b.)  
 2a. Corbett, Austin (33).....OL.....Nevada  
 2b. Chubb, Nick (35).....RB.....Georgia  
 (from Houston, see 2017 4d.)  
 2c. (Browns' choice traded to Indianapolis for 3rd and 6th round choices, choice from Philadelphia, see 2016 1a)  
 3a. (Browns' choice traded to Buffalo for QB Tyrion Taylor)  
 3b. Thomas, Chad (67).....DL.....Miami (Fla.)  
 4a. (Browns' choice, 5th round pick and QB DeShone Kizer traded to Green Bay for 4th and 5th round choices and DB Damarious Randall)  
 4b. Callaway, Antonio (105).....WR.....Florida  
 (from New England for Browns' 4th and 6th round choices)  
 4c. (Browns' choice traded to New England, see 4b., choice from Green Bay, see 4a.)  
 5a. (Browns' choice traded to Green Bay, see 4a.)  
 5b. Avery, Genard (150).....LB.....Memphis  
 (from Green Bay, see 4a.)  
 6a. Ratley, Damien (175).....WR.....Texas A&M  
 6b. (Browns' choice traded to New England, see 4c., choice from Indianapolis, see 2c.)  
 6c. Thomas, Simeon (188).....DB.....Louisiana-Lafayette  
 (from Washington for QB Kevin Hogan and 6th round choice)  
 6d. (Browns' choice traded to Washington, see 6c.)  
 7. (Browns' choice and DB Jason McCourty traded to New England for 6th round choice)

## 2019 - NFL

1. (Browns' choice, OL Kevin Zeitler, DB Jabrill Peppers and 3rd round choice traded to New York Giants for WR Odell Beckham Jr. and DL Olivier Vernon)  
 2a. Williams, Greedy (46).....DB.....Louisiana State  
 (from Indianapolis Colts for Browns' 2019 2nd and 5th round choices)  
 2b. (Browns' choice traded to Indianapolis, see 2a.)  
 3. Takitaki, Sione (80).....LB.....Brigham Young  
 4. Redwine, Sheldrick (119).....DB.....Miami (Fla.)  
 5a. (Browns' choice traded to Indianapolis, see 2a.)  
 (from Jacksonville Jaguars for RB Carlos Hyde)  
 5b. Wilson, Mack (155).....LB.....Alabama  
 5c. Seibert, Austin (170).....K.....Oklahoma  
 (from New England for WR Josh Gordon and 7th round choice)  
 6. Forbes, Drew (189).....T.....Southeast Missouri State  
 7a. Lewis Jr., Donnie (221).....CB.....Tulane  
 (from Jacksonville Jaguars for QB Cody Kessler)  
 7b. (Browns' choice traded to New Orleans Saints for DL Devaroe Lawrence)



## DRAFT CHOICES BY COLLEGE (UPDATED THROUGH 2019 DRAFT)

Abilene Christian.....2	Eastern Kentucky.....2	Loyola Marymount.....2	Pacific.....7	Texas-San Marcos.....3
Adams State.....1	Edinboro.....1	Maine.....2	Pennsylvania.....2	Texas Tech.....5
Akron.....3	Elizabeth City State.....2	Marshall.....3	Penn State.....10	Toledo.....8
Alabama.....11	Evansville.....1	Maryland.....14	Pittsburgh.....14	Towson.....1
Alabama A&M.....1	Florida.....12	Md. Eastern Shore.....2	Princeton.....2	Trinity.....1
Arizona.....15	Florida A&M.....1	Massachusetts.....3	Purdue.....22	Troy.....1
Arizona State.....7	Florida State.....15	McMurry.....1	Rice.....8	Tufts.....1
Arkansas.....8	Fresno State.....2	Memphis.....8	Rutgers.....1	Tulane.....9
Army.....1	Georgetown Coll. (Ky.)...1	Miami (Fla.).....16	St. Augustine's.....1	Tulsa.....4
Auburn.....8	Georgia.....12	Miami (Ohio).....8	St. Mary's.....1	Tuskegee.....1
Austin.....1	Georgia Tech.....5	Michigan.....18	Sam Houston State.....1	UCLA.....7
Baldwin-Wallace.....1	Grambling.....9	Michigan State.....20	San Diego State.....7	Utah.....4
Ball State.....1	Grand Valley State.....1	Middle Tennessee St.....1	San Francisco.....1	Utah State.....1
Baylor.....20	Hampden-Sydney.....1	Minnesota.....7	San Jose State.....4	Vanderbilt.....5
Bemidji State.....1	Harding.....1	Mississippi.....12	Santa Barbara.....1	Villanova.....4
Bluffton.....1	Hardin-Simmons.....2	Mississippi State.....8	Santa Clara.....3	Virginia.....9
Boise State.....1	Hawaii.....3	Missouri.....6	Shaw.....2	Virginia Military.....2
Boston College.....9	Heidelberg.....1	Missouri Valley.....1	South Carolina.....5	Virginia Tech.....8
Boston University.....5	Henderson State.....1	Morehead State.....1	South Carolina State.....1	Wake Forest.....6
Bowling Green.....10	Houston.....7	Morgan State.....3	South Florida.....2	Washington.....5
Brigham Young.....1	Idaho.....2	Muhlenberg.....1	Southeast Missouri St.....2	Washington State.....7
Brown.....1	Illinois.....14	Murray State.....2	Southeastern Louisiana.....2	Washington (St. Louis).....1
California.....9	Illinois State.....2	Nebraska.....16	Southern.....3	Washington & Lee.....1
California State (Pa.).....1	Indiana.....7	Nevada.....3	Southern California.....20	Wayne State.....1
Capital.....1	Iowa.....8	Nevada-Las Vegas.....3	Southern Con. State.....1	Waynesburg.....1
Carson-Newman.....1	Iowa State.....5	New Mexico.....2	Southern Methodist.....10	Weber State.....1
Central Florida.....1	Iowa State Teacher's.....1	New Mexico State.....2	Southern Mississippi.....7	West Alabama.....1
Central Michigan.....1	Jackson State.....3	Nicholls State.....1	Southwestern Okla St.....1	West Texas A&M.....3
Central Missouri.....1	John Carroll.....4	Norfolk State.....1	Stanford.....10	West Virginia.....5
Chadron State.....1	Johnson C. Smith.....2	North Carolina.....8	Stephen F. Austin.....1	Western Kentucky.....2
Chattanooga.....3	Kansas.....9	North Carolina Central.....3	Sterling.....1	Western Illinois.....2
Chico State.....1	Kansas State.....6	North Carolina State.....6	Superior State.....1	Western Michigan.....2
Cincinnati.....2	Kent State.....5	North Dakota State.....2	Syracuse.....12	Western Reserve.....1
Charlotte.....1	Kentucky.....7	North Texas.....4	Tampa.....1	Wichita.....1
Clarion.....1	Langston (Okla.).....1	Northern Colorado.....1	Tarleton State.....1	William & Mary.....2
Clemson.....9	Lehigh.....2	Northern Iowa.....1	Temple.....5	Winston-Salem State.....1
Colorado.....15	Lenoir-Rhyne.....1	Northern Michigan.....1	Tennessee.....12	Wisconsin.....10
Colorado State.....3	Lewis & Clark.....1	Northwestern.....6	Tennessee-Martin.....1	Wisconsin-La Crosse.....2
Dartmouth.....1	Liberty.....1	Northwestern Okla.....1	Tennessee State.....5	Wisconsin-River Falls.....1
Dayton.....3	Lincoln (Mo.).....1	Northwestern State.....4	Tennessee Tech.....1	Wisconsin-Whitewater.....1
Defiance.....1	Lindenwood.....1	Notre Dame.....15	Texas.....12	Wittenberg.....1
Denver.....1	Los Angeles State.....1	Ohio.....2	Texas-Arlington.....2	Wyoming.....3
Detroit Mercy.....2	Louisiana-Lafayette.....1	Ohio State.....34	Texas A&M.....15	Xavier.....6
Duke.....11	Louisiana Monroe.....1	Oklahoma.....15	Texas A&M Kingsville.....2	Youngstown State.....1
East Carolina.....2	Louisiana State.....10	Oklahoma State.....8	Texas A&M Comm.....1	
East Central (Okla.).....2	Louisiana Tech.....2	Oregon.....6	Texas Christian.....6	
East Tennessee St.....1	Louisville.....3	Oregon State.....3	Texas-El Paso.....3	

## BROWNS TOP CHOICE BY SCHOOL

Ohio State University leads all schools with 34 players selected by the Browns in the NFL Draft. The Big Ten Conference represents three of the top schools with the most players chosen by the Browns.

	School	Draftees
1.	Ohio State	34
2.	Purdue	22
3.	Baylor	20
	Michigan State	20
	Southern California	20



## 1999 EXPANSION DRAFT

1. OL Jim Pyne (Detroit); 2. DE Hurvin McCormack (Dallas); 3. OL Scott Rehberg (New England); 4. WR Damon Gibson (Cincinnati); 5. C Steve Gordon (San Francisco); 6. LB/FB Tarek Saleh (Carolina); 7. OL Jeff Buckley (Miami); 8. LB Jason Kyle (Seattle); 9. DE Rod Manuel (Pittsburgh); 10. LB Lenoy Jones (Tennessee); 11. DB Tim McTyer (Philadelphia); 12. LB Elijah Alexander (Indianapolis); 13. OT Pete Swanson (Kansas City); 14. DB Jerome Williams (San Diego); 15. DB Marlon Forbes (Chicago); 16. WR Justin Armour (Denver); 17. OL Paul Wiggins (Washington); 18. DB Duane Butler (Minnesota); 19. WR Fred Brock (Arizona); 20. DB Kory Blackwell (New York Giants); 21. DB Kevin Devine (Jacksonville); 22. DB Ray Jackson (Buffalo); 23. OL Jim Bundren (New York Jets); 24. OL Ben Cavil (Baltimore); 25. RB Michael Blair (Green Bay); 26. DL Antonio Anderson (Dallas); 27. OL Orlando Bobo (Minnesota); 28. LB James Williams (San Francisco); 29. QB Scott Milanovich (Tampa Bay); 30. DB Eric Stokes (Seattle); 31. RB Ronald Moore (Arizona); 32. FB Clarence Williams (Buffalo); 33. WR Freddie Solomon (Philadelphia); 34. DB Brandon Sanders (New York Giants); 35. DL Mike Thompson (Cincinnati); 36. RB Jerris McPhail (Detroit); 37. CB Antonio Langham (San Francisco).

## FREE AGENCY

### 2019

**Players Signed by Browns:** TE Demetrius Harris (Kansas City); OL Eric Kush (Chicago); OL Kendall Lamm (Houston); DL Sheldon Richardson (Minnesota); LB Adarius Taylor (Tampa Bay).  
**Former Browns Players Signed by Other Clubs:** DB E.J. Gaines (Buffalo); WR Breshad Perriman (Tampa Bay); QB Tyrod Taylor (Los Angeles Chargers); OL Earl Watford (Tampa Bay).

### 2018

**Players Signed by Browns:** DB T.J. Carrie (Oakland); TE Darren Fells (Detroit); DB E.J. Gaines (Buffalo); OL Chris Hubbard (Pittsburgh); RB Carlos Hyde (San Francisco); WR Jeff Janis (Green Bay); DB Terrance Mitchell (Kansas City); DL Chris Smith (Cincinnati); QB Drew Stanton (Arizona); OL Donald Stephenson (Denver).  
**Former Browns Players Signed by Other Clubs:** RB Isaiah Crowell (New York Jets); OL Marcus Martin (Dallas).

### 2017

**Players Signed by Browns:** WR Kenny Britt (Los Angeles Rams); OL Matt McCants (Chicago); OL JC Tretter (Green Bay); OL Kevin Zeitler (Cincinnati).

**Former Browns Players Signed by Other Clubs:** DB Jordan Poyer (Buffalo); WR Terrelle Pryor Sr. (Washington).

### 2016

**Players Signed by Browns:** LB Demario Davis (New York Jets).  
**Former Browns Players Signed by Other Clubs:** DB Johnson Bademosi (Detroit); WR Travis Benjamin (San Diego); DB Tashaun Gipson (Jacksonville); OL Alex Mack (Atlanta); LB Craig Robertson (New Orleans); OL Mitchell Schwartz (Kansas City).

### 2015

**Players Signed by Browns:** TE Rob Houser (Arizona); WR Tramon Williams (Green Bay).  
**Former Browns Players Signed by Other Clubs:** WR Miles Austin (Philadelphia); TE Jordan Cameron (Miami); QB Brian Hoyer (Houston); DL Anthony Rubin (Seattle); LB Jabbaal Sheard (New England); DB Buster Skrine (New York Jets).

### 2014

**Players Signed by Browns:** DB Aaron Berry (New York Jets); LB Karlos Dansby (Arizona); TE Jim Dray (Arizona); WR \*Andrew Hawkins (Cincinnati); DB Jim Leonhard (Buffalo); OL Paul McQuistan (Seattle); RB Ben Tate (Houston); DB Donte Whitner (San Francisco).

**Former Browns Players Signed by Other Clubs:** OL Oniel Cousins (Tampa Bay); OL Shawn Lauvao (Washington); DB T.J. Ward (Denver).  
Note: \*Restricted free agent

### 2013

**Players Signed by Browns:** TE Gary Barnidge (Carolina); DL Desmond Bryant (Oakland); OL Rashad Butler (Houston); QB Jason Campbell (Chicago); K Shayne Graham (Houston); LB Quentin Groves (Arizona); LB Paul Kruger (Baltimore); DB Chris Owens (Atlanta).

**Former Browns Players Signed by Other Clubs:** WR Joshua Cribbs (Oakland); K Phil Dawson (San Francisco); QB Josh Johnson (Cincinnati); LB Kaluka Mayava (Oakland); WR Mohamed Massaquoi (Jacksonville); DL Froste Rucker (Arizona); TE Alex Smith (Cincinnati); DB Ray Ventrone (San Francisco); TE Benjamin Watson (New Orleans).

### 2012

**Players Signed by Browns:** DL Froste Rucker (Cincinnati); DL Juqua Parker (Philadelphia).

**Former Browns Players Signed by Other Clubs:** DB Mike Adams (Denver); OL Artis Hicks (Miami); RB Peyton Hillis (Kansas City); OL Steve Vallos (Philadelphia).

### 2011

**Players Signed by Browns:** RB Brandon Jackson (Green Bay); DB Dimitri Patterson (Philadelphia); DB Usama Young (New Orleans).

**Former Browns Players Signed by Other Clubs:** DB Abram Elam (Dallas); DB Sabby Piscitelli (Kansas City); WR Chansi Stuckey (Arizona); LB Jason Trusnik (Miami); FB Lawrence Vickers (Houston); OL Floyd Womack (Arizona); DB Eric Wright (Detroit).

### 2010

**Players Signed by Browns:** LB Scott Fujita (New Orleans); OL Tony Pashos (San Francisco); TE Benjamin Watson (New England).

**Former Browns Players Signed by Other Clubs:** TE Michael Gaines (Houston); OL Rex Hadnot (Arizona).

### 2009

**Players Signed by Browns:** LB Eric Barton (New York Jets); LB David Bowens (New York Jets); DB Corey Ivy (Baltimore); DL C. J. Mosley (New York Jets); DB Hank Poteat (New York Jets); OL John St. Clair (Chicago); OL Floyd Womack (Seattle).

**Former Browns Players Signed by Other Clubs:** LB Andra Davis (Denver); DB Travis Daniels (Kansas City); TE Darrell Dinkins (New Orleans); DB Sean Jones (Philadelphia); OL Seth McKinney (Buffalo); RB Jason Wright (Arizona); OL Scott Young (Denver).

### 2008

**Players Signed by Browns:** OL Rex Hadnot (Miami); LB Shantee Orr (Jacksonville); WR Donte Stallworth (New England).

**Former Browns Players Signed by Other Clubs:** DB Ricardo Colclough (Carolina); DL \*Simon Fraser (Atlanta); LB Matt Stewart (Arizona); LB Chaun Thompson (Houston).

Note: \*Restricted free agent

### 2007

**Players Signed by Browns:** RB Jamal Lewis (Baltimore); OL Seth McKinney (Miami); LB Antwan Peek (Houston); OL Eric Steinbach (Cincinnati); DL Robaire Smith (Tennessee); DT \*Shaun Smith (Cincinnati); DB Kenny Wright (Washington).

**Former Browns Players Signed by Other Clubs:** DE Alvin McKinley (Denver); WR Dennis Northcutt (Jacksonville); S Brian Russell (Seattle); FB Terrelle Smith (Arizona).

Note: \*Restricted free agent

### 2006

**Players Signed by Browns:** OL LeCharles Bentley (New Orleans); TE Darrell Dinkins (Baltimore); OL Bob Hallen (San Diego); WR Joe Jurevicius (Seattle); LB Willie McGinest (New England); OL Kevin Shaffer (Atlanta); DT Ted Washington (Oakland); P Dave Zastudil (Baltimore).

**Former Browns Players Signed by Other Clubs:** WR Antonio Bryant (San Francisco); TE Keith Heinrich (Miami); LB Kenard Lang (Denver); DB Michael Lehan (Miami); OL Mike Pucillo (Washington); TE Aaron Shea (San Diego); OL L.J. Shelton (Miami); LB Ben Taylor (Green Bay).

### 2005

**Players Signed by Browns:** OL Joe Andruzzi (New England); DB Gary Baxter (Baltimore); OL Coasey Coleman (Tampa Bay); DL Jason Fisk (San Diego); P Kyle Richardson (Cincinnati); DB \*Brian Russell (Minnesota); LB Matt Stewart (Atlanta).

**Former Browns Players Signed by Other Clubs:** LB \*Kevin Bentley (Seattle); OL Damon Cook (Miami); LB Barry Gardner (New York Jets); OL \*Joaquin Gonzalez (Indianapolis); DB Anthony Henry (Dallas); QB Kelly Holcomb (Buffalo); LB Warrick Holdman (Washington); DB Lewis Sanders (Houston).

Note: \*Restricted free agent



**2004**

**Players Signed by Browns:** DL Ebenezer Ekuban (Dallas); QB Jeff Garcia (San Francisco); OL Kelvin Garmon (San Diego); LB Warrick Holdman (Chicago); FB Terrelle Smith (New Orleans).

**Former Browns Players Signed by Other Clubs:** P Chris Gardocki (Pittsburgh); OL Shaun O'Hara (New York Giants); DB Lewis Sanders (Jacksonville); OL Barry Stokes (New York Giants).

**2003**

**Players Signed by Browns:** LB Barry Gardner (Philadelphia).

**Former Browns Players Signed by Other Clubs:** OL Dave Wohlabaugh (St. Louis); LB Earl Holmes (Detroit); DB Cory Fuller (Baltimore); LB Dwayne Rudd (Tampa Bay); DB Chris Atkins (New England); LS Ryan Kuehl (New York Giants).

**2002**

**Players Signed by Browns:** S Robert Griffith (Minnesota); LB Earl Holmes (Pittsburgh); DL Kenard Lang (Washington); WR Chris Sanders (Tennessee); OL Barry Stokes (Green Bay); OL Ryan Tucker (St. Louis).

**Former Browns Players Signed by Other Clubs:** DE Keith McKenzie (Chicago); OL Roman Oben (Tampa Bay); O.J. Santiago (Minnesota); DL Greg Spires (Tampa Bay).

**2001**

**Players Signed by Browns:** LB Brant Boyer (Jacksonville); TE Ricky Dudley (Oakland); RB Curtis Enis (Chicago); QB Kelly Holcomb (Indianapolis); LB Dwayne Rudd (Minnesota); FB Mike Sellers (Washington); DT Mark Smith (Arizona); OL Ross Verba (Green Bay).

**Former Browns Players Signed by Other Clubs:** FB Marc Edwards (New England); WR David Patten (New England).

**2000**

**Players Signed by Browns:** DB Percy Ellsworth (New York Giants); OL Everett Lindsay (Baltimore); DE Keith McKenzie (Green Bay); LB Marly Moore (New England); DT Roman Oben (New York Giants); WR David Patten (New York Giants); RB Errict Rhett (Baltimore); DL Orpheus Roye (Pittsburgh).

**Former Browns Players Signed by Other Clubs:** OL Orlando Bobo (Baltimore); T Lomas Brown (New York Giants); CB Antonio Langham (New England); QB Jamie Martin (Jacksonville); CB Ryan McNeil (Dallas); DB Marquez Pope (Oakland); OL Scott Rehberg (Cincinnati); WR Leslie Shepherd (Miami); LB-DE John Thierry (Green Bay).

**1999**

**Players Signed by Browns:** DE Derrick Alexander (Minnesota); DT Jerry Ball (Minnesota); T Lomas Brown (Arizona); T Orlando Brown (Baltimore); CB Corey Fuller (Minnesota); P Chris Gardocki (Indianapolis); DT Danus Holland (Detroit); DT John Jurkovic (Jacksonville); RB Terry Kirby (San Francisco); CB Ryan McNeil (St. Louis); LB Jamir Miller (Arizona); DB Marquez Pope (San Francisco); WR Leslie Shepherd (Washington); LB John Thierry (Chicago); C Dave Wohlabaugh (New England).

**1995**

**Players Signed by Browns:** DT Tim Goad (New England); WR Andre Rison (Atlanta); CB Johnny Thomas (Washington); RB Lorenzo White (Houston).

**Former Browns Players Signed by Other Clubs:** RB Randy Baldwin (Carolina); DT James Jones (Denver); LB Frank Stams (Carolina).

Note: lost WR Mark Carrier to Carolina in expansion draft.

**1994**

**Players Signed by Browns:** LB Carl Banks (Washington); RB Earnest Byner (Washington); CB Don Griffin (San Francisco); TE Walter Reeves (Arizona); QB Mark Rypien (Washington); OL Mike Withycombe (San Diego).

**Former Browns Players Signed by Other Clubs:** P Brian Hansen (New York Jets); CB Randy Hilliard (Denver); LB Mike Johnson (Detroit); LB Clay Matthews (Atlanta).

**1993**

**Players Signed by Browns:** WR Mark Carrier (Tampa Bay); OL Houston Hoover (Atlanta); WR Hassan Jones (Minnesota); CB Najee Mustafaa (Minnesota); QB Vinny Testaverde (Tampa Bay).

**Former Browns Players Signed by Other Clubs:** WR Webster Slaughter (Houston); TE Mark Bavaro (New England); QB Mike Tomczak (Pittsburgh).

**TRANSITION TAGGED PLAYERS**

**2013** - OL Alex Mack.

**FRANCHISE TAGGED PLAYERS**

**2011** - K Phil Dawson, **2012** - K Phil Dawson.

**PLAN "B" FREE AGENTS (1989-92)****1992**

**Players Signed by Browns During "Plan B" (11):** RB James Brooks (Cincinnati); WR Jamie Holland (L.A. Raiders); CB Alonzo Hampton (Tampa); TE Pete Holohan (Kansas City); WR Keenan McCardell (Washington); S Stevon Moore (Miami); LB Anthony Moss (N.Y. Giants); RB Bruce Perkins (Indianapolis); QB Terry Taylor (Detroit); RB Ron Wolfley (Arizona); S Tony Zachary (New England).

**Former Browns Players Signed by Other Clubs During "Plan B" (6):** DT Frank Conover (Green Bay); S Thane Gash (San Francisco); CB Ray Irvin (Kansas City); CB Joe King (Tampa Bay); WR Reggie Langhorne (Indianapolis); WR Mike Oliphant (Seattle).

**1991**

**Players Signed by Browns During "Plan B" (11):** TE Charles Arbuckle (New Orleans); LB David Brandon (San Diego); LB Richard Brown (San Diego); P Brian Hansen (New England); K Mike Lansford (L.A. Rams—failed physical); S Vince Newsome (L.A. Rams); QB Todd Philcox (Cincinnati); G John Rienstra (Pittsburgh); RB Lee Rouson (N.Y. Giants); K Matt Stover (N.Y. Giants); T Rob Woods (Kansas City).

**Former Browns Players Signed by Other Clubs During "Plan B" (6):** DE Robert Banks (Houston); LB Marcus Cotton (Seattle); DL Marion Jones (Tampa Bay); FB Tim Manoa (New Orleans); DT Chris Pike (San Diego); S Felix Wright (Minnesota).

**1990**

**Players Signed by Browns During "Plan B" (6):** C Mike Baab (New England); CB Raymond Clayborn (New England); LB Lawrence McGrew (New England); LB Ken Rose (N.Y. Jets); G Ralph Tamm (Washington); DE Rhondy Weston (Tampa Bay).

**Former Browns Players Signed by Other Clubs During "Plan B" (5):** CB Hanford Dixon (San Francisco); RB Keith Jones (Dallas); S Robert Lyons (Minnesota); WR Gerald McNeil (Houston); TE Ron Middleton (Washington).

**1989**

**Players Signed by Browns During "Plan B" (14):** DE Al Baker (Minnesota); OG Ted Banker (N.Y. Jets); DE Robert Banks (Houston); C Tom Baugh (Kansas City); WR Ray Butler (Seattle); RB Patrick Collins (Green Bay); DL Tom Gibson (New England); CB Kerry Glenn (N.Y. Jets); RB Keith Jones (L.A. Rams); LB Barry Krauss (Indianapolis); QB Mike Norseth (Cincinnati); WR Darryl Usher (New England); P Bryan Wagner (Chicago); WR Chris Woods (L.A. Raiders).

**Former Browns Players Signed by Other Clubs During "Plan B" (10):** DE Sam Clancy (Indianapolis); S Danny Copeland (Kansas City); NT Bob Golic (L.A. Raiders); K Jeff Jaeger (L.A. Raiders); TE Jeff Modesitt (Atlanta); P Max Runager (Kansas City); QB Steve Slayden (Kansas City); WR Clarence Weathers (Indianapolis); G Larry Williams (San Diego); C Frank Winters (N.Y. Giants).



## TEAM TRADE HISTORY SINCE 1999

**2/12/1999**

Cleveland acquired defensive end Roy Barker and tight end Irv Smith from San Francisco for past considerations.

**2/26/1999**

Cleveland traded a fourth-round selection (110th overall) and a fifth-round selection (134th overall) in the 1999 NFL Draft to San Francisco for quarterback Ty Detmer and a fourth-round selection (124th overall) in 1999.

**4/18/1999**

Cleveland traded a fourth-round draft choice (96th overall) in 1999 to San Francisco for fullback Marc Edwards.

**4/18/1999**

Cleveland traded a sixth-round selection (170th overall) in the 1999 NFL Draft to Seattle for two sixth-round picks (187th overall and 191st overall).

**4/18/1999**

Cleveland traded two seventh-round picks (221st and 253rd overall) in the 1999 NFL Draft to Chicago for a sixth-round (174th overall) pick.

**4/22/1999**

Cleveland acquired running back Sedrick Shaw from New England for past considerations.

**9/28/1999**

Cleveland traded defensive tackle Jerry Ball to Minnesota for defensive end Stalin Colinet and a seventh-round draft choice.

**10/19/1999**

Cleveland traded a sixth-round (167th overall) selection in the 2000 NFL Draft to Miami for running back Karim Abdul-Jabbar.

**4/16/2000**

Cleveland traded two seventh-round (223rd and 254th overall) picks to Chicago for two seventh-round draft choices (209th and 225th overall).

**8/14/2001**

Cleveland traded offensive lineman Everett Lindsay to Minnesota for a conditional draft choice.

**8/28/2001**

Cleveland traded wide receiver Darrin Chiaverini to Dallas for a conditional draft choice; however, the conditions of the trade were not met and the Browns did not receive compensation.

**9/2/2001**

Cleveland traded quarterback Ty Detmer to Detroit for a fourth-round choice in the 2002 NFL Draft.

**9/2/2001**

Cleveland traded running back Travis Prentice and quarterback Spergon Wynn to Minnesota for conditional draft choices.

**10/16/2001**

Cleveland traded defensive end Stalin Colinet to Minnesota for a conditional draft choice.

**3/8/2002**

Cleveland traded a conditional seventh-round draft choice in 2004 to Miami for running back J.J. Johnson.

**4/20/2002**

Cleveland traded linebacker Wali Rainer and a third-round draft choice (79th overall) to Jacksonville for a third-round draft choice (76th overall).

**4/21/2002**

Cleveland traded a fifth-round draft choice (147th overall) and a sixth-round draft choice (189th overall) to Oakland for a fourth-round choice (122nd overall).

\*Cleveland's trades with Minnesota involving Everett Lindsay, Travis Prentice, Spergon Wynn and Stalin Colinet ultimately resulted in the Browns receiving fifth round draft choices from Minnesota in the 2002 and 2003 NFL Draft.

**8/31/2002**

Cleveland traded a seventh-round draft choice in the 2003 draft to San Diego for tight end Steve Heiden (Chargers also had the option of switching sixth-round picks in 2003).

**2/28/2003**

Cleveland traded tight end Mark Campbell to Buffalo for an undisclosed 2004 draft choice.

**4/24/2004**

Cleveland traded a 2004 first-round and second-round choices to Detroit for the Lions 2004 first-round choice (sixth overall).

Cleveland traded a 2004 third-round, fifth-round and sixth-round choices to Indianapolis for a second and fifth-round choices.

**3/2/2005**

Cleveland traded defensive lineman Gerard Warren to Denver for a fourth round choice in the 2005 draft.

**3/5/2005**

Cleveland traded a 2005 fourth-round draft choice to Seattle for quarterback Trent Dilfer.

**3/30/2005**

Cleveland traded defensive ends Ebenezer Ekuban and Michael Myers to Denver for running back Reuben Droughns.

**4/24/2005**

Cleveland traded quarterback Luke McCown to Tampa Bay for a 2005 sixth-round draft choice (203rd overall).

**8/22/2005**

Cleveland traded wide receiver Andre Davis to New England for an undisclosed draft choice.

**9/4/2005**

Cleveland traded offensive lineman Melvin Fowler to Minnesota for offensive lineman Nat Dorsey.

**3/20/2006**

Cleveland traded safety Chris Crocker to Atlanta for a fourth-round choice in the 2006 NFL draft.

**4/29/2006**

Cleveland traded a 2006 first-round choice (12th overall) to Baltimore for a 2006 first-round choice (13th overall) and 2006 sixth-round choice (181st overall).

Cleveland traded center Jeff Faine and a 2006 second-round choice (43rd overall) to New Orleans for a 2006 second-round choice (34th overall).

**5/4/2006**

Cleveland traded quarterback Trent Dilfer to San Francisco for an undisclosed 2007 draft choice and quarterback Ken Dorsey.

**8/8/2006**

Cleveland traded an undisclosed draft pick to New England for offensive lineman Ross Tucker.

**8/22/2006**

Cleveland traded wide receiver Carlton Brewster to Green Bay for defensive back Therrian Fontenot.

**8/24/2006**

Cleveland traded a conditional draft choice to Chicago for offensive lineman Lennie Friedman.

**9/2/2006**

Cleveland traded an undisclosed 2008 draft choice to Philadelphia for offensive lineman Hank Fraley.

**3/9/2007**

Cleveland traded running back Reuben Droughns to N.Y. Giants for wide receiver Tim Carter.

**4/28/2007**

Cleveland traded a 2007 second-round choice (36th overall) and a 2008 first-round choice to Dallas for a 2007 first-round choice (22nd overall).

**4/28/2007**

Cleveland traded its 2007 third-round (67th overall), fourth-round (103rd overall) and their sixth-round choice (178th overall) to Dallas for a second-round choice (53rd overall) and sixth-round choice (195th overall).

**4/29/2007**

Cleveland traded a sixth-round choice (195th overall) to Dallas for a sixth-round choice (200th overall) and a seventh-round choice (234th overall).

**9/11/2007**

Cleveland traded quarterback Charlie Frye to Seattle for a 2008 sixth-round draft choice.

**2/29/2008**

Cleveland traded a 2008 second-round draft choice to Green Bay for defensive lineman Corey Williams.

STAFF

PLAYERS

2018 SEASON

HISTORY

RECORDS

GAME DAY



**3/4/2008**

Cleveland traded defensive back Leigh Bodden and a 2008 third-round draft choice to Detroit for defensive lineman Shaun Rogers.

**4/27/2008**

Cleveland traded a 2008 fourth-round choice (122nd overall) and a 2008 fifth-round choice (155th overall) to Dallas for a 2008 fourth round choice (104th overall).

**4/27/2008**

Cleveland traded a 2009 third-round selection to Dallas for a 2008 fourth-round selection (111th overall).

**4/27/2008**

Cleveland traded a 2009 fifth-round selection to Philadelphia for a 2008 sixth-round selection (191st overall).

**8/20/2008**

Cleveland traded an undisclosed draft choice to Miami for defensive back Travis Daniels.

**2/27/2009**

Cleveland traded tight end Kellen Winslow to Tampa Bay for undisclosed draft picks.

**4/25/2009**

Cleveland traded a 2009 first-round selection (fifth overall) to N.Y. Jets for a 2009 first-round choice (17th overall), second-round choice (52nd overall), and defensive lineman Kenyon Coleman, defensive back Abram Elam and quarterback Brett Ratliff.

Cleveland traded a 2009 first-round choice (17th overall) to Tampa Bay for a 2009 first-round choice (19th overall) and sixth-round choice (191st overall).

Cleveland traded a 2009 first-round choice (19th overall) to Philadelphia for a 2009 first-round choice (21st overall) and sixth-round choice (195th overall).

**9/1/2009**

Cleveland traded defensive lineman Louis Leonard to Carolina for an undisclosed draft choice.

**10/7/2009**

Cleveland traded wide receiver Braylon Edwards to N.Y. Jets for wide receiver Chansi Stuckey, linebacker Jason Trusnik and undisclosed draft choices.

**3/3/2010**

Cleveland traded defensive lineman Corey Williams and a 2010 seventh-round draft choice to Detroit Lions for a 2010 fifth-round pick.

**3/10/2010**

Cleveland traded an undisclosed 2011 draft choice to Seattle for quarterback Seneca Wallace.

**3/14/2010**

Cleveland traded quarterback Brady Quinn to Denver for running back Peyton Hillis and a 2011 sixth-round draft choice and a 2012 conditional draft choice.

**3/15/2010**

Cleveland traded linebacker Kamerion Wimbley to Oakland for a 2010 third-round pick (85th overall).

**4/6/2010**

Cleveland traded linebacker Alex Hall, a 2010 fourth-round draft choice and a 2010 fifth-round draft choice to Philadelphia for defensive back Sheldon Brown and linebacker Chris Gocong.

**4/24/2010**

Cleveland traded a 2010 third-round (92nd overall) and two fifth-round selections (134th and 146th overall) to Philadelphia for a 2010 second round choice (59th).

**10/6/2010**

Cleveland traded 2012 sixth-round draft choice to Minnesota for defensive lineman Jayme Mitchell.

**10/14/2010**

Cleveland traded running back Jerome Harrison to Philadelphia for running back Mike Bell.

**4/28/2011**

Cleveland traded a 2011 first-round (6th overall) selection to Atlanta for a 2011 first (27th overall), second (59th overall) and fourth (124th overall) round choices along with a 2012 first round and fourth round picks.

**4/28/2011**

Cleveland traded a 2011 first (27th overall) and third (70th overall) round choices to Kansas City for a 2011 first-round (21st overall) pick.

**4/30/2011**

Cleveland traded two 2011 sixth (168th and 170th overall) round choices to Minnesota for a 2011 fifth-round (150th overall) pick.

**8/1/2011**

Cleveland traded an undisclosed 2012 draft choice to St. Louis for OL John Greco.

**4/26/2012**

Cleveland traded a 2012 first (fourth overall), fourth (118th overall), fifth (139th overall) and seventh (211th overall) round choices to Minnesota for a 2012 first round (third overall) choice.

**4/27/2012**

Cleveland traded a 2012 third (67th overall) round choice to Denver for a 2012 third (87th overall) and fourth (120th overall) round choices.

**8/31/2012**

Cleveland traded DB David Sims and a 2013 seventh round choice to Philadelphia for a 2013 sixth round choice.

**4/1/2013**

Cleveland traded QB Colt McCoy and a 2013 sixth round choice to San Francisco for a 2013 fifth and seventh round choices.

**4/11/2013**

Cleveland traded LB Emmanuel Acho to Philadelphia for RB Dion Lewis.

**4/26/2013**

Cleveland traded 2013 fourth (104th) and fifth (164th) round choices to Miami for WR Davone Bess and 2013 fourth (111th) and seventh (217th) round choices.

**4/27/2013**

Cleveland traded a 2013 fourth round choice (111th overall) to Pittsburgh for a 2014 third-round choice.

**4/27/2013**

Cleveland traded a 2013 fifth round choice (139th overall) to Indianapolis for a 2014 fourth round choice.

**9/19/2013**

Cleveland traded RB Trent Richardson to Indianapolis for 2014 first-round pick.

**5/8/2014**

Cleveland traded the fourth overall pick to the Bills and received the ninth pick and the Bills' 2015 first- and fourth-round picks.

Cleveland acquired the eighth pick from Minnesota in exchange for the ninth pick and the 145th pick.

Cleveland acquired the 22nd pick from Philadelphia in exchange for the 26th pick and the 83rd pick.

**5/9/2014**

Cleveland acquired the 94th pick from San Francisco in exchange for the 106th pick and the 180th pick.

**5/10/2014**

Cleveland traded the 218th pick to the Ravens and received their 2015 sixth-round pick.

**5/1/2015**

Cleveland acquired the 51st, 116th and 195th picks from Houston in exchange for the 43rd and 229th picks.

**5/1/2015**

Cleveland acquired the 96th and 219th picks from New England in exchange for the 111th, 147th and 202nd round picks.

**5/2/2015**

Cleveland acquired the 123rd, 198th and 241st round picks from Arizona in exchange for the 116th pick.

**6/8/2015**

Cleveland traded an undisclosed draft pick to San Francisco for P Andy Lee.

**9/6/2015**

Cleveland traded RB Terrance West to Tennessee for a conditional 2016 pick.

**9/11/2015**

Cleveland traded DL Billy Winn to Indianapolis for a conditional 2017 pick.

**4/20/2016**

Cleveland traded 2016 first (2nd overall) and a 2017 conditional fourth round pick to Philadelphia for the Eagles' 2016 first (8th), third (77th) and fourth (100th) round picks and 2017 first and 2018 second round picks.



**4/28/2016**

Cleveland traded 2016 first (8th overall) and sixth (176th overall) round picks to Tennessee for the Titans' 2016 first (15th overall), third (76th overall) and 2017 second round picks.

**4/29/2016**

Cleveland traded third (77th overall) and fifth (141st overall) round picks to Carolina for the Panthers' third (93rd overall), fourth (129th overall) and fifth (168th overall) round picks.

**4/30/2016**

Cleveland traded fourth (100th overall) round pick to Oakland for the Raiders' fourth (114th overall) and fifth (154th overall) round picks.

**8/25/2016**

Cleveland traded LB Barkevious Mingo to New England for the Patriots' 2017 fifth-round pick.

**4/29/2016**

Cleveland traded P Andy Lee and a 2017 7th-round pick to Carolina for P Kasey Redfern and a 2018 fourth-round pick.

**9/3/2016**

Cleveland traded DB Justin Gilbert to Pittsburgh for the Steelers' 2018 sixth-round pick.

**8/31/2016**

Cleveland traded conditional draft pick to New England for LB Jamie Collins Sr.

**3/9/2017**

Cleveland traded 2017 fourth-round pick to Houston for 2018 second round pick, 2017 sixth round pick and QB Brock Osweiler.

**4/27/2017**

Cleveland traded 2017 first-round (12th overall) pick to Houston for Texans' 2017 first (25th overall) and 2018 first round picks.

**4/27/2017**

Cleveland traded 2017 second (33rd overall) and fourth (108th overall) round picks to Green Bay for the Packers' first round (29th overall) pick.

**4/29/2017**

Cleveland traded two 2017 fifth (145th and 175th) round picks to Denver for the Broncos' fourth (126th) and seventh (252nd) round picks.

**4/29/2017**

Cleveland 2017 fifth (181st overall) and sixth (188th overall) to New York for the Jets' fifth (160th overall) and seventh (224th overall) round picks.

**6/1/2017**

Cleveland traded LB Demario Davis to New York Jets for DB Calvin Pryor III.

**8/31/2017**

Cleveland traded OL Cameron Erving to Kansas City for a 2018 conditional fifth-round pick.

**9/2/2017**

Cleveland traded 2018 sixth-round pick to Pittsburgh in exchange for WR Sammie Coates and 2019 seventh-round pick.

**3/14/2018**

Cleveland traded 2018 fourth-round pick and 2019 seventh-round pick to Miami in exchange for WR Jarvis Landry.

**3/14/2018**

Cleveland traded 2018 third-round pick to Buffalo in exchange for QB Tyrod Taylor.

**3/14/2018**

Cleveland traded QB DeShone Kizer, 2018 fourth-round pick and 2018 fifth-round pick to Green Bay in exchange for DB Damarious Randall, 2018 fourth-round pick and 2018 fifth-round pick.

**3/14/2018**

Cleveland traded DL Danny Shelton and 2018 fifth-round pick to New England in exchange for 2019 third-round pick.

**3/15/2018**

Cleveland traded DB Jason McCourty 2018 seventh-round pick to New England in exchange for 2018 sixth-round pick.

**3/28/2018**

Cleveland traded QB Cody Kessler to Jacksonville in exchange for 2019 conditional seventh-round pick.

**4/6/2018**

Cleveland traded QB Kevin Hogan and a 2018 sixth-round draft pick to Washington in exchange for 2018 sixth-round pick.

**4/27/2018**

Cleveland traded second-round (64th) pick to Indianapolis for Colts' third (67th overall) and sixth (178th) round picks.

**4/28/2018**

Cleveland traded fourth (114th) and sixth (178th) round picks to New England for Patriots' fourth-round (105th) pick.

**5/19/2018**

Cleveland traded DB Jamar Taylor to Arizona for Cardinals 2020 sixth-round pick.

**8/6/2018**

Cleveland traded WR Corey Coleman to Buffalo for Bills 2020 seventh-round pick.

**8/31/2018**

Cleveland traded OL Shon Coleman to San Francisco for 49ers 2019 seventh-round pick.

**9/1/2018**

Cleveland traded 2019 seventh-round pick to New Orleans for DL Devereaux Lawrence.

**9/17/2018**

Cleveland traded WR Josh Gordon and a conditional 2019 seventh-round pick to New England for Patriots' 2019 fifth-round pick.

**10/19/2018**

Cleveland traded RB Carlos Hyde to Jacksonville for Jaguars 2019 fifth-round pick.

**3/14/2019**

Cleveland traded DB Jabrill Peppers, OL Kevin Zeitler, 2019 first-round pick and 2019 third round pick to New York Giants for WR Odell Beckham Jr. and DL Olivier Vernon.

**4/1/2019**

Cleveland traded DL Emmanuel Ogbah to Kansas City for DB Eric Murray.

## ORANGE & BROWN SCRIMMAGE

The Orange & Brown Scrimmage returns to FirstEnergy Stadium on Saturday, Aug. 3. In support of Browns Give Back's commitment to improving the quality of education for students in Ohio, proceeds from \$5 tickets to the event benefit the Cleveland Browns Foundation "Get to School" campaign to encourage school attendance so all kids can succeed. Additionally, all of the Browns' net proceeds from sales at the training camp Pro Shop benefit the Foundation, matching the process for all transactions at FirstEnergy Stadium's Pro Shop.



# BROWNS VS. NFL TEAMS

\*Indicates playoff game

## RESULTS VS. ARIZONA CARDINALS

Chicago Cardinals	10/15/1950	W	34-24
at Chicago Cardinals	11/5/1950	W	10-7
at Chicago Cardinals	11/4/1951	W	34-17
Chicago Cardinals	12/2/1951	W	49-28
Chicago Cardinals	11/9/1952	W	28-13
at Chicago Cardinals	12/7/1952	W	10-0
at Chicago Cardinals	10/4/1953	W	27-7
Chicago Cardinals	11/29/1953	W	27-16
Chicago Cardinals	10/10/1954	W	31-7
at Chicago Cardinals	10/24/1954	W	35-3
at Chicago Cardinals	10/30/1955	W	26-20
Chicago Cardinals	12/11/1955	W	35-24
at Chicago Cardinals	9/30/1956	L	7-9
Chicago Cardinals	12/16/1956	L	7-24
at Chicago Cardinals	10/27/1957	W	17-7
Chicago Cardinals	12/1/1957	W	31-0
Chicago Cardinals	10/12/1958	W	35-28
at Chicago Cardinals	10/26/1958	W	38-24
at Chicago Cardinals	10/4/1959	W	34-7
Chicago Cardinals	10/18/1959	W	17-7
St. Louis Cardinals	11/13/1960	W	28-27
at St. Louis Cardinals	11/27/1960	T	17-17
St. Louis Cardinals	9/24/1961	W	20-17
at St. Louis Cardinals	10/29/1961	W	21-10
at St. Louis Cardinals	10/21/1962	W	34-7
St. Louis Cardinals	11/18/1962	W	38-14
St. Louis Cardinals	11/17/1963	L	14-20
at St. Louis Cardinals	12/1/1963	W	24-10
St. Louis Cardinals	9/20/1964	T	33-33
at St. Louis Cardinals	12/6/1964	L	19-28
St. Louis Cardinals	9/26/1965	L	13-49
at St. Louis Cardinals	12/19/1965	W	27-24
St. Louis Cardinals	9/25/1966	L	28-34
at St. Louis Cardinals	12/17/1966	W	38-10
St. Louis Cardinals	10/15/1967	W	20-16
at St. Louis Cardinals	12/10/1967	W	20-16
St. Louis Cardinals	10/13/1968	L	21-27
at St. Louis Cardinals	12/14/1968	L	16-27
St. Louis Cardinals	10/26/1969	T	21-21
at St. Louis Cardinals	12/14/1969	W	27-21
at St. Louis Cardinals	9/29/1974	L	7-29
at St. Louis Cardinals	10/28/1979	W	38-20
St. Louis Cardinals	9/8/1985	L	24-27 OT
at Phoenix Cardinals	10/23/1988	W	29-21
Arizona Cardinals	9/18/1994	W	32-0
at Arizona Cardinals	10/8/2000	L	21-29
Arizona Cardinals	11/16/2003	W	44-6
at Arizona Cardinals	12/2/2007	L	21-27
at Arizona Cardinals	12/18/2011	L	17-20 OT
Arizona Cardinals	11/1/2015	L	20-34
<b>Regular Season Totals</b>	<b>33-14-3</b>	<b>.690</b>	
<b>Home</b>	<b>15-7-2</b>	<b>.667</b>	
<b>Away</b>	<b>18-7-1</b>	<b>.712</b>	

## RESULTS VS. ATLANTA FALCONS

at Atlanta Falcons	10/30/1966	W	49-17
Atlanta Falcons	10/27/1968	W	30-7
Atlanta Falcons	10/31/1971	L	14-31
at Atlanta Falcons	10/17/1976	W	20-17
at Atlanta Falcons	9/17/1978	W	24-16
Atlanta Falcons	9/27/1981	W	28-17
at Atlanta Falcons	11/18/1984	W	23-7
Atlanta Falcons	11/8/1987	W	38-3
Atlanta Falcons	12/16/1990	W	13-10
at Atlanta Falcons	11/28/1993	L	14-17
Atlanta Falcons	12/29/2002	W	24-16
at Atlanta Falcons	11/12/2006	W	17-13
Atlanta Falcons	10/10/2010	L	10-20
at Atlanta Falcons	11/23/2014	W	26-24
Atlanta Falcons	11/10/2018	W	28-16
<b>Regular Season Totals</b>	<b>12-3-0</b>	<b>.800</b>	
<b>Home</b>	<b>6-2-0</b>	<b>.850</b>	
<b>Away</b>	<b>6-1-0</b>	<b>.857</b>	

## RESULTS VS. BALTIMORE RAVENS

at Baltimore Ravens	9/26/1999	L	10-17
Baltimore Ravens	11/7/1999	L	9-41

Baltimore Ravens	10/1/2000	L	0-12
at Baltimore Ravens	11/26/2000	L	7-44
Baltimore Ravens	10/21/2001	W	24-14
at Baltimore Ravens	11/18/2001	W	27-17
Baltimore Ravens	10/6/2002	L	21-26
at Baltimore Ravens	12/22/2002	W	14-13
at Baltimore Ravens	9/14/2003	L	13-33
Baltimore Ravens	12/21/2003	L	0-35
Baltimore Ravens	9/12/2004	W	20-3
at Baltimore Ravens	11/7/2004	L	13-27
at Baltimore Ravens	10/16/2005	L	3-16
Baltimore Ravens	1/1/2006	W	20-16
Baltimore Ravens	9/24/2006	L	14-15
at Baltimore Ravens	12/17/2006	L	17-27
Baltimore Ravens	9/30/2007	W	27-13
at Baltimore Ravens	11/18/2007	W	33-30 OT
at Baltimore Ravens	9/21/2008	L	10-28
Baltimore Ravens	11/2/2008	L	27-37
at Baltimore Ravens	9/27/2009	L	3-34
Baltimore Ravens	11/16/2009	L	0-16
at Baltimore Ravens	9/26/2010	L	17-24
Baltimore Ravens	12/26/2010	L	10-20
Baltimore Ravens	12/4/2011	L	10-24
at Baltimore Ravens	12/24/2011	L	14-20
at Baltimore Ravens	9/27/2012	L	16-23
Baltimore Ravens	11/4/2012	L	15-25
at Baltimore Ravens	9/15/2013	L	6-14
Baltimore Ravens	11/3/2013	W	24-18
at Baltimore Ravens	9/21/2014	L	21-23
at Baltimore Ravens	12/28/2014	L	10-20
at Baltimore Ravens	10/11/2015	W	33-30 OT
Baltimore Ravens	11/30/2015	L	27-33
Baltimore Ravens	9/18/2016	L	20-25
at Baltimore Ravens	11/10/2016	L	7-28
at Baltimore Ravens	9/17/2017	L	10-24
Baltimore Ravens	12/17/2017	L	10-27
Baltimore Ravens	10/7/2018	W	12-9 OT
at Baltimore Ravens	12/30/2018	L	24-26
<b>Regular Season Totals</b>	<b>10-30-0</b>	<b>.250</b>	
<b>Home</b>	<b>6-14-0</b>	<b>.300</b>	
<b>Away</b>	<b>4-16-0</b>	<b>.200</b>	

## RESULTS VS. BUFFALO BILLS

Buffalo Bills	11/26/1972	W	27-10
Buffalo Bills	11/24/1974	L	10-15
at Buffalo Bills	10/23/1977	W	27-16
Buffalo Bills	10/29/1978	W	41-20
at Buffalo Bills	11/1/1981	L	13-22
at Buffalo Bills	11/4/1984	W	13-10
Buffalo Bills	11/17/1985	W	17-7
at Buffalo Bills	12/7/1986	W	21-17
Buffalo Bills	11/15/1987	W	27-21
*Buffalo Bills	1/6/1990	W	34-30
Buffalo Bills	11/4/1990	L	0-42
Buffalo Bills	10/2/1995	L	19-22
at Buffalo Bills	12/12/2004	L	7-37
Buffalo Bills	12/16/2007	W	8-0
at Buffalo Bills	11/17/2008	W	29-27
at Buffalo Bills	10/11/2009	W	6-3
at Buffalo Bills	12/12/2010	L	6-13
Buffalo Bills	9/23/2012	L	14-24
Buffalo Bills	10/3/2013	W	37-24
at Buffalo Bills	11/30/2014	L	10-26
at Buffalo Bills	12/18/2016	L	13-33
<b>Regular Season Totals</b>	<b>11-9-0</b>	<b>.550</b>	
<b>Home</b>	<b>6-4-0</b>	<b>.600</b>	
<b>Away</b>	<b>5-5-0</b>	<b>.500</b>	
<b>Playoffs</b>	<b>1-0-0</b>	<b>1.000</b>	

## RESULTS VS. CAROLINA PANTHERS

Carolina Panthers	11/21/1999	L	17-31
Carolina Panthers	12/1/2002	L	6-13
at Carolina Panthers	10/8/2006	L	12-20
Carolina Panthers	11/28/2010	W	24-23
at Carolina Panthers	12/21/2014	L	13-17
Carolina Panthers	12/9/2018	W	26-20
<b>Regular Season Totals</b>	<b>2-4-0</b>	<b>.333</b>	
<b>Home</b>	<b>2-2-0</b>	<b>.500</b>	
<b>Away</b>	<b>0-2-0</b>	<b>.000</b>	



**RESULTS VS. CHICAGO BEARS**

Chicago Bears	11/25/1951	W	42-21
at Chicago Bears	11/14/1954	W	39-10
Chicago Bears	12/11/1960	W	42-0
at Chicago Bears	12/10/1961	L	14-17
Chicago Bears	10/22/1967	W	24-0
at Chicago Bears	11/30/1969	W	28-24
Chicago Bears	10/15/1972	L	0-17
Chicago Bears	11/3/1980	W	27-21
at Chicago Bears	9/7/1986	L	31-41
Chicago Bears	10/23/1989	W	27-7
Chicago Bears	11/29/1992	W	27-14
at Chicago Bears	11/4/2001	L	21-27 OT
Chicago Bears	10/9/2005	W	20-10
at Chicago Bears	11/1/2009	L	6-30
Chicago Bears	12/15/2013	L	31-38
at Chicago Bears	12/24/2017	L	3-20
<b>Regular Season Totals</b>	<b>9-7-0</b>		<b>.563</b>
<b>Home</b>	<b>7-2-0</b>		<b>.778</b>
<b>Away</b>	<b>2-5-0</b>		<b>.286</b>

**RESULTS VS. CINCINNATI BENGALS**

Cincinnati Bengals	10/11/1970	W	30-27
at Cincinnati Bengals	11/15/1970	L	10-14
at Cincinnati Bengals	10/17/1971	W	27-24
Cincinnati Bengals	12/5/1971	W	31-27
Cincinnati Bengals	10/1/1972	W	27-6
at Cincinnati Bengals	12/9/1972	W	27-24
Cincinnati Bengals	10/7/1973	W	17-10
at Cincinnati Bengals	12/9/1973	L	17-34
at Cincinnati Bengals	9/15/1974	L	7-33
Cincinnati Bengals	10/13/1974	L	24-34
at Cincinnati Bengals	9/21/1975	L	17-24
Cincinnati Bengals	11/23/1975	W	35-23
Cincinnati Bengals	10/3/1976	L	24-45
at Cincinnati Bengals	10/31/1976	L	6-21
at Cincinnati Bengals	9/18/1977	W	13-3
Cincinnati Bengals	11/6/1977	L	7-10
Cincinnati Bengals	9/10/1978	W	13-10 OT
at Cincinnati Bengals	12/17/1978	L	16-48
Cincinnati Bengals	10/21/1979	W	28-27
at Cincinnati Bengals	12/16/1979	L	12-16
Cincinnati Bengals	11/23/1980	W	31-7
at Cincinnati Bengals	12/21/1980	W	27-24
at Cincinnati Bengals	9/20/1981	W	20-17
Cincinnati Bengals	11/29/1981	L	21-41
at Cincinnati Bengals	12/12/1982	L	10-23
Cincinnati Bengals	9/15/1983	W	17-7
at Cincinnati Bengals	10/23/1983	L	21-28
at Cincinnati Bengals	10/21/1984	L	9-12
Cincinnati Bengals	12/2/1984	L	17-20 OT
at Cincinnati Bengals	11/10/1985	L	10-27
Cincinnati Bengals	11/24/1985	W	24-6
Cincinnati Bengals	9/18/1986	L	13-30
at Cincinnati Bengals	12/14/1986	W	34-3
at Cincinnati Bengals	10/18/1987	W	34-0
Cincinnati Bengals	12/13/1987	W	38-24
at Cincinnati Bengals	9/25/1988	L	17-24
Cincinnati Bengals	10/30/1988	W	23-16
at Cincinnati Bengals	9/25/1989	L	14-21
Cincinnati Bengals	12/3/1989	L	0-21
Cincinnati Bengals	10/22/1990	L	13-34
at Cincinnati Bengals	12/30/1990	L	14-21
Cincinnati Bengals	9/15/1991	W	14-13
at Cincinnati Bengals	11/3/1991	L	21-23
at Cincinnati Bengals	11/1/1992	L	10-30
Cincinnati Bengals	12/6/1992	W	37-21
Cincinnati Bengals	9/5/1993	W	27-14
at Cincinnati Bengals	10/17/1993	W	28-17
at Cincinnati Bengals	9/4/1994	W	28-20
Cincinnati Bengals	10/23/1994	W	37-13
at Cincinnati Bengals	10/29/1995	W	29-26 OT
Cincinnati Bengals	12/17/1995	W	26-10
Cincinnati Bengals	10/10/1999	L	17-18
at Cincinnati Bengals	12/12/1999	L	28-44
at Cincinnati Bengals	9/10/2000	W	24-7
Cincinnati Bengals	10/29/2000	L	3-12
at Cincinnati Bengals	10/14/2001	L	14-24
Cincinnati Bengals	11/25/2001	W	18-0
Cincinnati Bengals	9/15/2002	W	20-7
at Cincinnati Bengals	11/17/2002	W	27-20

Cincinnati Bengals	9/28/2003	L	14-21
at Cincinnati Bengals	12/28/2003	W	22-14
Cincinnati Bengals	10/17/2004	W	34-17
at Cincinnati Bengals	11/28/2004	L	48-58
Cincinnati Bengals	9/11/2005	L	13-27
at Cincinnati Bengals	12/11/2005	L	20-23
at Cincinnati Bengals	9/17/2006	L	17-34
Cincinnati Bengals	11/26/2006	L	0-30
Cincinnati Bengals	9/16/2007	W	51-45
at Cincinnati Bengals	12/23/2007	L	14-19
at Cincinnati Bengals	9/28/2008	W	20-12
Cincinnati Bengals	12/21/2008	L	0-14
Cincinnati Bengals	10/4/2009	L	20-23 OT
at Cincinnati Bengals	11/29/2009	L	7-16
Cincinnati Bengals	10/3/2010	W	23-20
at Cincinnati Bengals	12/19/2010	L	17-19
Cincinnati Bengals	9/11/2011	L	17-27
at Cincinnati Bengals	11/27/2011	L	20-23
at Cincinnati Bengals	9/16/2012	L	27-34
Cincinnati Bengals	10/14/2012	W	34-24
Cincinnati Bengals	9/29/2013	W	17-6
at Cincinnati Bengals	11/17/2013	L	20-41
at Cincinnati Bengals	11/6/2014	W	24-3
Cincinnati Bengals	12/14/2014	L	0-30
at Cincinnati Bengals	11/5/2015	L	10-31
Cincinnati Bengals	12/6/2015	L	3-37
at Cincinnati Bengals	10/23/2016	L	17-31
Cincinnati Bengals	12/11/2016	L	10-23
Cincinnati Bengals	10/1/2017	L	7-31
at Cincinnati Bengals	11/26/2017	L	16-30
at Cincinnati Bengals	11/25/2018	W	35-20
Cincinnati Bengals	12/23/2018	W	26-18
<b>Regular Season Totals</b>	<b>41-50-0</b>		<b>.451</b>
<b>Home</b>	<b>25-20-0</b>		<b>.556</b>
<b>Away</b>	<b>16-30-0</b>		<b>.348</b>

**RESULTS VS. DALLAS COWBOYS**

at Dallas Cowboys	10/16/1960	W	48-7
Dallas Cowboys	10/1/1961	W	25-7
at Dallas Cowboys	12/3/1961	W	38-17
Dallas Cowboys	10/7/1962	W	19-10
at Dallas Cowboys	12/2/1962	L	21-45
at Dallas Cowboys	9/22/1963	W	41-24
Dallas Cowboys	11/24/1963	W	27-17
Dallas Cowboys	10/4/1964	W	27-6
at Dallas Cowboys	10/18/1964	W	20-16
Dallas Cowboys	10/17/1965	W	23-17
at Dallas Cowboys	11/21/1965	W	24-17
Dallas Cowboys	10/23/1966	W	30-21
at Dallas Cowboys	11/24/1966	L	14-26
Dallas Cowboys	9/17/1967	L	14-21
*at Dallas Cowboys	12/24/1967	L	14-52
at Dallas Cowboys	9/22/1968	L	7-28
*Dallas Cowboys	12/21/1968	W	31-20
Dallas Cowboys	11/2/1969	W	42-10
*at Dallas Cowboys	12/28/1969	W	38-14
Dallas Cowboys	12/12/1970	L	2-6
at Dallas Cowboys	12/7/1974	L	17-41
Dallas Cowboys	9/24/1979	W	26-7
at Dallas Cowboys	11/25/1982	L	14-31
at Dallas Cowboys	9/22/1985	L	7-20
Dallas Cowboys	12/4/1988	W	24-21
Dallas Cowboys	9/1/1991	L	14-26
at Dallas Cowboys	10/12/1994	W	19-14
at Dallas Cowboys	9/19/2004	L	12-19
Dallas Cowboys	9/7/2008	L	10-28
at Dallas Cowboys	11/18/2012	L	20-23 OT
Dallas Cowboys	11/6/2016	L	10-35
<b>Regular Season Totals</b>	<b>15-13-0</b>		<b>.536</b>
<b>Home</b>	<b>9-5-0</b>		<b>.643</b>
<b>Away</b>	<b>6-8-0</b>		<b>.429</b>
<b>Playoffs</b>	<b>2-1-0</b>		<b>.667</b>

**RESULTS VS. DENVER BRONCOS**

at Denver Broncos	12/20/1970	W	27-13
Denver Broncos	10/24/1971	L	0-27
at Denver Broncos	10/29/1972	W	27-20
Denver Broncos	10/27/1974	W	23-21
at Denver Broncos	10/19/1975	L	15-16
at Denver Broncos	9/26/1976	L	13-44
Denver Broncos	11/12/1978	L	7-19



Denver Broncos	10/5/1980	L	16-19
at Denver Broncos	11/8/1981	L	20-23 OT
at Denver Broncos	12/4/1983	L	6-27
Denver Broncos	9/16/1984	L	14-24
*Denver Broncos	1/11/1987	L	20-23 OT
*at Denver Broncos	1/17/1988	L	33-38
at Denver Broncos	11/13/1988	L	7-30
Denver Broncos	10/1/1989	W	16-13
*at Denver Broncos	1/14/1990	L	21-37
at Denver Broncos	10/8/1990	W	30-29
Denver Broncos	12/8/1991	L	7-17
Denver Broncos	9/27/1992	L	0-12
Denver Broncos	11/7/1993	L	14-29
at Denver Broncos	10/30/1994	L	14-26
at Denver Broncos	10/15/2000	L	10-44
at Denver Broncos	12/14/2003	L	20-23 OT
Denver Broncos	10/22/2006	L	7-17
Denver Broncos	11/6/2008	L	30-34
at Denver Broncos	9/13/2009	L	6-27
at Denver Broncos	12/23/2012	L	12-34
Denver Broncos	10/18/2015	L	23-26 OT
at Denver Broncos	12/15/2018	W	17-16
<b>Regular Season Totals</b>	<b>6-20-0</b>	<b>.231</b>	
<b>Home</b>	<b>2-10-0</b>	<b>.167</b>	
<b>Away</b>	<b>4-10-0</b>	<b>.286</b>	
<b>Playoffs</b>	<b>0-3-0</b>	<b>.000</b>	

### RESULTS VS. DETROIT LIONS

at Detroit Lions	11/2/1952	L	6-17
*Detroit Lions	12/18/1952	L	7-17
*at Detroit Lions	12/17/1953	L	16-17
Detroit Lions	12/19/1954	L	10-14
*Detroit Lions	12/26/1954	W	56-10
at Detroit Lions	12/8/1957	L	7-20
*at Detroit Lions	12/29/1957	L	14-59
Detroit Lions	11/9/1958	L	10-30
at Detroit Lions	12/8/1963	L	10-38
Detroit Lions	11/15/1964	W	37-21
at Detroit Lions	9/24/1967	L	14-31
Detroit Lions	10/5/1969	L	21-28
Detroit Lions	10/18/1970	L	24-41
at Detroit Lions	11/9/1975	L	10-21
at Detroit Lions	9/11/1983	W	31-26
Detroit Lions	9/28/1986	W	24-21
at Detroit Lions	11/23/1989	L	10-13
at Detroit Lions	12/13/1992	L	14-24
at Detroit Lions	10/8/1995	L	20-38
Detroit Lions	9/23/2001	W	24-14
Detroit Lions	10/23/2005	L	10-13
at Detroit Lions	11/22/2009	L	37-38
Detroit Lions	10/13/2013	L	17-31
at Detroit Lions	11/12/2017	L	24-38
<b>Regular Season Totals</b>	<b>4-16-0</b>	<b>.200</b>	
<b>Home</b>	<b>3-6-0</b>	<b>.333</b>	
<b>Away</b>	<b>1-10-0</b>	<b>.091</b>	
<b>Playoffs</b>	<b>1-3-0</b>	<b>.250</b>	

### RESULTS VS. GREEN BAY PACKERS

at Green Bay Packers	9/27/1953	W	27-0
Green Bay Packers	10/23/1955	W	41-10
at Green Bay Packers	11/4/1956	W	24-7
Green Bay Packers	10/15/1961	L	17-49
at Green Bay Packers	11/22/1964	L	21-28
*at Green Bay Packers	1/2/1966	L	12-23
Green Bay Packers	9/18/1966	L	20-21
at Green Bay Packers	11/12/1967	L	7-55
Green Bay Packers	12/7/1969	W	20-7
Green Bay Packers	9/17/1972	L	10-26
Green Bay Packers	10/19/1980	W	26-21
at Green Bay Packers	11/6/1983	L	21-35
Green Bay Packers	10/19/1986	L	14-17
Green Bay Packers	10/18/1992	W	17-6
Green Bay Packers	11/19/1995	L	20-31
at Green Bay Packers	12/23/2001	L	7-30
at Green Bay Packers	9/18/2005	W	26-24
Green Bay Packers	10/25/2009	L	3-31
at Green Bay Packers	10/20/2013	L	13-31
Green Bay Packers	12/10/2017	L	21-27 OT
<b>Regular Season Totals</b>	<b>7-13-0</b>	<b>.350</b>	
<b>Home</b>	<b>4-7-0</b>	<b>.364</b>	
<b>Away</b>	<b>3-6-0</b>	<b>.375</b>	
<b>Playoffs</b>	<b>0-1-0</b>	<b>.000</b>	

### RESULTS VS. HOUSTON TEXANS

Houston Texans	10/20/2002	W	34-17
at Houston Texans	1/2/2005	W	22-14
at Houston Texans	10/30/2005	L	16-19
at Houston Texans	12/31/2006	L	6-14
Houston Texans	11/25/2007	W	27-17
Houston Texans	11/23/2008	L	6-16
at Houston Texans	11/6/2011	L	12-30
Houston Texans	11/16/2014	L	7-23
at Houston Texans	10/15/2017	L	17-33
at Houston Texans	12/2/2018	L	13-29
<b>Regular Season Totals</b>	<b>3-7-0</b>	<b>.300</b>	
<b>Home</b>	<b>2-2-0</b>	<b>.500</b>	
<b>Away</b>	<b>1-5-0</b>	<b>.167</b>	

### RESULTS VS. INDIANAPOLIS COLTS

at Baltimore Colts	9/24/1950	W	31-0
Baltimore Colts	11/11/1956	L	7-21
at Baltimore Colts	11/11/1959	W	38-31
Baltimore Colts	10/14/1962	L	14-36
*Baltimore Colts	12/27/1964	W	27-0
at Baltimore Colts	10/20/1968	W	30-20
*Baltimore Colts	12/29/1968	L	0-34
at Baltimore Colts	9/26/1971	W	14-13
*Baltimore Colts	12/26/1971	L	3-20
Baltimore Colts	9/16/1973	W	24-14
at Baltimore Colts	11/2/1975	L	7-21
at Baltimore Colts	11/19/1978	W	45-24
Baltimore Colts	9/16/1979	W	13-10
at Baltimore Colts	11/9/1980	W	28-27
Baltimore Colts	10/25/1981	W	42-28
Baltimore Colts	11/27/1983	W	41-23
at Indianapolis Colts	11/2/1986	W	24-9
Indianapolis Colts	12/6/1987	L	7-9
*Indianapolis Colts	1/9/1988	W	38-21
Indianapolis Colts	9/19/1988	W	23-17
at Indianapolis Colts	12/10/1989	L	17-23 OT
at Indianapolis Colts	12/11/1991	W	31-0
at Indianapolis Colts	9/6/1992	L	3-14
at Indianapolis Colts	9/26/1993	L	10-23
at Indianapolis Colts	9/25/1994	W	21-14
Indianapolis Colts	12/26/1999	L	28-29
Indianapolis Colts	12/15/2002	L	23-28
Indianapolis Colts	9/7/2003	L	6-9
at Indianapolis Colts	9/25/2005	L	6-13
Indianapolis Colts	11/30/2008	L	6-10
at Indianapolis Colts	9/18/2011	W	27-19
at Indianapolis Colts	10/21/2012	L	13-17
Indianapolis Colts	12/7/2014	L	24-25
at Indianapolis Colts	9/24/2017	L	28-31
<b>Regular Season Totals</b>	<b>15-15-0</b>	<b>.500</b>	
<b>Home</b>	<b>5-8-0</b>	<b>.385</b>	
<b>Away</b>	<b>10-7-0</b>	<b>.588</b>	
<b>Playoffs</b>	<b>2-2-0</b>	<b>.500</b>	

### RESULTS VS. JACKSONVILLE JAGUARS

Jacksonville Jaguars	10/22/1995	L	15-23
at Jacksonville Jaguars	12/24/1995	L	21-24
at Jacksonville Jaguars	10/17/1999	L	7-24
Jacksonville Jaguars	12/19/1999	L	14-24
Jacksonville Jaguars	9/3/2000	L	7-27
at Jacksonville Jaguars	12/3/2000	L	0-48
at Jacksonville Jaguars	9/30/2001	W	23-14
Jacksonville Jaguars	12/16/2001	L	10-15
at Jacksonville Jaguars	12/8/2002	W	21-20
Jacksonville Jaguars	12/4/2005	L	14-20
at Jacksonville Jaguars	10/26/2008	W	23-17
Jacksonville Jaguars	1/3/2010	W	23-17
at Jacksonville Jaguars	11/21/2010	L	20-24
Jacksonville Jaguars	11/20/2011	W	20-14
Jacksonville Jaguars	12/1/2013	L	28-32
at Jacksonville Jaguars	10/19/2014	L	6-24
Jacksonville Jaguars	11/19/2017	L	7-19
<b>Regular Season Totals</b>	<b>5-12-0</b>	<b>.294</b>	
<b>Home</b>	<b>2-6-0</b>	<b>.222</b>	
<b>Away</b>	<b>3-5-0</b>	<b>.375</b>	



## RESULTS VS. KANSAS CITY CHIEFS

at Kansas City Chiefs	11/14/1971	L	7-13
Kansas City Chiefs	10/8/1972	L	7-31
at Kansas City Chiefs	12/2/1973	T	20-20
Kansas City Chiefs	12/14/1975	W	40-14
at Kansas City Chiefs	12/12/1976	L	14-39
Kansas City Chiefs	10/30/1977	W	44-7
at Kansas City Chiefs	10/22/1978	L	3-17
at Kansas City Chiefs	9/9/1979	W	27-24
Kansas City Chiefs	9/21/1980	W	20-13
at Kansas City Chiefs	9/30/1984	L	6-10
Kansas City Chiefs	10/12/1986	W	20-7
at Kansas City Chiefs	9/4/1988	W	6-3
Kansas City Chiefs	11/19/1989	T	10-10 OT
at Kansas City Chiefs	9/30/1990	L	0-34
Kansas City Chiefs	11/24/1991	W	20-15
at Kansas City Chiefs	11/20/1994	L	13-20
Kansas City Chiefs	9/24/1995	W	35-17
Kansas City Chiefs	9/8/2002	L	39-40
at Kansas City Chiefs	11/9/2003	L	20-41
Kansas City Chiefs	12/3/2006	W	31-28 OT
at Kansas City Chiefs	12/20/2009	W	41-34
Kansas City Chiefs	9/19/2010	L	14-16
Kansas City Chiefs	12/9/2012	W	30-7
at Kansas City Chiefs	10/27/2013	L	17-23
at Kansas City Chiefs	12/27/2015	L	13-17
Kansas City Chiefs	11/4/2018	L	21-37
<b>Regular Season Totals</b>	<b>11-13-2</b>		<b>.462</b>
<b>Home</b>	<b>8-4-1</b>		<b>.654</b>
<b>Away</b>	<b>3-9-1</b>		<b>.269</b>

## RESULTS VS. LOS ANGELES CHARGERS

San Diego Chargers	11/1/1970	L	10-27
at San Diego Chargers	11/13/1972	W	21-17
San Diego Chargers	10/28/1973	T	16-16
at San Diego Chargers	11/3/1974	L	35-36
San Diego Chargers	10/24/1976	W	21-17
at San Diego Chargers	12/4/1977	L	14-37
San Diego Chargers	9/7/1981	L	14-44
San Diego Chargers	12/5/1982	L	13-30
at San Diego Chargers	9/25/1983	W	30-24 OT
at San Diego Chargers	9/29/1985	W	21-7
San Diego Chargers	12/21/1986	W	47-17
at San Diego Chargers	11/1/1987	L	24-27 OT
San Diego Chargers	9/23/1990	L	14-24
at San Diego Chargers	10/20/1991	W	30-24 OT
San Diego Chargers	11/15/1992	L	13-14
at San Diego Chargers	12/3/1995	L	13-31
at San Diego Chargers	12/5/1999	L	10-23
San Diego Chargers	10/7/2001	W	20-16
San Diego Chargers	10/19/2003	L	20-26
San Diego Chargers	12/19/2004	L	0-21
at San Diego Chargers	11/5/2006	L	25-32
San Diego Chargers	12/6/2009	L	23-30
San Diego Chargers	10/28/2012	W	7-6
at San Diego Chargers	10/4/2015	L	27-30
San Diego Chargers	12/24/2016	W	20-17
at Los Angeles Chargers	12/3/2017	L	10-19
Los Angeles Chargers	10/14/2018	L	14-38
<b>Regular Season Totals</b>	<b>9-17-1</b>		<b>.352</b>
<b>Home</b>	<b>5-9-1</b>		<b>.367</b>
<b>Away</b>	<b>4-8-0</b>		<b>.333</b>

## RESULTS VS. LOS ANGELES RAMS

^Los Angeles Rams	12/24/1950	W	30-28
at Los Angeles Rams	10/7/1951	W	38-23
^at Los Angeles Rams	12/23/1951	L	17-24
Los Angeles Rams	9/28/1952	W	37-7
^at Los Angeles Rams	12/26/1955	W	38-14
Los Angeles Rams	11/24/1957	W	45-31
at Los Angeles Rams	9/28/1958	W	30-27
Los Angeles Rams	9/29/1963	W	20-6
at Los Angeles Rams	12/12/1965	L	7-42
Los Angeles Rams	9/29/1968	L	6-24
at Los Angeles Rams	12/16/1973	L	17-30
Los Angeles Rams	11/27/1977	L	0-9
Los Angeles Rams	11/26/1978	W	30-19
at Los Angeles Rams	10/4/1981	L	16-27
at Los Angeles Rams	9/9/1984	L	17-20
Los Angeles Rams	10/26/1987	W	30-17
Los Angeles Rams	12/2/1990	L	23-38

at Los Angeles Rams	12/26/1993	W	42-14
at St. Louis Rams	10/24/1999	L	3-34
St. Louis Rams	12/8/2003	L	20-26
at St. Louis Rams	10/28/2007	W	27-20
St. Louis Rams	11/13/2011	L	12-13
at St. Louis Rams	10/25/2015	L	6-24
<b>Regular Season Totals</b>	<b>9-11-0</b>		<b>.450</b>
<b>Home</b>	<b>5-5-0</b>		<b>.500</b>
<b>Away</b>	<b>4-6-0</b>		<b>.400</b>
<b>Playoffs</b>	<b>2-1-0</b>		<b>.667</b>

## RESULTS VS. MIAMI DOLPHINS

at Miami Dolphins	10/25/1970	W	28-0
^at Miami Dolphins	12/24/1972	L	14-20
Miami Dolphins	10/15/1973	L	9-17
Miami Dolphins	11/28/1976	W	17-13
Miami Dolphins	11/18/1979	W	30-24 OT
^at Miami Dolphins	1/4/1986	L	21-24
Miami Dolphins	11/10/1986	W	26-16
at Miami Dolphins	12/12/1988	L	31-38
at Miami Dolphins	10/8/1989	L	10-13 OT
Miami Dolphins	11/25/1990	L	13-30
Miami Dolphins	9/14/1992	L	23-27
Miami Dolphins	10/10/1993	L	14-24
at Miami Dolphins	12/26/2004	L	7-10
Miami Dolphins	11/20/2005	W	22-0
Miami Dolphins	10/14/2007	W	41-31
at Miami Dolphins	12/5/2010	W	13-10
Miami Dolphins	9/25/2011	W	17-16
Miami Dolphins	9/8/2013	L	10-23
at Miami Dolphins	9/25/2016	L	24-30 OT
<b>Regular Season Totals</b>	<b>8-9-0</b>		<b>.471</b>
<b>Home</b>	<b>6-5-0</b>		<b>.545</b>
<b>Away</b>	<b>2-4-0</b>		<b>.333</b>
<b>Playoffs</b>	<b>0-2-0</b>		<b>.000</b>

## RESULTS VS. MINNESOTA VIKINGS

Minnesota Vikings	10/31/1965	L	17-27
Minnesota Vikings	11/19/1967	W	14-10
at Minnesota Vikings	11/9/1969	L	3-51
^at Minnesota Vikings	1/4/1970	L	7-27
at Minnesota Vikings	11/4/1973	L	3-26
Minnesota Vikings	9/28/1975	L	10-42
at Minnesota Vikings	12/14/1980	L	23-28
Minnesota Vikings	9/4/1983	L	21-27
at Minnesota Vikings	10/26/1986	W	23-20
Minnesota Vikings	12/17/1989	W	23-17 OT
at Minnesota Vikings	11/22/1992	L	13-17
at Minnesota Vikings	12/9/1995	L	11-27
at Minnesota Vikings	11/27/2005	L	12-24
Minnesota Vikings	9/13/2009	L	20-34
at Minnesota Vikings	9/22/2013	W	31-27
Minnesota Vikings (in London)	10/29/2017	L	16-33
<b>Regular Season Totals</b>	<b>4-11-0</b>		<b>.267</b>
<b>Home</b>	<b>2-5-0</b>		<b>.286</b>
<b>Away</b>	<b>2-6-0</b>		<b>.250</b>
<b>Playoffs</b>	<b>0-1-0</b>		<b>.000</b>

## RESULTS VS. NEW ENGLAND PATRIOTS

New England Patriots	11/21/1971	W	27-7
at New England Patriots	11/10/1974	W	21-14
New England Patriots	9/26/1977	W	30-27 OT
at New England Patriots	9/7/1980	L	17-34
New England Patriots	11/21/1982	W	10-7
at New England Patriots	11/20/1983	W	30-0
New England Patriots	10/7/1984	L	16-17
New England Patriots	10/6/1985	W	24-20
at New England Patriots	10/4/1987	W	20-10
at New England Patriots	9/8/1991	W	20-0
at New England Patriots	10/25/1992	W	19-17
New England Patriots	12/19/1993	L	17-20
New England Patriots	11/6/1994	W	13-6
^New England Patriots	11/1/1995	W	20-13
at New England Patriots	9/3/1995	L	14-17
New England Patriots	10/3/1999	L	7-19
New England Patriots	11/12/2000	W	19-11
at New England Patriots	12/9/2001	L	16-27
at New England Patriots	10/26/2003	L	3-9
New England Patriots	12/5/2004	L	15-42
at New England Patriots	10/7/2007	L	17-34
New England Patriots	11/7/2010	W	34-14



at New England Patriots	12/8/2013	L	26-27
New England Patriots	10/9/2016	L	13-33
<b>Regular Season Totals</b>	<b>12-11-0</b>	<b>.522</b>	
<b>Home</b>	<b>7-5-0</b>	<b>.583</b>	
<b>Away</b>	<b>5-6-0</b>	<b>.455</b>	
<b>Playoffs</b>	<b>1-0-0</b>	<b>1.000</b>	

### RESULTS VS. NEW ORLEANS SAINTS

at New Orleans Saints	10/1/1967	W	42-7
at New Orleans Saints	9/15/1968	W	24-10
New Orleans Saints	11/10/1968	W	35-17
at New Orleans Saints	10/12/1969	W	27-17
at New Orleans Saints	12/12/1971	W	21-17
New Orleans Saints	11/30/1975	W	17-16
at New Orleans Saints	10/8/1978	W	24-16
New Orleans Saints	10/18/1981	W	20-17
New Orleans Saints	10/28/1984	L	14-16
at New Orleans Saints	9/13/1987	L	21-28
at New Orleans Saints	10/14/1990	L	20-25
New Orleans Saints	12/5/1993	W	17-13
at New Orleans Saints	10/31/1999	W	21-16
at New Orleans Saints	11/24/2002	W	24-15
New Orleans Saints	9/10/2006	L	14-19
at New Orleans Saints	10/24/2010	W	30-17
New Orleans Saints	9/14/2014	W	26-24
at New Orleans Saints	9/16/2018	L	18-21
<b>Regular Season Totals</b>	<b>13-5-0</b>	<b>.722</b>	
<b>Home</b>	<b>5-2-0</b>	<b>.714</b>	
<b>Away</b>	<b>8-3-0</b>	<b>.727</b>	

### RESULTS VS. NEW YORK GIANTS

New York Giants	10/1/1950	L	0-6
at New York Giants	10/22/1950	L	13-17
*New York Giants	12/17/1950	W	8-3
New York Giants	10/27/1951	W	14-13
at New York Giants	11/18/1951	W	10-0
New York Giants	10/12/1952	L	9-17
at New York Giants	12/14/1952	L	34-37
at New York Giants	10/25/1953	W	7-0
New York Giants	12/6/1953	W	62-14
New York Giants	10/31/1954	W	24-14
at New York Giants	11/28/1954	W	16-7
New York Giants	11/6/1955	W	24-14
at New York Giants	11/27/1955	T	35-35
New York Giants	10/14/1956	L	9-21
at New York Giants	12/9/1956	W	24-7
New York Giants	9/29/1957	W	6-3
at New York Giants	12/15/1957	W	34-28
New York Giants	11/2/1958	L	17-21
at New York Giants	12/14/1958	L	10-13
*at New York Giants	12/21/1958	L	0-10
New York Giants	10/11/1959	L	6-10
at New York Giants	12/6/1959	L	7-48
New York Giants	11/6/1960	L	13-17
at New York Giants	12/15/1960	W	48-34
New York Giants	11/26/1961	L	21-37
at New York Giants	12/17/1961	T	7-7
New York Giants	9/16/1962	W	17-7
at New York Giants	12/9/1962	L	13-17
at New York Giants	10/13/1963	W	35-24
New York Giants	10/27/1963	L	6-33
New York Giants	10/25/1964	W	42-20
at New York Giants	12/12/1964	W	52-20
at New York Giants	10/24/1965	W	38-14
New York Giants	11/14/1965	W	34-21
at New York Giants	10/2/1966	W	28-7
New York Giants	12/4/1966	W	49-40
at New York Giants	10/29/1967	L	34-38
New York Giants	12/3/1967	W	24-14
New York Giants	12/1/1968	W	45-10
New York Giants	11/23/1969	W	28-17
at New York Giants	12/21/1969	L	14-27
New York Giants	9/30/1973	W	12-10
at New York Giants	11/20/1977	W	21-7
at New York Giants	12/1/1985	W	35-33
at New York Giants	9/22/1991	L	10-13
New York Giants	12/4/1994	L	13-16
New York Giants	11/5/2000	L	3-24
at New York Giants	9/26/2004	L	10-27
New York Giants	10/13/2008	W	35-14
at New York Giants	10/7/2012	L	27-41

New York Giants	11/27/2016	L	13-27
<b>Regular Season Totals</b>	<b>26-21-2</b>	<b>.551</b>	
<b>Home</b>	<b>14-11-0</b>	<b>.560</b>	
<b>Away</b>	<b>12-10-2</b>	<b>.565</b>	
<b>Playoffs</b>	<b>1-1-0</b>	<b>.542</b>	

### RESULTS VS. NEW YORK JETS

New York Jets	9/21/1970	W	31-21
at New York Jets	12/17/1972	W	26-10
New York Jets	9/12/1976	W	38-17
New York Jets	10/10/1978	W	37-34 OT
at New York Jets	9/2/1979	W	25-22 OT
New York Jets	12/7/1980	W	17-14
New York Jets	12/12/1981	L	13-14
New York Jets	10/9/1983	W	10-7
New York Jets	10/14/1984	L	20-24
at New York Jets	12/22/1985	L	10-37
*New York Jets	11/1/1987	W	23-20 2OT
New York Jets	9/11/1988	L	3-23
New York Jets	9/17/1989	W	38-24
at New York Jets	9/16/1990	L	21-24
New York Jets	10/6/1991	L	14-17
New York Jets	10/2/1994	W	27-7
at New York Jets	10/27/2002	W	24-21
New York Jets	11/21/2004	L	7-10
New York Jets	10/29/2006	W	20-13
at New York Jets	12/9/2007	W	24-18
New York Jets	11/14/2010	L	20-26 OT
at New York Jets	12/22/2013	L	13-24
at New York Jets	9/13/2015	L	10-31
New York Jets	10/30/2016	L	28-31
New York Jets	10/8/2017	L	14-17
New York Jets	9/20/2018	W	21-17
<b>Regular Season Totals</b>	<b>13-12-0</b>	<b>.520</b>	
<b>Home</b>	<b>9-8-0</b>	<b>.529</b>	
<b>Away</b>	<b>4-4-0</b>	<b>.500</b>	
<b>Playoffs</b>	<b>1-0-0</b>	<b>1.000</b>	

### RESULTS VS. OAKLAND RAIDERS

at Oakland Raiders	11/8/1970	L	20-23
Oakland Raiders	10/4/1971	L	20-34
at Oakland Raiders	11/18/1973	W	7-3
Oakland Raiders	10/6/1974	L	24-40
at Oakland Raiders	11/16/1975	L	17-38
Oakland Raiders	10/9/1977	L	10-26
at Oakland Raiders	12/9/1979	L	14-19
*Oakland Raiders	1/4/1981	L	12-14
*at Los Angeles Raiders	1/8/1983	L	10-27
Los Angeles Raiders	10/20/1985	L	20-21
at Los Angeles Raiders	11/16/1986	L	14-27
at Los Angeles Raiders	12/20/1987	W	24-17
at Los Angeles Raiders	9/20/1992	W	28-16
at Los Angeles Raiders	9/19/1993	W	19-16
at Oakland Raiders	9/24/2000	L	10-36
Oakland Raiders	10/12/2003	W	13-7
at Oakland Raiders	12/18/2005	W	9-7
at Oakland Raiders	10/1/2006	W	24-21
Oakland Raiders	9/23/2007	L	24-26
Oakland Raiders	12/27/2009	W	23-9
at Oakland Raiders	10/16/2011	L	17-24
at Oakland Raiders	12/2/2012	W	20-17
Oakland Raiders	10/26/2014	W	23-13
Oakland Raiders	9/27/2015	L	20-27
at Oakland Raiders	9/30/2018	L	42-45 OT
<b>Regular Season Totals</b>	<b>10-13-0</b>	<b>.435</b>	
<b>Home</b>	<b>3-5-0</b>	<b>.375</b>	
<b>Away</b>	<b>7-8-0</b>	<b>.467</b>	
<b>Playoffs</b>	<b>0-2-0</b>	<b>.000</b>	

### RESULTS VS. PHILADELPHIA EAGLES

at Philadelphia Eagles	9/16/1950	W	35-10
Philadelphia Eagles	12/3/1950	W	13-7
Philadelphia Eagles	11/11/1951	W	20-17
at Philadelphia Eagles	12/16/1951	W	24-9
at Philadelphia Eagles	10/19/1952	W	49-7
Philadelphia Eagles	11/23/1952	L	20-28
Philadelphia Eagles	10/10/1953	W	37-13
at Philadelphia Eagles	12/13/1953	L	27-42
at Philadelphia Eagles	9/26/1954	L	10-28
Philadelphia Eagles	11/21/1954	W	6-0
Philadelphia Eagles	10/9/1955	W	21-17



at Philadelphia Eagles	11/13/1955	L	17-33
at Philadelphia Eagles	11/18/1956	W	16-0
Philadelphia Eagles	12/2/1956	W	17-14
Philadelphia Eagles	10/13/1957	W	24-7
at Philadelphia Eagles	10/20/1957	L	7-17
Philadelphia Eagles	11/23/1958	W	28-14
at Philadelphia Eagles	12/7/1958	W	21-14
Philadelphia Eagles	11/8/1959	W	28-7
at Philadelphia Eagles	12/13/1959	W	28-21
at Philadelphia Eagles	9/25/1960	W	41-24
Philadelphia Eagles	10/23/1960	L	29-31
at Philadelphia Eagles	9/17/1961	L	20-27
Philadelphia Eagles	11/19/1961	W	45-24
at Philadelphia Eagles	9/30/1962	L	7-35
Philadelphia Eagles	11/4/1962	T	14-14
Philadelphia Eagles	10/20/1963	W	37-7
at Philadelphia Eagles	11/3/1963	W	23-17
at Philadelphia Eagles	9/27/1964	W	28-20
Philadelphia Eagles	11/29/1964	W	38-24
at Philadelphia Eagles	10/3/1965	W	35-17
Philadelphia Eagles	11/7/1965	W	38-34
Philadelphia Eagles	11/13/1966	W	27-7
at Philadelphia Eagles	12/11/1966	L	21-33
at Philadelphia Eagles	12/17/1967	L	24-28
Philadelphia Eagles	11/24/1968	W	47-13
at Philadelphia Eagles	9/21/1969	W	27-20
at Philadelphia Eagles	9/24/1972	W	27-17
Philadelphia Eagles	11/14/1976	W	24-3
at Philadelphia Eagles	11/4/1979	W	24-19
Philadelphia Eagles	9/19/1982	L	21-24
Philadelphia Eagles	10/16/1988	W	19-3
Philadelphia Eagles	11/10/1991	L	30-32
at Philadelphia Eagles	11/13/1994	W	26-7
Philadelphia Eagles	12/10/2000	L	24-35
Philadelphia Eagles	10/24/2004	L	31-34 OT
at Philadelphia Eagles	12/15/2008	L	10-30
Philadelphia Eagles	9/9/2012	L	16-17
at Philadelphia Eagles	9/11/2016	L	10-29
<b>Regular Season Totals</b>	<b>31-17-1</b>	<b>.643</b>	
<b>Home</b>	<b>17-7-1</b>	<b>.700</b>	
<b>Away</b>	<b>14-10-0</b>	<b>.583</b>	

# RESULTS VS. PITTSBURGH STEELERS

at Pittsburgh Steelers	10/7/1950	W	30-17
Pittsburgh Steelers	10/29/1950	W	45-7
Pittsburgh Steelers	10/21/1951	W	17-0
at Pittsburgh Steelers	12/9/1951	W	28-0
at Pittsburgh Steelers	10/4/1952	W	21-20
Pittsburgh Steelers	11/16/1952	W	29-28
Pittsburgh Steelers	11/8/1953	W	34-16
at Pittsburgh Steelers	11/22/1953	W	20-16
at Pittsburgh Steelers	10/17/1954	L	27-55
Pittsburgh Steelers	12/12/1954	W	42-7
Pittsburgh Steelers	11/20/1955	W	41-14
at Pittsburgh Steelers	12/4/1955	W	30-7
at Pittsburgh Steelers	10/6/1956	W	14-10
Pittsburgh Steelers	11/28/1956	L	16-24
at Pittsburgh Steelers	10/5/1957	W	23-12
Pittsburgh Steelers	11/10/1957	W	24-0
at Pittsburgh Steelers	10/5/1958	W	45-12
Pittsburgh Steelers	10/19/1958	W	27-10
at Pittsburgh Steelers	9/26/1959	L	7-17
Pittsburgh Steelers	11/22/1959	L	20-21
Pittsburgh Steelers	10/2/1960	W	28-20
at Pittsburgh Steelers	11/20/1960	L	10-14
at Pittsburgh Steelers	10/22/1961	W	30-28
Pittsburgh Steelers	11/5/1961	L	13-17
at Pittsburgh Steelers	10/28/1962	W	41-14
Pittsburgh Steelers	11/25/1962	W	35-14
Pittsburgh Steelers	10/5/1963	W	35-23
at Pittsburgh Steelers	11/10/1963	L	7-9
Pittsburgh Steelers	10/10/1964	L	7-23
at Pittsburgh Steelers	11/1/1964	W	30-17
Pittsburgh Steelers	10/9/1965	W	24-19
at Pittsburgh Steelers	11/28/1965	W	42-21
Pittsburgh Steelers	10/8/1966	W	41-10
at Pittsburgh Steelers	11/6/1966	L	6-16
Pittsburgh Steelers	10/7/1967	W	21-10
at Pittsburgh Steelers	11/5/1967	W	34-14
Pittsburgh Steelers	10/5/1968	W	31-24
at Pittsburgh Steelers	11/17/1968	W	45-24

Pittsburgh Steelers	10/18/1969	W	42-31
at Pittsburgh Steelers	11/16/1969	W	24-3
Pittsburgh Steelers	10/3/1970	W	15-7
at Pittsburgh Steelers	11/29/1970	L	9-28
Pittsburgh Steelers	10/10/1971	W	27-17
at Pittsburgh Steelers	11/7/1971	L	9-26
Pittsburgh Steelers	11/19/1972	W	26-24
at Pittsburgh Steelers	12/3/1972	L	0-30
at Pittsburgh Steelers	9/23/1973	L	6-33
Pittsburgh Steelers	11/25/1973	W	21-16
at Pittsburgh Steelers	10/20/1974	L	16-20
Pittsburgh Steelers	11/17/1974	L	16-26
Pittsburgh Steelers	10/5/1975	L	6-42
at Pittsburgh Steelers	12/7/1975	L	17-31
at Pittsburgh Steelers	9/19/1976	L	14-31
Pittsburgh Steelers	10/10/1976	W	18-16
Pittsburgh Steelers	10/2/1977	L	14-28
at Pittsburgh Steelers	11/13/1977	L	31-35
at Pittsburgh Steelers	9/24/1978	L	9-15 OT
Pittsburgh Steelers	10/15/1978	L	14-34
Pittsburgh Steelers	10/7/1979	L	35-51
at Pittsburgh Steelers	11/25/1979	L	30-33 OT
Pittsburgh Steelers	10/26/1980	W	27-26
at Pittsburgh Steelers	11/16/1980	L	13-16
at Pittsburgh Steelers	10/11/1981	L	7-13
Pittsburgh Steelers	11/22/1981	L	10-32
Pittsburgh Steelers	12/19/1982	W	10-9
at Pittsburgh Steelers	1/2/1983	L	21-37
at Pittsburgh Steelers	10/16/1983	L	17-44
Pittsburgh Steelers	12/18/1983	W	30-17
Pittsburgh Steelers	9/23/1984	W	20-10
at Pittsburgh Steelers	12/9/1984	L	20-23
Pittsburgh Steelers	9/16/1985	W	17-7
at Pittsburgh Steelers	11/3/1985	L	9-10
at Pittsburgh Steelers	10/5/1986	W	27-24
Pittsburgh Steelers	11/23/1986	W	37-31 OT
Pittsburgh Steelers	9/20/1987	W	34-10
at Pittsburgh Steelers	12/26/1987	W	19-13
at Pittsburgh Steelers	10/2/1988	W	23-9
Pittsburgh Steelers	11/20/1988	W	27-7
at Pittsburgh Steelers	9/10/1989	W	51-0
Pittsburgh Steelers	10/15/1989	L	7-17
Pittsburgh Steelers	9/9/1990	W	13-3
at Pittsburgh Steelers	12/23/1990	L	0-35
Pittsburgh Steelers	10/27/1991	W	17-14
at Pittsburgh Steelers	12/22/1991	L	10-17
Pittsburgh Steelers	10/11/1992	W	17-9
at Pittsburgh Steelers	12/27/1992	L	13-23
Pittsburgh Steelers	10/24/1993	W	28-23
at Pittsburgh Steelers	1/2/1994	L	9-16
Pittsburgh Steelers	9/11/1994	L	10-17
at Pittsburgh Steelers	12/18/1994	L	7-17
*at Pittsburgh Steelers	1/7/1995	L	9-29
at Pittsburgh Steelers	11/13/1995	L	3-20
Pittsburgh Steelers	11/26/1995	L	17-20
Pittsburgh Steelers	9/12/1999	L	0-43
at Pittsburgh Steelers	11/14/1999	W	16-15
Pittsburgh Steelers	9/17/2000	W	23-20
at Pittsburgh Steelers	10/22/2000	L	0-22
Pittsburgh Steelers	11/11/2001	L	12-15 OT
at Pittsburgh Steelers	1/6/2002	L	7-28
at Pittsburgh Steelers	9/29/2002	L	13-16 OT
Pittsburgh Steelers	11/3/2002	L	20-23
*at Pittsburgh Steelers	1/5/2003	L	33-36
at Pittsburgh Steelers	10/5/2003	W	33-13
Pittsburgh Steelers	11/23/2003	L	6-13
at Pittsburgh Steelers	10/10/2004	L	23-34
Pittsburgh Steelers	11/14/2004	L	10-24
at Pittsburgh Steelers	11/13/2005	L	21-34
Pittsburgh Steelers	12/24/2005	L	0-41
Pittsburgh Steelers	11/19/2006	L	20-24
at Pittsburgh Steelers	12/7/2006	L	7-27
Pittsburgh Steelers	9/9/2007	L	7-34
at Pittsburgh Steelers	11/11/2007	L	28-31
Pittsburgh Steelers	9/14/2008	L	6-10
at Pittsburgh Steelers	12/28/2008	L	0-31
at Pittsburgh Steelers	10/18/2009	L	14-27
Pittsburgh Steelers	12/10/2009	W	13-6
at Pittsburgh Steelers	10/17/2010	L	10-28
Pittsburgh Steelers	1/2/2011	L	9-41
at Pittsburgh Steelers	12/8/2011	L	3-14



Pittsburgh Steelers	1/1/2012	L	9-13
Pittsburgh Steelers	11/25/2012	W	20-14
at Pittsburgh Steelers	12/30/2012	L	10-24
Pittsburgh Steelers	11/24/2013	L	11-27
at Pittsburgh Steelers	12/29/2013	L	7-20
at Pittsburgh Steelers	9/7/2014	L	27-30
Pittsburgh Steelers	10/12/2014	W	31-10
at Pittsburgh Steelers	11/15/2015	L	9-30
Pittsburgh Steelers	1/3/2016	L	12-28
Pittsburgh Steelers	11/20/2016	L	9-24
at Pittsburgh Steelers	1/1/2017	L	24-27 OT
Pittsburgh Steelers	9/10/2017	L	18-21
at Pittsburgh Steelers	12/31/2017	L	24-28
Pittsburgh Steelers	9/9/2018	T	21-21 OT
at Pittsburgh Steelers	10/28/2018	L	18-33
<b>Regular Season Totals</b>	<b>58-73-1</b>		<b>.443</b>
<b>Home</b>	<b>37-28-1</b>		<b>.568</b>
<b>Away</b>	<b>21-45-0</b>		<b>.318</b>
<b>Playoffs</b>	<b>0-2-0</b>		<b>.000</b>

## RESULTS VS. SAN FRANCISCO 49ERS

San Francisco 49ers	11/12/1950	W	34-14
at San Francisco 49ers	9/30/1951	L	10-24
San Francisco 49ers	11/15/1953	W	23-21
at San Francisco 49ers	10/2/1955	W	38-3
San Francisco 49ers	11/29/1959	L	20-21
at San Francisco 49ers	12/15/1962	W	13-10
at San Francisco 49ers	11/3/1968	W	33-21
at San Francisco 49ers	9/27/1970	L	31-34
San Francisco 49ers	12/1/1974	W	7-0
San Francisco 49ers	9/3/1978	W	24-7
at San Francisco 49ers	11/15/1981	W	15-12
San Francisco 49ers	11/11/1984	L	7-41
at San Francisco 49ers	11/29/1987	L	24-38
at San Francisco 49ers	10/28/1990	L	17-20
San Francisco 49ers	9/13/1993	W	23-13
at San Francisco 49ers	9/21/2003	W	13-12
San Francisco 49ers	12/30/2007	W	20-7
at San Francisco 49ers	10/30/2011	L	10-20
San Francisco 49ers	12/13/2015	W	24-10
<b>Regular Season Totals</b>	<b>12-7-0</b>		<b>.632</b>
<b>Home</b>	<b>7-2-0</b>		<b>.778</b>
<b>Away</b>	<b>5-5-0</b>		<b>.500</b>

## RESULTS VS. SEATTLE SEAHAWKS

at Seattle Seahawks	12/18/1977	L	19-20
at Seattle Seahawks	12/3/1978	L	24-47
Seattle Seahawks	11/11/1979	L	24-29
at Seattle Seahawks	10/12/1980	W	27-3
at Seattle Seahawks	12/20/1981	L	21-42
at Seattle Seahawks	9/12/1982	W	21-7
Seattle Seahawks	10/2/1983	L	9-24
at Seattle Seahawks	9/3/1984	L	0-33
at Seattle Seahawks	12/8/1985	L	13-31
Seattle Seahawks	10/9/1988	L	10-16
at Seattle Seahawks	11/12/1989	W	17-7
at Seattle Seahawks	11/14/1993	L	5-22
Seattle Seahawks	12/24/1994	W	35-9
Seattle Seahawks	9/9/2001	L	6-9
at Seattle Seahawks	11/30/2003	L	7-34
Seattle Seahawks	11/4/2007	W	33-30 OT
Seattle Seahawks	10/23/2011	W	6-3
at Seattle Seahawks	12/20/2015	L	13-30
<b>Regular Season Totals</b>	<b>6-12-0</b>		<b>.333</b>
<b>Home</b>	<b>3-4-0</b>		<b>.429</b>
<b>Away</b>	<b>3-8-0</b>		<b>.273</b>

## RESULTS VS. TAMPA BAY BUCCANEERS

at Tampa Bay Buccaneers	11/21/1976	W	24-7
at Tampa Bay Buccaneers	9/28/1980	W	34-27
Tampa Bay Buccaneers	11/13/1983	W	20-0
at Tampa Bay Buccaneers	11/5/1989	W	42-31
Tampa Bay Buccaneers	9/10/1995	W	22-6
at Tampa Bay Buccaneers	10/13/2002	L	3-17
Tampa Bay Buccaneers	12/24/2006	L	7-22
at Tampa Bay Buccaneers	9/12/2010	L	14-17
Tampa Bay Buccaneers	11/2/2014	W	22-17
at Tampa Bay Buccaneers	10/21/2018	L	23-26 OT
<b>Regular Season Totals</b>	<b>6-4-0</b>		<b>.600</b>
<b>Home</b>	<b>3-1-0</b>		<b>.750</b>
<b>Away</b>	<b>3-3-0</b>		<b>.500</b>

## RESULTS VS. TENNESSEE TITANS

Houston Oilers	11/22/1970	W	28-14
at Houston Oilers	12/7/1970	W	21-10
Houston Oilers	9/19/1971	W	31-0
at Houston Oilers	11/28/1971	W	37-24
at Houston Oilers	10/22/1972	W	23-17
Houston Oilers	11/5/1972	W	20-0
Houston Oilers	10/21/1973	W	42-13
at Houston Oilers	11/11/1973	W	23-13
Houston Oilers	9/22/1974	W	20-7
at Houston Oilers	12/15/1974	L	24-28
Houston Oilers	10/12/1975	L	10-40
at Houston Oilers	12/21/1975	L	10-21
at Houston Oilers	11/7/1976	W	21-7
Houston Oilers	12/5/1976	W	13-10
at Houston Oilers	10/16/1977	W	24-23
Houston Oilers	12/11/1977	L	15-19
Houston Oilers	10/1/1978	L	13-16
at Houston Oilers	11/5/1978	L	10-14
at Houston Oilers	9/30/1979	L	10-31
Houston Oilers	12/2/1979	W	14-7
Houston Oilers	9/15/1980	L	7-16
at Houston Oilers	11/30/1980	W	17-14
Houston Oilers	9/13/1981	L	3-9
at Houston Oilers	12/3/1981	L	13-17
at Houston Oilers	12/26/1982	W	20-14
Houston Oilers	10/30/1983	W	25-19 OT
at Houston Oilers	12/11/1983	L	27-34
Houston Oilers	11/25/1984	W	27-10
at Houston Oilers	12/16/1984	W	27-20
at Houston Oilers	10/13/1985	W	21-6
Houston Oilers	12/15/1985	W	28-21
at Houston Oilers	9/14/1986	W	23-20
Houston Oilers	11/30/1986	W	13-10 OT
Houston Oilers	10/11/1987	L	10-15
at Houston Oilers	11/22/1987	W	40-7
at Houston Oilers	11/7/1988	L	17-24
Houston Oilers	12/18/1988	W	28-23
*Houston Oilers	12/24/1988	L	23-24
Houston Oilers	10/29/1989	W	28-17
at Houston Oilers	12/23/1989	W	24-20
Houston Oilers	11/18/1990	L	23-35
at Houston Oilers	12/9/1990	L	14-58
at Houston Oilers	11/17/1991	L	24-28
Houston Oilers	12/15/1991	L	14-17
at Houston Oilers	11/8/1992	W	24-14
Houston Oilers	12/20/1992	L	14-17
Houston Oilers	11/21/1993	L	20-27
at Houston Oilers	12/12/1993	L	17-19
at Houston Oilers	10/13/1994	W	11-8
Houston Oilers	11/27/1994	W	34-10
at Houston Oilers	9/17/1995	W	14-7
Houston Oilers	11/5/1995	L	10-37
at Tennessee Titans	9/19/1999	L	9-26
Tennessee Titans	11/28/1999	L	21-33
at Tennessee Titans	11/19/2000	L	10-24
Tennessee Titans	12/17/2000	L	0-24
Tennessee Titans	12/2/2001	L	15-31
at Tennessee Titans	12/30/2001	W	41-38
at Tennessee Titans	9/22/2002	W	31-28 OT
Tennessee Titans	11/6/2005	W	20-14
at Tennessee Titans	12/7/2008	L	9-28
Tennessee Titans	10/2/2011	L	13-31
at Tennessee Titans	10/5/2014	W	29-28
Tennessee Titans	9/20/2015	W	28-14
at Tennessee Titans	10/16/2016	L	26-28
Tennessee Titans	10/22/2017	L	9-12 OT
<b>Regular Season Totals</b>	<b>35-30-0</b>		<b>.538</b>
<b>Home</b>	<b>16-16-0</b>		<b>.500</b>
<b>Away</b>	<b>19-14-0</b>		<b>.576</b>
<b>Playoffs</b>	<b>0-1-0</b>		<b>.000</b>

## RESULTS VS. WASHINGTON REDSKINS

Washington Redskins	11/19/1950	W	20-14
at Washington Redskins	12/10/1950	W	45-21
Washington Redskins	10/14/1951	W	45-0
Washington Redskins	10/26/1952	W	19-15
at Washington Redskins	11/30/1952	W	48-24
at Washington Redskins	10/18/1953	W	30-14
Washington Redskins	11/1/1953	W	27-3



Washington Redskins	11/7/1954	W	62-3
at Washington Redskins	12/5/1954	W	34-14
Washington Redskins	9/25/1955	L	17-27
at Washington Redskins	10/16/1955	W	24-14
at Washington Redskins	10/21/1956	L	9-20
Washington Redskins	11/25/1956	L	17-20
Washington Redskins	11/3/1957	W	21-17
at Washington Redskins	11/17/1957	T	30-30
at Washington Redskins	11/16/1958	W	20-10
Washington Redskins	11/30/1958	W	21-14
Washington Redskins	10/25/1959	W	34-7
at Washington Redskins	11/15/1959	W	31-17
at Washington Redskins	10/30/1960	W	31-10
Washington Redskins	12/4/1960	W	27-16
Washington Redskins	10/8/1961	W	31-7
at Washington Redskins	11/12/1961	W	17-6
Washington Redskins	9/23/1962	L	16-17
at Washington Redskins	11/11/1962	L	9-17
Washington Redskins	9/15/1963	W	37-14
at Washington Redskins	12/15/1963	W	27-20
at Washington Redskins	9/13/1964	W	27-13

Washington Redskins	11/8/1964	W	34-24
at Washington Redskins	9/19/1965	W	17-7
Washington Redskins	12/5/1965	W	24-16
at Washington Redskins	9/11/1966	W	38-14
Washington Redskins	11/20/1966	W	14-3
Washington Redskins	11/26/1967	W	42-37
at Washington Redskins	12/8/1968	W	24-21
Washington Redskins	9/28/1969	W	27-23
at Washington Redskins	12/19/1971	W	20-13
Washington Redskins	10/26/1975	L	7-23
Washington Redskins	10/14/1979	L	9-13
Washington Redskins	10/27/1985	L	7-14
at Washington Redskins	11/27/1988	W	17-13
at Washington Redskins	10/13/1991	L	17-42
Washington Redskins	10/3/2004	W	17-13
at Washington Redskins	10/19/2008	L	11-14
Washington Redskins	12/16/2012	L	21-38
at Washington Redskins	10/2/2016	L	20-31
<b>Regular Season Totals</b>	<b>33-12-1</b>	<b>.728</b>	
<b>Home</b>	<b>17-7-0</b>	<b>.708</b>	
<b>Away</b>	<b>16-5-1</b>	<b>.750</b>	

## BROWNS VS. NFL TEAMS

	REGULAR SEASON				PLAYOFFS				COMBINED RECORD			
	W	L	T	%	W	L	T	%	W	L	T	%
Arizona Cardinals	33	14	3	.690	0	0	0	.000	33	14	3	.690
Atlanta Falcons	12	3	0	.800	0	0	0	.000	12	3	0	.800
Baltimore Ravens	10	30	0	.250	0	0	0	.000	10	30	0	.250
Buffalo Bills	11	9	0	.550	1	0	0	1.000	12	9	0	.571
Carolina Panthers	2	4	0	.33	0	0	0	.000	2	4	0	.333
Chicago Bears	9	7	0	.563	0	0	0	.000	9	7	0	.563
Cincinnati Bengals	41	50	0	.451	0	0	0	.000	41	50	0	.451
Dallas Cowboys	15	13	0	.536	2	1	0	.667	17	14	0	.548
Denver Broncos	6	20	0	.231	0	3	0	.000	6	23	0	.207
Detroit Lions	4	16	0	.200	1	3	0	.250	5	19	0	.203
Green Bay Packers	7	13	0	.350	0	1	0	.000	7	14	0	.333
Houston Texans	3	7	0	.300	0	0	0	.000	3	7	0	.300
Indianapolis Colts	15	15	0	.500	2	2	0	.500	17	17	0	.500
Jacksonville Jaguars	5	12	0	.294	0	0	0	.000	5	12	0	.294
Kansas City Chiefs	11	13	2	.462	0	0	0	.000	11	13	2	.462
Los Angeles Chargers	9	17	1	.352	0	0	0	.000	9	17	1	.352
Los Angeles Rams	9	11	0	.450	2	1	0	.667	11	12	0	.478
Miami Dolphins	8	9	0	.471	0	2	0	.000	8	11	0	.421
Minnesota Vikings	4	11	0	.267	0	1	0	.000	4	12	0	.250
New England Patriots	12	11	0	.522	1	0	0	1.000	13	11	0	.542
New Orleans Saints	13	5	0	.722	0	0	0	.000	13	5	0	.722
New York Giants	26	21	2	.551	1	1	0	.500	27	22	2	.549
New York Jets	13	12	0	.520	1	0	0	1.000	14	12	0	.538
Oakland Raiders	10	13	0	.435	0	2	0	.000	10	15	0	.400
Philadelphia Eagles	31	17	1	.643	0	0	0	.000	31	17	1	.643
Pittsburgh Steelers	58	73	1	.443	0	2	0	.000	58	75	1	.433
San Francisco 49ers	12	7	0	.632	0	0	0	.000	12	7	0	.632
Seattle Seahawks	6	12	0	.333	0	0	0	.000	6	12	0	.333
Tampa Bay Buccaneers	6	4	0	.600	0	0	0	.000	6	4	0	.600
Tennessee Titans	35	30	0	.538	0	1	0	.000	35	31	0	.530
Washington Redskins	33	12	1	.728	0	0	0	.000	33	12	1	.728
<b>NFL TOTAL RECORDS</b>	<b>469</b>	<b>490</b>	<b>11</b>	<b>.489</b>	<b>11</b>	<b>20</b>	<b>0</b>	<b>.355</b>	<b>480</b>	<b>510</b>	<b>11</b>	<b>.485</b>



# BROWNS NFL RANKING BY YARDS (SINCE 1971)

YEAR	OFFENSE			DEFENSE		
	TOTAL	RUSHING	PASSING	TOTAL	RUSHING	PASSING
1971	18	20	9	17	23	4
1972	19	19	21	16	24	3
1973	23	13	23	11	15	9
1974	20	14	23	23	25	8
1975	21	14	21	19	15	23
1976	10	9	11	9	4	13
1977	9	8	10	20	19	13
1978	5	5	8	25	11	28
1979	3	14	6	24	27	19
1980	5	26	2	23	6	28
1981	4	20	4	16	18	15
1982	17	23	12	23	26	14
1983	10	19	6	9	14	9
1984	24	21	18	2	15	3
1985	21	8	25	9	10	12
1986	9	22	8	19	18	15
1987	9	21	5	3	2	8
1988	18	24	9	6	15	6
1989	16	21	11	7	10	9
1990	25	28	12	17	23	15
1991	19	24	9	18	21	15
1992	18	19	17	14	7	19
1993	20	17	19	12	12	13
1994	16	14	19	7	13	7
1995	21	22	14	24	20	24
1999	31	31	29	31	31	11
2000	31	30	30	26	29	12
2001	31	31	28	22	29	11
2002	23	23	18	21	27	15
2003	26	20	25	15	23	7
2004	28	23	25	15	32	5
2005	26	25	23	16T	30	4
2006	31	31	23	27	29	15
2007	8	10	12	30	27	24
2008	31	26	31	26	28	14
2009	32	8	32	31	28	29
2010	29	20	29	22	27	18
2011	29	28	24	10	30	2
2012	25	24	19	23	19	25
2013	18	27T	11	9	18	8
2014	23	17	20	23	32	8
2015	25	22	21	27	30	22
2016	30	19	28	31	31	21
2017	24	18	22	14	7	19
2018	13	14	14	30	28	25

## BROWNS IN OVERTIME

**Sept. 26, 1977 – Cleveland 30, New England 27**, at Cleveland; Browns won coin toss. Brian Sipe threw a 22-yard pass to Dave Logan at Patriots' 19. Don Cockroft kicked a 35-yard field goal at 4:45.

**Sept. 10, 1978 – Cleveland 13, Cincinnati 10**, at Cleveland; Browns won toss. Larry Collins returned a kickoff 41 yards to the Browns' 47. Don Cockroft kicked a 27-yard field goal at 4:30.

**Sept. 24, 1978 – Pittsburgh 15, Cleveland 9**, at Pittsburgh; Steelers won toss. Bennie Cunningham scored on a 37-yard "gadget" pass from Terry Bradshaw at 3:43. Steelers started winning drive on their own 21.

**Dec. 10, 1978 – Cleveland 37, New York Jets 34**, at Cleveland; Browns won toss. Don Cockroft kicked a 22-yard field goal at 3:07.

**Sept. 2, 1979 – Cleveland 25, New York Jets 22**, at New York; Jets won toss. Pat Leahy's 43-yard field goal attempt was wide right at 4:41. Johnny Evans' punt was blocked by Donald Dykes and recovered by Tom Newton. Chuck Ramsey punted into the end zone for a touchback. Evans punted and Bruce Harper returned to the Jets' 24. Matt Robinson's pass was intercepted by Oliver Davis and returned 33 yards to Jets' 31. Don Cockroft kicked a 27-yard field goal at 14:45.

**Nov. 18, 1979 – Cleveland 30, Miami 24**, at Cleveland; Browns won toss. Brian Sipe passed 39 yards to Reggie Rucker for touchdown at 1:59.

**Nov. 25, 1979 – Pittsburgh 33, Cleveland 30**, at Pittsburgh; Browns won toss. Brian Sipe's pass was intercepted by Mel Blount on the Steelers' four. Terry Bradshaw's pass was intercepted by Ron Bolton on Browns' 12. Johnny Evans punted and Theo Bell returned to the Steelers' 17. Matt Bahr kicked a 37-yard field goal at 4:51.

**Nov. 8, 1981 – Denver 23, Cleveland 20**, at Denver; Browns won toss. Dennis Smith recovered Calvin Hill's fumble at the Denver 48. Craig Morton's 33-yard pass to Rick Upchurch and six-yard run by Dave Preston set up Fred Steinfort's 30-yard field goal at 4:10.



**Sept. 25, 1983 – Cleveland 30, San Diego 24**, at San Diego; Browns won toss. Harry Holt scored on 48-yard pass play from Brian Sipe at 1:53.

**Oct. 30, 1983 – Cleveland 25, Houston 19**, at Cleveland; Oilers won toss. Teams traded punts. Mike Whitwell intercepted Gifford Nielsen's pass and returned it to the Oilers' 20. Boyce Green scored a touchdown on next play at 6:34.

**Dec. 2, 1984 – Cincinnati 20, Cleveland 17**, at Cleveland; Browns won toss. Browns failed to get first down and Steve Cox punted 41 yards. John Simmons returned the punt 30 yards to the Browns' 35. Jim Breech kicked a 35-yard field goal at 4:34.

**Sept. 8, 1985 – St. Louis 27, Cleveland 24**, at Cleveland; Cardinals won toss. Ron Wolfley returned the kickoff 24 yards to the St. Louis 36. The Cardinals gained 46 yards in nine plays before Neil O'Donoghue kicked a 35-yard field goal at 5:27.

**Nov. 23, 1986 – Cleveland 37, Pittsburgh 31**, at Cleveland; Browns won toss. Following an exchange of possessions, Bernie Kosar threw a 36-yard touchdown pass to Webster Slaughter at 6:37.

**Nov. 30, 1986 – Cleveland 13, Houston 10**, at Cleveland; Houston won toss and elected to kickoff. The Browns' drive was stalled. Frank Minnifield intercepted Oliver Luck. The Browns' drive halted. Minnifield intercepted Luck again. Mark Moseley kicked a 29-yard field goal at 14:44.

**Jan. 3, 1987 – Cleveland 23, N.Y. Jets 20 (2 OT)**, at Cleveland (AFC Divisional Playoffs); Jets won coin toss in first overtime. Dave Jennings punted to Browns' 26. Browns drove to Jets 5. Mark Moseley missed 23-yard field goal (wide right). Jennings punted to Browns 38. Jeff Gossett punted to Jets 19. Jennings punted to Browns 31. Moseley kicked 27-yard field goal following a 60-yard drive at 2:02 (2nd OT).

**Jan. 11, 1987 – Denver 23, Cleveland 20**, at Cleveland (AFC Championship); Browns won toss. Jeff Gossett punted to Gerald Willhite, who returned the ball to the Denver 25. Rich Karlis kicked a 33-yard field goal at 5:48.

**Nov. 1, 1987 – San Diego 27, Cleveland 24**, at San Diego; Browns won toss. Bernie Kosar's pass intended for Ernest Byner was intercepted by Vencie Glenn. Vince Abbott kicked 33-yard field goal at 2:16.

**Oct. 8, 1989 – Miami 13, Cleveland 10**, at Miami; Browns won toss. Matt Bahr missed a 44-yard field goal wide left. Pete Stoyanovich kicked a 35-yard field goal at 8:37.

**Nov. 19, 1989 – Cleveland 10, Kansas City 10**, at Cleveland; Browns won toss. Each team had three possessions. Nick Lowery was short on a 47-yard field goal attempt at :17.

**Dec. 10, 1989 – Indianapolis 23, Cleveland 17**, at Indianapolis; Browns won toss. Matt Bahr missed a 35-yard field goal wide left. The Colts punted. Bernie Kosar's pass was intercepted by Mike Prior, who returns 58 yards for a TD at 4:06.

**Dec. 17, 1989 – Cleveland 23, Minnesota 17**, at Cleveland; Browns won toss. After both teams punted, Mike Pagel threw a 14-yard pass to Van Walters on a fake 31-yard field goal attempt at 5:30.

**Oct. 20, 1991 – Cleveland 30, San Diego 24**, at San Diego; Chargers won toss. The teams exchanged possessions. David Brandon scored on a 30-yard interception of John Friesz at 9:02.

**Oct. 29, 1995 – Cleveland 29, Cincinnati 26**, at Cincinnati; Browns won toss. On the Bengals' second possession, Carl Banks tipped a Jeff Blake pass into the hands of Dana Hall, who returned the ball to the Cincinnati 45. Earnest Byner raced 23 yards on a draw to set up Matt Stover's 28-yard field goal with 8:30 left in overtime.

**Nov. 4, 2001 – Chicago 27, Cleveland 21**, at Chicago; Bears won toss. The Browns shut down Chicago on the first series of overtime, forcing a Chicago punt. On the third play of Cleveland's first possession in overtime, Brian Robinson tipped a pass from Tim Couch and the ball was intercepted by Mike Brown, who returned it for the winning touchdown with 12:10 left in overtime.

**Nov. 11, 2001 – Pittsburgh 15, Cleveland 12**, at Cleveland; Steelers won toss. The Steelers took the opening kickoff and ran eight times for 58 yards, including 48 yards by Jerome Bettis, to set up a 32-yard field goal by Kris Brown with 9:38 remaining in overtime.

**Sept. 22, 2002 – Cleveland 31, Tennessee 28**, at Tennessee; Browns won the toss. Cleveland overcame a 14-point fourth quarter deficit to force overtime. The Browns took the opening kickoff and drove 65 yards on eight plays to set up a 33-yard field goal by Phil Dawson.

**Sept. 29, 2002 – Pittsburgh 16, Cleveland 13**, at Pittsburgh; Steelers won toss. Cleveland rookie LB Andra Davis intercepted Steelers' QB Tommy Maddox on Pittsburgh's first possession, but Browns K Phil Dawson missed a 45-yard field goal attempt. Pittsburgh answered with an 11-play, 52-yard drive, capped by a 31-yard field goal by K Todd Peterson. Peterson's first attempt at the game-winner on third down was blocked by the Browns but recovered by Pittsburgh behind the line of scrimmage to set up another fourth down kick.

**Dec. 14, 2003 – Denver 23, Cleveland 20**, at Denver; Browns won toss. Cleveland overcame an early 10-0 deficit in the 1st quarter as Browns' QB Tim Couch threw for 2 TDs in regulation. Denver stopped Cleveland in OT and orchestrated an 8-play, 46-yard drive as Broncos K Jason Elam connected on a 25-yard field goal.

**Oct. 24, 2004 – Philadelphia 34, Cleveland 31**, at Cleveland; Eagles won toss. QB Jeff Garcia sent the game to overtime with a 4-yard run with :30 left in the fourth quarter. The Browns forced a punt on the Eagles first possession of overtime but couldn't cross mid-field and gave the ball back to Philadelphia. Eagles K David Akers made a 50-yard field goal with 5:02 left in overtime.

**Dec. 3, 2006 – Cleveland 31, Kansas City 28**, at Cleveland; Kansas City won toss. The Browns scored two touchdowns in the final nine minutes of regulation to bring the game into overtime. Cleveland's defense held the Chiefs to a punt on their first overtime possession. The Browns drove 63 yards on their ensuing drive, which included a 33-yard run by quarterback Derek Anderson to set up Phil Dawson's game-winning 33-yard field goal at the 5:38 mark.

**Nov. 4, 2007 – Cleveland 33, Seattle 30**, at Cleveland; Seattle won toss. The Browns stopped Seahawks RB Maurice Morris for no gain on a fourth and one play from the Cleveland 44-yard line. After taking possession, the Browns moved the ball 49 yards in five plays and K Phil Dawson nailed a 25-yard game-winning field goal at the 9:19 mark.

**Nov. 18, 2007 – Cleveland 33, Baltimore 30**, at Baltimore; Cleveland won toss. Browns K Phil Dawson tied the game at the end of regulation on a 51-yard field goal that hit the back of the cross bar and bounced out. After consultation, the officials ruled the 51-yard field goal good, which sent the game to overtime. After winning the coin toss, the Browns moved the ball in nine plays and Dawson nailed a game-winning 33-yard field goal at the 9:10 mark.

**Oct. 4, 2009 – Cincinnati 23, Cleveland 20**, at Cleveland; Cincinnati won toss. The Browns eliminated a 14-0 second quarter deficit, but Cincinnati K Shayne Graham connected on a 31-yard game-winning field goal with seven seconds left in overtime.



**Nov. 14, 2010 – New York Jets 26, Cleveland 20**, at Cleveland; N.Y. Jets won toss. Browns QB Colt McCoy completed 5 of 9 passes for 58 yards, during a 10-play drive capped off by a 3-yard touchdown pass to WR Mohamed Massaquoi to tie the game at 20-20 with 44 seconds remaining in regulation. After three unsuccessful series for both teams, the Jets closed the game on the first play of their next series with a 37-yard touchdown pass to WR Santonio Holmes with 24 seconds remaining in overtime.

**Dec. 18, 2011 – Arizona Cardinals 20, Cleveland 17**, at Arizona; Cleveland won toss. Arizona scored 10 unanswered fourth quarter points, including a 33-yard field goal by Jay Feely to tie the game with 5:40 remaining in regulation. The Browns punted on their opening possession in overtime and DB Patrick Peterson returned it 32 yards to the Cleveland 40. Three plays later QB John Skelton connected with WR Larry Fitzgerald for a 32-yard reception. Feely converted on a 22-yard game-winning field goal.

**Nov. 18, 2012 – Dallas Cowboys 23, Cleveland 20**, at Dallas; Dallas won toss. Browns QB Brandon Weeden connected with TE Benjamin Watson for a 17-yard touchdown with 1:07 remaining in the fourth to put Cleveland ahead 20-17, but Dallas sent the game to overtime after K Dan Bailey converted on a 32-yard field goal with two seconds remaining in regulation. In overtime, the Cowboys drove 28 yards following a 20-yard punt return to set up Bailey for a 38-yard game-winning field goal.

**Nov. 11, 2015 – Cleveland 33, Baltimore Ravens 30**, at Baltimore; Baltimore won toss. Ravens K Justin Tucker connected on a 23-yard field goal with 25 seconds remaining in the fourth quarter to tie the game. After the Browns defense forced a three-and-out, Cleveland drove 51 yards on 11 plays. Browns QB Josh McCown completed all four of his passes for 49 yards to set up K Travis Coons for a 32-yard game-winning field goal.

**Nov. 18, 2015 – Denver Broncos 26, Cleveland 23**, at Cleveland; Denver won toss. The Browns recorded an interception on Denver's opening possession in overtime but were forced to punt after losing yards on three consecutive plays, including two sacks. The Broncos drove 72 yards on 13 plays to set up K Brandon McManus for a 34-yard game-winning field goal.

**Sept. 25, 2016 – Miami Dolphins 30, Cleveland 24**, at Miami; Cleveland won toss. On the Dolphins second possession in overtime, Miami QB Ryan Tannehill connected with WR Jarvis Landry for a 32-yard completion to set up RB Jay Ajayi for an 11-yard rushing touchdown on the next play.

**Jan. 1, 2017 – Pittsburgh Steelers 27, Cleveland 24**, at Pittsburgh; Cleveland won toss. The Browns capped off a 17-play, 65-yard drive with a 34-yard field goal by K Cody Parkey. Pittsburgh responded with a 75-yard drive that resulted in a 26-yard touchdown pass to WR Cobi Hamilton.

**Oct. 22, 2017 – Tennessee Titans 12, Cleveland 9**, at Cleveland; Cleveland won toss. Browns K Zane Gonzalez converted a 54-yard field goal with four seconds remaining in regulation. On the Titans' second possession in overtime, K Ryan Succup connected on a 46-yard game-winning field goal.

**Dec. 17, 2017 – Green Bay Packers 27, Cleveland 21**, at Cleveland; Cleveland won toss. After DB Josh Jones intercepted QB DeShone Kizer on the opening possession, QB Brett Hundley found WR Davante Adams for a 25-yard touchdown pass.

**Sept. 9, 2018 – Cleveland 21, Pittsburgh Steelers 21**, at Cleveland; Cleveland won toss. Steelers K Chris Boswell missed a 42-yard field goal with 1:47 remaining. LB Joe Schobert returned a fumble 28 yards to set up a 43-yard field goal attempt with 13 seconds remaining but K Zane Gonzalez attempt was blocked.

**Sept. 30, 2018 – Oakland Raiders 45, Cleveland 42**, at Oakland; Oakland won toss. On their second possession, the Raiders drove 70 yards on 11 plays, capped off by a 29-yard field goal by K Matt McCrane.

**Oct. 7, 2018 – Cleveland 12, Baltimore Ravens 9**, at Cleveland; Cleveland won toss. On a third and 8 on the Cleveland 18-yard line, QB Baker Mayfield connected with WR Derrick Willies for a 39-yard gain. The Browns capped off the drive with a 37-yard K Greg Joseph field goal.

**Oct. 21, 2018 – Tampa Bay Buccaneers 26, Cleveland 23**, at Tampa Bay; Cleveland won toss. A fumbled punt return by Jabrill Peppers gave Tampa Bay the ball at the Cleveland 48-yard line. K Chandler Catanzaro sealed the game with a 59-yard field goal with 1:55 remaining.

**NOTE:** Cleveland's overtime record is 18-24-2 (19-25-3 including postseason). The Browns team record with four overtime games in a season is four set in 1989 and 2018, tied for second most in NFL history. The Browns are 1-1 in postseason overtime games. Coin toss results (includes post-season): Browns won toss (11-14-2); Browns lost toss (8-9).

## LARGEST COMEBACKS IN BROWNS HISTORY

Trailing 28-3 late in the second quarter at Tennessee (10/5/14), the Browns scored 26 unanswered points for a 29-28 win. The 25-point comeback was the largest by a road team in NFL history and tied for the third largest all-time.

### LARGEST COMEBACKS IN NFL HISTORY

Date	Game	Opp. Lead	Final Score
Dec. 7, 1980	San Francisco vs. New Orleans	28	38-35
Sept. 21, 1997	Buffalo vs. Indianapolis	26	37-35
Oct. 5, 2014	Cleveland at Tennessee	25	29-28
Nov. 8, 1987	St. Louis vs. Tampa Bay	25	31-28

### LARGEST COMEBACKS IN BROWNS HISTORY

Date	Game	Opp. Lead	Final Score
Oct. 5, 2014	Cleveland at Tennessee	25	29-28
Dec. 4, 1966	Cleveland vs. N.Y. Giants	20	49-40
Oct. 27, 2002	Cleveland at N.Y. Jets	18	24-21



## BROWNS ON PRIME TIME BY YEAR

## 1970s (5-2)

Sept. 21, 1970*	Cleveland 31, New York Jets 21	at Cleveland
Dec. 7, 1970	Cleveland 21, Houston 10	at Houston
Oct. 4, 1971	Oakland 34, Cleveland 20	at Cleveland
Nov. 13, 1972	Cleveland 21, San Diego 17	at San Diego
Oct. 15, 1973	Miami 17, Cleveland 9	at Cleveland
Sept. 26, 1977	Cleveland 30, New England 27 (OT)	at Cleveland
Sept. 24, 1979	Cleveland 26, Dallas 7	at Cleveland

## 1980s (8-9)

Sept. 15, 1980	Houston 16, Cleveland 7	at Cleveland
Nov. 3, 1980	Cleveland 27, Chicago 21	at Cleveland
Sept. 7, 1981	San Diego 44, Cleveland 14	at Cleveland
Dec. 3, 1981	Houston 17, Cleveland 13	at Houston
Sept. 15, 1983	Cleveland 17, Cincinnati 7	at Cleveland
Sept. 16, 1984#	Denver 24, Cleveland 14	at Cleveland
Sept. 16, 1985	Cleveland 17, Pittsburgh 7	at Cleveland
Sept. 18, 1986**	Cincinnati 30, Cleveland 13	at Cleveland
Nov. 10, 1986	Cleveland 26, Miami 16	at Cleveland
Oct. 26, 1987	Cleveland 30, L.A. Rams 17	at Cleveland
Nov. 29, 1987#	San Francisco 38, Cleveland 24	at San Francisco
Sept. 19, 1988	Cleveland 23, Indianapolis 17	at Cleveland
Nov. 7, 1988	Houston 24, Cleveland 17	at Houston
Dec. 12, 1988	Miami 38, Cleveland 31	at Miami
Sept. 25, 1989	Cincinnati 21, Cleveland 14	at Cincinnati
Oct. 23, 1989	Cleveland 27, Chicago 7	at Cleveland
Dec. 23, 1989##	Cleveland 24, Houston 20	at Houston

## 1990s (3-6)

Oct. 8, 1990	Cleveland 30, Denver 29	at Denver
Oct. 22, 1990	Cincinnati 34, Cleveland 13	at Cleveland
Nov. 17, 1991#	Houston 28, Cleveland 24	at Houston
Sept. 14, 1992	Miami 27, Cleveland 23	at Cleveland
Sept. 13, 1993	Cleveland 23, San Francisco 13	at Cleveland
Oct. 13, 1994**	Cleveland 11, Houston 8	at Houston
Oct. 2, 1995	Buffalo 22, Cleveland 19	at Cleveland
Nov. 13, 1995	Pittsburgh 20, Cleveland 3	at Pittsburgh
Sept. 12, 1999#	Pittsburgh 43, Cleveland 0	at Cleveland

## 2000s (4-10)

Oct. 6, 2002#	Baltimore 26, Cleveland 21	at Cleveland
Oct. 5, 2003#	Cleveland 33, Pittsburgh 13	at Pittsburgh
Dec. 8, 2003	St. Louis 26, Cleveland 20	at Cleveland
Nov. 7, 2004#	Baltimore 27, Cleveland 13	at Baltimore
Dec. 26, 2004#	Miami 10, Cleveland 7	at Miami
Nov. 13, 2005#	Pittsburgh 34, Cleveland 21	at Pittsburgh
Dec. 7, 2006**	Pittsburgh 27, Cleveland 7	at Pittsburgh
Sept. 14, 2008#	Pittsburgh 10, Cleveland 6	at Cleveland
Oct. 13, 2008	Cleveland 35, New York Giants 14	at Cleveland
Nov. 6, 2008**	Denver 34, Cleveland 30	at Cleveland
Nov. 17, 2008	Cleveland 29, Buffalo 27	at Buffalo
Dec. 15, 2008	Philadelphia 30, Cleveland 10	at Philadelphia
Nov. 16, 2009	Baltimore 16, Cleveland 0	at Cleveland
Dec. 10, 2009**	Cleveland 13, Pittsburgh 6	at Cleveland

## 2010s (4-5)

Dec. 12, 2011**	Pittsburgh 14, Cleveland 3	at Pittsburgh
Sept. 27, 2012**	Baltimore 23, Cleveland 16	at Baltimore
Oct. 3, 2013**	Cleveland 37, Buffalo 24	at Cleveland
Nov. 6, 2014**	Cleveland 24, Cincinnati 3	at Cincinnati
Nov. 5, 2015**	Cincinnati 31, Cleveland 10	at Cincinnati
Nov. 30, 2015	Baltimore 33, Cleveland 27	at Cleveland
Nov. 10, 2016**	Baltimore 28, Cleveland 7	at Baltimore
Sept. 20, 2018**	Cleveland 21, New York Jets 17	at Cleveland
Dec. 15, 2018##	Cleveland 17, Denver 16	at Denver

\* First game ever on Monday Night Football

Monday Nights Except: \*\*Thursday Night, #Sunday Night, ##Saturday Night

## BROWNS ON PRIME TIME BY DAY

## MONDAY NIGHT (15-15)

*Sept. 21, 1970	Cleveland 31, New York Jets 21	at Cleveland
Dec. 7, 1970	Cleveland 21, Houston 10	at Houston
Oct. 4, 1971	Oakland 34, Cleveland 20	at Cleveland
Nov. 13, 1972	Cleveland 21, San Diego 17	at San Diego
Oct. 15, 1973	Miami 17, Cleveland 9	at Cleveland
Sept. 26, 1977	Cleveland 30, New England 27 (OT)	at Cleveland
Sept. 24, 1979	Cleveland 26, Dallas 7	at Cleveland
Sept. 15, 1980	Houston 16, Cleveland 7	at Cleveland
Nov. 3, 1980	Cleveland 27, Chicago 21	at Cleveland
Sept. 7, 1981	San Diego 44, Cleveland 14	at Cleveland
Sept. 16, 1985	Cleveland 17, Pittsburgh 7	at Cleveland
Nov. 10, 1986	Cleveland 26, Miami 16	at Cleveland
Oct. 26, 1987	Cleveland 30, L.A. Rams 17	at Cleveland
Sept. 19, 1988	Cleveland 23, Indianapolis 17	at Cleveland
Nov. 7, 1988	Houston 24, Cleveland 17	at Houston
Dec. 12, 1988	Miami 38, Cleveland 31	at Miami
Sept. 25, 1989	Cincinnati 21, Cleveland 14	at Cincinnati
Oct. 23, 1989	Cleveland 27, Chicago 7	at Cleveland
Oct. 8, 1990	Cleveland 30, Denver 29	at Denver
Oct. 22, 1990	Cincinnati 34, Cleveland 13	at Cleveland
Sept. 14, 1992	Miami 27, Cleveland 23	at Cleveland
Sept. 13, 1993	Cleveland 23, San Francisco 13	at Cleveland
Oct. 2, 1995	Buffalo 22, Cleveland 19	at Cleveland
Nov. 13, 1995	Pittsburgh 20, Cleveland 3	at Pittsburgh
Dec. 8, 2003	St. Louis 26, Cleveland 20	at Cleveland
Oct. 13, 2008	Cleveland 35, New York Giants 14	at Cleveland
Nov. 17, 2008	Cleveland 29, Buffalo 27	at Buffalo
Dec. 15, 2008	Philadelphia 30, Cleveland 10	at Philadelphia
Nov. 16, 2009	Baltimore 16, Cleveland 0	at Cleveland
Nov. 20, 2015	Baltimore 33, Cleveland 27	at Cleveland

## SUNDAY NIGHT (1-9)

Sept. 16, 1984	Denver 24, Cleveland 14	at Cleveland
Nov. 29, 1987	San Francisco 38, Cleveland 24	at San Francisco
Nov. 17, 1991	Houston 28, Cleveland 24	at Houston
Sept. 12, 1999	Pittsburgh 43, Cleveland 0	at Cleveland
Oct. 6, 2002	Baltimore 26, Cleveland 21	at Cleveland
Oct. 5, 2003	Cleveland 33, Pittsburgh 13	at Pittsburgh
Nov. 7, 2004	Baltimore 27, Cleveland 13	at Baltimore
Dec. 26, 2004	Miami 10, Cleveland 7	at Miami
Nov. 13, 2005	Pittsburgh 34, Cleveland 21	at Pittsburgh
Sept. 14, 2008	Pittsburgh 10, Cleveland 6	at Cleveland

## SATURDAY NIGHT (2-0)

Dec. 23, 1989	Cleveland 24, Houston 20	at Houston
Dec. 15, 2018	Cleveland 17, Denver 16	at Denver

## THURSDAY NIGHT (6-8)

Dec. 3, 1981	Houston 17, Cleveland 13	at Houston
Sept. 15, 1983	Cleveland 17, Cincinnati 7	at Cleveland
Sept. 18, 1986	Cincinnati 30, Cleveland 13	at Cleveland
Oct. 13, 1994	Cleveland 11, Houston 8	at Houston
Dec. 7, 2006	Pittsburgh 27, Cleveland 7	at Pittsburgh
Nov. 6, 2008	Denver 34, Cleveland 30	at Cleveland
Oct. 10, 2009	Cleveland 13, Pittsburgh 6	at Cleveland
Dec. 12, 2011	Pittsburgh 14, Cleveland 3	at Pittsburgh
Sept. 27, 2012	Baltimore 23, Cleveland 16	at Baltimore
Oct. 3, 2013	Cleveland 37, Buffalo 24	at Cleveland
Nov. 6, 2014	Cleveland 24, Cincinnati 3	at Cincinnati
Nov. 5, 2015	Cincinnati 31, Cleveland 10	at Cincinnati
Nov. 10, 2016	Baltimore 28, Cleveland 7	at Baltimore
Sept. 20, 2018	Cleveland 21, New York Jets 17	at Cleveland

\* First-ever game on Monday Night Football

## OVERALL PRIME TIME GAMES

Overall Prime Time Games	24-32	Saturday Night	2-0
Home	15-16	Home	0-0
Road	9-16	Road	2-0
Monday Night	15-15	Thursday Night	6-8
Home	11-10	Home	4-2
Road	4-5	Road	2-6
Sunday Night	1-9		
Home	0-4		
Road	1-5		



## SHUTOUTS BY BROWNS

12/16/2007	vs. Buffalo Bills	8-0
11/20/2005	vs. Miami Dolphins	22-0
11/25/2001	vs. Cincinnati Bengals	18-0
9/18/1994	vs. Arizona Cardinals	32-0
12/1/1991	at Indianapolis Colts	31-0
9/8/1991	at New England Patriots	20-0
9/10/1989	at Pittsburgh Steelers	51-0
10/18/1987	at Cincinnati Bengals	34-0*
11/20/1983	at New England Patriots	30-0
11/13/1983	vs. Tampa Bay Buccaneers	20-0
12/1/1974	vs. San Francisco 49ers	7-0
11/5/1972	vs. Houston Oilers	20-0
9/19/1971	vs. Houston Oilers	31-0
10/25/1970	at Miami Dolphins	28-0
10/22/1967	vs. Chicago Bears	24-0
12/27/1964	vs. Baltimore Colts	27-0**
12/11/1960	vs. Chicago Bears	42-0
12/1/1957	vs. Chicago Cardinals	31-0
11/10/1957	vs. Pittsburgh Steelers	24-0
11/18/1956	at Philadelphia Eagles	16-0
11/21/1954	vs. Philadelphia Eagles	6-0
10/25/1953	at New York Giants	7-0
9/27/1953	at Green Bay Packers	27-0
12/7/1952	at Chicago Cardinals	10-0
12/9/1951	at Pittsburgh Steelers	28-0
11/18/1951	at New York Giants	10-0
10/21/1951	vs. Pittsburgh Steelers	17-0
10/14/1951	vs. Washington Redskins	45-0
9/24/1950	at Baltimore Colts	31-0

\* replacement game, during 1987 players' strike

\*\* NFL Championship Game

## SHUTOUTS BY OPPONENTS

12/14/2014	vs. Cincinnati Bengals	0-30
11/16/2009	vs. Baltimore Ravens	0-16
12/28/2008	at Pittsburgh Steelers	0-31
12/21/2008	vs. Cincinnati Bengals	0-14
11/26/2006	vs. Cincinnati Bengals	0-30
12/24/2005	vs. Pittsburgh Steelers	0-41
12/19/2004	vs. San Diego Chargers	0-21
12/21/2003	vs. Baltimore Ravens	0-35
12/17/2000	vs. Tennessee Titans	0-24
12/3/2000	at Jacksonville Jaguars	0-48
10/22/2000	at Pittsburgh Steelers	0-22
10/1/2000	vs. Baltimore Ravens	0-12
9/12/1999	vs. Pittsburgh Steelers	0-43
9/27/1992	vs. Denver Broncos	0-12
12/23/1990	at Pittsburgh Steelers	0-35
11/4/1990	vs. Buffalo Bills	0-42
9/30/1990	at Kansas City Chiefs	0-34
12/3/1989	vs. Cincinnati Bengals	0-21
9/3/1984	at Seattle Seahawks	0-33
11/27/1977	vs. Los Angeles Rams	0-9
12/3/1972	at Pittsburgh Steelers	0-30
10/15/1972	vs. Chicago Bears	0-17
10/24/1971	vs. Denver Broncos	0-27
12/29/1968	vs. Baltimore Colts	0-34**
12/21/1958	at New York Giants	0-10#
10/1/1950	vs. New York Giants	0-6

# Playoff Game

\*\*NFL Championship Game

The Browns have won 29 NFL games by shutout and lost 25. Cleveland registered eight shutouts in the AAFC and was never shutout.

## HEAD COACHES RECORDS

YEARS	COACH	LEAGUE	REGULAR SEASON				PLAYOFFS				COMBINED RECORD			
			W	L	T	%	W	L	T	%	W	L	T	%
1946-49	Paul Brown	AAFC	47	4	3	.898	5	0	0	1.000	52	4	3	.907
1950-62	Paul Brown	NFL	111	44	5	.709	4	5	0	.444	115	49	5	.695
1946-62	Paul Brown	NFL/AAFC	158	48	8	.757	9	5	0	.643	167	53	8	.750
1963-70	Blanton Collier	NFL	76	34	2	.688	3	4	0	.429	79	38	2	.672
1971-74	Nick Skorich	NFL	30	24	2	.556	0	2	0	.000	30	26	2	.534
1975-77	Forrest Gregg	NFL	18	23	0	.439	0	0	0	.000	18	23	0	.439
1977	Dick Modzelewski*	NFL	0	1	0	.000	0	0	0	.000	0	1	0	.000
1978-84	Sam Rutigliano	NFL	47	50	0	.485	0	2	0	.000	47	52	0	.475
1984-88	Marty Schottenheimer	NFL	44	27	0	.620	2	4	0	.333	46	31	0	.597
1989-90	Bud Carson	NFL	11	13	1	.460	1	1	0	.500	12	14	1	.463
1990	Jim Shofner*	NFL	1	6	0	.143	0	0	0	.000	1	6	0	.143
1991-95	Bill Belichick	NFL	36	44	0	.450	1	1	0	.500	37	45	0	.451
1999-00	Chris Palmer	NFL	5	27	0	.156	0	0	0	.000	5	27	0	.156
2001-04	Butch Davis	NFL	24	35	0	.407	0	1	0	.000	24	36	0	.400
2004	Terry Robiskie*	NFL	1	4	0	.200	0	0	0	.000	1	4	0	.200
2005-08	Romeo Crennel	NFL	24	40	0	.375	0	0	0	.000	24	40	0	.375
2009-10	Eric Mangini	NFL	10	22	0	.313	0	0	0	.000	10	22	0	.313
2011-12	Pat Shurmur	NFL	9	23	0	.281	0	0	0	.000	9	23	0	.281
2013	Rob Chudzinski	NFL	4	12	0	.250	0	0	0	.000	4	12	0	.250
2014-15	Mike Pettine	NFL	10	22	0	.313	0	0	0	.000	10	22	0	.313
2016-18	Hue Jackson	NFL	3	36	1	.088	0	0	0	.000	3	36	1	.088
2018	Gregg Williams*	NFL	5	3	0	.625	0	0	0	.000	5	3	0	.625
Team Totals in NFL			469	490	11	.489	11	20	0	.355	480	510	11	.485
Team Totals in AAFC			47	4	3	.898	5	0	0	1.000	52	4	3	.907
Team Totals in NFL/AAFC Combined			516	494	14	.511	16	20	0	.444	532	514	14	.508

\* Interim Head Coaches



## ALL-TIME PRESEASON RESULTS

### 1946 (1-0)

8/30	Brooklyn Dodgers at Akron (35,964).....	35-20
------	---	-------

### 1947 (1-0)

8/29	Baltimore Colts at Akron (35,106).....	28-0
------	--	------

### 1948 (1-1)

8/22	Buffalo Bisons at Akron (28,069) .....	35-21
8/27	Baltimore Colts at Toledo (13,433) .....	17-21

### 1949 (2-0-1)

8/14	Chicago Hornets at Toledo (13,500).....	21-0
8/19	San Francisco 49ers (31,157).....	21-21
8/26	New York Yankees at Akron (19,441) .....	28-21

### 1950 (5-0)

8/12	Green Bay Packers at Toledo (10,000).....	38-7
8/19	Baltimore Colts at Cincinnati (21,000).....	34-7
8/25	Detroit Lions at Akron (23,670) .....	35-14
9/1	Chicago Bears (51,076).....	27-23
9/4	Pittsburgh Steelers at Buffalo (15,259).....	41-31

### 1951 (4-1)

8/17	College All-Stars (92,180) .....	33-0
8/25	New York Yankees at Akron (25,820) .....	52-0
9/4	at Detroit Lions (35,165) .....	20-21
9/9	at Chicago Bears (67,342) .....	32-21
9/14	Los Angeles Rams (38,851) .....	7-6

### 1952 (2-2)

8/23	at Green Bay Packers (22,215) .....	21-14
8/29	Chicago Bears (37,976) .....	14-7
9/6	Detroit Lions at Syracuse (26,000) .....	21-28
9/13	San Francisco 49ers at Akron (30,119) .....	31-35

### 1953 (4-1-1)

8/23	at San Francisco 49ers (36,273) .....	20-7
8/28	at Los Angeles Rams (21,440) .....	9-27
9/4	at Detroit Lions (39,985) .....	24-24
9/7	Baltimore Colts at Akron (20,000).....	23-21
9/11	at Chicago Bears (36,796) .....	20-14
9/19	Green Bay Packers (22,336) .....	21-13

### 1954 (2-3)

8/21	at Green Bay Packers (15,747) .....	14-13
8/27	at Los Angeles Rams (58,567) .....	10-38
9/5	at San Francisco 49ers (46,877) .....	21-38
9/10	Detroit Lions at Dallas (42,000) .....	31-56
9/18	Chicago Bears (17,631) .....	35-7

### 1955 (1-5)

8/12	College All-Stars (75,000) .....	27-30
8/20	Green Bay Packers at Akron (22,000).....	13-7
8/28	at San Francisco 49ers (41,604) .....	14-17
9/2	Los Angeles Rams (35,948) .....	21-38
9/10	Detroit Lions (29,581) .....	3-19
9/15	at Chicago Bears (43,067) .....	21-24

### 1956 (2-5)

8/10	College All-Stars (75,000) .....	26-0
8/19	at San Francisco 49ers (38,741) .....	17-28
8/24	at Los Angeles Rams (40,175) .....	6-17
9/1	Green Bay Packers (15,456) .....	20-21
9/7	at Detroit Lions (48,105) .....	0-17
9/15	Detroit Lions at Akron (28,201) .....	14-31
9/21	at Chicago Bears (56,543) .....	24-14

### 1957 (2-4)

8/14	at Detroit Lions (40,150) .....	10-20
8/24	Pittsburgh Steelers at Akron (26,669).....	28-13
9/1	at San Francisco 49ers (32,840) .....	17-21
9/6	at Los Angeles Rams (45,011) .....	14-20
9/14	Detroit Lions (34,369) .....	23-7
9/20	at Chicago Bears (47,354) .....	3-29

### 1958 (3-3)

8/16	Pittsburgh Steelers at Akron (27,202).....	10-0
8/22	at Detroit Lions (36,662) .....	7-17
8/29	at Los Angeles Rams (41,387) .....	13-10
9/7	at San Francisco 49ers (31,339) .....	16-21
9/12	at Chicago Bears (52,669) .....	31-42
9/20	Detroit Lions (35,343) .....	41-7

### 1959 (2-4)

8/11	at Pittsburgh Steelers (27,432) .....	20-34
8/22	Detroit Lions at Akron (22,654) .....	3-9
8/30	at San Francisco 49ers (24,737) .....	14-17
9/5	at Los Angeles Rams (55,883) .....	27-24
9/13	at Detroit Lions (33,435) .....	28-31
9/19	Chicago Bears (25,316) .....	33-31

### 1960 (5-1)

8/13	at Detroit Lions (24,620) .....	28-14
8/18	at Pittsburgh Steelers (16,360) .....	27-24
8/27	at Los Angeles Rams (48,175) .....	17-22
9/3	San Francisco 49ers at Portland (25,898) .....	26-24
9/10	Chicago Bears at Akron (21,568) .....	16-10
9/17	Detroit Lions (25,911) .....	14-10

### 1961 (3-2)

8/11	at Detroit Lions (25,602) .....	7-35
8/20	at San Francisco 49ers (38,759) .....	27-24
8/25	at Los Angeles Rams (40,086) .....	34-17
9/1	Pittsburgh Steelers at Akron (27,758).....	38-6
9/7	Detroit Lions (41,374) .....	17-35

### 1962 (5-0)

8/11	at Detroit Lions (34,241) .....	17-14
8/18	Pittsburgh Steelers (77,683) .....	33-10
8/25	San Francisco 49ers at Portland (27,161) .....	34-27
9/1	at Los Angeles Rams (43,118) .....	26-24
9/7	at Chicago Bears (57,878) .....	28-24

### 1963 (2-3)

8/10	at Detroit Lions (37,248) .....	10-24
8/17	Baltimore Colts (83,218) .....	7-21
8/25	at San Francisco 49ers (28,335) .....	24-7
8/31	at Los Angeles Rams (45,623) .....	23-14
9/7	Pittsburgh Steelers at Canton (18,462) .....	7-16

### 1964 (4-1)

8/9	at San Francisco 49ers (27,404) .....	7-26
8/15	at Los Angeles Rams (43,183) .....	56-31
8/22	Pittsburgh Steelers at Akron (27,255).....	42-7
8/28	at Detroit Lions (36,946) .....	35-14
9/5	Green Bay Packers (83,736) .....	20-17

### 1965 (5-1)

8/6	College All-Stars (68,000) .....	24-16
8/15	at San Francisco 49ers (22,000) .....	37-21
8/21	at Los Angeles Rams (29,508) .....	21-19
8/29	at Detroit Lions (28,803) .....	28-14
9/4	Green Bay Packers (83,118) .....	14-30
9/11	Pittsburgh Steelers at Akron (23,162).....	28-16



**1966 (3-2)**

8/6	at Los Angeles Rams (63,285)	6-16
8/14	at San Francisco 49ers (27,867)	28-17
8/20	at Atlanta Falcons (48,548)	42-3
8/26	Baltimore Colts (83,418)	17-24
9/3	Pittsburgh Steelers at Birmingham (23,590)	13-10

**1967 (1-5)**

8/5	Philadelphia Eagles at Canton (17,500)	13-28
8/13	at San Francisco 49ers (27,482)	14-42
8/19	at Los Angeles Rams (36,942)	17-24
8/25	at Atlanta Falcons (52,240)	31-34
9/2	Green Bay Packers (84,236)	21-30
9/10	at Minnesota Vikings (40,012)	42-14

**1968 (2-3)**

8/9	at Los Angeles Rams (64,020)	21-23
8/18	at San Francisco 49ers (26,801)	31-17
8/24	at New Orleans Saints (70,045)	27-40
8/30	at Buffalo Bills (45,448)	22-12
9/7	Green Bay Packers (84,918)	9-31

**1969 (3-2-1)**

8/10	San Francisco 49ers at Seattle (32,219)	21-16
8/16	at Los Angeles Rams (54,937)	10-7
8/23	at San Diego Chargers (36,005)	19-19
8/30	Green Bay Packers (85,532)	17-27
9/6	at Washington Redskins (45,994)	20-10
9/10	Minnesota Vikings at Akron (28,561)	16-23

**1970 (2-4)**

8/8	at Los Angeles Rams (71,559)	17-30
8/15	San Francisco 49ers at Tampa (41,851)	17-10
8/22	Kansas City Chiefs at Memphis (31,532)	13-16
8/29	at Cincinnati Bengals (57,112)	24-31
9/5	Minnesota Vikings (83,043)	21-24
9/12	at New York Giants (62,461)	30-29

**1971 (1-5)**

8/8	at San Francisco 49ers (40,000)	24-38
8/13	at Los Angeles Rams (52,503)	5-17
8/20	at Dallas Cowboys (69,099)	15-16
8/28	Chicago Bears at South Bend (43,568)	19-20
9/4	New York Giants (82,710)	30-7
9/10	at St. Louis Cardinals (46,171)	13-27

**1972 (0-6)**

8/4	at Los Angeles Rams (64,803)	3-13
8/13	at San Francisco 49ers (58,364)	13-20
8/20	Detroit Lions at Ann Arbor (58,422)	7-34
8/26	Minnesota Vikings (70,583)	17-20
9/3	Cincinnati Bengals at Columbus (84,816)	21-27
9/10	at New York Giants (60,152)	21-28

**1973 (2-3-1)**

8/6	San Francisco 49ers (65,707)	16-27
8/11	at Los Angeles Rams (54,385)	21-21
8/19	Cincinnati Bengals at Columbus (73,421)	24-6
8/25	Atlanta Falcons at Knoxville (40,831)	20-17
9/1	Detroit Lions (64,088)	13-16
9/8	New York Giants at Akron (30,751)	10-21

**1974 (2-4)**

8/2	at Los Angeles Rams (28,021)	21-24
8/12	San Francisco 49ers (24,008)	21-20
8/17	Baltimore Colts at Tampa (25,116)	3-37
8/24	Washington Redskins (44,528)	17-20
9/1	Cincinnati Bengals at Columbus (36,326)	21-17
9/7	at Detroit Lions (42,905)	7-21

**1975 (2-4)**

8/10	at San Francisco 49ers (45,560)	13-17
8/16	Philadelphia Eagles (35,769)	14-6
8/22	at Washington Redskins (15,513)	14-23
9/1	Buffalo Bills (31,155)	20-34
9/7	New York Giants at Seattle (20,000)	24-20
9/13	Detroit Lions (32,341)	24-27

**1976 (4-2)**

7/31	Baltimore Colts at Lincoln (20,304)	0-21
8/7	Atlanta Falcons at Stillwater (24,227)	31-7
8/16	Minnesota Vikings (44,336)	31-7
8/23	at Philadelphia Eagles (20,600)	21-17
8/30	New England Patriots (36,016)	30-27
9/3	at Buffalo Bills (37,951)	10-28

**1977 (3-3)**

8/8	Washington Redskins (32,554)	14-16
8/13	at Minnesota Vikings (45,370)	33-34
8/19	St. Louis Cardinals (31,308)	19-10
8/25	Chicago Bears (36,598)	14-7
9/3	at Green Bay Packers (53,180)	19-14
9/9	at Detroit Lions (49,168)	20-24

**1978 (2-2)**

8/7	New York Giants (30,636)	7-21
8/12	at Buffalo Bills (23,241)	20-10
8/21	Detroit Lions (31,345)	14-10
8/27	at New England Patriots (42,696)	10-21

**1979 (2-2)**

8/4	at New York Giants (30,905)	7-27
8/11	Baltimore Colts (43,056)	24-3
8/18	at Detroit Lions (55,623)	10-21
8/24	at Washington Redskins (40,039)	21-9

**1980 (1-3)**

8/9	at Kansas City Chiefs (38,055)	0-42
8/18	Washington Redskins (54,986)	3-12
8/23	at Chicago Bears (57,688)	33-31
8/30	at Minnesota Vikings (47,262)	16-38

**1981 (2-3)**

8/1	Atlanta Falcons at Canton (23,921)	24-10
8/8	Pittsburgh Steelers (78,610)	31-35
8/15	at Buffalo Bills (32,306)	13-10
8/22	Buffalo Bills (41,495)	20-31
8/29	at Green Bay Packers (56,191)	18-35

**1982 (4-0)**

8/14	at Detroit Lions (54,275)	17-16
8/19	Los Angeles Rams (60,794)	26-23
8/28	at New Orleans Saints (55,689)	20-17
9/4	at Los Angeles Raiders (38,840)	27-10

**1983 (3-1)**

8/6	at Green Bay Packers (41,866)	21-20
8/13	at Buffalo Bills (25,886)	27-10
8/20	at Denver Broncos (73,244)	10-19
8/26	Los Angeles Raiders (61,844)	20-17

**1984 (1-3)**

8/4	Pittsburgh Steelers (47,381)	14-31
8/13	at Los Angeles Rams (41,882)	21-10
8/18	at Kansas City Chiefs (33,074)	13-31
8/23	at Philadelphia Eagles (40,030)	19-20

**1985 (2-2)**

8/10	at San Diego Chargers (42,300)	7-12
8/17	Philadelphia Eagles (46,236)	28-14
8/24	at Buffalo Bills (23,145)	31-28
8/30	Los Angeles Raiders (44,926)	7-26



**1986 (4-0)**

8/9	Buffalo Bills (58,982) .....	19-17
8/15	at Miami Dolphins (50,815) .....	17-10
8/23	at Atlanta Falcons (33,637) .....	27-21
8/28	at Los Angeles Raiders (57,780) .....	25-22

**1987 (3-1)**

8/15	St. Louis Cardinals (78,650) .....	31-16
8/22	at New York Giants (41,008) .....	10-24
8/29	at Atlanta Falcons (35,960) .....	23-3
9/5	Green Bay Packers at Milwaukee (37,707) .....	(OT) 30-24

**1988 (3-1)**

8/6	Detroit Lions (78,065) .....	13-10
8/13	at Tampa Bay Buccaneers (50,074) .....	23-3
8/18	New York Jets at Montreal (39,112) .....	7-11
8/26	New York Giants (71,129) .....	17-13

**1989 (1-4)**

8/6	Philadelphia Eagles at London (73,677) .....	13-17
8/12	at Detroit Lions (44,536) .....	25-24
8/19	Pittsburgh Steelers (71,939) .....	21-24
8/26	at Phoenix Cardinals (36,667) .....	7-21
9/2	Tampa Bay Buccaneers (62,486) .....	10-27

**1990 (1-4)**

8/4	Chicago Bears at Canton (23,952) .....	0-13
8/11	at Green Bay Packers (52,625) .....	25-10
8/19	Minnesota Vikings (60,989) .....	20-23
8/25	Washington Redskins (62,444) .....	13-31
9/1	at New York Giants (33,148) .....	10-28

**1991 (2-2)**

8/5	Tampa Bay Buccaneers (64,753) .....	10-23
8/10	New York Giants (54,445) .....	16-10
8/16	at Washington Redskins (51,137) .....	(OT) 24-21
8/23	at Minnesota Vikings (45,925) .....	7-31

**1992 (2-2)**

8/8	Atlanta Falcons (59,566) .....	7-0
8/15	at New York Giants (46,788) .....	7-16
8/24	Minnesota Vikings (55,755) .....	3-56
8/28	at Tampa Bay Buccaneers (40,883) .....	24-3

**1993 (2-2)**

8/9	at Washington Redskins (36,455) .....	12-41
8/14	New England Patriots at Toronto (33,012) .....	12-9
8/21	Los Angeles Rams (51,361) .....	21-10
8/27	at Tampa Bay Buccaneers (45,668) .....	20-23

**1994 (3-1)**

8/6	at New York Giants (59,684) .....	24-15
8/13	Detroit Lions (47,455) .....	16-7
8/19	Atlanta Falcons (51,602) .....	28-7
8/25	at Indianapolis Colts (39,052) .....	7-24

**1995 (2-2)**

8/6	New York Giants (45,046) .....	13-19
8/14	Chicago Bears (49,891) .....	55-13
8/19	at Atlanta Falcons (41,813) .....	10-19
8/25	at Arizona Cardinals (40,903) .....	31-17

**1999 (2-3)**

8/9	Dallas Cowboys at Canton (25,156) .....	(OT) 20-17
8/14	at Tampa Bay Buccaneers (63,963) .....	3-30
8/21	Minnesota Vikings (71,398) .....	17-24
8/28	Chicago Bears (72,388) .....	35-24
9/2	at Philadelphia Eagles (64,978) .....	17-30

**2000 (1-3)**

7/30	Philadelphia Eagles (72,518) .....	33-22
8/12	at Chicago Bears (66,944) .....	6-19
8/19	Washington Redskins (71,818) .....	0-24
8/26	at Green Bay Packers (59,687) .....	33-34

**2001 (2-2)**

8/11	Green Bay Packers (71,218) .....	10-3
8/18	Tampa Bay Buccaneers (72,018) .....	7-6
8/24	at Washington Redskins (67,014) .....	25-27
8/31	at Carolina Panthers (70,444) .....	(OT) 20-23

**2002 (2-2)**

8/10	at Minnesota Vikings (63,532) .....	27-15
8/17	Detroit Lions (70,218) .....	24-23
8/26	at Green Bay Packers (62,668) .....	20-27
8/30	Carolina Panthers (68,718) .....	19-20

**2003 (1-3)**

8/9	at Tennessee Titans (68,809) .....	6-10
8/15	Green Bay Packers (70,348) .....	31-38
8/23	at Detroit Lions (59,333) .....	17-38
8/28	Atlanta Falcons (69,618) .....	20-9

**2004 (3-1)**

8/14	at Tennessee Titans (68,809) .....	3-24
8/21	Detroit Lions (67,771) .....	17-10
8/28	at Kansas City Chiefs (76,086) .....	21-19
9/3	Chicago Bears (69,393) .....	24-10

**2005 (3-1)**

8/13	New York Giants (67,429) .....	17-14
8/20	at Detroit Lions (58,371) .....	21-13
8/26	Carolina Panthers (69,512) .....	20-23
9/1	at Chicago Bears (60,346) .....	16-6

**2006 (2-2)**

8/10	at Philadelphia Eagles (67,249) .....	7-20
8/18	Detroit Lions (68,112) .....	20-16
8/26	at Buffalo Bills (70,989) .....	20-17
8/31	Chicago Bears (69,366) .....	7-20

**2007 (3-1)**

8/11	Kansas City Chiefs (70,067) .....	16-12
8/18	Detroit Lions (69,761) .....	20-23
8/25	at Denver Broncos (75,361) .....	17-16
8/30	at Chicago Bears (61,917) .....	19-9

**2008 (0-4)**

8/7	New York Jets (70,668) .....	20-24
8/18	at New York Giants (79,207) .....	34-37
8/23	at Detroit Lions (44,456) .....	6-26
8/28	Chicago Bears (70,880) .....	10-16

**2009 (2-2)**

8/15	at Green Bay (69,091) .....	0-17
8/22	Detroit Lions (67,154) .....	27-10
8/29	Tennessee Titans (67,400) .....	23-17
9/3	at Chicago Bears (61,583) .....	23-26

**2010 (2-2)**

8/14	at Green Bay (68,958) .....	27-24
8/21	St. Louis Rams (58,250) .....	17-19
8/28	at Detroit Lions (36,444) .....	27-35
9/2	Chicago Bears (62,299) .....	13-10



**2011 (1-3)**

8/13	Green Bay (57,077) .....	27-17
8/19	Detroit Lions (56,004) .....	28-30
8/25	at Philadelphia Eagles (69,144) .....	14-24
9/1	at Chicago Bears (59,874) .....	14-24

**2012 (2-2)**

8/10	at Detroit Lions (58,933) .....	19-17
8/16	at Green Bay Packers (68,201) .....	35-10
8/24	Philadelphia Eagles (54,550) .....	10-27
8/30	Chicago Bears (54,297) .....	20-28

**2013 (3-1)**

8/8	St. Louis Rams (56,943) .....	27-19
8/15	Detroit Lions (58,313) .....	24-6
8/24	at Indianapolis Colts (65,626) .....	6-27
8/29	at Chicago Bears (59,868) .....	18-16

**2014 (1-3)**

8/9	at Detroit Lions (51,384) .....	12-13
8/18	at Washington Redskins (69,127) .....	23-24
8/23	St. Louis Rams (61,663) .....	14-33
8/28	Chicago Bears (61,458) .....	33-13

**2015 (1-3)**

8/13	Washington Redskins (58,073) .....	17-20
8/20	Buffalo Bills (57,975) .....	10-11
8/29	at Tampa Bay Buccaneers (51,521) .....	31-7
9/3	at Chicago Bears (60,699) .....	0-24

**2016 (0-4)**

8/12	at Green Bay Packers (74,261) .....	11-17
8/18	Atlanta Falcons (58,327) .....	13-24
8/26	at Tampa Bay Buccaneers (46,848) .....	13-30
9/1	Chicago Bears (63,393) .....	7-21

**2017 (4-0)**

8/10	New Orleans Saints (58,779) .....	20-14
8/21	New York Giants (62,075) .....	10-6
8/26	at Tampa Bay Buccaneers (51,349) .....	13-9
8/31	at Chicago Bears (60,158) .....	25-0

**2018 (3-1)**

8/9	at New York Giants (68,749) .....	20-10
8/17	Buffalo Bills (61,811) .....	17-19
8/23	Philadelphia Eagles (61,333) .....	5-0
8/30	at Detroit Lions (51,227) .....	35-17

**PAUL BROWN'S INNOVATIONS**

Hall of Fame Coach Paul Brown not only led the Browns to a 167-53-8 record, four AAFC titles and three NFL championships, but he was also an innovator who helped shape the NFL into the game it is today.

**A Few Of Paul Brown's Innovations:**

- \* First to use intelligence test as a hint to a player's learning potential.
- \* Set up complete film clip statistical studies and graded his own players based on film study.
- \* First use of a radio transmitter to communicate with players on the field.
- \* First to install face masks on helmets (at the professional level).



# ALL-TIME REGULAR-SEASON RESULTS

**1946:** 12-2 (Points: 423-137)

**COACH:** Paul Brown

## 1946 USUAL STARTING LINEUPS

### OFFENSE

LE	58	Mac Speedie
LT	40	J. Daniell, 48 E. Blandin
LG	36	Ed Ulinski
C	20	Mike Scarry
RG	32	L. Houston, 30 B. Willis
RT	44	Lou Rymkus
RE	56	D. Lavelli, 50 J. Yonakor
QB	60	Otto Graham
RB	90	Edgar Jones
RB	85	Don Greenwood
FB	76	Marion Motley

### DEFENSE

LDE	52	G. Young, 55 J. Harrington
LDT	48	E. Blandin, 40 J. Daniell
MG	30	Bill Willis
RDT	42	C. Adams, 49 L. Simonetti
RDE	50	John Yonakor
LLB	76	Marion Motley
MLB	66	Lou Saban
RLB	20	Mike Scarry
LCB	85	D. Greenwood, 82 B. Lund
RCB	92	Tom Colella
S	62	Cliff Lewis

### RADIO ANNOUNCERS:

Bob Neal, Stan Gee (WGAR 1220 AM)

## 1ST WESTERN DIVISION

9/6	Miami Seahawks (60,135) (N) .....	W	44-0
9/13	at Chicago Rockets (51,962) (N) .....	W	20-6
9/22	at Buffalo Bisons (30,302) .....	W	28-0
9/29	New York Yankees (57,084) .....	W	24-7
10/6	Brooklyn Dodgers (43,713) .....	W	26-7
10/12	at New York Yankees (34,252) (N) .....	W	7-0
10/20	Los Angeles Dons (71,134) .....	W	31-14
10/27	San Francisco 49ers (70,385) .....	L	20-34
11/3	at Los Angeles Dons (24,800) .....	L	16-17
11/10	at San Francisco 49ers (41,061) .....	W	14-7
11/17	Chicago Rockets (60,457) .....	W	51-14
11/24	Buffalo Bisons (37,054) .....	W	42-17
12/3	at Miami Seahawks (9,083) .....	W	34-0
12/8	at Brooklyn Dodgers (14,600) .....	W	66-14

### CHAMPIONSHIP

12/22	New York Yankees (40,469) .....	W	14-9
-------	---------------------------------	---	------

**1947:** 12-1-1 (Points: 410-185)

**COACH:** Paul Brown

## 1947 USUAL STARTING LINEUPS

### OFFENSE

LE	58	Mac Speedie
LT	42	C. Adams, 48 E. Blandin
LG	36	E. Ulinski, 38 W. Humble
C	20	M. Scarry, 22 F. Gatski
RG	32	L. Houston, 30 B. Willis
RT	44	Lou Rymkus
RE	56	Dante Lavelli
QB	60	Otto Graham
RB	99	B. Boedeker, 92 T. Colella
RB	85	D. Greenwood, 86 L. Mayne
FB	76	Marion Motley

### DEFENSE

LDE	52	George Young
LDT	42	Chet Adams
MG	30	Bill Willis
RDT	49	Len Simonetti
RDE	50	John Yonakor
LLB	76	Marion Motley
MLB	72	Lou Saban
RLB	38	Weldon Humble
LCB	85	D. Greenwood, 82 B. Lund
RCB	92	Tom Colella
S	62	Cliff Lewis

### RADIO ANNOUNCERS:

Bob Neal, Bill Mayer (WGAR 1220 AM)

## 1ST WESTERN DIVISION

9/5	Buffalo Bills (63,263) (N) .....	W	30-14
9/12	at Brooklyn Dodgers (18,876) (N) .....	W	55-7
9/21	Baltimore Colts (44,257) .....	W	28-0
9/26	at Chicago Rockets (18,450) (N) .....	W	41-21
10/5	New York Yankees (80,067) .....	W	26-17
10/12	Los Angeles Dons (63,124) .....	L	10-13
10/19	Chicago Rockets (35,266) .....	W	31-28
10/26	at San Francisco 49ers (54,483) .....	W	14-7
11/2	at Buffalo Bills (43,167) .....	W	28-7
11/9	Brooklyn Dodgers (30,279) .....	W	13-12
11/16	San Francisco 49ers (76,504) .....	W	37-14
11/23	at New York Yankees (70,060) .....	T	28-28
11/27	at Los Angeles Dons (45,009) .....	W	27-17
12/7	at Baltimore Colts (20,574) .....	W	42-0

### CHAMPIONSHIP

12/14	at New York Yankees (61,879) .....	W	14-3
-------	------------------------------------	---	------

STAFF

PLAYERS

2018 SEASON

HISTORY

RECORDS

GAME DAY



**1948:** 14-0 (Points: 389-190)

**COACH:** Paul Brown

## 1948 USUAL STARTING LINEUPS

### OFFENSE

LE	58	Mac Speedie
LT	46	Lou Groza
LG	36	Ed Ulinski
C	22	Frank Gatski
RG	32	L. Houston, 34 B. Gaudio
RT	44	Lou Rymkus
RE	56	Dante Lavelli
QB	60	Otto Graham
RB	90	Edgar Jones
RB	86	Dub Jones
FB	76	Marion Motley

### DEFENSE

LDE	52	George Young
LDT	48	Forrest Grigg
MG	30	Bill Willis
RDT	42	C. Adams, 49 L. Simonetti
RDE	50	John Yonakor
LLB	38	Weldon Humble
MLB	20	Lou Saban
RLB	74	Tony Adamle
LCB	66	W. Lahr, 92 T. Colella
RCB	82	Tommy James
S	62	Cliff Lewis

### RADIO ANNOUNCERS:

Bob Neal, Bill Mayer (WGAR 1220 AM)

### TELEVISION ANNOUNCERS:

Bob Neal, Stan Gee (Dumont TV Network)

## 1ST WESTERN DIVISION

9/3	Los Angeles Dons (60,193) (N)	W	19-14
9/12	at Buffalo Bills (35,340)	W	42-13
9/17	at Chicago Rockets (30,874) (N)	W	28-7
9/26	Chicago Rockets (37,190)	W	21-10
10/5	at Baltimore Colts (22,359) (N)	W	14-10
10/10	Brooklyn Dodgers (31,187)	W	30-17
10/17	Buffalo Bills (28,054)	W	31-14
10/24	New York Yankees (46,912)	W	35-7
11/7	Baltimore Colts (32,314)	W	28-7
11/14	San Francisco 49ers (82,769)	W	14-7
11/21	at New York Yankees (52,518)	W	34-21
11/25	at Los Angeles Dons (60,031)	W	31-14
11/28	at San Francisco 49ers (59,785)	W	31-28
12/5	at Brooklyn Dodgers (9,821)	W	31-21

### CHAMPIONSHIP

12/19	Buffalo Bills (22,981)	W	49-7
-------	------------------------	---	------

**1949:** 9-1-2 (Points: 339-171)

**COACH:** Paul Brown

## 1949 USUAL STARTING LINEUPS

### OFFENSE

LE	58	Mac Speedie
LT	46	Lou Groza
LG	36	Ed Ulinski
C	22	Frank Gatski
RG	32	L. Houston, 34 B. Gaudio
RT	44	Lou Rymkus
RE	56	Dante Lavelli
QB	60	Otto Graham
RB	90	E. Jones, 99 B. Boedeker
RB	86	Dub Jones
FB	76	Marion Motley

### DEFENSE

LDE	52	G. Young, 53 B. O'Connor
LDT	48	F. Grigg, 42 D. Palmer
MG	30	Bill Willis
RDT	48	F. Grigg, 44 L. Rymkus
RDE	50	J. Yonakor, 59 H. Gillom
LLB	74	Tony Adamle
MLB	38	W. Humble, 35 A. Agase
RLB	20	L. Saban, 23 T. Thompson
LCB	80	Warren Lahr
RCB	82	Tommy James
S	62	Cliff Lewis

### RADIO ANNOUNCERS:

Bob Neal, Bill Mayer (WGAR 1220 AM)

### TELEVISION ANNOUNCERS:

Bob Neal, Bill Mayer (Dumont TV Network)

## 1ST WESTERN DIVISION

9/5	at Buffalo Bills (31,839)	T	28-28
9/11	Baltimore Colts (21,621)	W	21-0
9/18	New York Yankees (26,312)	W	14-3
9/25	at Baltimore Colts (36,837)	W	28-20
10/2	Los Angeles Dons (30,465)	W	42-7
10/9	at San Francisco 49ers (59,720)	L	28-56
10/14	at Los Angeles Dons (27,427)	W	61-14
10/30	San Francisco 49ers (72,189)	W	30-28
11/6	Chicago Hornets (16,506)	W	35-2
11/13	Buffalo Bills (22,511)	T	7-7
11/20	at New York Yankees (50,711)	W	31-0
11/24	at Chicago Hornets (5,031)	W	14-6

### PLAYOFF

12/4	Buffalo Bills (17,270)	W	31-21
------	------------------------	---	-------

### CHAMPIONSHIP

12/11	San Francisco 49ers (22,550)	W	21-7
-------	------------------------------	---	------



1950 (10-2)

COACH: Paul Brown			
1950 USUAL STARTING LINEUPS			
OFFENSE		DEFENSE	
LE 56	Mac Speedie	LDE 52	George Young
LT 46	L. Groza, 42 D. Palmer	LDT 48	F. Grigg, 42 D. Palmer
LG 34	A. Gibson, 38 W. Humble	MG 30	Bill Willis
C 22	Frank Gatski	RDT 45	John Kissell
RG 32	Lin Houston	RDE 53	Len Ford
RT 44	Lou Rymkus	LLB 74	Tony Adame
RE 56	Dante Lavelli	MLB 38	Weldon Humble
WR 86	Dub Jones	35	Alex Agase
QB 60	Otto Graham	RLB 20	Hal Herring
RB 90	Rex Bumgardner	LCB 80	Warren Lahr
84	Ken Carpenter	RCB 82	Tommy James
RB 76	Marion Motley	S 62	C. Lewis, 85 K. Gorgal
RADIO ANNOUNCERS:			
Bob Neal, Don Cordray (WERE 1300 AM)			
TELEVISION ANNOUNCERS:			
Bob Neal, Bill Mayer (Dumont TV Network)			

DATE	RESULT	OPPONENT	ATT
9/16	W, 35-10	at Philadelphia Eagles	71,237
9/24	W, 31-0	at Baltimore Colts	15,201
10/1	L, 0-6	New York Giants	37,647
10/7	W, 30-17	at Pittsburgh Steelers	35,590
10/15	W, 34-24	Chicago Cardinals	33,774
10/22	L, 13-17	at New York Giants	41,734
10/29	W, 45-7	Pittsburgh Steelers	40,714
11/5	W, 10-7	at Chicago Cardinals	38,456
11/12	W, 34-14	San Francisco 49ers	28,786
11/19	W, 20-14	Washington Redskins	21,908
12/3	W, 13-7	Philadelphia Eagles	37,490
12/10	W, 45-21	at Washington Redskins	30,143

PLAYOFFS			
12/17	W, 8-3	New York Giants	33,054
NFL CHAMPIONSHIP			
12/24	W, 30-28	Los Angeles Rams	29,751

TEAM STATISTICS	BROWNS	OPPONENT
Total First Downs	199	184
Rushing	104	96
Passing	86	71
Penalty	9	17
Total Net Yards	3,937	2,963
Avg. Per Game	328.1	246.9
Total Plays	717	743
Avg. Per Play	5.5	4.0
Net Yards Rushing	2,089	1,573
Avg. Per Game	174.1	131.1
Total Rushes	457	451
Net Yards Passing	1,679	1,390
Avg. Per Game	139.9	115.8
Sacked/Yards Lost	0/305	0/191
Gross Yards	1,984	1,581
Attempts/Completions	260/139	292/121
Completion Pct.	53.5%	41.4%
Had Intercepted	21	31
Punts/Avg.	66/43.2	69/41.5
Net Punting Avg.	66/40.0	69/34.7
Penalties/Yards Lost	104/968	62/554
Fumbles/Ball Lost	26/12	37/24
Touchdowns	38	19
Rushing	20	10
Passing	15	8
Returns	3	1

SCORE BY PERIODS	1ST	2ND	3RD	4TH	OT	TOT
Browns	69	84	57	100	0	310
Opponents	39	35	35	35	0	144

SCORING	RU	PA	ST	DF	PAT	2RU	2PA	FG	SAF	TP
Groza, Lou	0	1	0	0	29/29	0	0	13/19	0	74
Jones, Dub	6	5	0	0	0/0	0	0	0/0	0	66
Gorgal, Otto	6	0	0	0	0/0	0	0	0/0	0	36

PASSING	ATT	CMP	YDS	PCT	AV/AT	TD	TD%	INT	INT%	LG	TKLD	RATNG
Graham, Otto	253	137	1,943	54.2	7.68	14	5.5	20	7.9	80t	0/291	64.7
Lewis, Cliff	4	1	38	25.0	9.50	1	25.0	0	0.0	38t	0/14	106.3
Gillom, Horace	1	1	3	100.0	3.00	0	0.0	0	0.0	3	0/0	79.2
Carpenter, Ken	1	0	0	0.0	0.00	0	0.0	1	100.0	0	0/0	0.0
Groza, Lou	1	0	0	0.0	0.00	0	0.0	0	0.0	0	0/0	39.6
Browns	260	139	1,984	53.5	7.63	15	5.8	21	8.1	80t	0/305	64.0
Opponents	292	121	1,581	41.4	5.41	8	2.7	31	10.6	64	0/191	28.7

Lavelli, Dante	0	5	0	0	0/0	0	0	0/0	0	30
Motley, Marion	3	1	0	0	0/0	0	0	0/0	0	24
Phelps, Don	2	0	1	0	0/0	0	0	0/0	0	18
Bumgardner, R.	2	1	0	0	0/0	0	0	0/0	0	18
Lahr, Warren	0	0	0	2	0/0	0	0	0/0	0	12
Grigg, Forrest	0	0	0	0	9/9	0	0	1/2	0	12
Carpenter, Ken	1	0	0	0	0/0	0	0	0/0	0	6
Gillom, Horace	0	1	0	0	0/0	0	0	0/0	0	6
Speedie, Mac	0	1	0	0	0/0	0	0	0/0	0	6
Kissell, John	0	0	0	0	0/0	0	0	0/0	1	2
Browns	20	15	1	2	38/38	0	0	14/21	1	310
Opponents	10	8	1	0	18/19	0	0	4/11	0	144

RUSHING	NO	YDS	AVG	LG	TD
Motley, Marion	140	810*	5.8	69t	3
Jones, Dub	83	384	4.6	61t	6
Bumgardner, Rex	67	231	3.4	26	2
Graham, Otto	55	145	2.6	20	6
Phelps, Don	39	198	5.1	33	2
Carpenter, Ken	35	181	5.2	61t	1
Cole, Emerson	26	105	4.0	16	0
Moselle, Dom	5	39	7.8	15	0
Adame, Tony	3	8	2.7	3	0
Lewis, Cliff	2	-1	-0.5	2	0
James, Tommy	1	-1	-1.0	-1	0
Humble, Weldon	1	-10	-10.0	-10	0
Browns	457	2,089	4.6	69t	20
Opponents	451	1,573	3.5	48	10

RECEIVING	NO	YDS	AVG	LG	TD
Speedie, Mac	42	548	13.0	45	1
Lavelli, Dante	37	565	15.3	43	5
Jones, Dub	31	458	14.8	80t	5
Motley, Marion	11	151	13.7	41	1
Bumgardner, Rex	9	112	12.4	25t	1
Carpenter, Ken	5	45	9.0	16	0
Gillom, Horace	2	54	27.0	38t	1
Phelps, Don	1	28	28.0	28	0
Groza, Lou	1	23	23.0	23t	1
Browns	139	1,984	14.3	80t	15
Opponents	121	1,581	13.1	64	8

INTERCEPTIONS	NO	YDS	AVG	LG	TD
James, Tommy	9	69	7.7	34	0
Lahr, Warren	8	99	12.4	30t	2
Gorgal, Ken	6	23	3.8	13	0
Martin, Jim	2	15	7.5	14	0
Herring, Hal	2	12	6.0	9	0
Adame, Tony	1	17	17.0	13	0
Agase, Alex	1	14	14.0	14	0
Phelps, Don	1	9	9.0	9	0
Lewis, Cliff	1	4	4.0	4	0
Browns	31	262	8.5	34	2
Opponents	21	262	12.5	41	0

PUNTING	NO	YDS	AVG	IN20	TB	LG	BLK
Gillom, Horace	66	2,849	43.2	0	5	75	1
Browns	66	2,849	43.2	0	5	75	1
Opponents	69	2,864	41.5	0	6	65	0

PUNT RETURNS	NO	FC	YDS	AVG	LG	TD
Phelps, Don	13	0	174	13.4	54t	1
Moselle, Dom	7	0	126	18.0	48	0
Gorgal, Ken	4	0	83	20.8	33	0
Carpenter, Ken	4	0	58	14.5	27	0
James, Tommy	0	0	15	0.0	0	0
Lewis, Cliff	2	0	13	6.5	8	0
Browns	30	0	469	15.6	54t	1
Opponents	32	0	210	6.6	32	0

KICKOFF RETURNS	NO	YDS	AVG	LG	TD
Phelps, Don	12	325	27.1	61	0
Moselle, Dom	5	107	21.4	29	0
Carpenter, Ken	5	98	19.6	25	0
Adame, Tony	4	53	13.3	22	0
Gillom, Horace	3	51	17.0	23	0
Cole, Emerson	1	22	22.0	22	0
Martin, Jim	1	14	14.0	14	0
Rymkus, Lou	1	0	0.0	0	0
Browns	32	670	20.9	61	0
Opponents	43	988	23.0	71	0

\* Led NFL



1951 (11-1)

COACH: Paul Brown

1951 USUAL STARTING LINEUPS

OFFENSE				DEFENSE			
LE	58	Mac Speedie		LDE	52	George Young	
	59	H. Gillom		LDT	48	F. Grigg, 42 D. Palmer	
LT	46	Lou Groza		MG	30	Bill Willis	
LG	34	Abe Gbron		RDT	45	John Kissell	
C	22	Frank Gatski		RDE	53	Len Ford	
RG	38	Bob Gaudio		LLB	74	Tony Adamle	
RT	44	Lou Rymkus		MLB	35	Alex Agase	
RE	56	Dante Lavelli		RLB	20	Hal Herring	
WR	86	Dub Jones		LCB	80	Warren Lahr	
QB	60	Otto Graham		RCB	82	Tommy James	
RB	84	Ken Carpenter		S	62	Cliff Lewis	
	90	Rex Bumgardner					
RB	70	E. Cole, 76 M. Motley					

RADIO ANNOUNCERS:  
Bob Neal, Phil McLean (WERE 1300 AM)

TELEVISION ANNOUNCERS:  
Bob Neal, Bill Mayer (Dumont TV Network)

DATE	RESULT	OPPONENT	ATT
9/30	L, 10-24	at San Francisco 49ers	52,219
10/7	W, 38-23	at Los Angeles Rams	67,186
10/14	W, 45-0	Washington Redskins	33,968
10/21	W, 17-0	Pittsburgh Steelers	32,409
10/27	W, 14-13	New York Giants	56,947
11/4	W, 34-17	at Chicago Cardinals	19,742
11/11	W, 20-17	Philadelphia Eagles	36,571
11/18	W, 10-0	at New York Giants	52,215
11/25	W, 42-21	Chicago Bears	40,969
12/2	W, 49-28	Chicago Cardinals	30,550
12/9	W, 28-0	at Pittsburgh Steelers	24,229
12/16	W, 24-9	at Philadelphia Eagles	16,263
NFL CHAMPIONSHIP			
12/23	L, 17-24	at Los Angeles Rams	57,540

TEAM STATISTICS	BROWNS	OPPONENT
Total First Downs	203	201
Rushing	92	88
Passing	99	81
Penalty	12	32
Total Net Yards	3,847	3,002
Avg. Per Game	320.6	250.2
Total Plays	702	758
Avg. Per Play	5.5	4.0
Net Yards Rushing	1,708	1,454
Avg. Per Game	142.3	121.2
Total Rushes	415	428
Net Yards Passing	1,902	1,548
Avg. Per Game	158.5	129.0
Sacked/Yards Lost	0/371	0/430
Gross Yards	2,273	1,978
Attempts/Completions	271/151	330/151
Completion Pct.	55.7%	45.8%
Had Intercepted	17	22
Punts/Avg.	73/45.5	69/39.8
Net Punting Avg.	73/40.8	69/36.5
Penalties/Yards Lost	117/1,017	59/505
Fumbles/Ball Lost	25/18	35/29
Touchdowns	43	20
Rushing	20	8
Passing	18	10
Returns	5	2

SCORE BY PERIODS	1ST	2ND	3RD	4TH	OT	TOT
Browns	80	79	100	72	0	331
Opponents	34	19	44	55	0	152

SCORING	RU	PA	ST	DF	PAT	2RU	2PA	FG	SAF	TP
Groza, Lou	0	0	0	0	43/43	0	0	10/23	0	73
Jones, Dub	7	5	0	0	0/0	0	0	0/0	0	72
Carpenter, K.	4	2	0	0	0/0	0	0	0/0	0	36
Lavelli, Dante	0	6	0	0	0/0	0	0	0/0	0	36

Graham, Otto	3	0	0	1	0/0	0	0	0/0	0	24
Speedie, Mac	0	3	0	0	0/0	0	0	0/0	0	18
Taseff, Carl	2	0	0	0	0/0	0	0	0/0	0	12
Bumgardner, R.	1	1	0	0	0/0	0	0	0/0	0	12
Lahr, Warren	0	0	0	2	0/0	0	0	0/0	0	12
Oristaglio, B.	0	1	0	0	0/0	0	0	0/0	0	6
Young, George	0	0	0	1	0/0	0	0	0/0	0	6
Gillom, Horace	0	0	1	0	0/0	0	0	0/0	0	6
Motley, Marion	1	0	0	0	0/0	0	0	0/0	0	6
Phelps, Don	1	0	0	0	0/0	0	0	0/0	0	6
Cole, Emerson	1	0	0	0	0/0	0	0	0/0	0	6
Browns	20	18	1	4	43/43	0	0	10/23	0	331
Opponents	8	10	2	0	18/20	0	0	4/14	1	152

RUSHING	NO	YDS	AVG	LG	TD
Jones, Dub	104	492	4.7	43t	7
Carpenter, Ken	85	402	4.7	30	4
Motley, Marion	61	273	4.5	26	1
Cole, Emerson	46	252	5.5	23	1
Bumgardner, Rex	45	126	2.8	20	1
Graham, Otto	35	29	0.8	12	3
Phelps, Don	16	65	4.1	16	1
Taseff, Carl	13	49	3.8	15	2
Jagade, Harry	7	30	4.3	22	0
Lewis, Cliff	3	-10	-3.3	1	0
Browns	415	1,708	4.1	43t	20
Opponents	428	1,454	3.4	35	8

RECEIVING	NO	YDS	AVG	LG	TD
Lavelli, Dante	43	586	13.6	47	6
Speedie, Mac	34	589	17.3	51	3
Jones, Dub	30	570	19.0	81t	5
Carpenter, Ken	12	183	15.3	45t	2
Gillom, Horace	11	164	14.9	24	0
Motley, Marion	10	52	5.2	34	0
Bumgardner, Rex	5	61	12.2	19	1
Cole, Emerson	4	30	7.5	17	0
Oristaglio, Bob	1	20	20.0	20t	1
Taseff, Carl	1	18	18.0	18	0
Browns	151	2,273	15.1	81t	18
Opponents	151	1,978	13.1	61	10

INTERCEPTIONS	NO	YDS	AVG	LG	TD
Lahr, Warren	5	95	19.0	29	2
Lewis, Cliff	5	46	9.2	20	0
Shula, Don	4	23	5.8	16	0
Thompson, Tommy	2	23	11.5	17	0
Agase, Alex	2	7	3.5	6	0
James, Tommy	2	1	0.5	1	0
Herring, Hal	1	28	28.0	28	0
Adamle, Tony	1	12	12.0	8	0
Browns	22	235	10.7	29	2
Opponents	17	95	5.6	36	1

PUNTING	NO	YDS	AVG	IN20	TB	LG	BLK
Gillom, Horace	73	3,321	45.5*	0	8	66	0
Browns	73	3,321	45.5	0	8	66	0
Opponents	69	2,746	39.8	0	3	75	1

PUNT RETURNS	NO	FC	YDS	AVG	LG	TD
Carpenter, Ken	14	0	173	12.4	49	0
Lewis, Cliff	14	0	48	3.4	11	0
Taseff, Carl	1	0	6	6.0	6	0
Phelps, Don	1	0	3	3.0	3	0
Browns	30	0	230	7.7	49	0
Opponents	49	0	340	6.9	30	0

KICKOFF RETURNS	NO	YDS	AVG	LG	TD
Carpenter, Ken	9	196	21.8	48	0
Bumgardner, Rex	3	75	25.0	33	0
Phelps, Don	3	66	22.0	25	0
Taseff, Carl	3	56	18.7	20	0
Jagade, Harry	2	36	18.0	19	0
Cole, Emerson	2	28	14.0	20	0
Gillom, Horace	2	25	12.5	15	0
Gaudio, Bob	1	8	8.0	8	0
Shula, Don	1	6	6.0	6	0
Gibron, Abe	1	0	0.0	0	0
Browns	27	496	18.4	48	0
Opponents	34	763	22.4	41	0

PASSING	ATT	CMP	YDS	PCT	AV/AT	TD	TD%	INT	INT%	LG	TKLD	RATING
Graham, Otto	265	147	2,205	55.5	8.32	17	6.4	16	6.0	81t	0/371	79.2
Lewis, Cliff	6	4	68	66.7	11.33	1	16.7	1	16.7	20	0/0	104.9
Browns	271	151	2,273	55.7	8.39	18	6.6	17	6.3	81t	0/371	79.5
Opponents	330	151	1,978	45.8	5.99	10	3.0	22	6.7	61	0/430	47.5

\* Led NFL



1952 (8-4)

COACH: Paul Brown

1952 USUAL STARTING LINEUPS

OFFENSE			DEFENSE		
LE	88	Mac Speedie	LDE	82	George Young
LT	76	Lou Groza	LDT	74	Bob Gain
LG	64	Abe Gbron	MG	60	Bill Willis
C	52	Frank Gatski	RDT	72	Derrell Palmer
RG	62	Lin Houston	RDE	80	Len Ford
	65	Joe Skibinski	LLB	34	Walt Michaels
RT	78	John Sandusky	MLB	54	Tommy Thompson
RE	83	Darrel Brewster	RLB	50	Hal Herring
WR	40	Dub Jones	RCB	42	Tommy James
QB	14	Otto Graham		44	Don Shula
RB	22	Rex Bumgardner	LCB	24	Warren Lahr
RB	36	Marion Motley	S	15	Bert Rechichar

RADIO ANNOUNCERS:  
Ken Coleman, Bob Bousma (WTAM 1100 AM)

TELEVISION ANNOUNCERS:  
Don Wattrick, Lou Saban (WXEL-Channel 9)

DATE	RESULT	OPPONENT	ATT
09/28	W, 37-7	Los Angeles Rams	57,832
10/4	W, 21-20	at Pittsburgh Steelers	27,923
10/12	L, 9-17	New York Giants	51,858
10/19	W, 49-7	at Philadelphia Eagles	27,874
10/26	W, 19-15	Washington Redskins	32,496
11/2	L, 6-17	at Detroit Lions	56,029
11/9	W, 28-13	Chicago Cardinals	34,097
11/16	W, 29-28	Pittsburgh Steelers	34,973
11/23	L, 20-28	Philadelphia Eagles	28,948
11/30	W, 48-24	at Washington Redskins	22,679
12/7	W, 10-0	at Chicago Cardinals	24,541
12/14	L, 34-37	at New York Giants	41,610

NFL CHAMPIONSHIP			
12/28	L, 7-17	Detroit Lions	50,934

TEAM STATISTICS	BROWNS	OPPONENT
Total First Downs	228	186
Rushing	105	78
Passing	119	95
Penalty	4	13
Total Net Yards	4,551	3,075
Avg. Per Game	379.3	256.3
Total Plays	786	759
Avg. Per Play	5.8	4.1
Net Yards Rushing	1,784	1,386
Avg. Per Game	148.7	115.5
Total Rushes	391	411
Net Yards Passing	2,566	1,689
Avg. Per Game	213.8	140.8
Sacked/Yards Lost	0/273	0/339
Gross Yards	2,839	2,028
Attempts/Completions	374/184	348/141
Completion Pct.	49.2%	40.5%
Had Intercepted	26	22
Punts/Avg.	61/45.7	84/40.6
Net Punting Avg.	61/40.7	84/35.7
Penalties/Yards Lost	85/744	46/425
Fumbles/Ball Lost	21/11	23/14
Touchdowns	36	29
Rushing	12	11
Passing	22	17
Returns	2	1

SCORE BY PERIODS	1ST	2ND	3RD	4TH	OT	TOT
Browns	81	62	108	59	0	310
Opponents	47	53	42	71	0	213

SCORING	RU	PA	ST	DF	PAT	2RU	2PA	FG	SAF	TP
Groza, Lou	0	0	0	0	32/32	0	0	19/33	0	89
Jones, Dub	2	4	0	0	0/0	0	0	0/0	0	36
Carpenter, K.	3	1	1	0	0/0	0	0	0/0	0	30
Speedie, Mac	0	5	0	0	0/0	0	0	0/0	0	30
Lavelli, Dante	0	4	0	0	0/0	0	0	0/0	0	24
Graham, Otto	4	0	0	0	0/0	0	0	0/0	0	24

PASSING	ATT	CMP	YDS	PCT	AV/AT	TD	TD%	INT	INT%	LG	TKLD	RATING
Graham, Otto	364	181	2,816	49.7	7.74	20*	5.5	24	6.6	68†	0/242	66.6
Ratterman, George	6	2	20	33.3	3.33	1	16.7	2	33.3	11†	0/18	43.8
Jones, Dub	2	1	3	50.0	1.50	1	50.0	0	0.0	3†	0/13	95.8
Motley, Marion	2	0	0	0.0	0.00	0	0.0	0	0.0	0	0/0	39.6
Browns	374	184	2,839	49.2	7.59	22	5.9	26	7.0	68†	0/273	65.4
Opponents	348	141	2,028	40.5	5.83	17	4.9	22	6.3	70†	0/339	50.1

\* Led NFL  
† Tied NFL Lead

Howard, Sherman	0	3	0	0	0/0	0	0	0/0	0	18
Jagade, Harry	2	1	0	0	0/0	0	0	0/0	0	18
Motley, Marion	1	2	0	0	0/0	0	0	0/0	0	18
Ford, Len	0	0	0	1	0/0	0	0	0/0	0	6
Brewster, Darrel	0	1	0	0	0/0	0	0	0/0	0	6
Gillom, Horace	0	1	0	0	0/0	0	0	0/0	0	6
Gain, Bob	0	0	0	0	3/3	0	0	0/0	0	3
Young, George	0	0	0	0	0/0	0	0	0/0	1	2
Team	0	0	0	0	0/1	0	0	0/0	0	0
Browns	12	22	1	1	35/36	0	0	19/33	1	310
Opponents	11	17	1	0	25/29	0	0	4/11	1	213

RUSHING	NO	YDS	AVG	LG	TD
Motley, Marion	104	444	4.3	59	1
Carpenter, Ken	72	408	5.7	37	3
Jones, Dub	65	270	4.2	35	2
Jagade, Harry	57	373	6.5	30	2
Graham, Otto	39	128	3.3	21	4
Howard, Sherman	34	95	2.8	22	0
Renfro, Ray	10	26	2.6	11	0
Bumgardner, Rex	9	3	4.2	24	0
Ratterman, George	1	2	2.0	2	0
Browns	391	1,784	4.6	59	12
Opponents	411	1,386	3.4	69	11

RECEIVING	NO	YDS	AVG	LG	TD
Speedie, Mac	62*	911	14.7	50	5
Jones, Dub	43	651	15.1	63†	4
Lavelli, Dante	21	336	16.0	41	4
Carpenter, Ken	16	136	8.5	41†	1
Motley, Marion	13	213	16.4	68†	2
Howard, Sherman	11	219	19.9	57†	3
Jagade, Harry	9	203	22.6	47†	1
Brewster, Darrel	4	117	29.3	47†	1
Gillom, Horace	4	45	11.3	21	1
Renfro, Ray	1	8	8.0	8	0
Browns	184	2,839	15.4	68†	22
Opponents	141	2,028	14.4	70†	17

INTERCEPTIONS	NO	YDS	AVG	LG	TD
Rechichar, Bert	6	79	13.2	25	0
Lahr, Warren	5	51	10.2	14	0
James, Tommy	4	40	10.0	18	0
Michaels, Walt	4	26	6.5	7	0
Bumgardner, Rex	2	33	16.5	33	0
Thompson, Tommy	1	21	21.0	21	0
Browns	22	250	11.4	33	0
Opponents	26	389	15.0	46	1

PUNTING	NO	YDS	AVG	IN20	TB	LG	BLK
Gillom, Horace	61	2,787	45.7*	0	6	73	1
Browns	61	2,787	45.7	0	6	73	1
Opponents	84	3,408	40.6	0	3	60	0

PUNT RETURNS	NO	FC	YDS	AVG	LG	TD
Renfro, Ray	22	0	169	7.7	34	0
Carpenter, Ken	10	0	139	13.9	54†	1
Rechichar, Bert	8	0	47	5.9	16	0
Bumgardner, Rex	10	0	35	3.5	10	0
PHELPS, Don	5	0	15	3.0	10	0
Skibinski, Joe	0	0	5	0.0	5	0
Browns	55	0	410	7.5	54†	1
Opponents	39	0	307	7.9	38	0

KICKOFF RETURNS	NO	YDS	AVG	LG	TD
Carpenter, Ken	11	234	21.3	40	0
Renfro, Ray	8	130	16.3	26	0
Bumgardner, Rex	5	89	17.8	21	0
Cole, Emerson	4	71	17.8	22	0
Rechichar, Bert	4	70	17.5	19	0
Motley, Marion	3	88	29.3	35	0
Jagade, Harry	3	58	19.3	21	0
Sharkey, Ed	2	24	12.0	15	0
Howard, Sherman	1	22	22.0	22	0
Michaels, Walter	1	16	16.0	16	0
Brewster, Darrel	1	11	11.0	11	0
Gillom, Horace	1	9	9.0	7	0
Skibinski, Joe	1	8	8.0	8	0
Gain, Bob	1	0	0.0	0	0
Gibron, Abe	1	0	0.0	0	0
Browns	47	830	17.7	40	0
Opponents	47	1,107	23.6	43	0



## 1953 (11-1)

COACH: Paul Brown

## 1953 USUAL STARTING LINEUPS

## OFFENSE

LE	88	Darrel Brewster
LT	76	Lou Groza
LG	64	Abe Gbron
C	52	Frank Gatski
RG	65	Chuck Noll
RT	78	John Sandusky
RE	86	Dante Lavelli
RHB	40	D. Jones, 46 B. Reynolds
QB	14	Otto Graham
FB	32	H. Jagade, 36 M. Motley
LHB	20	K. Carpenter, 26 R. Renfro

## DEFENSE

LDE	83	Doug Atkins
LDT	70	Don Colo
MG	60	Bill Willis
RDT	72	Derrell Palmer
ROE	80	Len Ford
LLB	34	Walt Michaels
RLB	54	Tommy Thompson
LCB	24	Warren Lahr
RCB	42	Tommy James
LS	15	Ken Gorgal
RS	22	Ken Konz

## RADIO ANNOUNCERS:

Ken Coleman, Bob Bousma (WTAM 1100 AM)

## TELEVISION ANNOUNCERS:

Bill McColgan, John Fitzgerald (WXEL-Channel 9)

DATE	RESULT	OPPONENT	ATT
9/27	W, 27-0	at Green Bay Packers	22,604
10/4	W, 27-7	at Chicago Cardinals	24,374
10/10	W, 37-13	Philadelphia Eagles	45,802
10/18	W, 30-14	at Washington Redskins	33,963
10/25	W, 7-0	at New York Giants	30,773
11/1	W, 27-3	Washington Redskins	47,845
11/8	W, 34-16	Pittsburgh Steelers	35,592
11/15	W, 23-21	San Francisco 49ers	80,698
11/22	W, 20-16	at Pittsburgh Steelers	32,904
11/29	W, 27-16	Chicago Cardinals	24,499
12/6	W, 62-14	New York Giants	40,235
12/13	L, 27-42	at Philadelphia Eagles	38,654

## NFL CHAMPIONSHIP

12/27	L, 16-17	at Detroit Lions	54,577
-------	----------	------------------	--------

TEAM STATISTICS	BROWNS	OPPONENT
Total First Downs	213	206
Rushing	79	89
Passing	122	101
Penalty	12	16
Total Net Yards	4,534	3,575
Avg. Per Game	377.8	297.9
Total Plays	682	763
Avg. Per Play	6.6	4.7
Net Yards Rushing	1,577	1,560
Avg. Per Game	131.4	130.0
Total Rushes	379	374
Net Yards Passing	2,814	2,015
Avg. Per Game	234.5	167.9
Sacked/Yards Lost	0/245	0/256
Gross Yards	3,059	2,271
Attempts/Completions	303/191	389/164
Completion Pct.	63.0%	42.2%
Had Intercepted	9	25
Punts/Avg.	63/43.8	72/40.8
Net Punting Avg.	63/41.3	72/38.3
Penalties/Yards Lost	86/680	40/335
Fumbles/Ball Lost	27/15	25/16
Touchdowns	40	22
Rushing	20	11
Passing	16	10
Returns	4	1

SCORE BY PERIODS	1ST	2ND	3RD	4TH	OT	TOT
Browns	67	121	61	99	0	348
Opponents	31	45	42	44	0	162

SCORING	RU	PA	ST	DF	PAT	2RU	2PA	FG	SAF	TP
Groza, Lou	0	0	0	0	39/40	0	0	23/26	0	108
Renfro, Ray	4	4	1	0	0/0	0	0	0/0	0	54
Lavelli, Dante	0	6	0	0	0/0	0	0	0/0	0	36

Graham, Otto	6	0	0	0	0/0	0	0	0/0	0	36
Carpenter, K.	3	2	0	0	0/0	0	0	0/0	0	30
Brewster, Dd	0	4	0	0	0/0	0	0	0/0	0	24
Jagade, Harry	4	0	0	0	0/0	0	0	0/0	0	24
Reynolds, Billy	3	0	0	0	0/0	0	0	0/0	0	18
Helluin, F.	0	0	0	1	0/0	0	0	0/0	0	6
James, Tommy	0	0	0	1	0/0	0	0	0/0	0	6
Michaels, Walt	0	0	0	1	0/0	0	0	0/0	0	6
Browns	20	16	1	3	39/40	0	0	23/26	0	348
Opponents	11	10	1	0	20/22	0	0	2/13	2	162

RUSHING	NO	YDS	AVG	LG	TD
Jagade, Harry	86	344	4.0	23	4
Reynolds, Billy	72	313	4.3	16	3
Renfro, Ray	60	352	5.9	58t	4
Carpenter, Ken	46	195	4.2	30	3
Graham, Otto	43	143	3.3	21	6
Motley, Marion	32	161	5.0	34	0
Jones, Dub	31	28	0.9	10	0
Howard, Sherman	7	42	6.0	34	0
Ratterman, George	2	6	3.0	3	0
Gibron, Abe	0	-7	0.0	0	0
Browns	379	1,577	4.2	58t	20
Opponents	374	1,560	4.2	56	11

RECEIVING	NO	YDS	AVG	LG	TD
Lavelli, Dante	45	783	17.4	55t	6
Renfro, Ray	39	722	18.5	70	4
Brewster, Darrel	32	632	19.8	45	4
Jones, Dub	24	373	15.5	58	0
Jagade, Harry	20	193	9.6	37	0
Reynolds, Billy	9	120	13.3	55	0
Carpenter, Ken	9	109	12.1	32	2
Gillom, Horace	7	80	11.4	23	0
Motley, Marion	6	47	7.8	23	0
Browns	191	3,059	16.0	70	16
Opponents	164	2,271	13.8	77t	10

INTERCEPTIONS	NO	YDS	AVG	LG	TD
Lahr, Warren	5	119	23.8	42	0
James, Tommy	5	21	4.2	11	0
Konz, Ken	5	15	3.0	9	0
Gorgal, Ken	4	25	6.3	19	0
Thompson, Tommy	2	13	6.5	8	0
Michaels, Walt	1	34	34.0	34t	1
Catlin, Tom	1	16	16.0	16	0
Howard, Sherman	1	3	3.0	3	0
Ford, Len	1	0	0.0	0	0
Browns	25	246	9.8	42	1
Opponents	9	94	10.4	28t	1

PUNTING	NO	YDS	AVG	IN20	TB	LG	BLK
Gillom, Horace	63	2,760	43.8	0	4	67	0
Browns	63	2,760	43.8	0	4	67	0
Opponents	72	2,934	40.8	0	5	61	0

PUNT RETURNS	NO	FC	YDS	AVG	LG	TD
Reynolds, Billy	18	0	111	6.2	28	0
Renfro, Ray	17	0	53	3.1	16	0
Jones, Dub	1	0	7	7.0	7	0
Konz, Ken	1	0	4	4.0	4	0
Carpenter, Ken	6	0	0	0.0	0	0
Browns	43	0	175	4.1	28	0
Opponents	35	0	156	4.5	17	0

KICKOFF RETURNS	NO	YDS	AVG	LG	TD
Carpenter, Ken	16	367	22.9	40	0
Reynolds, Billy	4	74	18.5	21	0
Motley, Marion	3	60	20.0	22	0
Michaels, Walt	2	40	20.0	22	0
Steinbrunner, Don	1	23	23.0	23	0
Donaldson, Gene	1	7	7.0	7	0
Howard, Sherman	1	6	6.0	6	0
Noll, Chuck	1	2	2.0	2	0
Young, George	1	0	0.0	0	0
Browns	30	579	19.3	40	0
Opponents	46	1,114	24.2	49	0

PASSING	ATT	CMP	YDS	PCT	AV/AT	TD	TD%	INT	INT%	LG	TKLD	RATNG
Graham, Otto	258	167	2,722*	64.7	10.55	11	4.3	9	3.5	70	0/245	99.7
Ratterman, George	41	23	325	56.1	7.93	4	9.8	0	0.0	45	0/0	114.4
Renfro, Ray	3	1	36	33.3	12.00	1	33.3	0	0.0	36t	0/0	119.4
Jones, Dub	1	0	0	0.0	0.00	0	0.0	0	0.0	0	0/0	39.6
Browns	303	191	3,083	63.0	10.17	16	5.3	9	3.0	70	0/245	102.2
Opponents	389	164	2,271	42.2	5.84	10	2.6	25	6.4	77t	0/256	43.3

\* Led NFL



1954 (9-3)

COACH: Paul Brown

1954 USUAL STARTING LINEUPS

OFFENSE

DEFENSE

RADIO ANNOUNCERS:

TELEVISION ANNOUNCERS:

DATE	RESULT	OPPONENT	ATT								
9/26	L, 10-28	at Philadelphia Eagles	26,546								
10/10	W, 31-7	Chicago Cardinals	24,101								
10/17	L, 27-55	at Pittsburgh Steelers	33,262								
10/24	W, 35-3	at Chicago Cardinals	23,823								
10/31	W, 24-14	New York Giants	30,448								
11/7	W, 62-3	Washington Redskins	25,158								
11/14	W, 39-10	at Chicago Bears	48,773								
11/21	W, 6-0	Philadelphia Eagles	41,537								
11/28	W, 16-7	at New York Giants	45,936								
12/5	W, 34-14	at Washington Redskins	21,761								
12/12	W, 42-7	Pittsburgh Steelers	28,064								
12/19	L, 10-14	Detroit Lions	34,168								
NFL CHAMPIONSHIP											
12/26	W, 56-10	Detroit Lions	43,827								
TEAM STATISTICS		BROWNS	OPPONENT								
Total First Downs		238	147								
Rushing		113	56								
Passing		112	73								
Penalty		13	18								
Total Net Yards		4,238	2,658								
Avg. Per Game		353.2	221.5								
Total Plays		771	672								
Avg. Per Play		5.5	4.0								
Net Yards Rushing		1,793	1,050								
Avg. Per Game		149.4	87.5								
Total Rushes		476	372								
Net Yards Passing		2,331	1,608								
Avg. Per Game		194.3	134.0								
Sacked/Yards Lost		0/226	0/176								
Gross Yards		2,557	1,784								
Attempts/Completions		295/174	300/126								
Completion Pct.		59.0%	42.0%								
Had Intercepted		22	23								
Punts/Avg.		52/42.9	84/40.1								
Net Punting Avg.		52/40.4	84/36.3								
Penalties/Yards Lost		83/796	58/608								
Fumbles/Ball Lost		25/17	26/19								
Touchdowns		41	22								
Rushing		23	4								
Passing		14	15								
Returns		4	3								
SCORE BY PERIODS		1ST	2ND	3RD	4TH	OT	TOT				
Browns		92	95	88	61	0	336				
Opponents		17	54	42	49	0	162				
SCORING		RU	PA	ST	DF	PAT	2RU	2PA	FG	SAF	TP
Groza, Lou		0	0	0	0	37/38	0	0	16/24	0	85
Graham, Otto		8	0	0	0	0/0	0	0	0/0	0	48
Lavelli, Dante		0	7	0	0	0/0	0	0	0/0	0	42
Bassett, M.		6	0	0	0	0/0	0	0	0/0	0	36

Brewster, D.	0	4	0	0	0/0	0	0	0/0	0	24
Hanulak, Chet	4	0	0	0	0/0	0	0	0/0	0	24
Konz, Ken	0	0	0	2	3/3	0	0	0/0	0	15
Jones, Dub	0	2	0	0	0/0	0	0	0/0	0	12
Reynolds, Billy	2	0	0	0	0/0	0	0	0/0	0	12
Morrison, Fred	2	0	0	0	0/0	0	0	0/0	0	12
Renfro, Ray	0	1	0	0	0/0	0	0	0/0	0	6
Lahr, Warren	0	0	0	1	0/0	0	0	0/0	0	6
Ratterman, George	1	0	0	0	0/0	0	0	0/0	0	6
Gorgal, Ken	0	0	0	1	0/0	0	0	0/0	0	6
Ford, Len	0	0	0	0	0/0	0	0	0/0	1	2
Browns	23	14	0	4	40/41	0	0	16/24	1	336
Opponents	4	15	3	0	21/22	0	0	3/9	0	162
RUSHING	NO	YDS	AVG	LG	TD					
Bassett, Maurice	144	588	4.1	22	6					
Reynolds, Billy	64	180	2.8	33	2					
Graham, Otto	63	114	1.8	14	8					
Hanulak, Chet	59	296	5.0	24	4					
Morrison, Fred	54	234	4.3	26	2					
Jones, Dub	51	231	4.5	24	0					
Renfro, Ray	29	151	5.2	35	0					
Ratterman, George	8	-13	-1.6	2	1					
Lahr, Warren	3	18	6.0	14	0					
James, Tommy	1	-6	-6.0	-6	0					
Browns	476	1,793	3.8	35	23					
Opponents	372	1,050	2.8	47	4					
RECEIVING	NO	YDS	AVG	LG	TD					
Lavelli, Dante	47	802	17.1	64	7					
Brewster, Darrel	42	676	16.1	57	4					
Bassett, Maurice	20	205	10.3	33	0					
Jones, Dub	19	347	18.3	48t	2					
Renfro, Ray	13	228	17.5	64t	1					
Morrison, Fred	12	81	6.8	16	0					
Reynolds, Billy	10	76	7.6	22	0					
Hanulak, Chet	6	80	13.3	22	0					
Gillom, Horace	5	62	12.4	24	0					
Browns	174	2,557	14.7	64t	14					
Opponents	126	1,784	14.2	83t	15					
INTERCEPTIONS	NO	YDS	AVG	LG	TD					
Konz, Ken	7	133	19.0	54t	2					
Lahr, Warren	5	44	8.8	27t	1					
James, Tommy	4	57	14.3	36	0					
Paul, Don	3	42	14.0	23	0					
Gorgal, Ken	1	53	53.0	53t	1					
Michaels, Walt	1	20	20.0	20	0					
McCormack, Mike	1	14	14.0	14	0					
Catlin, Tom	1	6	6.0	6	0					
Browns	23	369	16.0	54t	4					
Opponents	22	368	16.7	81t	2					
PUNTING	NO	YDS	AVG	IN20	TB	LG	BLK			
Gillom, Horace	52	2,230	42.9	0	4	80	0			
Browns	52	2,230	42.9	0	4	80	0			
Opponents	84	3,371	40.1	0	2	70	0			
PUNT RETURNS	NO	FC	YDS	AVG	LG	TD				
Reynolds, Billy	25	0	138	5.5	39	0				
Hanulak, Chet	27	0	92	3.4	43	0				
Paul, Don	1	0	57	57.0	57	0				
Konz, Ken	7	0	37	5.3	13	0				
Gorgal, Ken	1	0	0	0.0	0	0				
Browns	61	0	324	5.3	57	0				
Opponents	38	0	128	3.4	48t	1				
KICKOFF RETURNS	NO	YDS	AVG	LG	TD					
Reynolds, Billy	14	413	29.5*	51	0					
Hanulak, Chet	9	213	23.7	30	0					
Konz, Ken	2	53	26.5	28	0					
Paul, Don	1	31	31.0	31	0					
Renfro, Ray	1	24	24.0	24	0					
Bassett, Maurice	1	20	20.0	20	0					
Gorgal, Ken	1	11	11.0	11	0					
Massey, Carlton	1	10	10.0	10	0					
Morrison, Fred	1	8	8.0	8	0					
Browns	31	783	25.3	51	0					
Opponents	51	1,064	20.9	50	0					

PASSING	ATT	CMP	YDS	PCT	AV/AT	TD	TD%	INT	INT%	LG	TKLD	RATING
Graham, Otto	240	142	2,092	59.2	8.72	11	4.6	17	7.1	64t	0/197	73.5
Ratterman, George	53	32	465	60.4	8.77	3	5.7	3	5.7	48t	0/18	84.2
Renfro, Ray	1	0	0	0.0	0.00	0	0.0	1	100.0	0	0/0	0.0
Lahr, Warren	1	0	0	0.0	0.00	0	0.0	1	100.0	0	0/0	0.0
Jones, Dub	0	0	0	0.0	0.00	0	0.0	0	0.0	0	0/11	39.6
Browns	295	174	2,557	59.0	8.67	14	4.7	22	7.5	64t	0/226	72.1
Opponents	300	126	1,784	42.0	5.95	15	5.0	23	7.7	83t	0/176	46.6

\* Led NFL



## 1955 (9-2-1)

COACH: Paul Brown

## 1955 USUAL STARTING LINEUPS

## OFFENSE

LE	88	Darrel Brewster
LT	76	Lou Groza
LG	64	Abe Gbron
C	52	Frank Gatski
RG	60	Harold Bradley
RT	74	Mike McCormack
RE	86	Dante Lavelli
WR	26	Ray Renfro
QB	14	Otto Graham
RB	32	F. Morrison, 40 D. Jones
RB	36	Ed Modzelewski
	30	Maurice Bassett

## DEFENSE

LDE	82	Carlton Massey
LDT	72	John Kissell
MG	79	Bob Gain
ROT	70	Don Colo
RDE	80	Len Ford
LLB	65	Chuck Noll
RLB	34	Walt Michaels
LCB	24	Warren Lahr
RCB	20	Don Paul
LS	22	Ken Konz
RS	42	Tommy James

## RADIO ANNOUNCERS:

Bill McColgan, Jim Graner (WTAM 1100 AM)

## TELEVISION ANNOUNCERS:

Ken Coleman (WJW-Channel 8)

DATE	RESULT	OPPONENT	ATT
9/25	L, 17-27	Washington Redskins	30,041
10/2	W, 38-3	at San Francisco 49ers	46,150
10/9	W, 21-17	Philadelphia Eagles	43,974
10/16	W, 24-14	at Washington Redskins	29,168
10/23	W, 41-10	Green Bay Packers	51,482
10/30	W, 26-20	at Chicago Cardinals	29,471
11/6	W, 24-14	New York Giants	46,524
11/13	L, 17-33	at Philadelphia Eagles	39,303
11/20	W, 41-14	Pittsburgh Steelers	53,509
11/27	T, 35-35	at New York Giants	45,699
12/4	W, 30-7	at Pittsburgh Steelers	31,101
12/11	W, 35-24	Chicago Cardinals	25,914
NFL CHAMPIONSHIP			
12/26	W, 38-14	at Los Angeles Rams	87,695

TEAM STATISTICS	BROWNS	OPPONENT
Total First Downs	224	171
Rushing	111	65
Passing	98	83
Penalty	15	23
Total Net Yards	3,978	2,841
Avg. Per Game	331.5	236.8
Total Plays	768	674
Avg. Per Play	5.2	4.2
Net Yards Rushing	2,020	1,189
Avg. Per Game	168.3	99.1
Total Rushes	536	351
Net Yards Passing	1,950	1,652
Avg. Per Game	162.5	137.7
Sacked/Yards Lost	0/275	0/123
Gross Yards	2,225	1,775
Attempts/Completions	234/130	323/126
Completion Pct.	55.6%	39.0%
Had Intercepted	11	25
Punts/Avg.	58/41.2	71/39.2
Net Punting Avg.	58/38.0	71/34.4
Penalties/Yards Lost	64/603	58/560
Fumbles/Ball Lost	27/17	21/15
Touchdowns	45	29
Rushing	20	9
Passing	21	15
Returns	4	5

SCORE BY PERIODS	1ST	2ND	3RD	4TH	OT	TOT
Browns	72	96	91	90	0	— 349
Opponents	46	67	39	66	0	— 218

SCORING	RU	PA	ST	DF	PAT	2RU	2PA	FG	SAF	TP
Groza, Lou	0	0	0	0	44/45	0	0	11/22	0	77
Modzelewski, E.	6	2	0	0	0/0	0	0	0/0	0	48
Renfro, Ray	0	8	0	0	0/0	0	0	0/0	0	48
Brewster, D.	0	6	0	0	0/0	0	0	0/0	0	36

PASSING	ATT	CMP	YDS	PCT	AV/AT	TD	TD%	INT	INT%	LG	TKLD	RATING
Graham, Otto	185	98	1,721*	53.0	9.30	15	8.1	8	4.3	61t	0/241	94.0
Ratterman, George	47	32	504	68.1	10.72	6	12.8	3	6.4	35	0/34	116.5
Renfro, Ray	2	0	0	0.0	0.00	0	0.0	0	0.0	0	0/0	39.6
Browns	234	130	2,225	55.6	9.51	21	9.0	11	4.7	61t	0/275	98.3
Opponents	323	126	1,775	39.0	5.50	15	4.6	25	7.7	71t	0/123	40.7

Graham, Otto	6	0	0	0	0/0	0	0	0/0	0	36
Lavelli, Dante	0	4	0	0	0/0	0	0	0/0	0	24
Bassett, M.	3	0	0	0	0/0	0	0	0/0	0	18
Morrison, Fred	3	0	0	0	0/0	0	0	0/0	0	18
Noll, Chuck	0	0	0	1	0/0	0	0	0/0	1	8
Jones, Dub	0	1	0	0	0/0	0	0	0/0	0	6
Smith, Robert	1	0	0	0	0/0	0	0	0/0	0	6
Konz, Ken	0	0	0	1	0/0	0	0	0/0	0	6
Paul, Don	0	0	1	0	0/0	0	0	0/0	0	6
Ratterman, G.	1	0	0	0	0/0	0	0	0/0	0	6
Michaels, W.	0	0	0	1	0/0	0	0	0/0	0	6
Browns	20	21	1	3	44/45	0	0	11/22	1	349
Opponents	9	15	5	0	23/29	0	0	7/15	0	218

RUSHING	NO	YDS	AVG	LG	TD
Modzelewski, Ed	185	619	3.3	25	6
Morrison, Fred	156	824	5.3	56	3
Graham, Otto	68	141	2.1	36	6
Bassett, Maurice	38	174	4.6	30t	3
Smith, Robert	37	142	3.8	31t	1
Renfro, Ray	29	90	3.1	14	0
Jones, Dub	10	44	4.4	13	0
Ratterman, George	6	8	1.3	10	1
Petitbon, John	3	10	3.3	7	0
Ford, Henry	2	1	0.5	1	0
James, Tommy	1	2	2.0	2	0
Gillom, Horace	1	-15	-15.0	-15	0
Browns	536	2,040	3.8	56	20
Opponents	351	1,189	3.4	38	9

RECEIVING	NO	YDS	AVG	LG	TD
Brewster, Darrel	34	622	18.3	41t	6
Lavelli, Dante	31	492	15.9	49	4
Renfro, Ray	29	603	20.8	61t	8
Modzelewski, Ed	13	113	8.7	28t	2
Morrison, Fred	9	185	20.6	49	0
Bassett, Maurice	9	83	9.2	25	0
Jones, Dub	3	115	38.3	46	1
Smith, Robert	2	12	6.0	10	0
Browns	130	2,225	17.1	61t	21
Opponents	126	1,775	14.1	71t	15

INTERCEPTIONS	NO	YDS	AVG	LG	TD
Noll, Chuck	5	74	14.8	24	1
Lahr, Warren	5	52	10.4	24	0
Konz, Ken	5	32	6.4	15t	1
Paul, Don	4	49	12.3	19	0
James, Tommy	2	20	10.0	16	0
Petitbon, John	2	11	5.5	7	0
Michaels, Walt	1	25	25.0	25t	1
Massey, Carlton	1	24	24.0	24	0
Browns	25	287	11.5	25t	3
Opponents	11	181	16.5	40t	1

PUNTING	NO	YDS	AVG	IN20	TB	LG	BLK
Gillom, Horace	58	2,389	41.2	0	6	56	3
Browns	58	2,389	41.2	0	6	56	3
Opponents	71	2,781	39.2	0	2	63	1

PUNT RETURNS	NO	FC	YDS	AVG	LG	TD
Paul, Don	19	0	148	7.8	60t	1
Konz, Ken	17	0	138	8.1	42	0
White, Bob	2	0	28	14.0	28	0
Ford, Henry	4	0	15	3.8	7	0
Smith, Robert	1	0	5	5.0	5	0
Renfro, Ray	1	0	3	3.0	3	0
Browns	44	0	337	7.7	60t	1
Opponents	37	0	186	5.0	78t	1

KICKOFF RETURNS	NO	YDS	AVG	LG	TD
Smith, Robert	13	320	24.6	47	0
White, Bob	10	258	25.8	44	0
Bassett, Maurice	7	151	21.6	31	0
Paul, Don	5	109	21.8	26	0
Konz, Ken	3	66	22.0	23	0
Michaels, Walt	3	45	15.0	27	0
Browns	41	949	23.1	47	0
Opponents	50	1,220	24.4	100t	1

\* Led NFL



1956 (5-7)

COACH: Paul Brown			
1956 USUAL STARTING LINEUPS			
OFFENSE		DEFENSE	
LE 88	Darrel Brewster	LDE 82	Carlton Massey
LT 76	Lou Groza	79	Bob Gain
LG 64	Abe Gbron	LDT 72	John Kissell
C 52	Frank Gatski	RDT 79	B. Gain, 70 D. Colo
RG 62	H. Forester, 60 H. Bradley	RDE 80	Len Ford
RT 74	Mike McCormack	LLB 65	Chuck Noll
RE 86	Dante Lavelli	MLB 34	Walt Michaels
WR 26	Ray Renfro	RLB 35	Galen Fiss
QB 16	George Ratterman	34	Walt Michaels
18	Vito Parilli	LCB 24	Warren Lahr
RB 32	Fred Morrison	RCB 20	Don Paul
40	Preston Carpenter	LS 22	Ken Konz
RB 36	Ed Modzelewski	RS 44	John Petitbon
30	Maurice Bassett		
RADIO ANNOUNCERS:			
Bill McColgan, Jim Graner (WGAR 1220 AM)			
TELEVISION ANNOUNCERS:			
Ken Coleman, Otto Graham (WJW-Channel 8)			

DATE	RESULT	OPPONENT	ATT
9/30	L, 7-9	at Chicago Cardinals	20,966
10/6	W, 14-10	at Pittsburgh Steelers	35,398
10/14	L, 9-21	New York Giants	60,042
10/21	L, 9-20	at Washington Redskins	23,332
10/28	L, 16-24	Pittsburgh Steelers	50,358
11/4	W, 24-7	at Green Bay Packers	28,590
11/11	L, 7-21	Baltimore Colts	42,404
11/18	W, 16-0	at Philadelphia Eagles	25,894
11/25	L, 17-20	Washington Redskins	22,878
12/2	W, 17-14	Philadelphia Eagles	20,645
12/9	W, 24-7	at New York Giants	27,707
12/16	L, 7-24	Chicago Cardinals	25,312

TEAM STATISTICS	BROWNS	OPPONENT
Total First Downs	173	188
Rushing	94	108
Passing	63	62
Penalty	16	18
Total Net Yards	3,310	3,135
Avg. Per Game	275.8	261.3
Total Plays	744	689
Avg. Per Play	4.4	4.6
Net Yards Rushing	1,817	2,032
Avg. Per Game	151.4	169.3
Total Rushes	466	463
Net Yards Passing	1,175	1,103
Avg. Per Game	97.9	91.9
Sacked/Yards Lost	0/183	0/112
Gross Yards	1,358	1,215
Attempts/Completions	202/105	226/107
Completion Pct.	52.0%	47.3%
Had Intercepted	18	18
Punts/Avg.	50/41.9	59/40.7
Net Punting Avg.	50/39.2	59/35.3
Penalties/Yards Lost	52/457	61/529
Fumbles/Ball Lost	18/12	11/8
Touchdowns	19	21
Rushing	8	13
Passing	8	7
Returns	3	1

SCORE BY PERIODS	1ST	2ND	3RD	4TH	OT	TOT
Browns	65	54	14	34	0	167
Opponents	24	69	30	54	0	177

SCORING	RU	PA	ST	DF	PAT	2RU	2PA	FG	SAF	TP
Groza, Lou	0	0	0	0	18/18	0	0	11/20	0	51
Renfro, Ray	0	4	0	0	0/0	0	0	0/0	0	24

Morrison, Fred	1	1	0	0	0/0	0	0	0/0	0	12
Modzelewski, Ed	2	0	0	0	0/0	0	0	0/0	0	12
Bassett, M.	1	1	0	0	0/0	0	0	0/0	0	12
O'Connell, Tom	2	0	0	0	0/0	0	0	0/0	0	12
Ratterman, George	1	0	0	0	0/0	0	0	0/0	0	6
Paul, Don	0	0	0	1	0/0	0	0	0/0	0	6
Konz, Ken	0	0	1	0	0/0	0	0	0/0	0	6
Kinard, Billy	1	0	0	0	0/0	0	0	0/0	0	6
Noll, Chuck	0	0	0	1	0/0	0	0	0/0	0	6
Lavelli, Dante	0	1	0	0	0/0	0	0	0/0	0	6
Brewster, Darrel	0	1	0	0	0/0	0	0	0/0	0	6
Wren, Junior	0	0	0	0	0/0	0	0	0/0	1	2
Team	0	0	0	0	0/1	0	0	0/0	0	0
Browns	8	8	1	2	18/19	0	0	11/20	1	167
Opponents	13	7	1	0	21/21	0	0	10/18	0	177

RUSHING	NO	YDS	AVG	LG	TD
Carpenter, Preston	188	756	4.0	30	0
Modzelewski, Ed	96	413	4.3	23	2
Morrison, Fred	83	340	4.1	41	1
Bassett, Maurice	41	129	3.1	12	1
O'Connell, Tom	24	40	1.7	11	2
Parilli, Vito	18	65	3.6	19	0
Ratterman, George	7	9	1.3	5	1
Renfro, Ray	4	24	6.0	10	0
Smith, Jim Ray	2	10	5.0	7	0
Quinlan, Volney	2	4	2.0	3	0
Kinard, Billy	1	27	27.0	27t	1
Browns	466	1,817	3.9	41	8
Opponents	463	2,032	4.4	70t	13

RECEIVING	NO	YDS	AVG	LG	TD
Brewster, Darrel	28	417	14.9	41	1
Lavelli, Dante	20	344	17.2	68t	1
Renfro, Ray	17	325	19.1	46t	4
Carpenter, Preston	16	124	7.8	34	0
Modzelewski, Ed	10	27	2.7	6	0
Morrison, Fred	6	29	4.8	10	1
Quinlan, Volney	4	63	15.8	31	0
Bassett, Maurice	4	29	7.3	31t	1
Browns	105	1,358	12.9	68t	8
Opponents	107	1,215	11.4	75t	7

INTERCEPTIONS	NO	YDS	AVG	LG	TD
Paul, Don	7	190	27.1	42	1
Konz, Ken	4	34	8.5	28	0
Lahr, Warren	3	33	11.0	18	0
Noll, Chuck	1	13	13.0	13	0
Fiss, Galen	1	4	4.0	4	0
Colo, Don	1	0	0.0	0	0
Wren, Junior	1	0	0.0	0	0
Browns	18	274	15.2	42	1
Opponents	18	279	15.5	38	0

PUNTING	NO	YDS	AVG	IN20	TB	LG	BLK
Morrison, Fred	38	1,561	41.1	0	7	70	0
Gillom, Horace	12	536	44.7	0	0	53	0
Browns	50	2,097	41.9	0	7	70	0
Opponents	59	2,400	40.7	0	4	57	0

PUNT RETURNS	NO	FC	YDS	AVG	LG	TD
Konz, Ken	13	0	187	14.4*	65t	1
Paul, Don	17	0	103	6.1	17	0
Carpenter, Preston	1	0	18	18.0	18	0
Quinlan, Volney	10	0	9	0.9	5	0
Browns	41	0	317	7.7	65t	1
Opponents	26	0	137	5.3	31	0

KICKOFF RETURNS	NO	YDS	AVG	LG	TD
Carpenter, Preston	15	381	25.4	42	0
Quinlan, Volney	9	219	24.3	50	0
Kinard, Billy	7	196	28.0	56	0
Morrison, Fred	1	17	17.0	17	0
Smith, Jim Ray	1	14	14.0	14	0
Weber, Charles	1	3	3.0	3	0
Browns	34	830	24.4	56	0
Opponents	33	819	24.8	57	0

PASSING	ATT	CMP	YDS	PCT	AV/AT	TD	TD%	INT	INT%	LG	TKLD	RATING
O'Connell, Tom	96	42	551	43.8	5.74	4	4.2	8	8.3	62	0/41	41.6
Parilli, Vito	49	24	409	49.0	8.35	3	6.1	7	14.3	68t	0/63	58.5
Ratterman, George	57	39	398	68.4	6.98	1	1.8	3	5.3	46t	0/79	72.1
Browns	202	105	1,358	52.0	6.72	8	4.0	18	8.9	68t	0/183	49.5
Opponents	226	107	1,215	47.3	5.38	7	3.1	18	8.0	75t	0/112	41.1

\* Led NFL



## 1957 (9-2-1)

COACH: Paul Brown

## 1957 USUAL STARTING LINEUPS

OFFENSE				DEFENSE			
LE	88	Darrel Brewster		LDE	84	Bill Quinlan	
LT	76	Lou Groza		LDT	79	Bob Gain	
LG	62	H. Forester, 64 J. R. Smith		RDT	70	Don Colo	
C	56	Art Hunter		RDE	80	Len Ford	
RG	60	H. Bradley, 63 F. Robinson		LLB	65	Chuck Noll	
RT	74	Mike McCormack		MLB	50	Vince Costello	
RE	40	Preston Carpenter		RLB	34	Walt Michaels	
WR	26	Ray Renfro		LCB	24	Warren Lahr	
QB	15	T. O'Connell, 16 M. Plum		RCB	20	Don Paul	
RB	48	M. Campbell, 30 L. Carpenter		LS	22	Ken Konz	
RB	32	Jim Brown		RS	42	Junior Wren	

## RADIO ANNOUNCERS:

Bill McColgan, Jim Graner (WGAR 1220 AM)

## TELEVISION ANNOUNCERS:

Ken Coleman, Jimmy Dudley (WJW-Channel 8)

DATE	RESULT	OPPONENT	ATT
9/29	W, 6-3	New York Giants	58,095
10/5	W, 23-12	at Pittsburgh Steelers	35,570
10/13	W, 24-7	Philadelphia Eagles	53,493
10/20	L, 7-17	at Philadelphia Eagles	22,443
10/27	W, 17-7	at Chicago Cardinals	26,341
11/3	W, 21-17	Washington Redskins	52,936
11/10	W, 24-0	Pittsburgh Steelers	53,709
11/17	T, 30-30	at Washington Redskins	27,722
11/24	W, 45-31	Los Angeles Rams	65,407
12/1	W, 31-0	Chicago Cardinals	40,525
12/8	L, 7-20	at Detroit Lions	55,814
12/15	W, 34-28	at New York Giants	54,294

## NFL CHAMPIONSHIP

12/29	L, 14-59	at Detroit Lions	55,263
-------	----------	------------------	--------

TEAM STATISTICS	BROWNS	OPPONENT
Total First Downs	180	164
Rushing	93	79
Passing	76	66
Penalty	11	19
Total Net Yards	3,670	2,802
Avg. Per Game	305.8	233.5
Total Plays	696	638
Avg. Per Play	5.3	4.4
Net Yards Rushing	1,958	1,502
Avg. Per Game	163.2	125.2
Total Rushes	501	396
Net Yards Passing	1,712	1,300
Avg. Per Game	142.7	108.3
Sacked/Yards Lost	0/161	0/211
Gross Yards	1,873	1,511
Attempts/Completions	195/108	242/105
Completion Pct.	55.4%	43.4%
Had Intercepted	14	19
Punts/Avg.	61/39.3	72/41.8
Net Punting Avg.	61/34.1	72/38.5
Penalties/Yards Lost	66/597	42/412
Fumbles/Ball Lost	19/10	20/12
Touchdowns	32	22
Rushing	19	11
Passing	12	8
Returns	1	3

SCORE BY PERIODS	1ST	2ND	3RD	4TH	OT	TOT
Browns	54	60	76	79	0	— 269
Opponents	27	57	30	58	0	— 172

SCORING	RU	PA	ST	DF	PAT	2RU	2PA	FG	SAF	TP
Groza, Lou	0	0	0	0	32/32	0	0	15/22	0	77^
Brown, Jim	9	1	0	0	0/0	0	0	0/0	0	60

Renfro, Ray	0	6	0	0	0/0	0	0	0/0	0	36
Carpenter, L.	4	0	0	0	0/0	0	0	0/0	0	24
Hanulak, Chet	3	0	0	0	0/0	0	0	0/0	0	18
Carpenter, P.	1	2	0	0	0/0	0	0	0/0	0	18
Brewster, D.	0	2	0	0	0/0	0	0	0/0	0	12
Campbell, M.	0	1	0	0	0/0	0	0	0/0	0	6
Reynolds, Billy	1	0	0	0	0/0	0	0	0/0	0	6
Paul, Don	0	0	0	1	0/0	0	0	0/0	0	6
O'Connell, Tom	1	0	0	0	0/0	0	0	0/0	0	6
Browns	19	12	0	1	32/32	0	0	0	15/22	0 269
Opponents	11	8	3	0	19/22	0	0	0	7/14	0 172

RUSHING	NO	YDS	AVG	LG	TD
Brown, Jim	202	942*	4.7	69t	9
Hanulak, Chet	125	375	3.0	64t	3
Carpenter, Lew	83	315	3.8	55	4
Reynolds, Billy	29	57	2.0	8	1
Plum, Milt	26	118	4.5	30	0
O'Connell, Tom	14	5	0.4	7	1
Modzelewski, Ed	10	21	2.1	5	0
Campbell, Milton	7	23	3.3	14	0
Carpenter, Preston	3	86	28.7	39	1
Renfro, Ray	2	22	11.0	16	0
McCormack, Mike	0	4	0.0	4	0
Browns	501	1,968	3.9	69t	19
Opponents	396	1,502	3.8	59	11

RECEIVING	NO	YDS	AVG	LG	TD
Brewster, Darrel	30	614	20.5	56	2
Carpenter, Preston	27	398	14.7	33	2
Renfro, Ray	21	589	28.0	65t	6
Brown, Jim	16	55	3.4	12	1
Carpenter, Lew	5	65	13.0	21	0
Clarke, Frank	4	77	19.3	43	0
Hanulak, Chet	3	38	12.7	19	0
Campbell, Milton	1	25	25.0	25t	1
Reynolds, Billy	1	12	12.0	12	0
Browns	108	1,873	17.3	65t	12
Opponents	105	1,511	14.4	63	8

INTERCEPTIONS	NO	YDS	AVG	LG	TD
Paul, Don	4	28	7.0	12	0
Konz, Ken	4	20	5.0	16	0
Freeman, Bob	3	46	15.3	25	0
Wren, Junior	2	73	36.5	43	0
Costello, Vince	2	19	9.5	12	0
Lahr, Warren	2	12	6.0	10	0
Fiss, Galen	1	15	15.0	15	0
Michaels, Walt	1	10	10.0	6	0
Browns	19	223	11.7	43	0
Opponents	14	141	10.1	65t	1

PUNTING	NO	YDS	AVG	IN20	TB	LG	BLK
Konz, Ken	61	2,396	39.3	0	3	63	1
Browns	61	2,396	39.3	0	3	63	1
Opponents	72	3,006	41.8	0	1	63	0

PUNT RETURNS	NO	FC	YDS	AVG	LG	TD
Reynolds, Billy	24	0	114	4.8	23	0
Paul, Don	9	0	75	8.3	32	0
Hanulak, Chet	11	0	29	2.6	11	0
Konz, Ken	3	0	13	4.3	7	0
Robinson, Fred	1	0	0	0.0	0	0
Browns	48	0	231	4.8	32	0
Opponents	47	0	315	6.7	58t	1

KICKOFF RETURNS	NO	YDS	AVG	LG	TD
Campbell, Milton	11	263	23.9	36	0
Reynolds, Billy	7	152	21.7	29	0
Brown, Jim	6	136	22.7	29	0
Modzelewski, Ed	5	74	14.8	18	0
Clarke, Frank	2	22	11.0	13	0
Carpenter, Lew	1	24	24.0	24	0
Freeman, Bob	1	15	15.0	15	0
Browns	33	686	20.8	36	0
Opponents	42	917	21.8	50	0

PASSING	ATT	CMP	YDS	PCT	AV/AT	TD	TD%	INT	INT%	LG	TKLD	RATING
O'Connell, Tom	110	63	1,229*	57.3	11.17	9	8.2	8	7.3	65t	0/56	93.3
Plum, Milt	76	41	590	53.9	7.76	2	2.6	5	6.6	58t	0/85	60.7
Hanulak, Chet	2	1	32	50.0	16.00	1	50.0	0	0.0	32t	0/0	135.4
Borton, John	6	3	22	50.0	3.67	0	0.0	1	16.7	8	0/20	19.4
Campbell, Milton	1	0	0	0.0	0.00	0	0.0	0	0.0	0	0/0	39.6
Browns	195	108	1,873	55.4	9.61	12	6.2	14	7.2	65t	0/161	78.9
Opponents	242	105	1,511	43.4	6.24	8	3.3	19	7.9	63	0/211	42.6

\* Led NFL

^ Tied NFL Lead



1958 (9-3)

COACH: Paul Brown		
1958 USUAL STARTING LINEUPS		
OFFENSE		DEFENSE
LE 88 D. Brewster, 82 F. Clarke	LDE 86 Paul Wiggins	
LT 76 Lou Groza	89 Willie Davis	
LG 64 Jim Ray Smith	LDT 79 Bob Gain	
C 56 Art Hunter	RDT 70 Don Colo	
RG 65 Chuck Noll	RDE 84 Bill Quinlan	
RT 74 Mike McCormack	89 Willie Davis	
78 Willie McClung	LLB 35 Galen Fiss	
RE 40 Preston Carpenter	MLB 50 Vince Costello	
WR 26 Ray Renfro	RLB 34 Walt Michaels	
QB 16 Milt Plum	LCB 24 Warren Lahr	
RB 49 Bobby Mitchell	18 Bob Freeman	
30 Lew Carpenter	RCB 20 Don Paul	
RB 32 Jim Brown	LS 22 Ken Konz	
	RS 42 Junior Wren	
RADIO ANNOUNCERS:		
Bill McColgan, Jim Graner (WGAR 1220 AM)		
TELEVISION ANNOUNCERS:		
Ken Coleman, Jimmy Dudley (WJW-Channel 8)		

DATE	RESULT	OPPONENT	ATT
9/28	W, 30-27	at Los Angeles Rams	69,993
10/5	W, 45-12	at Pittsburgh Steelers	31,130
10/12	W, 35-28	Chicago Cardinals	65,403
10/19	W, 27-10	Pittsburgh Steelers	66,852
10/26	W, 38-24	at Chicago Cardinals	30,933
11/2	L, 17-21	New York Giants	78,404
11/9	L, 10-30	Detroit Lions	75,563
11/16	W, 20-10	at Washington Redskins	32,372
11/23	W, 28-14	Philadelphia Eagles	51,319
11/30	W, 21-14	Washington Redskins	33,240
12/7	W, 21-14	at Philadelphia Eagles	36,773
12/14	L, 10-13	at New York Giants	63,192

PLAYOFFS			
12/21	L 0-10	at New York Giants	61,174

TEAM STATISTICS	BROWNS	OPPONENT
Total First Downs	206	201
Rushing	127	82
Passing	71	104
Penalty	8	15
Total Net Yards	4,107	3,660
Avg. Per Game	342.3	305.0
Total Plays	681	681
Avg. Per Play	6.0	5.4
Net Yards Rushing	2,526	1,448
Avg. Per Game	210.5	120.7
Total Rushes	475	369
Net Yards Passing	1,581	2,212
Avg. Per Game	131.8	184.3
Sacked/Yards Lost	0/177	0/175
Gross Yards	1,758	2,387
Attempts/Completions	206/110	312/162
Completion Pct.	53.4%	51.9%
Had Intercepted	14	16
Punts/Avg.	51/41.2	55/42.7
Net Punting Avg.	51/39.3	55/36.9
Penalties/Yards Lost	59/554	37/347
Fumbles/Ball Lost	14/8	27/18
Touchdowns	40	26
Rushing	24	6
Passing	12	20
Returns	4	0

SCORE BY PERIODS	1ST	2ND	3RD	4TH	OT	TOT
Browns	90	82	42	88	0	302
Opponents	41	89	48	39	0	217

SCORING	RU	PA	ST	DF	PAT	2RU	2PA	FG	SAF	TP
Brown, Jim	17	1	0	0	0/0	0	0	0/0	0	108*
Groza, Lou	0	0	0	0	36/38	0	0	8/19	0	60
Mitchell, Bobby	1	3	2	0	0/0	0	0	0/0	0	36
Renfro, Ray	0	6	0	0	0/0	0	0	0/0	0	36
Plum, Milt	4	0	0	0	2/2	0	0	0/0	0	26
Carpenter, Larry	2	0	0	0	0/0	0	0	0/0	0	12
Brewster, Darrel	0	1	0	0	0/0	0	0	0/0	0	6
Bolden, Leroy	0	0	1	0	0/0	0	0	0/0	0	6
Carpenter, Preston	0	1	0	0	0/0	0	0	0/0	0	6
Konz, Ken	0	0	0	1	0/0	0	0	0/0	0	6
Browns	24	12	3	1	38/40	0	0	8/19	0	302
Opponents	6	20	0	0	26/26	0	0	11/23	1	217

RUSHING	NO	YDS	AVG	LG	TD
Brown, Jim	257	1,527*	5.9	65t	17*
Mitchell, Bobby	80	500	6.3	63t	1
Carpenter, Lew	73	308	4.2	30	2
Plum, Milt	37	127	3.4	22	4
Bolden, Leroy	15	55	3.7	15	0
Renfro, Ray	3	17	5.7	12	0
Modzelewski, Ed	3	8	2.7	3	0
Carpenter, Preston	3	2	0.7	22	0
Freeman, Bob	2	1	0.5	9	0
Ninowski, Jim	2	1	0.5	7	0
Browns	475	2,546	5.4	65t	24
Opponents	369	1,448	3.9	40	6

RECEIVING	NO	YDS	AVG	LG	TD
Carpenter, Preston	29	474	16.3	74	1
Renfro, Ray	24	573	23.9	52	6
Brewster, Darrel	16	294	18.4	38	1
Brown, Jim	16	138	8.6	46	1
Mitchell, Bobby	16	131	8.2	25	3
Carpenter, Lew	5	47	9.4	18	0
Clarke, Frank	3	91	30.3	34	0
Modzelewski, Ed	1	10	10.0	10	0
Browns	110	1,758	16.0	74	12
Opponents	162	2,387	14.7	91t	20

INTERCEPTIONS	NO	YDS	AVG	LG	TD
Konz, Ken	4	123	30.8	46t	1
Paul, Don	4	80	20.0	36	0
Wren, Junior	3	36	12.0	29	0
Freeman, Bob	3	21	7.0	19	0
Lahr, Warren	1	25	25.0	25	0
Shofner, Jim	1	0	0.0	0	0
Browns	16	285	17.8	46t	1
Opponents	14	134	9.6	31	0

PUNTING	NO	YDS	AVG	IN20	TB	LG	BLK
Deschaine, Dick	50	2,063	41.3	0	1	63	0
Wren, Junior	1	38	38.0	0	0	38	0
Browns	51	2,101	41.2	0	1	63	0
Opponents	55	2,349	42.7	0	1	63	0

PUNT RETURNS	NO	FC	YDS	AVG	LG	TD
Mitchell, Bobby	14	0	165	11.8	68t	1
Konz, Ken	18	0	143	7.9	38	0
Shofner, Jim	4	0	10	2.5	10	0
Paul, Don	2	0	0	0.0	0	0
Wren, Junior	1	0	0	0.0	0	0
Browns	39	0	318	8.2	68t	1
Opponents	38	0	95	2.5	23	0

KICKOFF RETURNS	NO	YDS	AVG	LG	TD
Mitchell, Bobby	18	454	25.2	98t	1
Bolden, Leroy	14	362	25.9	102t	1
Brown, Jim	3	74	24.7	35	0
Carpenter, Lew	1	18	18.0	18	0
McClung, Willie	1	0	0.0	0	0
Paul, Don	1	0	0.0	0	0
Browns	38	908	23.9	102t	2
Opponents	48	1,045	21.8	50	0

PASSING	ATT	CMP	YDS	PCT	AV/AT	TD	TD%	INT	INT%	LG	TKLD	RATING
Plum, Milt	189	102	1,619	54.0	8.57	11	5.8	11	5.8	74	0/145	77.9
Ninowski, Jim	17	8	139	47.1	8.18	1	5.9	3	17.6	34	0/32	55.4
Browns	206	110	1,758	53.4	8.53	12	5.8	14	6.8	74	0/177	73.2
Opponents	312	162	2,387	51.9	7.65	20	6.4	16	5.1	91t	0/175	77.2

\* Led NFL



1959 (7-5)

COACH: Paul Brown

1959 USUAL STARTING LINEUPS

OFFENSE

LE	40	Preston Carpenter
LT	76	L. Groza, 77 W. Davis
LG	64	Jim Ray Smith
C	56	Art Hunter
RG	66	Gene Hickerson
RT	74	Mike McCormack
	70	Francis O'Brien
RE	86	Bill Howton
WR	26	Ray Renfro
QB	16	Milt Plum
RB	49	Bobby Mitchell
RB	32	Jim Brown

DEFENSE

LDE	79	Bob Gain
LDLT	78	Willie McCling
RDT	72	Sid Youngelman
RDE	80	Paul Wiggin
LLB	35	Galen Fiss
MLB	50	Vince Costello
RLB	34	Walt Michaels
LCB	30	Bernie Parrish
RCB	44	Jim Shofner
LS	24	Warren Lahr
RS	42	Junior Wren

RADIO ANNOUNCERS:

Bill McColgan, Jim Graner (WGAR 1220 AM)

TELEVISION ANNOUNCERS:

Ken Coleman, Jimmy Dudley (WJW-Channel 8)

DATE	RESULT	OPPONENT	ATT
9/26	L, 7-17	at Pittsburgh Steelers	33,844
10/4	W, 34-7	at Chicago Cardinals	19,935
10/11	L, 6-10	New York Giants	65,534
10/18	W, 17-7	Chicago Cardinals	46,422
10/25	W, 34-7	Washington Redskins	42,732
11/1	W, 38-31	at Baltimore Colts	57,557
11/8	W, 28-7	Philadelphia Eagles	58,275
11/15	W, 31-17	at Washington Redskins	32,266
11/22	L, 20-21	Pittsburgh Steelers	68,563
11/29	L, 20-21	San Francisco 49ers	56,854
12/6	L, 7-48	at New York Giants	68,436
12/13	W, 28-21	at Philadelphia Eagles	45,952

TEAM STATISTICS	BROWNS	OPPONENT
Total First Downs	234	205
Rushing	118	75
Passing	109	115
Penalty	7	15
Total Net Yards	4,015	3,764
Avg. Per Game	334.6	313.7
Total Plays	733	679
Avg. Per Play	5.5	5.5
Net Yards Rushing	2,149	1,422
Avg. Per Game	179.1	118.5
Total Rushes	457	360
Net Yards Passing	1,866	2,342
Avg. Per Game	155.5	195.2
Sacked/Yards Lost	0/167	0/115
Gross Yards	2,033	2,457
Attempts/Completions	276/159	319/168
Completion Pct.	57.6%	52.7%
Had Intercepted	9	18
Punts/Avg.	50/37.1	50/42.4
Net Punting Avg.	50/36.3	50/38.2
Penalties/Yards Lost	36/329	32/285
Fumbles/Ball Lost	8/5	20/12
Touchdowns	37	28
Rushing	20	9
Passing	14	17
Returns	3	2

SCORE BY PERIODS	1ST	2ND	3RD	4TH	OT	TOT
Browns	65	72	44	89	0	— 270
Opponents	17	94	65	38	0	— 214

SCORING	RU	PA	ST	DF	PAT	2RU	2PA	FG	SAF	TP
Brown, Jim	14	0	0	0	0/0	0	0	0/0	0	84
Mitchell, B.	5	4	1	0	0/0	0	0	0/0	0	60
Groza, Lou	0	0	0	0	33/37	0	0	5/16	0	48
Renfro, Ray	0	6	0	0	0/0	0	0	0/0	0	36
Carpenter, P.	0	2	0	0	0/0	0	0	0/0	0	12
Howton, Billy	0	1	0	0	0/0	0	0	0/0	0	6
Wren, Junior	0	0	0	1	0/0	0	0	0/0	0	6
Modzelewski, E.	0	1	0	0	0/0	0	0	0/0	0	6
Parrish, Bernie	0	0	0	1	0/0	0	0	0/0	0	6
Plum, Milt	1	0	0	0	0/0	0	0	0/0	0	6
Browns	20	14	1	2	33/37	0	0	5/16	0	270
Opponents	9	17	2	0	28/28	0	0	6/13	0	214

RUSHING	NO	YDS	AVG	LG	TD
Brown, Jim	290	1,329*	4.6	70t	14*
Mitchell, Bobby	131	743	5.7	90t	5
Plum, Milt	21	20	1.0	17	1
Modzelewski, Ed	6	18	3.0	5	0
Bolden, Leroy	4	11	2.8	9	0
Placek, Bob	3	13	4.3	6	0
Ninowski, Jim	1	11	11.0	11	0
Carpenter, Preston	1	4	4.0	4	0
Browns	457	2,149	4.7	90t	20
Opponents	360	1,422	4.0	65	7

RECEIVING	NO	YDS	AVG	LG	TD
Howton, Billy	39	510	13.1	36t	1
Mitchell, Bobby	35	351	10.0	76t	4
Renfro, Ray	30	528	17.6	70t	6
Carpenter, Preston	24	372	15.5	43t	2
Brown, Jim	24	190	7.9	25	0
Clarke, Frank	3	44	14.7	20	0
Modzelewski, Ed	3	18	6.0	13	1
Plum, Milt	1	20	20.0	20	0
Browns	159	2,033	12.8	76t	14
Opponents	168	2,457	14.6	71	17

INTERCEPTIONS	NO	YDS	AVG	LG	TD
Parrish, Bernie	5	83	16.6	37t	1
Wren, Junior	5	39	7.8	22	0
Shofner, Jim	2	50	25.0	30	0
Noll, Chuck	2	5	2.5	5	0
Konz, Ken	1	35	35.0	21	0
Fiss, Galen	1	9	9.0	9	0
Michaels, Walt	1	7	7.0	7	0
Lahr, Warren	1	0	0.0	0	0
Costello, Vince	0	14	0.0	14	0
Browns	18	242	13.4	37t	1
Opponents	9	139	15.4	32	1

PUNTING	NO	YDS	AVG	IN20	TB	LG	BLK
Wren, Junior	27	996	36.9	0	1	55	0
Shofner, Jim	23	860	37.4	0	1	48	0
Browns	50	1,856	37.1	0	2	55	0
Opponents	50	2,121	42.4	0	5	62	0

PUNT RETURNS	NO	FC	YDS	AVG	LG	TD
Mitchell, Bobby	17	0	177	10.4	78t	1
Konz, Ken	9	0	34	3.8	11	0
Browns	26	0	211	8.1	78t	1
Opponents	32	0	39	1.2	11	0

KICKOFF RETURNS	NO	YDS	AVG	LG	TD
Mitchell, Bobby	11	236	21.5	31	0
Bolden, Leroy	9	170	18.9	38	0
Brown, Jim	4	88	22.0	29	0
Modzelewski, Ed	4	37	9.3	19	0
Noll, Chuck	1	20	20.0	20	0
Browns	29	551	19.0	38	0
Opponents	38	734	19.3	46	0

PASSING	ATT	CMP	YDS	PCT	AV/AT	TD	TD%	INT	INT%	LG	TKLD	RATNG
Plum, Milt	266	156	1,992	58.6	7.49	14	5.3	8	3.0	76t	0/157	87.2
Ninowski, Jim	10	3	41	30.0	4.10	0	0.0	1	10.0	20	0/10	4.6
Browns	276	159	2,033	57.6	7.37	14	5.1	9	3.3	76t	0/167	84.1
Opponents	319	168	2,457	52.7	7.70	17	5.3	18	5.6	71	0/115	72.3

\* Led NFL



1960 (8-3-1)

COACH: Paul Brown			
1960 USUAL STARTING LINEUPS			
OFFENSE		DEFENSE	
LE 88	Rich Kreitling	LE 84	Paul Wiggins
87	Fred Murphy	82	Jim Houston
LT 77	Dick Schafrath	LT 79	Bob Gain
LG 64	Jim Ray Smith	RT 72	Floyd Peters
C 56	John Morrow	RE 80	Jim Marshall
RG 66	Gene Hickerson	84	Paul Wiggins
RT 74	Mike McCormack	LLB 35	Galen Fiss
RE 86	Gern Nagler	MLB 50	Vince Costello
88	Rich Kreitling	RLB 34	Walt Michaels
WR 26	R. Renfro, 81 L. Clarke	LCB 30	Bernie Parrish
QB 16	Milt Plum	RCB 44	Jim Shofner
RB 49	Bobby Mitchell	LS 46	Don Fleming
RB 32	Jim Brown	RS 22	Richard Mostardi
		24	Bobby Franklin
RADIO ANNOUNCERS:			
Bill McColgan, Jim Graner (WGAR 1220 AM)			
TELEVISION ANNOUNCERS:			
Ken Coleman, Jimmy Dudley (WJW-Channel 8)			

DATE	RESULT	OPPONENT	ATT
9/25	W, 41-24	at Philadelphia Eagles	56,303
10/2	W, 28-20	Pittsburgh Steelers	67,692
10/16	W, 48-7	at Dallas Cowboys	28,500
10/23	L, 29-31	Philadelphia Eagles	64,850
10/30	W, 31-10	at Washington Redskins	32,086
11/6	L, 13-17	New York Giants	82,872
11/13	W, 28-27	St. Louis Cardinals	49,192
11/20	L, 10-14	at Pittsburgh Steelers	35,215
11/27	T, 17-17	at St. Louis Cardinals	26,146
12/4	W, 27-16	Washington Redskins	35,211
12/11	W, 42-0	Chicago Bears	38,155
12/15	W, 48-34	at New York Giants	56,517
PLAYOFF BOWL			
1/7	L, 16-17	Detroit Lions (at Miami)	34,981

TEAM STATISTICS	BROWNS	OPPONENT
Total First Downs	219	208
Rushing	107	92
Passing	96	102
Penalty	16	14
Total Net Yards	3,974	3,806
Avg. Per Game	331.2	317.2
Total Plays	647	724
Avg. Per Play	6.1	5.3
Net Yards Rushing	1,930	1,643
Avg. Per Game	160.8	136.9
Total Rushes	383	405
Net Yards Passing	2,044	2,163
Avg. Per Game	170.3	180.3
Sacked/Yards Lost	0/299	0/207
Gross Yards	2,343	2,370
Attempts/Completions	264/160	319/163
Completion Pct.	60.6%	51.1%
Had Intercepted	5	31
Punts/Avg.	55/42.0	46/45.0
Net Punting Avg.	55/38.7	46/40.5
Penalties/Yards Lost	49/534	48/526
Fumbles/Ball Lost	20/12	27/14
Touchdowns	47	26
Rushing	18	10
Passing	22	15
Returns	7	1

SCORE BY PERIODS	1ST	2ND	3RD	4TH	OT	TOT
Browns	59	150	58	95	0	— 362
Opponents	41	60	48	68	0	— 217

SCORING	RU	PA	ST	DF	PAT	2RU	2PA	FG	SAF	TP
Baker, Sam	0	0	0	0	44/46	0	0	12/20	0	80
Mitchell, B.	5	6	1	0	0/0	0	0	0/0	0	72
Brown, Jim	9	2	0	0	0/0	0	0	0/0	0	66

PASSING	ATT	CMP	YDS	PCT	AV/AT	TD	TD%	INT	INT%	LG	TKLD	RATING
Plum, Milt	250	151	2,297*	60.4	9.19	21	8.4	5	2.0	86t	0/275	110.4
Dawson, Len	13	8	23	61.5	1.77	0	0.0	0	0.0	23	0/24	65.9
Mitchell, Bobby	1	1	23	100.0	23.00	1	100.0	0	0.0	23t	0/0	158.3
Browns	264	160	2,343	60.6	8.88	22	8.3	5	1.9	86t	0/299	109.5
Opponents	319	163	2,370	51.1	7.43	15	4.7	31	9.7	70t	0/207	51.7

Renfro, Ray	0	4	0	0	0/0	0	0	0/0	0	24
Clarke, Leon	0	4	0	0	0/0	0	0	0/0	0	24
Kreitling, Rich	0	3	0	0	0/0	0	0	0/0	0	18
Nagler, Gern	0	3	0	0	0/0	0	0	0/0	0	18
Franklin, Bobby	0	0	0	2	0/0	0	0	0/0	0	12
Plum, Milt	2	0	0	0	0/0	0	0	0/0	0	12
Parrish, Bernie	0	0	0	1	0/0	0	0	0/0	0	6
Caleb, Jamie	1	0	0	0	0/0	0	0	0/0	0	6
Stephens, Larry	0	0	0	1	0/0	0	0	0/0	0	6
Gain, Bob	0	0	0	1	0/0	0	0	0/0	0	6
Wiggins, Paul	0	0	0	1	0/0	0	0	0/0	0	6
Gault, Prentice	1	0	0	0	0/0	0	0	0/0	0	6
Team	0	0	0	0	0/1	0	0	0/0	0	0
Browns	18	22	1	6	44/47	0	0	12/20	0	362
Opponents	10	15	1	0	25/26	0	0	12/21	0	217

RUSHING	NO	YDS	AVG	LG	TD
Brown, Jim	215	1,257*	5.8	71t	9
Mitchell, Bobby	111	506	4.6	50	5
Gault, Prentice	28	159	5.7	23	1
Plum, Milt	17	-24	-1.4	7	2
Caleb, Jamie	8	60	7.5	30	1
Kreitling, Rich	2	-17	-8.5	-2	0
Dawson, Len	1	0	0.0	0	0
Baker, Sam	1	-11	-11.0	-11	0
Browns	383	1,930	5.0	71t	18
Opponents	405	1,643	4.1	57	10

RECEIVING	NO	YDS	AVG	LG	TD
Mitchell, Bobby	45	612	13.6	69t	6
Nagler, Gern	36	616	17.1	53t	3
Renfro, Ray	24	378	15.8	66t	4
Brown, Jim	19	204	10.7	37t	2
Kreitling, Rich	16	316	19.8	69t	3
Clarke, Leon	11	184	16.7	86t	4
Caleb, Jamie	5	-18	-3.6	2	0
Murphy, Fred	2	36	18.0	23	0
Gault, Prentice	1	10	10.0	10	0
Williams, A.D.	1	5	5.0	5	0
Browns	160	2,343	14.6	86t	22
Opponents	163	2,370	14.5	70t	15

INTERCEPTIONS	NO	YDS	AVG	LG	TD
Franklin, Bobby	8	131	16.4	37t	2
Shofner, Jim	8	75	9.4	23	0
Parrish, Bernie	6	238	39.7	92t	1
Fleming, Don	5	85	17.0	30	0
Stephens, Larry	1	34	34.0	34t	1
Gain, Bob	1	22	22.0	22t	1
Wiggins, Paul	1	20	20.0	20t	1
Fiss, Galen	1	19	19.0	10	0
Browns	31	624	20.1	92t	6
Opponents	5	58	11.6	30	1

PUNTING	NO	YDS	AVG	IN20	TB	LG	BLK
Baker, Sam	55	2,309	42.0	0	2	64	0
Browns	55	2,309	42.0	0	2	64	0
Opponents	46	2,072	45.0	0	8	75	0

PUNT RETURNS	NO	FC	YDS	AVG	LG	TD
Shofner, Jim	11	0	105	9.5	36	0
Mitchell, Bobby	9	0	101	11.2	34	0
Franklin, Bobby	1	0	2	2.0	2	0
Browns	21	0	208	9.9	36	0
Opponents	24	0	178	7.4	46	0

KICKOFF RETURNS	NO	YDS	AVG	LG	TD
Mitchell, Bobby	17	432	25.4	90t	1
Brown, Jim	14	300	21.4	33	0
Caleb, Jamie	5	90	18.0	21	0
Gault, Prentice	3	47	15.7	19	0
Parrish, Bernie	2	0	0.0	0	0
Franklin, Bobby	1	23	23.0	23	0
Fleming, Don	1	8	8.0	8	0
Stephens, Larry	1	0	0.0	0	0
Fichtner, Ross	1	0	0.0	0	0
Browns	45	900	20.0	90t	1
Opponents	62	1,177	19.0	55	0

\* Led NFL



1961 (8-5-1)

COACH: Paul Brown									
1961 USUAL STARTING LINEUPS									
OFFENSE					DEFENSE				
LE	88	Rich Kreitling	LDE	82	Jim Houston	LDT	79	Bob Gain	
	42	Bob Crespino	LDT	79	Bob Gain	RDT	72	Floyd Peters	
LT	77	Dick Schafrath					68	Larry Stephens	
LG	64	Jim Ray Smith						RDE	84 Paul Wiggins
C	56	John Morrow						LLB	50 V. Costello, 35 G. Fiss
RG	60	John Wooten						MLB	52 Dave Lloyd
RT	74	Mike McCormack						RLB	34 Walt Michaels
RE	86	Gern Nagler						LCB	30 Bernie Parrish
WR	26	Ray Renfro						RCB	44 Jim Shofner
QB	16	Milt Plum						LS	46 Don Fleming
RB	49	Bobby Mitchell						RS	24 Bobby Franklin
	22	Tom Watkins							
RB	32	Jim Brown							
RADIO ANNOUNCERS:									
Gib Shanley, Les Clark (WGAR 1220 AM)									
TELEVISION ANNOUNCERS:									
Ken Coleman, Cliff Lewis (WJW-Channel 8)									

DATE	RESULT	OPPONENT	ATT
9/17	L, 20-27	at Philadelphia Eagles	60,671
9/24	W, 20-17	St. Louis Cardinals	50,443
10/1	W, 25-7	Dallas Cowboys	43,638
10/8	W, 31-7	Washington Redskins	46,186
10/15	L, 17-49	Green Bay Packers	75,042
10/22	W, 30-28	at Pittsburgh Steelers	29,266
10/29	W, 21-10	at St. Louis Cardinals	26,696
11/5	L, 13-17	Pittsburgh Steelers	62,723
11/12	W, 17-6	at Washington Redskins	28,975
11/19	W, 45-24	Philadelphia Eagles	68,399
11/26	L, 21-37	New York Giants	80,455
12/3	W, 38-17	at Dallas Cowboys	23,500
12/10	L, 14-17	at Chicago Bears	38,717
12/17	T, 7-7	at New York Giants	61,084

TEAM STATISTICS	BROWNS	OPPONENT
Total First Downs	246	243
Rushing	116	87
Passing	120	146
Penalty	10	10
Total Net Yards	4,537	4,131
Avg. Per Game	324.1	295.1
Total Plays	796	769
Avg. Per Play	5.7	5.4
Net Yards Rushing	2,163	1,605
Avg. Per Game	154.5	114.6
Total Rushes	476	411
Net Yards Passing	2,374	2,526
Avg. Per Game	169.6	180.4
Sacked/Yards Lost	0/164	0/305
Gross Yards	2,538	2,831
Attempts/Completions	320/185	358/200
Completion Pct.	57.8%	55.9%
Had Intercepted	13	20
Punts/Avg.	53/43.3	54/42.9
Net Punting Avg.	53/39.3	54/37.6
Penalties/Yards Lost	47/455	38/367
Fumbles/Ball Lost	28/20	23/18
Touchdowns	39	34
Rushing	15	16
Passing	20	16
Returns	4	2

SCORE BY PERIODS	1ST	2ND	3RD	4TH	OT	TOT					
Browns	91	78	43	107	0	—	319				
Opponents	41	62	57	110	0	—	270				
SCORING	RU	PA	ST	DF	PAT	2RU	2PA	FG	SAF	TP	
Groza, Lou	0	0	0	0	37/38	0	0	16/23	0	85	

PASSING	ATT	CMP	YDS	PCT	AV/AT	TD	TD%	INT	INT%	LG	TKLD	RATING
Plum, Milt	302	177	2,416*	58.6	8.00	18	6.0	10	3.3	77t	0/145	90.3
Dawson, Len	15	7	85	46.7	5.67	1	6.7	3	20.0	17t	0/19	47.2
Brown, Jim	3	1	37	33.3	12.33	1	33.3	0	0.0	37t	0/0	120.8
Browns	320	185	2,538	57.8	7.93	20	6.3	13	4.1	77t	0/164	87.2
Opponents	358	200	2,831	55.9	7.91	16	4.5	20	5.6	88t	0/305	73.2

Mitchell, B.	5	3	2	0	0/0	0	0	0/0	0	60
Brown, Jim	8	2	0	0	0/0	0	0	0/0	0	60
Renfro, Ray	0	6	0	0	0/0	0	0	0/0	0	36
Kreitling, Rich	0	3	0	0	0/0	0	0	0/0	0	18
Clarke, Leon	0	2	0	0	0/0	0	0	0/0	0	12
Watkins, Tom	0	1	0	0	0/0	0	0	0/0	0	6
Franklin, B.	1	0	0	0	0/0	0	0	0/0	0	6
Parrish, Bernie	0	0	0	1	0/0	0	0	0/0	0	6
Plum, Milt	1	0	0	0	0/0	0	0	0/0	0	6
Costello, Vince	0	0	0	1	0/0	0	0	0/0	0	6
Ferguson, C.	0	1	0	0	0/0	0	0	0/0	0	6
Nagler, Gern	0	1	0	0	0/0	0	0	0/0	0	6
Crespino, Bob	0	1	0	0	0/0	0	0	0/0	0	6
Team, Stat	0	0	0	0	0/1	0	0	0/0	0	0
Browns	15	20	2	2	37/39	0	0	16/23	0	319
Opponents	16	16	2	0	33/34	0	0	11/29	0	270

RUSHING	NO	YDS	AVG	LG	TD
Brown, Jim	305	1,408*	4.6	38	8
Mitchell, Bobby	101	548	5.4	56t	5
Watkins, Tom	43	209	4.9	21	0
Plum, Milt	24	-17	-0.7	14	1
Franklin, Bobby	1	12	12.0	12t	1
Powell, Preston	1	5	5.0	5	0
Dawson, Len	1	-10	-10.0	-10	0
Kreitling, Rich	0	4	0.0	4	0
McCormack, Mike	0	4	0.0	4	0
Browns	476	2,163	4.5	56t	15
Opponents	411	1,605	3.9	47	16

RECEIVING	NO	YDS	AVG	LG	TD
Renfro, Ray	48	834	17.4	57	6
Brown, Jim	46	459	10.0	77t	2
Mitchell, Bobby	32	368	11.5	52t	3
Kreitling, Rich	21	229	10.9	19	3
Nagler, Gern	19	241	12.7	21t	1
Clarke, Leon	11	211	19.2	41t	2
Watkins, Tom	4	66	16.5	35	1
Ferguson, Charles	2	68	34.0	60t	1
Crespino, Bob	2	62	31.0	49	1
Browns	185	2,538	13.7	77t	20
Opponents	200	2,831	14.2	88t	16

INTERCEPTIONS	NO	YDS	AVG	LG	TD
Parrish, Bernie	7	40	5.7	15	0
Shofner, Jim	5	8	1.6	5	0
Fleming, Don	3	62	20.7	41	0
Franklin, Bobby	2	20	10.0	20	0
Michaels, Walt	2	17	8.5	15	0
Fiss, Galen	1	13	13.0	13	0
Browns	20	160	8.0	41	0
Opponents	13	302	23.2	50	1

PUNTING	NO	YDS	AVG	IN20	TB	LG	BLK
Baker, Sam	53	2,296	43.3	0	5	62	0
Browns	53	2,296	43.3	0	5	62	0
Opponents	54	2,314	42.9	0	5	68	0

PUNT RETURNS	NO	FC	YDS	AVG	LG	TD
Mitchell, Bobby	14	2	164	11.7	64t	1
Shofner, Jim	14	6	119	8.5	21	0
Browns	28	8	283	10.1	64t	1
Opponents	27	9	213	7.9	47	0

KICKOFF RETURNS	NO	YDS	AVG	LG	TD
Mitchell, Bobby	16	428	26.8	91t	1
Powell, Preston	16	321	20.1	36	0
Watkins, Tom	9	226	25.1	47	0
Baker, Sam	3	57	19.0	25	0
Brown, Jim	2	50	25.0	26	0
Stephens, Larry	1	15	15.0	15	0
Fichtner, Ross	1	11	11.0	11	0
Linden, Errol	1	5	5.0	5	0
Brewer, Johnny	1	2	2.0	2	0
Browns	50	1,115	22.3	91t	1
Opponents	56	1,465	26.2	105t	1

\* Led NFL



1962 (7-6-1)

COACH: Paul Brown			
1962 USUAL STARTING LINEUPS			
OFFENSE		DEFENSE	
WR 88	Rich Kretting	LDE 84	Paul Wiggins
LT 77	Dick Schafrath	LDT 79	Bob Gain
LG 64	Jim Ray Smith	RDT 72	Floyd Peters
C 56	John Morrow	RDE 80	Bill Glass
RG 60	John Wooten	LLB 35	Galen Fiss
66	Gene Hickerson	MLB 50	Vince Costello
RT 74	Mike McCormack	RLB 52	Mike Lucci
TE 83	J. Brewer, 81 L. Clarke	LCB 30	Bernie Parrish
WR 26	Ray Renfro	RCB 44	Jim Shofner
QB 13	F. Ryan, 15 J. Ninowski	LS 20	Ross Fichtner
RB 49	T. Wilson, 36 C. Scales	RS 24	Bobby Franklin
RB 32	Jim Brown	46	Don Fleming
RADIO ANNOUNCERS:			
Gib Shanley, Ray Tannehill (WERE 1300 AM)			
TELEVISION ANNOUNCERS:			
Ken Coleman, Cliff Lewis (WJW-Channel 8)			

DATE	RESULT	OPPONENT	ATT
9/16	W, 17-7	New York Giants	81,115
9/23	L, 16-17	Washington Redskins	57,491
9/30	L, 7-35	at Philadelphia Eagles	60,671
10/7	W, 19-10	Dallas Cowboys	44,040
10/14	L, 14-36	Baltimore Colts	80,132
10/21	W, 34-7	at St. Louis Cardinals	23,266
10/28	W, 41-14	at Pittsburgh Steelers	35,417
11/4	T, 14-14	Philadelphia Eagles	63,848
11/11	L, 9-17	at Washington Redskins	48,169
11/18	W, 38-14	St. Louis Cardinals	41,815
11/25	W, 35-14	Pittsburgh Steelers	53,601
12/2	L, 21-45	at Dallas Cowboys	24,226
12/9	L, 13-17	at New York Giants	62,794
12/15	W, 13-10	at San Francisco 49ers	35,274

TEAM STATISTICS	BROWNS	OPPONENT
Total First Downs	252	263
Rushing	105	122
Passing	133	125
Penalty	14	16
Total Net Yards	4,306	3,924
Avg. Per Game	307.6	280.3
Total Plays	784	807
Avg. Per Play	5.5	4.9
Net Yards Rushing	1,772	1,940
Avg. Per Game	126.6	138.6
Total Rushes	414	466
Net Yards Passing	2,534	1,984
Avg. Per Game	181.0	141.7
Sacked/Yards Lost	0/213	0/293
Gross Yards	2,747	2,277
Attempts/Completions	370/200	341/189
Completion Pct.	54.1%	55.4%
Had Intercepted	16	24
Punts/Avg.	45/42.8	56/40.6
Net Punting Avg.	45/40.1	56/38.6
Penalties/Yards Lost	56/600	53/547
Fumbles/Ball Lost	24/17	23/13
Touchdowns	36	34
Rushing	18	17
Passing	17	15
Returns	1	2

SCORE BY PERIODS	1ST	2ND	3RD	4TH	OT	TOT
Browns	50	79	60	102	0	291
Opponents	44	54	80	79	0	257

SCORING	RU	PA	ST	DF	PAT	2RU	2PA	FG	SAF	TP
Brown, Jim	13	5	0	0	0/0	0	0	0/0	0	108
Groza, Lou	0	0	0	0	33/35	0	0	14/31	0	75
Renfro, Ray	0	4	0	0	0/0	0	0	0/0	0	24
Kretting, Rich	0	3	0	0	0/0	0	0	0/0	0	18
Scales, C.	3	0	0	0	0/0	0	0	0/0	0	18
Collins, Gary	0	2	0	0	0/0	0	0	0/0	0	12
Brewer, Johnny	0	2	0	0	0/0	0	0	0/0	0	12
Costello, Vince	0	0	0	1	0/0	0	0	0/0	0	6
Wilson, Tom	1	0	0	0	0/0	0	0	0/0	0	6
Green, Ernie	0	1	0	0	0/0	0	0	0/0	0	6
Ryan, Frank	1	0	0	0	0/0	0	0	0/0	0	6
Team, Stat	0	0	0	0	0/1	0	0	0/0	0	0
Browns	18	17	0	1	33/36	0	0	14/31	0	291
Opponents	17	15	2	0	32/34	0	0	7/14	0	257

RUSHING	NO	YDS	AVG	LG	TD
Brown, Jim	230	996	4.3	31	13
Scales, Charley	56	239	4.3	27	3
Wilson, Tom	46	141	3.1	17	1
Ryan, Frank	42	242	5.8	39	1
Green, Ernie	31	139	4.5	45	0
Ninowski, Jim	9	15	1.7	7	0
Browns	417	1,772	4.3	45	18
Opponents	466	1,940	4.2	27	17

RECEIVING	NO	YDS	AVG	LG	TD
Brown, Jim	47	517	11.0	53t	5
Kretting, Rich	44	659	15.0	53	3
Renfro, Ray	31	638	20.6	65t	4
Brewer, Johnny	22	290	13.2	37	2
Green, Ernie	17	194	11.4	65	1
Collins, Gary	11	153	13.9	29	2
Clarke, Leon	10	106	10.6	22	0
Wilson, Tom	8	110	13.8	42	0
Scales, Charley	8	67	8.4	22	0
Crespiro, Bob	2	13	6.5	9	0
Browns	200	2,747	13.7	65t	17
Opponents	189	2,277	12.0	50t	15

INTERCEPTIONS	NO	YDS	AVG	LG	TD
Fichtner, Ross	7	76	10.9	31	0
Shofner, Jim	4	86	21.5	35	0
Fiss, Galen	4	81	20.3	40	0
Costello, Vince	3	40	13.3	22	0
Parrish, Bernie	2	37	18.5	37	0
Fleming, Don	2	13	6.5	13	0
Franklin, Bobby	1	10	10.0	10	0
Peters, Floyd	1	9	9.0	9	0
Browns	24	352	14.7	40	0
Opponents	16	161	10.1	39	0

PUNTING	NO	YDS	AVG	IN20	TB	LG	BLK
Collins, Gary	45	1,926	42.8	0	4	64	0
Browns	45	1,926	42.8	0	4	64	0
Opponents	56	2,271	40.6	0	5	78	0

PUNT RETURNS	NO	FC	YDS	AVG	LG	TD
Cassady, Howard	7	3	47	6.7	13	0
Shofner, Jim	8	11	33	4.1	9	0
Green, Ernie	5	4	31	6.2	10	0
Browns	20	18	111	5.6	13	0
Opponents	15	16	121	8.1	38	0

KICKOFF RETURNS	NO	YDS	AVG	LG	TD
Green, Ernie	13	250	19.2	41	0
Wilson, Tom	11	307	27.9	46	0
Cassady, Howard	10	233	23.3	33	0
Scales, Charley	9	154	17.1	22	0
Tidmore, Sam	2	39	19.5	31	0
Collins, Gary	1	0	0.0	0	0
Browns	46	983	21.4	46	0
Opponents	49	1,098	22.4	66	0

PASSING	ATT	CMP	YDS	PCT	AV/AT	TD	TD%	INT	INT%	LG	TKLD	RATNG
Ryan, Frank	194	112	1,541	57.7	7.94	10	5.2	7	3.6	65t	0/156	85.4
Ninowski, Jim	173	87	1,178	50.3	6.81	7	4.0	8	4.6	53t	0/57	66.6
Brown, Jim	2	1	28	50.0	14.00	0	0.0	0	0.0	28	0/0	95.8
Scales, Charley	1	0	0	0.0	0.00	0	0.0	1	100.0	0	0/0	0.0
Browns	370	200	2,747	54.1	7.42	17	4.6	16	4.3	65t	0/213	75.4
Opponents	341	189	2,277	55.4	6.68	15	4.4	24	7.0	50t	0/293	61.4

STAFF  
PLAYERS  
2018 SEASON  
HISTORY  
RECORDS  
GAME DAY



1963 (10-4)

COACH: Blanton Collier			
1963 USUAL STARTING LINEUPS			
OFFENSE		DEFENSE	
WR 88	Rich Kretting	LDE 84	Paul Wiggins
LT 77	Dick Schafrath	LDT 79	Bob Gain
LG 60	John Wooten	RDT 78	Frank Parker
C 56	John Morrow	RDE 80	Bill Glass
RG 66	Gene Hickerson	LLB 82	Jim Houston
RT 70	John Brown	MLB 50	Vince Costello
TE 83	Johnny Brewer	RLB 35	Galen Fiss
WR 86	Gary Collins	LCB 30	Bernie Parrish
QB 13	Frank Ryan	RCB 44	Jim Shofner
RB 48	Ernie Green	LS 23	Larry Benz
34	Ken Webb	RS 20	Ross Fichtner
RB 32	Jim Brown		
RADIO ANNOUNCERS:			
Gib Shanley, Jim Graner (WERE 1300 AM)			
TELEVISION ANNOUNCERS:			
Ken Coleman, Warren Lahr (WJW-Channel 8)			

DATE	RESULT	OPPONENT	ATT
9/15	W, 37-14	Washington Redskins	57,618
9/22	W, 41-24	at Dallas Cowboys	28,710
9/29	W, 20-6	Los Angeles Rams	54,713
10/5	W, 35-23	Pittsburgh Steelers	84,684
10/13	W, 35-24	at New York Giants	62,956
10/20	W, 37-7	Philadelphia Eagles	75,174
10/27	L, 6-33	New York Giants	84,213
11/3	W, 23-17	at Philadelphia Eagles	60,671
11/10	L, 7-9	at Pittsburgh Steelers	54,497
11/17	L, 14-20	St. Louis Cardinals	75,932
11/24	W, 27-17	Dallas Cowboys	55,096
12/1	W, 24-10	at St. Louis Cardinals	32,531
12/8	L, 10-38	at Detroit Lions	51,382
12/15	W, 27-20	at Washington Redskins	40,865

PLAYOFF BOWL			
1/5	L, 23-40	G.B. Packers (at Miami)	54,921

TEAM STATISTICS	BROWNS	OPPONENT
Total First Downs	252	242
Rushing	135	99
Passing	100	129
Penalty	17	14
Total Net Yards	4,856	4,126
Avg. Per Game	346.9	294.7
Total Plays	807	860
Avg. Per Play	6.0	4.8
Net Yards Rushing	2,639	1,651
Avg. Per Game	188.5	117.9
Total Rushes	460	423
Net Yards Passing	2,217	2,475
Avg. Per Game	158.4	176.8
Sacked/Yards Lost	25/232	29/243
Gross Yards	2,449	2,718
Attempts/Completions	322/164	408/208
Completion Pct.	50.9%	51.0%
Had Intercepted	20	22
Punts/Avg.	54/40.0	57/43.7
Net Punting Avg.	54/36.0	57/38.7
Penalties/Yards Lost	52/609	63/592
Fumbles/Ball Lost	25/17	13/10
Touchdowns	43	30
Rushing	15	10
Passing	27	16
Returns	1	4

SCORE BY PERIODS	1ST	2ND	3RD	4TH	OT	TOT
Browns	85	112	40	106	0	343
Opponents	60	91	60	51	0	262

PASSING	ATT	CMP	YDS	PCT	AVI/AT	TD	TD%	INT	INT%	LG	TKLD	RATING
Ryan, Frank	256	135	2,038	52.7	7.96	25	9.8	13	5.1	83t	20/179	90.6
Ninowski, Jim	61	29	423	47.5	6.93	2	3.3	6	9.8	70	4/45	41.9
Brown, Jim	4	0	0	0.0	0.00	0	0.0	0	0.0	0	1/8	39.6
Groza, Lou	1	0	0	0.0	0.00	0	0.0	1	100.0	0	0/0	0.0
Browns	322	164	2,461	50.9	7.64	27	8.4	20	6.2	83t	25/232	78.4
Opponents	408	208	2,718	51.0	6.66	16	3.9	22	5.4	99t	29/243	62.9

SCORING	RU	PA	ST	DF	PAT	2RU	2PA	FG	SAF	TP
Brown, Jim	12	3	0	0	0/0	0	0	0/0	0	90
Groza, Lou	0	0	0	0	40/43	0	0	15/23	0	85
Collins, Gary	0	13	0	0	0/0	0	0	0/0	0	78
Kretting, Rich	0	6	0	0	0/0	0	0	0/0	0	36
Green, Ernie	0	3	0	0	0/0	0	0	0/0	0	18
Ryan, Frank	2	0	0	0	0/0	0	0	0/0	0	12
Crespiro, Bob	0	1	0	0	0/0	0	0	0/0	0	6
Scalles, C.	1	0	0	0	0/0	0	0	0/0	0	6
Renfro, Ray	0	1	0	0	0/0	0	0	0/0	0	6
Fichtner, Ross	0	0	0	1	0/0	0	0	0/0	0	6
Browns	15	27	0	1	40/43	0	0	15/23	0	343
Opponents	10	16	4	0	29/30	0	0	17/35	1	262

RUSHING	NO	YDS	AVG	LG	TD
Brown, Jim	291	1,863*	6.4	80t	12*
Green, Ernie	87	526	6.0	73	0
Ryan, Frank	62	224	3.6	25	2
Webb, Ken	12	58	4.8	19	0
Ninowski, Jim	5	-19	-3.8	2	0
Scalles, Charley	2	-3	-1.5	2t	1
Franklin, Bobby	1	-10	-10.0	-10	0
Browns	460	2,639	5.7	80t	15
Opponents	423	1,651	3.9	32	10

RECEIVING	NO	YDS	AVG	LG	TD
Collins, Gary	43	674	15.7	49t	13
Brewer, Johnny	29	454	15.7	55	0
Green, Ernie	28	305	10.9	35	3
Brown, Jim	24	268	11.2	83t	3
Kretting, Rich	22	386	17.5	45	6
Hutchinson, Tom	9	244	27.1	70	0
Renfro, Ray	4	82	20.5	39t	1
Crespiro, Bob	2	22	11.0	18	1
Webb, Ken	2	2	1.0	5	0
Scalles, Charley	1	13	13.0	13	0
Ryan, Frank	0	-1	0.0	-1	0
Browns	164	2,449	14.9	83t	27
Opponents	208	2,718	13.1	99t	16

INTERCEPTIONS	NO	YDS	AVG	LG	TD
Costello, Vince	7	118	16.9	31	0
Benz, Larry	7	114	16.3	38	0
Fichtner, Ross	2	75	37.5	39	1
Franklin, Bobby	2	26	13.0	14	0
Fiss, Galen	2	8	4.0	6	0
Wiggins, Paul	1	2	2.0	2	0
Houston, Jim	1	0	0.0	0	0
Browns	22	343	15.6	39	1
Opponents	20	317	15.9	55	1

PUNTING	NO	YDS	AVG	IN20	TB	LG	BLK
Collins, Gary	54	2,160	40.0	0	4	73	0
Browns	54	2,160	40.0	0	4	73	0
Opponents	57	2,492	43.7	0	3	69	0

PUNT RETURNS	NO	FC	YDS	AVG	LG	TD
Shorter, Jim	7	2	134	19.1	52	0
Green, Ernie	6	11	79	13.2	55	0
Shofner, Jim	9	2	41	4.6	15	0
Parrish, Bernie	3	1	31	10.3	21	0
Browns	25	16	285	11.4	55	0
Opponents	22	16	216	9.8	29	0

KICKOFF RETURNS	NO	YDS	AVG	LG	TD
Green, Ernie	18	394	21.9	34	0
Scalles, Charley	16	432	27.0	50	0
Shorter, Jim	9	219	24.3	49	0
Franklin, Bobby	2	33	16.5	19	0
Webb, Ken	1	12	12.0	12	0
Tidmore, Sam	1	5	5.0	5	0
Morrow, John	1	4	4.0	4	0
Shofner, Jim	1	0	0.0	0	0
Benz, Larry	1	0	0.0	0	0
Browns	50	1,099	22.0	50	0
Opponents	58	1,424	24.6	92t	1

\* Led NFL



1964 (10-3-1)

COACH: Blanton Collier			
1964 USUAL STARTING LINEUPS			
OFFENSE		DEFENSE	
WR 42	Paul Warfield	LDE 84	Paul Wiggins
LT 77	Dick Schafrath	LDT 74	Dick Modzelewski
LG 60	John Wooten	RDE 69	Jim Kanicki
C 56	John Morrow	RDE 80	Bill Glass
RG 66	Gene Hickerson	LLB 82	Jim Houston
RT 73	Monte Clark	MLB 50	Vince Costello
TE 83	Johnny Brewer	RLB 35	Galen Fiss
87	Tom Hutchinson	LCB 30	Bernie Parrish
WR 86	Gary Collins	RCB 49	Walter Beach
QB 13	Frank Ryan	LS 23	Larry Benz
RB 48	Ernie Green	RS 24	Bobby Franklin
RB 32	Jim Brown	20	Ross Fichtner
RADIO ANNOUNCERS:			
Gib Shanley, Jim Graner (WERE 1300 AM)			
TELEVISION ANNOUNCERS:			
Ken Coleman, Warren Lahr (WJW-Channel 8)			

DATE	RESULT	OPPONENT	ATT
9/13	W, 27-13	at Washington Redskins	47,577
9/20	T, 33-33	St. Louis Cardinals	76,954
9/27	W, 28-20	at Philadelphia Eagles	60,671
10/4	W, 27-6	Dallas Cowboys	72,062
10/10	L, 7-23	Pittsburgh Steelers	80,530
10/18	W, 20-16	at Dallas Cowboys	37,456
10/25	W, 42-20	New York Giants	81,050
11/1	W, 30-17	at Pittsburgh Steelers	49,568
11/8	W, 34-24	Washington Redskins	76,385
11/15	W, 37-21	Detroit Lions	83,064
11/22	L, 21-28	at Green Bay Packers	48,065
11/29	W, 38-24	Philadelphia Eagles	79,289
12/6	L, 19-28	at St. Louis Cardinals	31,585
12/12	W, 52-20	at New York Giants	63,007

NFL CHAMPIONSHIP

12/27	W, 27-0	Baltimore Colts	79,544
-------	---------	-----------------	--------

TEAM STATISTICS	BROWNS	OPPONENT
Total First Downs	255	275
Rushing	119	119
Passing	118	137
Penalty	18	19
Total Net Yards	4,486	4,722
Avg. Per Game	320.4	337.3
Total Plays	807	894
Avg. Per Play	5.6	5.3
Net Yards Rushing	2,163	2,012
Avg. Per Game	154.5	143.7
Total Rushes	435	465
Net Yards Passing	2,323	2,710
Avg. Per Game	165.9	193.6
Sacked/Yards Lost	28/219	28/222
Gross Yards	2,542	2,932
Attempts/Completions	344/181	401/230
Completion Pct.	52.6%	57.4%
Had Intercepted	19	19
Punts/Avg.	49/41.9	57/39.7
Net Punting Avg.	49/38.1	57/34.4
Penalties/Yards Lost	60/611	64/643
Fumbles/Ball Lost	15/7	30/21
Touchdowns	50	36
Rushing	14	18
Passing	28	18
Returns	8	0

SCORE BY PERIODS	1ST	2ND	3RD	4TH	OT	TOT
Browns	61	123	107	124	0	415
Opponents	57	85	69	82	0	293

SCORING	RU	PA	ST	DF	PAT	2RU	2PA	FG	SAF	TP
Groza, Lou	0	0	0	0	49/50	0	0	22/33	0	115
Green, Ernie	6	4	0	0	0/0	0	0	0/0	0	60
Brown, Jim	7	2	0	0	0/0	0	0	0/0	0	54
Warfield, Paul	0	9	0	0	0/0	0	0	0/0	0	54
Collins, Gary	0	8	0	0	0/0	0	0	0/0	0	48
Brewer, Johnny	0	3	0	0	0/0	0	0	0/0	0	18
Roberts, Walter	0	1	0	0	0/0	0	0	0/0	0	6
Parrish, Bernie	0	0	0	1	0/0	0	0	0/0	0	6
Scales, Charley	0	0	1	0	0/0	0	0	0/0	0	6
Kelly, Leroy	0	0	1	0	0/0	0	0	0/0	0	6
Ryan, Frank	1	0	0	0	0/0	0	0	0/0	0	6
Williams, Sidney	0	0	1	0	0/0	0	0	0/0	0	6
Shoals, Roger	0	0	1	0	0/0	0	0	0/0	0	6
Houston, Jim	0	0	0	1	0/0	0	0	0/0	0	6
Wiggins, Paul	0	0	0	1	0/0	0	0	0/0	0	6
McNeil, Clifton	0	1	0	0	0/0	0	0	0/0	0	6
Beach, Walter	0	0	0	1	0/0	0	0	0/0	0	6
Browns	14	28	4	4	49/50	0	0	22/33	0	415
Opponents	18	18	0	0	32/35	0	0	15/23	0	293

RUSHING	NO	YDS	AVG	LG	TD
Brown, Jim	280	1,446*	5.2	71	7
Green, Ernie	109	491	4.5	37t	6
Ryan, Frank	37	217	5.9	19	1
Kelly, Leroy	6	12	2.0	5	0
Scales, Charley	2	5	2.5	3	0
Ninowski, Jim	1	-8	-8.0	-8	0
Browns	435	2,163	5.0	71	14
Opponents	465	2,012	4.3	45t	18

RECEIVING	NO	YDS	AVG	LG	TD
Warfield, Paul	52	920	17.7	62t	9
Brown, Jim	36	340	9.4	40t	2
Collins, Gary	35	544	15.5	43	8
Brewer, Johnny	25	338	13.5	41	3
Green, Ernie	25	283	11.3	32	4
McNeil, Clifton	4	69	17.3	28	1
Hutchinson, Tom	3	24	8.0	12	0
Roberts, Walter	1	24	24.0	24t	1
Browns	181	2,542	14.0	62t	28
Opponents	230	2,932	12.7	92t	18

INTERCEPTIONS	NO	YDS	AVG	LG	TD
Parrish, Bernie	4	98	24.5	54t	1
Beach, Walter	4	81	20.3	65t	1
Benz, Larry	4	67	16.8	45	0
Houston, Jim	2	86	43.0	44	1
Fichtner, Ross	2	67	33.5	64	0
Costello, Vince	2	21	10.5	20	0
Fiss, Galen	1	24	24.0	24	0
Browns	19	444	23.4	65t	3
Opponents	19	154	8.1	27	0

PUNTING	NO	YDS	AVG	IN20	TB	LG	BLK
Collins, Gary	48	2,016	42.0	0	5	58	0
Franklin, Bobby	1	36	36.0	0	0	36	0
Browns	49	2,052	41.9	0	5	58	0
Opponents	57	2,265	39.7	0	5	60	1

PUNT RETURNS	NO	FC	YDS	AVG	LG	TD
Kelly, Leroy	9	7	171	19.0	68t	1
Roberts, Walter	10	6	132	13.2	40	0
Williams, Sidney	1	0	0	0.0	0	0
Browns	20	13	303	15.1	68t	1
Opponents	20	8	183	9.1	53	0

KICKOFF RETURNS	NO	YDS	AVG	LG	TD
Roberts, Walter	24	661	27.5	60	0
Kelly, Leroy	24	582	24.3	45	0
Scales, Charley	5	75	15.0	24	0
Warfield, Paul	1	4	4.0	4	0
Franklin, Bobby	1	1	1.0	1	0
Clark, Monte	1	0	0.0	0	0
Williams, Sidney	1	0	0.0	0	0
Browns	57	1,323	23.2	60	0
Opponents	75	1,517	20.2	49	0

PASSING	ATT	CMP	YDS	PCT	AV/AT	TD	TD%	INT	INT%	LG	TKLD	RATING
Ryan, Frank	334	174	2,404	52.1	7.20	25*	7.5	19	5.7	62t	27/207	76.7
Ninowski, Jim	9	6	125	66.7	13.89	2	22.2	0	0.0	41	1/12	149.3
Brown, Jim	1	1	13	100.0	13.00	1	100.0	0	0.0	13t	0/0	158.3
Browns	344	181	2,542	52.6	7.39	28	8.1	19	5.5	62t	28/219	80.8
Opponents	401	230	2,932	57.4	7.31	18	4.5	19	4.7	92t	28/222	75.6

\* Led NFL



1965 (11-3)

COACH: Blanton Collier									
1965 USUAL STARTING LINEUPS									
OFFENSE					DEFENSE				
WR	27	Walter Roberts	LDE	84	Paul Wiggins				
	85	Clifton McNeil	LDT	74	Dick Modzelewski				
LT	77	Dick Schafrath	RDT	69	Jim Kanicki				
LG	60	John Wooten	RDE	80	Bill Glass				
C	56	John Morrow	LLB	82	J. Houston, 35 G. Fiss				
RG	66	Gene Hickerson	MLB	50	Vince Costello				
RT	73	Monte Clark	RLB	67	S. Williams, 35 G. Fiss				
TE	83	Johnny Brewer	LCB	30	Bernie Parrish				
WR	86	Gary Collins	RCB	49	W. Beach, 40 E. Barnes				
QB	13	Frank Ryan	LS	20	Ross Fichtner				
RB	48	Ernie Green	RS	23	Larry Benz				
RB	32	Jim Brown							
RADIO ANNOUNCERS:									
Gib Shanley, Jim Graner (WERE 1300 AM)									
TELEVISION ANNOUNCERS:									
Ken Coleman, Warren Lahr (WJW-Channel 8)									

DATE	RESULT	OPPONENT	ATT
9/19	W, 17-7	at Washington Redskins	48,208
9/26	L, 13-49	St. Louis Cardinals	80,161
10/3	W, 35-17	at Philadelphia Eagles	60,759
10/9	W, 24-19	Pittsburgh Steelers	80,187
10/17	W, 23-17	Dallas Cowboys	80,432
10/24	W, 38-14	at New York Giants	62,864
10/31	L, 17-27	Minnesota Vikings	83,505
11/7	W, 38-34	Philadelphia Eagles	72,807
11/14	W, 34-21	New York Giants	82,426
11/21	W, 24-17	at Dallas Cowboys	76,251
11/28	W, 42-21	at Pittsburgh Steelers	42,757
12/5	W, 24-16	Washington Redskins	77,765
12/12	L, 7-42	at Los Angeles Rams	49,048
12/19	W, 27-24	at St. Louis Cardinals	29,348

NFL CHAMPIONSHIP		
1/2	L, 12-23	at Green Bay Packers

TEAM STATISTICS	BROWNS	OPPONENT
Total First Downs	257	265
Rushing	133	104
Passing	97	135
Penalty	27	26
Total Net Yards	4,398	4,712
Avg. Per Game	314.1	336.6
Total Plays	836	869
Avg. Per Play	5.3	5.4
Net Yards Rushing	2,331	1,866
Avg. Per Game	166.5	133.3
Total Rushes	476	412
Net Yards Passing	2,067	2,846
Avg. Per Game	147.6	203.3
Sacked/Yards Lost	31/272	38/307
Gross Yards	2,339	3,153
Attempts/Completions	329/160	419/204
Completion Pct.	48.6%	48.7%
Had Intercepted	16	24
Punts/Avg.	69/45.7	69/41.1
Net Punting Avg.	69/41.9	69/34.9
Penalties/Yards Lost	84/976	62/586
Fumbles/Ball Lost	20/9	14/9
Touchdowns	45	43
Rushing	19	11
Passing	23	31
Returns	3	1

SCORE BY PERIODS	1ST	2ND	3RD	4TH	OT	TOT
Browns	60	114	85	104	0	— 363
Opponents	55	112	68	90	0	— 325

SCORING	RU	PA	ST	DF	PAT	2RU	2PA	FG	SAF	TP
Brown, Jim	17	4	0	0	0	0	0	0/0	0	126

PASSING	ATT	CMP	YDS	PCT	AV/AT
Ryan, Frank	243	119	1,751	49.0	7.21
Ninowski, Jim	83	40	549	48.2	6.61
Brown, Jim	2	1	39	50.0	19.50
Groza, Lou	1	0	0	0.0	0.00
Browns	329	160	2,339	48.6	7.11
Opponents	419	204	3,153	48.7	7.53

Groza, Lou	0	0	0	0	45/45	0	0	16/25	0	93
Collins, Gary	0	10	0	0	0/0	0	0	0/0	0	60
Green, Ernie	2	2	0	0	0/0	0	0	0/0	0	24
Roberts, W.	0	4	0	0	0/0	0	0	0/0	0	24
Hutchinson, T.	0	2	0	0	0/0	0	0	0/0	0	12
Kelly, Leroy	0	0	2	0	0/0	0	0	0/0	0	12
Brewer, J.	0	1	0	0	0/0	0	0	0/0	0	6
Fichtner, Ross	0	0	0	1	0/0	0	0	0/0	0	6
Browns	19	23	2	1	45/45	0	0	16/25	0	363
Opponents	11	31	1	0	40/42	0	0	9/18	0	325

RUSHING	NO	YDS	AVG	LG	TD
Brown, Jim	289	1,544*	5.3	67	17
Green, Ernie	111	436	3.9	41	2
Kelly, Leroy	37	139	3.8	16	0
Ryan, Frank	19	72	3.8	18	0
Scales, Charley	11	59	5.4	20	0
Ninowski, Jim	4	46	11.5	17	0
Roberts, Walter	3	30	10.0	14	0
Collins, Gary	1	16	16.0	16	0
Franklin, Bobby	1	-11	-11.0	-11	0
Browns	476	2,331	4.9	67	19
Opponents	412	1,866	4.5	54t	11

RECEIVING	NO	YDS	AVG	LG	TD
Collins, Gary	50	884	17.7	67	10
Brown, Jim	34	328	9.6	32t	4
Green, Ernie	25	298	11.9	69	2
Roberts, Walter	16	314	19.6	80t	4
Brewer, Johnny	13	174	13.4	25t	1
Kelly, Leroy	9	122	13.6	52	0
Hutchinson, Tom	6	113	18.8	24t	2
McNeil, Clifton	3	69	23.0	32	0
Warfield, Paul	3	30	10.0	13	0
Scales, Charley	1	7	7.0	7	0
Browns	160	2,339	14.6	80t	23
Opponents	204	3,153	15.5	87t	31

INTERCEPTIONS	NO	YDS	AVG	LG	TD
Benz, Larry	5	78	15.6	31	0
Fichtner, Ross	4	98	24.5	48	1
Parrish, Bernie	4	45	11.3	35	0
Costello, Vince	3	33	11.0	23	0
Houston, Jim	2	32	16.0	28	0
Barnes, Erich	1	35	35.0	35	0
Lindsey, Dale	1	11	11.0	11	0
Sczurek, Stan	1	10	10.0	10	0
Fiss, Galen	1	5	5.0	5	0
Glass, Bill	1	0	0.0	0	0
Williams, Sidney	1	0	0.0	0	0
Beach, Walter	0	2	0.0	2	0
Browns	24	349	14.5	48	1
Opponents	16	275	17.2	96t	1

PUNTING	NO	YDS	AVG	IN20	TB	LG	BLK
Collins, Gary	65	3,035	46.7*	0	10	71	0
Franklin, Bobby	4	118	29.5	0	0	31	0
Browns	69	3,153	45.7	0	10	71	0
Opponents	69	2,838	41.1	0	4	69	0

PUNT RETURNS	NO	FC	YDS	AVG	LG	TD
Kelly, Leroy	17	6	265	15.6*	67t	2
Roberts, Walter	18	13	162	9.0	51	0
Scales, Charley	1	0	0	0.0	0	0
Browns	36	19	427	11.9	67t	2
Opponents	36	7	269	7.5	67	0

KICKOFF RETURNS	NO	YDS	AVG	LG	TD
Kelly, Leroy	24	621	25.9	51	0
Roberts, Walter	18	493	27.4	88	0
Scales, Charley	4	88	22.0	24	0
Howell, Mike	2	3	1.5	3	0
Hutchinson, Tom	2	0	0.0	0	0
Green, Ernie	1	4	4.0	4	0
Lindsey, Dale	1	0	0.0	0	0
Franklin, Bobby	1	0	0.0	0	0
Browns	53	1,209	22.8	88	0
Opponents	58	1,334	23.0	65	0

	TD	TD%	INT	INT%	LG	TKLD	RATING
Ryan, Frank	18	7.4	13	5.3	80t	23/202	75.3
Ninowski, Jim	4	4.8	3	3.6	32	8/70	70.8
Brown, Jim	1	50.0	0	0.0	39t	0/0	135.4
Groza, Lou	0	0.0	0	0.0	0	0/0	39.6
Browns	23	7.0	16	4.9	80t	31/272	75.3
Opponents	31	7.4	24	5.7	87t	38/307	74.8

\* Led NFL



1966 (9-5)

COACH: Blanton Collier			
1966 USUAL STARTING LINEUPS			
OFFENSE		DEFENSE	
WR 42	Paul Warfield	LDE 84	Paul Wiggins
LT 77	Dick Schafrath	LDT 71	Walter Johnson
	73 Monte Clark	RDT 69	Jim Kanicki
LG 60	John Wooten		78 Frank Parker
C 56	John Morrow	RDE 80	Bill Glass
	54 Fred Hoaglin	LLB 82	Jim Houston
RG 66	Gene Hickerson	MLB 50	Vince Costello
RT 73	M. Clark, 70 J. Brown		51 Dale Lindsey
TE 89	M. Morin, 41 R. Smith	RLB 83	Johnny Brewer
WR 86	Gary Collins	LCB 40	Erich Barnes
QB 13	Frank Ryan	RCB 34	Mike Howell
RB 44	Leroy Kelly		49 Walter Beach
RB 48	Ernie Green	LS 20	Ross Fichtner
			Ernie Kellermann
		RS 24	Ernie Kellermann
		20	Ross Fichtner
RADIO ANNOUNCERS:			
Gib Shanley, Jim Graner (WERE 1300 AM)			
TELEVISION ANNOUNCERS:			
Frank Gleiber, Warren Lahr (WJW-Channel 8)			

DATE	RESULT	OPPONENT	ATT
9/11	W, 38-14	at Washington Redskins	48,643
9/18	L, 20-21	Green Bay Packers	83,943
9/25	L, 28-34	St. Louis Cardinals	74,814
10/2	W, 28-7	at New York Giants	62,916
10/8	W, 41-10	Pittsburgh Steelers	82,687
10/23	W, 30-21	Dallas Cowboys	84,721
10/30	W, 49-17	at Atlanta Falcons	57,235
11/6	L, 6-16	at Pittsburgh Steelers	39,690
11/13	W, 27-7	Philadelphia Eagles	77,968
11/20	W, 14-3	Washington Redskins	78,466
11/24	L, 14-26	at Dallas Cowboys	75,504
12/4	W, 49-40	New York Giants	61,651
12/11	L, 21-33	at Philadelphia Eagles	58,074
12/17	W, 38-10	at St. Louis Cardinals	47,721

TEAM STATISTICS	BROWNS	OPPONENT
Total First Downs	278	255
Rushing	117	113
Passing	142	124
Penalty	19	18
Total Net Yards	5,071	4,266
Avg. Per Game	362.2	304.7
Total Plays	846	891
Avg. Per Play	6.0	4.8
Net Yards Rushing	2,166	1,894
Avg. Per Game	154.7	135.3
Total Rushes	415	450
Net Yards Passing	2,905	2,372
Avg. Per Game	207.5	169.4
Sacked/Yards Lost	29/237	35/278
Gross Yards	3,142	2,650
Attempts/Completions	402/212	406/221
Completion Pct.	52.7%	54.4%
Had Intercepted	15	30
Punts/Avg.	57/39.0	56/39.7
Net Punting Avg.	57/37.1	56/37.1
Penalties/Yards Lost	69/747	61/563
Fumbles/Ball Lost	17/10	24/19
Touchdowns	54	29
Rushing	18	12
Passing	33	14
Returns	3	3

SCORE BY PERIODS	1ST	2ND	3RD	4TH	OT	TOT
Browns	87	92	90	134	0	403
Opponents	54	89	49	67A	0	259

SCORING	RU	PA	ST	DF	PAT	2RU	2PA	FG	SAF	TP
Kelly, Leroy	15	1	0	0	0/0	0	0	0/0	0	96

Groza, Lou	0	0	0	0	51/52	0	0	9/23	0	78
Collins, Gary	0	12	0	0	0/0	0	0	0/0	0	72
Green, Ernie	3	6	0	0	0/0	0	0	0/0	0	54
Warfield, Paul	0	5	1	0	0/0	0	0	0/0	0	36
Morin, Milt	0	3	0	0	0/0	0	0	0/0	0	18
Smith, Ralph	0	3	0	0	0/0	0	0	0/0	0	18
McNeil, Clifton	0	2	0	0	0/0	0	0	0/0	0	12
Houston, Jim	0	1	0	0	1/1	0	0	0/0	0	7
Glass, Bill	0	0	0	1	0/0	0	0	0/0	0	6
Fichtner, Ross	0	0	0	1	0/0	0	0	0/0	0	6
Team, Stat	0	0	0	0	0/1	0	0	0/0	0	0
Browns	18	33	1	2	52/54	0	0	9/23	0	403
Opponents	12	14	3	0	28/29	0	0	19/28	0	259

RUSHING	NO	YDS	AVG	LG	TD
Kelly, Leroy	209	1,141	5.5	70t	15*
Green, Ernie	144	750	5.2	35	3
Ryan, Frank	36	156	4.3	17	0
Harraway, Charley	7	40	5.7	18	0
Schultz, Randy	7	32	4.6	20	0
Pietrosante, Nick	7	20	2.9	8	0
Ninowski, Jim	3	-11	-3.7	4	0
Collins, Gary	2	38	19.0	36	0
Browns	415	2,166	5.2	70t	18
Opponents	450	1,894	4.2	37	12

RECEIVING	NO	YDS	AVG	LG	TD
Collins, Gary	56	946	16.9	54	12
Green, Ernie	45	445	9.9	31t	6
Warfield, Paul	36	741	20.6	51	5
Kelly, Leroy	32	366	11.4	40	1
Morin, Milt	23	333	14.5	32	3
Smith, Ralph	13	183	14.1	28	3
McNeil, Clifton	2	94	47.0	50t	2
Roberts, Walter	2	19	9.5	10	0
Pietrosante, Nick	1	12	12.0	12	0
Houston, Jim	1	10	10.0	10t	1
Costello, Vince	1	-7	-7.0	-7	0
Browns	212	3,142	14.8	54	33
Opponents	221	2,650	12.0	58t	14

INTERCEPTIONS	NO	YDS	AVG	LG	TD
Fichtner, Ross	8	152	19.0	58	1
Howell, Mike	8	62	7.8	29	0
Barnes, Erich	4	128	32.0	54	0
Kellermann, Ernie	3	23	7.7	12	0
Houston, Jim	2	27	13.5	21	0
Parrish, Bernie	1	16	16.0	16	0
Wiggins, Paul	1	0	0.0	0	0
Brewer, Johnny	1	0	0.0	0	0
Costello, Vince	1	0	0.0	0	0
Beach, Walter	1	0	0.0	0	0
Browns	30	408	13.6	58	1
Opponents	15	68	4.5	27	0

PUNTING	NO	YDS	AVG	IN20	TB	LG	BLK
Collins, Gary	57	2,223	39.0	0	6	60	0
Browns	57	2,223	39.0	0	6	60	0
Opponents	56	2,224	39.7	0	2	56	0

PUNT RETURNS	NO	FC	YDS	AVG	LG	TD
Kelly, Leroy	13	6	104	8.0	52	0
Roberts, Walter	11	13	42	3.8	30	0
Green, Ernie	0	2	0	0.0	0	0
Browns	24	21	146	6.1	52	0
Opponents	23	15	111	4.8	38	0

KICKOFF RETURNS	NO	YDS	AVG	LG	TD
Roberts, Walter	20	454	22.7	57	0
Kelly, Leroy	19	403	21.2	49	0
Harraway, Charley	9	193	21.4	33	0
Schultz, Randy	3	52	17.3	23	0
Pietrosante, Nick	2	9	4.5	8	0
Smith, Ralph	1	0	0.0	0	0
Browns	54	1,111	20.6	57	0
Opponents	68	1,501	22.1	94t	2

FIELD GOALS	1-19	20-29	30-39	40-49	50+	TOT
Groza, Lou	0/1	2/6	4/8	3/8	0/0	9/23
Browns	0/1	2/6	4/8	3/8	0/0	9/23
Opponents	7/7	5/8	5/8	2/4	0/1	19/28

PASSING	ATT	CMP	YDS	PCT	AV/AT	TD	TD%	INT	INT%	LG	TKLD	RATNG
Ryan, Frank	382	200	2,974	52.4	7.79	29*	7.6	14	3.7	54	28/223	88.2
Ninowski, Jim	18	11	175	61.1	9.72	4	22.2	1	5.6	44t	1/14	110.0
Groza, Lou	1	1	7	100.0	7.00	0	0.0	0	0.0	-7	0/0	95.8
Kelly, Leroy	1	0	0	0.0	0.00	0	0.0	0	0.0	0	0/0	39.6
Browns	402	212	3,156	52.7	7.85	33	8.2	15	3.7	54	29/237	90.6
Opponents	406	221	2,650	54.4	6.53	14	3.4	30	7.4	58t	35/278	55.3

\* Led NFL



1967 (9-5)

COACH: Blanton Collier			
1967 USUAL STARTING LINEUPS			
OFFENSE		DEFENSE	
WR 42	Paul Warfield	LDE 84	P. Wiggins, 80 B. Glass
LT 77	Dick Schafrath	LDT 71	Walter Johnson
LG 60	John Wooten		69 Jim Kanicki
C 54	Fred Hoaglin	RDT 69	Jim Kanicki
RG 66	Gene Hickerson		71 Walter Johnson
RT 73	Monte Clark	RDE 80	Bill Glass, 84 P. Wiggins
65	John DeMarie	LLB 82	Jim Houston
TE 41	Ralph Smith		56 Bob Matheson
WR 86	Gary Collins	MLB 51	D. Lindsey, 82 J. Houston
87	Eppie Barney	RLB 83	Johnny Brewer
QB 13	F. Ryan, 15 G. Lane		52 Billy Andrews
RB 44	Leroy Kelly	LCB 40	E. Barnes, 28 B. Davis
RB 48	Ernie Green	RCB 34	M. Howell, 40 E. Barnes
35	Larry Conjar	LS 24	Ernie Kellermann
			20 Ross Fichtner
		RS 20	Ross Fichtner
			24 Ernie Kellermann
RADIO ANNOUNCERS:			
Gib Shanley, Jim Graner (WERE 1300 AM)			
TELEVISION ANNOUNCERS:			
Frank Giebler, Warren Lahr (WJW-Channel 8)			

DATE	RESULT	OPPONENT	ATT
9/17	L, 14-21	Dallas Cowboys	81,039
9/24	L, 14-31	at Detroit Lions	57,383
10/1	W, 42-7	at New Orleans Saints	77,045
10/7	W, 21-10	Pittsburgh Steelers	82,949
10/15	W, 20-16	St. Louis Cardinals	77,813
10/22	W, 24-0	Chicago Bears	83,183
10/29	L, 34-38	at New York Giants	62,903
11/5	W, 34-14	at Pittsburgh Steelers	47,131
11/12	L, 7-55	at Green Bay Packers	50,074
11/19	W, 14-10	Minnesota Vikings	68,431
11/26	W, 42-37	Washington Redskins	72,798
12/3	W, 24-14	New York Giants	78,594
12/10	W, 20-16	at St. Louis Cardinals	47,782
12/17	L, 24-28	at Philadelphia Eagles	60,658
PLAYOFF			
12/24	L, 14-52	at Dallas Cowboys	70,786
PLAYOFF BOWL			
1/7	L, 6-30	Los Angeles Rams	37,102

TEAM STATISTICS	BROWNS	OPPONENT
Total First Downs	238	281
Rushing	119	115
Passing	102	153
Penalty	17	13
Total Net Yards	4,316	4,848
Avg. Per Game	308.3	346.3
Total Plays	821	956
Avg. Per Play	5.3	5.1
Net Yards Rushing	2,139	1,767
Avg. Per Game	152.8	126.2
Total Rushes	444	459
Net Yards Passing	1,942	2,877
Avg. Per Game	138.7	205.5
Sacked/Yards Lost	44/372	44/354
Gross Yards	2,314	3,231
Attempts/Completions	333/160	454/250
Completion Pct.	48.0%	55.1%
Had Intercepted	18	22
Punts/Avg.	67/37.1	62/39.9
Net Punting Avg.	67/36.0	62/34.2
Penalties/Yards Lost	72/773	57/655
Fumbles/Ball Lost	24/17	29/14
Touchdowns	43	37
Rushing	15	15
Passing	22	19
Returns	6	3

SCORE BY PERIODS	1ST	2ND	3RD	4TH	OT	TOT
Browns	93	83	72	86	0	334
Opponents	55	101	66	75	0	297

SCORING	RU	PA	ST	DF	PAT	2RU	2PA	FG	SAF	TP
Kelly, Leroy	11	2	0	0	0/0	0	0	0/0	0	78
Groza, Lou	0	0	0	0	43/43	0	0	11/23	0	76
Warfield, Paul	0	8	0	0	0/0	0	0	0/0	0	48
Collins, Gary	0	7	0	0	0/0	0	0	0/0	0	42
Green, Ernie	4	2	0	0	0/0	0	0	0/0	0	36
McNeil, Clifton	0	2	0	0	0/0	0	0	0/0	0	12
Houston, Jim	0	0	0	2	0/0	0	0	0/0	0	12
Smith, Ralph	0	1	0	1	0/0	0	0	0/0	0	12
Brewer, J.	0	0	0	1	0/0	0	0	0/0	0	6
Davis, Ben	0	0	1	0	0/0	0	0	0/0	0	6
Ward, Carl	0	0	1	0	0/0	0	0	0/0	0	6
Browns	15	22	2	4	43/43	0	0	11/23	0	334
Opponents	15	19	3	0	36/37	0	0	13/25	0	297

RUSHING	NO	YDS	AVG	LG	TD
Kelly, Leroy	235	1,205*	5.1	42t	11
Green, Ernie	145	710	4.9	59t	4
Ryan, Frank	22	57	2.6	12	0
Conjar, Larry	20	78	3.9	16	0
Pietrosante, Nick	10	73	7.3	31	0
Harraway, Charley	5	-4	-0.8	2	0
Lane, Gary	2	21	10.5	12	0
Warfield, Paul	2	10	5.0	18	0
Shiner, Dick	2	-7	-3.5	-3	0
Collins, Gary	1	6	6.0	6	0
Browns	444	2,149	4.8	59t	15
Opponents	459	1,767	3.8	37	15

RECEIVING	NO	YDS	AVG	LG	TD
Green, Ernie	39	369	9.5	41t	2
Warfield, Paul	32	702	21.9	49t	8
Collins, Gary	32	500	15.6	33	7
Kelly, Leroy	20	282	14.1	48	2
Smith, Ralph	14	211	15.1	49t	1
Morin, Milt	7	90	12.9	21	0
Conjar, Larry	6	68	11.3	27	0
Pietrosante, Nick	6	56	9.3	23	0
McNeil, Clifton	3	33	11.0	23	2
Barney, Eppie	1	3	3.0	3	0
Browns	160	2,314	14.5	49t	22
Opponents	250	3,231	12.9	60t	19

INTERCEPTIONS	NO	YDS	AVG	LG	TD
Fichtner, Ross	4	113	28.3	88	0
Barnes, Erich	4	47	11.8	40	0
Houston, Jim	3	97	32.3	79t	2
Howell, Mike	3	20	6.7	20	0
Brewer, Johnny	2	75	37.5	70t	1
Davis, Ben	1	9	9.0	9	0
Kellermann, Ernie	1	9	9.0	9	0
Lindsey, Dale	1	5	5.0	5	0
Glass, Bill	1	0	0.0	0	0
Matheson, Bob	1	0	0.0	0	0
Ward, Carl	1	0	0.0	0	0
Browns	22	375	17.0	88	3
Opponents	18	290	16.1	42	1

PUNTING	NO	YDS	AVG	IN20	TB	LG	BLK
Collins, Gary	57	2,078	36.5	0	2	52	2
Kelly, Leroy	10	407	40.7	0	0	51	0
Browns	67	2,485	37.1	0	2	52	2
Opponents	62	2,475	39.9	0	2	57	0

PUNT RETURNS	NO	FC	YDS	AVG	LG	TD
Davis, Ben	18	7	229	12.7*	52t	1
Ward, Carl	6	3	62	10.3	24	0
Kelly, Leroy	9	4	59	6.6	32	0
Harraway, Charley	1	0	7	7.0	7	0
Youngblood, G.	1	0	0	0.0	0	0
Browns	35	14	357	10.2	52t	1
Opponents	29	21	70	2.4	12	0

KICKOFF RETURNS	NO	YDS	AVG	LG	TD
Davis, Ben	27	708	26.2	63	0
Ward, Carl	22	546	24.8	104t	1
Kelly, Leroy	5	131	26.2	32	0
Barney, Eppie	1	11	11.0	11	0
Browns	55	1,396	25.4	104t	1
Opponents	59	1,288	21.8	87t	2

FIELD GOALS	1-19	20-29	30-39	40-49	50+	TOT
Groza, Lou	2/2	2/5	6/8	1/7	0/1	11/23
Browns	2/2	2/5	6/8	1/7	0/1	11/23
Opponents	2/2	5/6	2/5	4/9	0/3	13/25

PASSING	ATT	CMP	YDS	PCT	AV/AT	TD	TD%	INT	INT%	LG	TKLD	RATNG
Ryan, Frank	280	136	2,026	48.6	7.24	20	7.1	16	5.7	49t	38/318	72.7
Lane, Gary	43	21	254	48.8	5.91	2	4.7	1	2.3	23	4/30	73.2
Shiner, Dick	9	3	34	33.3	3.78	0	0.0	1	11.1	21	2/24	6.0
Kelly, Leroy	1	0	0	0.0	0.00	0	0.0	0	0.0	0	0/0	39.6
Browns	333	160	2,314	48.0	6.95	22	6.6	18	5.4	49t	44/372	70.6
Opponents	454	250	3,231	55.1	7.12	19	4.2	22	4.8	60t	44/354	71.4

\* Led NFL



1968 (10-4)

COACH: Blanton Collier			
1968 USUAL STARTING LINEUPS			
OFFENSE		DEFENSE	
WR 42	Paul Warfield	LDE 88	Ron Snidow
LT 77	Dick Schafrath	81	Jack Gregory
LG 65	John DeMarie	LDT 71	Walter Johnson
C 54	Fred Hoaglin	RDT 69	Jim Kanicki
RG 66	Gene Hickerson	84	Marvin Upshaw
RT 73	Monte Clark	RDE 80	Bill Glass
TE 89	Milt Morin	81	Jack Gregory
WR 87	Eddie Barney	LLB 82	Jim Houston
86	Gary Collins	MLB 56	Bob Matheson
QB 16	B. Nelsen, 13 F. Ryan	RLB 51	Dale Lindsey
RB 44	Leroy Kelly	50	John Garlington
RB 48	Ernie Green	LCB 40	Erich Barnes
31	Charley Harraway	RCB 28	Ben Davis
		LS 24	Ernie Kellermann
		34	Mike Howell
		RS 34	Mike Howell
		24	Ernie Kellermann
RADIO ANNOUNCERS:			
Gib Shanley, Jim Graner (WHK 1420 AM)			

DATE	RESULT	OPPONENT	ATT
9/15	W, 24-10	at New Orleans Saints	74,215
9/22	L, 7-28	at Dallas Cowboys	68,733
9/29	L, 6-24	Los Angeles Rams	82,514
10/5	W, 31-24	Pittsburgh Steelers	81,865
10/13	L, 21-27	St. Louis Cardinals	79,349
10/20	W, 30-20	at Baltimore Colts	60,238
10/27	W, 30-7	Atlanta Falcons	67,723
11/3	W, 33-21	at San Francisco 49ers	31,359
11/10	W, 35-17	New Orleans Saints	71,025
11/17	W, 45-24	at Pittsburgh Steelers	41,572
11/24	W, 47-13	Philadelphia Eagles	62,338
12/1	W, 45-10	New York Giants	83,193
12/8	W, 24-21	at Washington Redskins	50,661
12/14	L, 16-27	at St. Louis Cardinals	39,746
PLAYOFF			
12/21	W, 31-20	Dallas Cowboys	81,497
NFL CHAMPIONSHIP			
12/29	L, 0-34	Baltimore Colts	80,628

TEAM STATISTICS	BROWNS	OPPONENT
Total First Downs	248	259
Rushing	104	110
Passing	123	130
Penalty	21	19
Total Net Yards	4,861	4,208
Avg. Per Game	347.2	300.6
Total Plays	831	888
Avg. Per Play	5.8	4.7
Net Yards Rushing	2,031	1,842
Avg. Per Game	145.1	131.6
Total Rushes	447	423
Net Yards Passing	2,834	2,248
Avg. Per Game	202.4	160.6
Sacked/Yards Lost	21/181	26/199
Gross Yards	3,015	2,447
Attempts/Completions	363/184	439/213
Completion Pct.	50.7%	48.5%
Had Intercepted	16	32
Punts/Avg.	63/37.3	60/39.9
Net Punting Avg.	63/35.4	60/38.3
Penalties/Yards Lost	74/851	61/620
Fumbles/Ball Lost	23/14	20/14
Touchdowns	49	33
Rushing	20	11
Passing	27	19
Returns	2	3

SCORE BY PERIODS	1ST	2ND	3RD	4TH	OT	TOT
Browns	51	134	97	112	0	394
Opponents	50	84	41	98	0	273

SCORING	RU	PA	ST	DF	PAT	2RU	2PA	FG	SAF	TP
Kelly, Leroy	16	4	0	0	0	0	0	0	0	120*
Cockroft, Don	0	0	0	0	46/48	0	0	0	18/24	0 100
Warfield, Paul	0	12	0	0	0	0	0	0	0	0 72
Morin, Milt	0	5	0	0	0	0	0	0	0	0 30
Barney, Eddie	1	1	0	0	0	0	0	0	0	0 12
Green, Ernie	0	2	0	0	0	0	0	0	0	0 12

PASSING	ATT	CMP	YDS	PCT	AV/AT	TD	TD%	INT	INT%	LG	TKLD	RATING
Nelsen, Bill	293	152	2,366	51.9	8.08	19	6.5	10	3.4	87	11/102	86.4
Ryan, Frank	66	31	627	47.0	9.50	7	10.6	6	9.1	57t	10/79	78.3
Kelly, Leroy	4	1	34	25.0	8.50	1	25.0	0	0.0	34t	0/0	102.1
Browns	363	184	3,027	50.7	8.34	27	7.4	16	4.4	87	21/181	85.5
Opponents	439	213	2,447	48.5	5.57	19	4.3	32	7.3	56	26/199	49.8

\* Led NFL

Morrison, Reece	1	1	0	0	0/0	0	0	0/0	0	12
Glass, Bill	0	0	0	1	0/0	0	0	0/0	0	6
Barnes, Erich	0	0	0	1	0/0	0	0	0/0	0	6
Harraway, Charley	0	1	0	0	0/0	0	0	0/0	0	6
McDonald, Tommy	0	1	0	0	0/0	0	0	0/0	0	6
Leigh, Charles	1	0	0	0	0/0	0	0	0/0	0	6
Nelsen, Bill	1	0	0	0	0/0	0	0	0/0	0	6
Browns	20	27	0	2	46/48	0	0	18/24	0	394
Opponents	11	19	3	0	33/33	0	0	14/26	0	273

RUSHING	NO	YDS	AVG	LG	TD
Kelly, Leroy	248	1,239*	5.0	65	16*
Harraway, Charley	91	334	3.7	23	0
Green, Ernie	41	152	3.7	14	0
Leigh, Charles	23	144	6.3	20t	1
Morrison, Reece	18	39	2.2	11	1
Nelsen, Bill	13	30	2.3	18	1
Ryan, Frank	11	64	5.8	19	0
Smith, Ralph	1	13	13.0	13	0
Morin, Milt	1	8	8.0	8	0
Barney, Eddie	0	8	0.0	8t	1
Browns	447	2,031	4.5	65	20
Opponents	423	1,842	4.4	44	11

RECEIVING	NO	YDS	AVG	LG	TD
Warfield, Paul	50	1,067	21.3	65t	12
Morin, Milt	43	792	18.4	87	5
Kelly, Leroy	22	297	13.5	68t	4
Barney, Eddie	18	189	10.5	18	1
Green, Ernie	16	142	8.9	62t	2
Harraway, Charley	12	162	13.5	63	1
Collins, Gary	9	230	25.6	39	0
McDonald, Tommy	7	113	16.1	42	1
Leigh, Charles	3	-4	-1.3	4	0
Morrison, Reece	2	40	20.0	29t	1
Smith, Ralph	2	11	5.5	7	0
Browns	184	3,039	16.5	87	27
Opponents	213	2,447	11.5	56	19

INTERCEPTIONS	NO	YDS	AVG	LG	TD
Davis, Ben	8	162	20.3	44	0
Howell, Mike	6	55	9.2	24	0
Kellermann, Ernie	6	29	4.8	12	0
Barnes, Erich	3	64	21.3	40t	1
Houston, Jim	3	11	3.7	7	0
Matheson, Bob	2	44	22.0	30	0
Glass, Bill	2	21	10.5	17t	1
Lindsey, Dale	1	0	0.0	0	0
Garlington, John	1	0	0.0	0	0
Browns	32	386	12.1	44	2
Opponents	16	152	9.5	40	1

PUNTING	NO	YDS	AVG	IN20	TB	LG	BLK
Cockroft, Don	61	2,297	37.7	0	1	59	0
Collins, Gary	2	52	26.0	0	0	28	0
Browns	63	2,349	37.3	0	1	59	0
Opponents	60	2,392	39.9	0	4	70	0

PUNT RETURNS	NO	FC	YDS	AVG	LG	TD
Leigh, Charles	14	2	76	5.4	29	0
Davis, Ben	9	8	11	1.2	9	0
Kelly, Leroy	1	0	9	9.0	9	0
Copeland, Jim	0	0	0	0.0	0	0
McDonald, Tommy	0	1	0	0.0	0	0
Browns	24	11	96	4.0	29	0
Opponents	21	26	120	5.7	17	0

KICKOFF RETURNS	NO	YDS	AVG	LG	TD
Leigh, Charles	14	322	23.0	41	0
Ward, Carl	13	236	18.2	35	0
James, Nathaniel	8	166	20.8	43	0
Davis, Ben	8	152	19.0	33	0
Morrison, Reece	4	85	21.3	33	0
Kelly, Leroy	1	10	10.0	10	0
Smith, Ralph	1	3	3.0	3	0
Houston, Jim	1	0	0.0	0	0
Copeland, Jim	1	0	0.0	0	0
Andrews, Billy	1	0	0.0	0	0
Barnes, Erich	1	0	0.0	0	0
Howell, Mike	1	0	0.0	0	0
Browns	54	974	18.0	43	0
Opponents	64	1,412	22.1	80	0

FIELD GOALS	1-19	20-29	30-39	40-49	50+	TOT
Cockroft, Don	6/6	7/7	2/4	2/6	1/1	18/24
Browns	6/6	7/7	2/4	2/6	1/1	18/24
Opponents	3/3	4/6	3/7	4/8	0/2	14/26



1969 (10-3-1)

COACH: Blanton Collier		
1969 USUAL STARTING LINEUPS		
OFFENSE		
WR 42	Paul Warfield	
LT 77	Dick Schafrath	
LG 65	John DeMarie	
C 54	Fred Hoaglin	
RG 66	Gene Hickerson	
RT 73	Monte Clark	
62	Joe Taftoni	
TE 89	Milt Morin	
83	Chip Glass	
WR 86	Gary Collins	
QB 16	Bill Nelsen	
RB 44	Leroy Kelly	
26	Reece Morrison	
RB 30	Ron Johnson	
35	Bo Scott	
RADIO ANNOUNCERS:		
Gib Shanley, Jim Graner (WHK 1420 AM)		
DEFENSE		
LDE 88	Ron Snidow	
LDT 71	Walter Johnson	
RDT 84	Marvin Upshaw	
69	Jim Kanicki	
RDE 81	Jack Gregory	
LLB 82	Jim Houston	
MLB 51	Dale Lindsey	
56	Bob Matheson	
RLB 50	John Garlington	
51	Dale Lindsey	
LCB 40	Erich Barnes	
RCB 29	Walt Sumner	
LS 24	Ernie Kellermann	
20	Fred Summers	
RS 34	Mike Howell	

DATE	RESULT	OPPONENT	ATT
9/21	W, 27-20	at Philadelphia Eagles	60,658
9/28	W, 27-23	Washington Redskins	82,581
10/5	L, 21-28	Detroit Lions	82,933
10/12	W, 27-17	at New Orleans Saints	71,274
10/18	W, 42-31	Pittsburgh Steelers	84,078
10/26	T, 21-21	St. Louis Cardinals	81,186
11/2	W, 42-10	Dallas Cowboys	84,850
11/9	L, 3-51	at Minnesota Vikings	47,700
11/16	W, 24-3	at Pittsburgh Steelers	47,670
11/23	W, 28-17	New York Giants	80,595
11/30	W, 28-24	at Chicago Bears	45,050
12/7	W, 20-7	Green Bay Packers	82,137
12/14	W, 27-21	at St. Louis Cardinals	44,324
12/21	L, 14-27	at New York Giants	62,966
PLAYOFF			
12/28	W, 38-14	at Dallas Cowboys	69,321
NFL CHAMPIONSHIP			
1/4	L, 7-27	at Minnesota Vikings	47,900

TEAM STATISTICS	BROWNS	OPPONENT
Total First Downs	250	257
Rushing	97	120
Passing	138	121
Penalty	15	16
Total Net Yards	4,428	4,420
Avg. Per Game	316.3	315.7
Total Plays	845	841
Avg. Per Play	5.2	5.3
Net Yards Rushing	1,788	1,956
Avg. Per Game	127.7	139.7
Total Rushes	447	417
Net Yards Passing	2,640	2,464
Avg. Per Game	188.6	176.0
Sacked/Yards Lost	20/190	37/323
Gross Yards	2,830	2,787
Attempts/Completions	378/199	387/202
Completion Pct.	52.6%	52.2%
Had Intercepted	21	19
Punts/Avg.	60/37.5	64/40.5
Net Punting Avg.	60/36.3	64/37.9
Penalties/Yards Lost	58/603	72/746
Fumbles/Ball Lost	25/14	32/22
Touchdowns	45	38
Rushing	17	18
Passing	24	19
Returns	4	1

SCORE BY PERIODS	1ST	2ND	3RD	4TH	OT	TOT
Browns	77	117	70	87	0	351
Opponents	41	91	38	130	0	300

SCORING	RU	PA	ST	DF	PAT	2RU	2PA	FG	SAF	TP
Cockroft, Don	0	0	0	0	45/45	0	0	12/23	0	81
Collins, Gary	0	11	0	0	0/0	0	0	0/0	0	66
Kelly, Leroy	9	1	0	0	0/0	0	0	0/0	0	60
Warfield, Paul	0	10	0	0	0/0	0	0	0/0	0	60

PASSING	ATT	CMP	YDS	PCT	AV/AT	TD	TD%	INT	INT%	LG	TKLD	RATNG
Nelsen, Bill	352	190	2,743	54.0	7.79	23	6.5	19	5.4	82t	17/164	78.8
Kelly, Leroy	5	1	36	20.0	7.20	1	20.0	0	0.0	36t	0/0	96.7
Rhyme, Jerry	19	7	35	36.8	1.84	0	0.0	2	10.5	22	3/26	5.7
Morrison, Reece	1	1	16	100.0	16.00	0	0.0	0	0.0	16	0/0	118.8
Johnson, Ron	1	0	0	0.0	0.00	0	0.0	0	0.0	0	0/0	39.6
Browns	378	199	2,830	52.6	7.49	24	6.3	21	5.6	82t	20/190	75.2
Opponents	387	202	2,787	52.2	7.20	19	4.9	19	4.9	84t	37/323	71.5

Johnson, Ron	7	0	0	0	0/0	0	0	0/0	0	42
Glass, Chip	0	2	0	0	0/0	0	0	0/0	0	12
Johnson, W.	0	0	0	1	0/0	0	0	0/0	0	6
Barnes, Erich	0	0	0	1	0/0	0	0	0/0	0	6
Sumner, Walt	0	0	0	1	0/0	0	0	0/0	0	6
Morrison, R.	1	0	0	0	0/0	0	0	0/0	0	6
Kellermann, E.	0	0	0	1	0/0	0	0	0/0	0	6
Browns	17	24	0	4	45/45	0	0	0	12/23	0
Opponents	18	19	1	0	36/37	0	0	0	12/22	0

RUSHING	NO	YDS	AVG	LG	TD
Kelly, Leroy	196	817	4.2	31	9
Johnson, Ron	138	472	3.4	48t	7
Morrison, Reece	59	300	5.1	54	1
Scott, Bo	44	157	3.6	20	0
Nelsen, Bill	5	-11	-2.2	3	0
Morin, Milt	2	30	15.0	22	0
Warfield, Paul	2	23	11.5	16	0
Rhyme, Jerry	1	0	0.0	0	0
Browns	447	1,788	4.0	54	17
Opponents	417	1,956	4.7	57	18

RECEIVING	NO	YDS	AVG	LG	TD
Collins, Gary	54	786	14.6	48t	11
Warfield, Paul	42	886	21.1	82t	10
Morin, Milt	37	495	13.4	35	0
Johnson, Ron	24	164	6.8	18	0
Kelly, Leroy	20	267	13.4	36	1
Morrison, Reece	6	71	11.8	26	0
Scott, Bo	6	25	4.2	14	0
Glass, Chip	4	91	22.8	40	2
Jones, Dave	2	33	16.5	22	0
Hooker, Fair	2	21	10.5	12	0
Leigh, Charles	2	-9	-4.5	-4	0
Browns	199	2,830	14.2	82t	24
Opponents	202	2,787	13.8	84t	19

INTERCEPTIONS	NO	YDS	AVG	LG	TD
Howell, Mike	6	21	3.5	11	0
Sumner, Walt	4	82	20.5	40t	1
Kellermann, Ernie	3	40	13.3	40t	1
Garlington, John	2	4	2.0	4	0
Barnes, Erich	1	55	55.0	55t	1
Gregory, Jack	1	12	12.0	12	0
Lindsey, Dale	1	3	3.0	3	0
Upshaw, Marvin	1	0	0.0	0	0
Browns	19	217	11.4	55t	3
Opponents	21	275	13.1	56	1

PUNTING	NO	YDS	AVG	IN20	TB	LG	BLK
Cockroft, Don	57	2,138	37.5	0	6	55	1
Collins, Gary	3	112	37.3	0	1	59	0
Browns	60	2,250	37.5	0	7	59	1
Opponents	64	2,593	40.5	0	0	58	0

PUNT RETURNS	NO	FC	YDS	AVG	LG	TD
Sumner, Walt	9	11	72	8.0	21	0
Morrison, Reece	11	3	49	4.5	15	0
Kelly, Leroy	7	0	28	4.0	13	0
Leigh, Charles	5	1	18	3.6	14	0
Browns	32	15	167	5.2	21	0
Opponents	20	21	72	3.6	55	0

KICKOFF RETURNS	NO	YDS	AVG	LG	TD
Scott, Bo	25	722	28.9	65	0
Morrison, Reece	9	155	17.2	31	0
Brown, Dean	2	45	22.5	24	0
Kelly, Leroy	2	26	13.0	14	0
Leigh, Charles	2	6	3.0	6	0
Johnson, Ron	1	31	31.0	31	0
Kanicki, Jim	1	0	0.0	0	0
Jenkins, Al	1	0	0.0	0	0
Matheson, Bob	1	0	0.0	0	0
Mitchell, Alvin	1	0	0.0	0	0
Howell, Mike	1	0	0.0	0	0
Browns	46	985	21.4	65	0
Opponents	56	1,166	20.8	48	0

FIELD GOALS	1-19	20-29	30-39	40-49	50+	TOT
Cockroft, Don	0/0	7/8	3/8	2/6	0/1	12/23
Browns	0/0	7/8	3/8	2/6	0/1	12/23
Opponents	2/3	4/5	5/6	1/6	0/2	12/22



1970 (7-7)

COACH: Blanton Collier

DIVISION FINISH: 2nd AFC Central

1970 USUAL STARTING LINEUPS

OFFENSE				DEFENSE			
WR	43	F. Hooker, 85 H. Jones		LDE	88	Ron Snidow	
LT	77	Dick Schafrath			80	Joe Jones	
LG	65	John DeMarie		LDT	71	Walter Johnson	
C	54	Fred Hoaglin		RDT	72	Jerry Sherk	
RG	66	Gene Hickerson		RDE	81	Jack Gregory	
RT	62	Joe Taftoni		LLB	82	Jim Houston	
TE	89	Milt Morin			50	John Garlington	
	83	Chip Glass		MLB	82	Jim Houston	
WR	86	Gary Collins			56	Bob Matheson	
	85	Homer Jones		RLB	52	Billy Andrews	
QB	16	Bill Nelsen			51	Dale Lindsey	
	15	Mike Phipps		LCB	40	Erich Barnes	
RB	44	Leroy Kelly		RCB	29	Walt Sumner	
	26	Reece Morrison			28	Ben Davis	
RB	35	Bo Scott		LS	24	Ernie Kellermann	
	26	Reece Morrison		RS	34	Mike Howell	

RADIO ANNOUNCERS:

Gib Shanley, Jim Graner (WHK 1420 AM)

DATE	RESULT	OPPONENT	ATT
9/21	W, 31-21	New York Jets	85,703
9/27	L, 31-34	at San Francisco 49ers	37,502
10/3	W, 15-7	Pittsburgh Steelers	84,349
10/11	W, 30-27	Cincinnati Bengals	83,520
10/18	L, 24-41	Detroit Lions	83,577
10/25	W, 28-0	at Miami Dolphins	75,313
11/1	L, 10-27	San Diego Chargers	80,047
11/8	L, 20-23	at Oakland Raiders	54,463
11/15	L, 10-14	at Cincinnati Bengals	60,007
11/22	W, 28-14	Houston Oilers	74,723
11/29	L, 9-28	at Pittsburgh Steelers	50,214
12/7	W, 21-10	at Houston Oilers	50,582
12/12	L, 2-6	Dallas Cowboys	75,458
12/20	W, 27-13	at Denver Broncos	51,001

TEAM STATISTICS	BROWNS	OPPONENT
Total First Downs	239	236
Rushing	84	104
Passing	134	120
Penalty	21	12
Total Net Yards	4,161	4,244
Avg. Per Game	297.2	303.1
Total Plays	870	844
Avg. Per Play	4.8	5.0
Net Yards Rushing	1,579	2,006
Avg. Per Game	112.8	143.3
Total Rushes	462	451
Net Yards Passing	2,582	2,238
Avg. Per Game	184.4	159.9
Sacked/Yards Lost	16/170	35/290
Gross Yards	2,752	2,238
Attempts/Completions	392/190	357/186
Completion Pct.	48.5%	52.1%
Had Intercepted	24	19
Punts/Avg.	71/42.6	66/42.4
Net Punting Avg.	71/41.4	66/36.9
Penalties/Yards Lost	65/634	88/871
Fumbles/Ball Lost	24/14	28/12
Touchdowns	35	32
Rushing	14	10
Passing	17	16
Returns	4	6

SCORE BY PERIODS	1ST	2ND	3RD	4TH	OT	TOT
Browns	54	92	85	55	0	— 286
Opponents	54	100	37	74	0	— 265

SCORING	RU	PA	ST	DF	PAT	2RU	2PA	FG	SAP	TF
Cockroft, Don	0	0	0	0	34/35	0	0	0	12/22	0 70
Scott, Bo	7	4	0	0	0/0	0	0	0	0/0	0 66
Kelly, Leroy	6	2	0	0	0/0	0	0	0	0/0	0 48
Collins, Gary	0	4	0	0	0/0	0	0	0	0/0	0 24
Jones, Homer	0	1	1	0	0/0	0	0	0	0/0	0 12
Glass, Chip	0	2	0	0	0/0	0	0	0	0/0	0 12

PASSING	ATT	CMP	YDS	PCT	AV/AT	TD	TD%	INT	INT%	LG	TKLD	RATING
Nelsen, Bill	313	159	2,156	50.8	6.89	16	5.1	16	5.1	78t	8/79	68.9
Phipps, Mike	60	29	529	48.3	8.82	1	1.7	5	8.3	53t	7/86	49.9
Gault, Don	19	2	67	10.5	3.53	0	0.0	3	15.8	44	1/5	2.2
Browns	392	190	2,752	48.5	7.02	17	4.3	24	6.1	78t	16/170	60.7
Opponents	357	186	2,528	52.1	7.08	16	4.5	19	5.3	81t	35/290	67.8

Hooker, Fair	0	2	0	0	0/0	0	0	0/0	0	12
Andrews, Billy	0	0	0	1	0/0	0	0	0/0	0	6
Morrison, Reece	0	1	0	0	0/0	0	0	0/0	0	6
Barnes, Erich	0	0	0	1	0/0	0	0	0/0	0	6
Minniear, Randy	1	0	0	0	0/0	0	0	0/0	0	6
Lindsey, Dale	0	0	0	1	0/0	0	0	0/0	0	6
Morin, Milt	0	1	0	0	0/0	0	0	0/0	0	6
Johnson, Walter	0	0	0	0	0/0	0	0	0/0	0	1 2
Snidow, Ron	0	0	0	0	0/0	0	0	0/0	0	1 2
Reynolds, Chuck	0	0	0	0	0/0	0	0	0/0	0	1 2
Browns	14	17	1	3	34/35	0	0	0	12/22	3 286
Opponents	10	16	6	0	31/32	0	0	0	14/26	0 265

RUSHING	NO	YDS	AVG	LG	TD
Kelly, Leroy	206	656	3.2	33t	6
Scott, Bo	151	625	4.1	63t	7
Morrison, Reece	73	175	2.4	18	0
Minniear, Randy	12	39	3.3	9	1
Phipps, Mike	11	94	8.5	26	0
Nelsen, Bill	7	-4	-0.6	2	0
Morin, Milt	1	2	2.0	2	0
Brown, Ken	1	-8	-8.0	-8	0
Browns	462	1,579	3.4	63t	14
Opponents	451	2,006	4.4	73	11

RECEIVING	NO	YDS	AVG	LG	TD
Scott, Bo	40	351	8.8	24	4
Morin, Milt	37	611	16.5	36	1
Hooker, Fair	28	490	17.5	69	2
Collins, Gary	26	351	13.5	28	4
Kelly, Leroy	24	311	13.0	55	2
Glass, Chip	19	403	21.2	78t	2
Jones, Homer	10	141	14.1	43t	1
Morrison, Reece	5	95	19.0	53t	1
Minniear, Randy	1	-1	-1.0	-1	0
Browns	190	2,752	14.5	78t	17
Opponents	186	2,528	13.6	81t	16

INTERCEPTIONS	NO	YDS	AVG	LG	TD
Barnes, Erich	5	85	17.0	38t	1
Sumner, Walt	4	85	21.3	34	0
Lindsey, Dale	2	65	32.5	56t	1
Houston, Jim	1	25	25.0	25	0
Andrews, Billy	1	25	25.0	25t	1
Kellermann, Ernie	1	18	18.0	18	0
Matheson, Bob	1	11	11.0	11	0
Garlington, John	1	6	6.0	6	0
Johnson, Walter	1	4	4.0	4	0
Howell, Mike	1	0	0.0	0	0
Davis, Ben	1	0	0.0	0	0
Browns	19	324	17.1	56t	3
Opponents	24	399	16.6	62t	4

PUNTING	NO	YDS	AVG	IN20	TB	LG	BLK
Cockroft, Don	71	3,023	42.6	0	7	71	1
Browns	71	3,023	42.6	0	7	71	1
Opponents	66	2,801	42.4	0	3	65	0

PUNT RETURNS	NO	FC	YDS	AVG	LG	TD
Morrison, Reece	15	2	133	8.9	34	0
Sumner, Walt	8	11	70	8.8	38	0
Schoen, Tom	8	1	18	2.3	7	0
Kelly, Leroy	2	0	15	7.5	12	0
Jenkins, Al	1	0	0	0.0	0	0
Jones, Dave	0	2	0	0.0	0	0
Browns	34	16	236	6.9	38	0
Opponents	23	28	83	3.6	33	0

KICKOFF RETURNS	NO	YDS	AVG	LG	TD
Jones, Homer	29	739	25.5	94t	1
Morrison, Reece	7	153	21.9	36	0
Brown, Ken	2	44	22.0	32	0
Matheson, Bob	2	21	10.5	14	0
Schoen, Tom	1	27	27.0	27	0
Righetti, Joe	1	17	17.0	17	0
Morin, Milt	1	0	0.0	0	0
Glass, Chip	1	0	0.0	0	0
Browns	44	1,001	22.8	94t	1
Opponents	39	956	24.5	91	0

FIELD GOALS	1-19	20-29	30-39	40-49	50+	TOT
Cockroft, Don	3/4	2/3	4/7	3/7	0/1	12/22
Browns	3/4	2/3	4/7	3/7	0/1	12/22
Opponents	2/2	1/4	5/7	3/7	3/6	14/26



## 1971 (9-5)

COACH: Nick Skorich

DIVISION FINISH: 1st AFC Central

## 1971 USUAL STARTING LINEUPS

OFFENSE		DEFENSE	
WR 43	Fair Hooker	LDE 80	J. Jones, 88 R. Snidow
LT 77	Dick Schafrath	LDT 71	Walter Johnson
73	Doug Dieken	RDT 72	Jerry Sherk
LG 65	John DeMarie	RDE 81	Jack Gregory
C 54	Fred Hoaglin	LLB 82	Jim Houston
64	Jim Copeland	50	Jim Garlington
RG 66	Gene Hickerson	MLB 51	Dale Lindsey
TE 78	Bob McKay	82	Jim Houston
RT 89	Milt Morin	RLB 52	Billy Andrews
WR 86	Gary Collins	51	Dale Lindsey
25	Frank Pitts	LCB 22	C. Scott, 20 F. Summers
QB 16	Bill Nelsen	RCB 28	B. Davis, 29 W. Sumner
15	Mike Phipps	LS 29	Walt Sumner
RB 44	Leroy Kelly	24	Ernie Kellermann
RB 35	Bo Scott	RS 34	M. Howell, 40 E. Barnes

## RADIO ANNOUNCERS:

Gib Shanley, Jim Graner (WHK 1420 AM)

DATE	RESULT	OPPONENT	ATT
9/19	W, 31-0	Houston Oilers	73,387
9/26	W, 14-13	at Baltimore Colts	56,837
10/4	L, 20-34	Oakland Raiders	84,285
10/10	W, 27-17	Pittsburgh Steelers	83,391
10/17	W, 27-24	at Cincinnati Bengals	60,284
10/24	L, 0-27	Denver Broncos	75,674
10/31	L, 14-31	Atlanta Falcons	76,825
11/7	L, 9-26	at Pittsburgh Steelers	50,202
11/14	L, 7-13	at Kansas City Chiefs	50,388
11/21	W, 27-7	New England Patriots	65,238
11/28	W, 37-24	at Houston Oilers	37,921
12/5	W, 31-27	Cincinnati Bengals	82,705
12/12	W, 21-17	at New Orleans Saints	72,794
12/19	W, 20-13	at Washington Redskins	53,041
PLAYOFF			
12/26	L, 3-20	Baltimore Colts	74,082

TEAM STATISTICS	BROWNS	OPPONENT
Total First Downs	231	232
Rushing	89	115
Passing	127	100
Penalty	15	17
Total Net Yards	3,857	4,194
Avg. Per Game	275.5	299.6
Total Plays	859	848
Avg. Per Play	4.5	4.9
Net Yards Rushing	1,558	2,227
Avg. Per Game	111.3	159.1
Total Rushes	461	484
Net Yards Passing	2,299	1,967
Avg. Per Game	164.2	140.5
Sacked/Yards Lost	22/222	25/203
Gross Yards	2,521	2,170
Attempts/Completions	376/188	339/156
Completion Pct.	50.0%	46.0%
Had Intercepted	27	24
Punts/Avg.	67/39.9	66/42.4
Net Punting Avg.	67/36.5	66/37.0
Penalties/Yards Lost	68/612	86/772
Fumbles/Ball Lost	29/18	31/16
Touchdowns	34	30
Rushing	19	14
Passing	14	12
Returns	1	4

SCORE BY PERIODS	1ST	2ND	3RD	4TH	OT	TOT
Browns	47	71	64	103	0	285
Opponents	51	120	23	79	0	273

SCORING	RU	PA	ST	DF	PAT	2RU	2PA	FG	SAF	TP
Cockroft, Don	0	0	0	0	34/34	0	0	15/28	0	79
Kelly, Leroy	10	2	0	0	0/0	0	0	0/0	0	72
Scott, Bo	9	1	0	0	0/0	0	0	0/0	0	60
Pitts, Frank	0	4	0	0	0/0	0	0	0/0	0	24
Collins, Gary	0	3	0	0	0/0	0	0	0/0	0	18

PASSING	ATT	CMP	YDS	PCT	AV/AT
Nelsen, Bill	325	174	2,319	53.5	7.14
Phipps, Mike	47	13	179	27.7	3.81
Kelly, Leroy	4	1	23	25.0	5.75
Browns	376	188	2,521	50.0	6.70
Opponents	339	156	2,170	46.0	6.40

Morin, Milt	0	2	0	0	0/0	0	0	0/0	0	12
Glass, Chip	0	1	0	0	0/0	0	0	0/0	0	6
Johnson, W.	0	0	0	1	0/0	0	0	0/0	0	6
Hooker, Fair	0	1	0	0	0/0	0	0	0/0	0	6
Dieken, Doug	0	0	0	0	0/0	0	0	0/0	1	2
Browns	19	14	0	1	34/34	0	0	15/28	1	285
Opponents	14	12	4	0	30/30	0	0	21/31	0	273

RUSHING	NO	YDS	AVG	LG	TD
Kelly, Leroy	234	865	3.7	35	10
Scott, Bo	179	606	3.4	35	9
Nelsen, Bill	13	-18	-1.4	4	0
Brown, Ken	11	47	4.3	17	0
Cornell, Bo	11	12	1.1	6	0
Phipps, Mike	6	35	5.8	15	0
Morrison, Reece	5	-2	-0.4	4	0
Cockroft, Don	1	12	12.0	12	0
Morin, Milt	1	1	1.0	1	0
Browns	461	1,558	3.4	35	19
Opponents	484	2,227	4.6	86t	14

RECEIVING	NO	YDS	AVG	LG	TD
Hooker, Fair	45	649	14.4	48	1
Morin, Milt	40	581	14.5	31	2
Scott, Bo	30	233	7.8	35	1
Pitts, Frank	27	487	18.0	53t	4
Kelly, Leroy	25	252	10.1	29	2
Collins, Gary	15	231	15.4	29	3
Jones, Dave	4	66	16.5	21	0
Cornell, Bo	1	18	18.0	18	0
Glass, Chip	1	4	4.0	4t	1
Browns	188	2,521	13.4	53t	14
Opponents	156	2,170	13.9	53	12

INTERCEPTIONS	NO	YDS	AVG	LG	TD
Sumner, Walt	5	35	7.0	25	0
Scott, Clarence	4	47	11.8	21	0
Andrews, Billy	3	34	11.3	19	0
Kellermann, Ernie	3	0	0.0	0	0
Howell, Mike	2	93	46.5	68	0
Lindsey, Dale	2	50	25.0	29	0
Davis, Ben	2	18	9.0	15	0
Sherk, Jerry	2	3	1.5	3	0
Garlington, John	1	0	0.0	0	0
Snidow, Ron	0	3	0.0	0	0
Browns	24	283	11.8	68	0
Opponents	27	453	16.8	66	2

PUNTING	NO	YDS	AVG	IN20	TB	LG	BLK
Cockroft, Don	62	2,508	40.5	0	2	59	2
Collins, Gary	5	162	32.4	0	0	42	0
Browns	67	2,670	39.9	0	2	59	2
Opponents	66	2,800	42.4	0	7	59	1

PUNT RETURNS	NO	FC	YDS	AVG	LG	TD
Kelly, Leroy	30	4	292	9.7	74	0
Jones, Dave	9	2	63	7.0	20	0
Kellermann, Ernie	1	0	4	4.0	4	0
Browns	40	6	359	9.0	74	0
Opponents	26	19	227	8.7	45	0

KICKOFF RETURNS	NO	YDS	AVG	LG	TD
Brown, Ken	15	330	22.0	35	0
Morrison, Reece	9	267	29.7	52	0
Pitts, Frank	9	238	26.4	35	0
Brown, Stan	7	157	22.4	32	0
Houston, Jim	1	21	21.0	21	0
Cornell, Bo	1	19	19.0	19	0
Dieken, Doug	1	16	16.0	16	0
Kelly, Leroy	1	11	11.0	11	0
Kellermann, Ernie	1	5	5.0	5	0
Glass, Chip	1	1	1.0	1	0
Browns	46	1,065	23.2	52	0
Opponents	55	1,252	22.8	58	0

FIELD GOALS	1-19	20-29	30-39	40-49	50+	TOT
Cockroft, Don	2/3	6/6	6/9	1/9	0/1	15/28
Browns	2/3	6/6	6/9	1/9	0/1	15/28
Opponents	6/7	9/11	4/8	2/4	0/1	21/31

	TD	TD%	INT	INT%	LG	TKLD	RATING
Nelsen, Bill	13	4.0	23	7.1	53t	22/222	60.3
Phipps, Mike	1	2.1	4	8.5	39	0/0	14.6
Kelly, Leroy	0	0.0	0	0.0	23	0/0	51.0
Browns	14	3.7	27	7.2	53t	22/222	54.2
Opponents	12	3.5	24	7.1	53	25/203	49.4



1972 (10-4)

COACH: Nick Skorich

VISION FINISH: 2nd AFC Central

1972 USUAL STARTING LINEUPS

OFFENSE				DEFENSE			
WR	43	Fair Hooker		LDE	87	Rich Jackson	
LT	73	Doug Dieken			81	Nick Roman	
LG	66	Gene Hickerson		LDT	71	Walter Johnson	
C	61	Bob DeMarco		RDT	72	Jerry Sherk	
	54	Fred Hoaglin		RDE	84	Bob Briggs	
RG	65	John DeMarie			81	Nick Roman	
	68	Bob Pena		LLB	59	Charlie Hall	
RT	78	Bob McKay		MLB	51	Dale Lindsey	
	65	John DeMarie			82	Mike Howell	
TE	89	Milt Morin		RLB	52	Billy Andrews	
WR	25	Frank Pitts			50	John Garlington	
	85	Paul Staroba		LCB	22	Clarence Scott	
QB	15	Mike Phipps		RCB	28	Ben Davis	
	16	Bill Nelsen		SS	27	Thom Darden	
RB	44	Leroy Kelly			34	Mike Howell	
RB	35	Bo Scott		FS	29	Walt Sumner	
					27	Thom Darden	

RADIO ANNOUNCERS:  
Gib Shanley, Jim Graner (WHK 1420 AM)

DATE	RESULT	OPPONENT	ATT
9/17	L, 10-26	Green Bay Packers	75,771
9/24	W, 27-17	at Philadelphia Eagles	65,720
10/1	W, 27-6	Cincinnati Bengals	81,564
10/8	L, 7-31	Kansas City Chiefs	83,819
10/15	L, 0-17	Chicago Bears	72,339
10/22	W, 23-17	at Houston Oilers	38,113
10/29	W, 27-20	at Denver Broncos	51,656
11/5	W, 20-0	Houston Oilers	61,985
11/13	W, 21-17	at San Diego Chargers	54,205
11/19	W, 26-24	Pittsburgh Steelers	83,009
11/26	W, 27-10	Buffalo Bills	70,104
12/3	L, 0-30	at Pittsburgh Steelers	50,350
12/9	W, 27-24	at Cincinnati Bengals	59,524
12/17	W, 26-10	at New York Jets	62,614
		PLAYOFF	
12/24	L, 14-20	at Miami Dolphins	78,196

TEAM STATISTICS	BROWNS	OPPONENT
Total First Downs	215	240
Rushing	102	130
Passing	101	89
Penalty	12	21
Total Net Yards	3,709	4,069
Avg. Per Game	264.9	290.6
Total Plays	817	868
Avg. Per Play	4.5	4.7
Net Yards Rushing	1,793	2,333
Avg. Per Game	128.1	166.6
Total Rushes	453	520
Net Yards Passing	1,916	1,736
Avg. Per Game	136.9	124.0
Sacked/Yards Lost	27/219	38/258
Gross Yards	2,135	1,994
Attempts/Completions	337/158	310/160
Completion Pct.	46.9%	51.6%
Had Intercepted	19	13
Punts/Avg.	81/43.2	74/40.9
Net Punting Avg.	81/38.8	74/38.0
Penalties/Yards Lost	57/536	63/557
Fumbles/Ball Lost	21/9	39/16
Touchdowns	29	27
Rushing	13	13
Passing	13	14
Returns	3	0

SCORE BY PERIODS	1ST	2ND	3RD	4TH	OT	TOT
Browns	39	95	46	88	0	— 268
Opponents	61	57	72	59	0	— 249

SCORING	RU	PA	ST	DF	PAT	2RU	2PA	FG	SAF	TP
Cockroft, Don	0	0	0	0	28/29	0	0	22/27	0	94
Pitts, Frank	0	8	0	0	0/0	0	0	0/0	0	48
Kelly, Leroy	4	1	0	0	0/0	0	0	0/0	0	30

PASSING	ATT	CMP	YDS	PCT	AV/AT	TD	TD%	INT	INT%	LG	TKLD	RATNG
Phipps, Mike	305	144	1,994	47.2	6.54	13	4.3	16	5.2	80t	23/183	61.0
Nelsen, Bill	31	14	141	45.2	4.55	0	0.0	3	9.7	26	3/29	19.1
Kelly, Leroy	1	0	0	0.0	0.00	0	0.0	0	0.0	0	1/7	39.6
Browns	337	158	2,135	46.9	6.34	13	3.9	19	5.6	80t	27/219	56.9
Opponents	310	160	1,994	51.6	6.43	14	4.5	13	4.2	80t	38/258	69.5

Phipps, Mike	5	0	0	0	0/0	0	0	0/0	0	30
Hooker, Fair	0	2	0	0	0/0	0	0	0/0	0	12
Scott, Bo	2	0	0	0	0/0	0	0	0/0	0	12
Brown, Ken	2	0	0	0	0/0	0	0	0/0	0	12
Morin, Milt	0	1	0	0	0/0	0	0	0/0	0	6
Staroba, Paul	0	1	0	0	0/0	0	0	0/0	0	6
Briggs, Bob	0	0	0	1	0/0	0	0	0/0	0	6
Roman, Nick	0	0	0	1	0/0	0	0	0/0	0	6
Scott, Clarence	0	0	1	0	0/0	0	0	0/0	0	6
Browns	13	13	1	2	28/29	0	0	22/27	0	268
Opponents	13	14	0	0	27/27	0	0	20/29	0	249

RUSHING	NO	YDS	AVG	LG	TD
Kelly, Leroy	224	811	3.6	18	4
Scott, Bo	123	571	4.6	27t	2
Phipps, Mike	60	256	4.3	18	5
Brown, Ken	32	114	3.6	14	2
Cornell, Bo	7	8	1.1	7	0
Pitts, Frank	3	29	9.7	13	0
Lefear, Billy	3	6	2.0	4	0
Nelsen, Bill	1	-2	-2.0	-2	0
Browns	453	1,793	4.0	27t	13
Opponents	520	2,333	4.5	75t	13

RECEIVING	NO	YDS	AVG	LG	TD
Pitts, Frank	36	620	17.2	80t	8
Hooker, Fair	32	441	13.8	43	2
Morin, Milt	30	540	18.0	36	1
Kelly, Leroy	23	204	8.9	28	1
Scott, Bo	23	172	7.5	30	0
Brown, Ken	5	64	12.8	19	0
Glass, Chip	5	61	12.2	24	0
Cornell, Bo	2	7	3.5	5	0
Staroba, Paul	1	19	19.0	19t	1
Richardson, Gloster	1	7	7.0	7	0
Browns	158	2,135	13.5	80t	13
Opponents	160	1,994	12.5	80t	14

INTERCEPTIONS	NO	YDS	AVG	LG	TD
Darden, Thom	3	64	21.3	20	0
Davis, Ben	3	10	3.3	10	0
Roman, Nick	1	36	36.0	36t	1
Briggs, Bob	1	16	16.0	16	0
Hall, Charlie	1	12	12.0	12	0
Garlington, John	1	10	10.0	10	0
Andrews, Billy	1	4	4.0	4	0
Johnson, Walter	1	1	1.0	1	0
Howell, Mike	1	1	1.0	1	0
Browns	13	154	11.8	36t	1
Opponents	19	145	7.6	35	0

PUNTING	NO	YDS	AVG	IN20	TB	LG	BLK
Cockroft, Don	81	3,498	43.2	0	4	65	0
Browns	81	3,498	43.2	0	4	65	0
Opponents	74	3,023	40.9	0	7	60	0

PUNT RETURNS	NO	FC	YDS	AVG	LG	TD
Majors, Bobby	16	6	96	6.0	41	0
Darden, Thom	15	7	71	4.7	37	0
Kelly, Leroy	5	3	40	8.0	14	0
Sumner, Walt	1	2	14	14.0	14	0
Browns	37	18	221	6.0	41	0
Opponents	46	21	357	7.8	60	0

KICKOFF RETURNS	NO	YDS	AVG	LG	TD
Brown, Ken	20	473	23.6	47	0
Majors, Bobby	10	222	22.2	40	0
Lefear, Billy	6	138	23.0	29	0
Morrison, Reece	3	67	22.3	32	0
Johnson, Walter	2	33	16.5	24	0
Browns	41	933	22.8	47	0
Opponents	50	1,198	24.0	66	0

FIELD GOALS	1-19	20-29	30-39	40-49	50+	TOT
Cockroft, Don	5/5	7/8	7/8	2/5	1/1	22/27
Browns	5/5	7/8	7/8	2/5	1/1	22/27
Opponents	6/7	2/5	7/9	5/7	0/1	20/29



# 1973 (7-5-2)

<b>COACH:</b> Nick Skorich		
<b>DIVISION FINISH:</b> 3rd AFC Central		
<b>1973 USUAL STARTING LINEUPS</b>		
<b>OFFENSE</b>	<b>DEFENSE</b>	
WR 43 Fair Hooker	LDE 80 Joe Jones	
42 Gloster Richardson	LDT 71 Walter Johnson	
LT 73 Doug Dieken	RDT 72 Jerry Sherk	
LG 66 Gene Hickerson	RDE 81 Nick Roman	
C 61 Bob DeMarco	LLB 59 Charlie Hall	
64 Jim Copeland	MLB 60 Bob Babich	
RG 65 John DeMarie	52 Billy Andrews	
RT 78 Bob McKay	RLB 50 John Garlington	
TE 89 Milt Morin	LCB 22 Clarence Scott	
83 Chip Glass	RCB 28 Ben Davis	
WR 25 Frank Pitts	23 Clifford Brooks	
42 Gloster Richardson	SS 29 Walt Sumner	
QB 15 Mike Phipps	21 Van Green	
RB 44 L. Kelly, 26 B. Lefear	FS 27 Thom Darden	
RB 30 Ken Brown	21 Van Green	
<b>RADIO ANNOUNCERS:</b>		
Gib Shanley, Jim Graner (WHK 1420 AM)		

DATE	RESULT	OPPONENT	ATT
9/16	W, 24-14	Baltimore Colts	74,303
9/23	L, 6-33	at Pittsburgh Steelers	49,396
9/30	W, 12-10	New York Giants	76,065
10/7	W, 17-10	Cincinnati Bengals	70,805
10/15	L, 9-17	Miami Dolphins	72,070
10/21	W, 42-13	Houston Oilers	61,146
10/28	T, 16-16	San Diego Chargers	68,244
11/4	L, 3-26	at Minnesota Vikings	45,590
11/11	W, 23-13	at Houston Oilers	37,230
11/18	W, 7-3	at Oakland Raiders	47,398
11/25	W, 21-16	Pittsburgh Steelers	67,773
12/2	T, 20-20	at Kansas City Chiefs	70,296
12/9	L, 17-34	at Cincinnati Bengals	58,266
12/16	L, 17-30	at Los Angeles Rams	73,948

TEAM STATISTICS	BROWNS	OPPONENT
Total First Downs	200	196
Rushing	107	102
Passing	79	79
Penalty	14	15
3rd Down: Made/Att	61/190	62/205
3rd Down Pct.	32.1%	30.2%
Total Net Yards	3,341	3,827
Avg. Per Game	238.6	273.4
Total Plays	859	854
Avg. Per Play	3.9	4.5
Net Yards Rushing	1,968	2,091
Avg. Per Game	140.6	149.4
Total Rushes	506	513
Net Yards Passing	1,373	1,736
Avg. Per Game	98.1	124.0
Sacked/Yards Lost	45/368	29/248
Gross Yards	1,741	1,984
Attempts/Completions	308/152	312/144
Completion Pct.	49.4%	46.2%
Had Intercepted	20	12
Punts/Avg.	82/40.5	78/40.4
Net Punting Avg.	82/37.1	78/36.4
Penalties/Yards Lost	70/620	79/738
Fumbles/Ball Lost	34/17	21/9
Touchdowns	24	24
Rushing	12	7
Passing	10	16
Returns	2	1

SCORE BY PERIODS	1ST	2ND	3RD	4TH	OT	TOT
Browns	58	63	46	67	0	— 234
Opponents	50	76	69	60	0	— 255

SCORING	RU	PA	ST	DF	PAT	2RU	2PA	FG	SAF	TP
Cockroft, Don	0	0	0	0	24/24	0	0	22/31	0	90
Pruitt, Greg	4	1	0	0	0/0	0	0	0/0	0	30
Phipps, Mike	5	0	0	0	0/0	0	0	0/0	0	30

Pitts, Frank	0	4	0	0	0/0	0	0	0/0	0	24
Kelly, Leroy	3	0	0	0	0/0	0	0	0/0	0	18
Hooker, Fair	0	2	0	0	0/0	0	0	0/0	0	12
Morin, Milt	0	1	0	0	0/0	0	0	0/0	0	6
Richardson, G.	0	1	0	0	0/0	0	0	0/0	0	6
Scott, Bo	0	1	0	0	0/0	0	0	0/0	0	6
Scott, C.	0	0	0	1	0/0	0	0	0/0	0	6
Green, Van	0	0	0	1	0/0	0	0	0/0	0	6
Browns	12	10	0	2	24/24	0	0	22/31	0	234
Opponents	7	16	1	0	24/24	0	0	29/46	0	255

RUSHING	NO	YDS	AVG	LG	TD
Brown, Ken	161	537	3.3	17	0
Kelly, Leroy	132	389	2.9	19	3
Pruitt, Greg	61	369	6.0	65t	4
Phipps, Mike	60	395	6.6	27	5
Scott, Bo	34	79	2.3	20	0
McKinnis, Hugh	28	77	2.8	12	0
Lefear, Billy	26	135	5.2	43	0
Richardson, Gloster	3	-10	-3.3	4	0
Cockroft, Don	1	-3	-3.0	-3	0
Browns	506	1,968	3.9	65t	12
Opponents	513	2,091	4.1	70	7

RECEIVING	NO	YDS	AVG	LG	TD
Pitts, Frank	31	317	10.2	26t	4
Morin, Milt	26	417	16.0	51t	1
Brown, Ken	22	187	8.5	46	0
Hooker, Fair	18	196	10.9	26	2
Kelly, Leroy	15	180	12.0	36	0
Richardson, Gloster	12	175	14.6	32	1
Pruitt, Greg	9	110	12.2	42	1
Scott, Bo	6	23	3.8	9	1
Lefear, Billy	5	38	7.6	13	0
Holden, Steve	3	27	9.0	17	0
McKinnis, Hugh	3	11	3.7	12	0
Glass, Chip	2	60	30.0	47	0
Browns	152	1,741	11.5	51t	10
Opponents	144	1,984	13.8	70t	16

INTERCEPTIONS	NO	YDS	AVG	LG	TD
Scott, Clarence	5	71	14.2	45t	1
Davis, Ben	2	33	16.5	20	0
Sumner, Walt	2	4	2.0	4	0
Babich, Bob	1	48	48.0	48	0
Darden, Thom	1	36	36.0	36	0
Garlington, John	1	10	10.0	10	0
Browns	12	202	16.8	48	1
Opponents	20	271	13.6	39	0

PUNTING	NO	YDS	AVG	IN20	TB	LG	BLK
Cockroft, Don	82	3,321	40.5	0	3	71	1
Browns	82	3,321	40.5	0	3	71	1
Opponents	78	3,151	40.4	0	5	63	0

PUNT RETURNS	NO	FC	YDS	AVG	LG	TD
Pruitt, Greg	16	3	180	11.3	46	0
Darden, Thom	9	10	51	5.7	11	0
Lefear, Billy	7	2	51	7.3	19	0
Holden, Steve	2	0	19	9.5	19	0
Kelly, Leroy	1	0	7	7.0	7	0
Hall, Charlie	1	0	0	0.0	0	0
Browns	36	15	308	8.6	46	0
Opponents	44	19	280	6.4	48	0

KICKOFF RETURNS	NO	YDS	AVG	LG	TD
Pruitt, Greg	16	453	28.3	54	0
Lefear, Billy	15	337	22.5	59	0
Holden, Steve	8	172	21.5	29	0
Long, Mel	6	87	14.5	38	0
Romaniszyn, Jim	2	21	10.5	16	0
Dieken, Doug	2	14	7.0	9	0
Browns	49	1,084	22.1	59	0
Opponents	48	1,165	24.3	58	0

FIELD GOALS	1-19	20-29	30-39	40-49	50+	TOT
Cockroft, Don	4/4	7/8	4/7	7/11	0/1	22/31
Browns	4/4	7/8	4/7	7/11	0/1	22/31
Opponents	11/11	8/9	4/9	6/15	0/2	29/46

PASSING	ATT	CMP	YDS	PCT	AV/AT	TD	TD%	INT	INT%	LG	TKLD	RATNG
Phipps, Mike	299	148	1,719	49.5	5.75	9	3.0	20	6.7	51t	44/362	49.4
Horn, Don	8	4	22	50.0	2.75	1	12.5	0	0.0	12	1/6	95.8
Pruitt, Greg	1	0	0	0.0	0.00	0	0.0	0	0.0	0	0/0	39.6
Browns	308	152	1,741	49.4	5.65	10	3.2	20	6.5	51t	45/368	50.5
Opponents	312	144	1,984	46.2	6.36	16	5.1	12	3.8	70t	29/248	68.1



1974 (4-10)

COACH: Nick Skorich			
DIVISION FINISH: 4th AFC Central			
1974 USUAL STARTING LINEUPS			
OFFENSE		DEFENSE	
WR 43	F. Hooker, 83 J. Dunbar	LDE 81	Nick Roman
LT 73	Doug Dieken	74	Carl Barisich
LG 69	P. Adams, 78 B. McKay	LDT 71	Walter Johnson
C 61	Bob DeMarco	RDT 72	Jerry Sherk
RG 65	John DeMarie	RDE 66	Mike Seifert
62	Glen Holloway	81	Nick Roman
RT 79	Gerry Sullivan	LLB 59	Charlie Hall
78	Bob McKay	MLB 60	Bob Babich
TE 89	Milt Morin	RLB 50	John Garlington
84	Jim Thaxton	LCB 22	Clarence Scott
WR 88	Steve Holden	RCB 21	Van Green
42	Gloster Richardson	23	Clifford Brooks
QB 15	M. Phipps, 17 B. Sipe	SS 21	Van Green
RB 30	K. Brown, 34 G. Pruitt	29	Walt Sumner
RB 34	Greg Pruitt	FS 27	Thom Darden
37	Hugh McKinnis	28	Eddie Brown
RADIO ANNOUNCERS:			
Gib Shanley, Jim Graner (WHK 1420 AM)			

DATE	RESULT	OPPONENT	ATT
9/15	L, 7-33	at Cincinnati Bengals	53,113
9/22	W, 20-7	Houston Oilers	58,988
9/29	L, 7-29	at St. Louis Cardinals	43,472
10/6	L, 24-40	Oakland Raiders	65,247
10/13	L, 24-34	Cincinnati Bengals	70,897
10/20	L, 16-20	at Pittsburgh Steelers	48,100
10/27	W, 23-21	Denver Broncos	60,478
11/3	L, 35-36	at San Diego Chargers	36,631
11/10	W, 21-14	at New England Patriots	61,279
11/17	L, 16-26	Pittsburgh Steelers	77,739
11/24	L, 10-15	Buffalo Bills	66,504
12/1	W, 7-0	San Francisco 49ers	24,559
12/7	L, 17-41	at Dallas Cowboys	48,754
12/15	L, 24-28	at Houston Oilers	37,910

TEAM STATISTICS	BROWNS	OPPONENT
Total First Downs	223	247
Rushing	104	126
Passing	92	95
Penalty	27	26
3rd Down: Made/Att	67/196	74/193
3rd Down Pct.	34.2%	38.3%
Total Net Yards	3,651	4,440
Avg. Per Game	260.8	317.1
Total Plays	876	890
Avg. Per Play	4.2	5.0
Net Yards Rushing	1,924	2,415
Avg. Per Game	137.4	172.5
Total Rushes	461	555
Net Yards Passing	1,727	2,025
Avg. Per Game	123.4	144.6
Sacked/Yards Lost	48/402	28/234
Gross Yards	2,129	2,259
Attempts/Completions	367/179	308/139
Completion Pct.	48.8%	45.1%
Had Intercepted	24	24
Punts/Avg.	90/40.5	76/38.0
Net Punting Avg.	90/32.6	76/31.1
Penalties/Yards Lost	78/767	81/731
Fumbles/Ball Lost	34/15	31/16
Touchdowns	30	43
Rushing	14	17
Passing	12	22
Returns	4	4

SCORE BY PERIODS	1ST	2ND	3RD	4TH	OT	TOT
Browns	61	60	57	73	0	251
Opponents	62	103	116	63	0	344

SCORING	RU	PA	ST	DF	PAT	2RU	2PA	FG	SAF	TP
Cockroft, Don	0	0	0	0	29/30	0	0	14/16	0	71
Brown, Ken	4	2	0	0	0/0	0	0	0/0	0	36
Pruitt, Greg	3	1	1	0	0/0	0	0	0/0	0	30
Sipe, Brian	4	0	0	0	0/0	0	0	0/0	0	24

PASSING	ATT	CMP	YDS	PCT	AVI/AT	TD	TD%	INT	INT%	LG	TKLD	RATING
Phipps, Mike	256	117	1,384	45.7	5.41	9	3.5	17	6.6	55	33/280	46.7
Sipe, Brian	108	59	603	54.6	5.58	1	0.9	7	6.5	37	15/122	47.0
Pruitt, Greg	2	2	115	100.0	57.50	2	100.0	0	0.0	60t	0/0	158.3
Cockroft, Don	1	1	27	100.0	27.00	0	0.0	0	0.0	27	0/0	118.8
Browns	367	179	2,129	48.8	5.80	12	3.3	24	6.5	60t	48/402	50.6
Opponents	308	139	2,259	45.1	7.33	22	7.1	24	7.8	75t	28/234	61.6

Morin, Milt	0	3	0	0	0/0	0	0	0/0	0	18
Holden, Steve	0	3	0	0	0/0	0	0	0/0	0	18
Richardson, G.	0	2	0	0	0/0	0	0	0/0	0	12
McKinnis, H.	2	0	0	0	0/0	0	0	0/0	0	12
Hall, Charlie	0	0	0	1	0/0	0	0	0/0	0	6
Hooker, Fair	0	1	0	0	0/0	0	0	0/0	0	6
Darden, Thom	0	0	0	1	0/0	0	0	0/0	0	6
Green, Van	0	0	0	1	0/0	0	0	0/0	0	6
Phipps, Mike	1	0	0	0	0/0	0	0	0/0	0	6
Browns	14	12	1	3	29/30	0	0	14/16	0	251
Opponents	17	22	4	0	38/43	0	0	14/23	3	344

RUSHING	NO	YDS	AVG	LG	TD
Pruitt, Greg	126	540	4.3	54	3
Brown, Ken	125	458	3.7	27	4
McKinnis, Hugh	124	519	4.2	44t	2
Phipps, Mike	39	279	7.2	19	1
Scott, Bo	23	86	3.7	20	0
Sipe, Brian	16	44	2.8	17	4
Lefear, Billy	6	2	0.3	4	0
Holden, Steve	1	6	6.0	6	0
Thaxton, Jim	1	-10	-10.0	-10	0
Browns	461	1,924	4.2	54	14
Opponents	555	2,415	4.4	54	17

RECEIVING	NO	YDS	AVG	LG	TD
McKinnis, Hugh	32	258	8.1	55	0
Holden, Steve	30	452	15.1	53	3
Brown, Ken	29	194	6.7	19	2
Morin, Milt	27	330	12.2	32	3
Pruitt, Greg	21	274	13.0	43	1
Richardson, Gloster	9	266	29.6	60t	2
Scott, Bo	7	22	3.1	13	0
Dunbar, Jubilee	6	74	12.3	25	0
Sullivan, Dave	5	92	18.4	37	0
Thaxton, Jim	4	71	17.8	34	0
Hooker, Fair	4	48	12.0	17	1
Lefear, Billy	4	21	5.3	8	0
Green, Van	1	27	27.0	27	0
Browns	179	2,129	11.9	60t	12
Opponents	139	2,259	16.3	75t	22

INTERCEPTIONS	NO	YDS	AVG	LG	TD
Darden, Thom	8	105	13.1	31	0
Scott, Clarence	4	42	10.5	25	0
Hall, Charlie	3	54	18.0	29t	1
Green, Van	2	56	28.0	36t	1
Garlington, John	2	33	16.5	28	0
Brown, Eddie	2	24	12.0	24	0
Andrews, Billy	1	18	18.0	18	0
Babich, Bob	1	4	4.0	4	0
Thaxton, Jim	1	0	0.0	0	0
Browns	24	336	14.0	36t	2
Opponents	24	423	17.6	59	1

PUNTING	NO	YDS	AVG	IN20	TB	LG	BLK
Cockroft, Don	90	3,643	40.5	0	11	64	0
Browns	90	3,643	40.5	0	11	64	0
Opponents	76	2,885	38.0	0	3	56	0

PUNT RETURNS	NO	FC	YDS	AVG	LG	TD
Pruitt, Greg	27	0	349	12.9	72	0
Darden, Thom	21	0	173	8.2	45	0
Lefear, Billy	2	0	1	0.5	1	0
Brown, Eddie	2	1	0	0.0	0	0
Browns	52	1	523	10.1	72	0
Opponents	68	5	705	10.4	62t	1

KICKOFF RETURNS	NO	YDS	AVG	LG	TD
Lefear, Billy	26	574	22.1	41	0
Pruitt, Greg	22	606	27.5	88t	1
Brown, Eddie	6	138	23.0	36	0
Romaniszyn, Jim	5	48	9.6	17	0
Brown, Ken	1	9	9.0	9	0
Browns	60	1,375	22.9	88t	1
Opponents	55	1,345	24.5	94t	1

FIELD GOALS	1-19	20-29	30-39	40-49	50+	TOT
Cockroft, Don	1/1	7/7	3/3	3/4	0/1	14/16
Browns	1/1	7/7	3/3	3/4	0/1	14/16
Opponents	1/1	3/3	6/7	4/8	0/4	14/23

STAFF

PLAYERS

2018 SEASON

HISTORY

RECORDS

GAME DAY



## 1975 (3-11)

COACH: Forrest Gregg

DIVISION FINISH: 4th AFC Central

## 1975 USUAL STARTING LINEUPS

OFFENSE		DEFENSE	
WR	33 Reggie Rucker	LDE	77 Ron East
LT	73 Doug Dieken	LDT	71 Walter Johnson
LG	67 Chuck Hutchinson	RT	74 Carl Barisich
C	54 Tom DeLeone	RDE	72 Jerry Sherk
	65 John DeMarie	RDT	70 Mack Mitchell
RG	78 Bob McKay	MLB	59 Charlie Hall
	68 Robert E. Jackson	LLB	52 Dick Ambrose
RT	79 Gerry Sullivan	60	Bob Babich
	63 Barry Darrow	RLB	50 John Garlington
TE	81 O. Roan, 89 M. Morin	60	Bob Babich
WR	88 S. Holden, 80 W. Miller	LCB	22 Clarence Scott
QB	15 M. Phipps, 17 B. Sipe	RCB	20 Tony Peters
RB	34 Greg Pruitt	SS	24 P. Athas, 21 V. Green
RB	39 Billy Pritchett	FS	42 N. Craig, 21 V. Green
	37 Hugh McKinnis		

## RADIO ANNOUNCERS:

Gib Shanley, Jim Mueller (WHK 1420 AM)

DATE	RESULT	OPPONENT	ATT
9/21	L, 17-24	at Cincinnati Bengals	52,874
9/28	L, 10-42	Minnesota Vikings	68,064
10/5	L, 6-42	Pittsburgh Steelers	73,595
10/12	L, 10-40	Houston Oilers	46,531
10/19	L, 15-16	at Denver Broncos	52,590
10/26	L, 7-23	Washington Redskins	56,702
11/2	L, 7-21	at Baltimore Colts	35,235
11/9	L, 10-21	at Detroit Lions	75,283
11/16	L, 17-38	at Oakland Raiders	50,461
11/23	W, 35-23	Cincinnati Bengals	56,427
11/30	W, 17-16	New Orleans Saints	44,753
12/7	L, 17-31	at Pittsburgh Steelers	47,962
12/14	W, 40-14	Kansas City Chiefs	44,368
12/21	L, 10-21	at Houston Oilers	43,770

TEAM STATISTICS		BROWNS	OPPONENT
Total First Downs		247	274
Rushing		109	124
Passing		114	125
Penalty		24	25
3rd Down: Made/Att		78/210	96/213
3rd Down Pct.		37.1%	45.1%
Total Net Yards		3,807	4,621
Avg. Per Game		271.9	330.1
Total Plays		915	939
Avg. Per Play		4.2	4.9
Net Yards Rushing		1,850	2,032
Avg. Per Game		132.1	145.1
Total Rushes		440	544
Net Yards Passing		1,957	2,589
Avg. Per Game		139.8	184.9
Sacked/Yards Lost		38/340	34/300
Gross Yards		2,297	2,889
Attempts/Completions		437/220	361/202
Completion Pct.		50.3%	56.0%
Had Intercepted		23	10
Punts/Avg.		82/40.5	73/38.5
Net Punting Avg.		82/34.7	73/34.5
Penalties/Yards Lost		85/851	88/729
Fumbles/Ball Lost		35/14	26/16
Touchdowns		24	48
Rushing		14	21
Passing		7	25
Returns		3	2

SCORE BY PERIODS		1ST	2ND	3RD	4TH	OT	TOT
Browns		32	42	59	85	0	— 218
Opponents		92	119	60	101	0	— 372

SCORING	RU	PA	ST	DF	PAT	2RU	2PA	FG	SAF	TP
Cockroft, Don	0	0	0	0	21/24	0	0	17/23	0	72
Pruitt, Greg	8	1	0	0	0/0	0	0	0/4	0	54
McKinnis, H.	4	1	0	0	0/0	0	0	0/0	0	24
Roan, Oscar	0	3	0	0	0/0	0	0	0/0	0	18
Rucker, Reggie	0	3	0	0	0/0	0	0	0/0	0	18
Miller, Willie	0	0	1	0	0/0	0	0	0/0	0	6
Hall, Charlie	0	0	0	1	0/0	0	0	0/0	0	6
Hill, Jim	0	0	0	1	0/0	0	0	0/0	0	6
Brown, Ken	1	0	0	0	0/0	0	0	0/0	0	6
Miller, Cleo	1	0	0	0	0/0	0	0	0/0	0	6
East, Ron	0	0	0	0	0/0	0	0	0/0	1	2

Browns	14	7	1	2	21/24	0	0	17/23	1	218
Opponents	21	25	2	0	45/48	0	0	13/21	0	372

RUSHING	NO	YDS	AVG	LG	TD
Pruitt, Greg	217	1,067	4.9	50	8
Pritchett, Billy	75	199	2.7	19	0
McKinnis, Hugh	71	259	3.6	14	4
Phipps, Mike	18	70	3.9	12	0
Poole, Larry	17	114	6.7	26	0
Brown, Ken	16	45	2.8	8	1
Sipe, Brian	9	60	6.7	21	0
Hynoski, Henry	7	38	5.4	11	0
Miller, Cleo	6	3	0.5	6	1
Holden, Steve	2	-4	-2.0	0	0
Cureton, Will	1	1	1.0	1	0
Miller, Willie	1	-2	-2.0	-2	0
Browns	440	1,850	4.2	50	14
Opponents	544	2,032	3.7	41	21

RECEIVING	NO	YDS	AVG	LG	TD
Rucker, Reggie	60	770	12.8	40t	3
Pruitt, Greg	44	299	6.8	48	1
Roan, Oscar	41	463	11.3	31	3
Holden, Steve	21	320	15.2	28	0
McKinnis, Hugh	17	155	9.1	20	0
Pritchett, Billy	16	109	6.8	18	0
Miller, Willie	7	57	8.1	17	0
Hynoski, Henry	4	31	7.8	15	0
Brown, Ken	2	23	11.5	17	0
Miller, Cleo	2	20	10.0	10	0
Morin, Bill	1	19	19.0	19	0
Lefear, Billy	1	14	14.0	14	0
Parris, Gary	1	12	12.0	12	0
Poole, Larry	1	5	5.0	5	0
Craig, Neal	1	1	1.0	1	0
Green, Van	1	-1	-1.0	-1	0
Browns	220	2,297	10.4	48	7
Opponents	202	2,889	14.3	75t	25

INTERCEPTIONS	NO	YDS	AVG	LG	TD
Hall, Charlie	2	28	14.0	19	0
Scott, Clarence	2	4	2.0	4	0
Hill, Jim	1	56	56.0	56t	1
Graf, Dave	1	19	19.0	19	0
Pitts, John	1	0	0.0	0	0
Craig, Neal	1	0	0.0	0	0
Green, Van	1	0	0.0	0	0
Peters, Tony	1	0	0.0	0	0
Browns	10	107	10.7	56t	1
Opponents	23	340	14.8	67t	1

PUNTING	NO	YDS	AVG	IN20	TB	LG	BLK
Cockroft, Don	82	3,317	40.5	0	7	67	1
Browns	82	3,317	40.5	0	7	67	1
Opponents	73	2,810	38.5	0	8	57	1

PUNT RETURNS	NO	FC	YDS	AVG	LG	TD
Pruitt, Greg	13	1	130	10.0	30	0
Miller, Willie	10	0	47	4.7	23	0
Athas, Pete	5	2	36	7.2	16	0
Poole, Larry	6	0	35	5.8	11	0
Hynoski, Henry	2	0	16	8.0	9	0
Brown, Eddie	2	0	16	8.0	9	0
Lefear, Billy	1	0	14	14.0	14	0
Green, Van	1	0	0	0.0	0	0
Browns	40	3	294	7.3	30	0
Opponents	45	15	469	10.4	48	0

KICKOFF RETURNS	NO	YDS	AVG	LG	TD
Pruitt, Greg	14	302	21.6	40	0
Lefear, Billy	13	412	31.7	92	0
Hynoski, Henry	8	194	24.3	37	0
Brown, Ken	7	126	18.0	29	0
Brown, Eddie	6	126	21.0	27	0
Athas, Pete	6	95	15.8	23	0
Miller, Willie	4	94	23.5	38	0
Miller, Cleo	3	70	23.3	31	0
McKinnis, Hugh	3	39	13.0	16	0
Poole, Larry	2	65	32.5	40	0
Ambrose, Dick	1	3	3.0	3	0
Browns	67	1,526	22.8	92	0
Opponents	48	1,278	26.6	81t	1

FIELD GOALS	1-19	20-29	30-39	40-49	50+	TOT
Cockroft, Don	1/1	7/9	4/6	5/5	0/2	17/23
Browns	1/1	7/9	4/6	5/5	0/2	17/23
Opponents	0/0	6/8	3/5	3/6	1/2	13/2

PASSING	ATT	CMP	YDS	PCT	AV/AT	TD	TD%	INT	INT%	LG	TKLD	RATING
Phipps, Mike	313	162	1,749	51.8	5.59	4	1.3	19	6.1	48	28/261	47.5
Sipe, Brian	88	45	427	51.1	4.85	1	1.1	3	3.4	22	8/58	54.5
Cureton, Will	32	10	95	31.3	2.97	1	3.1	1	3.1	16	2/21	38.0
Miller, Willie	1	1	26	100.0	26.00	1	100.0	0	0.0	26t	0/0	158.3
Cockroft, Don	2	2	2	100.0	1.00	0	0.0	0	0.0	1	0/0	79.2
Hynoski, Henry	1	0	0	0.0	0.00	0	0.0	0	0.0	0	0/0	39.6
Browns	437	220	2,299	50.3	5.26	7	1.6	23	5.3	48	38/340	49.4
Opponents	361	202	2,889	56.0	8.00	25	6.9	10	2.8	75t	34/300	93.6



1976 (9-5)

COACH: Forrest Gregg

DIVISION FINISH: 3rd AFC Central

1976 USUAL STARTING LINEUPS

OFFENSE		DEFENSE	
WR 42	Paul Warfield	LDE 64	Joe Jones
LT 73	Doug Dieken	LDT 71	Walter Johnson
LG 69	Pete Adams	RDT 72	Jerry Sherk
	65 Henry Sheppard	RDE 70	Mack Mitchell
C 54	Tom DeLeone	74	Mike St. Clair
RG 68	Robert E. Jackson	LLB 59	Charlie Hall
RT 63	Barry Darrow	MLB 60	Bob Babich
TE 81	O. Roan, 84 G. Parris	52	Dick Ambrose
WR 33	Reggie Rucker	RLB 86	Gerald Irons
QB 17	B. Sipe, 15 M. Phipps	LCB 22	Clarence Scott
RB 34	G. Pruitt, 35 L. Poole	RCB 28	R. Bolton, 20 T. Peters
RB 30	C. Miller, 43 M. Pruitt	SS 49	N. Craig, 24 T. Brown
		FS 27	Thom Darden

RADIO ANNOUNCERS:

Gib Shanley, Jim Mueller (WHK 1420 AM)

DATE	RESULT	OPPONENT	ATT
9/12	W, 38-17	New York Jets	67,496
9/19	L, 14-31	at Pittsburgh Steelers	49,169
9/26	L, 13-44	at Denver Broncos	62,775
10/3	L, 24-45	Cincinnati Bengals	75,817
10/10	W, 18-16	Pittsburgh Steelers	76,411
10/17	W, 20-17	at Atlanta Falcons	33,364
10/24	W, 21-17	San Diego Chargers	60,018
10/31	L, 6-21	at Cincinnati Bengals	54,776
11/7	W, 21-7	at Houston Oilers	39,828
11/14	W, 24-3	Philadelphia Eagles	62,120
11/21	W, 24-7	at Tampa Bay Buccaneers	36,930
11/28	W, 17-13	Miami Dolphins	74,715
12/5	W, 13-10	Houston Oilers	56,025
12/12	L, 14-39	at Kansas City Chiefs	34,340

TEAM STATISTICS	BROWNS	OPPONENT
Total First Downs	259	244
Rushing	119	109
Passing	111	111
Penalty	29	24
3rd Down: Made/Att	89/202	76/188
3rd Down Pct.	44.1%	40.4%
Total Net Yards	4,542	3,793
Avg. Per Game	324.4	270.9
Total Plays	925	865
Avg. Per Play	4.9	4.4
Net Yards Rushing	2,295	1,761
Avg. Per Game	163.9	125.8
Total Rushes	533	445
Net Yards Passing	2,247	2,032
Avg. Per Game	160.5	145.1
Sacked/Yards Lost	19/152	30/321
Gross Yards	2,399	2,353
Attempts/Completions	373/209	392/225
Completion Pct.	56.0%	57.4%
Had Intercepted	15	21
Punts/Avg.	66/39.1	71/37.3
Net Punting Avg.	66/31.2	71/32.1
Penalties/Yards Lost	107/1,037	89/711
Fumbles/Ball Lost	46/22	24/11
Touchdowns	32	37
Rushing	9	15
Passing	21	18
Returns	2	4

SCORE BY PERIODS	1ST	2ND	3RD	4TH	OT	TOT
Browns	53	92	56	66	0	— 267
Opponents	62	83	66	76	0	— 287

SCORING	RU	PA	ST	DF	PAT	2RU	2PA	FG	SAF	TP
Cockroft, Don	0	0	0	0	27/30	0	0	15/28	0	72
Rucker, Reggie	0	8	0	0	0/0	0	0	0/0	0	48
Warfield, Paul	0	6	0	0	0/0	0	0	0/0	0	36
Pruitt, Greg	4	1	0	0	0/0	0	0	0/0	0	30
Roan, Oscar	0	4	0	0	0/0	0	0	0/0	0	24
Miller, Cleo	4	0	0	0	0/0	0	0	0/0	0	24
Holden, Steve	0	1	0	0	0/0	0	0	0/0	0	6
Jones, Joe	0	0	0	1	0/0	0	0	0/0	0	6
Poole, Larry	1	0	0	0	0/0	0	0	0/0	0	6

PASSING	ATT	CMP	YDS	PCT	AV/AT
Sipe, Brian	312	178	2,113	57.1	6.77
Phipps, Mike	37	20	146	54.1	3.95
Mays, Dave	20	9	101	45.0	5.05
Pruitt, Greg	3	2	39	66.7	13.00
Cockroft, Don	1	0	0	0.0	0.00
Browns	373	209	2,399	56.0	6.43
Opponents	392	225	2,353	57.4	6.00

Duncan, Brian	0	1	0	0	0/0	0	0	0/0	0	6
Bolton, Ron	0	0	0	1	0/0	0	0	0/0	0	6
Johnson, Walter	0	0	0	0	0/0	0	0	0/0	1	2
Sipe, Brian	0	0	0	0	1/1	0	0	0/0	0	1
Team, Stat	0	0	0	0	0/1	0	0	0/0	0	0
Browns	9	21	0	2	28/32	0	0	15/28	1	267
Opponents	15	18	4	0	32/37	0	0	11/19	0	287

RUSHING	NO	YDS	AVG	LG	TD
Pruitt, Greg	209	1,000	4.8	64	4
Miller, Cleo	153	613	4.0	21	4
Poole, Larry	78	356	4.6	26	1
Pruitt, Mike	52	138	2.7	18	0
Sipe, Brian	18	71	3.9	17	0
Duncan, Brian	11	44	4.0	11	0
Mays, Dave	5	14	2.8	6	0
Phipps, Mike	4	26	6.5	24	0
Rucker, Reggie	2	30	15.0	27	0
Warfield, Paul	1	3	3.0	3	0
Browns	533	2,295	4.3	64	9
Opponents	445	1,761	4.0	59	15

RECEIVING	NO	YDS	AVG	LG	TD
Rucker, Reggie	49	676	13.8	45	8
Pruitt, Greg	45	341	7.6	27	1
Warfield, Paul	38	613	16.1	37t	6
Miller, Cleo	16	145	9.1	38	0
Roan, Oscar	15	174	11.6	23t	4
Poole, Larry	14	70	5.0	21	0
Holden, Steve	8	128	16.0	26t	1
Pruitt, Mike	8	26	3.3	15	0
Duncan, Brian	6	49	8.2	17	1
Logan, Dave	5	104	20.8	52	0
Parris, Gary	5	73	14.6	15	0
Browns	209	2,399	11.5	52	21
Opponents	225	2,353	10.5	69t	18

INTERCEPTIONS	NO	YDS	AVG	LG	TD
Darden, Thom	7	73	10.4	21	0
Scott, Clarence	4	11	2.8	5	0
Bolton, Ron	3	76	25.3	39	1
Babich, Bob	2	29	14.5	21	0
Brown, Terry	1	24	24.0	24	0
Hall, Charlie	1	12	12.0	12	0
Craig, Neal	1	8	8.0	8	0
Irons, Gerald	1	1	1.0	1	0
Sherk, Jerry	1	0	0.0	0	0
Browns	21	234	11.1	39	1
Opponents	15	123	8.2	34	0

PUNTING	NO	YDS	AVG	IN20	TB	LG	BLK
Cockroft, Don	64	2,487	38.9	8	4	51	3
Mays, Dave	2	91	45.5	1	0	54	0
Browns	66	2,578	39.1	9	4	54	3
Opponents	71	2,650	37.3	14	0	59	0

PUNT RETURNS	NO	FC	YDS	AVG	LG	TD
Holden, Steve	31	2	205	6.6	38	0
Feacher, Ricky	14	1	142	10.1	49	0
Miller, Willie	5	0	22	4.4	8	0
Browns	50	3	369	7.4	49	0
Opponents	45	8	517	11.5	73t	2

KICKOFF RETURNS	NO	YDS	AVG	LG	TD
Holden, Steve	19	461	24.3	44	0
Feacher, Ricky	14	311	22.2	33	0
Duncan, Brian	6	145	24.2	27	0
Pruitt, Mike	6	106	17.7	30	0
Poole, Larry	3	62	20.7	21	0
Pruitt, Greg	1	27	27.0	27	0
Miller, Cleo	1	23	23.0	23	0
Jackson, Robert E.	1	16	16.0	16	0
Ambrose, Dick	1	16	16.0	16	0
Graf, Dave	1	15	15.0	15	0
Miller, Willie	1	0	0.0	0	0
Browns	54	1,182	21.9	44	0
Opponents	57	1,347	23.6	97t	1

FIELD GOALS	1-19	20-29	30-39	40-49	50+	TOT
Cockroft, Don	2/2	3/6	5/6	4/11	1/3	15/28
Browns	2/2	3/6	5/6	4/11	1/3	15/28
Opponents	0/0	2/4	4/6	5/9	0/0	11/19

	TD	TD%	INT	INT%	LG	TKLD	RATNG
Sipe, Brian	17	5.4	14	4.5	52	16/142	77.3
Phipps, Mike	3	8.1	0	0.0	23t	1/6	90.6
Mays, Dave	0	0.0	1	5.0	21	2/4	39.8
Pruitt, Greg	1	33.3	0	0.0	29	0/0	149.3
Cockroft, Don	0	0.0	0	0.0	0	0/0	39.6
Browns	21	5.6	15	4.0	52	19/152	77.6
Opponents	18	4.6	21	5.4	69t	32/321	67.9



## 1977 (6-8)

COACH: Forrest Gregg (first 13 games)/Dick Modzelewski (final game)

DIVISION FINISH: 4th AFC Central

## 1977 USUAL STARTING LINEUPS

OFFENSE			DEFENSE		
WR	85	Dave Logan	LDE	64	Joe Jones
	42	Paul Warfield	LDT	66	Earl Edwards
LT	73	Doug Dieken	RDT	78	M. Sims, 72 Jerry Sherk
LG	65	Henry Sheppard	RDE	74	Mike St. Clair
C	54	Tom DeLeone	70	Mack Mitchell	
RG	68	Robert E. Jackson	LLB	59	Charlie Hall
RT	63	Barry Darrow	MLB	52	Dick Ambrose
TE	81	O. Roan, 84 G. Parris	RLB	86	Gerald Irons
WR	33	Reggie Rucker	LCB	22	Clarence Scott
QB	17	Brian Sipe	RCB	21	Oliver Davis
RB	34	Greg Pruitt	SS	20	Tony Peters
RB	30	Cleo Miller	FS	27	Thom Darden

## RADIO ANNOUNCERS:

Gib Shanley, Jim Mueller (WHK 1420 AM)

DATE	RESULT	OPPONENT	ATT
9/18	W, 13-3	at Cincinnati Bengals	52,847
9/26	W, 30-27 (OT)	New England Patriots	76,418
10/2	L, 14-28	Pittsburgh Steelers	80,588
10/9	L, 10-26	Oakland Raiders	80,236
10/16	W, 24-23	at Houston Oilers	47,888
10/23	W, 27-16	at Buffalo Bills	60,905
10/30	W, 44-7	Kansas City Chiefs	60,381
11/6	L, 7-10	Cincinnati Bengals	81,932
11/13	L, 31-35	at Pittsburgh Steelers	47,055
11/20	W, 21-7	at New York Giants	72,576
11/27	L, 0-9	Los Angeles Rams	70,352
12/4	L, 14-37	at San Diego Chargers	37,312
12/11	L, 15-19	Houston Oilers	30,898
12/18	L, 19-20	at Seattle Seahawks	61,583

TEAM STATISTICS	BROWNS	OPPONENT
Total First Downs	271	261
Rushing	119	113
Passing	119	116
Penalty	33	32
3rd Down: Made/Att	76/188	74/186
3rd Down Pct.	40.4%	39.8%
Total Net Yards	4,375	4,115
Avg. Per Game	312.5	293.9
Total Plays	911	889
Avg. Per Play	4.8	4.6
Net Yards Rushing	2,200	2,098
Avg. Per Game	157.1	149.9
Total Rushes	510	524
Net Yards Passing	2,175	2,017
Avg. Per Game	155.4	144.1
Sacked/Yards Lost	24/199	27/281
Gross Yards	2,374	2,298
Attempts/Completions	377/208	340/184
Completion Pct.	55.2%	54.1%
Had Intercepted	31	23
Punts/Avg.	62/39.0	70/37.7
Net Punting Avg.	62/30.0	70/33.1
Penalties/Yards Lost	125/1,046	117/979
Fumbles/Ball Lost	34/22	32/16
Touchdowns	31	32
Rushing	9	14
Passing	19	15
Returns	3	3
Avg. Time Of Possession	30:13	29:47

SCORE BY PERIODS	1ST	2ND	3RD	4TH	OT	TOT
Browns	63	77	40	86	3	269
Opponents	68	100	38	61	0	267

SCORING	RU	PA	ST	DF	PAT	2RU	2PA	FG	SAP	TP
Cockroft, Don	0	0	0	0	30/31	0	0	17/23	0	81
Miller, Cleo	4	1	0	0	0/0	0	0	0/0	0	30
Parris, Gary	0	5	0	0	0/0	0	0	0/0	0	30
Poole, Larry	1	3	0	0	0/0	0	0	0/0	0	24
Pruitt, Greg	3	1	0	0	0/0	0	0	0/0	0	24
Rucker, Reggie	0	2	0	0	0/0	0	0	0/0	0	12
Warfield, Paul	0	2	0	0	0/0	0	0	0/0	0	12
Roan, Oscar	0	2	0	0	0/0	0	0	0/0	0	12
Pruitt, Mike	1	0	0	0	0/0	0	0	0/0	0	6

Luck, Terry	0	1	0	0	0/0	0	0	0/0	0	6
Logan, Dave	0	1	0	0	0/0	0	0	0/0	0	6
Darden, Thom	0	0	0	1	0/0	0	0	0/0	0	6
Scott, C.	0	0	0	1	0/0	0	0	0/0	0	6
Irons, Gerald	0	0	0	1	0/0	0	0	0/0	0	6
Duncan, Brian	0	1	0	0	0/0	0	0	0/0	0	6
Sherk, Jerry	0	0	0	0	0/0	0	0	0/0	1	2
Browns	9	19	0	3	30/31	0	0	0/0	1	269
Opponents	14	15	3	0	27/32	0	0	0/0	1	267

RUSHING	NO	YDS	AVG	LG	TD
Pruitt, Greg	236	1,086	4.6	78t	3
Miller, Cleo	163	756	4.6	38	4
Pruitt, Mike	47	205	4.4	21	1
Poole, Larry	38	118	3.1	12t	1
Sipe, Brian	10	14	1.4	9	0
Duncan, Brian	5	16	3.2	10	0
Mays, Dave	4	2	0.5	2	0
Luck, Terry	3	-2	-0.7	1	0
Rucker, Reggie	2	6	3.0	3	0
Warfield, Paul	1	2	2.0	2	0
Coleman, Greg	1	-3	-3.0	-3	0
Browns	510	2,200	4.3	78t	9
Opponents	524	2,098	4.0	41	14

RECEIVING	NO	YDS	AVG	LG	TD
Miller, Cleo	41	291	7.1	28	1
Pruitt, Greg	37	471	12.7	60	1
Rucker, Reggie	36	565	15.7	40	2
Parris, Gary	21	213	10.1	26t	5
Logan, Dave	19	284	14.9	42	1
Warfield, Paul	18	251	13.9	52t	2
Poole, Larry	17	137	8.1	21	3
Roan, Oscar	13	136	10.5	27	2
Pruitt, Mike	3	12	4.0	6	0
Craig, Reggie	1	5	5.0	5	0
Duncan, Brian	1	5	5.0	5t	1
Luck, Terry	1	4	4.0	4t	1
Browns	208	2,374	11.4	60	19
Opponents	184	2,298	12.5	67t	14

INTERCEPTIONS	NO	YDS	AVG	LG	TD
Darden, Thom	6	107	17.8	49	1
Irons, Gerald	3	99	33.0	53t	1
Scott, Clarence	3	72	24.0	49t	1
Davis, Oliver	3	71	23.7	32	0
Bolton, Ron	3	50	16.7	43	0
Peters, Tony	2	29	14.5	25	0
Hall, Charlie	1	2	2.0	2	0
Jones, Joe	1	0	0.0	0	0
Woolsey, Rolly	1	0	0.0	0	0
Browns	23	430	18.7	53t	3
Opponents	31	343	11.1	53	0

PUNTING	NO	YDS	AVG	IN20	TB	LG	BLK
Coleman, Greg	61	2,389	39.2	21	2	58	0
Cockroft, Don	1	30	30.0	0	1	30	0
Browns	62	2,419	39.0	21	3	58	0
Opponents	70	2,641	37.7	16	5	67	0

PUNT RETURNS	NO	FC	YDS	AVG	LG	TD
Woolsey, Rolly	32	3	290	9.1	44	0
Payton, Edward	3	0	17	5.7	16	0
Feacher, Ricky	2	0	15	7.5	15	0
Craig, Reggie	1	0	0	0.0	0	0
Browns	38	3	322	8.5	44	0
Opponents	31	1	558	18.0	91t	3

KICKOFF RETURNS	NO	YDS	AVG	LG	TD
Duncan, Brian	15	298	19.9	36	0
Feacher, Ricky	11	219	19.9	26	0
Williams, Lawrence	8	199	24.9	32	0
Pruitt, Mike	6	131	21.8	31	0
Ellis, Ken	5	80	16.0	30	0
Payton, Edward	4	91	22.8	34	0
Jackson, Robert E.	1	21	21.0	21	0
Ambrose, Dick	1	20	20.0	20	0
Babich, Bob	1	14	14.0	14	0
Woolsey, Rolly	1	2	2.0	2	0
Browns	53	1,075	20.3	36	0
Opponents	50	986	19.7	45	0

FIELD GOALS	1-19	20-29	30-39	40-49	50+	TOT
Cockroft, Don	0/0	6/6	6/8	5/9	0/0	17/23
Browns	0/0	6/6	6/8	5/9	0/0	17/23
Opponents	1/1	6/6	7/9	2/5	0/1	16/22

PASSING	ATT	CMP	YDS	PCT	AV/AT	TD	TD%	INT	INT%	LG	TKLD	RATING
Sipe, Brian	195	112	1,233	57.4	6.32	9	4.6	14	7.2	52t	16/114	61.8
Mays, Dave	121	67	797	55.4	6.59	6	5.0	10	8.3	60	6/67	57.8
Luck, Terry	50	25	316	50.0	6.32	1	2.0	7	14.0	33	1/8	37.2
Pruitt, Greg	9	4	28	44.4	3.11	3	33.3	0	0.0	13	1/10	91.7
Logan, Dave	2	0	0	0.0	0.00	0	0.0	0	0.0	0	0/0	39.6
Browns	377	208	2,374	55.2	6.30	19	5.0	31	8.2	60	24/199	56.8
Opponents	340	184	2,298	54.1	6.76	15	4.4	23	6.8	67t	31/281	61.9



1978 (8-8)

COACH: Sam Rutigliano

DIVISION FINISH: 3rd AFC Central

1978 USUAL STARTING LINEUPS

OFFENSE			DEFENSE		
WR	85	Dave Logan	LDE	74	Mike St. Clair
LT	73	Doug Dieken	LDT	66	Earl Edwards
LG	65	Henry Sheppard	RDT	72	Jerry Sherk
C	54	Tom DeLeone	RDE	70	M. Mitchell, 64 J. Jones
RG	68	Robert E. Jackson	LOLB	59	Charlie Hall
RT	63	Barry Darrow	MLB	52	Dick Ambrose
TE	82	Ozzie Newsome	ROLB	86	Gerald Irons
WR	33	Reggie Rucker		57	Clay Matthews
QB	17	Brian Sipe	LCB	22	C. Scott, 28 R. Bolton
FB	43	Mike Pruitt	RCB	21	Oliver Davis
	30	Clea Miller	SS	20	Tony Peters
RB	34	Greg Pruitt	FS	27	Thom Darden

RADIO ANNOUNCERS:  
Gib Shanley, Jim Mueller (WHK 1420 AM)

DATE	RESULT	OPPONENT	ATT
9/3	W, 24-7	San Francisco 49ers	68,973
9/10	W, 13-10 (OT)	Cincinnati Bengals	72,691
9/17	W, 24-16	at Atlanta Falcons	56,648
9/24	L, 9-15 (OT)	at Pittsburgh Steelers	49,573
10/1	L, 13-16	Houston Oilers	72,776
10/8	W, 24-16	at New Orleans Saints	50,158
10/15	L, 14-34	Pittsburgh Steelers	81,302
10/22	L, 3-17	at Kansas City Chiefs	41,157
10/29	W, 41-20	Buffalo Bills	51,409
11/5	L, 10-14	at Houston Oilers	45,827
11/12	L, 7-19	Denver Broncos	70,856
11/19	W, 45-24	at Baltimore Colts	45,341
11/26	W, 30-19	Los Angeles Rams	55,158
12/3	L, 24-47	at Seattle Seahawks	62,262
12/10	W, 37-34 (OT)	New York Jets	36,881
12/17	L, 16-48	at Cincinnati Bengals	46,985

TEAM STATISTICS	BROWNS	OPPONENT
Total First Downs	293	329
Rushing	133	117
Passing	130	174
Penalty	30	38
3rd Down: Made/Att	85/217	96/230
3rd Down Pct.	39.2%	41.7%
Total Net Yards	5,347	5,352
Avg. Per Game	334.2	334.5
Total Plays	1,036	1,083
Avg. Per Play	5.2	4.9
Net Yards Rushing	2,488	2,149
Avg. Per Game	155.5	134.3
Total Rushes	559	563
Net Yards Passing	2,859	3,203
Avg. Per Game	178.7	200.2
Sacked/Yards Lost	35/278	31/232
Gross Yards	3,137	3,435
Attempts/Completions	442/236	489/265
Completion Pct.	53.4%	54.2%
Had Intercepted	21	27
Punts/Avg.	79/39.1	82/38.4
Net Punting Avg.	79/34.5	82/34.5
Penalties/Yards Lost	127/1,165	131/1,110
Fumbles/Ball Lost	50/29	35/18
Touchdowns	40	42
Rushing	17	19
Passing	22	20
Returns	1	3
Avg. Time Of Possession	30:06	29:54

SCORE BY PERIODS	1ST	2ND	3RD	4TH	OT	TOT
Browns	50	115	85	78	6	— 334
Opponents	46	99	60	145	6	— 356

SCORING	RU	PA	ST	DF	PAT	ZRU	ZPA	FG	SAF	TP
Cockroft, Don	0	0	0	0	37/40	0	0	19/28	0	94
Rucker, Reggie	0	8	0	0	0/0	0	0	0/0	0	48
Hill, Calvin	1	6	0	0	0/0	0	0	0/0	0	42
Pruitt, Mike	5	0	0	0	0/0	0	0	0/0	0	30

PASSING	ATT	CMP	YDS	PCT	AV/AT	TD	TD%	INT	INT%	LG	TKLD	RATNG
Sipe, Brian	399	222	2,906	55.6	7.28	21	5.3	15	3.8	69t	29/229	80.7
Miller, Mark	39	13	212	33.3	5.44	1	2.6	4	10.3	44	5/47	21.5
Evans, Johnny	1	1	19	100.0	19.00	0	0.0	0	0.0	0	0/0	118.8
Pruitt, Greg	3	0	0	0.0	0.00	0	0.0	2	66.7	0	0/0	0.0
Hill, Calvin	0	0	0	0.0	0.00	0	0.0	0	0.0	0	1/2	39.6
Browns	442	236	3,137	53.4	7.10	22	5.0	21	4.8	69t	35/278	72.9
Opponents	489	265	3,435	54.2	7.02	20	4.1	27	5.5	72t	31/232	67.1

\* Led NFL

Pruitt, Greg	3	2	0	0	0/0	0	0	0/0	0	30
Logan, Dave	0	4	0	0	0/0	0	0	0/0	0	24
Newsome, Ozzie	2	2	0	0	0/0	0	0	0/0	0	24
Sipe, Brian	3	0	0	0	0/0	0	0	0/0	0	18
Miller, Cleo	1	0	0	0	0/0	0	0	0/0	0	6
Collins, Larry	1	0	0	0	0/0	0	0	0/0	0	6
Davis, Oliver	0	0	0	1	0/0	0	0	0/0	0	6
Miller, Mark	1	0	0	0	0/0	0	0	0/0	0	6
Browns	17	22	0	1	37/40	0	0	19/28	0	334
Opponents	19	20	3	0	36/41	0	0	22/29	1	356

RUSHING	NO	YDS	AVG	LG	TD
Pruitt, Greg	176	960	5.5	70t	3
Pruitt, Mike	135	560	4.1	71t	5
Miller, Cleo	89	336	3.8	18	1
Hill, Calvin	80	289	3.6	21	1
Sipe, Brian	28	87	3.1	35	3
Collins, Larry	22	64	2.9	19	1
Newsome, Ozzie	13	96	7.4	33t	2
Miller, Mark	7	63	9.0	17	1
Sullivan, Tom	5	7	1.4	5	0
Rucker, Reggie	2	14	7.0	9	0
Evans, Johnny	2	12	6.0	12	0
Browns	559	2,488	4.5	71t	17
Opponents	563	2,149	3.8	39	19

RECEIVING	NO	YDS	AVG	LG	TD
Rucker, Reggie	43	893	20.8	69t	8
Newsome, Ozzie	38	589	15.5	47	2
Pruitt, Greg	38	292	7.7	26t	2
Logan, Dave	37	585	15.8	44	4
Hill, Calvin	25	334	13.4	53t	6
Miller, Cleo	20	152	7.6	23	0
Pruitt, Mike	20	112	5.6	15	0
Wright, Keith	8	76	9.5	20	0
Feacher, Ricky	4	76	19.0	42	0
Sullivan, Tom	1	20	20.0	20	0
Parris, Gary	1	4	4.0	4	0
Collins, Larry	1	4	4.0	4	0
Browns	236	3,137	13.3	69t	22
Opponents	265	3,435	13.0	72t	20

INTERCEPTIONS	NO	YDS	AVG	LG	TD
Darden, Thom	10*	200	20.0	46	0
Davis, Oliver	6	65	10.8	33	1
Scott, Clarence	3	15	5.0	7	0
Ambrose, Dick	2	46	23.0	39	0
Irons, Gerald	2	9	4.5	9	0
Peters, Tony	2	7	3.5	7	0
Hall, Charlie	1	6	6.0	6	0
Matthews, Clay	1	5	5.0	5	0
Browns	27	353	13.1	46	1
Opponents	21	343	16.3	65	2

PUNTING	NO	YDS	AVG	IN20	TB	LG	BLK
Evans, Johnny	79	3,089	39.1	16	8	65	0
Browns	79	3,089	39.1	16	8	65	0
Opponents	82	3,146	38.4	14	9	56	0

PUNT RETURNS	NO	FC	YDS	AVG	LG	TD
Wright, Keith	37	16	288	7.8	42	0
Newsome, Ozzie	2	1	29	14.5	24	0
Browns	39	17	317	8.1	42	0
Opponents	41	5	366	8.9	39	0

KICKOFF RETURNS	NO	YDS	AVG	LG	TD
Collins, Larry	32	709	22.2	41	0
Wright, Keith	30	789	26.3	86	0
Sullivan, Tom	4	90	22.5	27	0
Rich, Randy	2	43	21.5	24	0
Pruitt, Greg	1	31	31.0	31	0
Jackson, Robert E.	1	19	19.0	19	0
Miller, Cleo	1	15	15.0	15	0
Rucker, Reggie	1	1	1.0	1	0
Browns	72	1,697	23.6	86	0
Opponents	72	1,469	20.4	95t	1

FIELD GOALS	1-19	20-29	30-39	40-49	50+	TOT
Cockroft, Don	1/2	6/7	2/5	10/12	0/2	19/28
Browns	1/2	6/7	2/5	10/12	0/2	19/28
Opponents	2/2	9/9	5/10	6/8	0/0	22/29



## 1979 (9-7)

**COACH:** Sam Rutigliano  
**DIVISION FINISH:** 3rd AFC Central  
**1979 USUAL STARTING LINEUPS**

OFFENSE			DEFENSE		
WR 85	Dave Logan	LDE 77	Lyle Alzado		
LT 73	Doug Dieken	LDLT 78	Mickey Sims		
LG 63	Cody Risien	RDT 72	Jerry Sherk		
C 54	Tom DeLeone	RDE 81	Jack Gregory		
RG 68	Robert E. Jackson	LOLB 59	Charlie Hall		
RT 65	Henry Sheppard	MLB 52	Dick Ambrose		
TE 82	Ozzie Newsome	ROLB 57	Clay Matthews		
WR 33	Reggie Rucker	LCB 28	Ron Bolton		
QB 17	Brian Sipe	RCB 21	Oliver Davis		
FB 43	Mike Pruitt	SS 22	Clarence Scott		
RB 35	C. Hill, 34 G. Pruitt	FS 27	Thom Darden		

**RADIO ANNOUNCERS:**  
 Gib Shanley, Jim Mueller (WHK 1420 AM)

DATE	RESULT	OPPONENT	ATT
9/2	W, 25-22 (OT)	at New York Jets	48,472
9/9	W, 27-24	at Kansas City Chiefs	42,181
9/16	W, 13-10	Baltimore Colts	73,889
9/24	W, 26-7	Dallas Cowboys	80,123
9/30	L, 10-31	at Houston Oilers	48,915
10/7	L, 35-51	Pittsburgh Steelers	81,260
10/14	L, 9-13	Washington Redskins	63,323
10/21	W, 28-27	Cincinnati Bengals	75,119
10/28	W, 38-20	at St. Louis Cardinals	47,845
11/4	W, 24-19	at Philadelphia Eagles	69,019
11/11	L, 24-29	Seattle Seahawks	72,440
11/18	W, 30-24 (OT)	Miami Dolphins	80,374
11/25	L, 30-33 (OT)	at Pittsburgh Steelers	48,773
12/2	W, 14-7	Houston Oilers	69,112
12/9	L, 14-19	at Oakland Raiders	52,641
12/16	L, 12-16	at Cincinnati Bengals	42,183

TEAM STATISTICS	BROWNS	OPPONENT
Total First Downs	350	307
Rushing	125	136
Passing	189	158
Penalty	36	13
3rd Down: Made/Att	99/222	105/240
3rd Down Pct.	44.6%	43.8%
Total Net Yards	5,772	5,650
Avg. Per Game	360.8	353.1
Total Plays	1,092	1,076
Avg. Per Play	5.3	5.3
Net Yards Rushing	2,281	2,604
Avg. Per Game	142.6	162.8
Total Rushes	504	577
Net Yards Passing	3,491	3,046
Avg. Per Game	218.2	190.4
Sacked/Yards Lost	43/347	31/243
Gross Yards	3,838	3,289
Attempts/Completions	545/289	468/271
Completion Pct.	53.0%	57.9%
Had Intercepted	27	16
Punts/Avg.	69/41.2	80/41.4
Net Punting Avg.	69/35.8	80/37.1
Penalties/Yards Lost	82/709	118/1,018
Fumbles/Ball Lost	28/17	39/16
Touchdowns	45	42
Rushing	16	25
Passing	28	14
Returns	1	3
Avg. Time Of Possession	29:29	30:31

SCORE BY PERIODS	1ST	2ND	3RD	4TH	OT	TOT
Browns	91	66	78	115	9	— 359
Opponents	94	81	60	114	3	— 352

SCORING	RU	PA	ST	DF	PAT	2RU	2PA	FG	SAF	TP
Cockroft, Don	0	0	0	0	38/43	0	0	17/29	0	89
Pruitt, Mike	9	2	0	0	0/0	0	0	0/0	0	66
Newsome, O.	0	9	0	0	0/0	0	0	0/0	0	54
Logan, Dave	0	7	0	0	0/0	0	0	0/0	0	42
Rucker, Reggie	0	6	0	0	0/0	0	0	0/0	0	36
Hill, Calvin	1	2	0	0	0/0	0	0	0/0	0	18
Morarity, Pat	2	0	0	0	0/0	0	0	0/0	0	12

PASSING	ATT	CMP	YDS	PCT	AV/AT	TD	TD%	INT	INT%	LG	TKLD	RATING
Sipe, Brian	535	286	3,793	53.5	7.09	28*	5.2	26	4.9	74	43/347	73.4
Miller, Mark	8	2	31	25.0	3.88	0	0.0	1	12.5	17	0/0	3.6
Evans, Johnny	2	1	14	50.0	7.00	0	0.0	0	0.0	14	0/0	72.9
Browns	545	289	3,838	53.0	7.04	28	5.1	27	5.0	74	43/347	72.1
Opponents	468	271	3,289	57.9	7.03	14	3.0	16	3.4	62	31/243	75.3

Sipe, Brian	2	0	0	0	0/0	0	0	0/0	0	12
Feacher, Ricky	0	1	0	0	0/0	0	0	0/0	0	6
Pruitt, Greg	0	1	0	0	0/0	0	0	0/0	0	6
Miller, Cleo	1	0	0	0	0/0	0	0	0/0	0	6
Darden, Thom	0	0	0	1	0/0	0	0	0/0	0	6
Hall, Dino	1	0	0	0	0/0	0	0	0/0	0	6
Team, Stat	0	0	0	0	0/1	0	0	0/0	0	0
Browns	16	28	0	1	38/44	0	0	0	17/29	0 359
Opponents	25	14	3	0	34/42	0	0	0	22/35	0 352

RUSHING	NO	YDS	AVG	LG	TD
Pruitt, Mike	264	1,294	4.9	77t	9
Pruitt, Greg	62	233	3.8	27	0
Hill, Calvin	53	193	3.6	33	1
Sipe, Brian	45	188	4.2	34	2
Miller, Cleo	39	213	5.5	39t	1
Hall, Dino	22	152	6.9	52t	1
Morarity, Pat	14	11	0.8	8	2
Adams, Willis	2	4	2.0	3	0
Newsome, Ozzie	1	6	6.0	6	0
Feacher, Ricky	1	-1	-1.0	-1	0
Miller, Mark	1	-2	-2.0	-2	0
Browns	504	2,291	4.5	77t	16
Opponents	577	2,604	4.5	71t	25

RECEIVING	NO	YDS	AVG	LG	TD
Logan, Dave	59	982	16.6	46	7
Newsome, Ozzie	55	781	14.2	74	9
Rucker, Reggie	43	749	17.4	54	6
Pruitt, Mike	41	372	9.1	50t	2
Hill, Calvin	38	381	10.0	31	2
Miller, Cleo	26	251	9.7	33	0
Pruitt, Greg	14	155	11.1	27	1
Feacher, Ricky	7	103	14.7	25	1
Hall, Dino	2	14	7.0	8	0
Morarity, Pat	1	17	17.0	17	0
Weathers, Curtis	1	14	14.0	14	0
Wright, Keith	1	13	13.0	13	0
Adams, Willis	1	6	6.0	6	0
Browns	289	3,838	13.3	74	28
Opponents	271	3,289	12.1	62	14

INTERCEPTIONS	NO	YDS	AVG	LG	TD
Darden, Thom	5	125	25.0	39t	1
Scott, Clarence	3	56	18.7	29	0
Bolton, Ron	3	20	6.7	13	0
Hall, Charlie	2	14	7.0	11	0
Davis, Oliver	1	33	33.0	33	0
Matthews, Clay	1	30	30.0	30	0
Ambrose, Dick	1	0	0.0	0	0
Browns	16	278	17.4	39t	1
Opponents	27	315	11.7	50	1

PUNTING	NO	YDS	AVG	IN20	TB	LG	BLK
Evans, Johnny	69	2,844	41.2	7	9	59	2
Browns	69	2,844	41.2	7	9	59	2
Opponents	80	3,313	41.4	9	9	61	0

PUNT RETURNS	NO	FC	YDS	AVG	LG	TD
Hall, Dino	29	5	295	10.2	47	0
Wright, Keith	12	6	50	4.2	13	0
Newsome, Ozzie	0	1	0	0.0	0	0
Burrell, Clinton	0	2	0	0.0	0	0
Browns	41	14	345	8.4	47	0
Opponents	45	2	375	8.3	38	0

KICKOFF RETURNS	NO	YDS	AVG	LG	TD
Hall, Dino	50	1,014	20.3	33	0
Wright, Keith	15	402	26.8	45	0
Feacher, Ricky	2	51	25.5	27	0
Rich, Randy	2	10	5.0	6	0
Pruitt, Greg	1	22	22.0	22	0
Jackson, Robert E.	1	18	18.0	18	0
Miller, Cleo	1	14	14.0	14	0
Weathers, Curtis	1	0	0.0	0	0
Miller, Matt	1	0	0.0	0	0
Morarity, Pat	1	0	0.0	0	0
Browns	75	1,531	20.4	45	0
Opponents	70	1,324	18.9	51	0

FIELD GOALS	1-19	20-29	30-39	40-49	50+	TOT
Cockroft, Don	0/0	5/6	8/12	3/8	1/3	17/29
Browns	0/0	5/6	8/12	3/8	1/3	17/29
Opponents	1/2	6/9	9/13	6/11	0/0	22/35

\* Tied NFL Lead



1980 (11-5)

COACH: Sam Rutigliano			
DIVISION FINISH: 1st AFC Central			
1980 USUAL STARTING LINEUPS			
OFFENSE		DEFENSE	
WR 85	Dave Logan	LDE 90	Marshall Harris
LT 73	Doug Dieken	NT 91	Henry Bradley
LG 65	Henry Sheppard	RDE 77	Lyle Alzado
C 54	Tom DeLeone	LOLB 59	Charlie Hall
RG 64	Joe DeLamielleure	LILB 56	Robert L. Jackson
RT 63	Cody Risien	RILB 52	Dick Ambrose
TE 82	Ozzie Newsome	ROLB 57	Clay Matthews
WR 33	Reggie Rucker	LCB 28	Ron Bolton
QB 17	Brian Sipe	RCB 49	Clinton Burrell
FB 43	Mike Pruitt	FS 27	Thom Darden
RB 34	Greg Pruitt	SS 22	Clarence Scott
RADIO ANNOUNCERS: Gib Shanley, Jim Mueller (WHK 1420 AM)			

DATE	RESULT	OPPONENT	ATT
9/7	L, 17-34	at New England Patriots	49,222
9/15	L, 7-16	Houston Oilers	80,243
9/21	W, 20-13	Kansas City Chiefs	63,614
9/28	W, 34-27	at Tampa Bay Buccaneers	65,540
10/5	L, 16-19	Denver Broncos	81,065
10/12	W, 27-3	at Seattle Seahawks	61,366
10/19	W, 26-21	Green Bay Packers	75,548
10/26	W, 27-26	Pittsburgh Steelers	79,095
11/3	W, 27-21	Chicago Bears	83,224
11/9	W, 28-27	at Baltimore Colts	45,369
11/16	L, 13-16	at Pittsburgh Steelers	54,563
11/23	W, 31-7	Cincinnati Bengals	79,253
11/30	W, 17-14	at Houston Oilers	51,514
12/7	W, 17-14	New York Jets	78,454
12/14	L, 23-28	at Minnesota Vikings	42,202
12/21	W, 27-24	at Cincinnati Bengals	50,058
PLAYOFF			
1/4	L 12-14	Oakland Raiders	77,655

TEAM STATISTICS	BROWNS	OPPONENT
Total First Downs	336	340
Rushing	102	105
Passing	207	197
Penalty	27	38
3rd Down: Made/Att	98/207	105/220
3rd Down Pct.	47.3%	47.7%
Total Net Yards	5,588	5,626
Avg. Per Game	349.3	351.6
Total Plays	1,016	1,051
Avg. Per Play	5.5	5.4
Net Yards Rushing	1,673	1,761
Avg. Per Game	104.6	110.1
Total Rushes	436	485
Net Yards Passing	3,915	3,865
Avg. Per Game	244.7	241.6
Sacked/Yards Lost	23/217	31/224
Gross Yards	4,132	4,089
Attempts/Completions	557/338	536/336
Completion Pct.	60.7%	62.7%
Had Intercepted	14	22
Punts/Avg.	66/38.3	63/37.4
Net Punting Avg.	66/34.6	63/34.7
Penalties/Yards Lost	117/1,042	96/766
Fumbles/Ball Lost	24/14	23/10
Touchdowns	45	37
Rushing	15	12
Passing	30	23
Returns	0	2
Avg. Time Of Possession	28:44	31:16

SCORE BY PERIODS	1ST	2ND	3RD	4TH	OT	TOT
Browns	41	134	84	98	0	— 357
Opponents	32	69	109	100	0	— 310

SCORING	RU	PA	ST	DF	PAT	2RU	2PA	FG	SAF	TP
Cockroft, Don	0	0	0	0	39/44	0	0	0	16/26	0 87
Pruitt, Mike	6	0	0	0	0/0	0	0	0	0/0	0 36
Hill, Calvin	0	6	0	0	0/0	0	0	0	0/0	0 36
White, Charles	5	1	0	0	0/0	0	0	0	0/0	0 36

PASSING	ATT	CMP	YDS	PCT	AV/AT	TD	TD%	INT	INT%	LG	TKLD	RATING
Sipe, Brian	554	337	4,132	60.8	7.46	30	5.4	14	2.5	65	23/217	91.4
Cockroft, Don	1	0	0	0.0	0.00	0	0.0	0	0.0	0	0/0	39.6
Browns	555	337	4,132	60.7	7.45	30	5.4	14	2.5	65	23/217	91.2
Opponents	480	306	3,746	63.8	7.80	20	4.2	20	4.2	72	31/218	84.3

Pruitt, Greg	0	5	0	0	0/0	0	0	0/0	0	30
Logan, Dave	0	4	0	0	0/0	0	0	0/0	0	24
Feacher, Ricky	0	4	0	0	0/0	0	0	0/0	0	24
Rucker, Reggie	0	4	0	0	0/0	0	0	0/0	0	24
Wright, Keith	0	3	0	0	0/0	0	0	0/0	0	18
Newsome, Ozzie	0	3	0	0	0/0	0	0	0/0	0	18
Miller, Cleo	3	0	0	0	0/0	0	0	0/0	0	18
Sipe, Brian	1	0	0	0	0/0	0	0	0/0	0	6
Team, Stat	0	0	0	0	0/1	0	0	0/0	0	0
Browns	15	30	0	0	39/45	0	0	0	16/26	0 357
Opponents	12	23	2	0	32/37	0	0	0	18/29	1 310

RUSHING	NO	YDS	AVG	LG	TD
Pruitt, Mike	249	1,034	4.2	56t	6
White, Charles	86	279	3.2	16	5
Pruitt, Greg	40	117	2.9	19	0
Miller, Cleo	28	139	5.0	50	3
Sipe, Brian	20	55	2.8	24	1
McDonald, Paul	3	-2	-0.7	0	0
Evans, Johnny	3	-6	-2.0	0	0
Hall, Dino	2	26	13.0	19	0
Newsome, Ozzie	2	13	6.5	9	0
Adams, Willis	2	7	3.5	15	0
Hill, Calvin	1	11	11.0	11	0
Browns	436	1,673	3.8	56t	15
Opponents	485	1,761	3.6	32	12

RECEIVING	NO	YDS	AVG	LG	TD
Pruitt, Mike	63	471	7.5	28	0
Rucker, Reggie	52	768	14.8	45	4
Logan, Dave	51	822	16.1	65	4
Newsome, Ozzie	51	594	11.6	44	3
Pruitt, Greg	50	444	8.9	43	5
Hill, Calvin	27	383	14.2	50	6
White, Charles	17	153	9.0	31t	1
Feacher, Ricky	10	244	24.4	55t	4
Adams, Willis	8	165	20.6	39	0
Wright, Keith	3	62	20.7	39t	3
Oden, McDonald	3	18	6.0	8	0
Miller, Cleo	2	8	4.0	7	0
Browns	337	4,132	12.3	65	30
Opponents	336	4,089	12.2	72	23

INTERCEPTIONS	NO	YDS	AVG	LG	TD
Bolton, Ron	6	62	10.3	29	0
Burrell, Clinton	5	51	10.2	29	0
Darden, Thom	2	42	21.0	23	0
Jackson, Robert L.	2	15	7.5	9	0
Scott, Clarence	2	14	7.0	9	0
Hall, Charlie	2	3	1.5	3	0
Davis, Oliver	1	70	70.0	47	0
Matthews, Clay	1	6	6.0	6	0
Johnson, Lawrence	1	3	3.0	3	0
Browns	22	266	12.1	47	0
Opponents	14	270	19.3	93t	0

PUNTING	NO	YDS	AVG	IN20	TB	LG	BLK
Evans, Johnny	66	2,530	38.3	12	7	56	0
Browns	66	2,530	38.3	12	7	56	0
Opponents	63	2,356	37.4	16	4	62	0

PUNT RETURNS	NO	FC	YDS	AVG	LG	TD
Wright, Keith	29	4	129	4.4	15	0
Hall, Dino	6	3	41	6.8	14	0
Browns	35	7	170	4.9	15	0
Opponents	38	6	245	6.4	15	0

KICKOFF RETURNS	NO	YDS	AVG	LG	TD
Hall, Dino	32	691	21.6	40	0
Wright, Keith	25	576	23.0	50	0
Miller, Cleo	2	22	11.0	13	0
White, Charles	1	20	20.0	20	0
Jackson, Robert E.	1	0	0.0	0	0
Flint, Judson	1	0	0.0	0	0
Darden, Thom	1	-1	-1.0	-1	0
Browns	63	1,308	20.8	50	0
Opponents	71	1,018	14.3	31	0

FIELD GOALS	1-19	20-29	30-39	40-49	50+	TOT
Cockroft, Don	0/0	6/7	5/7	5/9	0/3	16/26
Browns	0/0	6/7	5/7	5/9	0/3	16/26
Opponents	3/3	7/7	5/11	3/6	0/2	18/29

STAFF

PLAYERS

2018 SEASON

HISTORY

RECORDS

GAME DAY



1981 (5-11)

COACH: Sam Rutigliano																		
DIVISION FINISH: 4th AFC Central																		
1981 USUAL STARTING LINEUPS																		
OFFENSE					DEFENSE													
WR	85	Dave Logan	LDE	90	M. Harris, 97	T. Brown												
LT	73	Doug Dieken	NT	91	Henry Bradley													
LG	68	Robert E. Jackson	RDE	77	Lyle Alzado													
	65	Henry Sheppard	LOLB	50	Don Goode													
C	54	Tom DeLeone	LILB	56	Robert L. Jackson													
	79	Gerry Sullivan	RILB	52	Dick Ambrose													
RG	64	Joe DeLamielleure	ROLB	57	Clay Matthews													
RT	63	Cody Risien	LCB	28	Ron Bolton													
TE	82	Ozzie Newsome	RCB	48	L. Johnson, 29	H. Dixon												
WR	33	Reggie Rucker	SS	22	Clarence Scott													
	83	Ricky Feacher	FS	49	C. Burrell, 27	T. Darden												
QB	17	Brian Sipe																
FB	43	Mike Pruitt																
RB	34	G. Pruitt, 25	C. White															
RADIO ANNOUNCERS:																		
Gib Shanley, Jim Mueller (WHK 1420 AM)																		

DATE	RESULT	OPPONENT	ATT
9/7	L, 14-44	San Diego Chargers	78,904
9/13	L, 3-9	Houston Oilers	79,483
9/20	W, 20-17	at Cincinnati Bengals	52,170
9/27	W, 28-17	Atlanta Falcons	78,283
10/4	L, 16-27	at Los Angeles Rams	63,924
10/11	L, 7-13	at Pittsburgh Steelers	53,255
10/18	W, 20-17	New Orleans Saints	76,059
10/25	W, 42-28	Baltimore Colts	78,986
11/1	L, 13-22	at Buffalo Bills	78,266
11/8	L, 20-23 (OT)	at Denver Broncos	74,859
11/15	W, 15-12	at San Francisco 49ers	52,445
11/22	L, 10-32	Pittsburgh Steelers	77,958
11/29	L, 21-41	Cincinnati Bengals	75,186
12/3	L, 13-17	at Houston Oilers	44,502
12/12	L, 13-14	New York Jets	56,866
12/20	L, 21-42	at Seattle Seahawks	51,435

TEAM STATISTICS	BROWNS	OPPONENT
Total First Downs	364	299
Rushing	131	119
Passing	196	157
Penalty	37	23
3rd Down: Made/Att	92/225	78/212
3rd Down Pct.	40.9%	36.8%
Total Net Yards	5,915	5,394
Avg. Per Game	369.7	337.1
Total Plays	1,138	1,016
Avg. Per Play	5.2	5.3
Net Yards Rushing	1,929	2,078
Avg. Per Game	120.6	129.9
Total Rushes	474	516
Net Yards Passing	3,986	3,289
Avg. Per Game	249.1	205.6
Sacked/Yards Lost	40/353	31/223
Gross Yards	4,339	3,512
Attempts/Completions	624/348	469/275
Completion Pct.	55.8%	58.6%
Had Intercepted	27	15
Punts/Avg.	68/42.4	78/40.7
Net Punting Avg.	68/38.7	78/35.9
Penalties/Yards Lost	109/971	100/870
Fumbles/Ball Lost	38/26	31/20
Touchdowns	32	45
Rushing	11	14
Passing	21	28
Returns	0	3
Avg. Time Of Possession	30:59	29:01

SCORE BY PERIODS	1ST	2ND	3RD	4TH	OT	TOT
Browns	31	109	55	81	0	— 276
Opponents	89	103	82	98	3	— 375

SCORING	RU	PA	ST	DF	PAT	2RU	2PA	FG	SAF	TP
Bahr, Matt	0	0	0	0	22/22	0	0	13/20	0	61
Pruitt, Mike	7	1	0	0	0/0	0	0	0/0	0	48
Newsome, O.	0	6	0	0	0/0	0	0	0/0	0	36

PASSING	ATT	CMP	YDS	PCT	AV/AT
Sipe, Brian	567	313	3,876	55.2	6.84
McDonald, Paul	57	35	463	61.4	8.12
Browns	624	348	4,339	55.8	6.95
Opponents	469	275	3,512	58.6	7.49

Logan, Dave	0	4	0	0	0/0	0	0	0/0	0	24
Pruitt, Greg	0	4	0	0	0/0	0	0	0/0	0	24
Jacobs, Dave	0	0	0	0	9/10	0	0	4/12	0	21
Feacher, Ricky	0	3	0	0	0/0	0	0	0/0	0	18
Hill, Calvin	0	2	0	0	0/0	0	0	0/0	0	12
Miller, Cleo	2	0	0	0	0/0	0	0	0/0	0	12
Rucker, Reggie	0	1	0	0	0/0	0	0	0/0	0	6
White, Charles	1	0	0	0	0/0	0	0	0/0	0	6
Sipe, Brian	1	0	0	0	0/0	0	0	0/0	0	6
Team, Stat	0	0	0	0	0/0	0	0	0/0	1	2
Cox, Steve	0	0	0	0	0/0	0	0	0/1	0	0
Browns	11	21	0	0	31/32	0	0	17/33	1	276
Opponents	14	28	3	0	40/45	0	0	21/34	1	375

RUSHING	NO	YDS	AVG	LG	TD
Pruitt, Mike	247	1,103	4.5	21	7
White, Charles	97	342	3.5	26	1
Miller, Cleo	52	165	3.2	13	2
Sipe, Brian	38	153	4.0	22	1
Pruitt, Greg	31	124	4.0	15	0
Hill, Calvin	4	23	5.8	9	0
Newsome, Ozzie	2	20	10.0	14	0
McDonald, Paul	2	0	0.0	2	0
Feacher, Ricky	1	-1	-1.0	-1	0
Browns	474	1,929	4.1	26	11
Opponents	516	2,078	4.0	79t	14

RECEIVING	NO	YDS	AVG	LG	TD
Newsome, Ozzie	69	1,002	14.5	62	6
Pruitt, Greg	65	636	9.8	33	4
Pruitt, Mike	63	442	7.0	21	1
Logan, Dave	31	497	16.0	40t	4
Feacher, Ricky	29	654	22.6	48	3
Rucker, Reggie	27	532	19.7	49	1
White, Charles	27	219	8.1	21	0
Hill, Calvin	17	150	8.8	23	2
Miller, Cleo	16	139	8.7	17	0
Fulton, Dan	2	38	19.0	27	0
Adams, Willis	1	24	24.0	24	0
Oden, McDonald	1	6	6.0	6	0
Browns	348	4,339	12.5	62	21
Opponents	275	3,512	12.8	60t	28

INTERCEPTIONS	NO	YDS	AVG	LG	TD
Scott, Clarence	4	46	11.5	26	0
Darden, Thom	3	68	22.7	45	0
Flint, Judson	2	33	16.5	33	0
Matthews, Clay	2	14	7.0	8	0
Bolton, Ron	1	3	3.0	3	0
Goode, Don	1	1	1.0	1	0
Logan, Dave	1	0	0.0	0	0
Ambrose, Dick	1	0	0.0	0	0
Browns	15	165	11.0	45	0
Opponents	27	347	12.9	82t	0

PUNTING	NO	YDS	AVG	IN20	TB	LG	BLK
Cox, Steve	68	2,884	42.4	11	12	66	2
Browns	68	2,884	42.4	11	12	66	2
Opponents	78	3,173	40.7	20	6	59	0

PUNT RETURNS	NO	FC	YDS	AVG	LG	TD
Hall, Dino	33	6	248	7.5	40	0
Montgomery, C.	17	0	121	7.1	17	0
Browns	50	6	369	7.4	40	0
Opponents	30	4	253	8.4	34	0

KICKOFF RETURNS	NO	YDS	AVG	LG	TD
Hall, Dino	36	813	22.6	48	0
Montgomery, C.	14	334	23.9	38	0
White, Charles	12	243	20.3	32	0
Pruitt, Greg	3	82	27.3	30	0
Miller, Cleo	3	35	11.7	22	0
Brown, Thomas	2	17	8.5	10	0
Johnson, Eddie	1	7	7.0	7	0
Miller, Matt	1	6	6.0	6	0
Browns	72	1,537	21.3	48	0
Opponents	45	1,156	25.7	88	0

FIELD GOALS	1-19	20-29	30-39	40-49	50+	TOT
Bahr, Matt	3/3	5/5	5/9	0/2	0/1	13/20
Jacobs, Dave	0/0	2/3	2/6	0/1	0/2	4/12
Cox, Steve	0/0	0/0	0/0	0/0	0/1	0/1
Browns	3/3	7/8	7/15	0/3	0/4	17/33
Opponents	1/1	8/12	6/9	5/11	1/1	21/34



1982 (4-5)

COACH: Sam Rutigliano	
CONFERENCE FINISH: 8th American Conference	
1982 USUAL STARTING LINEUPS	
OFFENSE	DEFENSE
WR 85 Dave Logan	LDE 90 Marshall Harris
LT 73 Doug Dieken	NT 91 H. Bradley, 79 B. Golic
LG 68 Robert E. Jackson	RDE 92 Mike Robinson
C 54 Tom DeLeone	99 Keith Baldwin
RG 64 Joe DeLamielleure	LOLB 56 Chip Banks
RT 63 Cody Risien	LILB 50 Tom Cousineau
TE 82 Ozzie Newsome	RILB 52 Dick Ambrose
WR 83 Ricky Feacher	ROLB 57 Clay Matthews
QB 17 Brian Sipe	55 Curtis Weathers
16 Paul McDonald	LCB 28 Ron Bolton
FB 43 Mike Pruitt	48 Lawrence Johnson
RB 25 Charles White	RCB 29 Hanford Dixon
	SS 49 Clinton Burrell
	FS 22 Clarence Scott
RADIO ANNOUNCERS:	
Gib Shanley, Jim Mueller (WHK 1420 AM)	

DATE	RESULT	OPPONENT	ATT
9/12	W, 21-7	at Seattle Seahawks	55,907
9/19	L, 21-24	Philadelphia Eagles	78,830
11/21	W, 10-7	New England Patriots	51,281
11/25	L, 14-31	at Dallas Cowboys	46,267
12/5	L, 13-30	San Diego Chargers	54,064
12/12	L, 10-23	at Cincinnati Bengals	54,305
12/19	W, 10-9	Pittsburgh Steelers	67,139
12/26	W, 20-14	at Houston Oilers	36,559
1/2	L, 21-37	at Pittsburgh Steelers	52,312
		PLAYOFF	
1/8	L, 10-27	at Los Angeles Raiders	56,555

TEAM STATISTICS	BROWNS	OPPONENT
Total First Downs	176	189
Rushing	64	82
Passing	96	94
Penalty	16	13
3rd Down: Made/Att	43/127	52/106
3rd Down Pct.	33.9%	49.1%
4th Down: Made/Att	5/6	3/8
4th Down Pct.	83.3%	37.5%
Total Net Yards	2,708	3,141
Avg. Per Game	300.9	349.0
Total Plays	616	594
Avg. Per Play	4.4	5.3
Net Yards Rushing	873	1,292
Avg. Per Game	97.0	143.6
Total Rushes	256	306
Net Yards Passing	1,845	1,822
Avg. Per Game	205.0	202.4
Sacked/Yards Lost	26/212	22/145
Gross Yards	2,057	1,967
Attempts/Completions	334/174	266/144
Completion Pct.	52.1%	54.1%
Had Intercepted	16	17
Punts/Avg.	48/39.3	40/38.8
Net Punting Avg.	48/34.8	40/35.5
Penalties/Yards Lost	59/461	57/436
Fumbles/Ball Lost	15/8	20/11
Touchdowns	17	23
Rushing	7	13
Passing	9	9
Returns	1	1
Avg. Time Of Possession	30:00	30:00

SCORE BY PERIODS	1ST	2ND	3RD	4TH	OT	TOT
Browns	20	34	24	62	0	— 140
Opponents	28	60	38	56	0	— 182

SCORING	RU	PA	ST	DF	PAT	2RU	2PA	FG	SAF	TP
Bahr, Matt	0	0	0	0	17/17	0	0	7/15	0	38
Feacher, Ricky	0	3	0	0	0/0	0	0	0/0	0	18

PASSING	ATT	CMP	YDS	PCT	AVI/AT	TD	TD%	INT	INT%	LG	TKLD	RATING
Sipe, Brian	185	101	1,064	54.6	5.75	4	2.2	8	4.3	40t	13/117	60.7
McDonald, Paul	149	73	993	49.0	6.66	5	3.4	8	5.4	58t	13/95	59.5
Browns	334	174	2,057	52.1	6.16	9	2.7	16	4.8	58t	26/212	60.2
Opponents	266	144	1,967	54.1	7.39	9	3.4	17	6.4	60	22/145	62.7

Newsome, Ozzie	0	3	0	0	0/0	0	0	0/0	0	18
Pruitt, Mike	3	0	0	0	0/0	0	0	0/0	0	18
White, Charles	3	0	0	0	0/0	0	0	0/0	0	18
Logan, Dave	0	2	0	0	0/0	0	0	0/0	0	12
Burrell, Clinton	0	0	0	1	0/0	0	0	0/0	0	6
Davis, Johnny	1	0	0	0	0/0	0	0	0/0	0	6
Hall, Dino	0	1	0	0	0/0	0	0	0/0	0	6
Cox, Steve	0	0	0	0	0/0	0	0	0/1	0	0
Browns	7	9	0	1	17/17	0	0	7/16	0	140
Opponents	13	9	1	0	21/23	0	0	7/11	1	182
SACKS: C. Banks 5.5, B. Golic 4, M. Robinson 3, C. Burrell 2, E. Franks 2, M. Harris 1.5, K. Baldwin 1, T. Cousineau 1, H. Dixon 1, C. Weathers 1 Browns: 22.0, Opponents: 26.0										

RUSHING	NO	YDS	AVG	LG	TD
Pruitt, Mike	143	516	3.6	17	3
White, Charles	69	259	3.8	18t	3
Miller, Cleo	16	61	3.8	17	0
Sipe, Brian	13	44	3.4	12	0
McDonald, Paul	7	-3	-0.4	10	0
Davis, Johnny	4	3	0.8	2	1
Hall, Dino	2	14	7.0	13	0
Cox, Steve	2	-11	-5.5	0	0
Browns	256	883	3.4	18t	7
Opponents	306	1,292	4.2	34	13

RECEIVING	NO	YDS	AVG	LG	TD
Newsome, Ozzie	49	633	12.9	54	3
White, Charles	34	283	8.3	36	0
Feacher, Ricky	28	408	14.6	46	3
Logan, Dave	23	346	15.0	56t	2
Pruitt, Mike	22	140	6.4	13	0
Walker, Dwight	8	136	17.0	46	0
Hall, Dino	5	78	15.6	31	1
Miller, Cleo	3	20	6.7	11	0
Fulton, Dan	1	9	9.0	9	0
Oden, McDonald	1	4	4.0	4	0
Browns	174	2,057	11.8	56t	9
Opponents	144	1,967	13.7	60	9

INTERCEPTIONS	NO	YDS	AVG	LG	TD
Dixon, Hanford	4	22	5.5	22	0
Johnson, Lawrence	4	17	4.3	17	0
Scott, Clarence	3	29	9.7	24	0
Banks, Chip	1	14	14.0	14	0
Burrell, Clinton	1	14	14.0	14t	1
Cousineau, Tom	1	6	6.0	6	0
Ambrose, Dick	1	0	0.0	0	0
Bolton, Ron	1	0	0.0	0	0
Flint, Judson	1	0	0.0	0	0
Browns	17	102	6.0	24	1
Opponents	16	164	10.3	37	0

PUNTING	NO	YDS	AVG	IN20	TB	LG	BLK
Cox, Steve	48	1,887	39.3	11	6	52	1
Browns	48	1,887	39.3	11	6	52	1
Opponents	40	1,552	38.8	9	2	54	0

PUNT RETURNS	NO	FC	YDS	AVG	LG	TD
Walker, Dwight	19	6	101	5.3	14	0
Hall, Dino	4	0	33	8.3	10	0
Browns	23	6	134	5.8	14	0
Opponents	30	2	216	7.2	24	0

KICKOFF RETURNS	NO	YDS	AVG	LG	TD
Hall, Dino	22	430	19.5	32	0
Walker, Dwight	13	295	22.7	36	0
Nicolas, Scott	2	16	8.0	10	0
Green, David	1	13	13.0	13	0
Browns	38	754	19.8	36	0
Opponents	23	424	18.4	30	0

FIELD GOALS	1-19	20-29	30-39	40-49	50+	TOT
Bahr, Matt	1/1	3/4	1/3	2/7	0/0	7/15
Cox, Steve	0/0	0/0	0/0	0/0	0/1	0/1
Browns	1/1	3/4	1/3	2/7	0/1	7/16
Opponents	0/0	2/2	2/4	3/4	0/1	7/11



## 1983 (9-7)

**COACH:** Sam Rutigliano  
**DIVISION FINISH:** 2nd AFC Central

## 1983 USUAL STARTING LINEUPS

OFFENSE		DEFENSE	
WR 89	Bobby Jones	LDE 96	Reggie Camp
83	Ricky Feacher	NT 79	Bob Golic
LT 73	Doug Dieken	RDE 99	Keith Baldwin
LG 68	Robert E. Jackson	94	Elvis Franks
C 61	Mike Baab	LOLB 56	Chip Banks
RG 64	Joe DeLamielleure	LILB 52	Dick Ambrose
RT 63	Cody Risien	58	Scott Nicolas
TE 82	Ozzie Newsome	RILB 50	Tom Cousineau
WR 85	Dave Logan	ROLB 57	Clay Matthews
80	Willis Adams	LCB 48	Lawrence Johnson
QB 17	Brian Sipe	RCB 29	Hanford Dixon
FB 43	M. Pruitt, 38 J. Davis	SS 49	C. Burrell, 22 C. Scott
RB 30	Boyce Green	FS 21	Mike Whitwell

**RADIO ANNOUNCERS:**  
 Gib Shanley, Jim Mueller (WHK 1420 AM)

DATE	RESULT	OPPONENT	ATT
9/4	L, 21-27	Minnesota Vikings	70,087
9/11	W, 31-26	at Detroit Lions	60,095
9/15	W, 17-7	Cincinnati Bengals	79,700
9/25	W, 30-24 (OT)	at San Diego Chargers	49,482
10/2	L, 9-24	Seattle Seahawks	75,446
10/9	W, 10-7	New York Jets	78,235
10/16	L, 17-44	at Pittsburgh Steelers	59,263
10/23	L, 21-28	at Cincinnati Bengals	50,047
10/30	W, 25-19 (OT)	Houston Oilers	66,955
11/6	L, 21-35	at Green Bay Packers	54,089
11/13	W, 20-0	Tampa Bay Buccaneers	56,091
11/20	W, 30-0	at New England Patriots	40,987
11/27	W, 41-23	Baltimore Colts	65,812
12/4	L, 6-27	at Denver Broncos	70,912
12/11	L, 27-34	at Houston Oilers	29,746
12/18	W, 30-17	Pittsburgh Steelers	72,313

TEAM STATISTICS	BROWNS	OPPONENT
Total First Downs	327	309
Rushing	113	138
Passing	186	155
Penalty	28	16
3rd Down: Made/Att	99/222	82/204
3rd Down Pct.	44.6%	40.2%
4th Down: Made/Att	8/16	4/14
4th Down Pct.	50.0%	28.6%
Total Net Yards	5,583	5,139
Avg. Per Game	348.9	321.2
Total Plays	1,065	1,030
Avg. Per Play	5.2	5.0
Net Yards Rushing	1,922	2,065
Avg. Per Game	120.1	129.1
Total Rushes	465	528
Net Yards Passing	3,661	3,074
Avg. Per Game	228.8	192.1
Sacked/Yards Lost	33/271	33/239
Gross Yards	3,932	3,313
Attempts/Completions	567/324	469/280
Completion Pct.	57.1%	59.7%
Had Intercepted	28	22
Punts/Avg.	70/40.8	73/40.5
Net Punting Avg.	70/36.4	73/36.2
Penalties/Yards Lost	115/988	105/940
Fumbles/Ball Lost	21/10	30/10
Touchdowns	42	42
Rushing	13	15
Passing	27	22
Returns	2	5
Avg. Time Of Possession	30:50	29:10

SCORE BY PERIODS	1ST	2ND	3RD	4TH	OT	TOT
Browns	76	120	82	66	12	356
Opponents	70	125	63	84	0	342

SCORING	RU	PA	ST	DF	PAT	2RU	2PA	FG	SAF	TP
Bahr, Matt	0	0	0	0	38/40	0	0	21/24	0	101
Pruitt, Mike	10	2	0	0	0/0	0	0	0/0	0	72
Newsome, O.	0	6	0	0	0/0	0	0	0/0	0	36
Jones, Bobby	0	4	0	0	0/0	0	0	0/0	0	24
Green, Boyce	3	1	0	0	0/0	0	0	0/0	0	24
Feacher, Ricky	0	3	0	0	0/0	0	0	0/0	0	18

PASSING	ATT	CMP	YDS	PCT	AV/AT
Sipe, Brian	496	291	3,566	58.7	7.19
McDonald, Paul	68	32	351	47.1	5.16
Walker, Dwight	3	1	25	33.3	8.33
Browns	567	324	3,942	57.1	6.95
Opponents	469	280	3,313	59.7	7.06

Holt, Harry	0	3	0	0	0/0	0	0	0/0	0	18
Adams, Willis	0	2	0	0	0/0	0	0	0/0	0	12
Belk, Rocky	0	2	0	0	0/0	0	0	0/0	0	12
Logan, Dave	0	2	0	0	0/0	0	0	0/0	0	12
Walker, Dwight	0	1	0	0	0/0	0	0	0/0	0	6
Banks, Chip	0	0	0	1	0/0	0	0	0/0	0	6
Golic, Bob	0	0	0	1	0/0	0	0	0/0	0	6
Dieken, Doug	0	1	0	0	0/0	0	0	0/0	0	6
Cox, Steve	0	0	0	0	0/0	0	0	1/1	0	3
Browns	13	27	0	2	38/40	0	0	22/25	0	356
Opponents	15	22	5	0	40/42	0	0	16/22	1	342

**SACKS:** C. Matthews 6.0, E. Franks 5.0, R. Camp 4.5, T. Cousineau 4.0, C. Banks 4.0, B. Golic 3.5, D. Puzello 2.0, M. Whitwell 1.0, K. Baldwin 1.0, H. Dixon 1.0 **Browns:** 32.0, **Opponents** 33.0

RUSHING	NO	YDS	AVG	LG	TD
Pruitt, Mike	293	1,184	4.0	27	10
Green, Boyce	104	497	4.8	29	3
Sipe, Brian	26	56	2.2	9	0
Walker, Dwight	19	100	5.3	15	0
Davis, Johnny	13	42	3.2	16	0
McDonald, Paul	3	17	5.7	10	0
Holt, Harry	3	8	2.7	4	0
Jones, Bobby	1	19	19.0	19	0
Adams, Willis	1	2	2.0	2	0
Hall, Dino	1	2	2.0	2	0
Belk, Rocky	1	-5	-5.0	-5	0
Browns	465	1,922	4.1	29	13
Opponents	528	2,065	3.9	40	15

RECEIVING	NO	YDS	AVG	LG	TD
Newsome, Ozzie	89	970	10.9	66t	6
Logan, Dave	37	627	16.9	34	2
Jones, Bobby	36	507	14.1	32t	4
Pruitt, Mike	30	157	5.2	21	2
Holt, Harry	29	420	14.5	48t	3
Walker, Dwight	29	273	9.4	35	1
Green, Boyce	25	167	6.7	33	1
Adams, Willis	20	374	18.7	59	2
Feacher, Ricky	13	217	16.7	42t	3
Belk, Rocky	5	141	28.2	64t	2
Davis, Johnny	5	20	4.0	10	0
Hall, Dino	4	33	8.3	18	0
Dieken, Doug	1	14	14.0	14t	1
Stracka, Tim	1	12	12.0	12	0
Browns	324	3,932	12.1	66t	27
Opponents	280	3,312	11.8	80t	22

INTERCEPTIONS	NO	YDS	AVG	LG	TD
Cousineau, Tom	4	47	11.8	15	0
Banks, Chip	3	95	31.7	65t	1
Whitwell, Mike	3	67	22.3	28	0
Dixon, Hanford	3	41	13.7	35	0
Burrell, Clinton	2	0	0.0	0	0
Johnson, Lawrence	2	0	0.0	0	0
Scott, Clarence	2	0	0.0	0	0
Perry, Rod	1	21	21.0	21	0
Gross, Al	1	18	18.0	18	0
Golic, Bob	1	7	7.0	7t	1
Browns	22	296	13.5	65t	2
Opponents	28	508	18.1	73t	0

PUNTING	NO	YDS	AVG	IN20	TB	LG	BLK
Gossett, Jeff	70	2,854	40.8	17	8	60	0
Browns	70	2,854	40.8	17	8	60	0
Opponents	73	2,954	40.5	18	5	61	0

PUNT RETURNS	NO	FC	YDS	AVG	LG	TD
Hall, Dino	39	12	284	7.3	19	0
Walker, Dwight	3	0	26	8.7	13	0
Browns	42	12	310	7.4	19	0
Opponents	30	10	309	10.3	66	0

KICKOFF RETURNS	NO	YDS	AVG	LG	TD
Walker, Dwight	29	627	21.6	38	0
Green, Boyce	17	350	20.6	30	0
Hall, Dino	11	237	21.5	28	0
Ferguson, Vegas	2	36	18.0	27	0
Nicolas, Scott	2	29	14.5	15	0
Davis, Johnny	1	8	8.0	8	0
Contz, Bill	1	3	3.0	3	0
Browns	63	1,290	20.5	38	0
Opponents	61	1,155	18.9	93t	0

FIELD GOALS	1-19	20-29	30-39	40-49	50+	TOT
Bahr, Matt	1/1	9/9	5/6	6/7	0/1	21/24
Cox, Steve	0/0	0/0	0/0	0/0	1/1	1/1
Browns	1/1	9/9	5/6	6/7	1/2	22/25
Opponents	2/2	5/6	4/6	2/5	1/1	14/20



1984 (5-11)

COACH: Sam Rutigliano (first 8 games)/Marty Schottenheimer (last 8 games)		
DIVISION FINISH: 3rd AFC Central		
1984 USUAL STARTING LINEUPS		
OFFENSE		
WR 83	Ricky Feacher	LDE 96 Reggie Camp
86	Brian Brennan	NT 79 Bob Golic
LT 73	Doug Dieken	RDE 99 Keith Baldwin
LG 68	Robert E. Jackson	LOLB 56 Chip Banks
C 61	Mike Baab	LILB 51 Eddie Johnson
RG 64	Joe DeLamielleure	RILB 50 Tom Cousineau
RT 75	Bill Contz	ROLB 57 Clay Matthews
TE 82	Ozzie Newsome	LCB 48 Lawrence Johnson
WR 84	Durriel Harris	31 Frank Minnifield
86	Brian Brennan	RCB 29 Hanford Dixon
QB 16	Paul McDonald	SS 27 Al Gross
FB 38	Johnny Davis	FS 20 Don Rogers
RB 43	M. Pruitt, 30 B. Green	
RADIO ANNOUNCERS:		
Gib Shanley, Jim Mueller (WHK 1420 AM)		

DATE	RESULT	OPPONENT	ATT
9/3	L, 0-33	at Seattle Seahawks	59,540
9/9	L, 17-20	at Los Angeles Rams	43,043
9/16	L, 14-24	Denver Broncos	61,980
9/23	W, 20-10	Pittsburgh Steelers	77,312
9/30	L, 6-10	at Kansas City Chiefs	40,785
10/7	L, 16-17	New England Patriots	53,036
10/14	L, 20-24	New York Jets	55,673
10/21	L, 9-12	at Cincinnati Bengals	50,667
10/28	L, 14-16	New Orleans Saints	52,489
11/4	W, 13-10	at Buffalo Bills	33,343
11/11	L, 7-41	San Francisco 49ers	60,092
11/18	W, 23-7	at Atlanta Falcons	28,280
11/25	W, 27-10	Houston Oilers	46,077
12/2	L, 17-20 (OT)	Cincinnati Bengals	51,774
12/9	L, 20-23	at Pittsburgh Steelers	55,825
12/16	W, 27-20	at Houston Oilers	33,676

TEAM STATISTICS	BROWNS	OPPONENT
Total First Downs	295	270
Rushing	89	103
Passing	180	145
Penalty	26	22
3rd Down: Made/Att	89/228	86/217
3rd Down Pct.	39.0%	39.6%
4th Down: Made/Att	6/13	4/13
4th Down Pct.	46.2%	30.8%
Total Net Yards	4,828	4,641
Avg. Per Game	301.8	290.1
Total Plays	1,039	995
Avg. Per Play	4.6	4.7
Net Yards Rushing	1,696	1,945
Avg. Per Game	106.0	121.6
Total Rushes	489	494
Net Yards Passing	3,132	2,696
Avg. Per Game	195.8	168.5
Sacked/Yards Lost	55/358	43/353
Gross Yards	3,490	3,049
Attempts/Completions	495/273	458/261
Completion Pct.	55.2%	57.0%
Had Intercepted	23	20
Punts/Avg.	76/42.3	77/40.6
Net Punting Avg.	76/35.8	77/36.4
Penalties/Yards Lost	111/928	108/765
Fumbles/Ball Lost	31/16	34/15
Touchdowns	25	30
Rushing	10	10
Passing	14	15
Returns	1	5
Avg. Time Of Possession	30:52	29:08

SCORE BY PERIODS	1ST	2ND	3RD	4TH	OT	TOT				
Browns	54	81	44	71	0	250				
Opponents	61	97	53	83	3	297				
SCORING	RU	PA	OFF	DF	PAT	2RU	2PA	FG	SAF	TP
Bahr, Matt	0	0	0	0	25/25	0	0	24/32	0	97
Pruitt, Mike	6	0	0	0	0/0	0	0	0/0	0	36
Newsome, O.	0	5	0	0	0/0	0	0	0/0	0	30
Brennan, Brian	0	3	0	0	0/0	0	0	0/0	0	18
Byner, Earnest	2	0	1	0	0/0	0	0	0/0	0	18
Davis, Bruce	0	2	0	0	0/0	0	0	0/0	0	12
Harris, Durriel	0	2	0	0	0/0	0	0	0/0	0	12

PASSING	ATT	CMP	YDS	PCT	AV/AT
McDonald, Paul	493	271	3,472	55.0	7.04
Cox, Steve	1	1	16	100.0	16.00
Flick, Tom	1	1	2	100.0	2.00
Browns	495	273	3,490	55.2	7.05
Opponents	458	261	3,049	57.0	6.66

Feacher, Ricky	0	1	0	0	0/0	0	0	0/0	0	6
Davis, Johnny	1	0	0	0	0/0	0	0	0/0	0	6
Green, Boyce	0	1	0	0	0/0	0	0	0/0	0	6
McDonald, Paul	1	0	0	0	0/0	0	0	0/0	0	6
Cox, Steve	0	0	0	0	0/0	0	0	0/0	0	3
Browns	10	14	1	0	25/25	0	0	25/35	0	250
Opponents	10	15	5	0	30/30	0	0	29/33	0	297

SACKS: R. Camp 14.0, C. Matthews 12.0, K. Baldwin 4.5, C. Hairston 4.0, C. Banks 2.5, D. Puzuzoli 2.0, B. Golic 2.0, E. Franks 1.5, E. Johnson 0.5 Browns: 43.0, Opponents: 55.0

RUSHING	NO	YDS	AVG	LG	TD
Green, Boyce	202	673	3.3	29	0
Pruitt, Mike	163	506	3.1	14	6
Byner, Earnest	72	426	5.9	54	2
White, Charles	24	62	2.6	8	0
McDonald, Paul	22	4	0.2	10	1
Davis, Johnny	3	15	5.0	8	1
Holt, Harry	1	12	12.0	12	0
Davis, Bruce	1	6	6.0	6	0
Walker, Dwight	1	-8	-8.0	-8	0
Browns	489	1,696	3.5	54	10
Opponents	494	1,945	3.9	64	10

RECEIVING	NO	YDS	AVG	LG	TD
Newsome, Ozzie	89	1,001	11.2	52	5
Brennan, Brian	35	455	13.0	52	3
Harris, Durriel	32	512	16.0	43	2
Feacher, Ricky	22	382	17.4	64	1
Adams, Willis	21	261	12.4	24	0
Holt, Harry	20	261	13.1	36	0
Green, Boyce	12	124	10.3	44t	1
Byner, Earnest	11	118	10.7	26	0
Walker, Dwight	10	122	12.2	25	0
Davis, Bruce	7	119	17.0	43	2
Pruitt, Mike	5	29	5.8	9	0
White, Charles	5	29	5.8	17	0
Young, Glen	1	47	47.0	47	0
Bolden, Rickey	1	19	19.0	19	0
Stracka, Tim	1	15	15.0	15	0
McDonald, Paul	1	-4	-4.0	-4	0
Browns	273	3,490	12.8	64	14
Opponents	261	3,049	11.7	61t	15

INTERCEPTIONS	NO	YDS	AVG	LG	TD
Gross, Al	5	103	20.6	47	0
Dixon, Hanford	5	31	6.2	18	0
Cousineau, Tom	2	9	4.5	9	0
Johnson, Eddie	2	3	1.5	3	0
Rogers, Don	1	39	39.0	39	0
Minnifield, Frank	1	26	26.0	26	0
Perry, Rod	1	17	17.0	17	0
Banks, Chip	1	8	8.0	8	0
Johnson, Lawrence	1	0	0.0	0	0
Rockins, Chris	1	0	0.0	0	0
Browns	20	236	11.8	47	0
Opponents	23	518	22.5	85	0

PUNTING	NO	YDS	AVG	IN20	TB	LG	BLK
Cox, Steve	74	3,213	43.4	16	8	69	2
Team, Stat	2	0	0.0	0	0	0	0
Browns	76	3,213	42.3	16	8	69	2
Opponents	77	3,123	40.6	21	7	61	0

PUNT RETURNS	NO	FC	YDS	AVG	LG	TD
Brennan, Brian	25	10	199	8.0	19	0
Harris, Durriel	9	0	73	8.1	13	0
Walker, Dwight	6	3	50	8.3	13	0
Browns	40	13	322	8.1	19	0
Opponents	43	7	489	11.4	42	0

KICKOFF RETURNS	NO	YDS	AVG	LG	TD
Byner, Earnest	22	415	18.9	28	0
Davis, Bruce	18	369	20.5	40	0
Brown, Preston	8	136	17.0	27	0
Young, Glen	5	134	26.8	36	0
White, Charles	5	80	16.0	23	0
Nicolas, Scott	1	12	12.0	12	0
Contz, Bill	1	10	10.0	10	0
Holt, Harry	1	1	1.0	1	0
Browns	61	1,157	19.0	40	0
Opponents	52	1,159	22.3	46	0

FIELD GOALS	1-19	20-29	30-39	40-49	50+	TOT
Bahr, Matt	3/3	12/12	2/7	6/9	1/1	24/32
Cox, Steve	0/0	0/0	0/0	0/0	1/3	1/3
Browns	3/3	12/12	2/7	6/9	2/4	25/35
Opponents	0/0	13/13	7/9	7/9	2/2	29/33

	TD	TD%	INT	INT%	LG	TKLD	RATING
Browns	14	2.8	23	4.7	64	53/345	67.3
Opponents	15	3.3	20	4.6	64	55/358	67.5
						43/353	70.0

STAFF

PLAYERS

2018 SEASON

HISTORY

RECORDS

GAME DAY



1985 (8-8)

COACH: Marty Schottenheimer

DIVISION FINISH: 1st AFC Central

1985 USUAL STARTING LINEUPS

OFFENSE		DEFENSE	
WR 85	Clarence Weathers	LDE 96	Reggie Camp
LT 74	P. Farren, 77 R. Bolden	NT 79	Bob Golic
LG 62	George Lijja	RDE 78	Carl Hairston
C 61	Mike Baab	LOLB 56	Chip Banks
RG 69	D. Fike, 77 R. Bolden	LILB 51	Eddie Johnson
RT 63	Cody Risien	RILB 50	Tom Cousineau
TE 82	Ozzie Newsome	58	Scott Nicolas
WR 86	Brian Brennan	ROLB 57	Clay Matthews
83	Fred Banks	LCB 31	Frank Minnifield
QB 19	Bernie Kosar	RQB 29	Hanford Dixon
18	Gary Danielson	SS 27	Al Gross
FB 34	Kevin Mack	FS 20	Don Rogers
RB 44	Earnest Byner		

RADIO ANNOUNCERS:  
New Chandler, Doug Dieken, Jim Mueller (WHK 1420 AM)

DATE	RESULT	OPPONENT	ATT
9/8	L, 24-27 (OT)	St. Louis Cardinals	62,107
9/16	W, 17-7	Pittsburgh Steelers	79,042
9/22	L, 7-20	at Dallas Cowboys	61,456
9/29	W, 21-7	at San Diego Chargers	52,107
10/6	W, 24-20	New England Patriots	62,139
10/13	W, 21-6	at Houston Oilers	38,386
10/20	L, 20-21	Los Angeles Raiders	77,928
10/27	L, 7-14	Washington Redskins	78,540
11/3	L, 9-10	at Pittsburgh Steelers	51,976
11/10	L, 10-27	at Cincinnati Bengals	57,293
11/17	W, 17-7	Buffalo Bills	50,764
11/24	W, 24-6	Cincinnati Bengals	74,439
12/1	W, 35-33	at New York Giants	66,482
12/8	L, 13-31	at Seattle Seahawks	58,477
12/15	W, 28-21	Houston Oilers	50,793
12/22	L, 10-37	at New York Jets	59,073
PLAYOFF			
1/4	L, 21-24	at Miami Dolphins	75,128

TEAM STATISTICS	BROWNS	OPPONENT
Total First Downs	271	297
Rushing	119	106
Passing	128	172
Penalty	24	19
3rd Down: Made/Att	79/216	83/228
3rd Down Pct.	36.6%	36.4%
4th Down: Made/Att	13/21	7/15
4th Down Pct.	61.9%	46.7%
Total Net Yards	4,921	4,958
Avg. Per Game	307.6	309.9
Total Plays	989	1,050
Avg. Per Play	5.0	4.7
Net Yards Rushing	2,285	1,851
Avg. Per Game	142.8	115.7
Total Rushes	539	497
Net Yards Passing	2,636	3,107
Avg. Per Game	164.8	194.2
Sacked/Yards Lost	36/249	44/353
Gross Yards	2,885	3,460
Attempts/Completions	414/222	509/289
Completion Pct.	53.6%	56.8%
Had Intercepted	13	18
Punts/Avg.	81/40.3	91/42.2
Net Punting Avg.	81/36.5	91/38.1
Penalties/Yards Lost	99/751	102/773
Fumbles/Ball Lost	40/23	28/9
Touchdowns	35	34
Rushing	16	14
Passing	17	18
Returns	2	2
Avg. Time Of Possession	28:52	31:08

SCORE BY PERIODS	1ST	2ND	3RD	4TH	OT	TOT
Browns	44	68	78	97	0	287
Opponents	75	81	50	85	3	294

SCORING	RU	PA	ST	DF	PAT	2RU	2PA	FG	SAF	TP
Bahr, Matt	0	0	0	0	35/35	0	0	14/18	0	77
Byner, Earnest	8	2	0	0	0/0	0	0	0/0	0	60
Mack, Kevin	7	3	0	0	0/0	0	0	0/0	0	60

PASSING	ATT	CMP	YDS	PCT	AV/AT	TD	TD%	INT	INT%	LG	TKLD	RATING
Kosar, Bernie	248	124	1,578	50.0	6.36	8	3.2	7	2.8	68t	19/121	69.3
Danielson, Gary	163	97	1,274	59.5	7.82	8	4.9	6	3.7	72t	17/128	85.3
Brennan, Brian	1	1	33	100.0	33.00	1	100.0	0	0.0	33t	0/0	158.3
Fontenot, Herman	1	0	0	0.0	0.00	0	0.0	0	0.0	0	0/0	39.6
Gossett, Jeff	1	0	0	0.0	0.00	0	0.0	0	0.0	0	0/0	39.6
Browns	414	222	2,885	53.6	6.97	17	4.1	13	3.1	72t	36/249	76.4
Opponents	509	289	3,460	56.8	6.80	18	3.5	18	3.5	54t	44/353	74.8

Newsome, O.	0	5	0	0/0	0	0	0/0	0	30	
Weathers, C.	0	3	0	0/0	0	0	0/0	0	18	
Banks, Fred	0	2	0	0/0	0	0	0/0	0	12	
Brennan, Brian	0	0	1	0/0	0	0	0/0	0	6	
Young, Glen	0	1	0	0/0	0	0	0/0	0	6	
Holt, Harry	0	1	0	0/0	0	0	0/0	0	6	
Gross, Al	0	0	0	1	0/0	0	0/0	0	6	
Kosar, Bernie	1	0	0	0/0	0	0	0/0	0	6	
Browns	16	17	1	1	35/35	0	0	14/18	0	287
Opponents	14	18	2	0	33/34	0	0	19/29	0	294

**SACKS:** C. Banks 11.0, R. Camp 8.5, C. Hairston 7.0, C. Matthews 6.0, B. Golic 3.0, C. Weathers 3.0, T. Cousineau 1.5, K. Baldwin 1.0, S. Clancy 1.0, S. Clancy 1.0, S. Clancy 1.0, C. Rockins 0.5, E. Johnson 0.5 **Browns: 44.0, Opponents: 36.0**

RUSHING	NO	YDS	AVG	LG	TD
Mack, Kevin	222	1,104	5.0	61	7
Byner, Earnest	244	1,002	4.1	36	8
Danielson, Gary	27	126	4.7	28	0
Allen, Greg	8	32	4.0	8	0
Weathers, Clarence	1	18	18.0	18	0
Davis, Johnny	4	9	2.3	5	0
Dickey, Curtis	2	6	3.0	5	0
Baab, Mike	1	0	0.0	0	0
Kosar, Bernie	26	-12	-0.5	10	1
Browns	535	2,285	4.3	61	16
Opponents	497	1,851	3.7	58t	14

RECEIVING	NO	YDS	AVG	LG	TD
Newsome, Ozzie	62	711	11.5	38	5
Byner, Earnest	45	460	10.2	31	2
Brennan, Brian	32	487	15.2	57	0
Mack, Kevin	29	297	10.2	43	3
Weathers, Clarence	16	449	28.1	72t	3
Adams, Willis	10	132	13.2	22	0
Holt, Harry	10	95	9.5	23	1
Young, Glen	5	111	22.2	45t	1
Banks, Fred	5	62	12.4	17t	2
Jefferson, John	3	30	10.0	17	0
Tucker, Travis	2	20	10.0	10	0
Fontenot, Herman	2	19	9.5	17	0
Langhorne, Reggie	1	12	12.0	12	0
Browns	222	2,885	13.0	72t	17
Opponents	289	3,460	12.0	54t	17

INTERCEPTIONS	NO	YDS	AVG	LG	TD
Gross, Al	5	109	21.8	37t	1
Dixon, Hanford	3	65	21.7	37	0
Brazier, Larry	2	40	20.0	40	0
Wright, Felix	2	11	5.5	10	0
Weathers, Curtis	1	9	9.0	9	0
Rockins, Chris	1	8	8.0	8	0
Johnson, Eddie	1	6	6.0	6	0
Minnifield, Frank	1	3	3.0	3	0
Rogers, Don	1	3	3.0	3	0
Cousineau, Tom	1	0	0.0	0	0
Browns	18	254	14.1	40	1
Opponents	13	217	16.7	48t	0

PUNTING	NO	YDS	AVG	IN20	TB	LG	BLK
Gossett, Jeff	81	3,261	40.3	18	8	64	0
Browns	81	3,261	40.3	18	8	64	0
Opponents	91	3,842	42.2	22	16	64	0

PUNT RETURNS	NO	FC	YDS	AVG	LG	TD
Weathers, Clarence	28	4	218	7.8	16	0
Brennan, Brian	19	4	153	8.1	37t	1
Browns	47	8	371	7.9	37t	1
Opponents	36	14	304	8.4	38	0

KICKOFF RETURNS	NO	YDS	AVG	LG	TD
Young, Glen	35	898	25.7	63	0
Fontenot, Herman	8	215	26.9	81	0
Langhorne, Reggie	3	46	15.3	19	0
Green, Boyce	2	20	10.0	13	0
Puzzoli, Dave	2	8	4.0	8	0
Weathers, Clarence	1	17	17.0	17	0
Nicolas, Scott	1	9	9.0	9	0
Allen, Greg	1	4	4.0	4	0
Browns	53	1,217	23.0	81	0
Opponents	51	884	17.3	37	0

FIELD GOALS	1-19	20-29	30-39	40-49	50+	TOT
Bahr, Matt	1/1	2/2	8/9	3/5	0/1	14/18
Browns	1/1	2/2	8/9	3/5	0/1	14/18
Opponents	0/0	5/6	10/14	2/5	2/4	19/29



1986 (12-4)

COACH: Marty Schottenheimer			
DIVISION FINISH: 1st AFC Central			
1986 USUAL STARTING LINEUPS			
OFFENSE		DEFENSE	
WR 84	Webster Slaughter	LDE 96	Reggie Camp
LT 77	R. Bolden, 74 P. Farren	RT 79	Bob Golic
LG 74	P. Farren, 70 L. Williams	RDE 78	Carl Hairston
C 61	Mike Baab	LOLB 56	Chip Banks
RG 69	Dan Fike	LILB 51	Eddie Johnson
RT 63	Cody Risien	RILB 53	Anthony Griggs
TE 82	Ozzie Newsome	ROLB 57	Clay Matthews
WR 88	Reggie Langhorne	LCB 31	Frank Minnifield
QB 19	Bernie Kosar	RCB 29	Hanford Dixon
FB 34	K. Mack, 33 C. Dickey	SS 24	Ray Ellis
RB 44	E. Byner, 33 C. Dickey	FS 37	Chris Rockins
RADIO ANNOUNCERS:			
New Chandler, Doug Dieken, Jim Mueller (WWWE 1100 AM, WDOK 102 FM)			

DATE	RESULT	OPPONENT	ATT
9/7	L, 31-41	at Chicago Bears	66,030
9/14	W, 23-20	at Houston Oilers	46,049
9/18	L, 13-30	Cincinnati Bengals	78,779
9/28	W, 24-21	Detroit Lions	72,029
10/5	W, 27-24	at Pittsburgh Steelers	57,327
10/12	W, 20-7	Kansas City Chiefs	71,278
10/19	L, 14-17	Green Bay Packers	76,438
10/26	W, 23-20	at Minnesota Vikings	59,133
11/2	W, 24-9	at Indianapolis Colts	57,962
11/10	W, 26-16	Miami Dolphins	77,949
11/16	L, 14-27	at Los Angeles Raiders	65,461
11/23	W, 37-31 (OT)	Pittsburgh Steelers	76,452
11/30	W, 13-10 (OT)	Houston Oilers	62,309
12/7	W, 21-17	at Buffalo Bills	42,213
12/14	W, 34-3	at Cincinnati Bengals	58,062
12/21	W, 47-17	San Diego Chargers	68,505

1/3	W, 23-20 (2OT)	New York Jets	78,106
AFC PLAYOFFS			
1/11	L, 20-23 (OT)	Denver Broncos	79,915

TEAM STATISTICS	BROWNS	OPPONENT
Total First Downs	292	312
Rushing	101	114
Passing	165	181
Penalty	26	17
3rd Down: Made/Att	85/222	80/215
3rd Down Pct.	38.3%	37.2%
4th Down: Made/Att	7/14	10/18
4th Down Pct.	50.0%	55.6%
Total Net Yards	5,395	5,269
Avg. Per Game	337.2	329.3
Total Plays	1,049	1,033
Avg. Per Play	5.1	5.1
Net Yards Rushing	1,650	1,982
Avg. Per Game	103.1	123.9
Total Rushes	471	494
Net Yards Passing	3,744	3,287
Avg. Per Game	234.0	205.4
Sacked/Yards Lost	39/274	35/259
Gross Yards	4,018	3,546
Attempts/Completions	538/315	518/291
Completion Pct.	58.6%	56.2%
Had Intercepted	11	18
Punts/Avg.	83/41.2	79/38.4
Net Punting Avg.	83/38.0	79/34.0
Penalties/Yards Lost	99/759	104/807
Fumbles/Ball Lost	33/13	34/18
Touchdowns	45	36
Rushing	20	13
Passing	18	21
Returns	7	2
Avg. Time Of Possession	29:19	30:41

SCORE BY PERIODS	1ST	2ND	3RD	4TH	OT	TOT
Browns	82	102	112	86	9	391
Opponents	54	98	62	96	0	310

SCORING	RU	PA	ST	O/D	PAT	2RU	2PA	FG	SAP	TF
Bahr, Matt	0	0	0	0	30/30	0	0	20/26	0	90
Mack, Kevin	10	0	0	0	0/0	0	0	0/0	0	60
Brennan, Brian	0	6	0	1	0/0	0	0	0/0	0	42

PASSING	ATT	CMP	YDS	PCT	AV/AT
Kosar, Bernie	531	310	3,854	58.4	7.26
Pagel, Mike	3	2	53	66.7	17.67
Fontenot, Herman	1	1	46	100.0	46.00
Brennan, Brian	1	1	35	100.0	35.00
Gossett, Jeff	2	1	30	50.0	15.00
Browns	538	315	4,018	58.6	7.47
Opponents	518	291	3,546	56.2	6.85

Dickey, Curtis	6	0	0	0	0/0	0	0	0/0	0	36
Moseley, Mark	0	0	0	0	13/14	0	0	6/7	0	31
Slaughter, W.	0	4	0	1	0/0	0	0	0/0	0	30
Byner, Earnest	2	2	0	0	0/0	0	0	0/0	0	24
Newsome, Ozzie	0	3	0	0	0/0	0	0	0/0	0	18
Holt, Harry	1	1	0	0	0/0	0	0	0/0	0	12
McNeil, Gerald	0	0	2	0	0/0	0	0	0/0	0	12
Fontenot, H.	1	1	0	0	0/0	0	0	0/0	0	12
Langhorne, R.	0	1	0	0	0/0	0	0	0/0	0	6
Minnifield, F.	0	0	1	0	0/0	0	0	0/0	0	6
Gross, Al	0	0	0	1	0/0	0	0	0/0	0	6
Wright, Felix	0	0	1	0	0/0	0	0	0/0	0	6
Browns	20	18	4	3	43/44	0	0	26/33	0	391
Opponents	13	21	2	0	34/36	0	0	20/29	0	310
SACKS: C. Hairston 9.0, R. Camp 7.0, S. Clancy 6.5, D. Puzzuoli 6.0, C. Banks 4.5, R. Ellis 1.0, C. Matthews 1.0 Browns: 35.0, Opponents: 38.0										

RUSHING	NO	YDS	AVG	LG	TD
Mack, Kevin	174	665	3.8	20	10
Dickey, Curtis	135	523	3.9	47	6
Byner, Earnest	94	277	2.9	37	2
Fontenot, Herman	25	105	4.2	16	1
Kosar, Bernie	24	19	0.8	17	0
Everett, Major	12	43	3.6	8	0
Pagel, Mike	2	0	0.0	0	0
Holt, Harry	1	16	16.0	16	1
McNeil, Gerald	1	12	12.0	12	0
Slaughter, Webster	1	1	1.0	1	0
Langhorne, Reggie	1	-11	-11.0	-11	0
Browns	470	1,650	3.5	47	20
Opponents	494	1,982	4.0	53	13

RECEIVING	NO	YDS	AVG	LG	TD
Brennan, Brian	55	838	15.2	57	6
Fontenot, Herman	47	559	11.9	72	1
Slaughter, Webster	40	577	14.4	47	4
Langhorne, Reggie	39	678	17.4	66	1
Newsome, Ozzie	39	417	10.7	31	3
Byner, Earnest	37	328	8.9	40	2
Mack, Kevin	28	292	10.4	44	0
Dickey, Curtis	10	78	7.8	12	0
Weathers, Clarence	9	100	11.1	16	0
Holt, Harry	4	61	15.3	34	1
Greer, Terry	3	51	17.0	22	0
Tucker, Travis	2	29	14.5	16	0
McNeil, Gerald	1	9	9.0	9	0
Kosar, Bernie	1	1	1.0	1	0
Browns	315	4,018	12.8	72	18
Opponents	291	3,546	12.2	75	21

INTERCEPTIONS	NO	YDS	AVG	LG	TD
Dixon, Hanford	5	35	7.0	19	0
Wright, Felix	3	33	11.0	33	0
Minnifield, Frank	3	20	6.7	20	0
Rockins, Chris	2	41	20.5	24	0
Ellis, Ray	2	12	6.0	7	0
Matthews, Clay	2	12	6.0	8	0
Harper, Mark	1	31	31.0	31	0
Browns	18	184	10.2	33	0
Opponents	11	135	12.3	58	1

PUNTING	NO	YDS	AVG	IN20	TB	LG	BLK
Gossett, Jeff	83	3,423	41.2	21	10	61	0
Browns	83	3,423	41.2	21	10	61	0
Opponents	79	3,033	38.4	13	8	57	1

PUNT RETURNS	NO	FC	YDS	AVG	LG	TD
McNeil, Gerald	40	10	348	8.7	84	1
Slaughter, Webster	1	0	2	2.0	2	0
Browns	41	10	350	8.5	84	1
Opponents	44	11	268	6.1	20	0

KICKOFF RETURNS	NO	YDS	AVG	LG	TD
McNeil, Gerald	47	997	21.2	100	1
Fontenot, Herman	7	99	14.1	19	0
Langhorne, Reggie	4	57	14.3	20	0
Nicolas, Scott	3	28	9.3	13	0
Puzzoli, Dave	1	32	32.0	32	0
Browns	62	1,213	19.6	100	1
Opponents	78	1,476	18.9	91	1

FIELD GOALS	1-19	20-29	30-39	40-49	50+	TOT
Bahr, Matt	4/4	7/9	7/8	1/2	1/3	20/26
Moseley, M.	1/1	2/2	3/3	0/1	0/0	6/7
Browns	5/5	9/11	10/11	1/3	1/3	26/33
Opponents	1/1	6/7	5/5	8/12	0/4	20/29

PASSING	ATT	CMP	YDS	PCT	AV/AT	TD	TD%	INT	INT%	LG	TKLD	RATING
Kosar, Bernie	531	310	3,854	58.4	7.26	17	3.2	10	1.9	72	39/274	83.8
Pagel, Mike	3	2	53	66.7	17.67	0	0.0	0	0.0	45	0/0	109.7
Fontenot, Herman	1	1	46	100.0	46.00	1	100.0	0	0.0	46	0/0	158.3
Brennan, Brian	1	1	35	100.0	35.00	0	0.0	0	0.0	35	0/0	118.8
Gossett, Jeff	2	1	30	50.0	15.00	0	0.0	1	50.0	30	0/0	56.3
Browns	538	315	4,018	58.6	7.47	18	3.3	11	2.0	72	39/274	84.6
Opponents	518	291	3,546	56.2	6.85	21	4.1	18	3.5	75	35/259	76.5



## 1987 (10-5)

COACH: Marty Schottenheimer

DIVISION FINISH: 1st AFC Central

1987 USUAL STARTING LINEUPS

## OFFENSE

WR	88	Reggie Langhorne
LT	74	Paul Farren
LG	70	Larry Williams
C	61	Mike Baab
RG	69	Dan Fike
RT	63	Cody Risien
TE	82	Ozzie Newsome
QB	19	Bernie Kosar
WR	84	Earnester Slaughter
RB	44	Earnest Byner
FB	34	Kevin Mack

## DEFENSE

LDE	91	S. Clancy, 96 R. Camp
NT	79	Bob Golic
RDE	78	Carl Hairston
LOLB	50	Lucius Sanford
LILB	51	Eddie Johnson
RILB	59	Mike Johnson
ROLB	57	Clay Matthews
LCB	31	Frank Minnifield
RCB	29	Hanford Dixon
FS	24	Ray Ellis
SS	22	F. Wright, 27 A. Gross

## RADIO ANNOUNCERS:

Nev Chandler, Doug Dieken, Jim Mueller (WWWE 1100 AM, WDOK 102 FM)

DATE	RESULT	OPPONENT	ATT
9/13	L, 21-28	at New Orleans Saints	59,900
9/20	W, 34-10	Pittsburgh Steelers	79,543
10/4	W, 20-10	at New England Patriots	14,830
10/11	L, 10-15	Houston Oilers	38,927
10/18	W, 34-0	at Cincinnati Bengals	40,349
10/26	W, 30-17	Los Angeles Rams	76,933
11/1	L, 24-27 (OT)	at San Diego Chargers	55,381
11/8	W, 38-3	Atlanta Falcons	71,135
11/15	W, 27-21	Buffalo Bills	78,409
11/22	W, 40-7	at Houston Oilers	51,161
11/29	L, 24-38	at San Francisco 49ers	60,248
12/6	L, 7-9	Indianapolis Colts	70,661
12/13	W, 38-24	Cincinnati Bengals	77,331
12/20	W, 24-17	at Los Angeles Raiders	40,275
12/26	W, 19-13	at Pittsburgh Steelers	56,394
1/9	W, 38-21	AFC PLAYOFFS Indianapolis Colts	78,586
1/17	L, 33-38	AFC CHAMPIONSHIP at Denver Broncos	75,993

TEAM STATISTICS	BROWNS	OPPONENT
Total First Downs	310	251
Rushing	110	86
Passing	171	134
Penalty	29	31
3rd Down: Made/Att	86/204	72/204
3rd Down Pct.	42.2%	35.3%
4th Down: Made/Att	5/11	6/14
4th Down Pct.	45.5%	42.9%
Total Net Yards	5,200	4,269
Avg. Per Game	346.7	284.6
Total Plays	985	902
Avg. Per Play	5.3	4.7
Net Yards Rushing	1,745	1,433
Avg. Per Game	116.3	95.5
Total Rushes	474	401
Net Yards Passing	3,455	2,836
Avg. Per Game	230.3	189.1
Sacked/Yards Lost	29/170	34/257
Gross Yards	3,625	3,093
Attempts/Completions	482/291	467/246
Completion Pct.	60.4%	52.7%
Had Intercepted	12	23
Punts/Avg.	57/37.1	79/38.4
Net Punting Avg.	57/35.4	79/32.3
Penalties/Yards Lost	100/856	120/1,013
Fumbles/Ball Lost	33/17	25/13
Touchdowns	47	26
Rushing	16	7
Passing	27	15
Returns	4	4
Avg. Time Of Possession	31:43	28:17

SCORE BY PERIODS	1ST	2ND	3RD	4TH	OT	TOT
Browns	49	160	106	75	0	390
Opponents	41	56	54	85	3	239

SCORING	RU	PA	ST	DF	PAT	2RU	2PA	FG	SAF	TP
Jaeger, Jeff	0	0	0	0	33/34	0	0	14/22	0	75
Byner, Earnest	8	2	0	0	0/0	0	0	0/0	0	60
Slaughter, W.	0	7	0	0	0/0	0	0	0/0	0	42
Brennan, Brian	0	6	0	0	0/0	0	0	0/0	0	36
Mack, Kevin	5	1	0	0	0/0	0	0	0/0	0	36
Bahr, Matt	0	0	0	0	9/10	0	0	4/5	0	21
Tennell, Derek	0	3	0	0	0/0	0	0	0/0	0	18
Mason, Larry	2	1	0	0	0/0	0	0	0/0	0	18
Kemp, Perry	0	2	0	0	0/0	0	0	0/0	0	12
McNeil, Gerald	0	2	0	0	0/0	0	0	0/0	0	12
Weathers, Cl.	0	2	0	0	0/0	0	0	0/0	0	12
Franco, Brian	0	0	0	0	2/2	0	0	3/4	0	11
Kosar, Bernie	1	0	0	0	0/0	0	0	0/0	0	6
Wright, Felix	0	0	0	1	0/0	0	0	0/0	0	6
Ellis, Ray	0	0	0	1	0/0	0	0	0/0	0	6

PASSING	ATT	CMP	YDS	PCT	AV/AT	TD	TD%	INT	INT%	LG	TKLD	RATING
Kosar, Bernie	389	241	3,033	62.0	7.80	22	5.7	9	2.3	54t	22/129	95.4
Christensen, Jeff	58	24	297	41.4	5.12	1	1.7	3	5.2	34	5/37	42.1
Danielson, Gary	33	25	281	75.8	8.52	4	12.1	0	0.0	23	2/4	140.3
Fontenot, Herman	1	1	14	100.0	14.00	0	0.0	0	0.0	14	0/0	118.8
Jaeger, Jeff	1	0	0	0.0	0.00	0	0.0	0	0.0	0	0/0	39.6
Browns	482	291	3,625	60.4	7.52	27	5.6	12	2.5	54t	29/170	92.0
Opponents	467	246	3,093	52.7	6.62	15	3.2	23	4.9	48t	34/257	63.8

Matthews, C.	0	0	0	1	0/0	0	0	0/0	0	6
Langhorne, R.	0	1	0	0	0/0	0	0	0/0	0	6
Grayson, David	0	0	0	1	0/0	0	0	0/0	0	6
Kelley, Chris	0	0	0	0	1/1	0	0	0/0	0	1
Browns	16	27	0	4	45/47	0	0	21/31	0	390
Opponents	7	15	4	0	26/26	0	0	17/25	3	239

SACKS: C. Hairston 8.0, D. Puzzuoli 5.5, A. Baker 3.5, T. Crawford 3.0, C. Matthews 2.5, S. Clancy 2.0, M. Johnson 2.0, M. Harper 1.0, E. Johnson 1.0, M. Rusinek 1.0

Browns: 34.0, Opponents 28.0

RUSHING	NO	YDS	AVG	LG	TD
Mack, Kevin	201	735	3.7	22t	5
Byner, Earnest	105	432	4.1	21	8
Mason, Larry	56	207	3.7	22	2
Everett, Major	34	95	2.8	16	0
Manoa, Tim	23	116	5.0	36	0
Fontenot, Herman	15	33	2.2	14	0
Kosar, Bernie	15	22	1.5	7	1
Christensen, Jeff	11	41	3.7	15	0
Driver, Stacey	9	31	3.4	16	0
McNeil, Gerald	1	17	17.0	17	0
Verser, David	1	9	9.0	9	0
Davis, Johnny	1	7	7.0	7	0
Katlin, Mike	1	0	0.0	0	0
Danielson, Gary	1	0	0.0	0	0
Browns	474	1,745	3.7	35	16
Opponents	401	1,433	3.6	27t	7

RECEIVING	NO	YDS	AVG	LG	TD
Byner, Earnest	52	552	10.6	37	2
Slaughter, Webster	47	806	17.1	54t	7
Brennan, Brian	43	607	14.1	53t	6
Newsome, Ozzie	34	375	11.0	25	0
Mack, Kevin	32	223	7.0	17	1
Langhorne, Reggie	20	288	14.4	25	1
Kemp, Perry	12	224	18.7	34	2
Weathers, Clarence	11	153	13.9	37t	2
Tennell, Derek	9	102	11.3	24	3
McNeil, Gerald	8	120	15.0	39t	2
Everett, Major	8	41	5.1	10	0
Mason, Larry	5	26	5.2	15	1
Fontenot, Herman	4	40	10.0	25	0
Watson, Remi	2	22	11.0	13	0
Pierce, Steve	2	21	10.5	13	0
Tinsley, Keith	1	17	17.0	17	0
Manoa, Tim	1	8	8.0	8	0
Browns	291	3,625	12.5	54t	27
Opponents	246	3,093	12.6	83t	15

INTERCEPTIONS	NO	YDS	AVG	LG	TD
Wright, Felix	4	152	38.0	68	1
Minnifield, Frank	4	24	6.0	27	0
Matthews, Clay	3	62	20.7	36	1
Dixon, Hanford	3	5	1.7	6	0
Rockins, Chris	2	25	12.5	15	0
Harper, Mark	2	16	8.0	16	0
Horn, Alvin	1	28	28.0	28	0
Johnson, Eddie	1	11	11.0	11	0
Johnson, Mike	1	3	3.0	3	0
Wilson, Troy	1	0	0.0	0	0
Robinson, DeJuan	1	0	0.0	0	0
Hairston, Carl	0	40	0.0	40	0
Browns	23	366	15.9	68	2
Opponents	12	173	14.4	48t	2

PUNTING	NO	YDS	AVG	IN20	TB	LG	BLK
Gossett, Jeff	19	779	41.0	3	4	55	0
Winslow, George	18	616	34.2	5	2	45	0
Walters, Dale	11	400	36.4	2	1	56	0
Johnson, Lee	9	317	35.2	3	1	66	0
Browns	57	2,112	37.1	13	8	66	0
Opponents	79	3,035	38.4	13	8	57	0

PUNT RETURNS	NO	FC	YDS	AVG	LG	TD
McNeil, Gerald	34	9	386	11.4	40	0
Wilson, Troy	10	3	101	10.1	17	0
Browns	44	12	487	11.1	40	0
Opponents	16	10	93	5.8	21	0

KICKOFF RETURNS	NO	YDS	AVG	LG	TD
Young, Glen	18	412	22.9	44	0
McNeil, Gerald	11	205	18.6	33	0
Fontenot, Herman	9	130	14.4	24	0
Tinsley, Keith	2	26	13.0	13	0
Manoa, Tim	2	14	7.0	13	0
Beauford, Clayton	1	22	22.0	12	0
Driver, Stacey	1	16	16.0	16	0
Langhorne, Reggie	1	8	8.0	8	0
Grayson, David	1	6	6.0	6	0
Byner, Earnest	1	2	2.0	2	0
Mason, Larry	1	0	0.0	0	0
Browns	48	841	17.5	44	0
Opponents	72	1,343	18.7	39	0

FIELD GOALS	1-19	20-29	30-39	40-49	50+	TOT.
Jaeger, Jeff	0/0	6/6	3/6	5/9	0/1	14/22
Bahr, Matt	0/0	2/2	2/3	0/0	0/0	4/5
Franco, Brian	0/0	3/3	0/1	0/0	0/0	3/4
Browns	0/0	11/11	5/10	5/9	0/1	21/31
Opponents	0/0	7/8	7/10	3/6	0/1	17/25



1988 (10-6)

COACH: Marty Schottenheimer			
DIVISION FINISH: 2nd AFC Central			
1988 USUAL STARTING LINEUPS			
OFFENSE		DEFENSE	
WR 84	Webster Slaughter	LDE 91	Sam Clancy
85	Clarence Weathers	NT 79	Bob Golic
LT 74	Paul Farren	RDE 78	Carl Hairston
LG 70	Larry Williams	LOLB 56	David Grayson
C 73	Gregg Rakoczy	LILB 59	Mike Johnson
RG 69	Dan Fike	RILB 54	Mike Junkin
RT 63	Cody Risien	51	Eddie Johnson
TE 82	Ozzie Newsome	ROLB 57	Clay Matthews
WR 88	Reggie Langhorne	LCB 31	Frank Minnifield
QB 19	B. Kosar, 10 M. Pagel	RCB 29	Hanford Dixon
12	Don Strock	SS 48	Brian Washington
FB 34	K. Mack, 42 T. Manoa	FS 22	Felix Wright
RB 44	Earnest Byner		
RADIO ANNOUNCERS:			
Nev Chandler, Doug Dieken, Jim Mueller (WWW 1100 AM, WDOK 102 FM)			

DATE	RESULT	OPPONENT	ATT
9/4	W, 6-3	at Kansas City Chiefs	55,654
9/11	L, 3-23	New York Jets	74,434
9/19	W, 23-17	Indianapolis Colts	75,748
9/25	L, 17-24	at Cincinnati Bengals	54,943
10/2	W, 23-9	at Pittsburgh Steelers	56,410
10/9	L, 10-16	Seattle Seahawks	78,605
10/16	W, 19-3	Philadelphia Eagles	78,787
10/23	W, 29-21	at Phoenix Cardinals	61,261
10/30	W, 23-16	Cincinnati Bengals	79,147
11/7	L, 17-24	at Houston Oilers	51,467
11/13	L, 7-30	at Denver Broncos	75,806
11/20	W, 27-7	Pittsburgh Steelers	77,131
11/27	W, 17-13	at Washington Redskins	51,604
12/4	W, 24-21	Dallas Cowboys	77,683
12/12	L, 31-38	at Miami Dolphins	61,884
12/18	W, 28-23	Houston Oilers	74,610

AFC WILD CARD			
12/24	L, 23-24	Houston Oilers	74,977

TEAM STATISTICS	BROWNS	OPPONENT
Total First Downs	294	301
Rushing	93	114
Passing	177	162
Penalty	24	25
3rd Down: Made/Att	32/213	67/197
3rd Down Pct.	43.2%	34.0%
4th Down: Made/Att	4/15	8/17
4th Down Pct.	26.7%	47.1%
Total Net Yards	5,011	4,767
Avg. Per Game	313.2	297.9
Total Plays	1,013	1,009
Avg. Per Play	4.9	4.7
Net Yards Rushing	1,575	1,920
Avg. Per Game	98.4	120.0
Total Rushes	440	498
Net Yards Passing	3,436	2,847
Avg. Per Game	214.8	177.9
Sacked/Yards Lost	36/250	37/255
Gross Yards	3,686	3,102
Attempts/Completions	537/313	474/245
Completion Pct.	58.3%	51.7%
Had Intercepted	17	20
Punts/Avg.	69/39.5	69/39.4
Net Punting Avg.	67/33.9	69/34.7
Penalties/Yards Lost	110/875	100/789
Fumbles/Ball Lost	32/16	23/11
Touchdowns	33	30
Rushing	10	13
Passing	19	13
Returns	4	4
Avg. Time Of Possession	30:49	29:11

SCORE BY PERIODS	1ST	2ND	3RD	4TH	OT	TOT
Browns	46	81	63	114	0	304
Opponents	46	137	44	61	0	288

SCORING	RU	PA	ST	DF	PAT	2RU	2PA	FG	SAF	TP
Bahr, Matt	0	0	0	0	32/33	0	0	0	24/29	0 104
Langhorne, R.	1	7	0	0	0/0	0	0	0	0/0	0 48
Byner, Earnest	3	2	0	0	0/0	0	0	0	0/0	0 30
Slaughter, W.	0	3	0	0	0/0	0	0	0	0/0	0 18
Mack, Kevin	3	0	0	0	0/0	0	0	0	0/0	0 18
Fontenot, H.	0	1	1	0	0/0	0	0	0	0/0	0 12

PASSING	ATT	CMP	YDS	PCT	AV/AT
Kosar, Bernie	259	156	1,890	60.2	7.30
Pagel, Mike	134	71	736	53.0	5.49
Strock, Don	91	55	736	60.4	8.09
Danielson, Gary	52	31	324	59.6	6.23
Fontenot, Herman	1	0	0	0.0	0.00
Browns	537	313	3,686	58.3	6.86
Opponents	474	245	3,102	51.7	6.54

Newsome, O.	0	2	0	0	0/0	0	0	0/0	0 12
Manoa, Tim	2	0	0	0	0/0	0	0	0/0	0 12
Bolden, Rickey	0	1	0	0	0/0	0	0	0/0	0 6
Kosar, Bernie	1	0	0	0	0/0	0	0	0/0	0 6
Minnifield, F.	0	0	1	0	0/0	0	0	0/0	0 6
Washington, B.	0	0	0	1	0/0	0	0	0/0	0 6
Tennell, Derek	0	1	0	0	0/0	0	0	0/0	0 6
Weathers, C.	0	1	0	0	0/0	0	0	0/0	0 6
Brennan, Brian	0	1	0	0	0/0	0	0	0/0	0 6
Perry, M. D.	0	0	0	1	0/0	0	0	0/0	0 6
Buchanan, C.	0	0	0	0	0/0	0	0	0/0	1 2
Browns	10	19	2	2	32/33	0	0	24/29	1 304
Opponents	13	13	4	0	30/30	0	0	26/34	0 288

SACKS: C. Matthews 6.0, M. Perry 6.0, C. Buchanan 5.0, D. Grayson 5.0, S. Clancy 4.5, C. Hairston 3.0, E. Johnson 3.0, M. Jones 1.0, M. Harper 1.0, B. Washington 0.5 Browns: 35.0, Opponents: 36.0

RUSHING	NO	YDS	AVG	LG	TD
Byner, Earnest	157	576	3.7	27t	3
Mack, Kevin	123	485	3.9	65	3
Manoa, Tim	99	389	3.9	34	2
Fontenot, Herman	28	87	3.1	17	0
Kosar, Bernie	12	-1	-0.1	13	1
Strock, Don	6	-2	-0.3	5	0
Danielson, Gary	4	3	0.8	5	0
Pagel, Mike	4	1	0.3	5	0
Baker, Tony	3	19	6.3	13	0
Langhorne, Reggie	2	26	13.0	20t	1
Runager, Max	1	0	0.0	0	0
Bahr, Matt	1	-8	-8.0	-8	0
Browns	440	1,575	3.6	65	10
Opponents	498	1,920	3.9	41t	13

RECEIVING	NO	YDS	AVG	LG	TD
Byner, Earnest	59	576	9.8	39t	2
Langhorne, Reggie	57	780	13.7	77t	7
Brennan, Brian	46	579	12.6	33	1
Newsome, Ozzie	35	343	9.8	28	2
Slaughter, Webster	30	462	15.4	41	3
Weathers, Clarence	29	436	15.0	49	1
Fontenot, Herman	19	170	8.9	15	1
Mack, Kevin	11	87	7.9	25	0
Manoa, Tim	10	54	5.4	9	0
Tennell, Derek	9	88	9.8	26	1
McNeil, Gerald	5	74	14.8	23	0
Young, Glen	2	34	17.0	25	0
Bolden, Rickey	1	3	3.0	3t	1
Browns	313	3,686	11.8	77t	19
Opponents	245	3,102	12.7	54	13

INTERCEPTIONS	NO	YDS	AVG	LG	TD
Wright, Felix	5	126	25.2	53	0
Minnifield, Frank	4	16	4.0	13	0
Washington, Brian	3	104	34.7	75t	1
Johnson, Mike	2	36	18.0	31	0
Dixon, Hanford	2	24	12.0	24	0
Harper, Mark	2	13	6.5	8	0
Johnson, Eddie	2	0	0.0	0	0
Browns	20	319	15.9	75t	1
Opponents	17	190	11.2	36t	2

PUNTING	NO	YDS	AVG	IN20	TB	LG	BLK
Runager, Max	48	1,935	40.3	13	2	52	0
Johnson, Lee	17	643	37.8	6	1	61	0
Team, Stat	2	0	0.0	0	0	0	2
Browns	67	2,578	38.5	19	3	61	2
Opponents	69	2,722	39.4	17	8	62	2

PUNT RETURNS	NO	FC	YDS	AVG	LG	TD
McNeil, Gerald	38	6	315	8.3	32	0
Weathers, C.	2	0	10	5.0	9	0
Browns	40	6	325	8.1	32	0
Opponents	32	11	304	9.5	73t	1

KICKOFF RETURNS	NO	YDS	AVG	LG	TD
Young, Glen	29	635	21.9	34	0
Fontenot, Herman	21	435	20.7	84	0
McNeil, Gerald	2	38	19.0	22	0
Briggs, Stephen	1	27	27.0	27	0
Perry, Michael Dean	1	13	13.0	13	0
Tennell, Derek	1	11	11.0	11	0
Browns	55	1,159	21.1	84	0
Opponents	58	973	16.8	29	0

FIELD GOALS	1-19	20-29	30-39	40-49	50+	TOT
Bahr, Matt	1/1	10/12	8/10	5/6	0/0	24/29
Browns	1/1	10/12	8/10	5/6	0/0	24/29
Opponents	2/2	7/7	12/15	5/7	0/3	26/34

TD	TD%	INT	INT%	LG	TKLD	RATNG
10	3.9	7	2.7	77t	25/172	84.3
3	2.2	4	3.0	28	1/9	64.1
6	6.6	5	5.5	41	4/26	85.2
0	0.0	1	1.9	26	6/43	69.7
0	0.0	0	0.0	0	0/0	39.6
19	3.5	17	3.2	77t	36/250	77.9
13	2.7	20	4.2	54	37/255	64.0



## 1989 (9-6-1)

COACH: Bud Carson

DIVISION FINISH: 1st AFC Central

## 1989 USUAL STARTING LINEUPS

OFFENSE			DEFENSE		
WR 84	Webster Slaughter	LDE 60	Al Baker		
LT 74	Paul Farren	LDT 78	Carl Hairston		
LG 68	Ted Banker	RT 92	Michael Dean Perry		
C 73	Gregg Rakoczy	RDE 97	Robert Banks		
RG 69	D. Fike, 66 T. Jones	LOLB 57	Clay Matthews		
RT 63	Cody Risen	MLB 59	Mike Johnson		
TE 82	Ozzie Newsome	ROLB 56	D. Grayson, 50 V. Walters		
WR 88	Reggie Langhorne	LCB 31	Frank Minnifield		
QB 19	Bernie Kosar	RCB 29	Hanford Dixon		
FB 42	Tim Manoa	SS 22	Felix Wright		
RB 21	Eric Metcalf	FS 30	Thane Gash		

## RADIO ANNOUNCERS:

New Chandler, Doug Dieken, Jim Mueller (WWWE 1100 AM, WDOK 102 FM)

DATE	RESULT	OPPONENT	ATT
9/10	W, 51-0	at Pittsburgh Steelers	57,928
9/17	W, 38-24	New York Jets	73,516
9/25	L, 14-21	at Cincinnati Bengals	55,596
10/1	W, 16-13	Denver Broncos	78,637
10/8	L, 10-13 (OT)	at Miami Dolphins	58,444
10/15	L, 7-17	Pittsburgh Steelers	78,840
10/23	W, 27-7	Chicago Bears	78,722
10/29	W, 28-17	Houston Oilers	78,765
11/5	W, 42-31	at Tampa Bay Buccaneers	69,162
11/12	W, 17-7	at Seattle Seahawks	58,978
11/19	T, 10-10 (OT)	Kansas City Chiefs	77,922
11/23	L, 10-13	at Detroit Lions	65,624
12/3	L, 0-21	Cincinnati Bengals	76,236
12/10	L, 17-23 (OT)	at Indianapolis Colts	58,550
12/17	W, 23-17 (OT)	Minnesota Vikings	70,777
12/23	W, 24-20	at Houston Oilers	58,852

## AFC PLAYOFFS

1/6	W, 34-30	Buffalo Bills	77,706
1/14	L, 21-37	at Denver Broncos	76,046

## AFC CHAMPIONSHIP

TEAM STATISTICS		BROWNS	OPPONENT
Total First Downs		285	276
Rushing		101	93
Passing		161	161
Penalty		23	22
3rd Down: Made/Att		82/213	82/230
3rd Down Pct.		38.5%	35.7%
4th Down: Made/Att		1/9	10/16
4th Down Pct.		11.1%	62.5%
Total Net Yards		5,042	4,831
Avg. Per Game		315.1	301.9
Total Plays		1,011	1,031
Avg. Per Play		5.0	4.7
Net Yards Rushing		1,609	1,670
Avg. Per Game		100.6	104.4
Total Rushes		448	446
Net Yards Passing		3,433	3,161
Avg. Per Game		214.6	197.6
Sacked/Yards Lost		34/192	45/359
Gross Yards		3,625	3,520
Attempts/Completions		529/309	540/269
Completion Pct.		58.4%	49.8%
Had Intercepted		15	27
Punts/Avg.		97/39.4	94/40.4
Net Punting Avg.		97/35.0	94/35.1
Penalties/Yards Lost		128/973	122/985
Fumbles/Ball Lost		23/15	32/11
Touchdowns		41	30
Rushing		14	8
Passing		20	20
Returns		7	2
Avg. Time Of Possession		30:26	29:34

SCORE BY PERIODS	1ST	2ND	3RD	4TH	OT	TOT
Browns	48	112	104	64	6	334
Opponents	34	67	82	62	9	254

SCORING	RU	PA	ST	DF	PAT	ZRU	2PA	FG	SAF	TP
Bahr, Matt	0	0	0	0	40/40	0	0	16/24	0	88
Metcalf, Eric	6	4	0	0	0/0	0	0	0/0	0	60
Slaughter, W.	0	6	0	0	0/0	0	0	0/0	0	36
Manoa, Tim	3	2	0	0	0/0	0	0	0/0	0	30
Tillman, L.	0	2	1	0	0/0	0	0	0/0	0	18
Langhorne, R.	0	2	0	0	0/0	0	0	0/0	0	12
Grayson, David	0	0	0	2	0/0	0	0	0/0	0	12
Gash, Thane	0	0	0	2	0/0	0	0	0/0	0	12

PASSING	ATT	CMP	YDS	PCT	AV/AT	TD	TD%	INT	INT%	LG	TKLD	RATING
Kosar, Bernie	513	303	3,533	59.1	6.89	18	3.5	14	2.7	97t	34/192	80.3
Pagel, Mike	14	5	60	35.7	4.29	1	7.1	1	7.1	18	0/0	43.8
Metcalf, Eric	2	1	32	50.0	16.00	1	50.0	0	0.0	32t	0/0	135.4
Browns	529	309	3,625	58.4	6.85	20	3.8	15	2.8	97t	34/192	80.1
Opponents	540	269	3,520	49.8	6.52	20	3.7	27	5.0	68	45/359	62.3

\* Led NFL

Kosar, Bernie	1	0	0	0	0/0	0	0	0/0	0	6
Wright, Felix	0	0	0	1	0/0	0	0	0/0	0	6
Jones, Keith	1	0	0	0	0/0	0	0	0/0	0	6
Oliphant, Mike	1	0	0	0	0/0	0	0	0/0	0	6
Mack, Kevin	1	0	0	0	0/0	0	0	0/0	0	6
Walters, Van	0	1	0	0	0/0	0	0	0/0	0	6
Matthews, C.	0	0	0	1	0/0	0	0	0/0	0	6
Tennell, Derek	0	1	0	0	0/0	0	0	0/0	0	6
Newsome, O.	0	1	0	0	0/0	0	0	0/0	0	6
Middleton, Ron	0	1	0	0	0/0	0	0	0/0	0	6
Redden, Barry	1	0	0	0	0/0	0	0	0/0	0	6
Browns	14	20	1	6	40/40	0	0	16/24	0	334
Opponents	8	20	2	0	29/29	0	0	15/28	0	254

**SACKS:** A.Baker 7.5, M.Perry 7.0, C.Hairston 6.5, R.Banks 4.0, A.Blaylock 4.0, C.Matthews 4.0, A.Stewart 3.0, T.Gash 2.0, T.Gibson 2.0, D.Grayson 1.0, M.Harper 1.0, M.Johnson 1.0, C.Charlton 1.0, C.Pike 1.0  
**Browns: 45.0, Opponents: 34.0**

RUSHING	NO	YDS	AVG	LG	TD
Metcalf, Eric	187	633	3.4	43t	6
Manoa, Tim	87	289	3.3	22	3
Jones, Keith	43	160	3.7	15	1
Redden, Barry	40	180	4.5	38t	1
Mack, Kevin	37	130	3.5	12	1
Kosar, Bernie	30	70	2.3	23	1
Oliphant, Mike	15	97	6.5	21t	1
Langhorne, Reggie	5	19	3.8	18	0
McNeil, Gerald	2	32	16.0	18	0
Pagel, Mike	2	-1	-0.5	4	0
Browns	448	1,609	3.6	43t	14
Opponents	446	1,670	3.7	39t	8

RECEIVING	NO	YDS	AVG	LG	TD
Slaughter, Webster	65	1,236	19.0	97t	6
Langhorne, Reggie	60	749	12.5	62t	2
Metcalf, Eric	54	397	7.4	68t	4
Newsome, Ozzie	29	324	11.2	31	1
Brennan, Brian	28	289	10.3	38	0
Manoa, Tim	27	241	8.9	32	2
Jones, Keith	15	126	8.4	36	0
McNeil, Gerald	10	114	11.4	32	0
Tillman, Lawver	6	70	11.7	19	2
Redden, Barry	6	34	5.7	8	0
Oliphant, Mike	3	22	7.3	9	0
Mack, Kevin	2	7	3.5	4	0
Walters, Van	1	14	14.0	14t	1
Middleton, Ron	1	5	5.0	5t	1
Tennell, Derek	1	4	4.0	4t	1
Kosar, Bernie	1	-7	-7.0	0	0
Browns	309	3,625	11.7	97t	20
Opponents	269	3,520	13.1	68	20

INTERCEPTIONS	NO	YDS	AVG	LG	TD
Wright, Felix	9*	91	10.1	27t	1
Gash, Thane	3	65	21.7	36t	2
Johnson, Mike	3	43	14.3	23	0
Minnifield, Frank	3	29	9.7	25	0
Harper, Mark	3	8	2.7	8	0
Grayson, David	2	25	12.5	14t	1
Matthews, Clay	1	25	25.0	25	0
Kramer, Kyle	1	12	12.0	12	0
Dixon, Hanford	1	2	2.0	2	0
Lyons, Robert	1	0	0.0	0	0
Browns	27	300	11.1	36t	4
Opponents	15	306	20.4	77	1

PUNTING	NO	YDS	AVG	IN20	TB	LG	BLK
Wagner, Bryan	97	3,817	39.4	32	6	60	0
Browns	97	3,817	39.4	32	6	60	0
Opponents	94	3,797	40.4	20	8	57	1

PUNT RETURNS	NO	FC	YDS	AVG	LG	TD
McNeil, Gerald	49	15	496	10.1	49	0
Browns	49	15	496	10.1	49	0
Opponents	49	13	418	8.5	27	0

KICKOFF RETURNS	NO	YDS	AVG	LG	TD
Metcalf, Eric	31	718	23.2	49	0
Oliphant, Mike	5	69	13.8	28	0
McNeil, Gerald	4	61	15.3	21	0
Jones, Keith	4	42	10.5	25	0
Briggs, Stephen	2	20	10.0	18	0
Redden, Barry	2	2	1.0	2	0
Joines, Vernon	1	12	12.0	12	0
Johnson, Eddie	1	8	8.0	8	0
Browns	50	932	18.6	49	0
Opponents	58	1,175	20.3	73	0

FIELD GOALS	1-19	20-29	30-39	40-49	50+	TOT
Bahr, Matt	0/0	5/5	6/8	4/9	1/2	16/24
Browns	0/0	5/5	6/8	4/9	1/2	16/24
Opponents	0/0	3/3	7/9	4/14	1/2	15/28



1990 (3-13)

COACH: Bud Carson (first 9 games)/Jim Shofner (final 7 games)			
DIVISION FINISH: 4th AFC Central			
1990 USUAL STARTING LINEUPS			
OFFENSE		DEFENSE	
WR 84	Webster Slaughter	LDE 60	A. Baker, 90 R. Burnett
LT 74	Paul Farren	LDT 75	C. Pike, 71 T. Gibson
LG 65	Ralph Tamme	RDT 92	Michael Dean Perry
C 61	Mike Baab	RDE 97	R. Banks, 98 A. Pleasant
RG 73	Gregg Rakoczy	LOLB 57	Clay Matthews
RT 66	Tony Jones	MLB 59	Mike Johnson
TE 82	Ozzie Newsome	ROLB 50	Van Walters
WR 88	Reggie Langhorne	56	David Grayson
86	Brian Brennan	LCB 24	Anthony Blaylock
QB 19	B. Kosar, 10 M. Pagel	31	Frank Minnifield
FB 34	K. Mack, 33 L. Hoard	RCB 26	Raymond Clayborn
RB 21	Eric Metcalf	SS 22	Felix Wright
		FS 30	Thane Gash
RADIO ANNOUNCERS:			
New Chandler, Doug Dieken, Jim Mueller (WHK 1420 AM, WWMs 100.7 FM)			

DATE	RESULT	OPPONENT	ATT
9/9	W, 13-3	Pittsburgh Steelers	78,298
9/16	L, 21-24	at New York Jets	67,354
9/23	L, 14-24	San Diego Chargers	77,429
9/30	L, 0-34	at Kansas City Chiefs	75,462
10/8	W, 30-29	at Denver Broncos	74,814
10/14	L, 20-25	at New Orleans Saints	68,608
10/22	L, 13-34	Cincinnati Bengals	78,567
10/28	L, 17-20	at San Francisco 49ers	63,672
11/4	L, 0-42	Buffalo Bills	78,331
11/18	L, 23-35	Houston Oilers	76,726
11/25	L, 13-30	Miami Dolphins	70,225
12/2	L, 23-38	Los Angeles Rams	61,981
12/9	L, 14-58	at Houston Oilers	54,469
12/16	W, 13-10	Atlanta Falcons	46,536
12/23	L, 0-35	at Pittsburgh Steelers	51,665
12/30	L, 14-21	at Cincinnati Bengals	60,041

TEAM STATISTICS	BROWNS	OPPONENT
Total First Downs	259	314
Rushing	74	117
Passing	167	169
Penalty	18	28
3rd Down: Made/Att	81/207	104/211
3rd Down Pct.	39.1%	49.3%
4th Down: Made/Att	7/19	2/3
4th Down Pct.	36.8%	66.7%
Total Net Yards	4,367	5,190
Avg. Per Game	272.9	324.4
Total Plays	960	987
Avg. Per Play	4.5	5.3
Net Yards Rushing	1,220	2,105
Avg. Per Game	76.3	131.6
Total Rushes	345	511
Net Yards Passing	3,147	3,085
Avg. Per Game	196.7	192.8
Sacked/Yards Lost	42/260	32/211
Gross Yards	3,407	3,296
Attempts/Completions	573/301	444/253
Completion Pct.	52.5%	57.0%
Had Intercepted	23	13
Punts/Avg.	78/36.9	68/38.1
Net Punting Avg.	78/31.5	68/35.0
Penalties/Yards Lost	122/922	95/684
Fumbles/Ball Lost	37/23	24/9
Touchdowns	27	59
Rushing	10	21
Passing	13	32
Returns	4	6
Avg. Time Of Possession	27:11	32:49

SCORE BY PERIODS	1ST	2ND	3RD	4TH	OT	TOT
Browns	32	57	71	68	0	— 228
Opponents	107	182	61	112	0	— 462

SCORING	RU	PA	ST	DF	PAT	ZRU	ZPA	FG	SAP	TP
Kauric, Jerry	0	0	0	0	24/27	0	0	0	14/20	0 66
Mack, Kevin	5	2	0	0	0/0	0	0	0	0/0	0 42
Slaughter, W.	0	4	0	0	0/0	0	0	0	0/0	0 24
Metcalf, Eric	1	1	2	0	0/0	0	0	0	0/0	0 24
Hoard, Leroy	3	0	0	0	0/0	0	0	0	0/0	0 18

PASSING	ATT	CMP	YDS	PCT	AVIAT
Kosar, Bernie	423	230	2,562	54.4	6.06
Pagel, Mike	148	69	819	46.6	5.53
Francis, Jeff	2	2	26	100.0	13.00
Browns	573	301	3,407	52.5	5.95
Opponents	444	253	3,296	57.0	7.42

Langhorne, R.	0	2	0	0	0/0	0	0	0/0	0	12
Brennan, Brian	0	2	0	0	0/0	0	0	0/0	0	12
Newsome, Ozzie	0	2	0	0	0/0	0	0	0/0	0	12
Johnson, Mike	0	0	0	1	0/0	0	0	0/0	0	6
Gainer, Derrick	1	0	0	0	0/0	0	0	0/0	0	6
Blaylock, A.	0	0	0	1	0/0	0	0	0/0	0	6
Browns	10	13	2	2	24/27	0	0	14/20	0	228
Opponents	21	32	0	6	56/59	0	0	16/27	2	462
<b>SACKS:</b> M.Perry 11.5, A.Pleasant 3.5, C.Matthews 3.5, A.Baker 3.0, S.Braggs 2.5, M.Johnson 2.0, R.Burnett 2.0, T.Gibson 1.0, D.Grayson 1.0, A.Blaylock 1.0, B.Buczukowski 0.5, V.Walters 0.5 <b>Browns: 32.0, Opponents: 42.0</b>										

RUSHING	NO	YDS	AVG	LG	TD
Mack, Kevin	158	702	4.4	26	5
Metcalf, Eric	80	248	3.1	17	1
Hoard, Leroy	58	149	2.6	42	3
Gainer, Derrick	30	81	2.7	9	1
Kosar, Bernie	10	13	1.3	5	0
Slaughter, Webster	5	29	5.8	17	0
Pagel, Mike	3	-1	-0.3	0	0
Redden, Barry	1	-1	-1.0	-1	0
Browns	345	1,220	3.5	42	10
Opponents	511	2,105	4.1	39	21

RECEIVING	NO	YDS	AVG	LG	TD
Slaughter, Webster	59	847	14.4	50	4
Metcalf, Eric	57	452	7.9	35	1
Langhorne, Reggie	45	585	13.0	39	2
Brennan, Brian	45	568	12.6	28	2
Mack, Kevin	42	360	8.6	30	2
Newsome, Ozzie	23	240	10.4	38	2
Hoard, Leroy	10	73	7.3	17	0
Gainer, Derrick	7	85	12.1	20	0
Joines, Vernon	6	86	14.3	24	0
Galbraith, Scott	4	62	15.5	28	0
Talley, John	2	28	14.0	19	0
Kauric, Jerry	1	21	21.0	21	0
Browns	301	3,407	11.3	50	13
Opponents	253	3,296	13.0	59	32

INTERCEPTIONS	NO	YDS	AVG	LG	TD
Wright, Felix	3	56	18.7	36	0
Blaylock, Anthony	2	45	22.5	45	0
Braggs, Stephen	2	13	6.5	11	0
Minnifield, Frank	2	0	0.0	0	0
Johnson, Mike	1	64	64.0	64t	1
Gash, Thane	1	16	16.0	16	0
Walters, Van	1	15	15.0	15	0
Grayson, David	1	3	3.0	3	0
Browns	13	212	16.3	64t	1
Opponents	23	422	18.3	67	3

PUNTING	NO	YDS	AVG	IN20	TB	LG	BLK
Wagner, Bryan	74	2,879	38.9	13	2	65	4
Team, Stat	4	0	0.0	0	0	0	0
Browns	78	2,879	36.9	13	2	65	4
Opponents	68	2,589	38.1	15	4	70	1

PUNT RETURNS	NO	FC	YDS	AVG	LG	TD
Adams, Stefon	13	4	81	6.2	25	0
Brennan, Brian	9	4	72	8.0	15	0
Lewis, Leo	8	7	56	7.0	18	0
Walters, Van	1	0	0	0.0	0	0
Browns	31	15	209	6.7	25	0
Opponents	41	13	425	10.4	37	0

KICKOFF RETURNS	NO	YDS	AVG	LG	TD
Metcalf, Eric	52	1,052	20.2	101t	2
Fullwood, Brent	6	119	19.8	27	0
Adams, Stefon	3	33	11.0	15	0
Galbraith, Scott	3	16	5.3	10	0
Hoard, Leroy	2	18	9.0	10	0
Johnson, Eddie	2	17	8.5	11	0
Barnett, Harlon	1	15	15.0	15	0
Talley, John	1	6	6.0	6	0
Gainer, Derrick	1	0	0.0	0	0
Browns	71	1,276	18.0	101t	2
Opponents	45	805	17.9	39	0

FIELD GOALS	1-19	20-29	30-39	40-49	50+	TOT
Kauric, Jerry	0/0	5/5	5/8	4/7	0/0	14/20
Browns	0/0	5/5	5/8	4/7	0/0	14/20
Opponents	1/1	4/4	4/6	6/14	1/2	16/27

D	TD%	INT	INT%	LG	TKLD	RATNG
0	2.4	15	3.5	50	37/220	65.7
3	2.0	8	5.4	32	5/40	48.2
0	0.0	0	0.0	17	0/0	118.8
3	2.3	23	4.0	50	42/260	61.5
2	7.2	13	2.9	59	32/211	92.3

STAFF  
PLAYERS  
2018 SEASON  
HISTORY  
RECORDS  
GAME DAY



## 1991 (6-10)

COACH: Bill Belichick

DIVISION FINISH: 3rd AFC Central

1991 USUAL STARTING LINEUPS

OFFENSE			DEFENSE		
WR 84	Webster Slaughter	LDE 90	Rob Burnett	78,860	
LT 66	Tony Jones		75	Pio Sagapolutele	
LG 70	John Rienstra	LDT 96	James Jones		
C 61	Mike Baab	RDT 92	Michael Dean Perry		
RG 68	Ed King	RDE 98	Anthony Pleasant		
RT 69	Dan Fike	LOLB 50	Van Waiters		
TE 81	Scott Galbraith		58	Dan Brandon	
WR 88	Reggie Langhorne	MLB 59	M. Johnson, 52 R. Brown		
1	Michael Jackson	ROLB 57	Clay Matthews		
QB 19	Bernie Kosar	LCB 31	Frank Minnifield		
FB 34	Kevin Mack	RCB 39	R. Hilliard, 36 S. Braggs		
RB 33	Leroy Hoard	SS 37	H. Barnett, 29 E. Turner		
21	Eric Metcalf	FS 22	Vince Newsome		

RADIO ANNOUNCERS:

New Chandler, Doug Dieken, Jim Mueller (WHK 1420 AM, WWMS 100.7 FM)

DATE	RESULT	OPPONENT	ATT
9/1	L, 14-26	Dallas Cowboys	78,860
9/8	W, 20-0	at New England Patriots	35,377
9/15	W, 14-13	Cincinnati Bengals	78,269
9/22	L, 10-13	at New York Giants	75,891
10/6	L, 14-17	New York Jets	71,042
10/13	L, 17-42	at Washington Redskins	54,715
10/20	W, 30-24 (OT)	at San Diego Chargers	48,440
10/27	W, 17-14	Pittsburgh Steelers	78,285
11/3	L, 21-23	at Cincinnati Bengals	55,077
11/10	L, 30-32	Philadelphia Eagles	72,086
11/17	L, 24-28	at Houston Oilers	58,155
11/24	W, 20-15	Kansas City Chiefs	63,991
12/1	W, 31-0	at Indianapolis Colts	57,539
12/8	L, 7-17	Denver Broncos	73,539
12/15	L, 14-17	Houston Oilers	55,880
12/22	L, 10-17	at Pittsburgh Steelers	47,070

TEAM STATISTICS	BROWNS	OPPONENT
Total First Downs	265	298
Rushing	82	100
Passing	163	179
Penalty	20	19
3rd Down: Made/Att	74/199	97/215
3rd Down Pct.	37.2%	45.1%
4th Down: Made/Att	9/20	9/17
4th Down Pct.	45.0%	52.9%
Total Net Yards	4,664	5,084
Avg. Per Game	291.5	317.8
Total Plays	934	1,004
Avg. Per Play	5.0	5.1
Net Yards Rushing	1,360	1,875
Avg. Per Game	85.0	117.2
Total Rushes	389	447
Net Yards Passing	3,304	3,209
Avg. Per Game	206.5	200.6
Sacked/Yards Lost	42/243	35/236
Gross Yards	3,547	3,445
Attempts/Completions	503/312	522/312
Completion Pct.	62.0%	59.8%
Had Intercepted	10	15
Punts/Avg.	80/42.5	61/41.3
Net Punting Avg.	80/37.6	61/37.2
Penalties/Yards Lost	108/872	103/770
Fumbles/Ball Lost	18/8	33/18
Touchdowns	35	33
Rushing	12	12
Passing	19	20
Returns	4	1
Avg. Time Of Possession	29:00	31:00

SCORE BY PERIODS	1ST	2ND	3RD	4TH	OT	TOT
Browns	57	105	77	48	6	— 293
Opponents	25	113	51	109	0	— 298

SCORING	RU	PA	ST	DF	PAT	2RU	2PA	FG	SAP	TP
Stover, Matt	0	0	0	0	33/34	0	0	0	16/22	0 81
Hoard, Leroy	2	9	0	0	0/0	0	0	0	0/0	0 66
Mack, Kevin	8	2	0	0	0/0	0	0	0	0/0	0 60
Slaughter, W.	0	3	0	0	0/0	0	0	0	0/0	0 18
Langhorne, R.	0	2	0	0	0/0	0	0	0	0/0	0 12

PASSING	ATT	CMP	YDS	PCT	AVI/AT	TD	TD%	INT	INT%	LG	TKLD	RATING
Kosar, Bernie	494	307	3,487	62.1	7.06	18	3.6	9	1.8	71t	41/232	87.8
Philcox, Todd	8	4	49	50.0	6.13	0	0.0	1	12.5	28	0/0	29.7
Hansen, Brian	1	1	11	100.0	11.00	1	100.0	0	0.0	11t	0/0	152.1
Metcalf, Eric	0	0	0	0.0	0.00	0	0.0	0	0.0	0	1/11	39.6
Browns	503	312	3,547	62.0	7.05	19	3.8	10	2.0	71t	42/243	87.5
Opponents	522	312	3,445	59.8	6.60	20	3.8	15	2.9	70t	35/236	80.2

Morris, Joe	2	0	0	0	0/0	0	0	0/0	0	12
Jackson, M.	0	2	0	0	0/0	0	0	0/0	0	12
Jones, James	0	0	0	1	0/0	0	0	0/0	0	1 8
Brennan, Brian	0	1	0	0	0/0	0	0	0/0	0	0 6
Brandon, David	0	0	0	1	0/0	0	0	0/0	0	0 6
Turner, Eric	0	0	0	1	0/0	0	0	0/0	0	0 6
Newsome, V.	0	0	0	1	0/0	0	0	0/0	0	0 6
Browns	12	19	0	4	33/34	0	0	0	16/22	1 293
Opponents	12	20	0	1	32/33	0	0	0	22/30	1 298

**SACKS:** M.Perry 8.5, C.Matthews 6.5, D.Brandon 3.0, R.Burnett 3.0, A.Pleasant 2.5, R.Hilliard 2.0, P.Sagapolutele 1.5, V.Waiters 1.5, J.Thornton 1.0, J.Jones 1.0, F.Conover 1.0, H.Barnett 1.0, S.Braggs 1.0, R.Brown 0.5, A.Florence 0.5, E.Logan 0.5 **Browns:** 35.0, **Opponents:** 42.0

RUSHING	NO	YDS	AVG	LG	TD
Mack, Kevin	197	726	3.7	51t	8
Morris, Joe	93	289	3.1	15	2
Hoard, Leroy	37	154	4.2	52	2
Metcalf, Eric	30	107	3.6	15	0
Kosar, Bernie	26	74	2.8	14	0
Rouson, Lee	3	14	4.7	9	0
Hansen, Brian	2	-3	-1.5	0	0
Philcox, Todd	1	-1	-1.0	-1	0
Browns	389	1,360	3.5	52	12
Opponents	447	1,875	4.2	65t	12

RECEIVING	NO	YDS	AVG	LG	TD
Slaughter, Webster	64	906	14.2	62t	3
Hoard, Leroy	48	567	11.8	71t	9
Mack, Kevin	40	255	6.4	22	2
Langhorne, Reggie	39	505	12.9	40t	2
Brennan, Brian	31	325	10.5	30	1
Metcalf, Eric	29	294	10.1	45	0
Galbraith, Scott	27	328	12.1	42	0
Jackson, Michael	17	268	15.8	65t	2
Morris, Joe	13	76	5.8	13	0
Rouson, Lee	2	9	4.5	6	0
Talley, John	1	13	13.0	13	0
Kosar, Bernie	1	1	1.0	1	0
Browns	312	3,547	11.4	71t	19
Opponents	312	3,445	11.0	70t	20

INTERCEPTIONS	NO	YDS	AVG	LG	TD
Braggs, Stephen	3	15	5.0	15	0
Brandon, David	2	70	35.0	40	1
Turner, Eric	2	42	21.0	42t	1
Matthews, Clay	1	35	35.0	35	0
Newsome, Vince	1	31	31.0	31	0
Jones, James	1	20	20.0	20t	1
Brown, Richard	1	19	19.0	19	0
Hilliard, Randy	1	19	19.0	19	0
Figaro, Cedric	1	9	9.0	9	0
Johnson, Mike	1	0	0.0	0	0
Jackson, Alfred	1	0	0.0	0	0
Browns	15	260	17.3	42t	3
Opponents	10	95	9.5	57t	1

PUNTING	NO	YDS	AVG	IN20	TB	LG	BLK
Hansen, Brian	80	3,397	42.5	20	6	65	0
Browns	80	3,397	42.5	20	6	65	0
Opponents	61	2,520	41.3	16	6	61	0

PUNT RETURNS	NO	FC	YDS	AVG	LG	TD
Slaughter, Webster	17	3	112	6.6	17	0
Metcalf, Eric	12	1	100	8.3	30	0
Minnifield, Frank	0	0	28	0.0	28	0
Brennan, Brian	2	6	11	5.5	11	0
Stat, Team	0	0	0	0.0	31	0
Browns	31	10	251	8.1	31	0
Opponents	40	15	388	9.7	48	0

KICKOFF RETURNS	NO	YDS	AVG	LG	TD
Metcalf, Eric	23	351	15.3	24	0
Morris, Joe	18	310	17.2	36	0
Peebles, Danny	8	149	18.6	32	0
James, Lynn	3	49	16.3	21	0
Galbraith, Scott	2	13	6.5	8	0
Rouson, Lee	1	16	16.0	16	0
Browns	55	888	16.1	36	0
Opponents	50	1,022	20.4	47	0

FIELD GOALS	1-19	20-29	30-39	40-49	50+	TOT
Stover, Matt	1/2	2/3	8/9	3/6	2/2	16/22
Browns	1/2	2/3	8/9	3/6	2/2	16/22
Opponents	1/1	10/12	8/8	2/4	1/5	22/30



1992 (7-9)

COACH: Bill Belichick			
DIVISION FINISH: 3rd AFC Central			
1992 USUAL STARTING LINEUPS			
OFFENSE		DEFENSE	
WR 1	Michael Jackson	LDE 90	Rob Burnett
LT 66	Tony Jones	LDT 96	James Jones
LG 72	B. Dahl, 70 J. Rienstra	RDT 92	Michael Dean Perry
C 63	Jay Hilgenberg	RDE 98	Anthony Pleasant
RG 68	Ed King	LOLB 58	David Brandon
RT 69	Dan Fike	MLB 59	Mike Johnson
TE 83	Mark Bavaro	ROLB 57	Clay Matthews
WR 85	Lawyer Tillman	LCB 31	Frank Minnifield
QB 19	B. Kosar, 18 M. Tomczak	RCB 24	Terry Taylor
FB 44	T. Vardell, 34 K. Mack	SS 29	Eric Turner
RB 33	L. Hoard, 21 E. Metcalf	FS 22	Vince Newsome
RADIO ANNOUNCERS:			
New Chandler, Doug Dieken, Jim Mueller (WHK 1420 AM, WWMs 100.7 FM)			

DATE	RESULT	OPPONENT	ATT
9/6	L, 3-14	at Indianapolis Colts	50,766
9/14	L, 23-27	Miami Dolphins	74,765
9/20	W, 28-16	at Los Angeles Raiders	48,102
9/27	L, 0-12	Denver Broncos	78,064
10/11	W, 17-9	Pittsburgh Steelers	78,080
10/18	W, 17-6	Green Bay Packers	69,268
10/25	W, 19-17	at New England Patriots	32,219
11/1	L, 10-30	at Cincinnati Bengals	54,765
11/8	W, 24-14	at Houston Oilers	57,348
11/15	L, 13-14	San Diego Chargers	58,396
11/22	L, 13-17	at Minnesota Vikings	53,323
11/29	W, 27-14	Chicago Bears	73,578
12/6	W, 37-21	Cincinnati Bengals	68,368
12/13	L, 14-24	at Detroit Lions	65,970
12/20	L, 14-17	Houston Oilers	59,898
12/27	L, 13-23	at Pittsburgh Steelers	53,776

TEAM STATISTICS	BROWNS	OPPONENT
Total First Downs	242	281
Rushing	85	86
Passing	141	170
Penalty		25
3rd Down: Made/Att	67/196	76/205
3rd Down Pct.	34.2%	37.1%
4th Down: Made/Att	9/17	7/14
4th Down Pct.	52.9%	50.0%
Total Net Yards	4,492	4,757
Avg. Per Game	280.8	297.3
Total Plays	883	963
Avg. Per Play	5.1	4.9
Net Yards Rushing	1,607	1,605
Avg. Per Game	100.4	100.3
Total Rushes	451	429
Net Yards Passing	2,885	3,152
Avg. Per Game	180.3	197.0
Sacked/Yards Lost	34/217	48/315
Gross Yards	3,102	3,467
Attempts/Completions	398/238	486/291
Completion Pct.	59.8%	59.9%
Had Intercepted	16	13
Punts/Avg.	75/41.1	74/44.5
Net Punting Avg.	75/38.0	74/38.7
Penalties/Yards Lost	104/765	93/764
Fumbles/Ball Lost	19/12	33/20
Touchdowns	30	29
Rushing	7	5
Passing	18	23
Returns	5	1
Avg. Time Of Possession	30:13	29:47

SCORE BY PERIODS	1ST	2ND	3RD	4TH	OT	TOT
Browns	63	31	76	102	0	272
Opponents	55	47	80	93	0	275

SCORING	RU	PA	ST	DF	PAT	2RU	2PA	FG	SAF	TP
Stover, Matt	0	0	0	0	29/30	0	0	21/29	0	92
Metcalf, Eric	1	5	1	0	0/0	0	0	0/0	0	42
Jackson, M.	0	7	0	0	0/0	0	0	0/0	0	42
Mack, Kevin	6	0	0	0	0/0	0	0	0/0	0	36
Bavaro, Mark	0	2	0	0	0/0	0	0	0/0	0	12

PASSING	ATT	CMP	YDS	PCT	AV/AT
Tomczak, Mike	211	120	1,693	56.9	8.02
Kosar, Bernie	155	103	1,160	66.5	7.48
Philcox, Todd	27	13	217	48.1	8.04
Goebel, Brad	3	2	32	66.7	10.67
Metcalf, Eric	1	0	0	0.0	0.00
Stover, Matt	1	0	0	0.0	0.00
Browns	398	238	3,102	59.8	7.79
Opponents	486	291	3,467	59.9	7.13

Brandon, David	0	0	0	2	0/0	0	0	0/0	0	12
Jones, James	0	1	0	0	0/0	0	0	0/0	0	6
Galbraith, S.	0	1	0	0	0/0	0	0	0/0	0	6
Johnson, Mike	0	0	0	1	0/0	0	0	0/0	0	6
Hoard, Leroy	0	1	0	0	0/0	0	0	0/0	0	6
Moore, Stevon	0	0	0	1	0/0	0	0	0/0	0	6
Woffley, Ron	0	1	0	0	0/0	0	0	0/0	0	6
Browns	7	18	1	4	29/30	0	0	21/29	0	272
Opponents	5	23	0	1	29/29	0	0	24/29	0	275

SACKS: R. Burnett 9.0, C. Matthews 9.0, M. Perry 8.5, J. Jones 4.0, A. Pleasant 4.0, B. Johnson 2.0, M. Johnson 2.0, S. Moore 2.0, V. Newsome 2.0, D. Brandon 1.0, R. Brown 1.0, R. Hilliard 1.0, E. Logan 1.0, E. Turner 1.0, E. Walls 0.5 Browns: 48.0, Opponents: 34.0

RUSHING	NO	YDS	AVG	LG	TD
Mack, Kevin	169	543	3.2	37	6
Vardell, Tommy	99	369	3.7	35	0
Metcalf, Eric	73	301	4.1	31	1
Hoard, Leroy	54	236	4.4	37	0
Tomczak, Mike	24	39	1.6	16	0
Brooks, James	13	38	2.9	13	0
Baldwin, Randy	10	31	3.1	11	0
Kosar, Bernie	5	12	2.4	8	0
Tillman, Lawyer	2	15	7.5	15	0
Jackson, Michael	1	21	21.0	21	0
Woffley, Ron	1	2	2.0	2	0
Browns	451	1,607	3.6	37	7
Opponents	429	1,605	3.7	48	5

RECEIVING	NO	YDS	AVG	LG	TD
Jackson, Michael	47	755	16.1	69t	7
Metcalf, Eric	47	614	13.1	69t	5
Hoard, Leroy	26	310	11.9	46t	1
Tillman, Lawyer	25	498	19.9	52	0
Bavaro, Mark	25	315	12.6	39	2
Holohan, Pete	20	170	8.5	24	0
Vardell, Tommy	13	128	9.8	23	0
Mack, Kevin	13	81	6.2	23	0
Smith, Rico	5	64	12.8	21	0
Galbraith, Scott	4	63	15.8	28	1
Collins, Shawn	3	31	10.3	11	0
Baldwin, Randy	2	30	15.0	20	0
Holland, Jamie	2	27	13.5	16	0
Woffley, Ron	2	8	4.0	6	1
Brooks, James	2	-1	-0.5	4	0
McCardell, Keenan	1	8	8.0	8	0
Jones, James	1	1	1.0	1t	1
Browns	238	3,102	13.0	69t	18
Opponents	291	3,467	11.9	68t	23

INTERCEPTIONS	NO	YDS	AVG	LG	TD
Newsome, Vince	3	55	18.3	29	0
Brandon, David	2	123	61.5	92t	1
Walls, Everson	2	26	13.0	24	0
Minnifield, Frank	2	6	3.0	5	0
Matthews, Clay	1	6	6.0	6	0
Turner, Eric	1	6	6.0	6	0
Johnson, Mike	1	0	0.0	0	0
Taylor, Terry	1	0	0.0	0	0
Browns	13	222	17.1	92t	1
Opponents	16	213	13.3	69	1

PUNTING	NO	YDS	AVG	IN20	TB	LG	BLK
Hansen, Brian	74	3,083	41.7	28	7	73	1
Team, Stat	1	0	0.0	0	0	0	0
Browns	75	3,083	41.1	28	7	73	1
Opponents	74	3,293	44.5	19	4	66	0

PUNT RETURNS	NO	FC	YDS	AVG	LG	TD
Metcalf, Eric	44	10	429	9.8	75t	1
Browns	44	10	429	9.8	75t	1
Opponents	27	23	234	8.7	50	0

KICKOFF RETURNS	NO	YDS	AVG	LG	TD
Baldwin, Randy	30	675	22.5	47	0
Metcalf, Eric	9	157	17.4	30	0
Hoard, Leroy	2	34	17.0	25	0
Vardell, Tommy	2	14	7.0	13	0
Browns	43	880	20.5	47	0
Opponents	51	907	17.8	30	0

FIELD GOALS	1-19	20-29	30-39	40-49	50+	TOT
Stover, Matt	1/1	11/11	6/8	2/6	1/3	21/29
Browns	1/1	11/11	6/8	2/6	1/3	21/29
Opponents	0/0	10/11	7/8	7/8	0/2	24/29

PASSING	ATT	CMP	YDS	PCT	AV/AT	TD	TD%	INT	INT%	LG	TKLD	RATING
Tomczak, Mike	211	120	1,693	56.9	8.02	7	3.3	7	3.3	52	12/85	80.1
Kosar, Bernie	155	103	1,160	66.5	7.48	8	5.2	7	4.5	69t	21/126	87.0
Philcox, Todd	27	13	217	48.1	8.04	3	11.1	1	3.7	69t	1/6	97.3
Goebel, Brad	3	2	32	66.7	10.67	0	0.0	0	0.0	22	0/0	102.1
Metcalf, Eric	1	0	0	0.0	0.00	0	0.0	0	0.0	0	0/0	39.6
Stover, Matt	1	0	0	0.0	0.00	0	0.0	1	100.0	0	0/0	0.0
Browns	398	238	3,102	59.8	7.79	18	4.5	16	4.0	69t	34/217	82.7
Opponents	486	291	3,467	59.9	7.13	23	4.7	13	2.7	68t	48/315	86.3



## 1993 (7-9)

COACH: Bill Belichick

DIVISION FINISH: 3rd AFC Central

## 1993 USUAL STARTING LINEUPS

OFFENSE			DEFENSE		
WR	81	Michael Jackson	LDE	90	Rob Burnett
LT	66	Tony Jones	LDT	96	J. Jones, 93 J. Ball
LG	64	Houston Hoover	RDT	92	Michael Dean Perry
C	61	Steve Everitt	RDE	98	Anthony Pleasant
RG	72	Bob Dahl	LOLB	53	Pepper Johnson
RT	62	Gene Williams	MLB	59	Mike Johnson
TE	88	Brian Kinchen	ROLB	57	Clay Matthews
WR	83	Mark Carrier	LCB	24	Terry Taylor
QB	12	Vinny Testaverde	RCB	48	Najee Mustafaa
	19	Bernie Kosar	SS	27	Stevon Moore
FB	44	Tommy Vardell	FS	29	Eric Turner
RB	21	E. Metcalif, 33 L. Hoard			

## RADIO ANNOUNCERS:

New Chandler, Doug Dieken, Jim Mueller (WHK 1420 AM, WWMs 100.7 FM)

DATE	RESULT	OPPONENT	ATT
9/5	W, 27-14	Cincinnati Bengals	75,508
9/13	W, 23-13	San Francisco 49ers	78,218
9/19	W, 19-16	at Los Angeles Raiders	48,617
9/26	L, 10-23	at Indianapolis Colts	59,654
10/10	L, 14-24	Miami Dolphins	78,138
10/17	W, 28-17	at Cincinnati Bengals	55,647
10/24	W, 28-23	Pittsburgh Steelers	78,118
11/7	L, 14-29	Denver Broncos	77,818
11/14	L, 5-22	at Seattle Seahawks	54,622
11/21	L, 20-27	Houston Oilers	71,668
11/28	L, 14-17	at Atlanta Falcons	54,510
12/5	W, 17-13	New Orleans Saints	60,388
12/12	L, 17-19	at Houston Oilers	58,720
12/19	L, 17-20	New England Patriots	48,618
12/26	W, 42-14	at Los Angeles Rams	34,155
1/2	L, 9-16	at Pittsburgh Steelers	49,208

TEAM STATISTICS	BROWNS	OPPONENT
Total First Downs	264	290
Rushing	91	94
Passing	152	170
Penalty	21	26
3rd Down: Made/Att	66/201	88/231
3rd Down Pct.	32.8%	38.1%
4th Down: Made/Att	11/14	6/13
4th Down Pct.	78.6%	46.2%
Total Net Yards	4,740	4,778
Avg. Per Game	296.3	298.6
Total Plays	948	1,040
Avg. Per Play	5.0	4.6
Net Yards Rushing	1,701	1,654
Avg. Per Game	106.3	103.4
Total Rushes	425	451
Net Yards Passing	3,039	3,124
Avg. Per Game	189.9	195.3
Sacked/Yards Lost	45/289	48/342
Gross Yards	3,328	3,466
Attempts/Completions	478/262	541/306
Completion Pct.	54.8%	56.6%
Had Intercepted	19	13
Punts/Avg.	84/43.2	85/42.4
Net Punting Avg.	84/38.0	85/35.8
Penalties/Yards Lost	121/842	105/821
Fumbles/Ball Lost	27/17	28/9
Touchdowns	36	30
Rushing	8	9
Passing	23	19
Returns	5	2
Avg. Time Of Possession	29:32	30:28

SCORE BY PERIODS	1ST	2ND	3RD	4TH	OT	TOT
Browns	56	99	58	91	0	304
Opponents	64	110	52	81	0	307

SCORING	RU	PA	ST	DF	PAT	2RU	2PA	FG	SAF	TP
Stover, Matt	0	0	0	0	36/36	0	0	16/22	0	84
Jackson, M.	0	8	0	0	0/0	0	0	0/0	0	48
Metcalif, Eric	1	2	0	0	0/0	0	0	0/0	0	30
Carrier, Mark	1	3	1	0	0/0	0	0	0/0	0	30
Vardell, Tommy	3	1	0	0	0/0	0	0	0/0	0	24
McCardell, K.	0	4	0	0	0/0	0	0	0/0	0	24

PASSING	ATT	CMP	YDS	PCT	AV/AT	TD	TD%	INT	INT%	LG	TKLD	RATING
Testaverde, Vinny	230	130	1,797	56.5	7.81	14	6.1	9	3.9	62t	17/101	85.7
Kosar, Bernie	138	79	807	57.2	5.85	5	3.6	3	2.2	38t	21/128	77.2
Philcox, Todd	108	52	699	48.1	6.47	4	3.7	7	6.5	56	7/60	54.5
Jackson, Michael	1	1	25	100.0	25.00	0	0.0	0	0.0	25	0/0	118.8
Hoard, Leroy	1	0	0	0.0	0.00	0	0.0	0	0.0	0	0/0	39.6
Browns	478	262	3,328	54.8	6.96	23	4.8	19	4.0	62t	45/289	76.2
Opponents	541	306	3,466	56.6	6.41	19	3.5	13	2.4	56	48/342	77.6

Kinchen, Brian	0	2	0	0	0/0	0	0	0/0	0	12
Philcox, Todd	1	0	0	0	0/0	0	0	0/0	0	6
Baldwin, R.	0	1	0	0	0/0	0	0	0/0	0	6
Woffley, Ron	0	1	0	0	0/0	0	0	0/0	0	6
Moore, Stevon	0	0	0	1	0/0	0	0	0/0	0	6
Mack, Kevin	1	0	0	0	0/0	0	0	0/0	0	6
Mustafaa, N.	0	0	0	1	0/0	0	0	0/0	0	6
Tillman, L.	0	1	0	0	0/0	0	0	0/0	0	6
Jones, James	1	0	0	0	0/0	0	0	0/0	0	6
Pleasant, A.	0	0	0	0	0/0	0	0	0/0	1	2
Riddick, Louis	0	0	0	0	0/0	0	0	0/0	1	2
Browns	8	23	3	2	36/36	0	0	16/22	2	304
Opponents	9	19	0	2	30/30	0	0	31/38	2	307

**SACKS:** A. Pleasant 11.0, R. Burnett 9.0, M. Perry 6.0, J. Jones 5.5, C. Matthews 5.5, M. Johnson 4.0, J. Ball 3.0, D. Footman 1.0, B. Johnson 1.0, P. Johnson 1.0, E. Walls 1.0  
**Browns: 48.0, Opponents: 45.0**

RUSHING	NO	YDS	AVG	LG	TD
Vardell, Tommy	171	644	3.8	54	3
Metcalif, Eric	129	611	4.7	55	1
Hoard, Leroy	56	227	4.1	30	0
Testaverde, Vinny	18	74	4.1	14	0
Baldwin, Randy	18	61	3.4	11	0
Kosar, Bernie	14	19	1.4	10	0
Mack, Kevin	10	33	3.3	7	1
Carrier, Mark	4	26	6.5	15t	1
Philcox, Todd	2	3	1.5	3t	1
Jones, James	2	2	1.0	1t	1
Jackson, Michael	1	1	1.0	1	0
Browns	425	1,701	4.0	55	8
Opponents	451	1,654	3.7	49	9

RECEIVING	NO	YDS	AVG	LG	TD
Metcalif, Eric	63	539	8.6	49t	2
Carrier, Mark	43	746	17.3	55	3
Jackson, Michael	41	756	18.4	62t	8
Hoard, Leroy	35	351	10.0	41	0
Kinchen, Brian	29	347	12.0	40	2
Vardell, Tommy	19	151	7.9	28t	1
McCardell, Keenan	13	234	18.0	43	4
Tillman, Lawyer	5	68	13.6	18	1
Woffley, Ron	5	25	5.0	9	1
Smith, Rico	4	55	13.8	17	0
Rowe, Patrick	3	37	12.3	16	0
Williams, Clarence	1	5	5.0	14	0
Baldwin, Randy	1	5	5.0	5t	1
Browns	262	3,328	12.7	62t	23
Opponents	306	3,466	11.3	56	19

INTERCEPTIONS	NO	YDS	AVG	LG	TD
Turner, Eric	5	25	5.0	19	0
Jones, Selwyn	3	0	0.0	0	0
Mustafaa, Najee	1	97	97.0	97t	1
Hilliard, Randy	1	54	54.0	54	0
Speer, Del	1	22	22.0	22	0
Matthews, Clay	1	10	10.0	10	0
Johnson, Mike	1	0	0.0	0	0
Browns	13	208	16.0	97t	1
Opponents	19	246	12.9	69	0

PUNTING	NO	YDS	AVG	IN20	TB	LG	BLK
Hansen, Brian	82	3,632	44.3	15	10	72	2
Team, Stat	2	0	0.0	0	0	0	0
Browns	84	3,632	43.2	15	10	72	2
Opponents	85	3,603	42.4	24	7	61	0

PUNT RETURNS	NO	FC	YDS	AVG	LG	TD
Metcalif, Eric	36	11	464	12.9	91t	2
Carrier, Mark	6	1	92	15.3	56t	1
Turner, Eric	0	0	7	0.0	7	0
Browns	42	12	563	13.4	91t	3
Opponents	49	14	438	8.9	36	0

KICKOFF RETURNS	NO	YDS	AVG	LG	TD
Baldwin, Randy	24	444	18.5	31	0
Metcalif, Eric	15	318	21.2	47	0
Hoard, Leroy	13	286	22.0	39	0
Vardell, Tommy	4	58	14.5	16	0
Smith, Rico	1	13	13.0	13	0
Kinchen, Brian	1	0	0.0	0	0
Browns	58	1,119	19.3	47	0
Opponents	46	814	17.7	49	0

FIELD GOALS	1-19	20-29	30-39	40-49	50+	TOT
Stover, Matt	0/0	4/4	5/6	6/8	1/4	16/22
Browns	0/0	4/4	5/6	6/8	1/4	16/22
Opponents	1/1	13/14	6/10	8/9	3/4	31/38



1994 (11-5)

COACH: Bill Belichick			
DIVISION FINISH: 2nd AFC Central			
1994 USUAL STARTING LINEUPS			
OFFENSE		DEFENSE	
WR 81	Michael Jackson	LDE 90	Rob Burnett
83	Mark Carrier	LDT 94	Bill Johnson
LT 66	Tony Jones	RDT 92	Michael Dean Perry
LG 69	Doug Dawson	RDE 98	Anthony Pleasant
63	Wally Williams	LOLB 58	Carl Banks
C 61	Steve Everitt	MLB 52	Pepper Johnson
RG 72	Bob Dahl	ROLB 50	Frank Stams
RT 77	Orlando Brown	LCB 38	Antonio Langham
62	Gene Williams	RCB 28	Don Griffin
TE 88	Brian Kinchen	SS 27	Stevon Moore
89	Walter Reeves	FS 29	Eric Turner
WR 85	Derrick Alexander		
QB 12	Vinny Testaverde		
11	Mark Rypien		
FB 33	L. Hoard, 44 T. Vardell		
RB 21	Eric Metcalf		
RADIO ANNOUNCERS:			
Casey Coleman, Doug Dieken, Jim Mueller (WKNR 1220 AM, WDOX 102.1 FM)			

DATE	RESULT	OPPONENT	ATT
9/4	W, 28-20	at Cincinnati Bengals	52,778
9/11	L, 10-17	Pittsburgh Steelers	77,774
9/18	W, 32-0	Arizona Cardinals	62,818
9/25	W, 21-14	at Indianapolis Colts	55,821
10/2	W, 27-7	New York Jets	76,168
10/13	W, 11-8	at Houston Oilers	50,364
10/23	W, 37-13	Cincinnati Bengals	77,588
10/30	L, 14-26	at Denver Broncos	73,190
11/6	W, 13-6	New England Patriots	73,878
11/13	W, 26-7	at Philadelphia Eagles	65,233
11/20	L, 13-20	at Kansas City Chiefs	69,121
11/27	W, 34-10	Houston Oilers	65,088
12/4	L, 13-16	New York Giants	72,068
12/10	W, 19-14	at Dallas Cowboys	64,826
12/18	L, 7-17	Cincinnati Bengals	60,808
12/24	W, 35-9	Seattle Seahawks	54,180

1/1	W, 20-13	New England Patriots	77,452
1/7	L, 9-29	at Pittsburgh Steelers	58,185

TEAM STATISTICS	BROWNS	OPPONENT
Total First Downs	273	304
Rushing	80	98
Passing	161	173
Penalty	32	33
3rd Down: Made/Att	69/204	83/242
3rd Down Pct.	33.8%	34.3%
4th Down: Made/Att	4/12	7/18
4th Down Pct.	33.3%	38.9%
Total Net Yards	4,832	4,826
Avg. Per Game	302.0	301.6
Total Plays	970	1,090
Avg. Per Play	5.0	4.4
Net Yards Rushing	1,657	1,669
Avg. Per Game	103.6	104.3
Total Rushes	449	465
Net Yards Passing	3,175	3,157
Avg. Per Game	198.4	197.3
Sacked/Yards Lost	14/94	38/268
Gross Yards	3,269	3,425
Attempts/Completions	507/266	587/325
Completion Pct.	52.5%	55.4%
Had Intercepted	21	18
Punts/Avg.	80/40.1	97/40.0
Net Punting Avg.	80/37.4	97/35.2
Penalties/Yards Lost	113/969	129/1,139
Fumbles/Ball Lost	26/14	26/13
Touchdowns	37	22
Rushing	12	9
Passing	20	13
Returns	5	0
Avg. Time Of Possession	28:43	31:17

SCORE BY PERIODS	1ST	2ND	3RD	4TH	OT	TOT
Browns	65	121	55	99	0	340
Opponents	52	58	28	66	0	204

SCORING	RU	PA	ST	DF	PAT	2RU	2PA	FG	SAF	TP
Stover, Matt	0	0	0	0	32/32	0	0	26/28	0	110

PASSING	ATT	CMP	YDS	PCT	AV/AT	TD	TD%	INT	INT%	LG	TKLD	RATING
Testaverde, Vinny	376	207	2,575	55.1	6.85	16	4.3	18	4.8	81t	12/83	70.7
Rypien, Mark	128	59	694	46.1	5.42	4	3.1	3	2.3	43	2/11	63.7
Jackson, Michael	2	0	0	0.0	0.00	0	0.0	0	0.0	0	0/0	39.6
Metcalf, Eric	1	0	0	0.0	0.00	0	0.0	0	0.0	0	0/0	39.6
Baldwin, Randy	507	266	3,269	52.5	6.45	20	3.9	21	4.1	81t	14/94	68.6
Opponents	587	325	3,425	55.4	5.83	13	2.2	18	3.1	44	38/268	67.1

Hoard, Leroy	5	4	0	0	0/0	0	0	0/0	0	54
Metcalf, Eric	2	3	2	0	0/0	0	0	0/0	0	42
Carrier, Mark	1	5	0	0	0/0	0	0	0/0	0	36
Alexander, Derrick	0	2	0	0	0/0	0	1	0/0	0	14
Testaverde, Vinny	2	0	0	0	0/0	0	0	0/0	0	12
Byner, Earnest	2	0	0	0	0/0	0	0	0/0	0	12
Jackson, Michael	0	2	0	0	0/0	0	0	0/0	0	12
Tupa, Tom	0	0	0	0	0/0	3	0	0/0	0	6
Baldwin, Randy	0	0	1	0	0/0	0	0	0/0	0	6
Turner, Eric	0	0	0	1	0/0	0	0	0/0	0	6
Hartley, Frank	0	1	0	0	0/0	0	0	0/0	0	6
Kinchen, Brian	0	1	0	0	0/0	0	0	0/0	0	6
Reeves, Walter	0	1	0	0	0/0	0	0	0/0	0	6
Hill, Travis	0	0	1	0	0/0	0	0	0/0	0	6
Vardell, Tommy	0	1	0	0	0/0	0	0	0/0	0	6
Browns	12	20	4	1	32/32	3	1	26/28	0	340
Opponents	9	13	0	0	19/19	0	1	17/26	0	204

SACKS: R. Burnett 10.0, A. Pleasant 4.5, D. Griffin 4.0, M. Perry 4.0, J. Jones 3.0, D. Footman 2.5, P. Johnson 2.0, G. Banks 1.5, G. Dixon 1.0, B. Johnson 1.0, B. Thompson 1.0, E. Turner 1.0 Browns: 38.0, Opponents: 14.0

RUSHING	NO	YDS	AVG	LG	TD
Hoard, Leroy	209	890	4.3	39	5
Metcalf, Eric	93	329	3.5	37t	2
Byner, Earnest	75	219	2.9	15	2
Baldwin, Randy	23	78	3.4	16	0
Testaverde, Vinny	21	37	1.8	12	2
Vardell, Tommy	15	48	3.2	9	0
Rypien, Mark	7	4	0.6	2	0
Alexander, Derrick	4	38	9.5	25	0
Carrier, Mark	1	14	14.0	14t	1
Jones, James	1	0	0.0	0	0
Browns	449	1,657	3.7	39	12
Opponents	465	1,669	3.6	41	9

RECEIVING	NO	YDS	AVG	LG	TD
Alexander, Derrick	48	828	17.3	81t	2
Metcalf, Eric	47	436	9.3	57t	3
Hoard, Leroy	45	445	9.9	65t	4
Carrier, Mark	29	452	15.6	43	5
Kinchen, Brian	24	232	9.7	38	1
Jackson, Michael	21	304	14.5	30	2
Vardell, Tommy	16	137	8.6	19	1
Byner, Earnest	11	102	9.3	30	0
McCardell, Keenan	10	162	16.2	34	1
Reeves, Walter	6	10.2	22	1	0
Baldwin, Randy	3	15	5.0	15	0
Hartley, Frank	3	13	4.3	8	1
Smith, Rico	2	61	30.5	50	0
Jones, James	1	1	1.0	1	0
Browns	266	3,269	12.3	81t	20
Opponents	325	3,425	10.5	44	13

INTERCEPTIONS	NO	YDS	AVG	LG	TD
Turner, Eric	9 <sup>A</sup>	199	22.1	93t	1
Jacobs, Tim	2	9	4.5	8	0
Langham, Antonio	2	2	1.0	2	0
Griffin, Don	2	2	1.0	2	0
Stams, Frank	1	7	7.0	7	0
Booth, Issac	1	4	4.0	4	0
Caldwell, Mike	1	0	0.0	0	0
Browns	18	223	12.4	93t	1
Opponents	21	225	10.7	49	0

PUNTING	NO	YDS	AVG	IN20	TB	LG	BLK
Tupa, Tom	80	3,211	40.1	27	8	65	0
Browns	80	3,211	40.1	27	8	65	0
Opponents	97	3,880	40.0	24	11	59	1

PUNT RETURNS	NO	FC	YDS	AVG	LG	TD
Metcalf, Eric	35	6	348	9.9	92t	2
Carrier, Mark	9	1	112	12.4	60	0
Caldwell, Mike	1	0	2	2.0	2	0
Turner, Eric	1	0	0	0.0	0	0
Browns	46	7	462	10.0	92t	2
Opponents	38	15	220	5.8	31	0

KICKOFF RETURNS	NO	YDS	AVG	LG	TD
Baldwin, Randy	28	753	26.9	85t	1
Metcalf, Eric	9	210	23.3	32	0
Kinchen, Brian	3	38	12.7	15	0
Hoard, Leroy	2	30	15.0	20	0
Browns	42	1,031	24.5	85t	1
Opponents	71	1,372	19.3	54	0

FIELD GOALS	1-19	20-29	30-39	40-49	50+	TOT
Stover, Matt	1/1	7/7	10/11	8/8	0/1	26/28
Browns	1/1	7/7	10/11	8/8	0/1	26/28
Opponents	0/0	6/7	7/9	4/8	0/2	17/26

<sup>A</sup> Tied NFL Lead



## 1995 (5-11)

COACH: Bill Belichick

DIVISION FINISH: 4th AFC Central

## 1995 USUAL STARTING LINEUPS

OFFENSE			DEFENSE		
WR	81	Michael Jackson	LDE	90	Rob Burnett
LT	66	Tony Jones	LDT	73	Tim Goad
LG	63	Wally Williams	RDT	78	Dan Footman
C	61	Steve Everett	RDE	98	Anthony Pleasant
RG	72	Bob Dahl	LOLB	58	Carl Banks
RT	77	Orlando Brown	MLB	52	Pepper Johnson
TE	88	Brian Kinchen	ROLB	51	Gerald Dixon
TE	48	Frank Hartley	LCB	38	Antonio Langham
WR	80	Andre Rison	RCB	28	Dan Griffin
QB	12	Vinny Testaverde	SS	27	Stevon Moore
RB	33	Leroy Hoard	FS	29	E. Turner, 43 V. Adams

## RADIO ANNOUNCERS:

Casey Coleman, Doug Dieken, Jim Mueller (WKNR 1220 AM, WDOK 102.1 FM)

DATE	RESULT	OPPONENT	ATT
9/3	L, 14-17	at New England Patriots	60,126
9/10	W, 22-6	Tampa Bay Buccaneers	61,083
9/17	W, 14-7	at Houston Oilers	36,077
9/24	W, 35-17	Kansas City Chiefs	74,280
10/2	L, 19-22	Buffalo Bills	76,211
10/8	L, 20-38	at Detroit Lions	74,171
10/22	L, 15-23	Jacksonville Jaguars	64,405
10/29	W, 29-26 (OT)	at Cincinnati Bengals	58,639
11/5	L, 10-37	Houston Oilers	57,881
11/13	L, 3-20	at Pittsburgh Steelers	58,675
11/19	L, 20-31	Green Bay Packers	55,388
11/26	L, 17-20	Pittsburgh Steelers	67,269
12/3	L, 13-31	at San Diego Chargers	56,358
12/9	L, 11-27	at Minnesota Vikings	47,984
12/17	W, 26-10	Cincinnati Bengals	55,875
12/24	L, 21-24	at Jacksonville Jaguars	66,007

TEAM STATISTICS	BROWNS	OPPONENT
Total First Downs	293	342
Rushing	83	112
Passing	189	200
Penalty	21	30
3rd Down: Made/Att	85/211	112/226
3rd Down Pct.	40.3%	49.6%
4th Down: Made/Att	10/21	7/14
4th Down Pct.	47.6%	50.0%
Total Net Yards	5,076	5,648
Avg. Per Game	317.3	353.0
Total Plays	985	1,082
Avg. Per Play	5.2	5.2
Net Yards Rushing	1,482	1,826
Avg. Per Game	92.6	114.1
Total Rushes	398	480
Net Yards Passing	3,594	3,822
Avg. Per Game	224.6	238.9
Sacked/Yards Lost	32/178	29/191
Gross Yards	3,772	4,013
Attempts/Completions	555/324	573/360
Completion Pct.	58.4%	62.8%
Had Intercepted	20	17
Punts/Avg.	65/43.6	59/41.7
Net Punting Avg.	65/39.0	59/37.4
Penalties/Yards Lost	107/966	108/736
Fumbles/Ball Lost	29/9	20/11
Touchdowns	29	40
Rushing	5	15
Passing	21	23
Returns	3	2
Avg. Time Of Possession	28:24	31:36

SCORE BY PERIODS	1ST	2ND	3RD	4TH	OT	TOT
Browns	37	97	59	93	3	— 289
Opponents	89	91	43	133	0	— 356

SCORING	RU	PA	ST	DF	PAT	2RU	2PA	FG	SAF	TP
Stover, Matt	0	0	0	0	26/26	0	0	29/33	0	113
Jackson, M.	0	9	0	0	0/0	0	0	0/0	0	54
McCardell, K.	0	4	0	0	0/0	0	0	0/0	0	24
Byner, Earnest	2	2	0	0	0/0	0	0	0/0	0	24
Rison, Andre	0	3	0	0	0/0	0	0	0/0	0	18
Testaverde, V.	2	0	0	0	0/0	0	0	0/0	0	12
Reeves, Walter	0	1	0	0	0/0	0	0	0/0	0	6
Alexander, D.	0	0	1	0	0/0	0	0	0/0	0	6
Smith, Rico	0	1	0	0	0/0	0	0	0/0	0	6

PASSING	ATT	CMP	YDS	PCT	AVI/AT	TD	TD%	INT	INT%	LG	TKLD	RATING
Testaverde, Vinny	392	241	2,883	61.5	7.35	17	4.3	10	2.6	70t	17/87	87.8
Zeiler, Eric	161	82	864	50.9	5.37	4	2.5	9	5.6	59	15/91	51.9
Tupa, Tom	1	1	25	100.0	25.00	0	0.0	0	0.0	25	0/0	118.8
Jackson, Michael	1	0	0	0.0	0.00	0	0.0	1	100.0	0	0/0	0.0
Browns	555	324	3,772	58.4	6.80	21	3.8	20	3.6	70t	32/178	76.6
Opponents	573	360	4,013	62.8	7.00	23	4.0	17	3.0	52	29/191	84.6

Caldwell, Mike	0	0	0	1	0/0	0	0	0/0	0	6
Dixon, Gerald	0	0	0	1	0/0	0	0	0/0	0	6
Hartley, Frank	0	1	0	0	0/0	0	0	0/0	0	6
White, Lorenzo	1	0	0	0	0/0	1	0	0/0	0	6
Zeiler, Eric	0	0	0	0	0/0	1	0	0/0	0	2
Browns	5	21	1	2	26/26	1	0	29/33	0	289
Opponents	15	23	0	2	34/36	1	1	26/34	0	356

SACKS: A. Pleasant 8.0, R. Burnett 7.5, D. Footman 5.0, P. Johnson 2.0, M. Frederick 1.5, R. McKenzie 1.5, C. Banks 1.0, D. Hall 1.0, S. Moore 1.0, P. Sagapolutele 0.5

Browns: 29.0 Opponents: 32.0

RUSHING	NO	YDS	AVG	LG	TD
Hoard, Leroy	136	547	4.0	25	0
Byner, Earnest	115	432	3.8	23	2
White, Lorenzo	62	163	2.6	11	1
Hunter, Earnest	30	100	3.3	15	0
Testaverde, Vinny	18	62	3.4	14	2
Zeiler, Eric	15	80	5.3	17	0
Powers, Ricky	14	51	3.6	15	0
Vardell, Tommy	4	9	2.3	6	0
Rison, Andre	2	0	0.0	5	0
Alexander, Derrick	1	29	29.0	29	0
Tupa, Tom	1	9	9.0	9	0
Browns	398	1,482	3.7	29	5
Opponents	480	1,826	3.8	75t	15

RECEIVING	NO	YDS	AVG	LG	TD
Byner, Earnest	61	494	8.1	29t	2
McCardell, Keenan	56	709	12.7	36	4
Rison, Andre	47	701	14.9	59	3
Jackson, Michael	44	714	16.2	70t	9
Kinchen, Brian	20	216	10.8	41	0
Bishop, Harold	16	135	8.4	21	0
Alexander, Derrick	15	216	14.4	40	0
Smith, Rico	13	173	13.3	29t	1
Hoard, Leroy	13	103	7.9	24	0
Hartley, Frank	11	137	12.5	23	1
White, Lorenzo	8	64	8.0	28	0
Vardell, Tommy	6	18	3.0	7	0
Reeves, Walter	6	12	2.0	3	1
Hunter, Earnest	5	42	8.4	17	0
Riddick, Louis	1	25	25.0	25	0
Testaverde, Vinny	1	7	7.0	7	0
Powers, Ricky	1	6	6.0	6	0
Browns	324	3,772	11.6	70t	21
Opponents	360	4,013	11.1	52	23

INTERCEPTIONS	NO	YDS	AVG	LG	TD
Moore, Stevon	5	55	11.0	28	0
Dixon, Gerald	2	48	24.0	30	1
Hall, Dana	2	41	20.5	36	0
Langham, Antonio	2	29	14.5	29	0
Caldwell, Mike	2	24	12.0	24t	1
Johnson, Pepper	2	22	11.0	22	0
Booth, Issac	1	11	11.0	11	0
Griffin, Don	1	0	0.0	0	0
Browns	17	230	13.5	36	2
Opponents	20	276	13.8	76	2

PUNTING	NO	YDS	AVG	IN20	TB	LG	BLK
Tupa, Tom	65	2,831	43.6	18	9	64	0
Browns	65	2,831	43.6	18	9	64	0
Opponents	59	2,462	41.7	18	9	61	0

PUNT RETURNS	NO	FC	YDS	AVG	LG	TD
Alexander, Derrick	9	0	122	13.6	69t	1
McCardell, Keenan	13	14	93	7.2	17	0
Hunter, Earnest	3	0	40	13.3	17	0
Griffin, Don	0	2	0	0.0	0	0
Browns	25	16	255	10.2	69t	1
Opponents	34	9	296	8.7	56	0

KICKOFF RETURNS	NO	YDS	AVG	LG	TD
Hunter, Earnest	23	508	22.1	37	0
Alexander, Derrick	21	419	20.0	42	0
Bates, Michael	9	176	19.6	38	0
McCardell, Keenan	9	161	17.9	28	0
Byner, Earnest	5	98	19.6	27	0
Powers, Ricky	3	54	18.0	20	0
Frederick, Mike	2	16	8.0	11	0
Hoard, Leroy	1	13	13.0	13	0
Dixon, Gerald	1	10	10.0	10	0
Browns	74	1,455	19.7	42	0
Opponents	63	1,172	18.6	45	0

FIELD GOALS	1-19	20-29	30-39	40-49	50+	TOT
Stover, Matt	1/1	12/12	9/10	7/9	0/1	29/33
Browns	1/1	12/12	9/10	7/9	0/1	29/33
Opponents	0/0	9/12	12/12	4/7	1/3	26/34



1999 (2-14)

COACH: Chris Palmer			
DIVISION FINISH: 6th AFC Central			
1999 USUAL STARTING LINEUPS			
OFFENSE		DEFENSE	
WR 85	Kevin Johnson	LE 53	John Thierry
LT 75	Lomas Brown	LT 73	Darius Holland
LG 71	Jim Pyne	RT 67	John Jurkovic
C 64	Dave Wohlabaugh	RE 94	Derrick Alexander
RG 79	Scott Rehberg	LLB 55	Rahim Abdullah
RT 77	Orlando Brown	MLB 58	Wali Rainer
TE 82	Irv Smith	RLB 95	Jamir Miller
WR 86	Leslie Shepherd	LCB 47	Ryan McNeil
84	Darrin Chiverini	RCB 33	Daylon McCutcheon
QB 2	Tim Couch	SS 23	Marquez Pope
RB 42	Terry Kirby	FS 24	Corey Fuller
FB 44	Marc Edwards		
RADIO ANNOUNCERS:			
Jim Donovan, Doug Dieken (WMJI 105.7 FM, WTAM 1100 AM)			

DATE	RESULT	OPPONENT	ATT
9/12	L, 0-43	Pittsburgh Steelers	73, 138
9/19	L, 9-26	at Tennessee Titans	65,904
9/26	L, 10-17	at Baltimore Ravens	68,803
10/3	L, 7-19	New England Patriots	72,368
10/10	L, 17-18	Cincinnati Bengals	73,048
10/17	L, 7-24	at Jacksonville Jaguars	62,047
10/24	L, 3-34	at St. Louis Rams	65,866
10/31	W, 21-16	at New Orleans Saints	48,817
11/7	L, 9-41	Baltimore Ravens	72,898
11/14	W, 16-15	at Pittsburgh Steelers	58,213
11/21	L, 17-31	Carolina Panthers	72,818
11/28	L, 21-33	Tennessee Titans	72,008
12/5	L, 10-23	at San Diego Chargers	53,147
12/12	L, 28-44	at Cincinnati Bengals	59,972
12/19	L, 14-24	Jacksonville Jaguars	72,038
12/26	L, 28-29	Indianapolis Colts	72,618

TEAM STATISTICS	BROWNS	OPPONENT
Total First Downs	220	368
Rushing	64	161
Passing	134	187
Penalty	22	20
3rd Down: Made/Att	59/203	110/235
3rd Down Pct.	29.1%	46.8%
4th Down: Made/Att	9/13	8/13
4th Down Pct.	69.2%	61.5%
Possession Avg.	23:38	36:22
Total Net Yards	3,762	6,046
Avg. Per Game	235.1	377.9
Total Plays	865	1,158
Avg. Per Play	4.3	5.2
Net Yards Rushing	1,150	2,736
Avg. Per Game	71.9	171.0
Total Rushes	313	610
Net Yards Passing	2,612	3,310
Avg. Per Game	163.3	206.9
Sacked/Yards Lost	60/385	25/147
Gross Yards	2,997	3,457
Att./Completions	492/271	523/331
Completion Pct.	55.1%	63.3%
Had Intercepted	15	8
Punts/Av.	106/43.8	66/40.9
Net Punting Avg.	106/34.6	66/37.3
Penalties/Yards Lost	92/714	88/776
Fumbles/Ball Lost	29/16	25/12
Touchdowns	28	49
Rushing	9	29
Passing	19	17
Returns	0	3

SCORE BY PERIODS	1ST	2ND	3RD	4TH	OT	TOT
Browns	37	77	43	60	0	— 217
Opponents	75	146	99	117	0	— 437

SCORING	RU	PA	ST	DF	PAT	2RU	2PA	FG	SAF	TP
Kirby, Terry	6	3	0	0	0	0	0	0	0	54
Dawson, Phil	1	0	0	0	23/24	0	0	8/12	0	53
Johnson, Kevin	0	8	0	0	0	0	0	0	0	48
Chiverini Darrin	0	4	0	0	0	0	0	0	0	24
Edwards, Marc	2	0	0	0	0	0	0	0	0	12
Couch, Tim	1	0	0	0	0	1	0	0	0	8

PASSING	ATT	CMP	YDS	PCT	AV/AT	TD	TD%	INT	INT%	LG	TKLD	RATNG
Couch, Tim	399	223	2,447	55.9	6.13	15	3.8	13	3.3	78t	56/359	73.2
Detmer, Ty	91	47	548	51.6	6.02	4	4.4	2	2.2	35	4/26	75.7
Johnson, Kevin	1	0	0	0.0	0.00	0	0.0	0	0.0	0	0/0	39.6
Kirby, Terry	1	1	2	100.0	2.00	0	0.0	0	0.0	2	0/0	79.2
Browns	492	271	2,997	55.1	6.09	19	3.9	15	3.0	78t	60/385	73.5
Opponents	523	331	3,457	63.3	6.61	17	3.3	8	1.5	54t	25/147	86.8

Abdul-Jabbar, K.	0	1	0	0	0	0	0	0	0	0	6
Detmer, Ty	1	0	0	0	0	0	0	0	0	0	6
Smith, Irv	0	1	0	0	0	0	0	0	0	0	6
Browns	9	19	0	0	23/24	1	0	8/12	0	217	
Opponents	29	17	2	1	40/41	0	1	33/39	1	437	
SACKS: J.Thierry 7.0, J.Miller 4.5, D.Alexander 2.5, R.Barker 2.0, D.Holland 2.0, H.McCormack 2.0, D.McCutcheon 1.0, R.McNeil 1.0, A.Miller 1.0, J.Ball 1.0, W.Rainer 1.0 Browns: 25.0, Opponents: 60.0											

RUSHING	NO	YDS	AVG	LG	TD
Kirby, Terry	130	452	3.5	28	6
Abdul-Jabbar, K.	115	350	3.0	21	0
Couch, Tim	40	267	6.7	40	1
Detmer, Ty	6	38	6.3	11	1
Edwards, Marc	6	35	5.8	28	0
Jones, George	8	15	1.9	9	0
Shepherd, Leslie	1	5	5.0	5	0
Dawson, Phil	1	4	4.0	4t	1
Salaam, Rashaan	1	2	2.0	2	0
Shaw, Sedrick	3	2	0.7	3	0
Johnson, Kevin	1	-6	-6.0	-6	0
Powell, Ronnie	1	-14	-14.0	-14	0
Browns	313	1,150	3.7	40	9
Opponents	610	2,736	4.5	52t	29

RECEIVING	NO	YDS	AVG	LG	TD
Johnson, Kevin	66	986	14.9	64t	8
Kirby, Terry	58	528	9.1	78t	3
Chiverini, Darrin	44	487	11.1	28t	4
Edwards, Marc	27	212	7.9	27t	2
Smith, Irv	24	222	9.3	22	1
Shepherd, Leslie	23	274	11.9	36	0
Abdul-Jabbar, K.	13	59	4.5	21	1
Campbell, Marc	9	131	14.6	21	0
Davis, Zola	2	38	19.0	25	0
Shaw, Sedrick	2	8	4.0	7	0
Powell, Ronnie	1	45	45.0	45	0
Dunn, David	1	4	4.0	4	0
Bobo, Orlando	1	3	3.0	3	0
Browns	271	2,997	11.1	78t	19
Opponents	331	3,457	10.4	54t	17

INTERCEPTIONS	NO	YDS	AVG	LG	TD
Pope, Marquez	2	15	7.5	13	0
Barker, Roy	1	14	14.0	14	0
McCutcheon, Daylon	1	12	12.0	12	0
Thierry, John	1	8	8.0	8	0
Jones, Lenoy	1	3	3.0	3	0
Abdullah, Rahim	1	0	0.0	0	0
Little, Earl	1	0	0.0	0	0
Browns	8	52	6.5	14	0
Opponents	15	153	10.2	66t	1

PUNTING	NO	YDS	AVG	IN20	TB	LG	BLK
Gardocki, Chris	106	4,645	43.8	20	11	61	0
Browns	106	4,645	43.8	20	11	61	0
Opponents	66	2,702	40.9	24	4	59	1

PUNT RETURNS	NO	FC	YDS	AVG	LG	TD
Johnson, Kevin	19	10	128	6.7	15	0
Dunn, David	4	1	25	6.3	13	0
Gibson, Damon	2	2	9	4.5	8	0
Browns	25	13	162	6.5	15	0
Opponents	68	15	762	11.2	81t	2

KICKOFF RETURNS	NO	YDS	AVG	LG	TD
Powell, Ronnie	44	986	22.4	43	0
Kirby, Terry	11	230	20.9	28	0
Dunn, David	9	180	20.0	27	0
Hill, Madre	8	137	17.1	27	0
Saleh, Tarek	5	43	8.6	14	0
Campbell, Marc	3	28	9.3	10	0
Smith, Irv	3	15	5.0	10	0
Chiverini, Darrin	2	35	17.5	22	0
Little, Earl	2	34	17.0	20	0
Johnson, Kevin	1	25	25.0	25	0
Jones, George	1	12	12.0	12	0
Browns	89	1,725	19.4	43	0
Opponents	42	764	18.2	55	0

FIELD GOALS	1-19	20-29	30-39	40-49	50+	TOT
Dawson, Phil	0/0	2/2	3/5	3/5	0/0	8/12
Browns	0/0	2/2	3/5	3/5	0/0	8/12
Opponents	4/4	13/13	6/7	10/15	0/0	33/39

STAFF  
PLAYERS  
2018 SEASON  
HISTORY  
RECORDS  
GAME DAY



## 2000 (3-13)

COACH: Chris Palmer

DIVISION FINISH: 6th AFC Central

## 2000 USUAL STARTING LINEUPS

OFFENSE		DEFENSE	
WR 85	Kevin Johnson	LE 92	Courtney Brown
LT 72	Roman Oben	RT 99	Orpheus Roye
LG 65	Jim Bunden	LT 93	Stalin Colinet
	75 Steve Zahursky	RE 95	Keith McKenzie
C 64	Dave Wohlabaugh	LLB 95	J. Miller, 53 R. Abdullah
60	Shaun O'Hara	MLB 58	Wail Rainer
RG 61	Everett Lindsay	RLB 55	M. Moore, 95 J. Miller
RT 75	Steve Zahursky	LCB 24	Corey Fuller
74	James Brown	RCB 33	Daylon McCutcheon
TE 80	Aaron Shea	SS 21	Marquis Smith
83	Mark Campbell	FS 43	Percy Ellsworth
WR 82	David Patten		
	86 Dennis Northcutt		
QB 2	T. Couch, 18 D. Pederson		
RB 23	E. Rhett, 41 T. Prentice		
FB 44	Marc Edwards		

## RADIO ANNOUNCERS:

Jim Donovan, Doug Dieken (WMJL 105.7 FM, WTAM 1100 AM)

DATE	RESULT	OPPONENT	ATT
9/3	L, 7-27	Jacksonville Jaguars	72,418
9/10	W, 24-7	at Cincinnati Bengals	64,006
9/17	W, 23-20	Pittsburgh Steelers	73,018
9/24	L, 10-36	at Oakland Raiders	45,702
10/1	L, 0-12	Baltimore Ravens	73,018
10/8	L, 21-29	at Arizona Cardinals	39,148
10/15	L, 10-44	at Denver Broncos	75,811
10/22	L, 0-22	at Pittsburgh Steelers	57,659
10/29	L, 3-12	Cincinnati Bengals	73,118
11/5	L, 3-24	New York Giants	72,718
11/12	W, 19-11	New England Patriots	72,618
11/19	L, 10-24	at Tennessee Titans	68,498
11/26	L, 7-44	at Baltimore Ravens	68,361
12/3	L, 0-48	at Jacksonville Jaguars	51,262
12/10	L, 24-35	Philadelphia Eagles	72,318
12/17	L, 0-24	Tennessee Titans	72,318

TEAM STATISTICS	BROWNS	OPPONENT
Total First Downs	176	343
Rushing	53	147
Passing	110	169
Penalty	13	27
3rd Down: Made/Att	58/210	98/227
3rd Down Pct.	27.6%	43.2%
4th Down: Made/Att	6/19	11/17
4th Down Pct.	31.6%	64.7%
Possession Avg.	23.38	36.22
Total Net Yards	3,530	5,643
Avg. Per Game	220.6	352.7
Total Plays	859	1,122
Avg. Per Play	4.1	5.0
Net Yards Rushing	1,085	2,505
Avg. Per Game	67.8	156.6
Total Rushes	336	594
Net Yards Passing	2,445	3,138
Avg. Per Game	152.8	196.1
Sacked/Yards Lost	40/283	42/270
Gross Yards	2,728	3,408
Att./Completions	483/278	486/262
Completion Pct.	57.6%	53.9%
Had Intercepted	19	12
Punts/Avg.	108/45.5	68/42.2
Net Punting Avg.	108/37.3	68/35.8
Penalties/Yards Lost	103/925	71/626
Fumbles/Ball Lost	21/9	27/13
Touchdowns	17	46
Rushing	7	26
Passing	9	18
Returns	1	2

SCORE BY PERIODS	1ST	2ND	3RD	4TH	OT	TOT
Browns	51	45	32	33	0	161
Opponents	46	176	115	82	0	419

SCORING	RU	PA	ST	DF	PAT	2RU	2PA	FG	SAF	TP
Dawson, Phil	0	0	0	0	17/17	0	0	14/17	0	59
Prentice, Travis	7	1	0	0	0	0	0	0	0	48
Edwards, Marc	0	2	0	0	0	0	0	0	0	12
Shea, Aaron	0	2	0	0	0	0	0	0	0	12
Campbell, Mark	0	1	0	0	0	0	0	0	0	6

PASSING	ATT	CMP	YDS	PCT	AV/AT	TD	TD%	INT	INT%	LG	TKLD	RATNG
Couch, Tim	215	137	1,483	63.7	6.90	7	3.3	9	4.2	79	10/78	77.3
Pederson, Doug	210	117	1,047	55.7	4.99	2	1.0	8	3.8	67	17/116	56.6
Wynn, Spergo	54	22	167	40.7	3.09	0	0.0	1	1.9	32	13/89	41.2
Johnson, Kevin	3	1	23	33.3	7.67	0	0.0	1	33.3	23	0/0	22.2
Thompson, Kevin	1	1	8	100.0	8.00	0	0.0	0	0.0	8	0/0	100.0
Browns	483	278	2,728	57.6	5.65	9	1.9	19	3.9	79	40/283	63.4
Opponents	486	262	3,408	53.9	7.01	18	3.7	12	2.5	61	43/276	78.3

Chiaverini, Darrin	0	1	0	0	0	0	0	0	0	6
Dawson, JaJuan	0	1	0	0	0	0	0	0	0	6
Ellsworth, Percy	0	0	1	0	0	0	0	0	0	6
Patten, David	0	1	0	0	0	0	0	0	0	6
Browns	7	9	0	1	17/17	1	0	14/17	0	161
Opponents	26	18	0	2	44/44	1	0	31/34	2	419

SACKS: K. McKenzie 8.5, J. Miller 5.5, C. Brown 5.0, S. Colinet 3.5, D. McCutcheon 3.0, L. Jones 2.5, M. Spriggs 2.0, W. Rainer 2.0, R. Abdullah 2.0, T. Rogers 2.0, A. Miller 1.0, O. Roye 1.0, M. Thompson 1.0, M. Smith 1.0, M. Moore 1.0, D. Holland 1.0

Browns: 40.0, Opponents: 42.0

RUSHING	NO	YDS	AVG	LG	TD
Prentice, Travis	173	512	3.0	17	7
Rhett, Erict	71	258	3.6	42	0
White, Jamal	47	145	3.1	14	0
Pederson, Doug	18	68	3.8	15	0
Couch, Tim	12	45	3.8	31	0
Northcutt, Dennis	9	33	3.7	13	0
Wynn, Spergo	3	15	5.0	11	0
Edwards, Marc	2	9	4.5	6	0
Thompson, Kevin	1	0	0.0	0	0
Floyd, Chris	2	-1	-5.0	0	0
Browns	336	1,085	3.2	42	7
Opponents	594	2,505	4.2	36t	26

RECEIVING	NO	YDS	AVG	LG	TD
Johnson, Kevin	57	669	11.7	79	0
Northcutt, Dennis	39	422	10.8	37	0
Patten, David	38	546	14.4	65	1
Prentice, Travis	37	191	5.2	13	1
Shea, Aaron	30	302	10.1	37	2
Edwards, Marc	16	128	8.0	21t	2
Rhett, Erict	14	78	5.6	16	0
White, Jamal	13	100	7.7	25	0
Campbell, Mark	12	80	6.7	17	1
Dawson, JaJuan	9	97	10.8	26	1
Chiaverini, Darrin	8	68	8.5	18	1
Brown, Bobby	2	14	7.0	8	0
Saleh, Tarek	1	22	22.0	22	0
Floyd, Chris	1	21	21.0	21	0
Dunn, Damon	1	6	6.0	6	0
Jackson, Lenzie	1	5	5.0	5	0
Browns	278	2,728	9.8	79	9
Opponents	262	3,408	13.0	61	18

INTERCEPTIONS	NO	YDS	AVG	LG	TD
Fuller, Corey	3	0	0.0	0	0
Ellsworth, Percy	1	33	33.0	33t	1
McCutcheon, Daylon	1	20	20.0	20	0
Little, Earl	1	7	7.0	7	0
Rainer, Wali	1	5	5.0	5	0
Moore, Marty	1	3	3.0	3	0
Chapman, Lamar	1	0	0.0	0	0
Holland, Darius	1	0	0.0	0	0
Miller, Jamir	1	0	0.0	0	0
Sanders, Lewis	1	0	0.0	0	0
Browns	12	68	5.7	33t	1
Opponents	19	228	12.0	46t	2

PUNTING	NO	YDS	AVG	INT	TB	LG	BLK
Gardocki, Chris	108	4,919	45.5	25	5	67	0
Browns	108	4,919	45.5	25	5	67	0
Opponents	68	2,868	42.2	18	7	69	0

PUNT RETURNS	NO	FC	YDS	AVG	LG	TD
Northcutt, Dennis	27	12	289	10.7	30	0
Barnes, Rashidi	1	0	0	0.0	0	0
Chapman, Lamar	1	2	5	5.0	5	0
Dunn, Damon	1	0	0	0.0	0	0
Browns	29	14	294	10.1	30	0
Opponents	69	10	793	11.5	54	0

KICKOFF RETURNS	NO	YDS	AVG	LG	TD
White, Jamal	43	935	21.7	40	0
Patten, David	22	469	21.3	62	0
Jackson, Lenzie	9	168	18.7	30	0
Saleh, Tarek	4	46	11.5	15	0
Campbell, Mark	3	30	10.0	13	0
Dunn, Damon	2	35	17.5	21	0
Little, Earl	2	20	10.0	12	0
Burnett, Chester	1	18	18.0	18	0
Edwards, Marc	1	24	24.0	24	0
Santiago, O.J.	1	13	13.0	13	0
Browns	85	1,710	20.1	62	0
Opponents	42	1,012	24.1	62	0

FIELD GOALS	1-19	20-29	30-39	40-49	50+	TOT
Dawson, Phil	3/3	4/4	5/5	2/5	0/0	14/17
Browns	3/3	4/4	5/5	2/5	0/0	14/17
Opponents	0/0	9/9	13/13	8/10	1/2	31/34



2001 (7-9)

COACH: Butch Davis			
DIVISION FINISH: 3rd AFC Central			
2001 USUAL STARTING LINEUPS			
OFFENSE		DEFENSE	
WR 85	Kevin Johnson	LE 78	T. Rogers, 99 O. Roye
LT 72	R. Oben, 77 R. Verba	LT 94	Gerard Warren
LG 77	R. Verba, 60 S. O'Hara	RT 93	Mark Smith
C 64	Dave Wohlbaugh	99	Orpheus Roye
RG 66	Jeremy McKinney	RE 92	Courtney Brown
63	Brad Bedell	90	Keith McKenzie
RT 69	Roger Chanoine	WLB 57	Dwayne Rudd
TE 82	Rickey Dudley	MLB 58	Wali Rainer
87	O. J. Santiago	SLB 95	Jamir Miller
WR 81	Quincy Morgan	LCB 24	Corey Fuller
86	Dennis Northcutt	RCB 33	Daylon McCutcheon
QB 2	Tim Couch	SS 21	Earl Little
RB 29	J. Jackson, 30 J. White	FS 43	Percy Ellsworth
HB 44	M. Sellers, 80 A. Shea	23	Devin Bush
RADIO ANNOUNCERS:			
Jim Donovan, Doug Dieken (WJMI 105.7 FM, WTAM 1100 AM)			

DATE	RESULT	OPPONENT	ATT
9/9	L, 6-9	Seattle Seahawks	72,318
9/23	W, 24-14	Detroit Lions	73,168
9/30	W, 23-14	at Jacksonville Jaguars	57,875
10/7	W, 20-16	San Diego Chargers	73,018
10/14	L, 14-24	at Cincinnati Bengals	64,217
10/21	W, 24-14	Baltimore Ravens	72,818
11/4	L, 21-27 (OT)	at Chicago Bears	66,944
11/11	L, 12-15 (OT)	Pittsburgh Steelers	73,218
11/18	W, 27-17	at Baltimore Ravens	69,353
11/25	W, 18-0	Cincinnati Bengals	72,918
12/2	L, 15-31	Tennessee Titans	72,818
12/9	L, 16-27	at New England Patriots	60,292
12/16	L, 10-15	Jacksonville Jaguars	72,818
12/23	L, 7-30	at Green Bay Packers	59,824
12/30	W, 41-38	at Tennessee Titans	68,798
1/6	L, 7-28	at Pittsburgh Steelers	59,189

TEAM STATISTICS	BROWNS	OPPONENT
Total First Downs	238	295
Rushing	78	112
Passing	139	161
Penalty	21	22
3rd Down: Made/Att	68/210	88/235
3rd Down Pct.	32.4%	37.4%
4th Down: Made/Att	6/12	8/23
4th Down Pct.	50.0%	34.8%
Possession Avg.	28:16	31:44
Total Net Yards	4,152	5,297
Avg. Per Game	259.5	331.1
Total Plays	934	1,089
Avg. Per Play	4.4	4.9
Net Yards Rushing	1,351	2,208
Avg. Per Game	84.4	138.0
Total Rushes	417	494
Net Yards Passing	2,801	3,089
Avg. Per Game	175.1	193.1
Sacked/Yards Lost	51/353	43/288
Gross Yards	3,154	3,777
Att./Completions	466/279	552/309
Completion Pct.	59.9%	56.0%
Had Intercepted	21	33
Punts/Average	99/42.9	74/43.2
Net Punting Avg.	99/34.6	74/37.7
Penalties/Yards	94/825	103/779
Fumbles/Ball Lost	24/12	35/9
Touchdowns	31	35
Rushing	8	11
Passing	18	18
Returns	5	6

SCORE BY PERIODS	1ST	2ND	3RD	4TH	OT	TOT
Browns	77	83	51	74	0	285
Opponents	62	73	89	86	9	319

SCORING	RU	PA	ST	DF	PAT	2RU	2PA	FG	SAF	TP
Dawson, Phil	0	0	0	0	29/30	0	0	22/25	0	95
Johnson, Kevin	0	9	0	0	0	0	0	0	0	54
White, Jamal	5	1	0	0	0	1	0	0	0	38
Jackson, James	2	0	0	0	0	0	0	0	0	12
Morgan, Quincy	0	2	0	0	0	0	0	0	0	12
Santiago, O.J.	0	2	0	0	0	0	0	0	0	12
Sellers, Mike	0	2	0	0	0	0	0	0	0	6
Brown, Bobby	0	0	0	1	0	0	0	0	0	6
Bush, Devin	0	0	0	1	0	0	0	0	0	6

PASSING	ATT	CMP	YDS	PCT	AV/AT	TD	TD%	INT	INT%	LG	TKLD	RATING
Couch, Tim	454	272	3,040	59.9	6.70	17	3.7	21	4.6	78	51/353	73.1
Holcomb, Kelly	12	7	114	58.3	9.50	1	8.3	0	0.0	25	0/0	118.1
Browns	466	279	3,154	59.9	6.77	18	3.9	21	4.5	78	51/353	74.3
Opponents	552	309	3,377	56.0	6.12	18	3.3	33	6.0	71t	43/288	60.2

Dawson, Julian	0	1	0	0	0	0	0	0	0	6
Fuller, Corey	0	0	0	1	0	0	0	0	0	6
Gay, Ben	1	0	0	1	0	0	0	0	0	6
Henry, Anthony	0	0	0	1	0	0	0	0	0	6
McCutcheon, D.	0	0	0	1	0	0	0	0	0	6
O'Hara, Shawn	0	1	0	0	0	0	0	0	0	6
Royce, Orpheus	0	0	0	0	0	0	0	0	1	2
Browns	8	18	0	5	29/30	1	0	22/25	1	285
Opponents	11	18	2	4	30/32	0	2	25/34	0	319

SACKS: J.Miller 13.0, T.Rogers 6.0, G.Warren 5.0, C.Brown 4.5, G.Spikes 4.0, K.McCutcheon 3.0, M.Smith 2.0, D.McCutcheon 2.0, W.Rainer 1.0, E.Little 1.0, P.Ellsworth 1.0, D.Rudd 0.5 Browns: 43.0, Opponents: 51.0

RUSHING	NO	YDS	AVG	LG	TD
Jackson, James	195	554	2.8	22	2
White, Jamal	126	443	3.5	51	5
Gay, Ben	51	172	3.4	40	1
Couch, Tim	38	128	3.4	15	0
Morgan, Quincy	2	27	13.5	23	0
Northcutt, Dennis	3	26	8.7	12	0
Frost, Scott	1	1	1.0	1	0
Holcomb, Kelly	1	0	0.0	0	0
Browns	417	1,351	3.2	51	8
Opponents	494	2,208	4.5	54	11

RECEIVING	NO	YDS	AVG	LG	TD
Johnson, Kevin	84	1,097	13.1	55t	9
White, Jamal	44	418	9.5	45	1
Morgan, Quincy	30	432	14.4	78	2
Dawson, Julian	22	281	12.8	44	1
Northcutt, Dennis	18	211	11.7	26	0
Santiago, O.J.	17	153	9.0	27	2
Shea, Aaron	14	86	6.1	12	0
King, Andre	11	149	13.5	48	0
Dudley, Ricky	9	115	12.8	27	0
Sellers, Mike	7	73	10.4	28	2
German, Jammi	7	65	9.3	18	0
Jackson, James	7	56	8.0	16	0
Gay, Ben	4	11	2.8	7	0
Moreland, Jake	3	15	5.0	6	0
O'Hara, Shawn	1	2	2.0	2t	1
Couch, Tim	1	-10	-10.0	-10	0
Browns	279	3,154	11.3	78	18
Opponents	309	3,377	10.9	71t	18

INTERCEPTIONS	NO	YDS	AVG	LG	TD
Henry, Anthony	10^A	177	17.7	97t	1
Little, Earl	5	33	6.6	15	0
McCutcheon, Daylon	4	62	15.5	32t	1
Fuller, Corey	3	82	27.3	49t	1
Jackson, Ray	3	52	17.3	52	0
Bush, Devin	2	62	31.0	43t	1
Boyer, Brant	2	12	6.0	8	0
Ellsworth, Percy	1	19	19.0	19	0
Miller, Jamir	1	0	0.0	0	0
Royce, Orpheus	1	0	0.0	0	0
Rudd, Dwayne	1	0	0.0	0	0
Browns	33	499	15.1	97t	4
Opponents	21	242	11.5	69t	3

PUNTING	NO	YDS	AVG	IN20	TB	LG	BLK
Gardocki, Chris	99	4,249	42.9	25	9	69	0
Browns	99	4,249	42.9	25	9	69	0
Opponents	74	3,198	43.2	28	8	68	0

PUNT RETURNS	NO	FC	YDS	AVG	LG	TD
Northcutt, Dennis	15	9	86	5.7	32	0
Johnson, Kevin	14	6	117	8.4	24	0
Chapman, Lamar	1	0	1	1.0	1	0
Jackson, Ray	1	0	43	43.0	43	0
Frost, Scott	0	1	0	0	0	0
Browns	31	16	247	8.0	43	0
Opponents	52	12	647	12.4	86	1

KICKOFF RETURNS	NO	YDS	AVG	LG	TD
Gay, Ben	23	513	22.3	42	0
King, Andre	14	279	19.9	27	0
White, Jamal	9	189	21.0	31	0
Morgan, Quincy	7	175	25.0	51	0
Sellers, Mike	4	75	18.8	21	0
Santiago, O.J.	2	1	0.5	5	0
Akins, Chirs	1	0	0.0	0	0
Moreland, Jake	1	14	14.0	14	0
Northcutt, Dennis	1	26	26.0	26	0
Spies, Greg	1	13	13.0	13	0
Browns	62	1,285	20.7	51	0
Opponents	65	1,215	18.7	49	0

FIELD GOALS	1-19	20-29	30-39	40-49	50+	TOT
Dawson, Phil	0/0	10/10	8/9	4/6	0/0	22/25
Browns	0/0	10/10	8/9	4/6	0/0	22/25
Opponents	0/0	8/9	10/11	5/12	2/2	25/34

A Tied NFL Lead



## 2002 (9-7)

COACH: Butch Davis

DIVISION FINISH: 2nd AFC North

2002 USUAL STARTING LINEUPS

## OFFENSE

WR	85	Kevin Johnson
LT	77	Ross Verba
LG	79	Barry Stokes
C	64	Dave Wolabaugh
RG	60	Shaun O'Hara
RT	72	Ryan Tucker
TE	83	Mark Campbell
WR	81	Quincy Morgan
QB	2	Tim Couch
RB	31	William Green
	30	Jamel White
TE	82	S. Heiden, 80 A. Shea

## DEFENSE

LE	96	Kenard Lang
LT	94	Gerard Warren
RT	99	Orpheus Roye
RE	92	Courtney Brown
	78	Tyrone Rogers
WLB	57	Dwayne Rudd
MLB	50	Earl Holmes
SLB	56	Darren Hambrick
LCB	25	Corey Fuller
RCB	33	Daylon McCutcheon
SS	24	Robert Griffith
FS	20	Earl Little

## RADIO ANNOUNCERS:

Jim Donovan, Doug Dieken (WMMR 100.7 FM, WTAM 1100 AM)

DATE	RESULT	OPPONENT	ATT
9/8	L, 39-40	Kansas City Chiefs	72,938
9/15	W, 20-7	Cincinnati Bengals	73,358
9/22	W, 31-28 (OT)	at Tennessee Titans	68,804
9/29	L, 13-16 (OT)	at Pittsburgh Steelers	62,864
10/6	L, 21-26	Baltimore Ravens	73,688
10/13	L, 3-17	at Tampa Bay Buccaneers	65,625
10/20	W, 34-17	Houston Texans	73,248
10/27	W, 24-21	at New York Jets	78,502
11/3	L, 20-23	Pittsburgh Steelers	73,718
11/17	W, 27-20	at Cincinnati Bengals	64,060
11/24	W, 24-15	at New Orleans Saints	68,295
12/1	L, 6-13	Carolina Panthers	72,718
12/8	W, 21-20	at Jacksonville Jaguars	46,267
12/15	L, 23-28	Indianapolis Colts	73,098
12/22	W, 14-13	at Baltimore Ravens	69,348
12/29	W, 24-16	Atlanta Falcons	73,528
WILD CARD PLAYOFF			
1/5	L, 33-36	at Pittsburgh Steelers	62,595

TEAM STATISTICS	BROWNS	OPPONENT
Total First Downs	279	291
Rushing	77	107
Passing	171	164
Penalty	31	20
3rd Down: Made/Att	90/222	91/226
3rd Down Pct.	40.4%	40.3%
4th Down: Made/Att	8/10	7/14
4th Down Pct.	80.0%	50.0%
Possession Avg.	29:45	30:15
Total Net Yards	5,027	5,348
Avg. Per Game	314.2	334.3
Total Plays	993	1,024
Avg. Per Play	5.1	5.2
Net Yards Rushing	1,615	2,079
Avg. Per Game	100.9	129.9
Total Rushes	406	483
Net Yards Passing	3,412	3,269
Avg. Per Game	213.3	204.3
Sacked/Yards Lost	35/253	28/172
Gross Yards	3,665	3,441
Att./Completions	552/338	513/299
Completion Pct.	61.2%	58.3%
Had Intercepted	22	17
Punts/Avg.	83/41.3	76/38.7
Net Punting Avg.	83/34.9	76/31.1
Penalties/Yards Lost	107/845	91/726
Fumbles/Ball Lost	18/9	32/12
Touchdowns	40	34
Rushing	10	12
Passing	27	20
Returns	3	2

SCORE BY PERIODS	1ST	2ND	3RD	4TH	OT	TOT
Browns	76	68	77	120	3	344
Opponents	65	95	65	92	3	320

SCORING	RU	PA	ST	DF	PAT	2RU	2PA	FG	SAF	TP
Dawson, Phil	0	0	0	0	34/35	0	0	22/28	0	100
Northcutt, Dennis	1	5	2	0	0	0	1	0	0	50
Morgan, Quincy	0	7	0	0	0	0	1	0	0	44

PASSING	ATT	CMP	YDS	PCT	AVI/AT
Couch, Tim	443	273	2,842	61.6	6.42
Holcomb, Kelly	106	64	790	60.4	7.45
Johnson, Kevin	2	1	33	50.0	16.50
Jackson, Frisman	1	0	0	0.0	0.0
Browns	552	338	3,665	61.2	6.64
Opponent	513	299	3,441	58.3	6.71

Davis, Andre'	0	6	1	0	0	0	0	0	0	42
Green, William	6	0	0	0	0	0	0	0	0	36
Johnson, Kevin	0	4	0	0	0	0	0	0	0	24
Campbell, Mark	0	3	0	0	0	0	0	0	0	18
White, Jamel	3	0	0	0	0	0	0	0	0	18
Heiden, Steve	0	1	0	0	0	0	0	0	0	6
Sanders, Darrell	0	1	0	0	0	0	0	0	0	6
Browns	10	27	3	0	34/35	0	2	22/28	0	344
Opponents	12	20	1	1	32/32	0	0	28/37	0	320

SACKS: M.Word 8.0, K.Lang 5.5, B.Boyer 3.0, T.Rogers 3.0, G.Warren 2.0, C.Brown

2.0, D.Rudd 1.0, L.Sanders 1.0, M.Jameson 1.0, O.Roye 0.5 Browns: 28.0,

Opponents: 35.0

RUSHING	NO	YDS	AVG	LG	TD
Green, William	243	887	3.7	64t	6
White, Jamel	106	470	4.4	54	3
Northcutt, Dennis	8	104	13.0	36t	1
Couch, Tim	23	77	3.3	14	0
Jackson, James	12	54	4.5	18	0
Holcomb, Kelly	8	9	1.1	7	0
Davis, Andre'	3	7	2.3	9	0
Morgan, Quincy	3	7	2.3	11	0
Browns	406	1,615	4.0	64t	10
Opponent	483	2,079	4.3	75	12

RECEIVING	NO	YDS	AVG	LG	TD
Johnson, Kevin	67	703	10.5	30t	4
White, Jamel	63	452	7.2	33	0
Morgan, Quincy	56	964	17.2	78t	7
Northcutt, Dennis	38	601	15.8	43t	5
Davis, Andre'	37	420	11.4	31	6
Campbell, Mark	25	179	7.2	26	3
Heiden, Steve	17	105	6.2	12	1
Green, William	16	113	7.1	18	0
Shea, Aaron	7	49	7.0	18	0
King, Andre	5	41	8.2	13	0
Sanders, Darrell	3	23	7.7	14t	1
Jackson, James	3	9	3.0	5	0
Jackson, Frisman	1	6	6.0	6	0
Browns	338	3,665	10.8	78t	27
Opponent	299	3,441	11.5	72t	20

INTERCEPTIONS	NO	YDS	AVG	LG	TD
Little, Earl	4	17	4.3	7	0
Griffith, Robert	3	0	0.0	0	0
Henry, Anthony	2	4	2.0	4	0
Lang, Kenard	1	71	71.0	71	0
Sanders, Lewis	1	25	25.0	25	0
McCutcheon, Daylon	1	24	24.0	24	0
Hambrick, Darren	1	6	6.0	6	0
Boyer, Brant	1	1	1.0	1	0
Davis, Andre	1	0	0.0	0	0
Fuller, Corey	1	0	0.0	0	0
Jameson, Michael	1	0	0.0	0	0
Browns	17	148	8.7	71	0
Opponent	22	292	13.3	59	1

PUNTING	NO	YDS	AVG	IN20	TB	LG	BLK
Gardocki, Chris	81	3,388	41.8	27	6	59	0
Dawson, Phil	2	36	18.0	2	0	20	0
Browns	83	3,424	41.3	29	6	59	0
Opponent	76	2,938	38.7	22	7	62	1

PUNT RETURNS	NO	FC	YDS	AVG	LG	TD
Northcutt, Dennis	25	10	367	14.7	87t	2
Davis, Andre'	7	4	33	4.7	15	0
King, Andre	1	0	15	15.0	15	0
Sanders, Lewis	0	0	19	0.0	19	0
Browns	33	14	434	13.2	87t	2
Opponent	42	12	408	9.7	63t	1

KICKOFF RETURNS	NO	YDS	AVG	LG	TD
Davis, Andre'	50	1,068	21.4	95t	1
King, Andre	8	155	19.4	27	0
Jackson, Frisman	3	58	19.3	26	0
Campbell, Mark	2	21	10.5	14	0
White, Jamel	2	21	10.5	11	0
Jackson, James	1	13	13.0	13	0
Browns	66	1,336	20.2	95t	1
Opponent	67	1,366	20.4	82	0

FIELD GOALS	1-19	20-29	30-39	40-49	50+	TOT
Dawson, Phil	0/0	9/10	6/8	5/7	2/3	22/28
Opponent	1/1	7/10	10/12	10/14	0/0	28/37

TD	TD%	INT	INT%	LG	TKLD	RATNG
18	4.1	18	4.1	78t	30/213	76.8
8	7.5	4	3.8	44t	5/40	92.9
1	50.0	0	0.0	33t	0/0	135.4
0	0.0	0	0.0	0	0/0	39.6
27	4.9	22	4.0	78t	35/253	80.5
20	3.9	17	3.3	72t	28/172	77.8



2003 (5-11)

COACH: Butch Davis	
DIVISION FINISH: 4th AFC North	
2003 USUAL STARTING LINEUPS	
OFFENSE	DEFENSE
WR 87 Andre' Davis	LE 92 Courtney Brown
85 Kevin Johnson	LT 94 Gerard Warren
LT 79 Barry Stokes	RT 99 Orpheus Roye
LG 60 Shaun O'Hara	RE 96 Kenard Lang
C 50 Jeff Faine	WLB 58 Ben Taylor
67 Melvin Fowler	52 Brant Boyer
RG 66 Paul Zukauskas	MLB 54 Andra Davis
RT 72 Ryan Tucker	SLB 59 Kevin Bentley
WR 86 Dennis Northcutt	LCB 25 Anthony Henry
WR 81 Quincy Morgan	RCB 33 Daylon McCutcheon
QB 2 Tim Couch	SS 24 Robert Griffith
10 Kelly Holcomb	FS 20 Earl Little
RB 31 William Green	
29 James Jackson	
TE 82 Steve Heiden	
89 Darnell Sanders	
RADIO ANNOUNCERS:	
Jim Donovan, Doug Dieken (WMMB 100.7 FM, WTAM 1100 AM)	

DATE	RESULT	OPPONENT	ATT
9/7	L, 6-9	Indianapolis Colts	73,358
9/14	L, 13-33	at Baltimore Ravens	69,473
9/21	W, 13-12	at San Francisco 49ers	67,412
9/28	L, 14-21	Cincinnati Bengals	73,428
10/5	W, 33-13	at Pittsburgh Steelers	64,595
10/12	W, 13-7	Oakland Raiders	73,318
10/19	L, 20-26	San Diego Chargers	73,238
10/26	L, 3-9	at New England Patriots	68,436
11/9	L, 20-41	at Kansas City Chiefs	78,560
11/16	W, 44-6	Arizona Cardinals	72,908
11/23	L, 6-13	Pittsburgh Steelers	73,658
11/30	L, 7-34	at Seattle Seahawks	64,680
12/8	L, 20-26	St. Louis Rams	73,108
12/14	L, 20-23 (OT)	at Denver Broncos	75,358
12/21	L, 0-35	Baltimore Ravens	72,548
12/28	W, 22-14	at Cincinnati Bengals	65,362

TEAM STATISTICS	BROWNS	OPPONENT
Total First Downs	276	283
Rushing	91	100
Passing	153	160
Penalty	32	23
3rd Down: Made/Att	74/202	87/222
3rd Down Pct.	36.6%	39.2%
4th Down: Made/Att	6/18	8/13
4th Down Pct.	33.3%	61.5%
Possession Avg.	29.21	30.39
Total Net Yards	4,504	4,959
Avg. Per Game	281.5	309.9
Total Plays	961	994
Avg. Per Play	4.7	5.0
Net Yards Rushing	1,670	2,113
Avg. Per Game	104.4	132.1
Total Rushes	412	457
Net Yards Passing	2,834	2,846
Avg. Per Game	177.1	177.9
Sacked/Yards Lost	40/282	35/203
Gross Yards	3,116	3,049
Att./Completions	509/313	502/297
Completion Pct.	61.5%	59.2%
Had Intercepted	18	15
Punts/Avg.	73/41.8	76/41.4
Net Punting Avg.	73/34.7	76/35.3
Penalties/Yards Lost	98/767	141/1,095
Fumbles/Ball Lost	32/15	24/7
Touchdowns	27	31
Rushing	8	14
Passing	17	13
Returns	2	4

SCORE BY PERIODS		1ST	2ND	3RD	4TH	OT	TOT			
Browns		46	79	50	79	0	254			
Opponents		74	102	59	84	3	322			
SCORING	RU	PA	ST	DF	PAT	2RU	2PA	FG	SAF	TP
Dawson, Phil	0	0	0	0	20/21	0	0	18/21	0	74
Davis, Andre	0	5	0	0	0	0	0	0	0	30
Conway, Brett	0	0	0	0	3/3	0	0	5/7	0	18
Jackson, James	3	0	0	0	0	0	0	0	0	18
Morgan, Quincy	0	3	0	0	0	0	0	0	0	18
Heinrich, Keith	0	2	0	0	0	0	0	0	0	12
Johnson, Kevin	0	2	0	0	0	0	0	0	0	12

PASSING	ATT	CMP	YDS	PCT	AV/AT	TD	TD%	INT	INT%	LG	TKLD	RATNG
Holcomb, Kelly	302	193	1,797	63.9	5.95	10	3.3	12	4.0	68t	21/166	74.6
Couch, Tim	203	120	1,319	59.1	6.50	7	3.4	6	3.0	71t	19/116	77.6
Boyer, Brant	1	0	0	0.0	0.00	0	0.0	0	0.0	0	0/0	39.6
Jackson, Frisman	1	0	0	0.0	0.00	0	0.0	0	0.0	0	0/0	39.6
Johnson, Kevin	1	0	0	0.0	0.00	0	0.0	0	0.0	0	0/0	39.6
Northcutt, Dennis	1	0	0	0.0	0.00	0	0.0	0	0.0	0	0/0	39.6
Browns	509	313	3,116	61.5	6.12	17	3.3	18	3.5	71t	40/282	75.2
Opponent	502	297	3,049	59.2	6.07	13	2.6	15	3.0	55t	35/203	72.9

Northcutt, Dennis	0	2	0	0	0	0	0	0	0	12
Suggs, Lee	2	0	0	0	0	0	0	0	0	12
White, Jamal	1	1	0	0	0	0	0	0	0	12
Bower, R.J.	0	1	0	0	0	0	0	0	0	6
Couch, Tim	1	0	0	0	0	0	0	0	0	6
Green, William	1	0	0	0	0	0	0	0	0	6
King, Andre	0	0	1	0	0	0	0	0	0	6
McCutcheon, D.	0	0	0	1	0	0	0	0	0	6
Sanders, Darnell	0	1	0	0	0	0	0	0	0	6
Browns	8	17	1	1	23/24	0	0	0	23/28	0 254
Opponents	14	13	0	4	31/31	0	0	0	35/43	0 322
SACKS: K.Lang 8.0, C.Brown 6.0, G.Warren 5.5, A.Davis 5.0, M.Word 4.0, M.Myers 3.0, O.Royce 1.5, T.Rogers 1.0 Browns: 35.0, Opponents: 40.0										

RUSHING	NO	YDS	AVG	LG	TD
Green, William	142	559	3.9	26	1
Jackson, James	102	382	3.7	18	3
Suggs, Lee	56	289	5.2	78t	2
White, Jamal	70	266	3.8	23	1
Northcutt, Dennis	12	83	6.9	23	0
Couch, Tim	11	39	3.5	17	1
Davis, Andre'	5	28	5.6	7	0
Dawson, Phil	1	14	14.0	14	0
Boyer, Brant	1	7	7.0	7	0
Holcomb, Kelly	8	0	0.0	0	0
Faine, Jeff	1	0	0.0	0	0
Morgan, Quincy	3	-4	-1.3	2	0
Browns	412	1,670	4.1	78t	8
Opponent	457	2,113	4.6	82t	14

RECEIVING	NO	YDS	AVG	LG	TD
Northcutt, Dennis	62	729	11.8	44	2
White, Jamal	46	303	6.6	22	1
Johnson, Kevin	41	381	9.3	41	2
Davis, Andre'	40	576	14.4	49	5
Morgan, Quincy	38	516	13.6	71t	3
Heiden, Steve	18	134	7.4	17	0
Sanders, Darnell	15	95	6.3	12	1
Jackson, James	14	114	8.1	18	0
Green, William	10	50	5.0	12	0
King, Andre	9	88	9.8	28	0
Heinrich, Keith	8	64	8.0	17	2
Mustard, Chad	4	29	7.3	12	0
Jackson, Frisman	2	29	14.5	19	0
Shea, Aaron	2	9	4.5	7	0
Suggs, Lee	2	0	0.0	1	0
Bowers, R.J.	1	2	2.0	2t	1
Couch, Tim	1	-3	-3.0	-3	0
Opponent	313	3,116	10.0	71t	17
Opponent	297	3,049	10.3	55t	13

INTERCEPTIONS	NO	YDS	AVG	LG	TD
Little, Earl	6	41	6.8	21	0
Griffith, Robert	2	3	1.5	3	0
McCutcheon, Daylon	1	75	75.0	75t	1
Bentley, Kevin	1	25	25.0	25	0
Henry, Anthony	1	19	19.0	19	0
Boyer, Brant	1	4	4.0	4	0
Bodden, Leigh	1	1	1.0	1	0
Lang, Kenard	1	0	0.0	0	0
Taylor, Ben	1	0	0.0	0	0
Browns	15	168	11.2	75t	1
Opponent	18	391	21.7	54t	4

PUNTING	NO	YDS	AVG	INT	TB	LG	BLK
Gardocki, Chris	72	3,019	41.9	18	10	60	0
Dawson, Phil	1	29	29.0	1	0	29	0
Browns	73	3,048	41.8	19	10	60	0
Opponent	76	3,146	41.4	18	8	59	1

PUNT RETURNS	NO	YDS	AVG	LG	TD
Northcutt, Dennis	36	295	8.2	38	0
Davis, Andre'	1	7	7.0	7	0
Browns	37	302	8.2	38	0
Opponent	33	316	9.6	49	0

KICKOFF RETURNS	NO	YDS	AVG	LG	TD
Davis, Andre'	38	803	21.1	69	0
Suggs, Lee	14	318	22.7	42	0
King, Andre	9	172	19.3	30	0
Madrox, Nick	3	58	19.3	26	0
Morgan, Quincy	2	67	33.5	47	0
White, Jamal	2	2	1.0	2	0
Jackson, James	1	68	68.0	39	0
Stokes, Barry	1	7	7.0	7	0
Mustard, Chad	1	6	6.0	6	0
Browns	71	1,501	21.1	69	0
Opponent	60	1,231	20.5	77	0

FIELD GOALS	1-19	20-29	30-39	40-49	50+	TOT
Dawson, Phil	2/2	7/7	4/5	3/5	2/2	18/21
Conway, Brett	1/1	0/0	1/3	3/3	0/0	5/7
Browns	3/3	7/7	5/8	6/8	2/2	23/28
Opponent	0/0	13/13	9/10	10/16	3/4	35/43



2004 (4-12)

**COACH:** Butch Davis (first 11 games)/Terry Robiskie (final 5 games)  
**DIVISION FINISH:** 4th AFC North

**2004 USUAL STARTING LINEUPS**

OFFENSE		DEFENSE	
WR 81	Antonio Bryant	LDE 98	Ebenezer Ekuban
LT 77	Ross Verba	LDT 61	Gerard Warren
LG 70	Enoch DeMar	RTD 99	Orpheus Roye
C 50	Jeff Faine	RDE 96	Kenard Lang
RG 63	Kelvin Garmon	WLB 57	Warrick Holdman
RT 73	Joaquin Gonzalez	MLB 54	Andra Davis
	72 Ryan Tucker	SLB 51	Chaun Thompson
TE 82	Steve Heiden	LCB 37	Anthony Henry
WR 86	Dennis Northcutt	RCB 33	Daylon McCutcheon
QB 5	Jeff Garcia	SS 24	Robert Griffith
FB 42	Terrelle Smith	FS 20	Earl Little
RB 31	William Green		
	44 Lee Suggs		

**RADIO ANNOUNCERS:**  
Jim Donovan, Doug Dieken (WMMS 100.7 FM, WTAM 1100 AM)

DATE	RESULT	OPPONENT	ATT
9/12	W, 20-3	Baltimore Ravens	73,068
9/19	L, 12-19	at Dallas Cowboys	63,119
9/26	L, 10-27	at New York Giants	78,521
10/3	W, 17-13	Washington Redskins	73,348
10/10	L, 23-34	at Pittsburgh Steelers	63,609
10/17	W, 34-17	Cincinnati Bengals	73,263
10/24	L, 31-34 (OT)	Philadelphia Eagles	73,394
11/7	L, 13-27	at Baltimore Ravens	69,781
11/14	L, 10-24	Pittsburgh Steelers	73,703
11/21	L, 7-10	New York Jets	72,547
11/28	L, 48-58	at Cincinnati Bengals	65,677
12/5	L, 15-42	New England Patriots	73,028
12/12	L, 7-37	at Buffalo Bills	72,330
12/19	L, 0-21	San Diego Chargers	72,489
12/26	L, 7-10	at Miami Dolphins	73,169
1/2	W, 22-14	at Houston Texans	70,724

TEAM STATISTICS	BROWNS		OPPONENT								
Total First Downs	245		307								
Rushing	94		141								
Passing	125		144								
Penalty	26		22								
3rd Down: Made/Att	59/203		78/216								
3rd Down Pct.	29.1%		36.1%								
4th Down: Made/Att	7/16		7/16								
4th Down Pct.	43.8%		43.8%								
Possession Avg.	28:03		31:57								
Total Net Yards	4,481		5,215								
Avg. Per Game	280.1		325.9								
Total Plays	921		1,024								
Avg. Per Play	4.9		5.1								
Net Yards Rushing	1,657		2,314								
Avg. Per Game	103.6		144.6								
Total Rushes	441		532								
Net Yards Passing	2,824		2,901								
Avg. Per Game	176.5		181.3								
Sacked/Yards Lost	41/252		32/190								
Gross Yards	3,076		3,091								
Att./Completions	439/251		460/277								
Completion Pct.	57.2%		60.2%								
Had Intercepted	21		15								
Punts/Average	85/40.0		85/41.6								
Net Punting Avg.	85/35.4		85/33.9								
Penalties/Yards	115/854		109/890								
Fumbles/Ball Lost	32/19		20/13								
Touchdowns	29		45								
Rushing	6		22								
Passing	21		17								
Returns	2		6								
SCORE BY PERIODS	1ST	2ND	3RD	4TH	OT	TOT					
Browns	67	62	55	92	0	— 276					
Opponents	107	107	72	101	3	390					
SCORING	RU	PA	ST	DF	PAT	2RU	2PA	FG	SAF	TP	
Dawson, Phil	0	0	0	0	28/28	0	0	0	24/29	0	100
Heiden, Steve	0	5	0	0	0	0	0	0	0	0	32
Bryant, Antonio	0	4	0	0	0	0	0	0	0	0	24
Shea, Aaron	0	4	0	0	0	0	0	0	0	0	24
Morgan, Quincy	0	3	0	0	0	0	0	0	0	0	18
Suggs, Lee	2	1	0	0	0	0	0	0	0	0	18

PASSING	ATT	CMP	YDS	PCT	AV/AT	TD	TD%	INT	INT%	LG	TKLD	RATNG
Garcia, Jeff	252	144	1,731	57.1	6.87	10	4.0	9	3.6	99t	24/99	76.7
McCown, Luke	98	48	608	49.0	6.20	4	4.1	7	7.1	58t	12/122	52.6
Holcomb, Kelly	87	59	737	67.8	8.47	7	8.0	5	5.7	55t	5/31	96.8
Echemandu, Adam	1	0	0	0.0	0.00	0	0.0	0	0.0	0	0/0	39.6
Jackson, Frisman	1	0	0	0.0	0.00	0	0.0	0	0.0	0	0/0	39.6
Browns	439	251	3,076	57.2	7.01	21	4.8	21	4.8	99t	41/252	74.9
Opponents	460	277	3,091	60.2	6.72	17	3.7	15	3.3	72t	32/190	79.0

Davis, Andre'	0	2	0	0	0	0	0	0	0	12
Garcia, Jeff	2	0	0	0	0	0	0	0	0	12
Green, William	2	0	0	0	0	0	0	0	0	12
Northcutt, Dennis	0	2	0	0	0	0	0	0	0	12
Alston, Richard	0	0	1	0	0	0	0	0	0	6
Crocker, Chris	0	0	1	0	0	0	0	0	0	6
Browns	6	21	2	0	28/28	0	0	24/29	0	276
Opponents	22	17	6	0	44/44	0	0	24/28	1	390
<b>SACKS:</b> E.Ekuban 8.0, K.Lang 7.0, G.Warren 4.0, A.McKinley 3.0, C.Thompson 2.5, C.Crocker 2.0, T.Rogers 1.5, O.Roye 1.0, M.Myers 1.0, R.Griffith 1.0, W.Holdman 0.5, A.Davis 0.5 <b>Browns: 32.0, Opponents: 41.0</b>										

RUSHING	NO	YDS	AVG	LG	TD
Suggs, Lee	199	744	3.7	39	2
Green, William	163	585	3.6	46	2
Garcia, Jeff	35	169	4.8	21	2
Jackson, James	12	81	6.8	38	0
Echemandu, Adam	8	25	3.1	6	0
McCown, Luke	6	25	4.2	11	0
Northcutt, Dennis	8	19	2.4	8	0
Smith, Terelle	4	9	2.3	4	0
Jackson, Frisman	1	4	1.0	1	0
Frost, Derrick	1	0	1.0	1	0
Holcomb, Kelly	3	-2	-0.7	0	0
Davis, Andre'	1	-3	-3.0	-3	0
Browns	441	1,657	3.8	46	6
Opponents	532	2,314	4.3	52	22

RECEIVING	NO	YDS	AVG	LG	TD
Bryant, Antonio	42	546	13.0	55t	4
Northcutt, Dennis	55	806	14.7	58t	2
Heiden, Steve	28	287	10.3	30	5
Shea, Aaron	26	252	9.7	35	4
Suggs, Lee	20	178	8.9	59t	1
Davis, Andre'	16	416	26.0	99t	2
Green, William	14	84	6.0	17	0
Jackson, Frisman	13	168	12.9	24	0
Morgan, Quincy	9	144	16.0	46t	3
Smith, Terelle	7	39	5.6	16	0
Jackson, James	6	22	3.7	13	0
Winslow, Kellen	5	50	10.0	21	0
King, Andre	5	49	9.8	16	0
Echemandu, Adam	3	25	8.3	19	0
Mustard, Chad	1	9	9.0	9	0
Heinrich, Keith	1	1	1.0	1	0
Browns	251	3,076	12.3	99t	21
Opponents	277	3,091	11.2	72t	17

INTERCEPTIONS	NO	YDS	AVG	LG	TD
Henry, Anthony	4	83	20.8	51	0
Davis, Andre'	3	35	11.7	30	0
Sanders, Lewis	2	36	18.0	24	0
McCutcheon, Daylon	2	0	0.0	2	0
Gardner, Barry	1	30	30.0	30	0
Little, Earl	1	28	28.0	28	0
Crocker, Chris	1	20	20.0	20t	1
Griffith, Robert	1	18	18.0	18	0
Browns	15	250	16.7	51	1
Opponents	21	232	11.0	106t	2

PUNTING	NO	YDS	AVG	IN20	TB	LG	BLK
Frost, Derrick	85	3,404	40.0	35.4	4	24	54
Browns	85	3,404	40.0	35.4	4	24	54
Opponents	85	3,537	41.6	33.9	11	21	62

PUNT RETURNS	NO	FC	YDS	AVG	LG	TD
Northcutt, Dennis	36	12	432	12.0	44	0
Browns	36	12	432	12.0	44	0
Opponents	48	10	313	6.5	49	0

KICKOFF RETURNS	NO	YDS	AVG	LG	TD
Alston, Richard	46	1,016	22.1	93t	1
Brown, Dee	13	243	18.7	30	0
King, Andre	5	95	19.0	24	0
Jackson, Frisman	4	70	17.5	22	0
Jackson, James	2	39	19.5	23	0
Mustard, Chad	2	13	6.5	9	0
Shea, Aaron	2	19	9.5	13	0
Sanders, Lewis	1	9	9.0	10	0
Browns	75	1,504	20.1	93t	1
Opponents	59	1,336	22.6	93t	1

FIELD GOALS	1-19	20-29	30-39	40-49	50+	TOT
Dawson, Phil	0/0	11/11	6/8	6/9	1/1	24/29
Browns	0/0	11/11	6/8	6/9	1/1	24/29
Opponents	0/0	7/8	9/9	6/9	2/2	24/28



2005 (6-10)

COACH: Romeo Crennel	
DIVISION FINISH: 4th AFC North	
2005 USUAL STARTING LINEUPS	
OFFENSE	DEFENSE
WR 81 Antonio Bryant	LDE 97 Alvin McKinley
LT 70 L.J. Shelton	NT 95 Jason Fisk
LG 63 Joe Andruzzi	RDE 99 Orpheus Roye
C 50 Jeff Faine	LLB 55 Matt Stewart
RG 60 Cosey Coleman	MLB 54 Andra Davis
RT 72 Ryan Tucker	WLB 58 Ben Taylor
TE 82 Steve Heiden	RLB 51 Chaun Thompson
WR 86 Dennis Northcutt	LCB 24 Gary Baxter
QB 8 Trent Dilfer	28 Leigh Bodden
9 Charlie Frye	RCB 33 Daylon McCutcheon
FB 42 Terrelle Smith	SS 25 Chris Crocker
RB 34 Reuben Droughns	FS 27 Brian Russell
RADIO ANNOUNCERS:	
Jim Donovan, Doug Dieken (WMMS 100.7 FM, WTAM 1100 AM)	

DATE	RESULT	OPPONENT	ATT
9/11	L, 13-27	Cincinnati Bengals	73,013
9/18	W, 26-24	at Green Bay Packers	70,400
9/25	L, 6-13	at Indianapolis Colts	57,127
10/9	W, 20-10	Chicago Bears	73,079
10/16	L, 3-16	at Baltimore Ravens	70,196
10/23	L, 10-13	Detroit Lions	72,923
10/30	L, 16-19	at Houston Texans	70,064
11/6	W, 20-14	Tennessee Titans	72,594
11/13	L, 21-34	at Pittsburgh Steelers	63,491
11/20	W, 22-0	Miami Dolphins	72,773
11/27	L, 12-24	at Minnesota Vikings	63,814
12/4	L, 14-20	Jacksonville Jaguars	70,941
12/11	L, 20-23	at Cincinnati Bengals	65,788
12/18	W, 9-7	at Oakland Raiders	41,862
12/24	L, 0-41	Pittsburgh Steelers	73,136
1/6	W, 20-16	Baltimore Ravens	69,871

TEAM STATISTICS	BROWNS	OPPONENT
Total First Downs	241	292
Rushing	76	116
Passing	149	161
Penalty	16	15
3rd Down: Made/Att	67/203	87/215
4th Down: Made/Att.	7/18	8/18
Possession Avg.	28.00	32.00
Total Net Yards	4,550	5,069
Avg. Per Game	284.3	316.8
Total Plays	938	1,021
Avg. Per Play	4.9	5.0
Net Yards Rushing	1,503	2,202
Avg. Per Game	93.9	137.6
Total Rushes	395	527
Net Yards Passing	3,047	2,867
Avg. Per Game	190.4	179.2
Sacked/Yards Lost	46/276	23/142
Gross Yards	3,323	3,009
Att./Completions	498/297	471/279
Had Intercepted	17	15
Punts/Average	80/40.4	72/42.5
Net Punting Avg.	80/33.8	72/35.1
Penalties/Yards	99/770	97/716
Fumbles/Ball Lost	27/13	21/8
Touchdowns	22	31

SCORE BY PERIODS	1ST	2ND	3RD	4TH	OT	TOT
Browns	56	65	52	59	0	— 232
Opponents	58	102	81	60	0	— 301

SCORING	RU	PA	ST	DF	PAT	2RU	2PA	FG	SAP	TF
Dawson, Phil	0	0	0	0	19/21	0	0	27/29	0	100
Bryant, Antonio	0	4	0	0	0/0	0	0	0/0	0	24
Edwards, Braylon	0	3	0	0	0/0	0	0	0/0	0	18
Heiden, Steve	0	3	0	0	0/0	0	0	0/0	0	18
Northcutt, Dennis	0	2	1	0	0/0	0	0	0/0	0	18
Droughns, Reuben	2	0	0	0	0/0	0	0	0/0	0	12
Bodden, Leigh	0	0	1	0	0/0	0	0	0/0	0	6
Cribbs, Joshua	0	0	1	0	0/0	0	0	0/0	0	6

PASSING	ATT	CMP	YDS	PCT	AV/AT
Differ, Trent	333	199	2,321	59.8	6.97
Frye, Charlie	164	98	1,002	59.4	6.07
Jackson, Frisman	0	0	0	0	0
Browns	498	297	3,323	59.6	6.67
Opponents	471	279	3,009	59.2	6.39

Frye, Charlie	1	0	0	0	0/0	0	0	0/0	0	6
Jackson, Frisman	0	1	0	0	0/0	0	0	0/0	0	6
Shea, Aaron	0	1	0	0	0/0	0	0	0/0	0	6
Smith, Terrelle	0	1	0	0	0/0	0	0	0/0	0	6
Wright, Jason	1	0	0	0	0/0	0	0	0/0	0	6
Browns	4	15	3	0	19/21	0	0	27/29	0	232
Opponents	11	19	1	0	31/31	0	0	28/35	0	301

SACKS: A.McKinley 5.0, C.Thompson 5.0, O.Royce 3.0, A.Davis 2.0, C.Crocker 2.0, K.Lang 2.0, N.Eason 2.0, E.Kelley 1.0, B.Pool 1.0 Browns: 23.0, Opponents: 46.0

RUSHING	NO	YDS	AVG	LG	TD
Droughns, Reuben	309	1,232	4.0	75t	2
Green, William	20	78	3.9	17	0
Frye, Charlie	18	60	3.3	16	1
Differ, Trent	20	46	2.3	12	0
Northcutt, Dennis	2	33	16.5	31	0
Wright, Jason	11	27	2.5	6t	1
Suggs, Lee	8	15	1.9	7	0
Smith, Terrelle	6	9	1.5	4	0
Bryant, Antonio	1	3	3.0	3	0
Browns	395	1,503	3.8	75t	4
Opponents	527	2,202	4.2	80t	11

RECEIVING	NO	YDS	AVG	LG	TD
Bryant, Antonio	69	1,009	14.6	54	4
Heiden, Steve	43	401	9.3	62t	3
Northcutt, Dennis	42	441	10.5	58t	2
Droughns, Reuben	39	369	9.5	51	0
Edwards, Braylon	32	512	16.0	80t	3
Jackson, Frisman	24	287	12.0	68t	1
Shea, Aaron	18	153	8.5	27	1
Smith, Terrelle	12	58	4.8	9	1
Suggs, Lee	6	26	4.3	8	0
Green, William	5	30	6.0	14	0
Wright, Jason	3	15	5.0	15	0
Irons, Paul	2	16	8.0	14	0
Cribbs, Joshua	1	7	7.0	7	0
Faine, Jeff	1	-1	-1.0	-1	0
Browns	297	3,323	11.2	80t	15
Opponents	279	3,009	10.8	51t	19

INTERCEPTIONS	NO	YDS	AVG	LG	TD
Russell, Brian	3	50	16.7	37	0
Bodden, Leigh	3	6	2.0	6	0
Crocker, Chris	2	35	17.5	24	0
McCutcheon, Daylon	2	14	7.0	14	0
Baxter, Gary	2	10	5.0	10	0
Davis, Andre'	1	14	14.0	14	0
Pool, Brodney	1	1	1.0	1	0
Stewart, Matt	1	0	0.0	0	0
Browns	15	130	8.7	37	0
Opponents	17	215	12.6	72	0

PUNTING	NO	YDS	AVG	IN20	TB	LG	BLK
Richardson, Kyle	78	3,181	40.8	34.0	9	61	0
Dawson, Phil	2	53	26.5	26.5	0	31	0
Browns	80	3,234	40.4	33.8	9	61	0
Opponents	72	3,058	42.5	35.1	8	60	0

PUNT RETURNS	NO	FC	YDS	AVG	LG	TD
Northcutt, Dennis	35	13	368	10.5	62t	1
Cribbs, Joshua	1	0	5	5.0	5	0
Jones, Sean	1	0	0	0.0	0	0
Browns	37	13	373	10.1	62t	1
Opponents	36	9	347	9.6	51	0

KICKOFF RETURNS	NO	YDS	AVG	LG	TD
Cribbs, Joshua	45	1,094	24.3	90t	1
Droughns, Reuben	5	119	23.8	35	0
Green, William	5	79	15.8	22	0
Perkins, Antonio	3	82	27.3	35	0
McIntyre, Carey	3	47	15.7	17	0
Shea, Aaron	3	29	9.7	13	0
Smith, Terrelle	2	24	12.0	13	0
Wright, Jason	1	17	17.0	17	0
Jackson, Frisman	1	15	15.0	15	0
Browns	68	1,506	22.1	90t	1
Opponents	56	1,182	21.1	63	0

FIELD GOALS	1-19	20-29	30-39	40-49	50+	TOT
Dawson, Phil	2/2	11/11	9/11	5/5	0/0	27/29
Browns	2/2	11/11	9/11	5/5	0/0	27/29
Opponents	0/0	10/10	11/12	6/10	1/3	28/35

PASSING	ATT	CMP	YDS	PCT	AV/AT	TD	TD%	INT	INT%	LG	TKLD	RATING
Differ, Trent	333	199	2,321	59.8	6.97	11	3.3	12	3.6	80t	23/139	76.9
Frye, Charlie	164	98	1,002	59.4	6.07	4	2.4	5	3.6	45t	22/135	72.8
Jackson, Frisman	0	0	0	0	0	0	0	0	0	0	1/2	0
Browns	498	297	3,323	59.6	6.67	15	3.0	17	3.6	80t	46/276	75.4
Opponents	471	279	3,009	59.2	6.39	19	4.0	15	3.2	51t	23/142	78.2

STAFF

PLAYERS

2018 SEASON

HISTORY

RECORDS

GAME DAY



## 2006 (4-12)

COACH: Romeo Crennel

DIVISION FINISH: 4th AFC North

2006 USUAL STARTING LINEUPS

## OFFENSE

WR	84	Joe Jurevicius
LT	77	Kevin Shaffer
LG	63	Joe Andruzzi
C	66	Hank Fraley
RG	60	Cosey Coleman
RT	72	Ryan Tucker
TE	80	Kellen Winslow
WR	17	Braylon Edwards
QB	9	Charlie Frye
FB	42	Terrelle Smith
RB	34	Reuben Droughns

## DEFENSE

LDE	99	Orpheus Roye
NT	92	Ted Washington
RDE	97	Alvin McKinley
LLB	55	Willie McGinest
MLB	54	Andra Davis
WLB	58	D'Qwell Jackson
RLB	95	Kameron Wimbley
LCB	28	Leigh Bodden
RCB	39	Daven Holly
SS	26	Sean Jones
FS	27	Brian Russell

## RADIO ANNOUNCERS:

Jim Donovan, Doug Dieken (WMMS 100.7 FM, WTAM 1100 AM)

DATE	RESULT	OPPONENT	ATT
9/10	L, 14-19	New Orleans Saints	72,915
9/17	L, 17-34	at Cincinnati Bengals	66,072
9/24	L, 14-15	Baltimore Ravens	72,474
10/1	W, 24-21	at Oakland Raiders	61,426
10/8	L, 12-20	at Carolina Panthers	73,520
10/22	L, 7-17	Denver Broncos	73,024
10/29	W, 20-13	New York Jets	72,507
11/5	L, 25-32	at San Diego Chargers	65,558
11/12	W, 17-13	at Atlanta Falcons	70,793
11/19	L, 20-24	Pittsburgh Steelers	73,296
11/26	L, 0-30	Cincinnati Bengals	72,926
12/3	W, 31-28 (OT)	Kansas City Chiefs	71,927
12/7	L, 7-27	at Pittsburgh Steelers	55,246
12/17	L, 17-27	at Baltimore Ravens	70,857
12/24	L, 7-22	Tampa Bay Buccaneers	69,603
12/31	L, 6-14	at Houston Texans	70,097

TEAM STATISTICS	BROWNS	OPPONENT
Total First Downs	250	303
Rushing	72	107
Passing	153	178
Penalty	25	18
3rd Down: Made/Att	70/209	100/228
3rd Down Pct.	33.5%	43.9%
4th Down: Made/Att	6/15	4/10
4th Down Pct.	40.0%	40.0%
Possession Avg.	29:21	30:39
Total Net Yards	4,233	5,517
Avg. Per Game	264.6	344.8
Total Plays	938	1,041
Avg. Per Play	4.5	5.3
Net Yards Rushing	1,335	2,275
Avg. Per Game	83.4	142.2
Total Rushes	372	514
Net Yards Passing	2,898	3,242
Avg. Per Game	181.1	202.6
Sacked/Yards Lost	54/349	28/137
Gross Yards	3,247	3,379
Att./Completions	512/318	499/283
Completion Pct.	62.1%	56.7%
Had Intercepted	25	18
Punts/Average	83/43.6	77/43.0
Net Punting Avg.	37.9	36.9
Penalties/Yards	74/687	84/678
Fumbles/Ball Lost	23/17	13/9
Touchdowns	25	40
Rushing	7	14
Passing	15	20
Returns	3	6

SCORE BY PERIODS	1ST	2ND	3RD	4TH	OT	TOT
Browns	29	74	41	91	3	— 238
Opponents	64	90	95	107	0	— 356

SCORING	RU	PA	ST	DF	PAT	2RU	2RD	FG	SAF	TP
Dawson, Phil	0	0	0	0	25/25	0	0	21/29	0	88
Edwards, Braylon	6	0	6	0	0/0	0	0	0/0	0	36
Droughns, Reuben	4	4	0	0	0/0	0	0	0/0	0	24
Jurevicius, Joe	3	0	3	0	0	0	0/0	0/0	0	18

PASSING	ATT	CMP	YDS	PCT	AVI/AT	TD	TD%	INT	INT%	LG	TKLD	RATING
Frye, Charlie	393	252	2,454	64.1	6.2	10	2.5	17	4.3	75	44/262	72.0
Anderson, Derek	117	66	793	56.4	6.8	5	4.3	8	6.8	54	8/66	63.1
Dorsey, Ken	1	0	0	0.0	0.0	0	0.0	0	0.0	0	1/7	39.6
Cribbs, Joshua	1	0	0	0.0	0.0	0	0.0	0	0.0	0	0/0	39.6
Winslow, Kellen	0	0	0	0.0	0.0	0	0.0	0	0.0	0	1/14	0.0
Browns	512	318	3,247	62.1	6.3	15	2.9	25	4.9	75	54/349	69.7
Opponents	499	283	3,379	56.7	6.8	20	4.0	18	3.6	77t	28/137	75.9

Frye, Charlie	3	3	0	0	0	0	0/0	0/0	0	18
Winslow, Kellen	3	0	3	0	0	0	0/0	0/0	0	18
Holly, Daven	2	0	0	2	0	0	0/0	0/0	0	12
Heiden, Steve	2	0	2	0	0	0	0/0	0/0	0	12
Dinkins, Darnell	1	0	1	0	0	0	0/0	0/0	0	6
Cribbs, Joshua	1	0	0	1	0	0	0/0	0/0	0	6
Browns	25	7	15	3	0	0	25/25	21/29	0	238
Opponents	40	14	20	6	0	0	36/38	26/31	1	356

SACKS: K.Wimbley 11.0, S.Fraser 4.5, W.McGinest 4.0, C.Thompson 2.0, A.McKinley

1.0, M.Stewart 1.0, A.Davis 1.0, B.Pool 1.0, L.Williams 1.0, O.Royce 1.0, S.Jones 0.5

Browns: 28.0, Opponents: 54.0

RUSHING	NO	YDS	AVG	LG	TD
Droughns, Reuben	220	758	3.4	22	4
Frye, Charlie	47	215	4.6	17	3
Wright, Jason	62	189	3.0	18	0
Harrison, Jerome	20	60	3.0	15	0
Anderson, Derek	4	47	11.8	33	0
Northcutt, Dennis	3	32	10.7	16	0
Smith, Terrelle	8	14	1.8	3	0
Cribbs, Joshua	2	11	5.5	9	0
Edwards, Braylon	3	7	2.3	8	0
Vickers, Lawrence	3	2	0.7	2	0
Browns	372	1,335	3.6	33	7
Opponents	514	2,275	4.4	59t	14

RECEIVING	NO	YDS	AVG	LG	TD
Winslow, Kellen	89	875	9.8	40	3
Edwards, Braylon	61	884	14.5	75	6
Jurevicius, Joe	40	495	12.4	52	3
Heiden, Steve	36	249	6.9	13	2
Droughns, Reuben	27	169	6.3	24	0
Northcutt, Dennis	22	228	10.4	43	0
Cribbs, Joshua	10	91	9.1	14	0
Harrison, Jerome	9	47	5.2	12	0
Smith, Terrelle	8	21	2.6	7	0
Wright, Jason	6	82	13.7	54	0
Vickers, Lawrence	6	60	10.0	29	0
Wilson, Travis	2	32	16.0	16	0
Dinkins, Darnell	2	14	7.0	11	1
Browns	318	3,247	10.2	75	15
Opponents	283	3,379	11.9	77t	20

INTERCEPTIONS	NO	YDS	AVG	LG	TD
Holly, Daven	5	127	25.4	57t	1
Jones, Sean	5	46	9.2	19	0
Bodden, Leigh	2	48	24.0	35	0
Davis, Andre'	2	19	9.5	19	0
Baxter, Gary	1	10	10.0	10	0
Russell, Brian	1	6	6.0	6	0
McGinest, Willie	1	0	0.0	0	0
Pool, Brodney	1	0	0.0	0	0
Browns	18	256	14.2	57t	1
Opponents	25	273	10.9	37	2

PUNTING	NO	YDS	AVG	IN20	TB	LG	BLK
Zastudil, Dave	81	3,563	44.0	38.4	7	61	0
Dawson, Phil	2	58	29.0	19.0	1	31	0
Browns	83	3,621	43.6	37.9	8	61	0
Opponents	77	3,309	43.0	36.9	5	69	0

PUNT RETURNS	NO	FC	YDS	AVG	LG	TD
Northcutt, Dennis	28	13	312	11.1	81	0
Cribbs, Joshua	6	3	51	8.5	34	0
Jones, Sean	1	0	8	8.0	8	0
Unck, Mason	1	0	0	0.0	0	0
Browns	36	16	371	10.3	81	0
Opponents	43	11	312	7.3	37	0

KICKOFF RETURNS	NO	YDS	AVG	LG	TD
Cribbs, Joshua	61	1,494	24.5	92t	1
Vickers, Lawrence	5	84	16.8	22	0
Dinkins, Darnell	3	44	14.7	20	0
Heiden, Steve	1	11	11.0	11	0
Friedman, Lennie	1	2	2.0	2	0
Browns	71	1,635	23.0	92t	1
Opponents	48	1,053	21.9	99t	1

FIELD GOALS	1-19	20-29	30-39	40-49	50+	TOT
Dawson, Phil	0/0	5/6	9/10	6/12	1/1	21/29
Browns	0/0	5/6	9/10	6/12	1/1	21/29
Opponents	1/1	12/12	6/7	6/8	1/3	26/31



2007 (10-6)

COACH: Romeo Crennel			
DIVISION FINISH: 2nd AFC North			
2007 USUAL STARTING LINEUPS			
OFFENSE		DEFENSE	
WR 84	Joe Jurevicius	LDE 99	Orpheus Roye
LT 73	Joe Thomas	91	Shaun Smith
LG 65	Eric Steinbach	NT 78	Ethan Kelley
C 66	Hank Fraley	92	Ted Washington
RG 68	Seth McKinney	RDE 98	Robaire Smith
72	Ryan Tucker	LLB 55	Willie McGinest
RT 77	Kevin Shaffer	MLB 54	Andra Davis
TE 80	Kellen Winslow	WLB 58	D'Qwell Jackson
WR 17	Braylon Edwards	RLB 95	Kameron Wimbley
QB 3	Derek Anderson	LCB 28	Leigh Bodden
FB 47	Lawrence Vickers	RCB 24	Eric Wright
RB 31	Jamal Lewis	SS 26	Sean Jones
RADIO ANNOUNCERS:		FS 21	Brodrey Pool
Jim Donovan, Doug Dieken (WMMS 100.7 FM, WTAM 1100 AM)			

DATE	RESULT	OPPONENT	ATT
9/9	L, 7-34	Pittsburgh Steelers	73,089
9/16	W, 51-45	Cincinnati Bengals	72,801
9/23	L, 24-26	at Oakland Raiders	51,075
9/30	W, 27-13	Baltimore Ravens	73,024
10/7	L, 17-34	at New England Patriots	68,756
10/14	W, 41-31	Miami Dolphins	73,198
10/28	W, 27-20	at St. Louis Rams	62,777
11/4	W, 33-30 (OT)	Seattle Seahawks	72,927
11/11	L, 28-31	at Pittsburgh Steelers	64,781
11/18	W, 33-30 (OT)	at Baltimore Ravens	71,055
11/25	W, 27-17	Houston Texans	72,926
12/2	L, 21-27	at Arizona Cardinals	64,791
12/9	W, 24-18	at New York Jets	76,822
12/16	W, 8-0	Buffalo Bills	73,196
12/23	L, 14-19	at Cincinnati Bengals	66,023
12/30	W, 20-7	San Francisco 49ers	73,041

TEAM STATISTICS	BROWNS	OPPONENT
Total First Downs	315	335
Rushing	110	100
Passing	192	211
Penalty	13	24
3rd Down: Made/Att	86/204	79/215
3rd Down Pct.	42.2%	36.7%
4th Down: Made/Att	6/15	11/25
4th Down Pct.	40.0%	44.0%
Possession Avg.	29:10	30:50
Total Net Yards	5,621	5,753
Avg. Per Game	351.3	359.6
Total Plays	1,004	1,066
Avg. Per Play	5.6	5.4
Net Yards Rushing	1,895	2,072
Avg. Per Game	118.4	129.5
Total Rushes	440	460
Net Yards Passing	3,726	3,681
Avg. Per Game	232.9	230.1
Sacked/Yards Lost	19/140	28/186
Gross Yards	3,866	3,867
Attempts/Completions	545/305	578/340
Completion Pct.	56.0%	58.8%
Had Intercepted	20	17
Punts/Average	69/42.0	69/40.2
Net Punting Avg.	35.8	32.9
Penalties/Yards	114/868	80/581
Fumbles/Ball Lost	22/9	19/10
Touchdowns	46	41
Rushing	13	8
Passing	29	29
Returns	4	4

SCORE BY PERIODS		1ST	2ND	3RD	4TH	OT	TOT		
Browns		60	144	87	105	6	—	402	
Opponents		85	112	82	103	0	—	382	
SCORING		TD	RU	PA	RT	PAT	FG	2PT	PTS
Dawson, Phil		0	0	0	0	42/43	26/30	0	120

PASSING	ATT	CMP	YDS	PCT	AV/AT
Anderson, Derek	227	298	3,787	56.5	7.2
Quinn, Brady	8	3	45	37.5	5.6
Frye, Charlie	10	4	34	40.0	3.4
Cribbs, Joshua	0	0	0	0.0	0.0
Browns	545	305	3,866	56.0	7.1
Opponents	578	340	3,867	58.8	6.7

Edwards, Braylon	16	0	16	0	0/0	0/0	0 96
Lewis, Jamal	11	9	2	0	0/0	0/0	0 66
Winslow, Kellen	5	0	5	0	0/0	0/0	1 32
Jurevicius, Joe	3	0	3	0	0/0	0/0	1 20
Cribbs, Joshua	3	0	0	3	0/0	0/0	0 18
Anderson, Derek	3	3	0	0	0/0	0/0	0 18
Vickers, Lawrence	2	0	2	0	0/0	0/0	0 12
Pool, Brodney	1	0	0	1	0/0	0/0	0 6
Carter, Tim	1	0	1	0	0/0	0/0	0 6
Wright, Jason	1	1	0	0	0/0	0/0	0 6
Browns	46	13	29	4	42/43	26/30	2 402
Opponents	41	8	29	4	38/38	32/35	1 382

SACKS: K.Wimbley 5.0, R.Smith 4.0, A.Peek 4.0, L.Williams 4.0, W.McGinest 3.0, S.Smith 2.0, E.Wright 1.0, E.Kelley 1.0, M.Adams 1.0, D.Jackson 1.0, C.Thompson 1.0, S.Jones 0.5, O.Roye 0.5 Browns: 28.0, Opponents: 19.0

RUSHING	NO	YDS	AVG	LG	TD
Lewis, Jamal	298	1,304	4.4	66t	9
Wright, Jason	60	277	4.6	18	1
Harrison, Jerome	23	142	6.2	17	0
Anderson, Derek	32	70	2.2	11	3
Cribbs, Joshua	9	61	6.8	18	0
Vickers, Lawrence	15	43	2.9	7	0
Frye, Charlie	1	1	1.0	1	0
Zastudil, Dave	2	-3	-1.5	0	0
Browns	440	1,895	4.3	66t	13
Opponents	460	2,072	4.5	37	8

RECEIVING	NO	YDS	AVG	LG	TD
Winslow, Kellen	82	1,106	13.5	49	5
Edwards, Braylon	80	1,289	16.1	78t	16
Jurevicius, Joe	50	614	12.3	50	3
Lewis, Jamal	30	248	8.3	34	2
Wright, Jason	24	233	9.7	23	0
Vickers, Lawrence	13	91	7.0	25	2
Heiden, Steve	12	104	8.7	27	0
Carter, Tim	8	117	14.6	22	1
Cribbs, Joshua	3	37	12.3	18	0
Harrison, Jerome	2	19	9.5	15	0
Dinkins, Darnell	1	8	8.0	8	0
Browns	305	3,866	12.7	78t	29
Opponents	340	3,867	11.4	42	29

INTERCEPTIONS	NO	YDS	AVG	LG	TD
Bodden, Leigh	6	75	12.5	26	0
Jones, Sean	5	37	7.4	26	0
Pool, Brodney	2	103	51.5	100t	1
McDonald, Brandon	2	0	0.0	0	0
Jackson, D'Qwell	1	1	1.0	1	0
Wright, Eric	1	0	0.0	0	0
Browns	17	216	12.7	100t	1
Opponents	20	422	21.1	71t	2

PUNTING	NO	YDS	AVG	NET	TB	IN	LG	B
Zastudil, Dave	49	2,046	41.8	34.6	4	14	64	0
Player, Scott	13	593	45.6	40.3	2	6	57	0
Ernster, Paul	7	256	36.6	35.6	0	2	43	0
Browns	69	2,895	42.0	35.8	6	22	64	0
Opponents	69	2,774	40.2	32.9	5	19	69	0

PUNT RETURNS	NO	FC	YDS	AVG	LG	TD
Cribbs, Joshua	30	10	405	13.5	76t	1
Browns	30	10	405	13.5	76t	1
Opponents	34	8	308	9.1	94t	1

KICKOFF RETURNS	NO	YDS	AVG	LG	TD
Cribbs, Joshua	59	1,809	30.7	100t	2
Dinkins, Darnell	7	62	8.9	19	0
Wright, Jason	3	49	16.3	20	0
Friedman, Lennie	2	14	7.0	13	0
Jurevicius, Joe	1	9	9.0	9	0
Browns	72	1,943	27.0	100t	2
Opponents	76	1,590	20.9	65	0

FIELD GOALS	1-19	20-29	30-39	40-49	50+	TOT
Dawson, Phil	2/2	9/10	7/8	7/8	1/2	26/30
Browns	2/2	9/10	7/8	7/8	1/2	26/30
Opponents	1/1	12/12	11/11	8/11	0/0	32/35

	TD	TD%	INT	INT%	LG	TKLD	RATING
Anderson, Derek	29	5.5	19	3.6	78t	14/109	82.5
Quinn, Brady	0	0.0	0	0.0	18	0/0	56.8
Frye, Charlie	0	0.0	1	10.0	15	5/31	10.0
Cribbs, Joshua	0	0.0	0	0.0	0	0/0	0.0
Browns	29	5.3	20	3.7	78t	19/140	80.7
Opponents	29	5.0	17	2.9	42	28/186	83.4



## 2008 (4-12)

**COACH:** Romeo Crennel  
**DIVISION FINISH:** 4th AFC North

**2008 USUAL STARTING LINEUPS**

OFFENSE		DEFENSE	
WR 18	Donte' Stallworth	LE 99	Corey Williams
12	Syndric Steptoe	NT 92	Shaun Rogers
LT 73	Joe Thomas	RE 99	Shaun Smith
LG 65	Eric Steinbach	93	Louis Leonard
C 66	Hank Fraley	LOLB 55	Willie McGinest
RG 70	Rex Hadnot	MLB 54	Andra Davis
RT 77	Kevin Shaffer	WLB 52	D'Qwell Jackson
TE 80	Kellen Winslow	ROLB 95	Kameron Wimbley
82	Steve Heiden	LCB 24	Eric Wright
WR 17	Braylon Edwards	RCB 22	Brandon McDonald
QB 3	Derek Anderson	SS 26	Sean Jones
RB 31	Jamal Lewis	SS 20	Mike Adams
FB 47	Lawrence Vickers	FS 21	Brodney Pool
41	Charles Ali		

**RADIO ANNOUNCERS:**  
 Jim Donovan, Doug Dieken (WMMS 100.7 FM, WTAM 1100 AM)

DATE	RESULT	OPPONENT	ATT
9/7	L, 10-28	Dallas Cowboys	73,012
9/14	L, 6-10	Pittsburgh Steelers	73,048
9/21	L, 10-28	at Baltimore Ravens	71,104
9/28	W, 20-12	at Cincinnati Bengals	65,541
10/13	W, 35-14	New York Giants	73,102
10/19	L, 11-14	at Washington Redskins	90,487
10/26	W, 23-17	at Jacksonville Jaguars	64,775
11/2	L, 27-37	Baltimore Ravens	73,078
11/6	L, 30-34	Denver Broncos	73,141
11/17	W, 29-27	at Buffalo Bills	71,645
11/23	L, 6-16	Houston Texans	72,077
11/30	L, 6-10	Indianapolis Colts	72,411
12/7	L, 9-28	at Tennessee Titans	69,143
12/15	L, 10-30	at Philadelphia Eagles	69,144
12/21	L, 0-14	Cincinnati Bengals	72,361
12/28	L, 0-31	at Pittsburgh Steelers	63,553

TEAM STATISTICS		BROWNS	OPPONENT
Total First Downs		233	315
Rushing		84	125
Passing		127	176
Penalty		22	14
3rd Down: Made/Att		72/212	95/207
3rd Down Pct.		34.0	45.9
4th Down: Made/Att		6/14	11/17
4th Down Pct.		42.9	64.7
Possession Avg.		27:33	32:27
Total Net Yards		3,985	5,704
Avg. Per Game		249.1	356.5
Total Plays		921	1,004
Avg. Per Play		4.3	5.7
Net Yards Rushing		1,605	2,431
Avg. Per Game		100.3	151.9
Total Rushes		409	541
Net Yards Passing		2,380	3,273
Avg. Per Game		148.8	204.6
Sacked/Yards Lost		24/157	17/90
Gross Yards		2,537	3,363
Att./Completions		488/238	446/286
Completion Pct.		48.8	64.1
Had Intercepted		20	23
Punts/Average		76/45.3	59/40.7
Net Punting Avg.		76/39.3	59/34.1
Penalties/Yards		100/669	95/770
Fumbles/Ball Lost		17/6	19/8
Touchdowns		20	42
Rushing		6	16
Passing		11	19
Returns		3	7

SCORE BY PERIODS	1ST	2ND	3RD	4TH	OT	TOT
Browns	45	76	29	82	0	— 232
Opponents	51	119	74	106	0	— 350

SCORING	TD	RU	PA	RT	AT	FG	2PT	PTS
Dawson, Phil	0	0	0	0	18/18	30/36	0	108
Lewis, Jamal	4	4	0	0	0/0	0/0	0	24
Edwards, Braylon	3	0	3	0	0/0	0/0	2	22
Cribbs, Joshua	3	1	1	1	0/0	0/0	0	18

PASSING	ATT	CMP	YDS	PCT	AV/AT
Anderson, Derek	283	142	1,615	50.2	5.71
Dorsey, Ken	91	43	370	47.3	4.07
Quinn, Brady	89	45	518	50.6	5.82
Gradkowski, Bruce	21	7	26	33.3	1.24
Cribbs, Joshua	4	1	8	25.0	2.00
Browns	488	238	2,537	48.8	5.20
Opponents	446	286	3,363	64.1	7.54

Winslow, Kellen	3	0	3	0	0/0	0/0	0	18
Harrison, Jerome	2	1	1	0	0/0	0/0	0	12
Dinkins, Darnell	1	0	1	0	0/0	0/0	0	6
McDonald, Brandon	1	0	0	1	0/0	0/0	0	6
Stallworth, Donte'	1	0	1	0	0/0	0/0	0	6
Wright, Eric	1	0	0	1	0/0	0/0	0	6
Wright, Jason	1	0	1	0	0/0	0/0	0	6
Browns	20	6	11	3	18/18	30/36	2	232
Opponents	42	16	19	7	41/41	19/28	0	350

**SACKS:** S.Rogers 4.5, K.Wimbley 4.0, A.Hall 3.0, D.Jackson 2.0, B.Pool 1.0, W.McGinest 1.0, N.Sorensen 0.5, C.Williams 0.5, S.Thomas 0.5 **Browns: 17.0, Opponents: 24.0**

RUSHING	NO	YDS	AVG	LG	TD
Lewis, Jamal	279	1,002	3.6	29	4
Harrison, Jerome	34	246	7.2	72t	1
Cribbs, Joshua	29	167	5.8	27	1
Wright, Jason	23	85	3.7	11	0
Anderson, Derek	25	55	2.2	15	0
Vickers, Lawrence	10	31	3.1	10	0
Quinn, Brady	5	21	4.2	12	0
Gradkowski, Bruce	1	2	2.0	2	0
Dorsey, Ken	2	0	0.0	0	0
Stallworth, Donte'	1	-4	-4.0	-4	0
Browns	409	1,605	3.9	72t	6
Opponents	541	2,431	4.5	60	16

RECEIVING	NO	YDS	AVG	LG	TD
Edwards, Braylon	55	873	15.9	70	3
Winslow, Kellen	43	428	10.0	30	3
Heiden, Steve	23	249	10.8	51	0
Lewis, Jamal	23	178	7.7	18	0
Wright, Jason	22	156	7.1	17	1
Steptoe, Syndric	19	182	9.6	53	0
Stallworth, Donte'	17	170	10.0	19	1
Harrison, Jerome	12	116	9.7	23	1
Vickers, Lawrence	10	78	7.8	21	0
Dinkins, Darnell	5	41	8.2	22t	1
Ali, Charles	4	13	3.3	12	0
Cribbs, Joshua	2	18	9.0	17	1
Rucker, Martin	2	17	8.5	9	0
Sanders, Steve	1	18	18.0	18	0
Browns	238	2,537	10.7	70	11
Opponents	286	3,363	11.8	93t	19

INTERCEPTIONS	NO	YDS	AVG	LG	TD
McDonald, Brandon	5	146	29.2	98	1
Jones, Sean	4	27	6.8	20	0
Wright, Eric	3	131	43.7	94t	1
Pool, Brodney	3	45	15.0	24	0
Jackson, D'Qwell	3	29	9.7	16	0
Adams, Mike	2	18	9.0	18	0
Cousin, Terry	1	4	4.0	4	0
Davis, Andra	1	4	4.0	4	0
Wimbley, Kameron	1	2	2.0	2	0
Browns	23	406	17.7	98	2
Opponents	20	381	19.1	50t	5

PUNTING	NO	YDS	AVG	NET	TB	IN	LG	B
Zastudil, Dave	75	3,410	45.5	39.4	11	23	65	0
Dawson, Phil	1	33	33.0	33.0	0	1	33	0
Browns	76	3,443	45.3	39.3	11	24	65	0
Opponents	59	2,403	40.7	34.1	7	18	59	0

PUNT RETURNS	NO	FC	YDS	AVG	LG	TD
Cribbs, Joshua	28	7	228	8.1	32	0
Steptoe, Syndric	2	0	23	11.5	14	0
Browns	30	7	251	8.4	32	0
Opponents	32	7	235	7.3	44	0

KICKOFF RETURNS	NO	YDS	AVG	LG	TD
Cribbs, Joshua	44	1,110	25.2	92t	1
Dinkins, Darnell	3	37	12.3	14	0
Lawson, Gerard	3	72	24.0	43	0
Steptoe, Syndric	3	61	20.3	23	0
Ali, Charles	1	10	10.0	10	0
Cieslak, Brad	1	7	7.0	7	0
McKinney, Seth	1	0	0.0	0	0
Sowells, Isaac	1	0	0.0	0	0
Wright, Jason	1	15	15.0	15	0
Browns	58	1,312	22.6	92t	1
Opponents	53	1,228	23.2	98t	1

FIELD GOALS	1-19	20-29	30-39	40-49	50+	TOT
Dawson, Phil	0/0	10/10	12/14	5/6	3/6	30/36
Browns	0/0	10/10	12/14	5/6	3/6	30/36
Opponents	0/0	4/4	10/13	4/9	1/2	19/28

	TD	TD%	INT	INT%	LG	TKLD	RATING
Anderson, Derek	9	3.2	8	2.8	70	14/ 87	66.5
Dorsey, Ken	0	0.0	7	7.7	28	5/ 43	26.4
Quinn, Brady	2	2.2	2	2.2	42	1/ 9	66.6
Gradkowski, Bruce	0	0.0	3	14.3	12	4/ 18	2.8
Cribbs, Joshua	0	0.0	0	0.0	8	0/ 0	39.6
Browns	11	2.3	20	4.1	70	24/ 157	54.8
Opponents	19	4.3	23	5.2	93t	17/ 90	79.7



2009 (5-11)

COACH: Eric Mangini

DIVISION FINISH: 4th AFC North

2009 USUAL STARTING LINEUPS

OFFENSE		DEFENSE	
WR 16	Joshua Cribbs	LE 90	Kenyon Coleman
LT 73	Joe Thomas	NT 92	Shaun Rogers
LG 65	Eric Steinbach	RE 98	Robaire Smith
C 55	Alex Mack	OLB 95	Kameron Wimbley
RG 77	Floyd Womack	ILB 96	David Bowens
RT 78	John St. Clair	ILB 50	Eric Barton
TE 84	Robert Royal	93	Jason Trusnik
WR 11	Mohamed Massaquoi	OLB 96	David Bowens
QB 10	Brady Quinn	LCB 24	Eric Wright
3	Derek Anderson	RCB 22	Brandon McDonald
RB 31	Jamal Lewis	20	Mike Adams
35	Jerome Harrison	S 21	Brodney Pool
FB 47	Lawrence Vickers	S 26	Abram Elam

RADIO ANNOUNCERS:  
Jim Donovan, Doug Dieken (WMMS 100.7 FM, WTAM 1100 AM)

DATE	RESULT	OPPONENT	ATT
9/13	L, 20-34	Minnesota Vikings	70/560
9/20	L, 6-27	at Denver Broncos	73/931
9/27	L, 3-34	at Baltimore Ravens	70/950
10/4	L, 20-23 (OT)	Cincinnati Bengals	69/844
10/11	W, 6-3	at Buffalo Bills	70/526
10/18	L, 14-27	at Pittsburgh Steelers	64/398
10/25	L, 3-31	Green Bay Packers	69/797
11/1	L, 6-30	at Chicago Bears	62/262
11/16	L, 0-16	Baltimore Ravens	69/023
11/22	L, 37-38	at Detroit Lions	43/170
11/29	L, 7-16	at Cincinnati Bengals	64/553
12/6	L, 23-30	San Diego Chargers	67/978
12/10	W, 13-6	Pittsburgh Steelers	69/009
12/20	W, 41-34	at Kansas City Chiefs	53/315
12/27	W, 23-9	Oakland Raiders	67/964
1/3	W, 23-17	Jacksonville Jaguars	66/935

TEAM STATISTICS	BROWNS	OPPONENT
Total First Downs	237	336
Rushing	102	120
Passing	118	189
Penalty	17	27
3rd Down: Made/Att	76/233	86/221
3rd Down Pct.	32.6	38.9
4th Down: Made/Att	10/15	10/20
4th Down Pct.	66.7	50.0
Possession Avg.	28:28	31:32
Total Net Yards	4,163	6,229
Avg. Per Game	260.2	389.3
Total Plays	971	1,072
Avg. Per Play	4.3	5.8
Net Yards Rushing	2,087	2,314
Avg. Per Game	130.4	144.6
Total Rushes	498	506
Net Yards Passing	2,076	3,915
Avg. Per Game	129.8	244.7
Sacked/Yards Lost	30/179	40/234
Gross Yards	2,255	4,149
Att./Completions	443/219	526/313
Completion Pct.	49.4	59.5
Had Intercepted	18	10
Punts/Average	94/42.3	77/43.1
Net Punting Avg.	94/37.8	77/35.4
Penalties/Yards	77/678	101/812
Fumbles/Ball Lost	21/13	17/9
Touchdowns	25	41
Rushing	10	15
Passing	11	22
Returns	4	4

SCORE BY PERIODS	1ST	2ND	3RD	4TH	OT	TOT
Browns	66	70	46	63	0	245
Opponents	65	132	87	88	3	375

SCORING	TD	RU	PA	RT	PAT	FG	2PT	PTS
Dawson, Phil	0	0	0	0	18/19	17/19	0	69
Harrison, Jerome	7	5	2	0	0/0	0/0	0	46
Cribbs, Joshua	6	1	1	4	0/0	0/0	0	36
Cundiff, Billy	0	0	0	0	4/4	6/6	0	22

PASSING	ATT	CMP	YDS	PCT	AV/AT
Quinn, Brady	256	136	1,339	53.1	5.23
Anderson, Derek	182	81	888	44.5	4.88
Cribbs, Joshua	4	1	18	25.0	4.50
Dawson, Phil	1	1	10	100.0	10.00
Browns	443	219	2,255	49.4	5.09
Opponents	526	313	4,149	59.5	7.89

Massaquoi, Mohamed	3	0	3	0	0/0	0/0	0	18
Anderson, Derek	2	2	0	0	0/0	0/0	0	12
Stuckey, Chansi	1	0	1	0	0/0	0/0	0	6
Gaines, Michael	1	0	1	0	0/0	0/0	0	6
Heiden, Steve	1	0	1	0	0/0	0/0	0	6
Jennings, Chris	1	1	0	0	0/0	0/0	0	6
Quinn, Brady	1	1	0	0	0/0	0/0	0	6
Royal, Robert	1	0	1	0	0/0	0/0	0	6
Vickers, Lawrence	1	0	1	0	0/0	0/0	0	6
Lewis, Jamal	0	0	0	0	0/0	0/0	1	2
Browns	25	10	11	4	22/23	23/25	1	245
Opponents	41	15	22	4	39/41	30/36	0	375

SACKS: K.Wimbley 6.5, D.Bowens 5.5, M.Roth 4.0, C.Williams 4.0, M.Benard 3.5, J.Trusnik 2.5, K.Maivia 2.5, S.Rogers 2.0, R.Smith 1.5, B.Schaeferling 1.5, K.Coleman 1.5, H.Poteat 1.0, M.Adams 1.0, B.Pool 1.0, A.Elam 1.0, B.McDonald 1.0 Browns: 40.0, Opponents: 30.0

RUSHING	NO	YDS	AVG	LG	TD
Harrison, Jerome	194	862	4.4	71t	5
Lewis, Jamal	143	500	3.5	18	0
Cribbs, Joshua	55	381	6.9	37	1
Jennings, Chris	63	220	3.5	16	1
Quinn, Brady	20	98	4.9	24	1
Davis, James	9	15	1.7	5	0
Anderson, Derek	10	8	0.8	3	2
Stuckey, Chansi	2	6	3.0	6	0
Hodges, Reggie	1	0	0.0	0	0
Massaquoi, Mohamed	1	-3	-3.0	-3	0
Browns	498	2,087	4.2	71t	10
Opponents	506	2,314	4.6	64t	15

RECEIVING	NO	YDS	AVG	LG	TD
Massaquoi, Mohamed	34	624	18.4	59t	3
Harrison, Jerome	34	220	6.5	18	2
Furrey, Mike	23	170	7.4	22	0
Cribbs, Joshua	20	135	6.8	35	1
Stuckey, Chansi	19	198	10.4	40t	1
Moore, Evan	12	158	13.2	24	0
Royal, Robert	11	134	12.2	29	1
Edwards, Braylon	10	139	13.9	24	1
Heiden, Steve	10	73	7.3	14	1
Jennings, Chris	9	56	6.2	19	0
Lewis, Jamal	8	88	11.0	19	0
Vickers, Lawrence	8	27	3.4	12	1
Robiskie, Brian	7	106	15.1	43	0
Gaines, Michael	5	59	11.8	24	1
Estandia, Greg	4	45	11.3	28	0
Davis, James	4	5	1.3	2	0
Quinn, Brady	1	18	18.0	18	0
Browns	219	2,255	10.3	59t	11
Opponents	313	4,149	13.3	75t	22

INTERCEPTIONS	NO	YDS	AVG	LG	TD
Wright, Eric	4	74	18.5	47	0
Pool, Brodney	4	33	8.3	32	0
McDonald, Brandon	1	39	39.0	39	0
Bowens, David	1	15	15.0	15	0
Browns	10	161	16.1	47	0
Opponents	18	281	15.6	48t	2

PUNTING	NO	YDS	AVG	NET	TB	IN	LG	B
Hodges, Reggie	45	1,789	39.8	36.4	3	15	54	0
Zastudil, Dave	49	2,188	44.7	39.1	5	25	60	0
Browns	94	3,977	42.3	37.8	8	40	60	0
Opponents	77	3,322	43.1	35.4	7	26	66	0

PUNT RETURNS	NO	FC	YDS	AVG	LG	TD
Cribbs, Joshua	38	3	452	11.9	67t	1
Lawson, Gerard	1	0	4	4.0	4	0
Browns	39	3	456	11.7	67t	1
Opponents	40	21	262	6.6	36	0

KICKOFF RETURNS	NO	YDS	AVG	LG	TD
Cribbs, Joshua	56	1,542	27.5	103t	3
Lawson, Gerard	5	43	8.6	13	0
Harrison, Jerome	3	55	18.3	39	0
Elam, Abram	1	0	0.0	0	0
Estandia, Greg	1	9	9.0	9	0
Furrey, Mike	1	12	12.0	12	0
Trusnik, Jason	1	9	9.0	9	0
Vickers, Lawrence	1	0	0.0	0	0
Browns	69	1,670	24.2	103t	3
Opponents	52	984	18.9	46	0

FIELD GOALS	1-19	20-29	30-39	40-49	50+	TOT
Dawson, Phil	0/0	7/7	5/5	5/6	0/1	17/19
Cundiff, Billy	1/1	4/4	1/1	0/0	0/0	6/6
Browns	1/1	11/11	6/6	5/6	0/1	23/25
Opponents	1/1	7/8	15/18	5/6	2/3	30/36

PASSING	ATT	CMP	YDS	PCT	AV/AT	TD	TD%	INT	INT%	LG	TKLD	RATING
Quinn, Brady	256	136	1,339	53.1	5.23	8	3.1	7	2.7	59t	19/104	67.2
Anderson, Derek	182	81	888	44.5	4.88	3	1.6	10	5.5	43	11/175	42.1
Cribbs, Joshua	4	1	18	25.0	4.50	0	0.0	1	25.0	18	0/0	6.3
Dawson, Phil	1	1	10	100.0	10.00	0	0.0	0	0.0	10	0/0	108.3
Browns	443	219	2,255	49.4	5.09	11	2.5	18	4.1	59t	30/179	55.8
Opponents	526	313	4,149	59.5	7.89	22	4.2	10	1.9	75t	40/234	90.6



## 2010 (5-11)

COACH: Eric Mangini

DIVISION FINISH: 3rd AFC North

2010 USUAL STARTING LINEUPS

OFFENSE				DEFENSE			
WR	11	Mohamed Massaquoi	LE	90	Kenyon Coleman		
LT	73	Joe Thomas	NT	71	Ahyba Rubin		
LG	65	Eric Steinbach	RE	51	Brian Schaefering		
C	55	Alex Mack	OLB	93	Matt Roth		
RG	77	Floyd Womack	ILB	51	Chris Gocong		
RT	78	John St. Clair	ILB	50	Eric Barton		
TE	82	Benjamin Watson	OLB	99	Scott Fujita		
WR	80	Brian Robiskie	LCB	21	Eric Wright		
QB	12	Colt McCoy	RCB	24	Sheldon Brown		
RB	40	Peyton Hillis	S	43	T.J. Ward		
FB	47	Lawrence Vickers	S	26	Abram Elam		

RADIO ANNOUNCERS:

Jim Donovan, Doug Dieken (WMMS 100.7 FM, WTAM 1100 AM)

DATE	RESULT	OPPONENT	ATT
9/12	L, 14-17	at Tampa Bay Buccaneers	47,211
9/19	L, 14-16	Kansas City Chiefs	65,377
9/26	L, 17-24	at Baltimore Ravens	71,119
10/3	W, 23-20	Cincinnati Bengals	66,731
10/10	L, 10-20	Atlanta Falcons	65,290
10/17	L, 10-28	at Pittsburgh Steelers	65,168
10/24	W, 30-17	at New Orleans Saints	70,077
11/7	W, 34-14	New England Patriots	66,292
11/14	L, 20-26 (OT)	New York Jets	67,449
11/21	L, 20-24	at Jacksonville Jaguars	62,254
11/28	W, 24-23	Carolina Panthers	64,463
12/5	W, 13-10	at Miami Dolphins	65,942
12/12	L, 6-13	at Buffalo Bills	50,861
12/19	L, 17-19	at Cincinnati Bengals	56,342
12/26	L, 10-20	Baltimore Ravens	65,028
1/2	L, 9-41	Pittsburgh Steelers	68,303

TEAM STATISTICS	BROWNS	OPPONENT
Total First Downs	265	317
Rushing	87	102
Passing	154	195
Penalty	24	20
3rd Down: Made/Att	75/202	96/224
3rd Down Pct.	37.1	42.9
4th Down: Made/Att	5/7	11/15
4th Down Pct.	71.4	73.3
Possession Avg.	27:55	32:05
Total Net Yards	4,635	5,601
Avg. Per Game	289.7	350.1
Total Plays	927	1,041
Avg. Per Play	5.0	5.4
Net Yards Rushing	1,646	2,070
Avg. Per Game	102.9	129.4
Total Rushes	413	505
Net Yards Passing	2,989	3,531
Avg. Per Game	186.8	220.7
Sacked/Yards Lost	36/214	29/178
Gross Yards	3,203	3,709
Att./Completions	478/296	507/309
Completion Pct.	61.9	60.9
Had Intercepted	18	19
Punts/Average	78/43.9	64/44.0
Net Punting Avg.	39.0	37.8
Penalties/Yards	78/675	85/741
Fumbles/Ball Lost	29/11	16/9
Touchdowns	29	36
Rushing	13	7
Passing	13	26
Returns	3	3

SCORE BY PERIODS	1ST	2ND	3RD	4TH	OT	TOT
Browns	77	91	37	66	0	271
Opponents	40	134	47	105	6	332

SCORING	TD	RU	PA	RT	PAT	FG	2PT	PTS
Dawson, Phil	0	0	0	0	28/28	23/28	0	97
Hillis, Peyton	13	11	2	0	0/0	0/0	0	78
Robiskie, Brian	3	0	3	0	0/0	0/0	0	18
Watson, Benjamin	3	0	3	0	0/0	0/0	0	18
Massaquoi, Mohamed	2	0	2	0	0/0	0/0	0	12
Bowens, David	2	0	0	2	0/0	0/0	0	12
Royal, Robert	1	0	1	0	0/0	0/0	0	6
McCoy, Colt	1	1	0	0	0/0	0/0	0	6
Cribbs, Joshua	1	0	1	0	0/0	0/0	0	6

PASSING	ATT	CMP	YDS	PCT	AVI/AT	TD	TD%	INT	INT%	LG	TKLD	RATING
McCoy, Colt	222	135	1,576	60.8	7.1	6	2.7	9	4.1	47	23/132	74.5
Delhomme, Jake	149	93	872	62.4	5.9	2	1.3	7	4.7	49	6/49	63.4
Wallace, Seneca	101	64	694	63.4	6.9	4	4.0	2	2.0	65t	6/33	88.5
Massaquoi, Mohamed	1	1	29	100.0	29.0	1	100.0	0	0.0	29t	0/0	158.3
Cribbs, Joshua	3	2	19	66.7	6.3	0	0.0	0	0.0	10	1/0	84.0
Hillis, Peyton	2	1	13	50.0	6.5	0	0.0	0	0.0	13	0/0	70.0
Browns	478	296	3,203	61.9	6.7	13	2.7	18	3.8	65t	36/214	75.0
Opponents	507	309	3,709	60.9	7.3	26	5.1	19	3.7	78t	29/178	84.8

Elam, Abram 1 0 0 1 0/0 0/0 0 6  
 Stuckey, Chansi 1 1 0 0 0/0 0/0 0 6  
 Moore, Evan 1 0 1 0 0/0 0/0 0 6  
 Browns 29 13 13 3 28/28 23/28 0 271  
 Opponents 36 7 26 3 35/35 27/36 0 332  
**SACKS:** M. Benard 7.5, S. Fujita 3.5, M. Roth 3.5, K. Coleman 2.5, A. Rubin 2.0, A. Elam 2.0, S. Rogers 2.0, C. Gocong 2.0, M. Adams 1.0, J. Trusnik 1.0, J. Haden 1.0, D. Bowens 0.5, D. Robinson 0.5 **Browns: 29.0, Opponents: 36.0**

RUSHING	NO	YDS	AVG	LG	TD
Hillis, Peyton	270	1,177	4.4	48	11
McCoy, Colt	28	136	4.9	18	1
Harrison, Jerome	31	91	2.9	39	0
Bell, Mike	31	71	2.3	11	0
Hodges, Reggie	1	68	68.0	68	0
Cribbs, Joshua	20	66	3.3	19	0
Vickers, Lawrence	5	11	2.2	3	0
Wallace, Seneca	7	9	1.3	6	0
Davis, James	4	9	2.3	4	0
Stuckey, Chansi	3	9	3.0	11t	1
Mitchell, Carlton	1	9	9.0	9	0
Clayton, Thomas	1	0	0.0	0	0
Watson, Benjamin	1	-1	-1.0	-1	0
Delhomme, Jake	8	-2	-0.3	2	0
Massaquoi, Mohamed	1	-3	-3.0	-3	0
Figurs, Yarnon	1	-4	-4.0	-4	0
Browns	413	1,646	4.0	68	13
Opponents	505	2,070	4.1	55	7

RECEIVING	NO	YDS	AVG	LG	TD
Watson, Benjamin	68	763	11.2	44	3
Hillis, Peyton	61	477	7.8	47	2
Stuckey, Chansi	40	346	8.7	25	0
Massaquoi, Mohamed	36	483	13.4	41t	2
Robiskie, Brian	29	310	10.7	46t	3
Cribbs, Joshua	23	292	12.7	65t	1
Moore, Evan	16	322	20.1	49	1
Bell, Mike	6	62	10.3	28	0
Royal, Robert	5	56	11.2	20t	1
Harrison, Jerome	4	42	10.5	23	0
Vickers, Lawrence	4	15	3.8	10	0
McCoy, Colt	1	13	13.0	13	0
Wallace, Seneca	1	9	9.0	9	0
Aiken, Sam	1	7	7.0	7	0
Smith, Alex	1	6	6.0	6	0
Browns	296	3,203	10.8	65t	13
Opponents	309	3,709	12.0	78t	26

INTERCEPTIONS	NO	YDS	AVG	LG	TD
Haden, Joe	6	101	16.8	62	0
Bowens, David	2	94	47.0	64t	2
Adams, Mike	2	51	25.5	26	0
Ward, T.J.	2	39	19.5	23	0
Elam, Abram	2	18	9.0	18	0
Brown, Sheldon	2	0	0.0	0	0
Fujita, Scott	1	16	16.0	16	0
Rubin, Ahyba	1	1	1.0	1	0
Wright, Eric	1	0	0.0	0	0
Browns	19	320	16.8	64t	2
Opponents	18	267	14.8	64	3

PUNTING	NO	YDS	AVG	NET	TB	IN	LG	B
Hodges, Reggie	78	3,424	43.9	39.0	5	29	59	0
Browns	78	3,424	43.9	39.0	5	29	59	0
Opponents	64	2,817	44.0	37.8	8	27	61	0

PUNT RETURNS	NO	FC	YDS	AVG	LG	TD
Cribbs, Joshua	20	6	168	8.4	17	0
Stuckey, Chansi	2	3	5	2.5	5	0
Wright, Eric	0	0	62	0	62	0
Smith, Clifton	0	2	0	0	0	0
Browns	22	11	235	10.7	62	0
Opponents	40	13	285	7.1	33	0

KICKOFF RETURNS	NO	YDS	AVG	LG	TD
Cribbs, Joshua	40	814	20.4	37	0
Smith, Clifton	5	92	18.4	26	0
Bell, Mike	5	55	11.0	31	0
Haden, Joe	4	96	24.0	32	0
Ventrone, Ray	4	47	11.8	17	0
Harrison, Jerome	4	32	8.0	10	0
Benard, Marcus	4	26	6.5	11	0
Vickers, Lawrence	2	13	6.5	10	0
Davis, James	1	11	11.0	11	0
Gocong, Chris	1	5	5.0	5	0
Browns	70	1,191	17.0	37	0
Opponents	54	959	17.8	32	0

FIELD GOALS	1-19	20-29	30-39	40-49	50+	TOT
Dawson, Phil	3/3	7/7	10/10	3/5	0/3	23/28
Browns	3/3	7/7	10/10	3/5	0/3	23/28
Opponents	1/1	11/12	6/7	8/14	1/2	27/36



2011 (4-12)

<b>COACH:</b> Pat Shurmur			
<b>DIVISION FINISH:</b> 4th AFC North			
<b>2011 USUAL STARTING LINEUPS</b>			
<b>OFFENSE</b>		<b>DEFENSE</b>	
WR 11	Mohamed Massaquoi	LE 97	Jabaal Sheard
LT 73	Joe Thomas	DT 98	Phil Taylor
LG 62	Jason Pinkston	DT 71	Ahtyba Rubin
C 55	Alex Mack	RE 92	Jayme Mitchell
RG 66	Shawn Lauvao	SLB 99	Scott Fujita
RT 79	Tony Pashos	MLB 52	D'Qwell Jackson
TE 82	Benjamin Watson	WLB 51	Chris Gocong
WR 15	Greg Little	LCB 23	Joe Haden
QB 12	Colt McCoy	RCB 24	Sheldon Brown
RB 40	Peyton Hillis	FS 20	Mike Adams
WR 16	Joshua Cribbs	SS 43	T.J. Ward
<b>RADIO ANNOUNCERS:</b>		28 Usama Young	
Jim Donovan, Doug Dieken (WMMS 100.7 FM, WTAM 1100 AM)			

DATE	RESULT	OPPONENT	ATT
9/11	L, 17-27	Cincinnati Bengals	67,321
9/18	W, 27-19	at Indianapolis Colts	65,035
9/25	W, 17-16	Miami Dolphins	66,651
10/2	L, 13-31	Tennessee Titans	66,240
10/16	L, 17-24	at Oakland Raiders	57,300
10/23	W, 6-3	Seattle Seahawks	66,350
10/30	L, 10-20	at San Francisco 49ers	69,732
11/6	L, 12-30	at Houston Texans	71,511
11/13	L, 12-13	St. Louis Rams	64,900
11/20	W, 14-10	Jacksonville Jaguars	63,498
11/27	L, 20-23	at Cincinnati Bengals	48,260
12/4	L, 10-24	Baltimore Ravens	63,648
12/8	L, 3-14	at Pittsburgh Steelers	60,754
12/18	L, 17-20 (OT)	at Arizona Cardinals	60,443
12/24	L, 14-20	at Baltimore Ravens	71,083
1/1	L, 9-13	Pittsburgh Steelers	68,266

TEAM STATISTICS	BROWNS	OPPONENT
Total First Downs	278	301
Rushing	77	124
Passing	173	149
Penalty	28	28
3rd Down: Made/Att	92/238	95/230
3rd Down Pct.	38.7	41.3
4th Down: Made/Att	10/18	6/14
4th Down Pct.	55.6	42.9
Possession Avg.	29:07	30:53
Total Net Yards	4,621	5,318
Avg. Per Game	288.8	332.4
Total Plays	1,024	1,035
Avg. Per Play	4.5	5.1
Net Yards Rushing	1,531	2,359
Avg. Per Game	95.7	147.4
Total Rushes	415	534
Net Yards Passing	3,090	2,959
Avg. Per Game	193.1	184.9
Sacked/Yards Lost	39/210	32/199
Gross Yards	3,300	3,158
Att./Completions	570/320	469/265
Completion Pct.	56.1	56.5
Had Intercepted	13	9
Punts/Average	89/40.1	76/46.1
Net Punting Avg.	36.3	37.9
Penalties/Yards	95/847	90/726
Fumbles/Ball Lost	22/6	20/11
Touchdowns	21	31
Rushing	4	12
Passing	16	16
Returns	1	3

SCORE BY PERIODS	1ST	2ND	3RD	4TH	OT	TOT
Browns	26	83	35	74	0	218
Opponents	82	94	62	66	3	307

SCORING	TD	RU	PA	RT	PAT	FG	2PT	PTS
Dawson, Phil	0	0	0	0	20/20	24/29	0	92
Cribbs, Joshua	5	0	4	1	0/0	0/0	0	30
Moore, Evan	4	0	4	0	0/0	0/0	0	24

Hillis, Peyton	3	3	0	0	0/0	0/0	0	18
Little, Greg	2	0	2	0	0/0	0/0	0	12
Massaquoi, Mohamed	2	0	2	0	0/0	0/0	0	12
Watson, Benjamin	2	0	2	0	0/0	0/0	0	12
Norwood, Jordan	1	0	1	0	0/0	0/0	0	6
Ogbonnaya, Chris	1	1	0	0	0/0	0/0	0	6
Smith, Alex	1	0	1	0	0/0	0/0	0	6
Browns	21	4	16	1	20/20	24/29	0	218
Opponents	31	12	16	3	31/31	30/34	0	307

SACKS: J. Sheard 8.5, A. Rubin 5.0, P. Taylor 4.0, D. Jackson 3.5, C. Gocong 3.5, J. Mitchell 1.5, S. Paxson 1.0, T. Brown 1.0, J. Haden 1.0, T. Ward 1.0, Team 1.0, M. Benard 0.5, B. Schaefering 0.5 Browns: 32.0, Opponents: 39.0

RUSHING	NO	YDS	AVG	LG	TD
Hillis, Peyton	161	587	3.6	24t	3
Ogbonnaya, Chris	73	334	4.6	40	1
Hardesty, Montario	88	266	3.0	19	0
McCoy, Colt	61	212	3.5	20	0
Wallace, Seneca	7	70	10.0	27	0
Cribbs, Joshua	7	25	3.6	15	0
Little, Greg	3	15	5.0	13	0
Clayton, Thomas	8	12	1.5	4	0
Marecic, Owen	4	8	2.0	3	0
Smith, Armond	3	2	0.7	6	0
Browns	415	1,531	3.7	40	4
Opponents	534	2,359	4.4	67	12

RECEIVING	NO	YDS	AVG	LG	TD
Little, Greg	61	709	11.6	76t	2
Cribbs, Joshua	41	518	12.6	45t	4
Watson, Benjamin	37	410	11.1	34t	2
Moore, Evan	34	324	9.5	33	4
Massaquoi, Mohamed	31	384	12.4	56	2
Norwood, Jordan	23	268	11.7	51	1
Ogbonnaya, Chris	23	165	7.2	19	0
Hillis, Peyton	22	130	5.9	52	0
Smith, Alex	14	131	9.4	20	1
Hardesty, Montario	14	122	8.7	27	0
Cameron, Jordan	6	33	5.5	15	0
Marecic, Owen	5	31	6.2	11	0
Mitchell, Carlton	3	31	10.3	19	0
Robiskie, Brian	3	25	8.3	14	0
Wallace, Seneca	1	21	21.0	21	0
Clayton, Thomas	1	3	3.0	3	0
McCoy, Colt	1	-5	-5.0	-5	0
Browns	320	3,300	10.3	76t	16
Opponents	265	3,158	11.9	80t	16

INTERCEPTIONS	NO	YDS	AVG	LG	TD
Adams, Mike	3	33	11.0	29	0
Brown, Sheldon	2	0	0.0	0	0
Young, Usama	1	28	28.0	28	0
Jackson, D'Qwell	1	24	24.0	24	0
Skrine, Buster	1	5	5.0	5	0
Fujita, Scott	1	3	3.0	3	0
Browns	9	93	10.3	29	0
Opponents	13	241	18.5	97t	1

PUNTING	NO	YDS	AVG	NET	TB	IN	LG	B
Maynard, Brad	81	3,282	40.5	36.7	1	32	63	0
McGee, Richmond	8	288	36.0	31.6	1	0	48	0
Browns	89	3,570	40.1	36.3	2	32	63	0
Opponents	76	3,505	46.1	37.9	10	19	67	0

PUNT RETURNS	NO	FC	YDS	AVG	LG	TD
Cribbs, Joshua	34	8	388	11.4	84t	1
Norwood, Jordan	4	1	35	8.8	14	0
Browns	38	9	423	11.1	84t	1
Opponents	26	28	303	11.7	68t	1

KICKOFF RETURNS	NO	YDS	AVG	LG	TD
Cribbs, Joshua	39	974	25.0	63	0
Marecic, Owen	4	46	11.5	13	0
Skrine, Buster	3	72	24.0	32	0
Adams, Mike	2	42	21.0	30	0
Browns	48	1,134	23.6	63	0
Opponents	46	1,055	22.9	101t	1

FIELD GOALS	1-19	20-29	30-39	40-49	50+	TOT
Dawson, Phil	0/0	7/9	3/4	7/8	7/8	24/29
Browns	0/0	7/9	3/4	7/8	7/8	24/29
Opponents	1/1	14/14	6/7	7/9	2/3	30/34

PASSING	ATT	CMP	YDS	PCT	AV/AT	TD	TD%	INT	INT%	LG	TKLD	RATNG
McCoy, Colt	463	265	2,733	57.2	5.9	14	3.0	11	2.4	56	32/173	74.6
Wallace, Seneca	107	55	567	51.4	5.3	2	1.9	2	1.9	76t	6/30	65.5
Cribbs, Joshua	0	0	0	0.0	0.0	0	0.0	0	0.0	0	1/7	0.0
Browns	570	320	3,300	56.1	5.8	16	2.8	13	2.3	76t	39/210	72.8
Opponents	469	265	3,158	56.5	6.7	16	3.4	9	1.9	80t	32/199	80.6

STAFF

PLAYERS

2018 SEASON

HISTORY

RECORDS

GAME DAY



## 2012 (5-11)

COACH: Pat Shurmur

DIVISION FINISH: 4th AFC North

2012 USUAL STARTING LINEUPS

OFFENSE		DEFENSE	
WR 15	Greg Little	LE 97	Jabaa Sheard
LT 73	Joe Thomas	DT 98	Phil Taylor
LG 77	John Greco	DT 71	Ahtyba Rubin
C 55	Alex Mack	RE 92	Frostee Rucker
RG 66	Shawn Lauvao	SLB 50	James-Michael Johnson
RT 72	Mitchell Schwartz	MLB 52	D'Qwell Jackson
TE 82	Benjamin Watson	WLB 56	Kaluka Maiva
WR 13	Josh Gordon	LCB 23	Joe Haden
QB 3	Brandon Weeden	RFB 24	Sheldon Brown
RB 33	Trent Richardson	FS 28	Usama Young
TE 84	Jordan Cameron	SS 43	T.J. Ward

RADIO ANNOUNCERS:

Jim Donovan, Doug Dieken (WMMS 100.7 FM, WTAM 1100 AM)

DATE	RESULT	OPPONENT	ATT
9/9	L, 16-17	Philadelphia Eagles	68,693
9/16	L, 27-34	at Cincinnati Bengals	63,036
9/23	L, 14-24	Buffalo Bills	69,353
9/27	L, 16-23	at Baltimore Ravens	70,944
10/7	L, 27-41	at New York Giants	79,911
10/14	W, 34-24	Cincinnati Bengals	67,060
10/21	L, 13-17	at Indianapolis Colts	64,560
10/28	W, 7-6	San Diego Chargers	65,337
11/4	L, 15-25	Baltimore Ravens	65,449
11/18	L, 20-23 (OT)	at Dallas Cowboys	81,936
11/25	W, 20-14	Pittsburgh Steelers	69,661
12/2	W, 20-17	at Oakland Raiders	43,641
12/9	W, 30-7	Kansas City Chiefs	62,422
12/16	L, 21-38	Washington Redskins	65,083
12/23	L, 12-34	at Denver Broncos	76,351
12/30	L, 10-24	at Pittsburgh Steelers	51,831

TEAM STATISTICS	BROWNS	OPPONENT
Total First Downs	279	345
Rushing	71	104
Passing	185	203
Penalty	23	38
3rd Down: Made/Att	67/218	85/223
3rd Down Pct.	30.7	38.1
4th Down: Made/Att	7/16	7/11
4th Down Pct.	43.8	63.6
Possession Avg.	27:59	32:01
Total Net Yards	5,028	5,821
Avg. Per Game	314.3	363.8
Total Plays	998	1,095
Avg. Per Play	5.0	5.3
Net Yards Rushing	1,593	1,898
Avg. Per Game	99.6	118.6
Total Rushes	396	457
Net Yards Passing	3,435	3,923
Avg. Per Game	214.7	245.2
Sacked/Yards Lost	36/233	38/233
Gross Yards	3,668	4,156
Att./Completions	566/328	600/378
Completion Pct.	58.0	63.0
Had Intercepted	18	17
Punts/Average	90/41.8	88/46.0
Net Punting Avg.	90/37.1	88/37.1
Penalties/Yards	113/1,005	120/1008
Fumbles/Ball Lost	22/8	25/12
Touchdowns	31	44
Rushing	12	14
Passing	16	27
Returns	3	3

SCORE BY PERIODS	1ST	2ND	3RD	4TH	OT	TOT		
Browns	50	89	69	94	0	302		
Opponents	84	96	75	110	3	368		
SCORING	TD	RU	PA	RT	PAT	FG	2PT	PTS
Dawson, Phil	0	0	0	0	29/31	29/31	0	116
Richardson, Trent	12	11	1	0	0/0	0/0	0	72
Gordon, Josh	5	0	5	0	0/0	0/0	0	30
Little, Greg	4	0	4	0	0/0	0/0	0	24
Benjamin, Travis	3	0	2	1	0/0	0/0	0	18

Watson, Benjamin	3	0	3	0	0/0	0/0	0	18
Brown, Sheldon	1	0	0	1	0/0	0/0	0	6
Cameron, Jordan	1	0	1	0	0/0	0/0	0	6
Hardesty, Montario	1	1	0	0	0/0	0/0	0	6
Jackson, D'Qwell	1	0	0	1	0/0	0/0	0	6
Browns	31	12	16	3	29/29	29/31	0	302
Opponents	44	14	27	3	42/42	20/24	0	368

**SACKS:** J. Sheard 6, F. Rucker 4, D. Jackson 3.5, J. Hughes 3.0, K. Maiva 2.0, A. Rubin 2.0, U. Young 1.5, S. Brown 1.0, L.J. Fort 1.0, S. Fujita 1.0, C. Robertson 1.0, E. Stephens 1.0, P. Taylor 1.0, T.J. Ward 1.0, B. Winn 1.0, Team 1

**Browns: 38.0, Opponents: 36.0**

RUSHING	NO	YDS	AVG	LG	TD
Richardson, Trent	267	950	3.6	32t	11
Hardesty, Montario	65	271	4.2	25	1
Weeden, Brandon	27	111	4.1	25	0
Benjamin, Travis	6	66	11.0	35	0
Jackson, Brandon	8	54	6.8	25	0
Cribbs, Josh	6	42	7.0	16	0
Ventrone, Ray	1	35	35.0	35	0
Ogbonnaya, Chris	8	30	3.8	9	0
Little, Greg	2	15	7.5	17	0
McCoy, Colt	4	15	3.8	15	0
Lewis, Thaddeus	1	3	3.0	3	0
Norwood, Jordan	1	1	1.0	1	0
Browns	396	1,593	4.0	35	12
Opponents	457	1,898	4.2	80t	14

RECEIVING	NO	YDS	AVG	LG	TD
Little, Greg	53	647	12.2	43	4
Richardson, Trent	51	367	7.2	27	1
Gordon, Josh	50	805	16.1	71t	5
Watson, Benjamin	49	501	10.2	27	3
Ogbonnaya, Chris	24	187	7.8	38	0
Cameron, Jordan	20	226	11.3	28	1
Benjamin, Travis	18	296	16.6	69t	2
Massaquoi, Mohamed	17	254	14.9	54	0
Norwood, Jordan	13	137	10.5	27	0
Smith, Alex	13	47	3.6	17	0
Cooper, Josh	8	106	13.3	28	0
Cribbs, Josh	7	63	9.0	24	0
Jackson, Brandon	2	20	10.0	14	0
Hardesty, Montario	2	16	8.0	9	0
Smalley, Brad	1	3	3.0	3	0
Weeden, Brandon	0	-9	-9.0	-9	0
Browns	328	3,668	11.2	71t	16
Opponents	378	4,156	11.0	64t	27

INTERCEPTIONS	NO	YDS	AVG	LG	TD
Haden, Joe	3	64	21.3	50	0
Young, Usama	3	44	14.7	44	0
Brown, Sheldon	3	20	6.7	19t	1
Jackson, D'Qwell	2	31	15.5	27t	1
Robertson, Craig	2	1	0.5	1	0
Ward, T.J.	1	37	37.0	37	0
Gipson, Tashaun	1	23	23.0	23	0
Fort, L.J.	1	10	10.0	10	0
Winn, Billy	1	0	0.0	0	0
Browns	17	230	13.5	50	2
Opponents	18	296	16.4	63t	2

PUNTING	NO	YDS	AVG	NET	TB	IN	LG	B
Hodges, Reggie	90	3,766	41.8	37.1	4	29	58	0
Browns	90	3,766	41.8	37.1	4	29	58	0
Opponents	88	4,044	46.0	37.0	9	27	66	0

PUNT RETURNS	NO	FC	YDS	AVG	LG	TD
Cribbs, Joshua	38	8	457	12.0	60	0
Benjamin, Travis	3	1	149	49.7	93t	1
Browns	41	9	606	14.8	93t	1
Opponents	34	26	343	10.1	81t	1

KICKOFF RETURNS	NO	YDS	AVG	LG	TD
Cribbs, Joshua	43	1,178	27.4	74	0
Benjamin, Travis	3	76	25.3	29	0
Hagg, Eric	2	8	4.0	5	0
Johnson, James-Michael	1	0	0.0	0	0
Stephens, Emmanuel	1	7	7.0	7	0
Browns	50	1,269	25.4	74	0
Opponents	43	853	19.8	34	0

FIELD GOALS	1-19	20-29	30-39	40-49	50+	TOT
Dawson, Phil	0/0	8/9	8/9	6/6	7/7	29/31
Browns	0/0	8/9	8/9	6/6	7/7	29/31
Opponents	0/0	2/3	7/7	10/12	1/2	20/24

PASSING	ATT	CMP	YDS	PCT	AV/AT	TD	2D%	INT	INT%	LG	TKLD	RATNG
Weeden, Brandon	517	297	3,385	57.4	6.55	14	2.7	17	3.3	71t	28/186	72.6
Lewis, Thaddeus	32	22	204	68.8	6.38	1	3.1	1	3.1	23	3/14	83.3
McCoy, Colt	17	9	79	52.9	4.65	1	5.9	0	0.0	21	4/25	85.2
Browns	566	328	3,668	58.0	6.48	16	2.8	18	3.2	71t	36/233	73.5
Opponents	600	378	4,156	63.0	6.93	27	4.5	17	2.8	64t	28/233	86.6



2013 (4-12)

COACH: Rob Chudzinski

DIVISION FINISH: 4th AFC North

2013 USUAL STARTING LINEUPS

OFFENSE		DEFENSE	
WR 12	Josh Gordon	RE 92	Desmond Bryant
LT 73	Joe Thomas	NT 98	Phil Taylor
LG 77	John Greco	LE 71	Ahtyba Rubin
C 55	Alex Mack	OLB 97	Jabaa Sheard
RG 66	Shawn Lauvao	ILB 53	Craig Robertson
RT 72	Mitchell Schwartz	ILB 52	D'Qwell Jackson
TE 84	Jordan Cameron	OLB 99	Paul Kruger
WR 18	Greg Little	LCB 23	Joe Haden
QB 17	Jason Campbell	RCB 22	Buster Skrine
RB 26	Willis McGahee	FS 39	Tashaun Gipson
FB 25	Chris Ogbonnaya	SS 43	T.J. Ward
TE 82	Gary Barnidge		

RADIO ANNOUNCERS:  
Jim Donovan, Doug Dieken (92.3 The Fan WKRC-FM, ESPN 850 WKNR, WNCX 98.5 FM)

DATE	RESULT	OPPONENT	ATT
9/8	L, 10-23	Miami Dolphins	71,513
9/15	L, 6-14	at Baltimore Ravens	71,098
9/22	W, 31-27	at Minnesota Vikings	63,672
9/29	W, 17-6	Cincinnati Bengals	71,481
10/3	W, 37-24	Buffalo Bills	71,239
10/13	L, 17-31	Detroit Lions	71,513
10/20	L, 13-31	at Green Bay Packers	77,804
10/27	L, 17-23	at Kansas City Chiefs	74,307
11/3	W, 24-18	Baltimore Ravens	71,513
11/17	L, 20-41	at Cincinnati Bengals	63,866
11/24	L, 11-27	Pittsburgh Steelers	71,513
12/1	L, 28-32	Jacksonville Jaguars	69,854
12/8	L, 26-27	at New England Patriots	68,756
12/15	L, 31-38	Chicago Bears	71,513
12/22	L, 13-24	at New York Jets	76,957
12/29	L, 7-20	at Pittsburgh Steelers	56,361

TEAM STATISTICS	BROWNS	OPPONENT
Total First Downs	301	328
Rushing	77	103
Passing	200	197
Penalty	24	28
3rd Down: Made/Att	83/237	109/244
3rd Down Pct.	35.0	44.7
4th Down: Made/Att	14/31	4/9
4th Down Pct.	45.2	44.4
Possession Avg.	28:41	31:19
Total Net Yards	5,423	5,319
Avg. Per Game	338.9	332.4
Total Plays	1,078	1,107
Avg. Per Play	5.0	4.8
Net Yards Rushing	1,383	1,781
Avg. Per Game	86.4	111.3
Total Rushes	348	462
Net Yards Passing	4,040	3,538
Avg. Per Game	252.5	221.1
Sacked/Yards Lost	49/332	40/185
Gross Yards	4,372	3,723
Att./Completions	681/379	605/363
Completion Pct.	55.7	60.0
Had Intercepted	20	14
Punts/Average	86/43.2	88/43.7
Net Punting Yards	86/37.6	88/37.6
Penalties/Fines	104/920	95/745
Fumbles/Ball Lost	17/9	13/7
Touchdowns	35	46
Rushing	4	13
Passing	26	29
Returns	5	4

SCORE BY PERIODS	1ST	2ND	3RD	4TH	OT	TOT
Browns	56	105	71	76	0	308
Opponents	67	121	73	145	0	406

SCORING	TD	RU	PA	RT	PAT	FG	2PT	PTS
Cundiff, Billy	0	0	0	0	32/32	21/26	0	95
Gordon, Josh	9	0	9	0	0/0	0/0	0	54
Cameron, Jordan	7	0	7	0	0/0	0/0	0	42
Bess, Davone	2	0	2	0	0/0	0/0	0	14
Baker, Edwin	2	2	0	0	0/0	0/0	0	12
Barnidge, Gary	2	0	2	0	0/0	0/0	0	12
Little, Greg	2	0	2	0	0/0	0/0	0	12
McGahee, Willis	2	2	0	0	0/0	0/0	0	12

PASSING	ATT	CMP	YDS	PCT	AVI/AT	TD	3D.5	INT	INT%	LG	TKLD	RATING
Campbell, Jason	317	180	2,015	56.8	6.36	11	3.5	8	2.5	80t	16/104	76.9
Weeden, Brandon	267	141	1,731	52.8	6.48	9	3.4	9	3.4	95t	27/180	70.3
Hoyer, Brian	96	57	615	59.4	6.41	5	5.2	3	3.1	47t	6/48	82.6
Lanning, Spencer	1	1	11	100.0	11.00	1	100.0	0	0.0	11	0/0	152.1
Browns	681	379	4,372	55.7	6.42	26	3.8	20	2.9	95t	49/332	75.7
Opponents	605	363	3,723	60.0	6.15	29	4.8	14	2.3	50	40/185	84.1

Ogbonnaya, Chris	2	0	2	0	0/0	0/0	0	12
Ward, T.J.	2	0	0	2	0/0	0/0	0	12
Whittaker, Fozzy	2	0	2	0	0/0	0/0	0	12
Benjamin, Travis	1	0	0	1	0/0	0/0	0	6
Gipson, Tashaun	1	0	0	1	0/0	0/0	0	6
Haden, Joe	1	0	0	1	0/0	0/0	0	6
Lanning, Spencer	0	0	0	0	1/1	0/0	0	1
Browns	35	4	26	5	33/33	21/26	0	308
Opponents	46	13	29	4	43/43	27/32	1	406

SACKS: J. Sheard 5.5, B. Mingo 5, P. Kruger 4.5, D. Bryant 3.5, C. Robertson 3.0, C. Owens 2.5, A. Bryant 2.0, Q. Groves 2.0, A. Rubin 2.0, P. Taylor 2.0, B. Winn 2.0, D. Jackson 1.5, T. Ward 1.5, J. Hughes 1.0, J. Posey 1.0, B. Skrine 1.0, Browns: 40.0, Opponents: 49.0

RUSHING	NO	YDS	AVG	LG	TD
McGahee, Willis	138	377	2.7	16	2
Ogbonnaya, Chris	49	240	4.9	43	0
Baker, Edwin	43	171	4.0	20	2
Campbell, Jason	14	107	7.6	21	0
Richardson, Trent	31	105	3.4	10	0
Gordon, Josh	5	88	17.6	34	0
Whittaker, Fozzy	28	79	2.8	11	0
Benjamin, Travis	1	45	45.0	45	0
Weeden, Brandon	12	44	3.7	11	0
Gray, MarQueis	6	43	7.2	18	0
Aubrey, Josh	1	34	34.0	34	0
Rainey, Bobby	13	34	2.6	7	0
Hoyer, Brian	6	16	2.7	11	0
Edwards, Armanti	1	0	0.0	0	0
Browns	348	1,383	4.0	45	4
Opponents	462	1,781	3.9	54t	13

RECEIVING	NO	YDS	AVG	LG	TD
Gordon, Josh	87	1,646*	18.9	95t	9
Cameron, Jordan	80	917	11.5	53	7
Ogbonnaya, Chris	48	343	7.1	17	2
Bess, Davone	42	362	8.6	20t	2
Little, Greg	41	465	11.3	47	2
Whittaker, Fozzy	21	155	7.4	35t	2
Barnidge, Gary	13	127	9.8	40t	2
Cooper, Josh	9	60	6.7	16	0
Baker, Edwin	8	57	7.1	16	0
McGahee, Willis	8	20	2.5	9	0
Richardson, Trent	7	51	7.3	18	0
Benjamin, Travis	5	105	21.0	39	0
Rainey, Bobby	4	19	4.8	15	0
Tyms, Brandon	2	12	6.0	6	0
Gray, MarQueis	2	8	4.0	5	0
Gurley, Tori	1	15	15.0	15	0
Edwards, Armanti	1	10	10.0	10	0
Browns	379	4,372	11.5	95t	26
Opponents	363	3,723	10.3	50	29

INTERCEPTIONS	NO	YDS	AVG	LG	TD
Gipson, Tashaun	5	143	28.6	44t	1
Haden, Joe	4	57	14.3	29t	1
Ward, T.J.	2	57	28.5	44t	1
Robertson, Craig	1	12	12.0	12	0
Skrine, Buster	1	5	5.0	5	0
Jackson, D'Qwell	1	0	0.0	0	0
Browns	14	274	19.6	44t	3
Opponents	20	206	10.3	43t	2

PUNTING	NO	YDS	AVG	NET	TB	IN	LG	B
Lanning, Specner	84	3,679	43.8	37.9	5	28	59	1
Cundiff, Billy	1	34	34.0	14.0	1	0	34	0
Browns	86	3,713	43.2	37.6	6	28	59	1
Opponents	88	4,044	43.7	37.6	6	32	66	0

PUNT RETURNS	NO	FC	YDS	AVG	LG	TD
Benjamin, Travis	22	7	257	11.7	79t	1
Poyer, Jordan	8	7	114	14.3	38	0
Bess, Davone	4	14	19	4.8	11	0
Edwards, Armanti	4	0	28	7.0	12	0
Browns	38	28	418	11.0	79t	1
Opponents	38	25	357	9.4	36	0

KICKOFF RETURNS	NO	YDS	AVG	LG	TD
Whittaker, Fozzy	23	482	21.0	56	0
Little, Greg	7	151	21.6	30	0
Rainey, Bobby	6	147	24.5	33	0
Benjamin, Travis	3	146	48.7	86	0
McFadden, Leon	1	5	5.0	5	0
Browns	40	931	23.3	86	0
Opponents	27	612	22.7	40	0

FIELD GOALS	1-19	20-29	30-39	40-49	50+	TOT
Cundiff, Billy	0/0	7/7	5/6	7/9	2/4	21/26
Browns	0/0	7/7	5/6	7/9	2/4	21/26
Opponents	0/0	5/5	9/9	9/11	4/7	27/32

\* Led NFL

STAFF

PLAYERS

2018 SEASON

HISTORY

RECORDS

GAME DAY



## 2014 (7-9)

**COACH:** Mike Pettine  
**DIVISION FINISH:** 4th AFC North  
**2014 USUAL STARTING LINEUPS**

OFFENSE		DEFENSE	
WR 16	Andrew Hawkins	RE 92	Desmond Bryant
LT 73	Joe Thomas	NT 71	Ahtyba Rubin
LG 75	Joel Bitonio	LE 98	Phil Taylor
C 55	Alex Mack	90	Billy Winn
68	Nick McDonald	OLB 99	Paul Kruger
RG 77	John Greco	ILB 56	Karlos Dansby
RT 72	Mitchell Schwartz	ILB 53	Craig Robertson
TE 84	Jordan Cameron	58	Chris Kirksey
81	Jim Dray	OLB 51	Barkevicious Mingo
WR 19	Miles Austin	LCB 23	Joe Haden
QB 6	Brian Hoyer	RCB 22	Buster Skrine
RB 44	Ben Tate	FS 39	Tashaun Gipson
28	Terrance West	SS 31	Donte Whitner
FB 48	Ray Agnew		

**RADIO ANNOUNCERS:**  
 Jim Donovan, Doug Dieken (92.3 The Fan WKRM-FM, ESPN 850 WKRN, WNCX 98.5 FM)

DATE	RESULT	OPPONENT	ATT
9/7	L, 27-30	at Pittsburgh Steelers	64,598
9/14	W, 26-24	New Orleans Saints	67,407
9/21	L, 21-23	Baltimore Ravens	67,407
10/5	W, 29-28	at Tennessee Titans	69,143
10/12	W, 31-10	Pittsburgh Steelers	67,431
10/19	L, 6-24	at Jacksonville Jaguars	61,341
10/26	W, 23-13	Oakland Raiders	67,431
11/2	W, 22-17	Tampa Bay Buccaneers	67,431
11/6	W, 24-3	at Cincinnati Bengals	65,871
11/16	L, 7-23	Houston Texans	67,431
11/23	W, 26-24	at Atlanta Falcons	70,046
11/30	L, 10-26	at Buffalo Bills	68,576
12/7	L, 24-25	Indianapolis Colts	67,431
12/14	L, 0-30	Cincinnati Bengals	67,431
12/21	L, 13-17	at Carolina Panthers	73,810
12/28	L, 10-20	at Baltimore Ravens	71,070

TEAM STATISTICS	BROWNS	OPPONENT
Total First Downs	294	348
Rushing	88	126
Passing	179	184
Penalty	27	38
3rd Down: Made/Att	61/207	90/239
3rd Down Pct.	29.5	37.7
4th Down: Made/Att	5/14	11/18
4th Down Pct.	35.7	61.1
Possession Avg.	28.13	31.47
Total Net Yards	5193	5857
Avg. Per Game	324.6	366.1
Total Plays	1010	1118
Avg. Per Play	5.1	5.2
Net Yards Rushing	1728	2265
Avg. Per Game	108.0	141.6
Total Rushes	477	500
Net Yards Passing	3465	3592
Avg. Per Game	216.6	224.5
Sacked/Yards Lost	31/213	31/191
Gross Yards	3678	3783
Att./Completions	502/274	587/335
Completion Pct.	54.6	57.1
Had Intercepted	16	21
Punts/Average	93/44.3	86/44.1
Net Punting Avg.	93/39.2	86/40.1
Penalties/Yards	116/932	98/769
Fumbles/Ball Lost	16/7	22/8
Touchdowns	32	36
Rushing	17	13
Passing	12	22
Returns	3	1

SCORE BY PERIODS	1ST	2ND	3RD	4TH	OT	TOT
Team	56	85	82	76	—	299
Opponents	53	119	53	112	—	337

SCORING	TD	RU	PA	RT	PAT	FG	2PT	PTS
Cundiff, Billy	0	0	0	0	0	22/29	0	94
Crowell, Isaiah	8	8	0	0	0/0	0/0	0	48
West, Terrance	5	4	1	0	0/0	0/0	0	30
Tate, Ben	4	4	0	0	0/0	0/0	0	24
Benjamin, Travis	3	0	3	0	0/0	0/0	0	18
Austin, Miles	2	0	2	0	0/0	0/0	0	12

PASSING	ATT	CMP	YDS	PCT	AVI/AT	TD	TD%	INT	INT%	LG	TKLD	RATING
Hoyer, Brian	438	242	3,326	55.3	7.59	12	2.7	13	3.0	81t	24/160	76.5
Manziel, Johnny	35	18	175	51.4	5.00	0	0.0	2	5.7	32	3/26	42.0
Shaw, Connor	28	14	177	50.0	6.32	0	0.0	1	3.6	49	4/27	55.2
Gordon, Josh	1	0	0	0.0	0.0	0	0.0	0	0.0	—	0/0	39.6
Team	502	274	3,678	54.6	7.33	12	2.4	16	3.2	81t	31/213	72.8
Opponents	587	335	3,783	57.1	6.44	22	3.7	21	3.6	75t	31/191	74.1

Cameron, Jordan	2	0	2	0	0/0	0/0	0	12
Hawkins, Andrew	2	0	2	0	0/0	0/0	0	12
Hartley, Garrett	0	0	0	0	2/2	3/3	0	11
Dray, Jim	1	0	1	0	0/0	0/0	0	6
Gabriel, Taylor	1	0	1	0	0/0	0/0	0	6
Gilbert, Justin	1	0	0	1	0/0	0/0	0	6
Gipson, Tashaun	1	0	0	1	0/0	0/0	0	6
Manziel, Johnny	1	1	0	0	0/0	0/0	0	6
Robertson, Craig	1	0	0	1	0/0	0/0	0	6
Carder, Tank	0	0	0	0	0/0	0/0	1	2
Team	32	17	12	3	30/30	25/32	1	299
Opponents	36	13	22	1	34/34	29/34	0	337

**SACKS:** P. Kruger 11.0, D. Bryant 5.0, K. Dansby 3.0, C. Kirksey 2.0, B. Mingo 2.0, J. Sheard 2.0, S. Solomon 1.0, A. Bryant 1.0, J. Leonhard 1.0, A. Rubin 1.0, K. Williams 1.0, (group) 1, **Browns 31, Opponents 31**

RUSHING	NO	YDS	AVG	LG	TD
West, Terrance	171	673	3.9	36	4
Crowell, Isaiah	148	607	4.1	35	8
Tate, Ben	106	333	3.1	25	4
Hoyer, Brian	24	39	1.6	11	0
Manziel, Johnny	9	29	3.2	10t	1
Draughn, Shaun	10	19	1.9	6	0
Hawkins, Andrew	3	15	5.0	8	0
Benjamin, Travis	3	11	3.7	10	0
Gabriel, Taylor	4	10	2.5	8	0
Shaw, Connor	7	9	1.3	7	0
Agnew, Ray	2	2	1.0	2	0
Team	477	1,728	3.6	36	17
Opponents	500	2,265	4.5	38t	13

RECEIVING	NO	YDS	AVG	LG	TD
Hawkins, Andrew	63	824	13.1	65	2
Austin, Miles	47	568	12.1	31	2
Gabriel, Taylor	36	621	17.3	70	1
Cameron, Jordan	24	424	17.7	81t	2
Gordon, Josh	24	303	12.6	32	0
Benjamin, Travis	18	314	17.4	43	3
Dray, Jim	17	242	14.2	31	1
Barnidge, Gary	13	156	12.0	28	0
West, Terrance	11	64	5.8	11	1
Crowell, Isaiah	9	87	9.7	19	0
Tate, Ben	9	60	6.7	23	0
Agnew, Ray	3	15	5.0	12	0
Team	274	3,678	13.4	81t	12
Opponents	335	3,783	11.3	75t	22

INTERCEPTIONS	NO	YDS	AVG	LG	TD
Gipson, Tashaun	6	158	26.3	62t	1
Skrine, Buster	4	34	8.5	30	0
Haden, Joe	3	0	0.0	0	0
Leonhard, Jim	2	34	17.0	34	0
Robertson, Craig	2	30	15.0	15	0
Whitner, Donte	1	54	54.0	54	0
Gilbert, Justin	1	23	23.0	23t	1
Dansby, Karlos	1	0	0.0	0	0
Winn, Billy	1	0	0.0	0	0
Team	21	333	15.9	62t	2
Opponents	16	118	7.4	33	0

PUNTING	NO	YDS	AVG	NET	TB	IN	LG	B
Lanning, Spencer	93	4,119	44.3	39.2	9	25	59	0
Team	93	4,119	44.3	39.2	9	25	59	0
Opponents	86	3,790	44.1	40.1	8	27	70	1

PUNT RETURNS	NO	FC	YDS	AVG	LG	TD
Benjamin, Travis	15	8	127	8.5	37	0
Poyer, Jordan	7	2	28	4.0	8	0
Leonhard, Brian	4	15	26	6.5	12	0
Williams, K'Wuan	1	0	0	0.0	0	0
Team	27	25	181	6.7	37	0
Opponents	42	26	295	7.0	36	0

KICKOFF RETURNS	NO	YDS	AVG	LG	TD
Moore, Marlon	13	322	24.8	32	0
Benjamin, Travis	12	246	20.5	28	0
Draughn, Shaun LG	8	173	21.6	39	0
Draughn, Shaun TM	5	115	23.0	39	0
Gabriel, Taylor	4	96	24.0	30	0
Leonhard, Jim	1	5	5.0	5	0
Poyer, Jordan	1	14	14.0	14	0
Robertson, Craig	1	3	3.0	3	0
Team	37	801	21.6	39	0
Opponents	31	695	22.4	41	0

FIELD GOALS	1-19	20-29	30-39	40-49	50+	TOT
Cundiff, Billy	0/0	6/6	10/13	5/7	1/3	22/29
Hartley, Garrett	0/0	0/0	2/2	1/1	0/0	3/3
Team	0/0	6/6	12/15	6/8	1/3	25/32
Opponents	0/0	6/6	12/13	8/9	3/6	29/34



2015 (3-13)

COACH: Mike Pettine

DIVISION FINISH: 4th AFC North

2015 USUAL STARTING LINEUPS

OFFENSE				DEFENSE			
WR	11	Travis Benjamin	RE	94	Randy Starks		
LT	73	Joe Thomas	NT	71	Danny Shelton		
LG	75	Joel Bitonio	LE	98	Desmond Bryant		
C	55	Alex Mack	OLB	99	Paul Kruger		
RG	77	John Greco	MIKE	56	Karlos Dansby		
RT	72	Mitchell Schwartz	WILL	53	Craig Robertson		
TE	82	Gary Barnidge		58	Christian Kirksey		
WR	16	Andrew Hawkins	OLB	44	Nate Orchard		
QB	13	Josh McCown	LCB	23	Joe Haden		
	2	Johnny Manziel		26	Pierre Desir		
RB	34	Isaiah Crowell		43	Charles Gaines		
	28	Duke Johnson Jr.	RCB	22	Tramon Williams		
TE	81	Jim Dray	FS	39	Tashaun Gipson		
			SS	31	Donte Whitner		

RADIO ANNOUNCERS:

Jim Donovan, Doug Dieken (92.3 The Fan WKRR-FM, ESPN 850 WKNR, WNCX 98.5 FM)

DATE	RESULT	OPPONENT	ATT
9/13	L, 10-31	at New York Jets	78,160
9/20	W, 28-14	Tennessee Titans	67,431
9/27	L, 20-27	Oakland Raiders	67,431
10/4	L, 27-30	at San Diego Chargers	63,710
10/11	W, 33-30 (OT)	at Baltimore Ravens	71,046
10/18	L, 23-26 (OT)	Denver Broncos	67,431
10/25	L, 6-24	at St. Louis Rams	51,523
11/1	L, 20-34	Arizona Cardinals	67,431
11/5	L, 10-31	at Cincinnati Bengals	65,816
11/15	L, 9-30	at Pittsburgh Steelers	64,402
11/30	L, 27-33	Baltimore Ravens	64,380
12/6	L, 3-37	Cincinnati Bengals	64,775
12/13	W, 24-10	San Francisco 49ers	63,916
12/20	L, 13-30	at Seattle Seahawks	69,002
12/27	L, 13-17	at Kansas City Chiefs	69,115
1/3	L, 12-28	Pittsburgh Steelers	66,693

TEAM STATISTICS	BROWNS	OPPONENT
Total First Downs	307	321
Rushing	81	104
Passing	192	186
Penalty	34	31
3rd Down: Made/Att	95/227	81/203
3rd Down Pct.	41.9	39.9
4th Down: Made/Att	10/24	10/15
4th Down Pct.	41.7	66.7
Possession Avg.	30:26	29:34
Total Net Yards	5311	6067
Avg. Per Game	331.9	379.2
Total Plays	1042	998
Avg. Per Play	5.1	6.1
Net Yards Rushing	1529	2055
Avg. Per Game	95.6	128.4
Total Rushes	380	458
Net Yards Passing	3782	4012
Avg. Per Game	236.4	250.8
Sacked/Yards Lost	53/374	29/157
Gross Yards	4156	4169
Att./Completions	609/371	511/322
Completion Pct.	60.9	63.0
Had Intercepted	12	11
Punts/Average	70/46.7	63/43.5
Net Punting Avg.	40.1	36.4
Penalties/Yards	120/1083	108/833
Fumbles/Ball Lost	28/18	18/10
Touchdowns	28	49
Rushing	5	11
Passing	20	34
Returns	3	4

SCORE BY PERIODS	1ST	2ND	3RD	4TH	OT	TOT
Team	50	90	48	87	3	278
Opponents	98	116	88	127	3	432

SCORING	TD	RU	PA	RT	PAT	FG	2PT	PTS
Coons, Travis	0	0	0	0	0	0	0	106
Barnidge, Gary	9	0	9	0	0/0	0/0	0	54
Benjamin, Travis	6	0	5	1	0/0	0/0	0	36
Crowell, Isaiah	5	4	1	0	0/0	0/0	0	30

Dansby, Karlos	2	0	0	2	0/0	0/0	0	12
Hartline, Brian	2	0	2	0	0/0	0/0	0	12
Johnson Jr., Duke	2	0	2	0	0/0	0/0	0	12
McCown, Josh	1	1	0	0	0/0	0/0	0	6
Moore, Marlon	1	0	1	0	0/0	0/0	0	6
Gabriel, Taylor	0	0	0	0	0/0	0/0	1	2
Hawkins, Andrew	0	0	0	0	0/0	0/0	1	2
Team	28	5	20	3	22/24	28/32	2	278
Opponents	49	11	34	4	44/45	30/35	2	432

SACKS: D. Bryant 6.0, A. Bryant 5.5, C. Kirksey 3.5, N. Orchard 3.0, P. Kruger 2.5, X. Cooper 1.5, J. Hughes 1.5, D. Whitner 1.5, J. Meder 1.0, J. Poyer 1.0, R. Starks 1.0, K. Williams 1.0

Browns 29, Opponents 52

RUSHING	NO	YDS	AVG	LG	TD
Crowell, Isaiah	185	706	3.8	54	4
Johnson Jr., Duke	104	379	3.6	39	0
Manziel, Johnny	37	230	6.2	34	0
McCown, Josh	20	98	4.9	13	1
Turbin, Robert	18	60	3.3	22	0
Davis, Austin	7	33	4.7	17	0
Benjamin, Travis	4	12	3.0	10	0
Draughn, Shaun	2	10	5.0	6	0
Poyer, Jordan	1	10	10.0	10	0
Pryor, Terrelle	1	-1	-1.0	-1	0
Winston, Glenn	1	-8	-8.0	-8	0
Team	380	1,529	4.0	54	5
Opponents	458	2,055	4.5	54	11

RECEIVING	NO	YDS	AVG	LG	TD
Barnidge, Gary	79	1,043	13.2	40	9
Benjamin, Travis	68	966	14.2	61	5
Johnson Jr., Duke	61	534	8.8	52	2
Hartline, Brian	46	523	11.4	41	2
Gabriel, Taylor	28	241	8.6	56	0
Hawkins, Andrew	27	276	10.2	25	0
Crowell, Isaiah	19	182	9.6	53	1
Jennings, Darius	14	117	8.4	16	0
Moore, Marlon	7	81	11.6	20	1
Dray, Jim	6	61	10.2	18	0
Bowe, Dwayne	5	53	10.6	16	0
Johnson, Malcolm	4	15	3.8	8	0
Turbin, Robert	2	8	4.0	7	0
Draughn, Shaun	2	1	0.5	2	0
Pryor, Terrelle	1	42	42.0	42	0
Bibbs, E.J.	1	7	7.0	7	0
Housler, Rob	1	6	6.0	6	0
Team	371	4,156	11.2	61	20
Opponents	322	4,169	12.9	75t	34

INTERCEPTIONS	NO	YDS	AVG	LG	TD
Dansby, Karlos	3	93	31.0	52t	2
Poyer, Jordan	2	24	12.0	12	0
Gipson, Tashaun	2	0	0.0	0	0
Orchard, Nate	1	46	46.0	46	0
Robertson, Craig	1	38	38.0	38	0
Mingo, Barkevious	1	7	7.0	7	0
Williams, Tramon	1	2	2.0	2	0
Team	11	210	19.1	52t	2
Opponents	12	204	17.0	63t	1

PUNTING	NO	YDS	AVG	NET	TB	IN	LG	B
Lee, Andy	70	3,270	46.7	40.1	4	25	67	0
Team	70	3,270	46.7	40.1	4	25	67	0
Opponents	63	2,741	43.5	36.4	6	17	64	1

PUNT RETURNS	NO	FC	YDS	AVG	LG	TD
Benjamin, Travis	28	10	324	11.6	78t	1
Williams, Tramon	1	0	1	1.0	1	0
Team	29	10	325	11.2	78t	1
Opponents	37	15	381	10.3	82t	1

KICKOFF RETURNS	NO	YDS	AVG	LG	TD
Gilbert, Justin	12	339	28.3	40	0
Mostert, Raheem	12	309	25.8	53	0
Jennings, Darius	7	158	22.6	28	0
Draughn, Shaun	5	106	21.2	31	0
Moore, Marlon	3	77	25.7	29	0
Johnson Jr., Duke	2	52	26.0	30	0
Team	41	1,041	25.4	53	0
Opponents	42	894	21.3	46	0

FIELD GOALS	1-19	20-29	30-39	40-49	50+	TOT
Coons, Travis	0/0	11/11	10/10	7/9	0/2	28/32
Team	0/0	11/11	10/10	7/9	0/2	28/32
Opponents	0/0	10/10	12/13	8/9	0/3	30/35

PASSING	ATT	CMP	YDS	PCT	AVIAT	TD	TD%	INT	INT%	LG	TKLD	RATING
McCown, Josh	292	186	2,109	63.7	7.22	12	4.1	4	1.4	56	23/137	93.3
Manziel, Johnny	223	129	1,509	57.8	6.73	7	3.1	5	2.2	61	19/141	79.4
Davis, Austin	94	56	547	59.6	5.82	1	1.1	3	3.2	42t	11/96	66.2
Team	609	371	4,156	60.9	6.82	20	3.3	12	2.0	61	53/374	84.0
Opponents	511	322	4,169	63.0	8.16	34	6.7	11	2.2	75t	29/157	101.8



## 2016 (1-15)

COACH: Hue Jackson

DIVISION FINISH: 4th AFC North

2016 USUAL STARTING LINEUPS

OFFENSE		DEFENSE	
WR	19 Corey Coleman	DE	98 Jamie Meder
LT	73 Joe Thomas	NT	55 Danny Shelton
LG	75 Joel Bitonio	DE	90 Emmanuel Ogbah
	66 Spencer Drango	OLB	51 Jamie Collins Sr.
C	74 Cameron Erving	ILB	56 Demario Davis
RG	77 John Greco	OLB	58 Christian Kirksey
TE	67 Austin Pasztor	OLB	57 Cam Johnson
RT	82 Gary Barnidge	LCB	23 Joe Haden
WR	11 Terrelle Pryor Sr.	RCB	21 Jamar Taylor
QB	10 Robert Griffin III	FS	33 Jordan Poyer
	6 Cody Kessler		39 Ed Reynolds II
RB	34 Isaiah Crowell	SS	24 Ibraheim Campbell
TE	86 Randall Telfer		30 Derrick Kindred

RADIO ANNOUNCERS:

Jim Donovan, Doug Dieken (92.3 The Fan WKRR-FM, ESPN 850 WKRN, WNCX 98.5 FM)

DATE	RESULT	OPPONENT	ATT
9/11	L, 10-29	at Philadelphia Eagles	69,596
9/18	L, 20-25	Baltimore Ravens	67,431
9/25	L, 24-30 (OT)	at Miami Dolphins	65,176
10/2	L, 20-31	at Washington Redskins	76,249
10/9	L, 13-33	New England Patriots	67,431
10/16	L, 26-28	at Tennessee Titans	80,897
10/23	L, 17-31	at Cincinnati Bengals	65,047
10/30	L, 28-31	New York Jets	67,431
11/6	L, 10-35	Dallas Cowboys	67,431
11/10	L, 7-28	at Baltimore Ravens	70,921
11/20	L, 9-24	Pittsburgh Steelers	67,431
11/27	L, 13-27	New York Giants	60,034
12/11	L, 10-23	Cincinnati Bengals	60,028
12/18	L, 13-33	at Buffalo Bills	66,529
12/24	W, 20-17	San Diego Chargers	57,272
1/1	L, 24-27 (OT)	at Pittsburgh Steelers	55,921

TEAM STATISTICS		BROWNS	OPPONENT
Total First Downs	296	364	1,067
Rushing	83	121	519
Passing	181	220	549
Penalty	32	23	107
3rd Down: Made/Att	77/212	93/206	104/330
3rd Down Pct.	36.3	45.1	31.5
4th Down: Made/Att	13/18	9/12	12/23
4th Down Pct.	72.2	75.0	52.2
Possession Avg.	27.44	32.16	29.88
Total Net Yards	4,976	6,279	10,493
Avg. Per Game	311.0	392.4	413.0
Total Plays	963	963	1,067
Avg. Per Play	5.1	5.9	5.9
Net Yards Rushing	1,712	2,283	2,283
Avg. Per Game	107.0	142.7	142.7
Total Rushes	350	498	498
Net Yards Passing	3264	3996	3996
Avg. Per Game	204.0	249.8	249.8
Sacked/Yards Lost	66/429	26/177	26/177
Gross Yards	3,693	4,173	4,173
Att./Completions	567/338	543/347	543/347
Completion Pct.	59.6	63.9	63.9
Had Intercepted	14	10	10
Punts/Average	83/45.3	74/46.9	74/46.9
Net Punting Avg.	40.3	42.1	42.1
Penalties/Yards	95/736	104/930	104/930
Fumbles/Ball Lost	26/11	12/3	12/3
Touchdowns	29	56	56
Rushing	13	18	18
Passing	15	36	36
Returns	1	2	2

SCORE BY PERIODS	1ST	2ND	3RD	4TH	OT	TOT
Team	63	101	36	61	3	264
Opponents	103	123	107	107	12	452

SCORING	TD	RU	PA	RT	PAT	FG	2PT	PTS
Parkey, Cody	0	0	0	0	20/25	0	0	80
Crowell, Isaiah	7	7	0	0	0/0	0/0	0	42
Pryor Sr., Terrelle	5	1	4	0	0/0	0/0	1	32
Hawkins, Andrew	3	0	3	0	0/0	0/0	0	18

Coleman, Corey	3	0	3	0	0/0	0/0	0	18
Barnidge, Gary	2	0	2	0	0/0	0/0	0	14
Griffin III, Robert	2	2	0	0	0/0	0/0	1	12
DeValve, Seth	2	0	2	0	0/0	0/0	0	12
Murray, Patrick	0	0	0	0	3/4	1/2	0	6
Atkinson III, George	1	1	0	0	0/0	0/0	0	6
Hamlett, Connor	1	0	1	0	0/0	0/0	0	6
Johnson Jr., Duke	1	1	0	0	0/0	0/0	0	6
Boddy-Calhoun, Brian	1	0	0	1	0/0	0/0	0	6
Hogan, Kevin	1	1	0	0	0/0	0/0	0	6
Team	29	13	15	1	23/25	21/27	2	264
Opponents	56	18	36	2	49/52	19/27	2	452

**SACKS:** E. Ogbah 5.5, C. Johnson 3.0, C. Kirksey 2.5, C. Nassib 2.5, D. Davis 2.0, J. Collins Sr. 2.0, C. Lemonier 2.0, D. Shelton 1.5, E. Reynolds II 1.0, B. Boddy-Calhoun 1.0, J. Meder 1.0, T. Holmes 1.0, J. Schobert 0.5, S. Paea 0.5

Browns 26, Opponents 66

RUSHING	NO	YDS	AVG	LG	TD
Crowell, Isaiah	198	952	4.8	85t	7
Johnson Jr., Duke	73	358	4.9	22	1
Griffin III, Robert	31	190	6.1	20	2
Hogan, Kevin	8	105	13.1	28t	1
Atkinson III, George	7	34	4.9	11	1
Pryor Sr., Terrelle	8	21	2.6	15	1
McCown, Josh	7	21	3.0	7	0
Kessler, Cody	11	18	1.6	8	0
Coleman, Corey	2	10	5.0	9	0
Johnson, Malcolm	1	2	2.0	2	0
Whitehurst, Charlie	2	1	0.5	2	0
Hawkins, Andrew	2	0	0.0	1	0
Team	350	1712	4.9	85t	13
Opponents	498	2283	4.6	74t	18

RECEIVING	NO	YDS	AVG	LG	TD
Pryor Sr., Terrelle	77	1,007	13.1	54	4
Barnidge, Gary	55	612	11.1	43	2
Johnson Jr., Duke	53	514	9.7	32	0
Crowell, Isaiah	40	319	8.0	44	0
Coleman, Corey	33	413	12.5	58	3
Hawkins, Andrew	33	324	9.8	33	3
Louis, Ricardo	18	205	11.4	42	0
DeValve, Seth	10	127	12.7	25t	2
Higgins, Rashard	6	77	12.8	19	0
Johnson, Malcolm	5	44	8.8	21	0
Vitale, Danny	4	27	6.8	17	0
Telfer, Randall	2	4	2.0	7	1
Hamlett, Connor	1	17	17.0	17t	1
Payton, Jordan	1	3	3.0	3	1
Team	338	3693	10.9	58	15
Opponents	347	4173	12.0	63	36

INTERCEPTIONS	NO	YDS	AVG	LG	TD
Boddy-Calhoun, Brian	3	94	31.3	67	1
Taylor, Jamar	3	43	14.3	29	0
Haden, Joe	3	9	3.0	9	0
Williams Sr., Tramon	1	0	0.0	0	0
Team	10	146	14.6	67	1
Opponents	14	76	5.4	25	0

PUNTING	NO	YDS	AVG	NET	TB	IN	LG	B
Colquitt, Britton	83	3761	45.3	40.3	2	22	65	0
Team	83	3761	45.3	40.3	2	22	65	0
Opponents	74	3473	46.9	42.1	8	32	72	0

PUNT RETURNS	NO	FC	YDS	AVG	LG	TD
Johnson Jr., Duke	17	1	112	6.6	18	0
Alford, Mario	8	3	68	8.5	17	0
Haden, Joe	2	2	18	9.0	13	0
Poyer, Jordan	2	3	2	1.0	2	0
Williams Sr., Tramon	1	4	0	0.0	0	0
Team	30	13	200	6.7	18	0
Opponents	45	23	376	8.4	40	0

KICKOFF RETURNS	NO	YDS	AVG	LG	TD
Louis, Ricardo	9	164	18.2	24	0
Alford, Mario	8	190	23.8	36	0
Atkinson III, George	8	137	17.1	21	0
Howard, Tracy	7	111	15.9	21	0
Johnson Jr., Duke	1	19	19.0	19	0
DeValve, Seth	1	13	13.0	13	0
Team	34	634	18.6	36	0
Opponents	24	510	21.3	48	0

FIELD GOALS	1-19	20-29	30-39	40-49	50+	TOT
Parkey, Cody	0/0	6/6	6/6	7/12	1/1	20/25
Murray, Patrick	0/0	0/0	1/1	0/0	0/1	1/2
Team	0/0	6/6	7/7	7/12	1/2	21/26
Opponents	0/0	5/5	7/9	6/10	1/3	19/27

PASSING	ATT	CMP	YDS	PCT	AVIAT	TD	TD%	INT	INT%	LG	TKLD	RATNG
Kessler, Cody	195	128	1,380	65.6	7.1	6	3.1	2	1.0	44	21/140	92.3
McCown, Josh	165	90	1,100	54.5	6.7	6	3.6	6	3.6	54	18/126	72.3
Griffin III, Robert	147	87	886	59.2	6.0	2	1.4	3	2.0	58	22/138	72.6
Whitehurst, Charlie	24	14	182	58.3	7.6	1	4.2	1	4.2	31	2/14	78.8
Hogan, Kevin	26	14	104	53.8	4.0	0	0.0	2	7.7	17	2/10	31.6
Pryor, Terrelle	9	5	41	55.6	4.6	0	0.0	0	0.0	26	1/1	67.4
Johnson Jr., Duke	1	0	0	0.0	0.0	0	0.0	0	0.0	0	0/0	39.6
Team	567	338	3,693	59.6	6.5	15	2.6	14	2.5	58	66/429	77.4
Opponents	543	347	4,173	63.9	7.7	36	6.6	10	1.8	63	26/177	101.8



2017 (0-16)

COACH: Hue Jackson		
DIVISION FINISH: 4th AFC North		
2017 USUAL STARTING LINEUPS		
OFFENSE		DEFENSE
WR 12 Josh Gordon	DE 95 Myles Garrett	
LT 73 Joe Thomas	DT 55 Danny Shelton	
66 Spencer Drango	DT 93 Trevon Coley	
LG 75 Joel Bitonio	DE 90 Emmanuel Ogbah	
C 64 JC Tretter	94 Carl Nassib	
RG 70 Kevin Zeitler	WILL 58 Christian Kirksey	
RT 72 Shon Coleman	MIKE 53 Joe Schobert	
TE 86 Randall Telfer	SAM 51 Jamie Collins Sr.	
WR 19 Corey Coleman	52 James Burgess Jr.	
QB 7 DeShone Kizer	CB 30 Jason McCourty	
RB 34 Isaiah Crowell	CB 21 Jamar Taylor	
TE 85 David Njoku	S 22 Jabrill Peppers	
	S 26 Derrick Kindred	
RADIO ANNOUNCERS:		
Jim Donovan, Doug Dieken (92.3 The Fan WKRM-FM, ESPN 850 WKNR, WNCX 98.5 FM)		

DATE	RESULT	OPPONENT	ATT						
9/10	L, 18-21	Pittsburgh Steelers	67,431						
9/17	L, 10-24	at Baltimore Ravens	70,605						
9/24	L, 28-31	at Indianapolis Colts	63,351						
10/1	L, 7-31	Cincinnati Bengals	67,431						
10/8	L, 14-17	N.Y. Jets	62,032						
10/15	L, 17-33	at Houston Texans	71,815						
10/22	L, 9-12 OT	Tennessee Titans	59,061						
10/29	L, 16-33	Minnesota Vikings	74,237						
11/12	L, 24-38	at Detroit Lions	64,646						
11/19	L, 7-19	Jacksonville Jaguars	57,003						
11/26	L, 16-30	at Cincinnati Bengals	51,710						
12/3	L, 10-19	at L.A. Chargers	25,320						
12/10	L, 21-27 OT	Green Bay Packers	67,431						
12/17	L, 10-27	Baltimore Ravens	56,434						
12/24	L, 3-20	at Chicago Bears	58,796						
12/31	L, 24-28	at Pittsburgh Steelers	50,704						
TEAM STATISTICS		BROWNS	OPPONENT						
Total First Downs		290	315						
Rushing		97	95						
Passing		157	189						
Penalty		36	31						
3rd Down: Made/Att		73/216	91/224						
3rd Down Pct.		33.8	40.6						
4th Down: Made/Att		12/23	5/10						
4th Down Pct.		52.2	50.0						
Possession Avg.		27.49	32.11						
Total Net Yards		4,942	5,250						
Avg. Per Game		308.9	328.1						
Total Plays		1,008	1,026						
Avg. Per Play		4.9	5.1						
Net Yards Rushing		1,714	1,566						
Avg. Per Game		107.1	97.9						
Total Rushes		384	467						
Net Yards Passing		3,228	3,684						
Avg. Per Game		201.8	230.3						
Sacked/Yards Lost		50/309	34/197						
Gross Yards		3,537	3,881						
Att./Completions		574/312	525/360						
Completion Pct.		54.4	68.6						
Had Intercepted		28	7						
Punts/Average		82/46.7	83/44.5						
Net Punting Avg.		40.3	39.9						
Penalties/Yards		110/924	101/905						
Fumbles/Ball Lost		25/13	21/6						
Touchdowns		27	48						
Rushing		11	14						
Passing		15	28						
Returns		1	6						
SCORE BY PERIODS		1ST	2ND	3RD	4TH	OT	TOT		
Team		36	82	53	63	0	234		
Opponents		77	155	99	70	9	410		
SCORING		TD	RU	PA	RT	PAT	FG	2PT	PTS
Gonzalez, Zane		0	0	0	0	25/26	15/20	0	70
Johnson Jr., Duke		7	4	3	0	0/0	0/0	0	42

Kizer, DeShone	5	5	0	0	0/0	0/0	0	30
Njoku, David	4	0	4	0	0/0	0/0	0	24
Crowell, Isaiah	2	2	0	0	0/0	0/0	0	14
Britt, Kenny	2	0	2	0	0/0	0/0	0	12
Coleman, Corey	2	2	0	0	0/0	0/0	0	12
Higgins, Rashard	2	0	2	0	0/0	0/0	0	12
DeValve, Seth	1	0	1	0	0/0	0/0	0	6
Gordon, Josh	1	0	1	0	0/0	0/0	0	6
McCourty, Jason	1	0	0	1	0/0	0/0	0	6
Team	27	11	15	1	25/26	15/20	0	234
Opponents	48	14	28	6	41/44	25/29	1	410

SACKS: M.Garrett 7.0, E.Ogbah 4.0, J.Burgess 4.0, C.Kirksey 3.5, J.Schobert 3.0, C.Nassib 3.0, C.Brantley 2.0, N.Orchard 2.0, T.Coley 2.0, J.Collins 1.0, J.Curie 1.0, L.Ogunjobi 1.0, J.Taylor 0.5.

RUSHING	NO	YDS	AVG	LG	TD
Crowell, Isaiah	206	853	4.1	59	2
Kizer, DeShone	77	419	4.5	20	5
Johnson Jr., Duke	82	348	4.2	19t	4
Hogan, Kevin	10	71	7.1	11	0
Dayes, Matt	5	13	2.6	4	0
Treggs, Bryce	1	6	6.0	6	0
Higgins, Rashard	1	4	4.0	4	0
Njoku, David	1	1	1.0	1	0
Kessler, Cody	1	-1	-1.0	-1	0
Team	384	1,714	4.5	59	11
Opponents	467	1,566	3.4	39	14

RECEIVING	NO	YDS	AVG	LG	TD
Johnson Jr., Duke	74	693	9.4	41t	3
DeValve, Seth	33	395	12.0	49	1
Njoku, David	32	386	12.1	34	4
Crowell, Isaiah	28	182	6.5	38	0
Louis, Ricardo	27	357	13.2	37	0
Higgins, Rashard	27	312	11.6	56t	2
Coleman, Corey	23	305	13.3	44	2
Gordon, Josh	18	335	18.6	54	1
Britt, Kenny	18	223	12.9	38	2
Williams, Kasen	9	84	9.3	14	0
Coates, Sammie	6	70	11.7	38	0
Treggs, Bryce	5	79	15.8	20	0
Dayes, Matt	4	29	7.3	15	0
Telfer, Randall	3	36	12.0	20	0
Vitale, Danny	3	19	6.3	11	0
Leslie, Jordan	1	26	26.0	26	0
Zeitler, Kevin	1	-4	-4.0	-4	0
Team	312	3,537	11.3	56t	15
Opponents	360	3,881	10.8	61t	28

INTERCEPTIONS		NO	YDS	AVG	LG	TD		
McCourty, Jason	3	59	19.7	56t	1			
Kindred, Derrick	1	30	30.0	30	0			
Schobert, Joe	1	8	8.0	8	0			
Collins, Jamie	1	0	0.0	0	0			
Peppers, Jabrill	1	0	0.0	0	0			
Team	7	97	13.9	56t	1			
Opponents	28	354	12.6	82t	1			
PUNTING								
	NO	YDS	AVG	NET	TB	IN	LG	B
Colquitt, Britton	80	3,811	47.6	40.6	2	24	67	1
Gonzalez, Zane	1	16	16.0	16.0	0	0	16	0
Team	82	3,827	46.7	40.3	2	24	67	1
Opponents	83	3,695	44.5	39.9	8	28	63	0

PUNT RETURNS	NO	FC	YDS	AVG	LG	TD
Peppers, Jabrill	30	15	180	6.0	25	0
Treggs, Bryce	5	3	24	4.8	11	0
Johnson Jr., Duke	3	1	17	5.7	12	0
Team	38	19	221	5.8	25	0
Opponents	45	13	482	10.7	65	0

KICKOFF RETURNS	NO	YDS	AVG	LG	TD
Dayes, Matt	18	437	24.3	71	0
Peppers, Jabrill	14	318	22.7	35	0
Orchard, Nate	2	17	8.5	9	0
Vitale, Danny	1	18	18.0	18	0
Team	35	790	22.6	71	0
Opponents	20	471	23.6	96t	1

FIELD GOALS	1-19	20-29	30-39	40-49	50+	TOT
Gonzalez, Zane	0/ 0	5/5	4/6	4/6	2/3	15/20
Team	0/ 0	5/5	4/6	4/6	2/3	15/20
Opponents	0/ 0	6/6	7/8	10/11	2/4	25/29

PASSING	ATT	CMP	YDS	PCT	AVI/AT	TD	TD%	INT	INT%	LG	TKLD	RATNG
Kizer, DeShone	476	255	2,894	53.6	6.1	11	2.3	22	4.6	56t	38/226	60.5
Hogan, Kevin	75	46	517	61.3	6.9	4	5.3	5	6.7	49	6/35	71.9
Kessler, Cody	23	11	126	47.8	5.5	0	0.0	1	4.3	31	6/48	46.6
Team	574	312	3,537	54.4	6.2	15	2.6	28	4.9	56t	50/309	61.4
Opponents	525	360	3,881	68.6	7.4	28	5.3	7	1.3	61t	34/197	102.3

STAFF  
PLAYERS  
2018 SEASON  
HISTORY  
RECORDS  
GAME DAY



## 2018 (7-8-1)

COACH: Hue Jackson (first 8 games)/Gregg Williams (final 8 games)

DIVISION FINISH: 3rd AFC North

## 2018 USUAL STARTING LINEUPS

OFFENSE			DEFENSE		
WR	80	Jarvis Landry	DE	95	Myles Garrett
LT	78	Greg Robinson	DT	65	Larry Ogunjobi
	69	Desmond Harrison	DT	93	Trevon Coley
LG	75	Joel Bitonio	DE	90	Emmanuel Ogbah
C	64	JC Tretter	WILL	58	Christian Kirksey
RG	70	Kevin Zeitler		55	Genard Avery
RT	74	Chris Hubbard	MIKE	53	Joe Schobert
TE	85	David Njoku	SAM	51	Jamie Collins Sr.
WR	11	Antonio Callaway	CB	21	Denzel Ward
QB	6	Baker Mayfield	CB	39	Terrance Mitchell
RB	24	Nick Chubb		38	T.J. Carrie
TE	88	Darren Fells	S	23	Damarious Randall
			S	22	Jabrill Peppers

## RADIO ANNOUNCERS:

Jim Donovan, Doug Dieken (92.3 The Fan WKRR-FM, ESPN 850 WKRN, WNCX 98.5 FM)

DATE	RESULT	OPPONENT	ATT
9/9	T, 21-21 OT	Pittsburgh Steelers	67,431
9/16	L, 18-21	at New Orleans Saints	73,086
9/20	W, 21-17	N.Y. Jets	67,431
9/30	L, 42-45 OT	at Oakland Raiders	58,387
10/7	W, 12-9 OT	Baltimore Ravens	67,431
10/14	L, 14-38	L.A. Chargers	67,431
10/21	L, 23-26 OT	at Tampa Bay Buccaneers	53,682
10/28	L, 18-33	at Pittsburgh Steelers	63,780
11/4	L, 21-37	Kansas City Chiefs	67,431
11/11	W, 28-16	Atlanta Falcons	62,144
11/25	W, 35-20	at Cincinnati Bengals	56,122
12/2	L, 13-29	at Houston Texans	71,741
12/9	W, 26-20	Carolina Panthers	59,392
12/15	W, 17-16	at Denver Broncos	76,596
12/23	W, 26-18	Cincinnati Bengals	67,431
12/30	L, 24-26	at Baltimore Ravens	70,925

TEAM STATISTICS	BROWNS	OPPONENT
Total First Downs	314	377
Rushing	93	130
Passing	189	216
Penalty	32	31
3rd Down: Made/Att	73/208	75/210
3rd Down Pct.	35.1	35.7
4th Down: Made/Att	9/21	13/20
4th Down Pct.	42.9	65.0
Possession Avg.	28:24	31:36
Total Net Yards	5,900	6,288
Avg. Per Game	368.8	393.0
Total Plays	1,023	1,122
Avg. Per Play	5.8	5.6
Net Yards Rushing	1,893	2,163
Avg. Per Game	118.3	135.2
Total Rushes	411	459
Net Yards Passing	4,007	4,125
Avg. Per Game	250.4	257.8
Sacked/Yards Lost	38/254	37/245
Gross Yards	4,261	4,370
Attempts/Completions	574/353	626/393
Completion Pct.	61.5	62.8
Had Intercepted	17	17
Punts/Average	85/44.3	71/43.6
Net Punting Avg.	38.2	38.4
Penalties/Yards	112/894	119/990
Fumbles/Ball Loss	19/7	27/14
Touchdowns	44	43
Rushing	19	43
Passing	25	21
Returns	0	2

SCORE BY PERIODS	1ST	2ND	3RD	4TH	OT	TOT
Team	59	94	93	110	3	359
Opponents	64	136	86	100	6	392

SCORING	TD	RU	PA	RT	PAT	FG	2PT	PTS
Joseph, Greg	0	0	0	0	25/29	17/20	0	76
Chubb, Nick	10	8	2	0	0/0	0/0	0	60
Callaway, Antonio	5	0	5	0	0/0	0/0	1	32
Hyde, Carlos	5	5	0	0	0/0	0/0	0	30
Landry, Jarvis	5	1	4	0	0/0	0/0	0	30
Higgins, Rashard	4	0	4	0	0/0	0/0	0	24

Njoku, David	4	0	4	0	0/0	0/0	0	24
Johnson Jr., Duke	3	0	3	0	0/0	0/0	2	22
Fells, Darren	3	0	3	0	0/0	0/0	0	18
Perriman, Breshad	2	0	2	0	0/0	0/0	0	12
Gonzalez, Zane	0	0	0	0	3/5	2/5	0	9
Taylor, Tyrod	1	1	0	0	0/0	0/0	0	6
Gordon, Josh	1	0	1	0	0/0	0/0	0	6
DeValve, Seth	1	0	1	0	0/0	0/0	0	6
Coley, Trevon	0	0	0	0	0/0	0/0	0	2
Mayfield, Baker	0	0	0	0	0/0	0/0	1	2
Team	44	15	29	0	28/34	19/25	4	359
Opponents	43	20	21	2	36/39	30/37	3	392

SACKS: M.Garrett 13.5, L.Ogunjobi 5.5, G.Avery 4.5, J.Collins 4.0, J.Schobert 3.0, E.Ogbah 3.0, C.Smith 1.0, J.Peppers 1.0, T.Carrie 1.0, T.Coley 0.5.

## Browns 37, Opponents 38

RUSHING	NO	YDS	AVG	LG	TD
Chubb, Nick	192	996	5.2	92t	8
Hyde, Carlos	114	382	3.4	22	5
Johnson Jr., Duke	40	201	5.0	23	0
Mayfield, Baker	39	131	3.4	35	0
Taylor, Tyrod	16	125	7.8	24	1
Landry, Jarvis	3	60	20.0	51	1
Callaway, Antonio	2	7	3.5	15	0
Perriman, Breshad	4	2	0.5	7	0
Streeter, Rod	1	-11	-11.0	-11	0
Team	411	1,893	4.6	92t	15
Opponents	459	2,163	4.7	52	20

RECEIVING	NO	YDS	AVG	LG	TD
Landry, Jarvis	81	976	12.0	51t	4
Njoku, David	56	639	11.4	66	4
Johnson Jr., Duke	47	429	9.1	32	3
Callaway, Antonio	43	586	13.6	71	5
Higgins, Rashard	39	572	14.7	40	4
Chubb, Nick	20	149	7.5	24	2
Perriman, Breshad	16	340	21.3	66	2
Ratley, Damien	13	144	11.1	27	0
Fells, Darren	11	117	10.6	49t	3
Hilliard, Dontrell	9	105	11.7	24	0
Hyde, Carlos	6	29	4.8	9	0
DeValve, Seth	5	74	14.8	26	1
Willies, Derrick	3	61	20.3	39	0
Charles, Orson	3	23	7.7	9	0
Gordon, Josh	1	17	17.0	17t	1
Team	353	4,261	12.1	71	29
Opponents	393	4,370	11.1	67	21

INTERCEPTIONS	NO	YDS	AVG	LG	TD
Randall, Damarious	4	59	14.8	50	0
Ward, Denzel	3	26	8.7	26	0
Kirksey, Christian	2	17	8.5	13	0
Gaines, E.J.	1	0	0.0	0	0
Rice, Denzel	1	0	0.0	0	0
Collins Sr., Jamie	1	0	0.0	0	0
Mitchell, Terrance	1	0	0.0	0	0
Carrie, T.J.	1	0	0.0	0	0
Schobert, Joe	1	0	0.0	0	0
Peppers, Jabrill	1	0	0.0	0	0
Kindred, Derrick	1	-2	-2.0	-2	0
Team	17	100	5.9	50	0
Opponents	17	202	11.9	38t	2

PUNTING	NO	YDS	AVG	NET	TB	IN	LG	B
Colquitt, Britton	83	3,767	45.4	38.2	6	32	79	2
Team	85	3,767	44.3	38.2	6	32	79	2
Opponents	71	3,093	43.6	38.4	4	31	62	0

PUNT RETURNS	NO	FC	YDS	AVG	LG	TD
Peppers, Jabrill	25	22	219	8.8	33	0
Callaway, Antonio	5	1	61	12.2	37	0
Landry, Jarvis	2	1	10	5.0	8	0
Team	32	24	290	9.1	37	0
Opponents	37	22	397	10.7	49	0

KICKOFF RETURNS	NO	YDS	AVG	LG	TD
Peppers, Jabrill	19	408	21.5	29	0
Hilliard, Dontrell	11	264	24.0	31	0
Callaway, Antonio	8	143	17.9	35	0
Carrie, T.J.	2	33	16.5	19	0
Landry, Jarvis	2	22	11.0	14	0
Charles, Orson	1	12	12.0	12	0
Vallejo, Tanner	1	2	2.0	2	0
Team	44	884	20.1	35	0
Opponents	24	574	23.9	47	0

FIELD GOALS	1-19	20-29	30-39	40-49	50+	TOT
Joseph, Greg	0/0	4/4	7/7	5/7	1/2	17/20
Gonzalez, Zane	0/0	0/0	2/2	0/2	0/1	2/5
Team	0/0	4/4	9/9	5/9	1/3	19/20
Opponents	0/0	6/6	10/10	11/16	3/5	30/37

PASSING	ATT	CMP	YDS	PCT	AVIAT	TD	TD%	INT	INT%	LG	TKLD	RATNG
Mayfield, Baker	486	310	3,725	63.8	7.7	27	5.6	14	2.9	71	25/173	93.7
Taylor, Tyrod	85	42	473	49.4	5.6	2	2.4	2	2.4	47t	13/61	64.5
Landry, Jarvis	2	1	63	50.0	31.5	0	0.0	0	0.0	63	0/0	95.8
Hilliard, Dontrell	1	0	0	0.0	0.0	0	0.0	1	100.0	0	0/0	0.0
Team	574	353	4,261	61.5	7.4	29	5.1	17	3.0	71	38/254	88.8
Opponents	626	393	4,370	62.8	7.0	21	3.4	17	2.7	67	37/245	83.3



# YEARLY RESULTS (1946-2018)

YEAR	LEAGUE	REGULAR SEASON				PLAYOFFS				COMBINED RECORD			
		W	L	T	%	W	L	T	%	W	L	T	%
1946 #	AAFC	12	2	0	.857	1	0	0	1.000	13	2	0	.867
1947 #	AAFC	12	1	1	.923	1	0	0	1.000	13	1	1	.929
1948 #	AAFC	14	0	0	1.000	1	0	0	1.000	15	0	0	1.000
1949 #	AAFC	9	1	2	.900	2	0	0	1.000	11	1	2	.917
1950 #	NFL	10	2	0	.833	2	0	0	1.000	12	2	0	.857
1951 #	NFL	11	1	0	.917	0	1	0	.000	11	2	0	.846
1952 #	NFL	8	4	0	.667	0	1	0	.000	8	5	0	.615
1953 #	NFL	11	1	0	.917	0	1	0	.000	11	2	0	.846
1954 #	NFL	9	3	0	.750	1	0	0	1.000	10	3	0	.769
1955 #	NFL	9	2	1	.818	1	0	0	1.000	10	2	1	.833
1956	NFL	5	7	0	.417	0	0	0	.000	5	7	0	.417
1957 #	NFL	9	2	1	.818	0	1	0	.000	9	3	1	.750
1958 #	NFL	9	3	0	.750	0	1	0	.000	9	4	0	.692
1959	NFL	7	5	0	.583	0	0	0	.000	7	5	0	.583
1960	NFL	8	3	1	.727	0	0	0	.000	8	3	1	.727
1961	NFL	8	5	1	.615	0	0	0	.000	8	5	1	.615
1962	NFL	7	6	1	.538	0	0	0	.000	7	6	1	.538
1963	NFL	10	4	0	.714	0	0	0	.000	10	4	0	.714
1964 #	NFL	10	3	1	.769	1	0	0	1.000	11	3	1	.786
1965 #	NFL	11	3	0	.786	0	1	0	.000	11	4	0	.733
1966	NFL	9	5	0	.643	0	0	0	.000	9	5	0	.643
1967 #	NFL	9	5	0	.643	0	1	0	.000	9	6	0	.600
1968 #	NFL	10	4	0	.714	1	1	0	.500	11	5	0	.688
1969 #	NFL	10	3	1	.769	1	1	0	.500	11	4	1	.733
1970	NFL	7	7	0	.500	0	0	0	.000	7	7	0	.500
1971 #	NFL	9	5	0	.643	0	1	0	.000	9	6	0	.600
1972 #	NFL	10	4	0	.714	0	1	0	.000	10	5	0	.667
1973	NFL	7	5	2	.583	0	0	0	.000	7	5	2	.583
1974	NFL	4	10	0	.286	0	0	0	.000	4	10	0	.286
1975	NFL	3	11	0	.214	0	0	0	.000	3	11	0	.214
1976	NFL	9	5	0	.643	0	0	0	.000	9	5	0	.643
1977	NFL	6	8	0	.429	0	0	0	.000	6	8	0	.429
1978	NFL	8	8	0	.500	0	0	0	.000	8	8	0	.500
1979	NFL	9	7	0	.563	0	0	0	.000	9	7	0	.563
1980 #	NFL	11	5	0	.688	0	1	0	.000	11	6	0	.647
1981	NFL	5	11	0	.313	0	0	0	.000	5	11	0	.313
1982 *	NFL	4	5	0	.444	0	1	0	.000	4	6	0	.400
1983	NFL	9	7	0	.563	0	0	0	.000	9	7	0	.563
1984	NFL	5	11	0	.313	0	0	0	.000	5	11	0	.313
1985 #	NFL	8	8	0	.500	0	1	0	.000	8	9	0	.471
1986 #	NFL	12	4	0	.750	1	1	0	.500	13	5	0	.722
1987 #	NFL	10	5	0	.667	1	1	0	.500	11	6	0	.647
1988 *	NFL	10	6	0	.625	0	1	0	.000	10	7	0	.588
1989 #	NFL	9	6	1	.600	1	1	0	.500	10	7	1	.588
1990	NFL	3	13	0	.188	0	0	0	.000	3	13	0	.188
1991	NFL	6	10	0	.375	0	0	0	.000	6	10	0	.375
1992	NFL	7	9	0	.438	0	0	0	.000	7	9	0	.438
1993	NFL	7	9	0	.438	0	0	0	.000	7	9	0	.438
1994 *	NFL	11	5	0	.688	1	1	0	.500	12	6	0	.667
1995	NFL	5	11	0	.313	0	0	0	.000	5	11	0	.313
1999	NFL	2	14	0	.125	0	0	0	.000	2	14	0	.125
2000	NFL	3	13	0	.188	0	0	0	.000	3	13	0	.188
2001	NFL	7	9	0	.438	0	0	0	.000	7	9	0	.438
2002 *	NFL	9	7	0	.563	0	1	0	.000	9	8	0	.529
2003	NFL	5	11	0	.313	0	0	0	.000	5	11	0	.313
2004	NFL	4	12	0	.250	0	0	0	.000	4	12	0	.250
2005	NFL	6	10	0	.375	0	0	0	.000	6	10	0	.375
2006	NFL	4	12	0	.250	0	0	0	.000	4	12	0	.250
2007	NFL	10	6	0	.625	0	0	0	.000	10	6	0	.625
2008	NFL	4	12	0	.250	0	0	0	.000	4	12	0	.250
2009	NFL	5	11	0	.313	0	0	0	.000	5	11	0	.313
2010	NFL	5	11	0	.313	0	0	0	.000	5	11	0	.313
2011	NFL	4	12	0	.250	0	0	0	.000	4	12	0	.250
2012	NFL	5	11	0	.313	0	0	0	.000	5	11	0	.313
2013	NFL	4	12	0	.250	0	0	0	.000	4	12	0	.250
2014	NFL	7	9	0	.438	0	0	0	.000	7	9	0	.438
2015	NFL	3	13	0	.188	0	0	0	.000	3	13	0	.188
2016	NFL	1	15	0	.063	0	0	0	.000	1	15	0	.063
2017	NFL	0	16	0	.000	0	0	0	.000	0	16	0	.000
2018	NFL	7	8	1	.469	0	0	0	.000	7	8	1	.469
NFL Totals		469	490	11	.489	11	20	0	.355	480	510	11	.485
AAFC Totals		47	4	3	.898	5	0	0	1.000	52	4	3	.907
Franchise Totals		516	494	14	.511	16	20	0	.444	532	514	14	.508

Bold Denotes League Champions: 8 times (4 AAFC 1946, 1947, 1948, 1949; 4 NFL 1950, 1954, 1955, 1964)

# Denotes playoff appearance: 64 NFL seasons, 24 post-season appearances

\* Denotes wild-card qualifier for playoffs



PLAYOFF RESULTS

BROWNS IN NFL CHAMPIONSHIP GAMES

12/24/1950: BROWNS 30, vs. Los Angeles Rams 28  
12/23/1951: at Los Angeles Rams 24, BROWNS 17  
12/18/1952: vs. Detroit Lions 17, BROWNS 7  
12/17/1953: at Detroit Lions 17, BROWNS 16  
12/26/1954: BROWNS 56, vs. Detroit Lions 10  
12/26/1955: BROWNS 38, at Los Angeles Rams 14  
12/29/1957: at Detroit Lions 59, BROWNS 14  
12/27/1964: BROWNS 27, vs. Baltimore Colts 0  
1/2/1966: at Green Bay Packers 23, BROWNS 12  
12/29/1968: vs. Baltimore Colts 34, BROWNS 0  
1/4/1970: at Minnesota Vikings 27, BROWNS 7

BROWNS IN CONFERENCE PLAYOFF GAMES

12/17/1950: BROWNS 8, vs. New York Giants 3  
12/21/1958: at New York Giants 10, BROWNS 0  
12/24/1967: at Dallas Cowboys 52, BROWNS 14  
12/21/1968: BROWNS 31, vs. Dallas Cowboys 20  
12/28/1969: BROWNS 38, at Dallas Cowboys 14  
1/11/1987: vs. Denver Broncos 23, BROWNS 20 (OT)  
1/17/1988: at Denver Broncos 38, BROWNS 33  
1/14/1990: at Denver Broncos 37, BROWNS 21

BROWNS IN DIVISIONAL PLAYOFF GAMES

12/26/1971: vs. Baltimore Colts 20, BROWNS 3  
12/24/1972: at Miami Dolphins 20, BROWNS 14

1/4/1980: vs. Oakland Raiders 14, BROWNS 12  
1/8/1983: at Los Angeles Raiders 27, BROWNS 10  
1/4/1986: at Miami Dolphins 24, BROWNS 21  
1/11/1987: BROWNS 23, vs. New York Jets 20 (2 OT)  
1/9/1988: BROWNS 38, vs. Indianapolis Colts 21  
1/6/1990: BROWNS 34, vs. Buffalo Bills 30  
1/7/1995: at Pittsburgh Steelers 29, BROWNS 9

BROWNS IN WILD CARD PLAYOFF GAMES

12/24/1988: vs. Houston Oilers 24, BROWNS 23  
1/1/1995: BROWNS 20, vs. New England Patriots 13  
1/5/2003: at Pittsburgh Steelers 36, BROWNS 33

BROWNS IN PLAYOFF BOWLS

1/7/1961: Detroit Lions 17, BROWNS 16 (at Miami)  
1/5/1964: Green Bay Packers 40, BROWNS 23 (at Miami)  
1/7/1968: Los Angeles Rams 30, BROWNS 6 (at Miami)

BROWNS IN AAFC ALL-STAR GAMES

12/18/1949: AAFC All-Stars 12, BROWNS 7

BROWNS IN COLLEGE ALL-STAR GAMES

8/17/1951: BROWNS 33, All-Stars 0  
8/12/1955: All-Stars 30, BROWNS 27  
8/10/1956: BROWNS 26, All-Stars 0  
8/6/1965: BROWNS 24, All-Stars 16

BROWNS' NFL PLAYOFF RECORD: 11-20 (.355)

BROWNS IN THE HALL OF FAME

The rich tradition of the Cleveland Browns boasts 16 members in the Pro Football Hall of Fame, which is tied for the ninth-highest total in the NFL.

MOST PRO FOOTBALL HALL OF FAMERS BY TEAM

	Team	Hall of Fame Enshrinees
1.	Chicago Bears	28
2.	Green Bay Packers	25
3.	Pittsburgh Steelers	21
4.	Washington Redskins	20
	New York Giants	20
6.	Los Angeles Rams	18
7.	Oakland Raiders	17
	Dallas Cowboys	
9.	Cleveland Browns	16
	Washington Redskins	16

\*Based upon official numbers provided by the Pro Football Hall of Fame. Players are recognized by teams with whom they played a significant portion of their career. All numbers have been updated to include the 2019 Pro Football Hall of Fame Class.



# ALL-TIME ATTENDANCE

YEAR	HOME GAMES	HOME ATTEND	ROAD ATTEND	PRESEASON ATTEND	PLAYOFF ATTEND	TOTAL ATTEND
1946	7	339,962	206,060	35,964	40,469	622,455
1947	7	392,760	270,619	33,106	61,879	758,364
1948	7	318,619	270,728	43,279	22,981	655,607
1949	6	189,604	211,565	63,997	39,820	504,986
1950	6	200,319	232,361	125,642	62,805	621,127
1951	6	231,414	231,854	259,359	57,540	780,167
1952	6	240,204	200,656	116,310	50,934	608,104
1953	6	274,671	183,272	189,571	54,577	702,091
1954	6	183,476	200,101	182,255	43,827	609,659
1955	6	251,444	220,892	247,200	87,695	807,231
1956	6	221,648	161,887	302,221	—	685,756
1957	6	324,165	222,185	226,348	55,263	827,961
1958	6	370,781	264,375	224,602	61,174	920,932
1959	6	338,380	257,990	191,477	—	787,847
1960	6	337,972	234,767	*197,513	—	770,252
1961	7	426,886	268,909	173,603	—	869,398
1962	7	422,043	289,807	240,081	—	951,931
1963	7	487,430	331,642	*267,807	—	1,086,879
1964	7	549,334	337,929	218,544	79,544	1,185,351
1965	7	557,283	369,055	254,591	50,852	1,231,781
1966	7	544,250	389,783	246,708	—	1,180,741
1967	7	544,807	402,976	*295,514	70,786	1,314,083
1968	7	527,107	366,524	291,232	162,125	1,346,988
1969	7	578,360	380,442	283,248	117,221	1,359,271
1970	7	567,377	379,082	347,558	—	1,294,017
1971	7	541,505	381,467	334,051	74,082	1,331,105
1972	7	528,591	382,182	397,140	80,010	1,387,923
1973**	7	490,406	382,124	329,183	—	1,201,713
1974	7	424,412	319,684	200,904	—	945,000
1975	7	390,440	358,175	180,338	—	928,953
1976	7	472,602	310,340	183,434	—	966,376
1977	7	480,805	380,166	248,178	—	1,109,149
1978	8	510,046	397,891	127,918	—	1,035,855
1979	8	593,821	400,029	169,623	—	1,163,473
1980	8	620,496	419,834	197,991	77,655	1,315,976
1981	8	601,725	470,856	232,523	—	1,305,104
1982	4	251,314	245,350	209,598	56,555	762,817
1983	8	564,639	414,621	202,840	—	1,182,100
1984	8	458,433	345,159	162,367	—	965,959
1985	8	535,752	445,250	156,607	75,128	1,212,737
1986	8	583,739	452,237	192,060	158,021	1,386,057
1987	7	492,939	378,368	193,325	154,579	1,219,211
1988	8	615,545	469,029	238,380	74,977	1,397,931
1989	8	613,415	483,534	289,305	153,752	1,540,006
1990	8	568,093	516,085	233,158	—	1,317,336
1991	8	571,752	432,264	216,260	—	1,220,276
1992	8	560,417	416,269	203,012	—	1,179,698
1993	8	568,474	415,133	166,496	—	1,150,103
1994	8	559,582	492,141	197,793	135,637	1,385,153
1995	8	512,392	458,037	177,653	—	1,148,082
1999	8	580,934	482,769	297,883	—	1,361,586
2000	8	581,544	475,595	270,697	—	1,327,836
2001	8	583,094	506,492	280,694	—	1,370,280
2002	8	586,294	523,767	265,136	62,595	1,446,792
2003	8	585,564	553,876	268,108	—	1,407,548
2004	8	584,840	556,930	282,059	—	1,423,829
2005	8	578,330	502,742	255,658	—	1,336,730
2006	8	578,672	533,569	275,716	—	1,387,957
2007	8	584,006	526,080	275,716	—	1,385,802
2008	8	582,230	565,392	265,211	—	1,412,833
2009	8	551,110	503,105	265,228	—	1,391,443
2010	8	528,933	488,974	225,951	—	1,243,858
2011	8	526,997	486,462	242,099	—	1,255,558
2012	8	533,058	532,210	235,981	—	1,301,249
2013	8	569,939	552,811	240,750	—	1,363,500
2014	8	539,400	544,455	243,632	—	1,327,487
2015	8	529,488	532,774	228,268	—	1,290,530
2016	8	514,489	530,336	242,829	—	1,287,654
2017	7	436,823	456,947	232,361	—	1,126,131
2018	8	526,122	519,319	243,120	—	1,288,561
<b>TOTALS</b>		<b>33,613,498</b>	<b>27,426,291</b>	<b>15,643,964</b>	<b>2,222,483</b>	<b>78,978,236</b>

\* Includes Miami Playoff Bowl games at end of season.

\*\* First year of new method of announcing attendance.

STAFF  
PLAYERS  
2018 SEASON  
HISTORY  
RECORDS  
GAME DAY





# RECORDS



# RECORDS

## CAREER TOP 10

### SCORING

PLAYER	YEARS	TD	PAT	FG	TOTAL
1. Lou Groza	1950-59, 61-67	1	641	234	1,349
2. Phil Dawson	1999-2012	1	350	305	1,271
3. Don Cockroft	1968-80	0	432	216	1,080
4. Jim Brown	1957-65	126	0	0	756
5. Matt Bahr	1981-89	0	248	143	677
6. Leroy Kelly	1964-73	90	0	0	540
7. Matt Stover	1991-95	0	156	108	480
8. Gary Collins	1962-72	70	0	0	420
9. Ray Renfro	1952-63	55	0	0	330
10. Kevin Mack	1985-93	54	0	0	324

### RUSHING

PLAYER	YEARS	CARRIES	YARDS	AVG.	TD
1. Jim Brown	1957-65	2,359	12,312	5.2	106
2. Leroy Kelly	1964-73	1,727	7,274	4.2	74
3. Mike Pruitt	1976-84	1,593	6,540	4.1	47
4. Greg Pruitt	1973-81	1,158	5,496	4.7	25
5. Kevin Mack	1985-93	1,291	5,123	4.0	46
6. Earnest Byner	1984-88, 94-95	862	3,364	3.9	27
7. Ernie Green	1962-68	668	3,204	4.8	15
8. Isaiah Crowell	2014-17	737	3,118	4.2	21
9. Jamal Lewis	2007-09	720	2,806	3.9	13
10. Bobby Mitchell	1958-61	423	2,297	5.4	16

### ATTEMPTS

PLAYER	YEARS	ATTEMPTS
1. Jim Brown	1957-65	2,359
2. Leroy Kelly	1964-73	1,727
3. Mike Pruitt	1976-84	1,593
4. Kevin Mack	1985-93	1,291
5. Greg Pruitt	1973-81	1,158
6. Earnest Byner	1984-88, 94-95	862
7. Isaiah Crowell	2014-17	737
8. Jamal Lewis	2007-09	720
9. Ernie Green	1962-68	668
10. Eric Metcalf	1989-94	592

### TOUCHDOWNS

PLAYER	YEARS	RUSHING TDS
1. Jim Brown	1957-65	106
2. Leroy Kelly	1964-73	74
3. Mike Pruitt	1976-84	47
4. Kevin Mack	1985-93	46
5. Otto Graham	1950-55	33
6. Earnest Byner	1984-88, 94-95	27
7. Greg Pruitt	1973-81	25
8. Isaiah Crowell	2014-17	21
9. Bo Scott	1969-74	18
10. Cleo Miller	1975-82	16
Bobby Mitchell	1958-61	16

### PASSING

PLAYER	YEARS	ATTEMPTS
1. Brian Sipe	1974-83	3,439
2. Bernie Kosar	1985-93	3,150
3. Frank Ryan	1962-68	1,755
4. Tim Couch	1999-03	1,714
5. Otto Graham	1950-55	1,565
6. Mike Phipps	1970-76	1,317
7. Bill Nelsen	1968-72	1,314
8. Derek Anderson	2005-09	1,109
9. Milt Plum	1957-61	1,083
10. Vinny Testaverde	1993-95	998

### COMPLETIONS

PLAYER	YEARS	COMPLETIONS
1. Brian Sipe	1974-83	1,944
2. Bernie Kosar	1985-93	1,853
3. Tim Couch	1999-03	1,025
4. Frank Ryan	1962-68	907
5. Otto Graham	1950-55	872
6. Bill Nelsen	1968-72	689
7. Mike Phipps	1970-76	633
8. Milt Plum	1957-61	627
9. Derek Anderson	2005-09	587
10. Vinny Testaverde	1993-95	578

PLAYER	YEARS	YARDS
1. Brian Sipe	1974-83	23,713
2. Bernie Kosar	1985-93	21,904
3. Otto Graham	1950-55	13,499
4. Frank Ryan	1962-68	13,361
5. Tim Couch	1999-03	11,131
6. Bill Nelsen	1968-72	9,725
7. Milt Plum	1957-61	8,914
8. Mike Phipps	1970-76	7,700
9. Vinny Testaverde	1993-95	7,255
10. Derek Anderson	2005-09	7,083

### TOUCHDOWNS

PLAYER	YEARS	TOUCHDOWNS
1. Brian Sipe	1974-83	154
2. Frank Ryan	1962-68	134
3. Bernie Kosar	1985-93	116
4. Otto Graham	1950-55	88
5. Bill Nelsen	1968-72	71
6. Milt Plum	1957-61	66
7. Tim Couch	1999-03	64
8. Vinny Testaverde	1993-95	67
9. Derek Anderson	2005-09	46
10. Mike Phipps	1970-76	40

### QUARTERBACK RATING (MINIMUM 750 ATTEMPTS)

PLAYER	YEARS	ATT	COMP	YARDS	TD	INT	RATING
1. Milt Plum	1957-61	1,083	627	8,914	66	39	89.9
2. Bernie Kosar	1985-93	3,150	1,853	21,904	116	81	81.6
3. Frank Ryan	1962-68	1,755	907	13,361	134	88	81.4
4. Vinny Testaverde	1993-95	998	578	7,255	47	37	80.9
5. Otto Graham	1950-55	1,565	872	13,499	88	94	78.2
6. Tim Couch	1999-03	1,714	1,025	11,131	64	67	75.1
7. Brian Sipe	1974-83	3,439	1,944	23,713	154	149	74.8
8. Bill Nelsen	1968-72	1,314	689	9,725	71	71	72.1
9. Brandon Weeden	2012-13	784	438	5,116	23	26	71.8
10. Derek Anderson	2005-09	1,109	587	7,083	46	45	69.7

### RECEIVING

PLAYER	YEARS	RECEPTIONS
1. Ozzie Newsome	1978-90	662
2. Gary Collins	1962-71	331
3. Greg Pruitt	1973-81	323
4. Kevin Johnson	1999-03	315
Brian Brennan	1984-91	315
6. Reggie Rucker	1975-81	310
7. Webster Slaughter	1986-91	305
8. Eric Metcalf	1989-94	297
9. Ray Renfro	1952-63	281
10. Earnest Byner	1984-88, 94-95	276
Dennis Northcutt	2000-06	276

### RECEIVING YARDS

PLAYER	YEARS	REC.	YARDS	AVG.	TDS
1. Ozzie Newsome	1978-90	662	7,980	12.1	47
2. Ray Renfro	1952-63	281	5,508	19.6	50
3. Gary Collins	1962-71	331	5,299	16.0	70
4. Paul Warfield	1964-69, 76-77	271	5,210	19.2	52
5. Reggie Rucker	1975-81	310	4,953	16.0	32
6. Webster Slaughter	1986-91	305	4,834	15.8	27
7. Dave Logan	1976-83	262	4,247	16.2	24
8. Milt Morin	1966-75	271	4,208	15.5	16
9. Brian Brennan	1984-91	315	4,148	13.2	19
10. Dante Lavelli	1950-56*	244	3,908	16.0	33

### AVERAGE PER RECEPTION (MINIMUM 100 RECEPTIONS)

PLAYER	YEARS	AVERAGE
1. Ray Renfro	1952-63	19.6
2. Paul Warfield	1964-69, 76-77	19.2
3. Ricky Feacher	1976-84	18.4
4. Darrel Brewster	1952-58	18.1
5. Josh Gordon	2012-18	17.3
6. Dub Jones	1950-55	16.8
7. Dave Logan	1976-83	16.2
Michael Jackson	1991-95	16.2
9. Dante Lavelli	1950-56*	16.0
Gary Collins	1962-71	16.0
Reggie Rucker	1975-81	16.0

\*Does not include AAFC statistics



## INTERCEPTIONS

PLAYER	YEARS	NO.	YARDS	AVG.	TD
1. Thom Darden	1972-74, 76-81	45	820	18.2	2
2. Warren Lahr	1950-59	40	530	13.3	5
3. Clarence Scott	1971-83	39	407	10.4	2
4. Ken Konz	1953-59	30	392	13.1	4
5. Bernie Parrish	1959-66	29	557	19.2	3
6. Ross Fichtner	1960-67	27	581	21.5	3
Mike Howell	1965-72	27	252	9.3	0
8. Felix Wright	1985-90	26	469	18.0	2
Hanford Dixon	1981-89	26	225	8.7	0
Tommy James	1950-55	26	208	8.0	0

## PUNT RETURNS

PLAYER	YEARS	NO.
1. Dennis Northcutt	2000-06	202
2. Joshua Cribbs	2005-12	195
3. Gerald McNeil	1986-89	161
4. Eric Metcalf	1989-94	127
5. Dino Hall	1979-83	111
6. Leroy Kelly	1964-73	94
7. Keith Wright	1978-80	78
8. Travis Benjamin	2012-15	68
Ken Konz	1953-59	68
10. Billy Reynolds	1953-54, 57	67

## RETURN YARDS

PLAYER	YEARS	YARDS
1. Joshua Cribbs	2005-12	2,154
2. Dennis Northcutt	2000-06	2,149
3. Gerald McNeil	1986-89	1,545
4. Eric Metcalf	1989-94	1,341
5. Leroy Kelly	1964-73	990
6. Dino Hall	1979-83	901
7. Travis Benjamin	2012-15	857
8. Greg Pruitt	1973-81	659
9. Bobby Mitchell	1958-61	607
10. Ken Konz	1953-59	556

## RETURN AVERAGE (MINIMUM 50 RETURNS)

PLAYER	YEARS	NO.	YARDS	AVG.	TD
1. Travis Benjamin	2012-15	68	857	12.6	3
2. Greg Pruitt	1973-81	56	659	11.8	0
3. Bobby Mitchell	1958-61	54	607	11.2	3
4. Joshua Cribbs	2005-12	195	2,154	11.0	3
5. Dennis Northcutt	2000-06	202	2,149	10.6	3
Eric Metcalf	1989-94	127	1,341	10.6	5
7. Leroy Kelly	1964-73	94	990	10.5	3
8. Gerald McNeil	1986-89	161	1,545	9.6	1
9. Ken Konz	1953-59	68	556	8.2	1
10. Dino Hall	1979-83	111	901	8.1	0

## KICKOFF RETURNS

## RETURNS

PLAYER	YEARS	NO.
1. Joshua Cribbs	2005-12	387
2. Dino Hall	1979-83	151
3. Eric Metcalf	1989-94	139
4. Andre' Davis	2002-04	88
5. Glen Young	1984-85, 87-88	87
6. Randy Baldwin	1991-94	82
7. Leroy Kelly	1964-73	76
8. Keith Wright	1978-80	70
9. Gerald McNeil	1986-89	64
10. Bobby Mitchell	1958-61	62
Walter Roberts	1964-66	62

## RETURN YARDS

PLAYER	YEARS	YARDS
1. Joshua Cribbs	2005-12	10,015
2. Dino Hall	1979-83	3,185
3. Eric Metcalf	1989-94	2,806
4. Glen Young	1984-85, 87-88	2,079
5. Randy Baldwin	1991-94	1,872
6. Andre' Davis	2002-04	1,871
7. Leroy Kelly	1964-73	1,784
8. Keith Wright	1978-80	1,767
9. Walter Roberts	1964-66	1,608
10. Bobby Mitchell	1958-61	1,550

## KICKOFF RETURN AVERAGE (MINIMUM 50 RETURNS)

PLAYER	YEARS	NO.	YARDS	AVG.	TD
1. Greg Pruitt	1973-81	58	1,523	26.3	1
2. Walter Roberts	1964-66	62	1,608	25.9	0
Joshua Cribbs	2005-12	387	10,015	25.9	8
4. Keith Wright	1978-80	70	1,767	25.2	0
5. Bobby Mitchell	1958-61	62	1,550	25.0	3
6. Billy Lefear	1972-75	60	1,461	24.4	0
7. Glen Young	1984-85, 87-88	87	2,079	23.9	0
8. Leroy Kelly	1964-73	76	1,784	23.5	0
9. Randy Baldwin	1991-94	82	1,872	22.8	1
10. Andre' Davis	2002-04	88	1,871	21.3	1

## COMBINED YARDS\*

PLAYER	YEARS	ATT.	YARDS	AVG.
1. Jim Brown	1957-65	2,650	15,459	5.8
2. Joshua Cribbs	2005-12	817	14,083	17.2
3. Leroy Kelly	1964-73	2,087	12,329	5.9
4. Greg Pruitt	1973-81	1,595	10,700	6.7
5. Eric Metcalf	1989-94	1,155	9,108	7.9
6. Mike Pruitt	1976-84	1,860	8,538	4.6
7. Ozzie Newsome	1978-90	682	8,144	11.9
8. Kevin Mack	1985-93	1,488	6,725	4.5
9. Ray Renfro	1952-63	467	6,569	14.1
10. Earnest Byner	1984-88, 94-95	1,166	6,509	5.6

\*Includes rushing, receiving, punt returns and kickoff returns.

## 1950 NFL CHAMPIONSHIP TEAM





## TOP 10 SEASONS

### SCORING

PLAYER	YEAR	TD	PAT	FG	TOTAL
1. Jim Brown	1965	21	0	0	126
2. Leroy Kelly	1968	20	0	0	120
Phil Dawson	2007	0	42	26	120
4. Phil Dawson	2012	0	29	29	116
5. Lou Groza	1964	0	49	22	115
6. Matt Stover	1995	0	26	29	113
7. Matt Stover	1994	0	32	26	110
8. Lou Groza	1953	0	39	23	108
Jim Brown	1958	18	0	0	108
Jim Brown	1962	18	0	0	108
Phil Dawson	2008	0	18	30	108

### RUSHING YARDS

PLAYER	YEAR	ATT	YARDS	AVG.	TD
1. Jim Brown	1963	291	1,863	6.4	12
2. Jim Brown	1965	289	1,544	5.3	17
3. Jim Brown	1958	257	1,527	5.9	17
4. Jim Brown	1964	280	1,446	5.2	7
5. Jim Brown	1961	305	1,408	4.6	8
6. Jim Brown	1959	290	1,329	4.6	14
7. Jamal Lewis	2007	298	1,304	4.4	9
8. Mike Pruitt	1979	264	1,294	4.9	9
9. Jim Brown	1960	215	1,257	5.8	9
10. Leroy Kelly	1968	248	1,239	5.0	16

### PASSING

PLAYER	YEAR	ATT	COMP	YARDS	TD	INT	RATING
1. Brian Sipe	1980	554	337	4,132	30	14	91.4
2. Brian Sipe	1981	567	313	3,876	17	25	68.2
3. Bernie Kosar	1986	531	310	3,854	17	10	83.8
4. Brian Sipe	1979	535	286	3,793	28	26	73.4
5. Derek Anderson	2007	527	298	3,787	29	19	82.5
6. Baker Mayfield	2018	486	310	3,725	27	14	93.7
7. Brian Sipe	1983	496	291	3,566	26	23	79.1
8. Bernie Kosar	1989	513	303	3,533	18	14	80.3
9. Bernie Kosar	1991	494	307	3,487	18	9	87.8
10. Paul McDonald	1984	493	271	3,472	14	23	67.3

### QUARTERBACK RATING (MINIMUM 200 ATTEMPTS)

PLAYER	YEAR	ATT	COMP	YARDS	TD	INT	RATING
1. Mitt Plum	1960	250	151	2,297	21	5	110.37
2. Otto Graham	1953	258	167	2,722	11	9	99.66
3. Bernie Kosar	1987	389	241	3,033	22	9	95.41
4. Baker Mayfield	2018	486	310	3,725	27	14	93.69
5. Josh McCown	2015	292	186	2,109	12	4	93.25
6. Brian Sipe	1980	554	337	4,132	30	14	91.37
7. Frank Ryan	1963	256	135	2,038	25	13	90.59
8. Mitt Plum	1961	302	177	2,416	18	10	90.33
9. Frank Ryan	1966	382	200	2,974	29	14	88.19
10. Bernie Kosar	1991	494	307	3,487	18	9	87.84

### RECEIVING

PLAYER	YEAR	RECEPTIONS
1. Ozzie Newsome	1983	89
Ozzie Newsome	1984	89
Kellen Winslow	2006	89
4. Josh Gordon	2013	87
5. Kevin Johnson	2001	84
6. Kellen Winslow	2007	82
7. Jarvis Landry	2018	81
8. Jordan Cameron	2013	80
Braylon Edwards	2007	80
10. Gary Barnidge	2015	79

### YARDS

PLAYER	YEAR	YARDS
1. Josh Gordon	2013	1,646
2. Braylon Edwards	2007	1,289
3. Webster Slaughter	1989	1,236
4. Kellen Winslow	2007	1,106
5. Kevin Johnson	2001	1,097
6. Paul Warfield	1968	1,067
7. Gary Barnidge	2015	1,043
8. Antonio Bryant	2005	1,009
9. Terrelle Pryor Sr.	2016	1,007
10. Ozzie Newsome	1981	1,002

### INTERCEPTIONS

PLAYER	YEAR	NO	YARDS	AVG	TD
1. Thom Darden	1978	10	200	20.0	0
Anthony Henry	2001	10	177	17.7	1
3. Tommy James	1950	9	69	7.7	0
Felix Wright	1989	9	91	10.1	1
Eric Turner	1994	9	199	22.1	1
6. Warren Lahr	1950	8	99	12.4	2
Jim Shofner	1960	8	75	9.4	0
Bobby Franklin	1960	8	131	16.4	2
Mike Howell	1966	8	62	7.8	0
Ross Fichtner	1966	8	152	19.0	1
Ben Davis	1968	8	162	20.3	0
Thom Darden	1974	8	105	13.1	0

### PUNTING GROSS AVERAGE

PLAYER	YEAR	NO	YARDS	AVG.	LG	BLOCK
1. Britton Colquitt	2017	80	2,894	47.62	67	1
2. Andy Lee	2015	70	3,270	46.71	67	0
3. Gary Collins	1965	65	3,035	46.69	71	0
4. Horace Gillom	1952	61	2,787	45.69	73	1
5. Chris Gardocki	2000	108	4,919	45.55	67	0
6. Horace Gillom	1951	73	3,321	45.49	66	0
7. Dave Zastudil	2008	75	3,410	45.47	65	0
8. Britton Colquitt	2018	83	3,767	45.39	79	2
9. Britton Colquitt	2016	83	3,761	45.31	65	0
10. Dave Zastudil	2009	49	2,188	44.70	60	0

### PUNT RETURN AVERAGE (MINIMUM 14)

PLAYER	YEAR	NO	YARDS	AVG.	TD
1. Leroy Kelly	1965	17	265	15.6	2
2. Dennis Northcutt	2002	25	367	14.7	2
3. Joshua Cribbs	2007	30	405	13.5	1
4. Greg Pruitt	1974	27	349	12.9	0
Eric Metcalf	1993	36	464	12.9	2
6. Ben Davis	1967	18	229	12.7	1
7. Ken Carpenter	1951	14	173	12.4	0
8. Dennis Northcutt	2004	36	432	12.0	0
9. Joshua Cribbs	2012	38	457	12.0	0
10. Joshua Cribbs	2009	38	452	11.9	1

### KICKOFF RETURN AVERAGE (MINIMUM 14)

PLAYER	YEAR	NO	YARDS	AVG.	TD
1. Billy Lefear	1975	14	412	31.7	0
2. Joshua Cribbs	2007	59	1,809	30.7	2
3. Billy Reynolds	1954	14	413	29.5	0
4. Bo Scott	1969	25	722	28.9	0
5. Greg Pruitt	1973	16	453	28.3	0
6. Walter Roberts	1964	24	661	27.5	0
Greg Pruitt	1974	22	606	27.5	1
Joshua Cribbs	2009	56	1,542	27.5	3
9. Walter Roberts	1965	18	493	27.4	0
Joshua Cribbs	2012	43	1,178	27.4	0

### COMBINED YARDS\*

PLAYER	YEAR	ATT	YARDS	AVG.
1. Joshua Cribbs	2009	169	2,510	14.9
2. Joshua Cribbs	2007	101	2,312	22.9
3. Jim Brown	1963	315	2,131	6.8
4. Leroy Kelly	1966	273	2,014	7.4
5. Eric Metcalf	1993	243	1,932	8.0
6. Jim Brown	1961	353	1,917	5.4
7. Joshua Cribbs	2011	121	1,905	15.7
8. Jim Brown	1965	323	1,872	5.8
9. Greg Pruitt	1975	288	1,798	6.2
10. Jim Brown	1964	316	1,786	5.7

\*Includes rushing, receiving, punt returns and kickoff returns.

STAFF

PLAYERS

2018 SEASON

HISTORY

RECORDS

GAME DAY



## TOP 10 GAME PERFORMANCES

### RUSHING YARDS

PLAYER	OPPONENT	DATE	YARDS
1. Jerome Harrison	at Kansas City	12/20/2009	286
2. Jim Brown	vs. L.A. Rams	11/24/1957	237
Jim Brown	vs. Philadelphia	11/19/1961	237
4. Bobby Mitchell	at Washington	11/15/1959	232
Jim Brown	at Dallas	9/22/1963	232
6. Jim Brown	at Philadelphia	11/3/1963	223
7. Jamal Lewis	vs. Cincinnati	9/16/2007	216
8. Greg Pruitt	vs. Kansas City	12/14/1975	214
9. Greg Pruitt	at Atlanta	10/17/1976	191
10. Marion Motley	vs. Pittsburgh	10/29/1950	188
Jim Brown	at Dallas	10/18/1964	188
Earnest Byner	at Houston Oilers	12/16/1984	188

### PASSING

#### YARDS

PLAYER	OPPONENT	DATE	YARDS	ATT	COMP
1. Josh McCown	at Baltimore	10/11/2015	457	51	36
2. Brian Sipe	vs. Baltimore	10/25/1981	444	41	30
3. Bernie Kosar	vs. Pittsburgh	11/23/1986	414	46	28
4. Kelly Holcomb	at Cincinnati	11/28/2004	413	39	30
5. Otto Graham	at Pittsburgh	10/4/1952	401	49	21
Bernie Kosar	vs. Miami	11/10/1986	401	50	32
7. <b>Baker Mayfield</b>	<b>at Houston</b>	<b>12/2/2018</b>	<b>397</b>	<b>43</b>	<b>29</b>
8. Kelly Holcomb	vs. Arizona	11/16/2003	392	35	29
9. Jason Campbell	at New England	12/8/2013	391	44	29
Brian Sipe	vs. Green Bay	10/19/1980	391	39	24

#### HIGHEST QUARTERBACK RATING (MINIMUM 15 ATTEMPTS)

Player	Opponent	Date	Rating
1. Otto Graham	vs. Chicago Cardinals	10/10/1954	158.33
Brian Sipe	vs. Buffalo	10/29/1978	158.33
3. Milt Plum	vs. St. Louis Cardinals	11/13/1960	154.86
4. Milt Plum	vs. Washington	10/25/1959	153.94
5. <b>Baker Mayfield</b>	<b>at Atlanta</b>	<b>11/11/2018</b>	<b>151.25</b>
6. Brian Sipe	at Baltimore	11/19/1978	150.57
7. Frank Ryan	at New York Giants	10/24/1965	146.39
8. Bernie Kosar	vs. Dallas	12/4/1988	145.29
9. Milt Plum	vs. Philadelphia	10/23/1960	145.08
10. Gary Danielson	at Cincinnati	10/18/1987	144.02

### RECEIVING

#### RECEPTIONS

Player	Opponent	Date	Rec
1. Josh Gordon	vs. Pittsburgh	11/24/2013	14
Ozzie Newsome	vs. New York Jets	10/14/1984	14
3. Mac Speedie	vs. Chicago Cardinals	11/9/1952	11
Webster Slaughter	at Pittsburgh	12/22/1991	11
Kevin Johnson	at San Francisco	9/21/2003	11
Kellen Winslow	at San Diego	11/5/2006	11
Kellen Winslow	at Houston Texans	12/31/2006	11
Kellen Winslow	vs. Seattle	11/4/2007	11
9. Dub Jones	at Washington	12/10/1950	10

Gern Nagler	at Pittsburgh	11/20/1960	10
Greg Pruitt	vs. New York Jets	12/7/1980	10
Ozzie Newsome	vs. San Diego	12/5/1982	10
Ozzie Newsome	at Cincinnati	12/12/1982	10
Ozzie Newsome	vs. Houston Oilers	11/25/1984	10
Earnest Byner	vs. Cincinnati	9/18/1986	10
Brian Brennan	at Cincinnati	10/18/1987	10
Leroy Hoard	at Houston Oilers	11/17/1991	10
Leroy Hoard	vs. Houston Oilers	12/15/1991	10
Darrin Chiaverini	vs. Jacksonville	12/19/1999	10
Jamel White	at Tampa Bay	10/13/2002	10
Kellen Winslow	vs. Houston Texans	11/25/2007	10
Kellen Winslow	vs. Denver	11/6/2008	10
Benjamin Watson	at Miami	12/5/2010	10
Josh Gordon	at Minnesota	9/22/2013	10
Jordan Cameron	vs. Cincinnati	9/29/2013	10
Josh Gordon	vs. Jacksonville	12/1/2013	10
Jarvis Landry	at Tampa Bay	10/21/2018	10

#### YARDS

Player	Opponent	Date	Yards
1. Josh Gordon	vs. Jacksonville	12/1/2013	261
2. Josh Gordon	vs. Pittsburgh	11/24/2013	237
3. Ozzie Newsome	vs. New York Jets	10/14/1984	191
4. Webster Slaughter	vs. Chicago	10/23/1989	186
5. Webster Slaughter	vs. Houston Oilers	10/29/1989	184
6. Darrel Brewster	vs. New York Giants	12/6/1953	182
7. Gern Nagler	at Pittsburgh	11/20/1960	177
Reggie Rucker	vs. Miami	11/18/1979	177
Eric Metcalf	at L.A. Raiders	9/20/1992	177
10. Brian Brennan	vs. San Diego	12/21/1986	176

### PUNT RETURN YARDS

Player	Opponent	Date	Yards
1. Travis Benjamin	vs. Buffalo	10/3/2013	179
2. Eric Metcalf	vs. Pittsburgh	10/24/1993	166
3. Travis Benjamin	vs. Tennessee	9/20/2015	154
4. Joshua Cribbs	vs. San Francisco	12/30/2007	135
5. Joshua Cribbs	vs. Cincinnati	10/4/2009	120
6. Eric Metcalf	at Cincinnati	4/9/1994	115
7. Leroy Kelly	at Pittsburgh	11/28/1965	109
8. Gerald McNeil	vs. Detroit	9/28/1986	106
9. Dennis Northcutt	at Tennessee	9/22/2002	105
10. Dennis Northcutt	at San Diego	11/5/2006	104

### KICKOFF RETURN YARDS

Player	Opponent	Date	Yards
1. Joshua Cribbs	at Kansas City	12/20/2009	269
2. Joshua Cribbs	at Baltimore	11/18/2007	245
3. Joshua Cribbs	vs. Baltimore	11/2/2008	237
4. Joshua Cribbs	at New York Giants	10/7/2012	221
5. Richard Alston	at Cincinnati	11/28/2004	212
6. Joshua Cribbs	at Pittsburgh	11/11/2007	204
7. Richard Alston	at Baltimore	11/7/2004	197
8. Joshua Cribbs	vs. Washington	12/16/2012	191
9. Joshua Cribbs	vs. Cincinnati	9/16/2007	183
10. Joshua Cribbs	at Oakland	9/23/2007	174

### COMBINED YARDS\*

PLAYER	OPPONENT	DATE	YARDS
1. Joshua Cribbs	at Kansas City	12/20/2009	316 (269 KR, 36 PR, 8 R, 3 P)
2. Jim Brown	vs. Philadelphia	11/19/1961	313 (237 R, 52 P, 24 KR)
3. Joshua Cribbs	at Baltimore	11/18/2007	309 (245 KR, 61 PR, 3 R)
4. Greg Pruitt	vs. Cincinnati	11/23/1975	304 (121 R, 106 P, 36 KR, 41 PR)
5. Leroy Kelly	vs. New York Giants	12/4/1966	299 (126 R, 71 P, 102 KR)
6. Joshua Cribbs	vs. Baltimore	11/2/2008	278 (237 KR, 41 PR)
7. Travis Benjamin	vs. Tennessee	9/20/2015	269 (154 PR, 115 R)
Jim Brown	at Los Angeles Rams	11/24/1957	269 (237 R, 21 P, 11 KR)
9. Jim Brown	at Washington	9/15/1963	262 (162 R, 100 P)
10. Josh Gordon	vs. Jacksonville	12/1/2013	261 (261 P)

\*Includes rushing, receiving, punt returns and kickoff returns.



## LONGEST PLAYS

### LONGEST RUSHING PLAYS

- 92 — Nick Chubb vs. Atlanta Falcons, Nov. 11, 2018 (TD)
- 90 — Bobby Mitchell vs. Washington Redskins, Nov. 15, 1959 (TD)
- 85 — Isaiah Crowell vs. Baltimore Ravens, Sept. 18, 2016 (TD)
- 80 — Jim Brown vs. Washington Redskins, Sept. 15, 1963 (TD)
- 78 — Greg Pruitt vs. Kansas City Chiefs, Oct. 30, 1977 (TD)
- 78 — Lee Suggs at Cincinnati Bengals, Dec. 28, 2003 (TD)
- 77 — Mike Pruitt vs. Oakland Raiders, Dec. 9, 1979 (TD)
- 75 — Reuben Droughns vs. Miami Dolphins, Nov. 20, 2005 (TD)
- 73 — Ernie Green vs. Detroit Lions, Dec. 8, 1963
- 72 — Jerome Harrison at Buffalo Bills, Nov. 7, 2008 (TD)

### LONGEST PASSING PLAYS

- \*99 — Jeff Garcia to Andre Davis vs. Cincinnati Bengals, Oct. 17, 2004 (TD)
- 97 — Bernie Kosar to Webster Slaughter vs. Chicago Bears, Oct. 23, 1989 (TD)
- 95 — Brandon Weeden to Josh Gordon vs. Jacksonville Jaguars, Dec. 1, 2013 (TD)
- 87 — Bill Nelsen to Milt Morin vs. Philadelphia Eagles, Nov. 24, 1968
- 86 — Milt Plum to Leon Clarke vs. Philadelphia Eagles, Oct. 23, 1960 (TD)
- 83 — Frank Ryan to Jim Brown vs. Washington Redskins, Sept. 15, 1963 (TD)
- 82 — Bill Nelsen to Paul Warfield vs. St. Louis Cardinals, Dec. 14, 1969 (TD)
- 81 — Otto Graham to Dub Jones vs. San Francisco 49ers, Sept. 30, 1951 (TD)
- 81 — Vinny Testaverde to Derrick Alexander vs. Arizona Cardinals, Sept. 18, 1994 (TD)
- 81 — Brian Hoyer to Jordan Cameron at Carolina Panthers, Dec. 21, 2014 (TD)

\*tied an NFL record

### LONGEST PUNTS

- 80 — Horace Gillom vs. New York Giants, Nov. 28, 1954
- 79 — Britton Colquitt at Tampa Bay Buccaneers, Oct. 21, 2018
- 75 — Horace Gillom vs. Pittsburgh Steelers, Oct. 29, 1950
- 73 — Horace Gillom vs. Washington Redskins, Oct. 26, 1952
- 73 — Gary Collins vs. Pittsburgh Steelers, Oct. 5, 1963
- 73 — Brian Hansen vs. Denver Broncos, Sept. 27, 1992
- 72 — Brian Hansen at Cincinnati Bengals, Oct. 17, 1993
- 71 — Gary Collins vs. Philadelphia Eagles, Oct. 2, 1965
- 71 — Don Cockroft vs. Houston Oilers, Nov. 22, 1970
- 71 — Don Cockroft vs. Kansas City Chiefs, Dec. 2, 1973

### LONGEST PUNT RETURNS

- 93 — Travis Benjamin vs. Kansas City Chiefs, Dec. 9, 2012 (TD)
- 92 — Eric Metcalf at Cincinnati Bengals, Sept. 4, 1994 (TD)
- 91 — Eric Metcalf vs. Pittsburgh Steelers, Oct. 24, 1993 (TD)
- 87 — Dennis Northcutt vs. Pittsburgh Steelers, Nov. 3, 2002 (TD)
- 84 — Gerald McNeil vs. Detroit Lions, Sept. 28, 1986 (TD)
- 84 — Joshua Cribbs at Baltimore Ravens, Dec. 24, 2011 (TD)
- 81 — Dennis Northcutt at San Diego Chargers, Nov. 5, 2006
- 79 — Travis Benjamin vs. Buffalo Bills, Oct. 3, 2013 (TD)
- 78 — Travis Benjamin vs. Tennessee Titans, Sept. 20, 2015 (TD)
- 78 — Bobby Mitchell vs. New York Giants, Dec. 6, 1959 (TD)

### LONGEST KICKOFF RETURNS

- 104 — Carl Ward vs. Washington Redskins, Nov. 26, 1967 (TD)
- 103 — Joshua Cribbs at Kansas City Chiefs, Dec. 20, 2009 (TD)
- 102 — Leroy Bolden vs. Chicago Cardinals, Oct. 26, 1958 (TD)
- 101 — Eric Metcalf at Houston Oilers, Dec. 9, 1990 (TD)
- 100 — Gerald McNeil at Pittsburgh Steelers, Oct. 5, 1986 (TD)
- 100 — Joshua Cribbs at Pittsburgh Steelers, Nov. 11, 2007 (TD)
- 100 — Joshua Cribbs at Kansas City Chiefs, Dec. 20, 2009 (TD)
- 99 — Joshua Cribbs at Oakland Raiders, Sept. 23, 2007 (TD)
- 98 — Bobby Mitchell vs. Philadelphia Eagles, Nov. 23, 1958 (TD)
- 98 — Eric Metcalf at New York Jets, Sept. 16, 1990 (TD)
- 98 — Joshua Cribbs at Pittsburgh Steelers, Oct. 18, 2009 (TD)

### LONGEST INTERCEPTION RETURNS

- 100 — Brodney Pool at Baltimore Ravens, Nov. 18, 2007 (TD)
- 98 — Brandon McDonald at Philadelphia Eagles, Dec. 15, 2008
- 97 — Najee Mustafaa vs. Miami Dolphins, Oct. 10, 1993 (TD)
- 97 — Anthony Henry vs. Jacksonville Jaguars, Dec. 16, 2001 (TD)
- 94 — Eric Wright vs. New York Giants, Oct. 13, 2008 (TD)
- 93 — Eric Turner vs. Arizona Cardinals, Sept. 18, 1994 (TD)
- 92 — Bernie Parrish vs. Chicago Bears, Dec. 11, 1960 (TD)
- 92 — David Brandon vs. Chicago Bears, Nov. 29, 1992 (TD)
- 88 — Ross Fichtner (lateral from Erich Barnes) vs. New Orleans Saints, Oct. 1, 1967
- 79 — Jim Houston vs. New York Giants, Dec. 3, 1967 (TD)

### LONGEST FUMBLE RETURNS

- 89 — Don Paul vs. Pittsburgh Steelers, Nov. 10, 1957 (TD)
- 73 — Stevon Moore at Houston Oilers, Nov. 8, 1992 (TD)
- 55 — Earnest Byner vs. Buffalo Bills, Nov. 4, 1984 (TD)
- 54 — Len Ford vs. Philadelphia Eagles, Nov. 13, 1955
- 51 — T.J. Ward vs. Chicago Bears, Dec. 15, 2013
- 47 — George Young vs. Washington Redskins, Oct. 14, 1951 (TD)
- 47 — Nick Roman vs. Denver Broncos, Oct. 27, 1974
- 44 — Junior Wren vs. Chicago Cardinals, Oct. 4, 1959 (TD)
- 42 — Jerry Helluin vs. Philadelphia Eagles, Oct. 10, 1953 (TD)
- 40 — Daven Holly vs. Tampa Bay Buccaneers, Dec. 24, 2006 (TD)

### LONGEST FIELD GOALS

- 60 — Steve Cox at Cincinnati Bengals, Oct. 21, 1984
- 58 — Steve Cox at Denver Broncos, Dec. 4, 1983
- 57 — Don Cockroft at Denver Broncos, Oct. 29, 1972
- 56 — Phil Dawson at Buffalo Bills, Nov. 17, 2008
- 55 — Matt Stover at Houston Oilers, Nov. 17, 1991
- 54 — Phil Dawson vs. Baltimore Ravens, Nov. 6, 2008
- 54 — Phil Dawson at Cincinnati Bengals, Nov. 27, 2011
- 54 — Zane Gonzalez vs. Tennessee Titans, Oct. 22, 2017
- 53 — Matt Stover at Houston Oilers, Dec. 12, 1993
- 53 — Phil Dawson vs. Seattle Seahawks, Oct. 23, 2011
- 53 — Phil Dawson at Denver Broncos, Dec. 23, 2012



## INDIVIDUAL RECORDS

### SERVICE

#### Most Seasons

- 17 Lou Groza (1950-59, 1961-67)
- 16 Clay Matthews (1978-93)
- 15 Gene Hickerson (1958-60, 1962-73)

#### Most Consecutive Seasons

- 16 Clay Matthews (1978-93)
- 14 Doug Dieken (1971-84)
- 14 Phil Dawson (1999-2012)
- 13 Dick Schafrath (1959-71)
- 13 Jim Houston (1960-72)
- 13 Don Cockroft (1968-80)
- 13 Clarence Scott (1971-83)
- 13 Ozzie Newsome (1978-90)

#### Most Games

- 232 Clay Matthews (1978-93)
- 216 Lou Groza (1950-59, 1961-67)
- 215 Phil Dawson (1999-2012)
- 203 Doug Dieken (1971-84)
- 202 Gene Hickerson (1958-60, 1962-73)

#### Most Consecutive Games

- 203 Doug Dieken (1971-84)
- 188 Don Cockroft (1968-80)
- 178 Clarence Scott (1971-83)
- 168 Walter Johnson (1965-76)
- 167 Joe Thomas (2007-17)

#### Most Consecutive Starts

- 194 Doug Dieken (1971-84)
- 176 Joe Thomas (2007-17)

### SCORING

#### Most Points – Career

- 1,349 Lou Groza (1950-59, 61-67); 234 FG, 641 PAT, 1 TD
- 1,271 Phil Dawson (1999-2012); 305 FG, 350 PAT, 1 TD
- 1,080 Don Cockroft (1968-80); 216 FG, 432 PAT
- 756 Jim Brown (1957-65); 126 TD
- 677 Matt Bahr (1981-89); 143 FG, 248 PAT

#### Most Points – Season

- 126 Jim Brown (1965); 21 TD
- 120 Phil Dawson (2007); 42 PAT, 26 FG
- 120 Leroy Kelly (1968); 20 TD
- 116 Phil Dawson (2012); 29 PAT, 29 FG
- 115 Lou Groza (1964); 22 FG, 49 PAT

#### Most Points – Game

- \*36 Dub Jones (11/25/1951 vs. Chicago Bears); 6 TD
- 30 Jim Brown (11/1/1959 at Baltimore Colts); 5 TD
- 24 Jim Brown (11/24/1957 vs. Los Angeles Rams); 4 TD
- 24 Jim Brown (10/26/1958 at Chicago Cardinals); 4 TD
- 24 Jim Brown (11/19/1961 vs. Philadelphia Eagles); 4 TD
- 24 Jim Brown (11/18/1962 vs. St. Louis Cardinals); 4 TD
- 24 Jim Brown (11/28/1965 at Pittsburgh Steelers); 4 TD
- 24 Leroy Kelly (12/1/1968 vs. New York Giants); 4 TD
- 24 Eric Metcalf (9/20/1992 at Los Angeles Raiders); 4 TD
- 24 Jamal Lewis (11/7/2007 vs. Seattle Seahawks); 4 TD
- \*Tied for NFL Record

#### Most Consecutive Games Scoring

- 107 Lou Groza (1950–9, (1959)–2)

#### Most Seasons, 100 or More Points

- 6 Phil Dawson (2002, 2004-05, 2007-08, 2012)
- 3 Jim Brown (1958, 1962, 1965)

#### Most Total Touchdowns – Career

- 126 Jim Brown (1957-65); 106 Rush, 20 Rec
- 90 Leroy Kelly (1964-73); 74 Rush, 13 Rec, 3 Ret
- 70 Gary Collins (1962-71); 70 Rec
- 55 Ray Renfro (1952-63); 4 Rush, 50 Rec, 1 Ret
- 54 Kevin Mack (1985-93); 46 Rush, 8 Rec

#### Most Total Touchdowns – Season

- 21 Jim Brown (1965); 17 Rush, 4 Rec
- 20 Leroy Kelly (1968); 16 Rush, 4 Rec
- 18 Jim Brown (1958); 17 Rush, 1 Rec
- 18 Jim Brown (1962); 13 Rush, 5 Rec
- 16 Leroy Kelly (1966); 15 Rush, 1 Rec
- 16 Braylon Edwards (2007); 16 Rec

#### Most Total Touchdowns – Game

- 6 Dub Jones (11/25/1951 vs. Chicago Bears); 4 Rush, 2 Rec
- 5 Jim Brown (11/1/1959 at Baltimore Colts); 5 Rush

- 4 Jim Brown (11/24/1957 vs. Los Angeles Rams); 4 Rush
- 4 Jim Brown (10/26/1958 at Chicago Cardinals); 4 Rush
- 4 Jim Brown (11/19/1961 vs. Philadelphia Eagles); 4 Rush
- 4 Jim Brown (11/18/1962 vs. St. Louis Cardinals); 4 Rush
- 4 Jim Brown (11/28/1965 at Pittsburgh Steelers); 3 Rush, 1 Rec
- 4 Leroy Kelly (12/1/1968 vs. New York Giants); 4 Rush
- 4 Eric Metcalf (9/20/1992 at Los Angeles Raiders); 1 Rush, 3 Rec
- 4 Jamal Lewis (11/4/2007 vs. Seattle Seahawks); 4 Rush

#### Most Consecutive Games Scoring Touchdowns

- 10 Jim Brown (1965)
- 9 Leroy Kelly (1968)

#### Most Return Touchdowns – Career (Defense/Special Teams)

- 11 Joshua Cribbs (2005-12)
- 7 Eric Metcalf (1989-94)
- 6 Bobby Mitchell (1958-61)
- 5 Warren Lahr (1950-59)
- 5 Ken Konz (1953-59)

#### Most Return Touchdowns – Season (Defense/Special Teams)

- 4 Joshua Cribbs (2009)
- 3 Joshua Cribbs (2007)
- 2 Warren Lahr (1950, 1951)
- 2 Ken Konz (1954)
- 2 Bobby Mitchell (1958, 1961)
- 2 Bobby Franklin (1960)
- 2 Leroy Kelly (1965)
- 2 Jim Houston (1967)
- 2 Gerald McNeil (1986)
- 2 Thane Gash (1989)
- 2 David Grayson (1989)
- 2 Eric Metcalf (1990, 1993, 1994)
- 2 David Brandon (1992)
- 2 Dennis Northcutt (2002)
- 2 Daven Holly (2006)
- 2 David Bowens (2010)
- 2 T.J. Ward (2013)
- 2 Karios Dansby (2015)

#### Most Return Touchdowns – Game (Defense/Special Teams)

- 2 Bobby Mitchell (11/23/1958 vs. Philadelphia Eagles)
- 2 Bobby Franklin (12/11/1960 vs. Chicago Bears)
- 2 David Grayson (9/10/1989 at Pittsburgh Steelers)
- 2 Eric Metcalf (10/24/1993 vs. Pittsburgh Steelers)
- 2 Joshua Cribbs (12/20/2009 at Kansas City Chiefs)
- 2 David Bowens (10/24/2010 at New Orleans Saints)

#### Most Points After Touchdowns – Career

- 641 Lou Groza (1950-59, 1961-67)
- 432 Don Cockroft (1968-80)
- 350 Phil Dawson (1999-2012)
- 248 Matt Bahr (1981-89)
- 156 Matt Stover (1991-95)

#### Most Points After Touchdowns – Season

- 51 Lou Groza (1966)
- 49 Lou Groza (1964)
- 46 Don Cockroft (1968)
- 45 Lou Groza (1965)
- 45 Don Cockroft (1969)

#### Most Points After Touchdowns – Game

- 8 Lou Groza (12/6/1953 vs. New York Giants)
- 7 four times, most recently: Lou Groza (12/2/1951 vs. Chicago Cardinals)

#### Most Consecutive Points After Touchdowns Made

- 138 Lou Groza (1963-66)

#### Most Field Goals – Career

- 305 Phil Dawson (1999-2012)
- 234 Lou Groza (1950-59, 1961-67)
- 216 Don Cockroft (1968-80)
- 143 Matt Bahr (1981-89)
- 108 Matt Stover (1991-95)

#### Most Field Goals – Season

- 30 Phil Dawson (2008)
- 29 Matt Stover (1995)
- 29 Phil Dawson (2012)
- 28 Travis Coons (2015)
- 27 Phil Dawson (2005)

#### Most Field Goals – Game

- 6 Phil Dawson (11/5/2006 at San Diego Chargers)
- 5 Don Cockroft (10/19/1975 at Denver Broncos)



- 5 Matt Stover (10/29/1995 at Cincinnati Bengals)
- 5 Phil Dawson (11/2/2005 at Houston Texans)
- 5 Phil Dawson (11/17/2008 at Buffalo Bills)
- 5 Phil Dawson (11/4/2012 vs. Baltimore Ravens)

#### Most Consecutive Games with a Field Goal Made

- 23 Phil Dawson (2010) – 14, (2011) – 9
- 15 Phil Dawson (2007) – 1, (2008) – 14
- 14 Lou Groza (1950) – 10, (1951) – 4

#### Most Consecutive Field Goals Made

- 29 Phil Dawson (2011) – 6, (2012) – 23
- 27 Phil Dawson (2003) – 10, (2004) – 17
- 23 Matt Stover (1994) – 20, (1995) – 3
- 21 Phil Dawson (2001) – 15, (2002) – 6
- 20 Phil Dawson (2004) – 5 (2005) – 15

#### Highest Field Goal Percentage – Career (minimum 50 attempts)

- 84.00 Phil Dawson (1999-2012); 305-363
- 80.60 Matt Stover (1991-95); 108-134
- 74.09 Matt Bahr (1981-89); 143-193
- 65.85 Don Cockroft (1968-80); 216-328
- 58.10 Lou Groza (1950-59, 1961-67); 233-401

#### Highest Field Goal Percentage – Season (minimum 14 attempts)

- 93.50 Phil Dawson (2012); 29-31
- 93.10 Phil Dawson (2005); 27-29
- 92.86 Matt Stover (1994); 26-28
- 89.47 Phil Dawson (2009); 17-19
- 88.46 Lou Groza (1953); 23-26

#### Most Safeties – Career

- 2 Walter Johnson (1965-76)

#### Most Safeties – Season

- 1 15 times; most recently: Tackle in end zone by Trevon Coley (at Tampa Bay, 10/21/2018)

## RUSHING

#### Most Rushing Attempts – Career

- 2,359 Jim Brown (1957-65)
- 1,727 Leroy Kelly (1964-73)
- 1,593 Mike Pruitt (1976-84)
- 1,291 Kevin Mack (1985-93)
- 1,158 Greg Pruitt (1973-81)

#### Most Rushing Attempts – Season

- 309 Reuben Droughns (2005)
- 305 Jim Brown (1961)
- 298 Jamal Lewis (2007)
- 293 Mike Pruitt (1983)
- 291 Jim Brown (1963)

#### Most Rushing Attempts – Game

- 39 Jerome Harrison (12/27/2009 vs. Oakland Raiders)
- 38 Lee Suggs (12/26/2004 at Miami Dolphins)
- 37 Jim Brown (10/4/1959 at Chicago Cardinals)
- 34 Jim Brown (10/12/1958 vs. Chicago Cardinals)
- 34 Jim Brown (11/19/1961 vs. Philadelphia Eagles)
- 34 Jerome Harrison (12/20/2009 at Kansas City Chiefs)

#### Most Rushing Yards – Career

- 12,312 Jim Brown (1957-65)
- 7,274 Leroy Kelly (1964-73)
- 6,540 Mike Pruitt (1976-84)
- 5,496 Greg Pruitt (1973-81)
- 5,123 Kevin Mack (1985-93)

#### Most Rushing Yards – Season

- 1,863 Jim Brown (1963)
- 1,544 Jim Brown (1965)
- 1,527 Jim Brown (1958)
- 1,446 Jim Brown (1964)
- 1,408 Jim Brown (1961)

#### Most Rushing Yards – Game

- 286 Jerome Harrison (12/20/2009 at Kansas City Chiefs)
- 237 Jim Brown (11/24/1957 vs. Los Angeles Rams)
- 237 Jim Brown (11/19/1961 vs. Philadelphia Eagles)
- 232 Bobby Mitchell (11/15/1959 at Washington Redskins)
- 232 Jim Brown (9/22/1963 at Dallas Cowboys)

#### Most Seasons 1,000 or More Yards Rushing

- 7 Jim Brown (1958-61, 1963-65)
- 4 Mike Pruitt (1979-81, 1983)
- 3 Leroy Kelly (1966-68)
- 3 Greg Pruitt (1975-77)

#### Most Games 100 or More Yards Rushing – Career

- 58 Jim Brown (1957-65)

- 27 Leroy Kelly (1964-73)

- 17 Greg Pruitt (1973-81)

- 16 Mike Pruitt (1976-84)

- 9 Kevin Mack (1985-93)

#### Most Games 100 or More Yards Rushing – Season

- 9 Jim Brown (1958, 1963)
- 8 Jim Brown (1959, 1965)
- 7 Jim Brown (1960)
- 7 Leroy Kelly (1968)
- 6 Jim Brown (1961, 1964)
- 6 Leroy Kelly (1966)

#### Most Consecutive 100-Yard Rushing Games

- 6 Jim Brown (1958)
- 5 Jim Brown (1961)
- 4 Jim Brown (1959, 1960)
- 4 Leroy Kelly (1968)

#### Most Rushing Touchdowns – Career

- 106 Jim Brown (1957-65)
- 74 Leroy Kelly (1964-73)
- 47 Mike Pruitt (1976-84)
- 46 Kevin Mack (1985-93)
- 33 Otto Graham (1950-55)

#### Most Rushing Touchdowns – Season

- 17 Jim Brown (1958, 1965)
- 16 Leroy Kelly (1968)
- 15 Leroy Kelly (1966)
- 14 Jim Brown (1959)

#### Most Rushing Touchdowns – Game

- 5 Jim Brown (11/1/1959 at Baltimore Colts)
- 4 Dub Jones (11/25/1951 vs. Chicago Bears)
- 4 Jim Brown (11/24/1957 vs. Los Angeles Rams)
- 4 Jim Brown (10/26/1958 at Chicago Cardinals)
- 4 Jim Brown (11/19/1961 vs. Philadelphia Eagles)
- 4 Jim Brown (11/18/1962 vs. St. Louis Cardinals)
- 4 Leroy Kelly (12/1/1968 vs. New York Giants)
- 4 Jamal Lewis (11/4/2007 vs. Seattle Seahawks)

#### Most Consecutive Games with Rushing Touchdowns

- 9 Leroy Kelly (1968)
- 7 Jim Brown (1957)–1, (1958)–6; (1962)–2, (1963)–5

#### Best Rushing Average – Career (minimum 500 attempts)

- 5.22 Jim Brown (1957-65); 2,359-12,312
- 4.80 Ernie Green (1962-68); 668-3,204
- 4.75 Greg Pruitt (1973-81); 1,158-5,496
- 4.21 Leroy Kelly (1964-73); 1,727-7,274
- 4.19 Cleo Miller (1975-82); 546-2,286

#### Best Rushing Average – Season (minimum 150 attempts)

- 6.40 Jim Brown (1963); 291-1,863
- 5.94 Jim Brown (1958); 257-1,527
- 5.85 Jim Brown (1960); 215-1,257
- 5.46 Leroy Kelly (1966); 209-1,141
- 5.45 Greg Pruitt (1978); 176-960

#### Best Rushing Average – Game (minimum 11 attempts)

- 17.09 Marion Motley (10/29/1950 vs. Pittsburgh Steelers); 11-188
- 16.57 Bobby Mitchell (11/15/1959 at Washington Redskins); 14-232
- 13.36 Bobby Mitchell (10/12/1958 vs. Chicago Cardinals); 11-147
- 11.67 Bobby Mitchell (12/3/1961 at Dallas Cowboys); 12-140
- 11.60 Jim Brown (9/22/1963 at Dallas Cowboys); 20-232

## PASSING

#### Most Pass Attempts – Career

- 3,439 Brian Sipe (1974-83)
- 3,150 Bernie Kosar (1985-93)
- 1,755 Frank Ryan (1962-68)
- 1,714 Tim Couch (1999-03)
- 1,565 Otto Graham (1950-55)

#### Most Pass Attempts – Season

- 567 Brian Sipe (1981)
- 554 Brian Sipe (1980)
- 535 Brian Sipe (1979)
- 531 Bernie Kosar (1986)
- 527 Derek Anderson (2007)

#### Most Pass Attempts – Game

- 61 Colt McCoy (10/2/2011 vs. Tennessee Titans)
- 57 Brian Sipe (9/7/1981 vs. San Diego Chargers)
- 56 Jason Campbell (11/17/2013 at Cincinnati Bengals)
- 54 Eric Zeier (11/5/1995 vs. Houston Oilers)
- 54 Brian Hoyer (9/22/2013 vs. Minnesota Vikings)



- 53 Brian Sipe (9/13/1981 vs. Houston Oilers)  
53 Brandon Weeden (9/8/2013 vs. Miami Dolphins)

## Most Pass Completions – Career

- 1,944 Brian Sipe (1974-83)  
1,853 Bernie Kosar (1985-93)  
1,025 Tim Couch (1999-03)  
907 Frank Ryan (1962-68)  
872 Otto Graham (1950-55)

## Most Pass Completions – Season

- 337 Brian Sipe (1980)  
313 Brian Sipe (1981)  
**310 Baker Mayfield (2018)**  
310 Bernie Kosar (1986)  
307 Bernie Kosar (1991)

## Most Pass Completions – Game

- 40 Colt McCoy (10/2/2011 vs. Tennessee Titans)  
36 Tim Couch (9/22/2002 at Tennessee Titans)  
36 Josh McCown (10/11/2015 at Baltimore Ravens)  
33 Brian Sipe (12/5/1982 vs. San Diego Chargers)  
33 Johnny Manziel (11/15/2015 at Pittsburgh Steelers)

## Highest Completion Percentage – Career (minimum 750 attempts)

- 59.80 Tim Couch (1999-03); 1,025-1,714  
58.83 Bernie Kosar (1985-93); 1,853-3,150  
57.92 Vinny Testaverde (1993-95); 578-998  
57.89 Milt Plum (1957-61); 627-1,083  
56.53 Brian Sipe (1973-83); 1,944-3,439

## Highest Completion Percentage – Season (minimum 200 attempts)

- 64.73 Otto Graham (1953); 167-258  
64.12 Charlie Frye (2006); 252-393  
63.91 Kelly Holcomb (2003); 193-302  
**63.79 Baker Mayfield (2018); 310-486**  
63.72 Tim Couch (2000); 137-215

## Highest Completion Percentage – Game (minimum 15 attempts)

- 91.30 Vinny Testaverde (12/26/1993 at Los Angeles Rams); 21-23  
**85.00 Baker Mayfield (11/11/2018 vs. Atlanta Falcons); 17-20**  
82.86 Kelly Holcomb (11/16/2003 vs. Arizona Cardinals); 29-35  
82.61 Bernie Kosar (12/6/1992 vs. Cincinnati Bengals); 19-23  
82.35 George Ratterman (10/6/1956 at Pittsburgh Steelers); 14-17

## Most Consecutive Pass Completions

- 16 Bernie Kosar (10/29/1989 vs. Houston Oilers through 11/5/1989 at Tampa Bay Buccaneers)  
16 Kelly Holcomb (11/16/2003 vs. Arizona Cardinals through 11/23/2003 vs. Pittsburgh Steelers)  
15 **Baker Mayfield (12/23/2018 vs. Cincinnati Bengals)**  
15 Vinny Testaverde (12/26/1993 at Los Angeles Rams through 1/2/1994 at Pittsburgh Steelers)  
14 Brian Sipe (12/5/1982 vs. San Diego Chargers)  
Brian Hoyer (9/21/14 vs. Baltimore Ravens)

## Most Passing Yards – Career

- 23,713 Brian Sipe (1974-83)  
21,904 Bernie Kosar (1985-93)  
13,499 Otto Graham (1950-55)  
13,361 Frank Ryan (1962-68)  
11,131 Tim Couch (1999-03)

## Most Passing Yards – Season

- 4,132 Brian Sipe (1980)  
3,876 Brian Sipe (1981)  
3,854 Bernie Kosar (1986)  
3,793 Brian Sipe (1979)  
3,787 Derek Anderson (2007)

## Most Passing Yards – Game

- 457 Josh McCown (10/11/2015 at Baltimore Ravens)  
444 Brian Sipe (10/25/1981 vs. Baltimore Colts)  
414 Bernie Kosar (11/23/1986 vs. Pittsburgh Steelers)  
413 Kelly Holcomb (11/28/2004 at Cincinnati Bengals)  
401 Otto Graham (10/4/1952 at Pittsburgh Steelers)  
401 Bernie Kosar (11/10/1986 vs. Miami Dolphins)

## Most 300-yard Passing Games – Career

- 18 Brian Sipe (1974-83)  
11 Bernie Kosar (1985-93)  
7 Otto Graham (1950-55)

## Most Passing Touchdowns – Career

- 154 Brian Sipe (1974-83)  
134 Frank Ryan (1962-68)  
116 Bernie Kosar (1985-93)  
88 Otto Graham (1950-55)  
71 Bill Nelsen (1968-72)

## Most Passing Touchdowns Combination QB to Receiver – Career

- 49 QB Frank Ryan – WR Gary Collins  
29 QB Otto Graham – WR Dante Lavelli  
29 QB Brian Sipe – TE Ozzie Newsome  
26 QB Brian Sipe – WR Reggie Rucker  
25 QB Frank Ryan – WR Paul Warfield

## Most Passing Touchdowns – Season

- 30 Brian Sipe (1980)  
29 Frank Ryan (1966)  
29 Derek Anderson (2007)  
28 Brian Sipe (1979, 1983)

## Most Passing Touchdowns – Game

- 5 five times; most recently: Derek Anderson (9/16/2007 vs. Cincinnati Bengals)

## Most Consecutive Games with a Touchdown Pass

- 23 Frank Ryan (1965) 1, (1966) 14, (1967) 8  
18 Milt Plum (1959) 1, (1960) 12, (1961) 5

## Highest QB Rating – Career (minimum 750 attempts)

- 89.93 Milt Plum (1957-61)  
81.64 Bernie Kosar (1985-93)  
81.43 Frank Ryan (1962-68)  
80.89 Vinny Testaverde (1993-95)  
78.17 Otto Graham (1950-55)

## Highest QB Rating – Season (minimum 200 attempts)

- 110.37 Milt Plum (1960)  
99.66 Otto Graham (1953)  
95.41 Bernie Kosar (1987)  
**93.67 Baker Mayfield (2018)**  
93.25 Josh McCown (2015)  
91.37 Brian Sipe (1980)

## Highest QB Rating – Game (minimum 15 attempts)

- 158.33 Otto Graham (10/10/1954 vs. Chicago Cardinals)  
158.33 Brian Sipe (10/29/1978 vs. Buffalo Bills)  
154.86 Milt Plum (11/13/1960 vs. St. Louis Cardinals)  
153.94 Milt Plum (10/25/1959 vs. Washington Redskins)  
**151.25 Baker Mayfield (11/11/2018 vs. Atlanta Falcons)**

## Most Passes Had Intercepted – Career

- 149 Brian Sipe (1974-83)  
94 Otto Graham (1950-55)  
88 Frank Ryan (1962-68)  
81 Mike Phipps (1970-76)  
81 Bernie Kosar (1985-93)

## Most Passes Had Intercepted – Season

- 26 Brian Sipe (1979)  
25 Brian Sipe (1981)  
24 Otto Graham (1952)  
23 Bill Nelsen (1971)  
23 Brian Sipe (1983)  
23 Paul McDonald (1984)

## Most Passes Had Intercepted – Game

- 6 Brian Sipe (11/22/1981 vs. Pittsburgh Steelers)  
6 Brian Sipe (10/16/1983 at Pittsburgh Steelers)  
5 Otto Graham (10/17/1954 at Pittsburgh Steelers)  
5 Frank Ryan (11/6/1966 at Pittsburgh Steelers)

## Most Consecutive Attempts without an Interception

- 308 Bernie Kosar (1990-91)  
208 Milt Plum (1959-60)  
189 Brian Hoyer (2013-14)  
174 Vinny Testaverde (1995)  
150 Brady Quinn (2009)

## Lowest Interception Percentage – Career (minimum 750 attempts)

- 2.57 Bernie Kosar (1985-93); 1,853-3,150-81  
3.60 Milt Plum (1957-61); 627-1,083-39  
3.72 Vinny Testaverde (1993-95); 558-969-37  
3.91 Tim Couch (1999-03); 1,025-1,714-67  
4.10 Derek Anderson (2005-09); 587-1,109-45

## Lowest Interception Percentage – Season (minimum 200 attempts)

- 1.40 Josh McCown (2015); 186-292-4  
1.82 Bernie Kosar (1991); 307-494-9  
1.88 Bernie Kosar (1986); 310-531-10  
2.00 Milt Plum (1960); 151-250-5



## RECEIVING

### Most Receptions – Career

- 662 Ozzie Newsome (1978-90)
- 331 Gary Collins (1962-71)
- 323 Greg Pruitt (1973-81)
- 315 Brian Brennan (1984-91)
- 315 Kevin Johnson (1999-03)

### Most Receptions – Season

- 89 Ozzie Newsome (1983)
- 89 Ozzie Newsome (1984)
- 89 Kellen Winslow (2006)
- 87 Josh Gordon (2013)
- 84 Kevin Johnson (2001)

### Most Receptions – Game

- 14 Ozzie Newsome (10/14/1984 vs. New York Jets)
- 14 Josh Gordon (11/24/2013 vs. Pittsburgh Steelers)
- 11 Mac Speedie (11/9/1952 vs. Chicago Cardinals)
- 11 Webster Slaughter (12/22/1991 at Pittsburgh Steelers)
- 11 Kevin Johnson (9/21/2003 at San Francisco 49ers)
- 11 Kellen Winslow (11/5/2006 at San Diego Chargers)
- 11 Kellen Winslow (12/31/2006 at Houston Texans)
- 11 Kellen Winslow (11/4/2007 vs. Seattle Seahawks)

### Most Consecutive Games with Reception

- 150 Ozzie Newsome (1979-89)
- 73 Kevin Johnson (1999-03)
- 61 Braylon Edwards (2005-09)
- 53 Mike Pruitt (1979-83)

### Most Receiving Yards – Career

- 7,980 Ozzie Newsome (1978-90)
- 5,508 Ray Renfro (1952-63)
- 5,299 Gary Collins (1962-71)
- 5,210 Paul Warfield (1964-69, 1976-77)
- 4,953 Reggie Rucker (1975-81)

### Most Receiving Yards – Season

- 1,646 Josh Gordon (2013)
- 1,289 Braylon Edwards (2007)
- 1,236 Webster Slaughter (1989)
- 1,106 Kellen Winslow (2007)
- 1,097 Kevin Johnson (2001)

### Most Receiving Yards – Game

- 261 Josh Gordon (12/1/2013 vs. Jacksonville Jaguars)
- 237 Josh Gordon (11/24/2013 vs. Pittsburgh Steelers)
- 191 Ozzie Newsome (10/14/1984 vs. New York Jets)
- 186 Webster Slaughter (10/23/1989 vs. Chicago Bears)
- 184 Webster Slaughter (10/29/1989 vs. Houston Oilers)

### Most 100-yard Receiving Games – Career

- 14 Ray Renfro (1952-63)
- 14 Webster Slaughter (1986-91)
- 12 Paul Warfield (1964-69, 1976-77)
- 11 Gary Collins (1962-71)
- 11 Braylon Edwards (2005-09)

### Most Seasons 50 or More Receptions

- 6 Ozzie Newsome (1979-81, 1983-85)
- 4 Kevin Johnson (1999-2002)
- 3 Gary Collins (1965-66, 1969)
- 3 Webster Slaughter (1989-91)
- 3 Eric Metcalf (1989-90, 1993)
- 3 Braylon Edwards (2006-09)
- 3 **Duke Johnson Jr. (2015-17)**

### Highest Receiving Average – Career (minimum 100 receptions)

- 19.60 Ray Renfro (1952-63); 281-5,508
- 19.23 Paul Warfield (1964-69, 1976-77); 271-5,210
- 18.44 Ricky Feacher (1976-84); 113-2,084

### Highest Receiving Average – Season (minimum 20 receptions)

- 28.05 Ray Renfro (1957); 21-589
- 23.88 Ray Renfro (1958); 24-573
- 22.55 Ricky Feacher (1981); 29-654

### Highest Receiving Average – Game (minimum 3 receptions)

- 52.33 Rich Kreitling (10/2/1960 vs. Pittsburgh Steelers); 3-157
- 48.67 Clarence Weathers (10/13/1985 at Houston Oilers); 3-146
- 46.00 Webster Slaughter (10/29/1989 vs. Houston Oilers); 4-184

### Most Receiving Touchdowns – Career

- 70 Gary Collins (1962-71)
- 52 Paul Warfield (1964-69, 1976-77)
- 50 Ray Renfro (1952-63)
- 47 Ozzie Newsome (1978-90)
- 33 Dante Lavelli (1950-56)

### Most Receiving Touchdowns – Season

- 16 Braylon Edwards (2007)
- 13 Gary Collins (1963)
- 12 Gary Collins (1966)
- 12 Paul Warfield (1968)
- 11 Gary Collins (1969)

### Most Receiving Touchdowns – Game

- 3 11 times, most recently: Jordan Cameron (9/22/2013 at Minnesota Vikings)

### Most Consecutive Games with TD Reception

- 7 Gary Collins (1963); 2, (1964) 5
- 6 Paul Warfield (1968)

## INTERCEPTIONS

### Most Passes Intercepted – Career

- 45 Thom Darden (1972-74, 1976-81)
- 40 Warren Lahr (1950-59)
- 39 Clarence Scott (1971-83)
- 30 Ken Konz (1953-59)
- 29 Bernie Parrish (1959-66)

### Most Passes Intercepted – Season

- 10 Thom Darden (1978)
- 10 Anthony Henry (2001)
- 9 Tommy James (1950)
- 9 Felix Wright (1989)
- 9 Eric Turner (1994)

### Most Passes Intercepted – Game

- 3 11 times; most recently: Anthony Henry (11/18/2001 at Baltimore Ravens)

### Most Interception Return Yards – Career

- 820 Thom Darden (1972-74, 1976-81)
- 581 Ross Fichtner (1960-67)
- 557 Bernie Parrish (1959-66)
- 530 Warren Lahr (1950-59)
- 469 Felix Wright (1985-90)

### Most Interception Return Yards – Season

- 238 Bernie Parrish (1960)
- 200 Thom Darden (1978)
- 199 Eric Turner (1994)
- 190 Don Paul (1956)
- 177 Anthony Henry (2001)

### Most Interception Return Yards – Game

- 122 Brandon McDonald (12/15/2008 at Philadelphia Eagles)
- 115 Bernie Parrish (12/11/1960 vs. Chicago Bears)
- 108 Felix Wright (10/26/1987 vs. Los Angeles Rams)
- 101 Eric Turner (9/18/1994 vs. Arizona Cardinals)
- 100 Brodney Pool (11/18/2007 at Baltimore Ravens)

### Highest Average Gain on Interceptions – Career (minimum 10 interceptions)

- 23.14 Tashaun Gipson (2012-15); 14-324
- 23.00 Erich Barnes (1965-71); 18-414
- 21.73 Oliver Davis (1977-80); 11-239
- 21.52 Ross Fichtner (1960-67); 27-581

### Highest Average Gain on Interceptions – Season (minimum 3 interceptions)

- 43.67 Eric Wright (2008); 3-131
- 39.67 Bernie Parrish (1960); 6-238
- 38.00 Felix Wright (1987); 4-152
- 34.67 Brian Washington (1988); 3-104

### Highest Average Gain on Interceptions – Game (minimum 2 interceptions)

- 61.00 Brandon McDonald (12/15/2008 at Philadelphia Eagles); 2-122
- 57.50 Bernie Parrish (12/11/1960 vs. Chicago Bears); 2-115
- 54.00 Felix Wright (10/26/1987 vs. Los Angeles Rams); 2-108
- 50.50 Eric Turner (9/18/1994 vs. Arizona Cardinals); 2-101

### Most Touchdowns on Interceptions – Career

- 5 Warren Lahr (1950-59)
- 4 Ken Konz (1953-59)
- 3 Bernie Parrish (1959-66)
- 3 Ross Fichtner (1960-67)
- 3 Jim Houston (1960-72)
- 3 Erich Barnes (1965-71)

### Most Touchdowns on Interceptions – Season

- 2 eight times, most recently: Karlos Dansby (2015)

### Most Touchdowns on Interceptions – Game

- 2 Bobby Franklin (12/11/1960 vs. Chicago Bears)
- 2 David Bowers (10/24/2010 at New Orleans Saints)

STAFF

PLAYERS

2018 SEASON

HISTORY

RECORDS

GAME DAY



## PUNTING

### Most Punts – Career

- 651 Don Cockroft (1968-80)
- 466 Chris Gardocki (1999-03)
- 385 Horace Gillom (1950-56)
- 336 Gary Collins (1962-71)
- 254 Dave Zastudil (2006-10)

### Most Punts – Season

- 108 Chris Gardocki (2000)
- 106 Chris Gardocki (1999)
- 99 Chris Gardocki (2001)
- 97 Bryan Wagner (1989)
- 93 Spencer Lanning (2014)

### Most Punts – Game

- 12 Horace Gillom (12/3/1950 vs. Philadelphia Eagles)
- 12 Bryan Wagner (11/19/1989 vs. Kansas City Chiefs)
- 12 Chris Gardocki (12/3/2000 at Jacksonville Jaguars)
- 12 Britton Colquitt (9/9/2018 vs. Pittsburgh Steelers)
- 11 Horace Gillom (10/4/1953 at Chicago Cardinals)
- 11 Gary Collins (12/12/1965 at Los Angeles Rams)
- 11 Don Cockroft (10/15/1972 vs. Chicago Bears)

### Most Punt Yards – Career

- 26,262 Don Cockroft (1968-80)
- 20,220 Chris Gardocki (1999-03)
- 16,872 Horace Gillom (1950-56)
- 13,764 Gary Collins (1962-71)
- 11,339 Britton Colquitt (2016-18)

### Most Punt Yards – Season

- 4,919 Chris Gardocki (2000)
- 4,645 Chris Gardocki (1999)
- 4,249 Chris Gardocki (2001)
- 4,119 Spencer Lanning (2014)
- 3,817 Bryan Wagner (1989)

### Most Punt Yards – Game

- 522 Britton Colquitt (9/9/2018 vs. Pittsburgh Steelers)
- 517 Chris Gardocki (12/3/2000 at Jacksonville Jaguars)
- 510 Horace Gillom (12/3/1950 vs. Philadelphia Eagles)
- 497 Gary Collins (12/12/1965 at Los Angeles Rams)
- 491 Chris Gardocki (11/26/2000 at Baltimore Ravens)

### Best Gross Punting Average – Career (minimum 150 attempts)

- 46.09 Britton Colquitt (2016-18); 246-11,339
- 44.12 Dave Zastudil (2006-10); 254-11,207
- 44.06 Spencer Lanning (2013-14); 177-7,798
- 43.82 Horace Gillom (1950-56); 385-16,872
- 43.39 Chris Gardocki (1999-03); 466-20,220

### Best Gross Punting Average – Season (minimum 35 attempts)

- 47.64 Britton Colquitt (2017); 80-3,811
- 46.74 Andy Lee (2015); 70-3,270
- 46.69 Gary Collins (1965); 65-3,035
- 45.69 Horace Gillom (1952); 61-2,787
- 45.55 Chris Gardocki (2000); 108-4,919

### Best Gross Punting Average – Game

- 58.00 Johnny Evans (12/3/1978 at Seattle Seahawks); 1-58
- 56.50 Sam Baker (11/13/1960 vs. St. Louis Cardinals); 2-113
- 56.50 Britton Colquitt (10/8/2017 vs. New York Jets); 2-113
- 55.00 Britton Colquitt (10/22/2016 at Washington Redskins); 1-55
- 54.75 Horace Gillom (11/28/1954 at New York Giants); 4-219

### Most Punts Inside 20 Yard Line – Career

- 114 Chris Gardocki (1999-03)
- 90 Dave Zastudil (2006-10)
- 78 Britton Colquitt (2016-18)
- 63 Brian Hansen (1991-93)
- 59 Jeff Gossett (1983, 1985-87)

### Most Punts Inside 20 Yard Line – Season

- 32 Bryan Wagner (1989)
- 32 Brad Maynard (2011)
- 32 Britton Colquitt (2018)
- 29 Reggie Hodges (2010, 2012)
- 28 Brian Hansen (1992)
- 28 Dave Zastudil (2006)
- 28 Spencer Lanning (2013)

### Most Punts Inside 20 Yard Line – Game

- 7 Dave Zastudil (10/11/2009 at Buffalo Bills)
- 6 Britton Colquitt (9/9/2018 vs. Pittsburgh Steelers)

## PUNT RETURNS

### Most Punt Returns – Career

- 202 Dennis Northcutt (2000-06)
- 195 Joshua Cribbs (2005-12)
- 161 Gerald McNeil (1986-89)
- 127 Eric Metcalf (1989-94)
- 111 Dino Hall (1979-83)

### Most Punt Returns – Season

- 49 Gerald McNeil (1989)
- 44 Eric Metcalf (1992)
- 40 Gerald McNeil (1986)
- 39 Dino Hall (1983)
- 38 Gerald McNeil (1988)
- 38 Joshua Cribbs (2009, 2012)

### Most Punt Returns – Game

- 7 seven times, most recently: Travis Benjamin (10/3/2013 vs. Buffalo Bills)

### Most Punt Return Yards – Career

- 2,154 Joshua Cribbs (2005-12)
- 2,149 Dennis Northcutt (2000-06)
- 1,545 Gerald McNeil (1986-89)
- 1,341 Eric Metcalf (1989-94)
- 990 Leroy Kelly (1964-73)

### Most Punt Return Yards – Season

- 496 Gerald McNeil (1989)
- 464 Eric Metcalf (1993)
- 457 Joshua Cribbs (2012)
- 452 Joshua Cribbs (2009)
- 432 Dennis Northcutt (2004)

### Most Punt Return Yards – Game

- 179 Travis Benjamin (10/3/2013 vs. Buffalo Bills)
- 166 Eric Metcalf (10/24/1993 vs. Pittsburgh Steelers)
- 154 Travis Benjamin (9/20/2015 vs. Tennessee Titans)
- 135 Joshua Cribbs (12/30/2007 vs. San Francisco 49ers)
- 120 Joshua Cribbs (10/4/2009 vs. Cincinnati Bengals)

### Most Punt Return Touchdowns – Career

- 5 Eric Metcalf (1989-94)
- 3 Bobby Mitchell (1958-61)
- 3 Leroy Kelly (1964-73)
- 3 Dennis Northcutt (2000-06)
- 3 Joshua Cribbs (2005-12)
- 3 Travis Benjamin (2012-15)

### Most Punt Return Touchdowns – Season

- 2 Leroy Kelly (1965)
- 2 Eric Metcalf (1993, 1994)
- 2 Dennis Northcutt (2002)

### Most Punt Return Touchdowns – Game

- 2 Eric Metcalf (10/24/1993 vs. Pittsburgh Steelers)

### Highest Punt Return Average – Career (minimum 50 returns)

- 12.60 Travis Benjamin (2012-15); 68-867
- 11.77 Greg Pruitt (1973-81); 56-659
- 11.24 Bobby Mitchell (1958-61); 54-607
- 11.00 Joshua Cribbs (2005-12); 195-2,154
- 10.64 Dennis Northcutt (2000-06); 202-2,149

### Highest Punt Return Average – Season (minimum 15 returns)

- 15.59 Leroy Kelly (1965); 17-265
- 14.68 Dennis Northcutt (2002); 25-367
- 13.50 Joshua Cribbs (2007); 30-405
- 12.93 Greg Pruitt (1974); 27-349
- 12.89 Eric Metcalf (1993); 36-464

### Highest Punt Return Average – Game (minimum 3 returns)

- 34.67 Dennis Northcutt (11/5/2006 at San Diego Chargers); 3-104
- 33.75 Joshua Cribbs (12/30/2007 vs. San Francisco 49ers); 4-135
- 28.75 Eric Metcalf (9/4/1994 at Cincinnati Bengals); 4-115
- 27.67 Bobby Mitchell (10/8/1961 vs. Washington Redskins); 3-83

## KICKOFF RETURNS

### Most Kickoff Returns – Career

- 387 Joshua Cribbs (2005-12)
- 151 Dino Hall (1979-83)
- 139 Eric Metcalf (1989-94)
- 88 Andre Davis (2002-04)
- 87 Glen Young (1984-85, 1987-88)

### Most Kickoff Returns – Season

- 61 Joshua Cribbs (2006)
- 59 Joshua Cribbs (2007)



- 56 Joshua Cribbs (2009)  
52 Eric Metcalf (1990)  
50 Dino Hall (1979)  
50 Andre' Davis (2002)

#### Most Kickoff Returns – Game

- 10 Richard Alston (11/28/2004 at Cincinnati Bengals)  
9 Dino Hall (10/7/1979 vs. Pittsburgh Steelers)  
8 Dino Hall (11/25/1979 at Pittsburgh Steelers)  
7 Dino Hall (11/29/1981 vs. Cincinnati Bengals)  
7 Joshua Cribbs (11/18/2007 at Baltimore Ravens)  
7 Joshua Cribbs (11/2/2008 vs. Baltimore Ravens)  
7 Joshua Cribbs (12/16/2012 vs. Washington Redskins)

#### Most Kickoff Return Yards – Career

- 10,015 Joshua Cribbs (2005-12)  
3,185 Dino Hall (1979-83)  
2,806 Eric Metcalf (1989-94)  
2,079 Glen Young (1984-85, 1987-88)  
1,872 Randy Baldwin (1991-94)

#### Most Kickoff Return Yards – Season

- 1,809 Joshua Cribbs (2007)  
1,542 Joshua Cribbs (2009)  
1,494 Joshua Cribbs (2006)  
1,178 Joshua Cribbs (2012)  
1,110 Joshua Cribbs (2008)

#### Most Kickoff Return Yards – Game

- 269 Joshua Cribbs (12/20/2009 at Kansas City Chiefs)  
245 Joshua Cribbs (11/18/2007 at Baltimore Ravens)  
237 Joshua Cribbs (11/2/2008 vs. Baltimore Ravens)  
221 Joshua Cribbs (10/7/2012 at New York Giants)  
212 Richard Alston (11/28/2004 at Cincinnati Bengals)

#### Most Kickoff Return Touchdowns – Career

- \*8 Joshua Cribbs (2005-12)  
3 Bobby Mitchell (1958-61)  
2 Eric Metcalf (1989-94)  
\* Tied for NFL Record

#### Most Kickoff Return Touchdowns – Season

- 3 Joshua Cribbs (2009)  
2 Eric Metcalf (1990)  
2 Joshua Cribbs (2007)

#### Most Kickoff Return Touchdowns – Game

- 2 Joshua Cribbs (12/20/2009 at Kansas City Chiefs)

#### Highest Kickoff Return Average – Career (minimum 50 returns)

- 26.26 Greg Pruitt (1973-81); 58-1,523  
25.94 Walter Roberts (1964-66); 62-1,608  
25.88 Joshua Cribbs (2005-12); 387-10,015  
25.24 Keith Wright (1978-80); 70-1,767  
25.00 Bobby Mitchell (1958-61); 62-1,550

#### Highest Kickoff Return Average – Season (minimum 12 returns)

- 31.69 Billy Lefear (1975); 13-412  
30.66 Joshua Cribbs (2007); 59-1,809  
29.50 Billy Reynolds (1954); 14-413  
28.88 Bo Scott (1969); 25-722  
28.31 Greg Pruitt (1973); 16-453

#### Highest Kickoff Return Average – Game (minimum 3 returns)

- 51.00 Joshua Cribbs (11/11/2007 at Pittsburgh Steelers); 4-204  
48.33 Gerald McNeil (10/5/1986 at Pittsburgh Steelers); 3-145  
45.67 Herman Fontenot (10/30/1988 vs. Cincinnati Bengals); 3-137  
44.83 Joshua Cribbs (12/20/2009 at Kansas City Chiefs); 6-269  
44.00 Joshua Cribbs (10/18/2009 at Pittsburgh Steelers); 3-132

### COMBINED NET YARDS

\*Includes rushing, receiving, punt returns and kickoff returns.

#### Most Attempts – Career

- 2,650 Jim Brown (1957-65); 2,359 R, 262 P, 29 PR  
2,087 Leroy Kelly (1964-73); 1,727 R, 190 P, 94 KR, 76 PR  
1,860 Mike Pruitt (1976-84); 1,593 R, 255 P, 12 PR

#### Most Attempts – Season

- 353 Jim Brown (1961); 305 R, 46 P, 2 PR  
353 Reuben Droughns (2005); 309 R, 39 P, 5 KR  
331 Peyton Hillis (2010); 270 R, 61 P  
328 Jamal Lewis (2007); 298 R, 30 P  
323 Jim Brown (1965); 289 R, 34 P  
323 Mike Pruitt (1983); 293 R, 30 P

#### Most Attempts – Game

- 39 Jim Brown (10/4/1959 at Chicago Cardinals); 37 R, 2P  
39 Mike Pruitt (12/3/1981 at Houston Oilers); 32 R, 7 P  
39 Lee Suggs (12/26/2004 at Miami Dolphins); 38 R, 1 P

- 39 Jerome Harrison (12/27/2009 vs. Oakland Raiders); 39 R  
38 Jim Brown (11/19/1961 vs. Philadelphia Eagles); 34 R, 3 P, 1 PR

- 38 Earnest Byner (12/17/1995 vs. Cincinnati Bengals); 31 R, 7 P

#### Most Yards – Career

- 15,459 Jim Brown (1957-65); 12,312 R, 2,499 P, 648 KR  
14,083 Joshua Cribbs (2005-12); 10,015 KR, 2,154 PR; 753 R, 1,161 P  
12,329 Leroy Kelly (1964-73); 7,274 R, 2,281 P, 1,784 KR, 990 PR  
10,700 Greg Pruitt (1973-81); 5,496 R, 3,022 P, 1,523 KR, 659 PR

#### Most Yards – Season

- 2,510 Joshua Cribbs (2009); 1,542 KR, 452 PR, 381 R, 135 P  
2,312 Joshua Cribbs (2007); 1,809 KR, 405 PR, 37 P, 61 R  
2,131 Jim Brown (1963); 1,863 R, 268 P  
2,014 Leroy Kelly (1966); 1,141 R, 366 P, 403 KR, 104 PR  
1,932 Eric Metcalf (1993); 611 R, 539 P, 318 KR, 464 PR

#### Most Yards – Game

- 316 Joshua Cribbs (12/27/2009 at Kansas City Chiefs); 269 KR, 36 PR, 8 R, 3 P  
313 Jim Brown (11/19/1961 vs. Philadelphia Eagles); 237 R, 52 P, 24 KR  
309 Joshua Cribbs (11/18/2007 at Baltimore Ravens); 245 KR, 61 PR, 3R  
304 Greg Pruitt (11/23/1975 vs. Cincinnati Bengals); 121 R, 106 P, 36 KR, 41 PR  
299 Leroy Kelly (12/4/1966 vs. New York Giants); 126 R, 71 P, 102 KR

#### High Average – Career (minimum 500 attempts)

- 17.23 Joshua Cribbs (2005-12); 817-14,083  
11.94 Ozzie Newsome (1978-90); 682-8,144  
8.87 Bobby Mitchell (1958-61); 667-5,916  
7.89 Eric Metcalf (1989-94); 1,155-9,108

#### High Average – Season (minimum 100 attempts)

- 22.89 Joshua Cribbs (2007); 101-2,312  
17.75 Joshua Cribbs (2008); 103-1,519  
14.85 Joshua Cribbs (2009); 169-2,510  
14.32 Dino Hall (1979); 103-1,475  
13.01 Joshua Cribbs (2010); 103-1,340

#### High Average – Game (minimum 10 attempts)

- 27.80 Joshua Cribbs (11/2/2008 vs. Baltimore Ravens); 10-278  
26.10 Josh Gordon (12/1/2013 vs. Jacksonville Jaguars) 10-261  
25.75 Joshua Cribbs (11/18/2007 at Baltimore Ravens); 12-309  
22.57 Joshua Cribbs (12/20/2009 at Kansas City Chiefs); 14-316  
22.09 Joshua Cribbs (10/4/2009 vs. Cincinnati Bengals); 11-243

### SCRIMMAGE YARDS

#### Most Attempts – Career

- 2,621 Jim Brown (1957-65); 2,359 R, 262 P  
1,917 Leroy Kelly (1964-73); 1,727 R, 190 P  
1,848 Mike Pruitt (1976-84); 1,593 R, 255 P

#### Most Attempts – Season

- 351 Jim Brown (1961); 305 R, 46 P  
348 Reuben Droughns (2005); 309 R, 39 P  
331 Peyton Hillis (2010); 270 R, 61 P  
328 Jamal Lewis (2007); 298 R, 30 P  
323 Jim Brown (1965); 289 R, 34 P  
323 Mike Pruitt (1983); 293 R, 30 P

#### Most Attempts – Game

- 39 Jim Brown (10/4/1959 at Chicago Cardinals); 37R, 2P  
39 Mike Pruitt (12/3/1981 at Houston Oilers); 32 R, 7 P  
39 Lee Suggs (12/26/2004 at Miami Dolphins); 38 R, 1 P  
39 Jerome Harrison (12/27/2009 vs. Oakland Raiders); 39 R  
38 Earnest Byner (12/17/1995 vs. Cincinnati Bengals); 31R, 7P

#### Most Yards – Career

- 14,811 Jim Brown (1957-65); 12,312 R, 2,499 P  
9,555 Leroy Kelly (1964-73); 7,274 R, 2,281 P  
8,518 Greg Pruitt (1973-81); 5,496 R, 3,022 P  
8,301 Mike Pruitt (1976-84); 6,540 R, 1,761 P  
8,115 Ozzie Newsome (1978-90); 135 R, 7,980 P

#### Most Yards – Season

- 2,131 Jim Brown (1963); 1,863 R, 268 P  
1,872 Jim Brown (1965); 1,544 R, 328 P  
1,867 Jim Brown (1961); 1,408 R, 459 P

#### Most Yards – Game

- 298 Jerome Harrison (12/20/2009 at Kansas City Chiefs); 286 R, 12 P  
289 Jim Brown (11/19/1961 vs. Philadelphia Eagles); 237 R, 52 P  
262 Jim Brown (9/15/1963 vs. Washington Redskins); 162 R, 100 P



261	Josh Gordon (12/1/2013 vs. Jacksonville Jaguars) 261 P
High Average – Career (minimum 400 attempts)	
14.81	Ray Renfro (1952-63); 418-6,190
11.93	Ozzie Newsome (1978-90); 680-8,115
8.09	Dub Jones (1950-55); 481-3,893
High Average – Season (minimum 100 attempts)	
8.53	Dub Jones (1952); 108-921
7.93	Dub Jones (1951); 134-1,062
7.64	Dub Jones (1950); 101-772
High Average – Game (minimum 10 attempts)	
26.10	Josh Gordon (12/1/2013 vs. Jacksonville Jaguars) 10-261
18.42	Marion Motley (10/29/1950 vs. Pittsburgh Steelers); 12-221
17.70	Gern Nagler (11/20/1960 at Pittsburgh Steelers); 10-177

## QUARTERBACK SACKS

Most Sacks – Career	
76.5	Clay Matthews (1978-93)*
69	Jerry Sherk (1970-81)*
58	Walter Johnson (1965-76)*
51.5	Michael Dean Perry (1988-94)
40.5	Rob Burnett (1990-95)

Most Sacks – Season	
14.5	Bill Glass (1965)*
14	Jack Gregory (1970)*
14	Reggie Camp (1984)
<b>13.5</b>	<b>Myles Garrett (2018)</b>
13	Jamir Miller (2001)
12	Jerry Sherk (1979)*
12	Clay Matthews (1984)

Most Sacks – Game	
4	Jerry Sherk (11/14/1976 vs. Philadelphia Eagles)*
4	Mack Mitchell (11/20/1977 vs. New York Giants)*
4	Andra Davis (11/9/2003 at Kansas City Chiefs)

Most Consecutive Games At Least One Sack	
7	Bill Glass (1966)*

Most Sack Yards – Career	
568	Clay Matthews (1978-92)*
547	Jerry Sherk (1970-81)*

Most Sack Yards – Season	
125.5	Reggie Camp (1984)*

Most Sack Yards – Game	
39	Reggie Camp (11/25/1984 vs. Houston Oilers)

\*Sacks became an official stat in 1982.

## TEAM RECORDS

### GAMES WON

Most Games Won, One Season (Including Postseason)	
13	(1986)
Most Games Won – Regular Season	
12	(1986)
Most Games Won – Home (Season)	
7	(2007)
Most Games Won – Road (Season)	
6	(2002, 1986, 1972, 1965)
Most Consecutive Games Won, Start of Season	
11	(1953)
Most Consecutive Games Won (During Season)	
11	(1951, 1953)
Most Consecutive Games Won (Regular Season)	
13	(1951-52)
Most Consecutive Home Games Won (Regular Season)	
12	(1950-52)
Most Consecutive Road Games Won (Regular Season)	
7	(1951-52; 1954-55; 1971-72)

### GAMES LOST

Most Games Lost, One Season	
16	(2017)
Most Consecutive Games Lost	
17	(2015-16); (2016-17)
Most Consecutive Games Lost, Start of Season	
16	(2017)
Most Consecutive Games Lost, End of Season	
16	(2017)
Most Consecutive Home Games Lost	
10	(2008-09)
Most Consecutive Road Games Lost	
25	(2015-18)

### SCORING

Most Points – Season	
415	(1964); 22 FG, 49 PAT, 50 TD
403	(1966); 9 FG, 52 PAT, 54 TD
402	(2007); 26 FG, 42 PAT, 46 TD, 2 PAT, 1 SAFETY
394	(1968); 18 FG, 46 PAT, 49 TD
391	(1986); 26 FG, 43 PAT, 45 TD
Most Points – Game	
62	(12/6/1953 vs. New York Giants); 2 FG, 8 PAT, 8 TD
62	(11/7/1954 vs. Washington Redskins); 2 FG, 8 PAT, 8 TD
62	(12/12/1964 at New York Giants); 1 FG, 7 PAT, 7 TD
51	(9/10/1989 at Pittsburgh Steelers); 3 FG, 6 PAT, 6 TD
51	(9/16/2007 vs. Cincinnati Bengals); 3 FG, 6 PAT, 6 TD
Fewest Points – Season	
140	(1982); 7 FG, 17 PAT, 17 TD
161	(2000); 14 FG, 17 PAT, 17 TD
167	(1956); 11 FG, 18 PAT, 19 TD, 1 SAFETY
217	(1999); 8 FG, 23 PAT, 28 TD

218	(1975); 17 FG, 21 PAT, 24 TD
218	(2011); 24 FG, 20 PAT, 21 TD
Most Points Against – Season	
462	(1990); 16 FG, 56 PAT, 59 TD
452	(2016); 19 FG, 49 PAT, 56 TD, 2 SAFETY
437	(1999); 33 FG, 40 PAT, 49 TD
432	(2015); 30 FG, 44 PAT, 49 TD
419	(2000); 31 FG, 44 PAT, 46 TD

Most Points Against – Game	
58	(12/9/1990 at Houston Oilers); 1 FG, 7 PAT, 8 TD
58	(11/28/2004 at Cincinnati Bengals); 3 FG, 7 PAT, 7 TD
55	(10/17/1954 at Pittsburgh Steelers); 7 PAT, 8 TD
55	(11/12/1967 at Green Bay Packers); 2 FG, 7 PAT, 7 TD
51	(11/9/1969 at Minnesota Vikings); 3 FG, 6 PAT, 6 TD
51	(10/7/1979 vs. Pittsburgh Steelers); 1 FG, 6 PAT, 7 TD

Fewest Points Against – Season	
144	(1950); 4 FG, 18 PAT, 19 TD
152	(1951); 4 FG, 18 PAT, 20 TD
162	(1953); 2 FG, 20 PAT, 22 TD
162	(1954); 3 FG, 21 PAT, 22 TD
172	(1957); 7 FG, 19 PAT, 22 TD

Most Points, Both Teams – Game	
106	(11/28/2004 at Cincinnati Bengals); 5 FG, 13 PAT, 13 TD (L, 48-58)
96	(9/16/2007 vs. Cincinnati Bengals); 12 PAT, 12 TD, 4 FG (W, 51-45)
89	(12/4/1966 vs. New York Giants); 4 FG, 11 PAT, 11 TD (W, 49-40)
87	(10/21/2018 at Tampa Bay Buccaneers); 5 FG, 6 PAT, 3 PTD, 10 TD (L, 45-42 OT)
86	(10/7/1979 vs. Pittsburgh Steelers); 1 FG, 11 PAT, 12 TD (L, 35-51)

Fewest Points, Both Teams – Game	
6	(10/1/1950 vs. New York Giants); 1 TD (L, 0-6)
6	(11/21/1954 vs. Philadelphia Eagles); 2 FG (W, 6-0)
7	(10/25/1953 at New York Giants); 1 PAT, 1 TD (W, 7-0)
7	(12/1/1974 vs. San Francisco 49ers); 1 PAT, 1 TD (W, 7-0)
8	(12/12/1970 vs. Dallas Cowboys); 2 FG, 1 SAFETY (L, 2-6)
8	(12/16/2007 vs. Buffalo Bills); 2 FG, 1 SAFETY (W, 8-0)

Most Touchdowns – Season	
54	(1966); 18 Rush, 33 Rec, 3 Ret
50	(1964); 14 Rush, 28 Rec, 8 Ret
49	(1968); 20 Rush, 27 Rec, 2 Ret

Most Touchdowns – Game	
8	(12/6/1953 vs. New York Giants); 2 Rush, 5 Rec, 1 Ret
8	(11/7/1954 vs. Washington Redskins); 3 Rush, 4 Rec, 1 Ret

Most Touchdowns Against – Season	
59	(1990); 21 Rush, 32 Rec, 6 Def
56	(2016); 18 Rush, 36 Rec, 2 Def
49	(1999); 29 Rush, 17 Rec, 3 Ret
49	(2015); 11 Rush, 34 Rec, 4 Ret

Most Touchdowns Against – Game	
8	(10/17/1954 at Pittsburgh Steelers); 2 Rush, 4 Rec, 2 Ret
8	(12/9/1990 at Houston Oilers); 4 Rush, 3 Rec, 1 Def



**Fewest Touchdowns – Season**  
 17 (1982); 7 Rush, 9 Rec, 1 Ret  
 17 (2000); 7 Rush, 9 Rec, 1 Ret  
 19 (1956); 8 Rush, 8 Rec, 3 Ret  
 20 (2008); 6 Rush, 11 Rec, 1 Ret, 2 Def  
 21 (2011); 4 Rush, 16 Rec, 1 Ret

**Fewest Touchdowns Against – Season**  
 19 (1950); 10 Rush, 8 Rec, 1 Ret  
 20 (1951); 8 Rush, 10 Rec, 2 Ret  
 21 (1956); 13 Rush, 7 Rec, 1 Ret

**Most Touchdowns Rushing – Season**  
 24 (1958)  
 23 (1954)

**Most Touchdowns Rushing – Game**  
 6 (11/24/1957 vs. Los Angeles Rams)  
 5 four times, most recently: (11/1/1959 at Baltimore Colts)

**Most Touchdowns Rushing Against – Season**  
 29 (1999)  
 26 (2000)  
 25 (1979)  
 22 (2004)  
 21 (1975, 1990)

**Most Touchdowns Rushing Against – Game**  
 6 (10/15/1961 vs. Green Bay Packers)  
 5 (10/13/1991 at Washington Redskins)  
 5 (12/3/2000 at Jacksonville Jaguars)

**Fewest Touchdowns Rushing – Season**  
 4 (2005, 2011, 2013)  
 5 (1995, 2015)  
 6 (1956, 2004, 2008)

**Fewest Touchdowns Rushing Against – Season**  
 4 (1954)  
 5 (1992)

**Most Touchdowns Rushing, Both Teams – Game**  
 7 three times, most recently: (11/23/1986 vs. Pittsburgh Steelers)

**Most Touchdowns Passing – Season**  
 34 (2015)  
 33 (1966)  
 30 (1980)  
 29 (2007), (2018)

**Most Touchdowns Passing – Game**  
 6 two times, most recently: (10/30/1966 at Atlanta Falcons)

**Fewest Touchdowns Passing – Season**  
 7 (1975)  
 8 (1956)  
 9 (1982, 2000)

**Most Touchdowns Passing Against – Season**  
 36 (2016)  
 32 (1990)  
 31 (1965)  
 29 (2007, 2013)

**Most Touchdowns Passing Against – Game**  
 6 two times, most recently: (9/16/2007 vs. Cincinnati Bengals)

**Fewest Touchdowns Passing Against – Season**  
 7 (1956)  
 8 (1950, 1957)

**Most Points After Touchdowns – Season**  
 52 (1966)  
 49 (1964)

**Most Points After Touchdowns – Game**  
 8 (12/6/1953 vs. New York Giants)  
 8 (11/7/1954 vs. Washington Redskins)

**Fewest Points After Touchdowns – Season**  
 17 (1982, 2000)  
 18 (1956)

**Most Points After Touchdowns Against – Season**  
 56 (1990)  
 49 (2016)

**Most Points After Touchdowns Against – Game**  
 7 six times; most recently: (11/28/2004 at Cincinnati Bengals)

**Fewest Points After Touchdowns Against – Season**  
 18 (1950, 1951)

**Most Field Goals Made – Season**  
 30 (2008)

29 (1995, 2012)  
 28 (2015)  
 27 (2005)

**Most Field Goals Made – Game**  
 6 (11/5/2006 at San Diego Chargers)  
 5 five times, most recently: (11/4/2012 vs. Baltimore Ravens)

**Fewest Field Goals Made – Season**  
 5 (1959)  
 7 (1982)

**Most Field Goals Made Against – Season**  
 35 (2003)  
 33 (1999)  
 32 (2007)  
 31 (1993, 2000)

**Most Field Goals Made Against – Game**  
 5 three times, most recently: (12/2/2018 at Houston Texans)

**Fewest Field Goals Made Against – Season**  
 2 (1953)  
 3 (1954)

**Most Safeties For – Season**  
 3 (1970)  
 2 (1993)

**Most Safeties For – Game**  
 1 22 times; most recently: (10/21/2018 at Tampa Bay Buccaneers)

**Most Safeties Against – Season**  
 3 (1974, 1987)

**Most Safeties, Both Teams – Season**  
 4 (1993)

**Most Safeties, Both Teams – Game**  
 2 (9/13/1987 at New Orleans Saints)  
 2 (11/14/1993 at Seattle Seahawks)

**Most Two-Point Conversions – Season**  
 4 (1994), (2018)

**Most Two-Point Conversions – Game**  
 2 (9/30/2018 at Oakland Raiders)

**Most Two-Point Conversions, Both Teams – Season**  
 7 (2018)  
 5 (1994)

**Most Two-Point Conversions Against – Season**  
 3 (2018)

**Most Two-Point Conversions Against – Game**  
 1 16 times; most recently: (12/23/2018 vs. Cincinnati Bengals)

**Most Points 1st Quarter**  
 24 (11/22/2009 at Detroit Lions)

**Most Points 2nd Quarter**  
 28 three times, most recently: (12/1/1991 at Indianapolis Colts)

**Most Points 3rd Quarter**  
 24 (12/6/1953 vs. New York Giants)

**Most Points 4th Quarter**  
 28 (10/25/1964 vs. New York Giants)

**Most Points 1st Half**  
 35 (11/5/1989 at Tampa Bay Buccaneers)

**Most Points 2nd Half**  
 35 five times; most recently: (11/28/2004 at Cincinnati Bengals)

**Largest Margin of Victory**  
 59 (11/7/1954 vs. Washington Redskins)

**Largest Margin of Defeat**  
 48 (11/12/1967 at Green Bay Packers)  
 48 (11/9/1969 at Minnesota Vikings)  
 48 (12/3/2000 at Jacksonville Jaguars)

## FIRST DOWNS

**Most First Downs – Season**  
 364 (1981)

**Most First Downs – Game**  
 35 (11/23/1986 vs. Pittsburgh Steelers)

**Fewest First Downs – Season**  
 173 (1956)

**Fewest First Downs – Game**  
 1 (12/3/1950 vs. Philadelphia Eagles)

**Most First Downs by Opponents – Season**  
 377 (2018)



Most First Downs by Opponents – Game  
36 (11/25/1979 at Pittsburgh Steelers)

Fewest First Downs by Opponents – Season  
147 (1954)

Fewest First Downs by Opponents – Game  
4 (11/7/1954 vs. Washington Redskins)  
4 (10/21/1973 vs. Houston Oilers)

Most First Downs, Both Teams – Game  
58 (11/25/1979 at Pittsburgh Steelers)  
58 (11/4/2007 vs. Seattle Seahawks)

Most First Downs Rushing – Season  
135 (1963)

Most First Downs Rushing – Game  
21 (12/13/1959 at Philadelphia Eagles)

Fewest First Downs Rushing – Season  
53 (2000)  
64 (1982, 1999)

Fewest First Downs Rushing – Game  
0 three times, most recently: (12/7/2006 at Pittsburgh Steelers)

Most First Downs Rushing by Opponents – Season  
161 (1999)

Most First Downs Rushing by Opponents – Game  
20 (10/10/1964 vs. Pittsburgh Steelers)

Fewest First Downs Rushing by Opponents – Season  
56 (1954)

Fewest First Downs Rushing by Opponents – Game  
0 two times, most recently: (9/22/1974 vs. Houston Oilers)

Most First Downs Passing – Season  
207 (1980)

Most First Downs Passing – Game  
22 (9/7/1981 vs. San Diego Chargers)

Fewest First Downs Passing – Season  
63 (1956)

Fewest First Downs Passing – Game  
0 two times, most recently: (12/3/2000 at Jacksonville Jaguars)

Most First Downs Passing by Opponents – Season  
220 (2016)

Most First Downs Passing by Opponents – Game  
26 (12/12/1988 at Miami Dolphins)

Fewest First Downs Passing by Opponents – Season  
62 (1956)

Fewest First Downs Passing by Opponents – Game  
0 (11/24/1974 vs. Buffalo Bills)

Most First Downs by Penalty – Season  
37 (1981)

Most First Downs by Penalty – Game  
7 4 times; most recently: (11/5/2006 at San Diego Chargers)

Fewest First Downs by Penalty – Season  
4 (1952)

Most First Downs by Penalty by Opponents – Season  
38 (1978, 1980, 2012, 2014)

Most First Downs by Penalty by Opponents – Game  
10 (11/18/2012 at Dallas Cowboys)

Fewest First Downs by Penalty by Opponents – Season  
10 (1961)

## NET YARDS

Most Net Yards Gained – Season

5,915 (1981)  
5,900 (2018)  
5,772 (1979)  
5,621 (2007)  
5,588 (1980)

Most Net Yards Gained – Game

562 (10/25/1981 vs. Baltimore Colts)  
558 (11/10/1986 vs. Miami Dolphins)  
554 (9/16/2007 vs. Cincinnati Bengals)  
543 (9/15/1963 vs. Washington Redskins)  
536 (11/23/1986 vs. Pittsburgh Steelers)

Fewest Net Yards Gained – Season

2,708 (1982)  
3,310 (1956)  
3,341 (1973)

Fewest Net Yards Gained – Game

26 (12/12/2004 at Buffalo Bills)  
40 (9/12/1999 vs. Pittsburgh Steelers)  
53 (12/3/2000 at Jacksonville Jaguars)  
59 (12/3/1950 vs. Philadelphia Eagles)  
60 (10/24/1971 vs. Denver Broncos)

Most Net Yards Gained by Opponents – Season

6,288 (2018)  
6,279 (2016)  
6,229 (2009)  
6,067 (2015)  
6,046 (1999)

Most Net Yards Gained by Opponents – Game

606 (11/25/1979 at Pittsburgh Steelers)  
582 (11/7/1965 vs. Philadelphia Eagles)  
565 (9/30/2018 at Oakland Raiders)  
564 (11/6/2008 vs. Denver Broncos)  
559 (10/23/2016 at Cincinnati Bengals)

Fewest Net Yards Gained by Opponents – Season

2,658 (1954)  
2,802 (1957)  
2,841 (1955)

Fewest Net Yards Gained by Opponents – Game

53 (9/10/1989 at Pittsburgh Steelers)  
64 (11/7/1954 vs. Washington Redskins)  
68 (11/28/1954 at New York Giants)

## PLAYS

Most Offensive Plays – Season

1,138 (1981)  
1,092 (1979)  
1,078 (2013)

Most Offensive Plays – Game

92 (10/6/1956 at Pittsburgh Steelers)  
87 (10/30/1977 vs. Kansas City Chiefs)  
87 (10/2/2011 vs. Tennessee Titans)  
85 three times, most recently: (9/9/2018 vs. Pittsburgh Steelers)

Fewest Offensive Plays – Season

616 (1982)  
647 (1960)  
681 (1958)

Fewest Offensive Plays – Game

28 (9/12/1999 vs. Pittsburgh Steelers)  
35 (12/14/2014 vs. Cincinnati Bengals)  
37 (10/27/1963 vs. New York Giants)  
39 (11/11/1962 at Washington Redskins)  
39 (11/9/1969 at Minnesota Vikings)

Most Offensive Plays by Opponents – Season

1,158 (1999)  
1,122 (2000)  
1,122 (2018)  
1,107 (2013)

Most Offensive Plays by Opponents – Game

91 (11/14/2010 vs. New York Jets)  
90 four times, most recently: (9/30/2018 at Oakland Raiders)

Fewest Offensive Plays by Opponents – Season

594 (1982)  
638 (1957)  
672 (1954)

Fewest Offensive Plays by Opponents – Game

38 (10/18/1987 at Cincinnati Bengals)  
40 (10/25/1953 at New York Giants)  
40 (9/20/1981 at Cincinnati Bengals)

## RUSHING

Most Yards Gained Rushing – Season

2,639 (1963)  
2,546 (1958)  
2,488 (1978)

Most Yards Gained Rushing – Game

352 (10/12/1958 vs. Chicago Cardinals)  
351 (12/20/2009 at Kansas City Chiefs)  
338 (10/29/1950 vs. Pittsburgh Steelers)  
330 (11/24/1957 vs. Los Angeles Rams)

Fewest Yards Gained Rushing – Season

883 (1982)  
1,085 (2000)



1,150 (1999)
1,220 (1990)
Fewest Yards Gained Rushing – Game
6 (11/6/1960 vs. New York Giants)
9 (9/12/1999 vs. Pittsburgh Steelers)
11 (9/17/1967 vs. Dallas Cowboys)
Most Yards Gained Rushing by Opponents – Season
2,736 (1999)
2,604 (1979)
2,505 (2000)
2,431 (2008)
2,415 (1974)
Most Yards Gained Rushing by Opponents – Game
361 (10/7/1979 vs. Pittsburgh Steelers)
354 (10/10/1964 vs. Pittsburgh Steelers)
343 (9/14/2003 at Baltimore Ravens)
305 (11/11/1956 vs. Baltimore Colts)
Fewest Yards Gained Rushing by Opponents – Season
1,050 (1954)
1,189 (1955)
1,292 (1982)
Fewest Yards Gained Rushing by Opponents – Game
4 (11/28/1954 at New York Giants)
20 (10/22/1967 vs. Chicago Bears)
20 (9/8/2013 vs. Miami Dolphins)
Most Rushing Attempts – Season
559 (1978)
536 (1955)
535 (1985)
Most Rushing Attempts – Game
60 (10/2/1955 at San Francisco 49ers)
59 (12/4/1955 at Pittsburgh Steelers)
59 (12/13/1959 at Philadelphia Eagles)
Fewest Rushing Attempts – Season
256 (1982)
313 (1999)
336 (2000)
348 (2013)
Fewest Rushing Attempts – Game
9 (9/12/1999 vs. Pittsburgh Steelers)
10 (11/9/1969 at Minnesota Vikings)
11 (10/14/1956 vs. New York Giants)
11 (11/10/1991 vs. Philadelphia Eagles)
11 (12/7/2006 at Pittsburgh Steelers)
Most Rushing Attempts by Opponents – Season
610 (1999)
594 (2000)
577 (1979)
563 (1978)
Most Rushing Attempts by Opponents – Game
64 (10/10/1964 vs. Pittsburgh Steelers)
59 (12/16/1956 vs. Chicago Cardinals)
57 (11/23/1952 vs. Philadelphia Eagles)
57 (10/24/1971 vs. Denver Broncos)
57 (9/12/1999 vs. Pittsburgh Steelers)
Highest Average Gain Rushing – Season
5.74 (1963)
5.36 (1958)
5.22 (1966)
Lowest Average Gain Rushing – Season
3.24 (2001)
3.38 (1971)
3.42 (1970)
3.45 (1982)

## PASSING

Most Gross Yards Gained Passing – Season
4,372 (2013)
4,339 (1981)
4,261 (2018)
Most Gross Yards Gained Passing – Game
457 (10/11/2015 at Baltimore Ravens)
444 (10/25/1981 vs. Baltimore Colts)
414 (11/23/1986 vs. Pittsburgh Steelers)
413 (11/28/2004 at Cincinnati Bengals)

Highest Gross Average Yards Per Attempt – Season
10.17 (1953)
9.61 (1957)
9.51 (1955)
Fewest Gross Yards Gained Passing – Season
1,358 (1956)
1,741 (1973)
1,758 (1958)
Fewest Gross Yards Gained Passing – Game
15 (12/19/1954 vs. Detroit Lions)
23 (10/11/2009 at Buffalo Bills)
26 (10/25/1953 at New York Giants)
26 (11/2/1958 vs. New York Giants)
33 (12/3/2000 at Jacksonville Jaguars)
Most Gross Yards Gained Passing by Opponents – Season
4,370 (2018)
4,173 (2016)
4,169 (2015)
4,156 (2012)
4,149 (2009)
Most Gross Yards Gained Passing by Opponents – Game
456 (12/14/1980 at Minnesota Vikings)
441 (11/6/2008 vs. Denver Broncos)
437 (9/30/2018 at Oakland Raiders)
422 (11/22/2009 at Detroit Lions)
418 (11/26/1967 vs. Washington Redskins)
Fewest Gross Yards Gained Passing by Opponents – Season
1,215 (1956)
1,511 (1957)
1,581 (1950)
Fewest Gross Yards Gained Passing by Opponents – Game
9 (11/24/1974 vs. Buffalo Bills)
17 (10/22/1950 at New York Giants)
21 (11/11/1956 vs. Baltimore Colts)
Most Passes Attempted – Season
681 (2013)
624 (1981)
609 (2015)
574 (2017)
574 (2018)
Most Passes Attempted – Game
61 (10/2/2011 vs. Tennessee Titans)
57 (9/7/1981 vs. San Diego Chargers)
56 (11/17/2013 at Cincinnati Bengals)
55 (9/22/2013 at Minnesota Vikings)
54 (11/5/1995 vs. Houston Oilers)
Fewest Passes Attempted – Season
195 (1957)
202 (1956)
206 (1958)
Fewest Passes Attempted – Game
0 (12/3/1950 vs. Philadelphia Eagles)
4 (11/4/1956 at Green Bay Packers)
5 (10/25/1953 at New York Giants)
6 (12/19/1954 vs. Detroit Lions)
Most Passes Attempted by Opponents – Season
626 (2018)
605 (2013)
600 (2012)
587 (1994)
587 (2014)
Most Passes Attempted by Opponents – Game
59 (9/20/1992 at Los Angeles Raiders)
58 (9/18/1994 vs. Arizona Cardinals)
58 (9/30/2018 at Oakland Raiders)
56 three times, most recently; (10/26/2014 vs. Oakland Raiders)
Fewest Passes Attempted by Opponents – Season
226 (1956)
242 (1957)
266 (1982)
Fewest Passes Attempted by Opponents – Game
6 (12/19/2004 vs. San Diego Chargers)
7 (11/24/1974 vs. Buffalo Bills)
8 (12/16/1956 vs. Chicago Cardinals)



## Most Passes Completed – Season

379 (2013)  
371 (2015)  
360 (2017)  
353 (2018)  
348 (1981)

## Most Passes Completed – Game

40 (10/2/2011 vs. Tennessee Titans)  
36 (10/11/2015 at Baltimore Ravens)  
36 (9/22/2002 at Tennessee Titans)  
33 (11/15/2015 at Pittsburgh Steelers)  
33 (12/5/1982 vs. San Diego Chargers)

## Fewest Passes Completed – Season

105 (1956)  
108 (1957)  
110 (1958)

## Fewest Passes Completed – Game

1 (12/19/1954 vs. Detroit Lions)  
2 (10/25/1953 at New York Giants)  
2 (11/4/1956 at Green Bay Packers)  
2 (10/11/2009 at Buffalo Bills)

## Most Passes Completed by Opponents – Season

393 (2018)  
378 (2012)  
363 (2013)  
360 (1995, 2017)

## Most Passes Completed by Opponents – Game

38 (12/14/1980 at Minnesota Vikings)  
38 (11/11/2018 vs. Atlanta Falcons)  
35 (11/18/2012 at Dallas Cowboys)  
35 (12/10/2017 vs. Green Bay Packers)  
35 (9/30/2018 at Oakland Raiders)

## Fewest Passes Completed by Opponents – Season

105 (1957)  
107 (1956)  
121 (1950)

## Fewest Passes Completed by Opponents – Game

1 (11/24/1974 vs. Buffalo Bills)  
2 (10/22/1950 at New York Giants)  
2 (12/16/1956 vs. Chicago Cardinals)  
2 (10/15/1972 vs. Chicago Bears)

## Highest Completion Percentage – Season

63.04 (1953)  
63.01 (2015)  
62.23 (2006)  
62.03 (1991)  
61.90 (2010)

## Highest Completion Percentage – Game

91.30 (12/26/1993 at Los Angeles Rams)  
85.71 (12/13/1959 at Philadelphia Eagles)  
84.21 (12/12/1964 at New York Giants)

## Lowest Completion Percentage – Season

46.88 (1972)  
48.05 (1967)  
48.47 (1970)

## Lowest Completion Percentage – Game

11.76 (10/11/2009 at Buffalo Bills)  
16.67 (12/19/1954 vs. Detroit Lions)  
19.05 (10/3/1970 vs. Pittsburgh Steelers)  
25.00 (10/27/1963 vs. New York Giants)  
25.00 (9/29/1968 vs. Los Angeles Rams)

## TIME OF POSSESSION

## Highest Time of Possession – Game

42:56 (10/23/2011 vs. Seattle Seahawks)  
42:50 (11/22/1987 at Houston Oilers)  
42:12 (10/18/1987 at Cincinnati Bengals)  
41:59 (9/20/1981 at Cincinnati Bengals)  
40:50 (9/10/1989 at Pittsburgh Steelers)

## Highest Time of Possession by Opponents – Game

47:49 (9/12/1999 vs. Pittsburgh Steelers)  
47:08 (11/14/2010 vs. New York Jets) (OT)  
44:35 (12/14/2003 at Denver Broncos) (OT)  
42:20 (9/15/1980 vs. Houston Oilers)  
42:10 (11/3/2002 vs. Pittsburgh Steelers)

## Highest Average Time of Possession – Season

31:44 (1987)  
30:59 (1981)  
30:53 (1984)  
30:51 (1988)  
30:50 (1988)

## INTERCEPTIONS

## Most Interceptions – Season

33 (2001)  
32 (1968)  
31 (1950, 1960)

## Most Interceptions – Game

7 (12/11/1960 vs. Chicago Bears)  
7 (9/23/2001 vs. Detroit Lions)  
6 four times, most recently: (9/20/1987 vs. Pittsburgh Steelers)

## Fewest Interceptions – Season

7 (2017)  
8 (1999)  
9 (2011)  
10 (1975, 2009, 2016)

## Most Interceptions by Opponents – Season

31 (1977)  
28 (1983, 2017)  
27 (1971, 1979, 1981)

## Most Interceptions by Opponents – Game

6 four times; most recently: (10/16/1983 at Pittsburgh Steelers)

## Fewest Interceptions by Opponents – Season

5 (1960)  
9 (1953, 1959)

## Most Interception Return Yards – Season

624 (1960)  
444 (1964)  
430 (1977)

## Most Interception Return Yards – Game

213 (12/11/1960 vs. Chicago Bears)  
132 (11/20/1983 at New England Patriots)  
128 (10/2/1988 at Pittsburgh Steelers)

## Fewest Interception Return Yards – Season

52 (1999)  
68 (2000)  
93 (2011)  
100 (2018)  
102 (1982)

## Most Interception Return Yards by Opponents – Season

518 (1984)  
508 (1983)  
453 (1971)

## Most Interception Return Yards by Opponents – Game

147 (10/17/1954 at Pittsburgh Steelers)  
142 (10/16/1983 at Pittsburgh Steelers)  
140 (10/18/1970 vs. Detroit Lions)

## Fewest Interception Return Yards by Opponents – Season

58 (1960)  
68 (1966)  
76 (2016)

## Fewest Interceptions by Opponents – Season

5 (1960)  
9 (1953, 1959)

## Most Touchdowns by Interceptions – Season

6 (1960)  
4 (1954, 1989, 2001)

## Most Touchdowns by Interceptions – Game

3 (12/11/1960 vs. Chicago Bears)

## Most Touchdowns by Interceptions by Opponents – Season

4 (1970, 2003)  
3 (1990, 2010)

## Most Touchdowns by Interceptions by Opponents – Game

2 (10/17/1954 at Pittsburgh Steelers)  
2 (10/18/1970 vs. Detroit Lions)

## PUNTING

## Most Punts – Season

108 (2000)  
106 (1999)  
99 (2001)



97 (1989)

94 (2009)

## Most Punts – Game

12 four times; most recently: (9/9/2018 vs. Pittsburgh Steelers)

## Fewest Punts – Season

45 (1962)

48 (1982)

49 (1964)

## Fewest Punts – Game

0 three times; most recently: (10/13/2008 vs. New York Giants)

## Most Punts by Opponents – Season

97 (1994)

94 (1989)

91 (1985)

## Most Punts by Opponents – Game

11 five times; most recently: (12/17/1989 vs. Minnesota Vikings)

## Fewest Punts by Opponents – Season

40 (1982)

46 (1960)

50 (1959)

## Fewest Punts by Opponents – Game

0 four times; most recently: (9/30/2007 vs. Baltimore Ravens)

## Most Punts, Both Teams – Season

191 (1989)

179 (2014)

178 (2012)

177 (1994)

176 (2000)

## Most Punts, Both Teams – Game

23 (11/19/1989 vs. Kansas City Chiefs)

21 (11/18/1973 at Oakland Raiders)

21 (12/17/1989 vs. Minnesota Vikings)

## Fewest Punts, Both Teams – Season

88 (1982)

100 (1959)

101 (1960, 1962)

## Fewest Punts, Both Teams – Game

1 two times, most recently: (12/3/1961 at Dallas Cowboys)

## Highest Gross Punting Average – Season

47.63 (2017)

46.71 (2015)

45.70 (1965)

## Highest Gross Punting Average – Game

60.50 (9/13/2015 at New York Jets)

58.00 (12/3/1978 at Seattle Seahawks)

56.50 (11/13/1960 vs. St. Louis Cardinals, 10/8/2017 vs. N.Y. Jets)

## Highest Gross Punting Average by Opponents – Season

46.93 (2016)

46.00 (2012)

45.04 (1960)

## Highest Gross Punting Average by Opponents – Game

61.00 (9/13/1993 vs. San Francisco 49ers)

59.00 (11/27/1960 at St. Louis Cardinals)

57.50 (11/20/1960 at Pittsburgh Steelers)

## PUNT RETURNS

## Most Punt Returns – Season

61 (1954)

55 (1952)

52 (1974)

## Most Punt Returns – Game

8 three times; most recently: (11/18/1956 at Philadelphia Eagles)

## Fewest Punt Returns – Season

20 (1962, 1964)

21 (1960)

22 (2010)

## Most Punt Returns by Opponents – Season

69 (2000)

68 (1974, 1999)

52 (2001)

## Most Punt Returns by Opponents – Game

12 (12/3/1950 vs. Philadelphia Eagles)

9 (11/13/1995 at Pittsburgh Steelers)

## Fewest Punt Returns by Opponents – Season

15 (1962)

16 (1987)

## Most Punt Return Yardage – Season

606 (2012)

563 (1993)

523 (1974)

496 (1989)

## Most Punt Return Yardage – Game

179 (10/3/2013 vs. Buffalo Bills)

166 (10/24/1993 vs. Pittsburgh Steelers)

154 (9/20/2015 vs. Tennessee Titans)

144 (12/9/2012 vs. Kansas City Chiefs)

135 (12/30/2007 vs. San Francisco 49ers)

## Fewest Punt Return Yardage – Season

96 (1968)

111 (1962)

134 (1982)

## Most Punt Return Yardage by Opponents – Season

793 (2000)

762 (1999)

705 (1974)

647 (2001)

## Most Punt Return Yardage by Opponents – Game

149 (9/22/1974 vs. Houston Oilers)

133 (12/9/2001 at New England Patriots)

131 (11/13/1995 at Pittsburgh Steelers)

126 (11/26/2000 at Baltimore Ravens)

126 (11/25/2001 vs. Cincinnati Bengals)

## Fewest Punt Return Yardage by Opponents – Season

39 (1959)

70 (1967)

72 (1969)

## Highest Punt Return Average – Season

15.15 (1964)

15.13 (1950)

14.80 (2012)

13.50 (2007)

13.24 (1993)

## Lowest Punt Return Average – Season

4.00 (1968)

4.07 (1953)

4.81 (1957)

## Highest Punt Return Average Allowed – Season

18.00 (1977)

12.44 (2001)

11.70 (2011)

11.49 (1976, 2000)

## Lowest Punt Return Average Allowed – Season

1.22 (1959)

2.41 (1967)

2.50 (1958)

## Most Punt Return Touchdowns – Season

3 (1993)

2 (1965, 1994, 2002)

## Most Punt Return Touchdowns – Game

2 (10/24/1993 vs. Pittsburgh Steelers)

## Most Punt Return Touchdowns by Opponents – Season

3 (1977)

2 (1976)

## Most Punt Return Touchdowns by Opponents – Game

2 (9/26/1976 at Denver Broncos)

## KICKOFF RETURNS

## Most Kickoff Returns – Season

89 (1999)

85 (2000)

75 (1979, 2004)

## Most Kickoff Returns – Game

10 (11/28/2004 at Cincinnati Bengals)

9 four times; most recently: (12/3/2000 at Jacksonville Jaguars)

## Fewest Kickoff Returns – Season

27 (1951)

29 (1959)

30 (1953)



## Most Kickoff Returns by Opponents – Season

78 (1986)  
76 (2007)  
75 (1964)  
72 (1978, 1987)

## Most Kickoff Returns by Opponents – Game

10 (9/16/2007 vs. Cincinnati Bengals)  
9 (11/16/2003 vs. Arizona Cardinals)  
9 (11/28/2004 at Cincinnati Bengals)

## Fewest Kickoff Returns by Opponents – Season

20 (2017)  
23 (1982)  
24 (2016), (2018)

## Most Kickoff Return Yardage – Season

1,943 (2007)  
1,725 (1999)  
1,710 (2000)  
1,697 (1978)  
1,670 (2009)

## Most Kickoff Return Yardage – Game

278 (12/20/2009 at Kansas City Chiefs)  
256 (11/7/1965 vs. Philadelphia Eagles)  
245 (11/18/2007 at Baltimore Ravens)  
237 (11/2/2008 vs. Baltimore Ravens)  
225 (9/20/1964 vs. St. Louis Cardinals)

## Fewest Kickoff Return Yardage – Season

496 (1951)  
551 (1959)  
579 (1953)

## Most Kickoff Return Yardage by Opponents – Season

1,590 (2007)  
1,517 (1964)  
1,501 (1966)  
1,476 (1986)

## Most Kickoff Return Yardage by Opponents – Game

243 (9/16/2007 vs. Cincinnati Bengals)  
236 (12/15/1963 at Washington Redskins)  
236 (12/4/1966 vs. New York Giants)  
229 (11/16/2003 vs. Arizona Cardinals)  
226 (11/17/1968 at Pittsburgh Steelers)

## Fewest Kickoff Return Yardage by Opponents – Season

424 (1982)  
471 (2017)  
510 (2016)

## Highest Kickoff Return Average – Season

27.00 (2007)  
25.39 (2015)  
25.38 (1967)

## Lowest Kickoff Return Average – Season

16.15 (1991)  
17.00 (2010)  
17.51 (1952)

## Highest Kickoff Return Average Allowed – Season

26.63 (1975)  
26.16 (1961)  
25.69 (1981)

## Lowest Kickoff Return Average Allowed – Season

14.34 (1980)  
16.78 (1988)  
17.33 (1985)

## Most Kickoff Return Touchdowns – Season

3 (2009)

## Most Kickoff Return Touchdowns – Game

2 (12/20/2009 at Kansas City Chiefs)

## Most Kickoff Return Touchdowns by Opponents – Season

2 (1966, 1967)

## Most Kickoff Return TDs by Opponents – Game

2 (11/12/1967 at Green Bay Packers)

## PENALTIES

## Most Penalties – Season

128 (1989)  
127 (1978)

## Most Penalties – Game

21 (11/25/1951 vs. Chicago Bears)  
18 (10/7/1951 at Los Angeles Rams)

## Most Penalty Yards – Season

1,165 (1978)  
1,083 (2015)

## Most Penalty Yards – Game

209 (11/25/1951 vs. Chicago Bears)  
188 (11/15/2015 at Pittsburgh Steelers)  
188 (10/29/1995 at Cincinnati Bengals)

## Fewest Penalties – Season

36 (1959)  
47 (1961)

## Fewest Penalties – Game

0 three times, most recently: (11/19/2017 vs. Jacksonville Jaguars)

## Fewest Penalty Yards – Season

329 (1959)  
455 (1961)

## Most Penalties by Opponents – Season

141 (2003)  
131 (1978)  
129 (1994)

## Most Penalties by Opponents – Game

19 (10/12/2003 vs. Oakland Raiders)  
17 (12/4/1988 vs. Dallas Cowboys)  
16 (11/25/1951 vs. Chicago Bears)  
16 (11/8/1987 vs. Atlanta Falcons)

## Most Penalty Yards by Opponents – Season

1,139 (1994)  
1,110 (1978)

## Most Penalty Yards by Opponents – Game

165 (11/25/1951 vs. Chicago Bears)  
161 (9/21/1970 vs. New York Jets)

## Fewest Penalties by Opponents – Season

32 (1959)  
37 (1958)

## Fewest Penalties by Opponents – Game

0 three times; most recently: (12/26/1999 vs. Indianapolis Colts)

## Fewest Penalty Yards by Opponents – Season

285 (1959)  
335 (1953)

## Most Penalties, Both Teams – Game

37 (11/25/1951 vs. Chicago Bears)  
27 (9/11/1983 at Detroit Lions)  
27 (9/17/1978 at Atlanta Falcons)

## Most Penalty Yards, Both Teams – Game

374 (11/25/1951 vs. Chicago Bears)  
270 (10/29/1995 at Cincinnati Bengals)

## FUMBLES

## Most Fumbles – Season

50 (1978)  
46 (1976)

## Most Fumbles – Game

9 two times; most recently: (12/23/1990 at Pittsburgh Steelers)

## Fewest Fumbles – Season

8 (1959)  
14 (1958)

## Most Fumbles by Opponents – Season

39 (1972, 1979)

## Most Fumbles by Opponents – Game

8 four times; most recently: (11/25/2012 vs. Pittsburgh Steelers)

## Fewest Fumbles by Opponents – Season

11 (1956)  
12 (2016)

## Most Fumbles, Both Teams – Game

13 two times; most recently: (12/20/1981 at Seattle Seahawks)

## Most Fumbles Lost – Season

29 (1951, 1978)  
26 (1981)  
24 (1950)  
23 (1985, 1990)

## Most Fumbles Lost – Game

8 (12/23/1990 at Pittsburgh Steelers)  
7 (12/20/1981 at Seattle Seahawks)



## Fewest Fumbles Lost – Season

- 5 (1959)
- 6 (2008, 2011)
- 7 (1964, 2014, 2018)

## Most Opponents Fumbles Recovered – Season

- 29 (1951)
- 24 (1950)

## Most Opponents Fumbles Recovered – Game

- 8 (12/23/1990 at Pittsburgh Steelers)
- 7 (12/20/1981 at Seattle Seahawks)
- 6 (11/12/1950 vs. San Francisco 49ers)

## Fewest Opponents Fumbles Recovered – Season

- 3 (2016)
- 7 (2003, 2013)
- 8 (1956, 2014)

## SACKS

## Most Times Browns Sacked Opponent Quarterback – Season

- 48 (1992, 1993)
- 45 (1989)
- 44 (1967, 1985)

## Most Times Browns Sacked Opponent Quarterback – Game

- 11 (11/18/1984 at Atlanta Falcons)
- 9 (10/16/1988 vs. Philadelphia Eagles)
- 9 (12/5/1993 vs. New Orleans Saints)
- 9 (12/13/2015 vs. San Francisco 49ers)

## Fewest Times Browns Sacked Opponent Quarterback – Season

- 17 (2008)
- 22 (1982)
- 23 (2005)
- 25 (1971, 1999)

## Most Times Browns Quarterbacks Sacked – Season

- 66 (2016)
- 60 (1999)
- 55 (1984)
- 54 (2006)
- 53 (2015)

## Most Times Browns Quarterbacks Sacked – Game

- 11 (9/30/1984 at Kansas City Chiefs)
- 11 (9/6/1992 at Indianapolis Colts)
- 9 (12/24/2016 vs. San Diego Chargers)

## Fewest Times Browns Quarterbacks Sacked – Season

- 14 (1994)
- 16 (1970)
- 19 (1976, 2007)

## Most Yards Opponents Lost Attempting to Pass – Season

- 430 (1951)
- 359 (1989)
- 354 (1967)

## Most Yards Opponents Lost Attempting to Pass – Game

- 95 (11/18/1984 at Atlanta Falcons)
- 91 (10/28/1962 at Pittsburgh Steelers)
- 88 (12/16/1951 at Philadelphia Eagles)

## Most Yards Browns Lost Attempting to Pass – Season

- 429 (2016)
- 402 (1974)
- 385 (1999)

## Most Yards Browns Lost Attempting to Pass – Game

- 81 (10/30/1960 at Washington Redskins)
- 78 (9/30/1984 at Kansas City Chiefs)

## Most Times Sacked, Both Teams – Game

- 13 (9/30/1984 at Kansas City Chiefs)
- 12 (10/22/1967 vs. Chicago Bears)
- 12 (11/18/1984 at Atlanta Falcons)
- 12 (9/6/1992 at Indianapolis Colts)

## SHUTOUTS

## Most Shutouts – Season

- 3 (1951)

## Most Shutouts Against – Season

- 4 (2000)

## Most Consecutive Shutout Quarters

- 8 (1951, 1983)

## TURNOVERS

## Most Turnovers Committed (Giveaways) – Season

- 53 (1977, 1981)

## Most Turnovers Committed (Giveaways) – Game

- 10 (12/20/1981 at Seattle Seahawks)
- 9 (12/23/1990 at Pittsburgh Steelers)

## Most Turnovers, Opponents (Takeaways) – Season

- 55 (1950)
- 51 (1951)
- 49 (1966)
- 46 (1968)
- 45 (1960, 1978)

## Most Turnovers, Opponents (Takeaways) – Game

- 9 two times; most recently: (10/5/1958 at Pittsburgh Steelers)

## Fewest Turnovers Committed (Giveaways) – Season

- 14 (1959)
- 17 (1960)
- 18 (1991)
- 19 (2011)

## Fewest Turnovers, Opponents (Takeaways) – Season

- 13 (2016, 2017)
- 18 (2011)
- 19 (2009)
- 21 (1973, 2013)

## Most Turnovers, Both Teams – Game

- 14 two times; most recently: (12/20/1981 at Seattle Seahawks)

## ROOKIE RECORDS

## SCORING

## Most Points – Season

- 76 Greg Joseph (2018); 17 FG, 25 PAT**
- 72 Trent Richardson (2012); 12 TD
- 70 Zane Gonzalez (2017); 15 FG, 25 PAT

## Most Points – Game

- 24 Jim Brown (11/24/1957 vs. Los Angeles Rams); 4 TD
- 18 Travis Prentice (10/18/2000 at Arizona Cardinals); 3 TD

## Most Total Touchdowns – Season

- 12 Trent Richardson (2012); 11 Rush, 1 Rec
- 10 Nick Chubb (2018); 8 Rush, 2 Rec.**
- 10 Eric Metcalfe (1989); 6 Rush, 4 Rec
- 10 Jim Brown (1957); 9 Rush, 1 Rec
- (Kevin Mack scored 10 TDs as a first-year player in 1985)

## Most Total Touchdowns – Game

- 4 Jim Brown (11/24/1957 vs. Los Angeles Rams); 4 Rush

## Most Return Touchdowns – Season

- 2 Bobby Franklin (1960)
- 2 Bobby Mitchell (1958)

## Most Return Touchdowns – Game

- 2 Bobby Franklin (12/11/1960 vs. Chicago Bears)
- 2 Bobby Mitchell (11/23/1958 vs. Philadelphia Eagles)

## Most Points After Touchdowns – Season

- 29 Jeff Jaeger (1987)

## Most Points After Touchdowns – Game

- 5 Jeff Jaeger (11/8/1987 vs. Atlanta Falcons)

## Most Field Goals – Season

- 17 Greg Joseph (2018)**
- 15 Zane Gonzalez (2017)
- 14 Jerry Kauric (1990)

## Most Field Goals – Game

- 3 Jeff Jaeger (10/26/1987 vs. Los Angeles Rams)
- 3 Zane Gonzalez (10/22/2017 vs. Tennessee Titans)
- 3 Zane Gonzalez (11/26/2017 at Cincinnati Bengals)

## Highest Field Goal Pct (minimum 14 attempts)

- 85.00 Greg Joseph (2018); 17-20**
- 75.00 Zane Gonzalez (2017); 15-20

## Most Safeties – Season

- 1 four times; most recently: James Jones (1991)

## RUSHING

## Most Rushing Attempts – Season

- 267 Trent Richardson (2012)
- 243 William Green (2002)
- 202 Jim Brown (1957)

(Kevin Mack had 222 rushing attempts as a first-year player in 1985)



Most Rushing Attempts – Game  
 33 Montario Hardesty (10/23/2011 vs. Seattle Seahawks)  
 31 Jim Brown (11/24/1957 vs. Los Angeles Rams)

Most Rushing Yards – Season  
**996 Nick Chubb (2018)**  
 950 Trent Richardson (2012)  
 942 Jim Brown (1957)  
 (Kevin Mack rushed for 1,104 yards as a first-year player in 1985)

Most Rushing Yards – Game  
 237 Jim Brown (11/24/1957 vs. Los Angeles Rams)  
 188 Earnest Byner (12/16/1984 at Houston Oilers)  
 186 Lee Suggs (12/28/2003 at Cincinnati Bengals)

Most Rushing Touchdowns – Season  
 11 Trent Richardson (2012)  
 9 Jim Brown (1957)  
**8 Nick Chubb (2018)**

Most Rushing Touchdowns – Game  
 4 Jim Brown (11/24/1957 vs. Los Angeles Rams)  
 3 Travis Prentice (10/8/2000 at Arizona Cardinals)

Highest Rushing Average (minimum 150 attempts) – Season  
 5.19 Nick Chubb (2018); 192-996  
 4.66 Jim Brown (1957); 202-942  
 (Kevin Mack averaged 4.97 yards per rush attempt as a first-year player in 1985)

Highest Rushing Average (minimum 11 attempts) – Game  
 13.36 Bobby Mitchell (10/12/1958 vs. Chicago Cardinals); 11-147

## PASSING

Most Pass Attempts – Season  
 517 Brandon Weeden (2012)  
**486 Baker Mayfield (2018)**  
 476 DeShone Kizer (2017)

Most Pass Attempts – Game  
 54 Eric Zeier (11/5/1995 vs. Houston Oilers)  
 52 Brandon Weeden (9/27/2012 at Baltimore Ravens)  
 47 DeShone Kizer (9/24/2017 at Indianapolis Colts)

Most Pass Completions – Season  
**310 Baker Mayfield (2018)**  
 297 Brandon Weeden (2012)  
 255 DeShone Kizer (2017)

Most Pass Completions – Game  
**29 Baker Mayfield (11/4/2018 vs. Kansas City Chiefs)**  
**29 Baker Mayfield (12/2/2018 at Houston Texans)**  
 29 Tim Couch (11/21/1999 vs. Carolina Panthers)

Highest Completion Pct – Season (minimum 150 attempts)  
 65.64 Cody Kessler (2016); 128-295  
**63.79 Baker Mayfield (2018); 310-486**  
 60.81 Colt McCoy (2010); 135-222

Highest Completion Pct – Game (minimum 15 attempts)  
**85.00 Baker Mayfield (11/11/2018 vs. Atlanta Falcons); 17-20**  
**81.82 Baker Mayfield (12/9/2018 vs. Carolina Panthers); 18-22**  
 78.26 Tim Couch (10/17/1999 vs. Jacksonville Jaguars); 18-23

Most Passing Yards – Season  
**3,725 Baker Mayfield (2018)**  
 3,385 Brandon Weeden (2012)  
 2,894 DeShone Kizer (2017)

Most Passing Yards – Game  
**397 Baker Mayfield (12/2/2018 at Houston Texans)**  
**376 Baker Mayfield (12/30/2018 at Baltimore Ravens)**  
 364 Brandon Weeden (12/2/2012 at Oakland Raiders)

Most Passing Touchdowns – Season  
**27 Baker Mayfield (2018)**  
 15 Tim Couch (1999)  
 14 Brandon Weeden (2012)

Most Passing Touchdowns – Game  
 4 Baker Mayfield (11/25/2018 at Cincinnati Bengals)  
**3 six times, most recent; Baker Mayfield 12/30/2018 at Baltimore Ravens)**

Highest Quarterback Rating – Season (minimum 150 attempts)  
**93.7 Baker Mayfield (2018)**  
 92.3 Cody Kessler (2016)  
 74.5 Colt McCoy (2010)

Highest Quarterback Rating – Game (minimum 15 attempts)  
 151.3 Baker Mayfield (11/11/2018 vs. Atlanta Falcons)  
 143.9 Baker Mayfield (11/25/2018 at Cincinnati Bengals)  
 136.7 Charlie Frye (12/4/2005 vs. Jacksonville Jaguars)

Most Passes Intercepted – Season  
 22 DeShone Kizer (2017)  
 17 Brandon Weeden (2012)  
**14 Baker Mayfield (2018)**

Most Passes Intercepted – Game  
 4 Terry Luck (12/18/1977 at Seattle Seahawks)  
 4 Eric Zeier (12/9/1995 at Minnesota Vikings)  
 4 Brandon Weeden (9/9/12 vs. Philadelphia Eagles)

Fewest Passes Intercepted – Season (minimum 150 attempts)  
 2 Cody Kessler (2016)  
 5 Charlie Frye (2005)

Lowest Interception Percentage – Season (minimum 150 attempts)  
 1.0 Bernie Kosar (2016); 2-195

## RECEIVING

Most Receptions – Season  
 66 Kevin Johnson (1999)  
 61 Greg Little (2011)  
**61 Duke Johnson Jr. (2015)**

Most Receptions – Game  
 10 Darrin Chiaverini (12/19/1999 vs. Jacksonville Jaguars)  
 9 Ernie Green (12/9/1962 at New York Giants)  
**9 Duke Johnson Jr. (10/4/2015 at San Diego Chargers)**

Most Receiving Yards – Season  
 986 Kevin Johnson (1999)  
 920 Paul Warfield (1964)  
 828 Derrick Alexander (1994)

Most Receiving Yards – Game  
 171 Derrick Alexander (12/4/1994 vs. New York Giants)  
 148 Mohamed Massaquoi (10/4/2009 vs. Cincinnati Bengals)  
 136 Derrick Alexander (9/18/1994 vs. Arizona Cardinals)

Highest Receiving Average – Season (minimum 20 receptions)  
 18.35 Mohamed Massaquoi (2009); 34-624  
 17.69 Paul Warfield (1964); 52-920  
 17.25 Derrick Alexander (1994); 48-828

Highest Receiving Average – Game (minimum 3 receptions)  
 35.67 Braylon Edwards (9/18/2005 at Green Bay); 3-107  
 33.00 Josh Gordon (10/14/2012 at New York Giants); 3-99  
 31.00 Ozzie Newsome (11/5/1978 at Houston Oilers); 4-124

Most Receiving Touchdowns – Season  
 9 Paul Warfield (1964)  
 8 Kevin Johnson (1999)  
 6 Andre' Davis (2002)

Most Receiving Touchdowns – Game  
 2 eight times, most recently Corey Coleman  
 (9/18/2016 vs. Baltimore Ravens)

## INTERCEPTIONS

Most Passes Intercepted – Season  
 10 Anthony Henry (2001)  
 8 Bobby Franklin (1960)  
 7 Larry Benz (1963)  
 6 Ken Gorgall (1950)  
 6 Bert Rechichar (1952)  
 6 Joe Haden (2010)

Most Passes Intercepted – Game  
 3 Bobby Franklin (12/11/1960 vs. Chicago Bears)  
 3 Anthony Henry (9/23/2001 vs. Detroit Lions)  
 3 Anthony Henry (11/18/2001 at Baltimore Ravens)

Most Interception Return Yards – Season  
 177 Anthony Henry (2001)  
 131 Bobby Franklin (1960)  
 114 Larry Benz (1963)

Most Interception Return Yards – Game  
 971 Anthony Henry (12/16/2001 vs. Jacksonville Jaguars)  
 95 Bobby Franklin (12/11/1960 vs. Chicago Bears)  
 751 Brian Washington (10/2/1988 at Pittsburgh Steelers)

Highest Average Gain on Interceptions – Season (minimum 3 interceptions)  
 34.67 Brian Washington (1988); 3-104  
 31.33 Brien Boudry-Calhoun (2016); 3-94  
 23.67 Oliver Davis (1977); 3-71

Highest Average Gain on Interceptions – Game (minimum 2 interceptions)  
 48.50 Anthony Henry (12/16/2001 vs. Jacksonville Jaguars); 2-97  
 31.67 Bobby Franklin (12/11/1960 vs. Chicago Bears); 3-95  
 25.5 Oliver Davis (11/20/1977 at New York Giants); 2-51

Most Touchdowns on Interceptions – Season  
 2 Bobby Franklin (1960)



Most Touchdowns on Interceptions – Game  
2 Bobby Franklin (12/11/1960 vs. Chicago Bears)

## PUNTING

Most Punts – Season

- 79 Johnny Evans (1978)
- 68 Steve Cox (1981)

Most Punts – Game

- 10 Johnny Evans (11/5/1978 at Houston Oilers)
- 8 Six times

Most Punt Yards – Season

- 3,089 Johnny Evans (1978)
- 2,884 Steve Cox (1981)

Most Punt Yards – Game

- 407 Johnny Evans (11/5/1978 at Houston Oilers)
- 360 Steve Cox (11/1/1981 at Buffalo Bills)

Best Gross Punting Average – Season (minimum 35 attempts)

- 48.0 Gary Collins (1962); 45-1,926
- 42.4 Steve Cox (1981); 68-2,884

Best Gross Punting Average – Game

- 58.00 Johnny Evans (12/3/1978 at Seattle Seahawks); 1-58
- 51.33 Johnny Evans (10/8/1978 at New Orleans Saints); 3-154

Most Punts Inside 20 Yard Line – Season

- 16 Johnny Evans (1978)

## PUNT RETURNS

Most Punt Returns – Season

- 37 Keith Wright (1978)
- 30 Jabrill Peppers (2017)

Most Punt Returns – Game

- 7 Chet Hanulak (11/7/1954 vs. Washington Redskins)
- 6 Jabrill Peppers (10/15/2017 at Houston Texans)

Most Punt Return Yards – Season

- 289 Dennis Northcutt (2000)
- 288 Keith Wright (1978)

Most Punt Return Yards – Game

- 93 Travis Benjamin (12/9/2012 vs. Kansas City Chiefs)
- 71 Ben Davis (11/5/1967 at Pittsburgh Steelers)

Most Punt Return Touchdowns – Season

- 1 five times, most recently: Travis Benjamin (2012)

Most Punt Return Touchdowns – Game

- 1 Don Phelps (12/10/1950 at Washington Redskins)
- 1 Bobby Mitchell (11/23/1958 vs. Philadelphia Eagles)
- 1 Leroy Kelly (10/25/1964 vs. New York Giants)
- 1 Ben Davis (11/5/1967 at Pittsburgh Steelers)
- 1 Travis Benjamin (12/9/2012 vs. Kansas City Chiefs)

Highest Punt Return Average – Season (minimum 15 returns)

- 12.72 Ben Davis (1967); 18-229
- 11.25 Greg Pruitt (1973); 16-180

Highest Punt Return Average – Game (minimum 3 returns)

- 18.33 Ray Renfro (12/7/1952 at Chicago Cardinals); 3-55

## KICKOFF RETURNS

Most Kickoff Returns – Season

- 50 Andre' Davis (2002)
- 45 Joshua Cribbs (2005)
- 44 Ronnie Powell (1999)

Most Kickoff Returns – Game

- 6 five times, most recently: Joshua Cribbs (12/24/2005 vs. Pittsburgh Steelers)

Most Kickoff Return Yards – Season

- 1,094 Joshua Cribbs (2005)
- 1,068 Andre' Davis (2002)
- 986 Ronnie Powell (1999)

Most Kickoff Return Yards – Game

- 168 Andre' Davis (10/20/2002 vs. Houston Texans)
- 155 Joshua Cribbs (11/27/2005 at Minnesota Vikings)
- 152 Joshua Cribbs (10/23/2005 vs. Detroit Lions)

- 140 Jamel White (12/10/2000 vs. Philadelphia Eagles)
- 138 Lee Suggs (12/8/2003 vs. St. Louis Rams)

Most Kickoff Return Touchdowns – Season

- 1 five times, most recently: Joshua Cribbs (2005)

Most Kickoff Return Touchdowns – Game

- 1 Leroy Bolden (10/26/1958 at Chicago Cardinals)
- 1 Bobby Mitchell (11/23/1958 vs. Philadelphia Eagles)
- 1 Carl Ward (11/26/1967 vs. Washington Redskins)
- 1 Andre' Davis (10/20/2002 vs. Houston Texans)
- 1 Joshua Cribbs (10/23/2005 vs. Detroit Lions)

Highest Kickoff Return Average – Season (minimum 12 returns)

- 28.88 Bo Scott (1969); 25-722
- 28.31 Greg Pruitt (1973); 16-453

Highest Kickoff Return Average – Game (minimum 3 returns)

- 42.0 Ben Davis (12/10/1967 at St. Louis Cardinals); 3-126
- 42.0 Andre' Davis (10/20/2002 vs. Houston Texans); 4-168

## COMBINED NET YARDS

Combined Net Yards, Most Attempts – Season

- 318 Trent Richardson (2012); 267 R, 51 P
- 272 Eric Metcalf (1989); 187 R, 54 P, 31 PR

Combined Net Yards, Most Attempts – Game

- 35 Jim Brown (11/24/1957 vs. Los Angeles Rams); 31 R, 3 P, 1 PR
- 34 Trent Richardson (11/25/2012 vs. Pittsburgh Steelers); 29 R, 5 P

Combined Net Yards, Most Yards – Season

- 1,748 Eric Metcalf (1989); 633 R, 397 P, 718 KR

Combined Net Yards, Most Yards – Game

- 269 Jim Brown (11/24/1957 vs. Los Angeles Rams); 237 R, 21 P, 11 KR

Combined Net Yards, High Average – Season (minimum 100 attempts)

- 10.90 Greg Pruitt (1973); 102-1,112

Combined Net Yards, High Average – Game (minimum 10 attempts)

- 15.30 Keith Wright (12/10/1978 vs. New York Jets); 10-153

## SCRIMMAGE YARDS

Scrimmage Yards, Most Attempts – Season

- 318 Trent Richardson (2012); 267 R, 51 P
- 259 William Green (2002); 243 R, 16 P
- 241 Eric Metcalf (1989); 187 R, 54 P

Scrimmage Yards, Most Attempts – Game

- 35 Montario Hardesty (10/23/2011 vs. Seattle Seahawks); 33 R, 2 P
- 34 Jim Brown (11/24/1957 vs. Los Angeles Rams); 31 R, 3 P
- 34 Trent Richardson (11/18/2012 at Dallas Cowboys); 28 R, 6 P

Scrimmage Yards, Most Yards – Season

- 1,317 Trent Richardson (2012); 950 R, 367 P
  - 1,145 Nick Chubb (2018); 996 R, 149 P**
  - 1,030 Eric Metcalf (1989); 633 R, 397 P
  - 1,000 William Green (2002); 887 R, 113 P
- (Kevin Mack recorded 1,401 yards from scrimmage as a first-year player in 1985)

Scrimmage Yards, Most Yards – Game

- 258 Jim Brown (11/24/1957 vs. Los Angeles Rams); 237 R, 21 P
- 219 Earnest Byner (12/16/1984 at Houston Oilers); 188 R, 31 P
- 209 Nick Chubb (11/11/2018 vs. Atlanta Falcons); 176 R, 33 P**

Scrimmage Yards, High Average – Season (minimum 100 attempts)

- 5.40 Nick Chubb (2018); 212-1,145**
  - 5.15 Boyce Green (1983); 129-664
- (Kevin Mack averaged 5.58 yards from scrimmage per attempt as a first-year player in 1985)

Scrimmage Yards, High Average – Game (minimum 10 attempts)

- 13.36 Bobby Mitchell (10/12/1958 vs. Chicago Cardinals); 11-147

## QUARTERBACK SACKS

Most Sacks – Season

- 11.0 Kamerion Wimbley (2006)
- 8.5 Jabaal Sheard (2011)
- \*8.0 Mack Mitchell (1975)
- 7.0 Myles Garrett (2017)**

\* Sacks not an official stat until 1982

Most Sacks – Game

- 3.0 Chip Banks (9/12/1982 vs. Seattle Seahawks)
- 3.0 Courtney Brown (9/17/2000 vs. Pittsburgh Steelers)
- 2.0 Nine times, most recent: **Myles Garrett (10/8/2017 vs. New York Jets)**



## OPPONENTS' SINGLE-GAME RECORDS

### SCORING

#### Most Points

- 24 Ray Matthews (10/17/1954 at Pittsburgh Steelers)
- 24 Jim Taylor (10/15/1961 vs. Green Bay Packers)
- 24 Donny Anderson (11/12/1967 at Green Bay Packers)
- 24 Lorenzo White (12/9/1990 at Houston Oilers)
- 24 Priest Holmes (9/8/2002 vs. Kansas City Chiefs)

#### Most Touchdowns

- 4 Ray Matthews (10/17/1954 at Pittsburgh Steelers)
- 4 Jim Taylor (10/15/1961 vs. Green Bay Packers)
- 4 Donny Anderson (11/12/1967 at Green Bay Packers)
- 4 Lorenzo White (12/9/1990 at Houston Oilers)
- 4 Priest Holmes (9/8/2002 vs. Kansas City Chiefs)

#### Most Points After Touchdowns Attempted

- 8 Paul Held (10/17/1954 at Pittsburgh Steelers)
- 8 Paul Hornung (10/15/1961 vs. Green Bay Packers)
- 8 Teddy Garcia (12/9/1990 at Houston Oilers)

#### Most Points After Touchdowns Made

- 7 Paul Held (10/17/1954 at Pittsburgh Steelers)
- 7 Paul Hornung (10/15/1961 vs. Green Bay Packers)
- 7 Don Chandler (11/12/1967 at Green Bay Packers)
- 7 Teddy Garcia (12/9/1990 at Houston Oilers)
- 7 Shayne Graham (11/28/2004 at Cincinnati Bengals)

#### Most Field Goals Attempted

- 6 Roy Gerela (11/7/1971 at Pittsburgh Steelers)
- 6 Chester Marcol (9/17/1972 vs. Green Bay Packers)
- 6 Fred Cox (11/4/1973 at Minnesota Vikings)
- 6 Skip Butler (10/12/1975 vs. Houston Oilers)

#### Most Field Goals Made

- 5 Kris Brown (11/11/2001 vs. Pittsburgh Steelers)
- 5 Kai Forbath (12/2/2018 at Houston Texans)

#### Longest Field Goal Made (Yards)

- 61 Sebastian Janikowski (12/27/2009 vs. Oakland Raiders)
- 60 Dan Carpenter (12/5/2010 at Miami Dolphins)
- 59 Chandler Catanzaro (10/21/2018 at Tampa Bay Buccaneers)
- 57 Chandler Catanzaro (10/8/2017 vs. New York Jets)
- 56 Jason Hanson (10/8/1995 at Detroit Lions)

### RUSHING

#### Most Attempts

- 40 Ricky Williams (10/31/1999 at New Orleans Saints)
- 38 Clinton Portis (12/14/2003 at Denver Broncos)
- 38 Cedric Benson (12/21/2008 vs. Cincinnati Bengals)
- 36 Eddie George (11/19/2000 at Tennessee Titans)
- 34 Gary Brown (11/21/1993 vs. Houston Oilers)
- 34 Eddie George (12/17/2000 vs. Tennessee Titans)
- 34 Alfred Blue (11/16/2014 vs. Houston Texans)

#### Most Yards Gained

- 295 Jamal Lewis (9/14/2003 at Baltimore Ravens)
- 223 Willie Parker (12/7/2006 at Pittsburgh Steelers)
- 205 Jamal Lewis (12/21/2003 vs. Baltimore Ravens)
- 204 Ray Rice (12/4/2011 vs. Baltimore Ravens)
- 202 Rudi Johnson (11/28/2004 at Cincinnati Bengals)

#### Highest Average Gain (Yards) (min. six attempts)

- 18.67 Jeremy Hill (10/23/2016 at Cincinnati Bengals) (9-168)
- 12.22 Virgil Carter (11/15/1970 vs. Cincinnati Bengals) (9-110)

#### Longest Gains (Yards)

- 86t Essex Johnson (12/5/1971 vs. Cincinnati Bengals)
- 82t Jamal Lewis (9/14/2003 at Baltimore Ravens)
- 80t Willie Parker (12/24/2005 vs. Pittsburgh Steelers)
- 80t Jamaal Charles (12/9/2012 vs. Kansas City Chiefs)
- 79t George Rogers (10/18/1981 vs. New Orleans Saints)

### PASSING

#### Most Attempts

- 59 Todd Marinovich (9/20/1992 at Los Angeles Raiders)
- 58 Derek Carr (9/30/2018 at Oakland Raiders)
- 56 Joe Flacco (10/7/2018 vs. Baltimore Ravens)
- 56 Drew Brees (10/24/2010 at New Orleans Saints)
- 56 Doug Williams (9/28/1980 at Tampa Bay Buccaneers)
- 56 Michael Vick (9/9/2012 vs. Philadelphia Eagles)

#### Most Completions

- 38 Matt Ryan (11/11/2018 vs. Atlanta Falcons)
- 38 Tommy Kramer (12/14/1980 at Minnesota Vikings)
- 37 Drew Brees (10/24/2010 at New Orleans Saints)
- 35 Derek Carr (9/30/2018 at Oakland Raiders)
- 35 Tony Romo (11/18/2012 at Dallas Cowboys)
- 35 Brett Hundley (12/10/2017 vs. Green Bay Packers)

#### Most Yards

- 456 Tommy Kramer (12/14/1980 at Minnesota Vikings)
- 447 Jay Cutler (11/6/2008 vs. Denver Broncos)
- 437 Derek Carr (9/30/2018 at Oakland Raiders)
- 422 Matthew Stafford (11/22/2009 at Detroit Lions)
- 418 Sonny Jurgensen (11/26/1967 vs. Washington Redskins)

#### Highest Completion Percentage

- 90.0 Ken Anderson (12/16/1979 at Cincinnati Bengals) (9-10)
- 88.2 Bart Starr (10/15/1961 vs. Green Bay Packers) (15-17)
- 87.5 Terry Bradshaw (10/15/1975 vs. Pittsburgh Steelers) (7-8)

#### Longest Completions (Yards)

- 99t George Izo (9/15/1963 vs. Washington Redskins) (to Bobby Mitchell)
- 93t Jay Cutler (11/6/2008 vs. Denver Broncos) (to Eddie Royal)
- 92t Mitt Plum (11/15/1964 vs. Detroit Lions) (to Dan Lewis)

#### Most Touchdown Passes

- 6 Charley Johnson (9/26/1965 vs. St. Louis Cardinals)
- 6 Carson Palmer (9/16/2007 vs. Cincinnati Bengals)

#### Most Interceptions

- 7 Ty Detmer (9/23/2001 vs. Detroit Lions)
- 5 six times, most recently:  
Mark Malone (9/20/1987 vs. Pittsburgh Steelers)

#### Most Attempts, Without An Interception

- 52 Matt Ryan (11/1/2018 vs. Atlanta Falcons)

### RECEIVING

#### Most Receptions

- 14 Marvin Harrison (12/26/1999 vs. Indianapolis Colts) (138 yards)
- 14 Bobby Engram (11/4/2007 vs. Seattle Seahawks) (OT) (139 yards)
- 14 Brandon Myers (12/2/2012 at Oakland Raiders) (130 yards)
- 13 Terry Glenn (10/3/1999 vs. New England Patriots) (214 yards)
- 13 Antonio Brown (1/3/2016 vs. Pittsburgh Steelers) (187 yards)

#### Most Yards

- 235 Buddy Dial (10/22/1961 at Pittsburgh Steelers)
- 222 Terrell Owens (10/3/2010 vs. Cincinnati Bengals)
- 214 Terry Glenn (10/3/1999 vs. New England Patriots)

#### Average Gain (Yards)

- 48.0 John Gillion (10/26/1969 vs. St. Louis Cardinals) (4 catches for 192 yards)

#### Longest Gain (Yards)

- 99t Bobby Mitchell (9/15/1963 vs. Washington Redskins) (from George Izo)

#### Touchdowns

- 3 By 18 players, most recently: Martellus Bennett (10/9/2016 vs. New England Patriots)

### INTERCEPTIONS

- 3 By 13 players, most recently: Kevin Byard (10/22/2017 vs. Tennessee Titans)

#### Interception Yardage

- 125 Ken Easley (12/20/1981 at Seattle Seahawks) (2 returns)
- 115 Larry Wilson (12/19/1965 at St. Louis Cardinals) (3 returns)
- 106 Ed Reed (11/7/2004 at Baltimore Ravens) (1 return)

#### Average Gain (minimum 2 interceptions)

- 62.5 Ken Easley (12/20/1981 at Seattle Seahawks) (2 returns)
- 48.5 Rod Hood (12/2/2007 at Arizona Cardinals) (2 returns)

#### Longest Interception Returns

- 106t Ed Reed (11/7/2004 at Baltimore Ravens)
- 97t Jordan Babineaux (10/2/2011 vs. Tennessee Titans)
- 96t Larry Wilson (12/19/1965 at St. Louis Cardinals)
- 93t Randy Gradishar (10/5/1980 vs. Denver Broncos)
- 85 Ray Clayborn (10/7/1984 vs. New England Patriots)



## Touchdowns

- 1 82 times, most recently: Zach Cunningham (12/2/2018 at Houston Texans)

## PUNTING

### Most Punts

- 11 five times, most recently: Kelly Goodburn (11/19/1989 vs. Kansas City Chiefs) (OT)

### Most Yards

- 491 Ray Guy (11/18/1973 at Oakland Raiders)
- 444 Harry Newsome (9/16/1985 vs. Pittsburgh Steelers)
- 428 Tommy Barnhardt (12/5/1993 vs. New Orleans Saints)

### Highest Average (minimum 4 punts)

- 57.5 Bobby Joe Green (11/20/1960 at Pittsburgh Steelers) (4 for 230 yards)
- 55.0 Chas Henry (9/9/2012 vs. Philadelphia Eagles) (6 for 330 yards)

### Longest (Yards)

- 78 Ed Brown (10/28/1962 at Pittsburgh Steelers)
- 75 Verl Lillywhite (9/30/1951 at San Francisco 49ers)
- 75 Bobby Joe Green (11/20/1960 at Pittsburgh Steelers)

## PUNT RETURNS

### Most Returns

- 9 Andre Hastings (11/13/1995 at Pittsburgh Steelers)
- 8 Ron Fellows (11/25/1982 at Dallas Cowboys)
- 8 Fulton Walker (11/16/1986 at Los Angeles Raiders)

### Most Yards

- 141 Bob Hayes (12/24/1967 at Dallas Cowboys)
- 131 Andre Hastings (11/13/1995 at Pittsburgh Steelers)
- 126 T.J. Houshmandzadeh (11/25/2001 vs. Cincinnati Bengals)

### Highest Average (minimum 3 returns)

- 36.7 Billy Johnson (10/16/1977 at Houston Oilers) (3 returns)
- 31.3 Troy Brown (12/9/2001 at New England Patriots) (4 returns)

## Longest Punt Returns

- 94t Nate Burleson (11/4/2007 vs. Seattle Seahawks)
- 91t Keith Moody (10/23/1977 at Buffalo Bills)
- 87t Billy Johnson (10/16/1977 at Houston Oilers)

## Touchdowns

- 2 Rick Upchurch (9/26/1976 at Denver Broncos)

## KICKOFF RETURNS

### Most Returns

- 9 Josh Scobey (11/16/2003 vs. Arizona Cardinals)
- 7 Curtis Duncan (11/22/1987 at Houston Oilers)
- 7 Dante Hall (9/8/2002 vs. Kansas City Chiefs)
- 7 J.R. Reed (10/24/2004 vs. Philadelphia Eagles)
- 7 J.J. Moses (1/2/2005 at Houston Texans)
- 7 Mark Bradley (12/20/2009 at Kansas City Chiefs)

### Most Yards

- 197 Rick Upchurch (10/19/1975 at Denver Broncos)
- 195 Clarence Childs (12/4/1966 vs. New York Giants)
- 192 Dante Hall (9/8/2002 vs. Kansas City Chiefs)

### Highest Average (minimum 2 returns)

- 86.0 Travis Williams (11/12/1967 at Green Bay Packers) (2 returns)
- 69.0 Jacoby Ford (10/16/2011 at Oakland Raiders) (2 returns)

### Longest Kickoff Returns

- 105t Tim Brown (9/17/1961 at Philadelphia Eagles)
- 101t Jacoby Ford (10/16/2011 at Oakland Raiders)
- 99t Justin Miller (10/29/2006 vs. New York Jets)
- 98t Leodis McKelvin (11/17/2008 at Buffalo Bills)
- 97t Willie Shelby (10/3/1976 vs. Cincinnati Bengals)

## Touchdowns

- 2 Travis Williams (11/12/1967 at Green Bay Packers)

## BROWNS TAKE FIRST TEAM FLIGHT

On Oct. 11, 1946, the Browns took their first team flight. Browns Head Coach Paul Brown innovated travel in professional sports as Cleveland became the first pro team that flew to all road games. In the photo below, the Browns are heading to New York for a Saturday night contest against the New York Yankees.





## YEAR-BY-YEAR LEADERS

## SCORING

YEAR	PLAYER	TD	PAT	FG	2-PT	TOTAL
1950	LOU GROZA	1	29-29	13-19	0	74
1951	LOU GROZA	0	43-43	10-23	0	73
1952	LOU GROZA	0	32-32	19-33	0	89
1953	LOU GROZA	0	39-40	23-26	0	108
1954	LOU GROZA	0	37-38	16-24	0	85
1955	LOU GROZA	0	44-45	11-22	0	77
1956	LOU GROZA	0	18-18	11-20	0	51
1957	LOU GROZA	0	32-32	15-22	0	77
1958	JIM BROWN	18	0-0	0-0	0	108
1959	JIM BROWN	14	0-0	0-0	0	84
1960	SAM BAKER	0	44-46	12-20	0	80
1961	LOU GROZA	0	37-38	16-23	0	85
1962	JIM BROWN	18	0-0	0-0	0	108
1963	JIM BROWN	15	0-0	0-0	0	90
1964	LOU GROZA	0	49-50	22-33	0	115
1965	JIM BROWN	21	0-0	0-0	0	126
1966	LEROY KELLY	16	0-0	0-0	0	96
1967	LEROY KELLY	13	0-0	0-0	0	78
1968	LEROY KELLY	20	0-0	0-0	0	120
1969	DON COCKROFT	0	45-45	12-23	0	81
1970	DON COCKROFT	0	34-35	12-22	0	70
1971	DON COCKROFT	0	34-34	15-28	0	79
1972	DON COCKROFT	0	28-29	22-27	0	94
1973	DON COCKROFT	0	24-24	22-31	0	90
1974	DON COCKROFT	0	29-30	14-16	0	71
1975	DON COCKROFT	0	21-24	17-23	0	72
1976	DON COCKROFT	0	27-30	15-28	0	72
1977	DON COCKROFT	0	30-31	17-23	0	81
1978	DON COCKROFT	0	37-40	19-28	0	94
1979	DON COCKROFT	0	38-43	17-29	0	89
1980	DON COCKROFT	0	39-44	16-26	0	87
1981	MATT BAHR	0	22-22	13-20	0	61
1982	MATT BAHR	0	17-17	7-15	0	38
1983	MATT BAHR	0	38-40	21-24	0	101
1984	MATT BAHR	0	25-25	24-32	0	97
1985	MATT BAHR	0	35-35	14-18	0	77
1986	MATT BAHR	0	30-30	20-26	0	90
1987	JEFF JAEGER*	0	33-34	14-22	0	75
1988	MATT BAHR	0	32-33	24-29	0	104
1989	MATT BAHR	0	40-40	16-24	0	88
1990	JERRY KAURIC*	0	24-27	14-20	0	66
1991	MATT STOVER	0	33-34	16-22	0	81
1992	MATT STOVER	0	29-30	21-29	0	92
1993	MATT STOVER	0	36-36	16-22	0	84
1994	MATT STOVER	0	32-32	26-28	0	110
1995	MATT STOVER	0	26-26	29-33	0	113
1999	TERRY KIRBY	9	0-0	0-0	0	54
2000	PHIL DAWSON	0	17-17	14-17	0	59
2001	PHIL DAWSON	0	29-30	22-25	0	95
2002	PHIL DAWSON	0	34-35	22-28	0	100
2003	PHIL DAWSON	0	20-21	18-21	0	74
2004	PHIL DAWSON	0	28-28	24-29	0	100
2005	PHIL DAWSON	0	19-21	27-29	0	100
2006	PHIL DAWSON	0	25-25	21-29	0	88
2007	PHIL DAWSON	0	42-43	26-30	0	120
2008	PHIL DAWSON	0	30-36	18-18	0	108
2009	PHIL DAWSON	0	18-19	17-19	0	69
2010	PHIL DAWSON	0	28-28	23-28	0	97
2011	PHIL DAWSON	0	20-20	24-29	0	92
2012	PHIL DAWSON	0	29-29	29-31	0	116
2013	BILLY CUNDIFF	0	32-32	21-26	0	95
2014	BILLY CUNDIFF	0	28-28	22-29	0	94
2015	TRAVIS COONS	0	22-24	28-32	0	106
2016	CODY PARKEY	0	20-21	20-25	0	80
2017	ZANE GONZALEZ*	0	25-26	15-20	0	70
2018	GREG JOSEPH*	0	25-29	17-20	0	76

\*Denotes rookie #Denotes led NFL \$Denotes tied for NFL lead



# RUSHING YARDS

YEAR	PLAYER	NO	YARDS	AVG	LG	TD
1950	MARION MOTLEY#	140	810	5.8	69t	3
1951	DUB JONES	104	492	4.7	43t	7
1952	MARION MOTLEY	104	444	4.3	59	1
1953	RAY RENFRO	60	352	5.9	58t	4
1954	MAURICE BASSETT*	144	588	4.1	22	6
1955	FRED MORRISON	156	824	5.3	56	3
1956	PRESTON CARPENTER*	188	756	4.0	30	0
1957	JIM BROWN#	202	942	4.7	69t	9
1958	JIM BROWN#	257	1,527	5.9	65t	17
1959	JIM BROWN#	290	1,329	4.6	70t	14
1960	JIM BROWN#	215	1,257	5.8	71t	9
1961	JIM BROWN#	305	1,408	4.6	38	8
1962	JIM BROWN	230	996	4.3	31	13
1963	JIM BROWN#	291	1,863	6.4	80t	12
1964	JIM BROWN#	280	1,446	5.2	71	7
1965	JIM BROWN#	289	1,544	5.3	67	17
1966	LEROY KELLY	209	1,141	5.5	70t	15
1967	LEROY KELLY	235	1,205	5.1	42t	11
1968	LEROY KELLY#	248	1,239	5.0	65	16
1969	LEROY KELLY	196	817	4.2	31	9
1970	LEROY KELLY	206	656	3.2	33t	6
1971	LEROY KELLY	234	865	3.7	35	10
1972	LEROY KELLY	224	811	3.6	18	4
1973	KEN BROWN	161	537	3.3	17	0
1974	GREG PRUITT	126	540	4.3	54	3
1975	GREG PRUITT	217	1,067	4.9	50	8
1976	GREG PRUITT	209	1,000	4.8	64	4
1977	GREG PRUITT	236	1,086	4.6	78t	3
1978	GREG PRUITT	176	960	5.5	70t	3
1979	MIKE PRUITT	264	1,294	4.9	77t	9
1980	MIKE PRUITT	249	1,034	4.2	56t	6
1981	MIKE PRUITT	247	1,103	4.5	21	7
1982	MIKE PRUITT	143	516	3.6	17	3
1983	MIKE PRUITT	293	1,184	4.0	27	10
1984	BOYCE GREEN	202	673	3.3	29	0
1985	KEVIN MACK	222	1,104	5.0	61	7
1986	KEVIN MACK	174	665	3.8	20	10
1987	KEVIN MACK	201	735	3.7	22t	5
1988	EARNEST BYNER	157	576	3.7	27t	3
1989	ERIC METCALF*	187	633	3.4	43t	6
1990	KEVIN MACK	158	702	4.4	26	5
1991	KEVIN MACK	197	726	3.7	51t	8
1992	KEVIN MACK	169	543	3.2	37	6
1993	TOMMY VARDELL	171	644	3.8	54	3
1994	LEROY HOARD	209	890	4.3	39	5
1995	LEROY HOARD	136	547	4.0	25	0
1999	TERRY KIRBY	130	452	3.5	28	6
2000	TRAVIS PRENTICE*	173	512	3.0	17	7
2001	JAMES JACKSON*	195	554	2.8	22	2
2002	WILLIAM GREEN*	243	887	3.7	64t	6
2003	WILLIAM GREEN	142	559	3.9	26	1
2004	LEE SUGGS	199	744	3.7	39	2
2005	REUBEN DROUGHNS	309	1,232	4.0	75t	2
2006	REUBEN DROUGHNS	220	758	3.4	22	4
2007	JAMAL LEWIS	298	1,304	4.4	66t	9
2008	JAMAL LEWIS	279	1,002	3.6	29	4
2009	JEROME HARRISON	194	862	4.4	71t	5
2010	PEYTON HILLIS	270	1,177	4.4	48	11
2011	PEYTON HILLIS	161	587	3.6	24t	3
2012	TRENT RICHARDSON*	267	950	3.6	32t	11
2013	WILLIS MCGAHEE	138	377	2.7	16	2
2014	TERRANCE WEST*	171	673	3.9	36	4
2015	ISAIAH CROWELL	185	706	3.8	54	4
2016	ISAIAH CROWELL	198	952	4.8	85t	7
2017	ISAIAH CROWELL	206	853	4.1	59	2
2018	NICK CHUBB*	192	996	5.2	92t	8

\*Denotes rookie #Denotes led NFL \$Denotes tied for NFL lead



## PASSING YARDS

YEAR	PLAYER	ATT	COMP	PCT	YARDS	TD	INT	QB RATING
1950	OTTO GRAHAM	253	137	54.2	1,943	14	20	64.7
1951	OTTO GRAHAM	265	147	55.5	2,205	17	16	79.2
1952	OTTO GRAHAM#	364	181	49.7	2,816	20	24	66.6
1953	OTTO GRAHAM#	258	167	64.7	2,722	11	9	99.7
1954	OTTO GRAHAM	240	142	59.2	2,092	11	17	73.5
1955	OTTO GRAHAM	185	98	53.0	1,721	15	8	94.0
1956	TOM O'CONNELL	96	42	43.8	551	4	8	41.6
1957	TOM O'CONNELL	110	63	57.3	1,229	9	8	93.3
1958	MILT PLUM	189	102	54.0	1,619	11	11	77.9
1959	MILT PLUM	266	156	58.6	1,992	14	8	87.2
1960	MILT PLUM	250	151	60.4	2,297	21	5	110.4
1961	MILT PLUM	302	177	58.6	2,416	18	10	90.3
1962	FRANK RYAN	194	112	57.7	1,541	10	7	85.4
1963	FRANK RYAN	256	135	52.7	2,038	25	13	90.6
1964	FRANK RYAN	334	174	52.1	2,404	25	19	76.7
1965	FRANK RYAN	243	119	49.0	1,751	18	13	75.3
1966	FRANK RYAN	382	200	52.4	2,974	29	14	88.2
1967	FRANK RYAN	280	136	48.6	2,026	20	16	72.7
1968	BILL NELSEN	293	152	51.9	2,366	19	10	86.4
1969	BILL NELSEN	352	190	54.0	2,743	23	19	78.8
1970	BILL NELSEN	313	159	50.8	2,156	16	16	68.9
1971	BILL NELSEN	325	174	53.5	2,319	13	23	60.3
1972	MIKE PHIPPS	305	144	47.2	1,994	13	16	61.0
1973	MIKE PHIPPS	299	148	49.5	1,719	9	20	49.4
1974	MIKE PHIPPS	256	117	45.7	1,384	9	17	46.7
1975	MIKE PHIPPS	313	162	51.8	1,749	4	19	47.5
1976	BRIAN SIPE	312	178	57.1	2,113	17	14	77.3
1977	BRIAN SIPE	195	112	57.4	1,233	9	14	61.8
1978	BRIAN SIPE	399	222	55.6	2,906	21	15	80.7
1979	BRIAN SIPE	535	286	53.5	3,793	28	26	73.4
1980	BRIAN SIPE	554	337	60.8	4,132	30	14	91.4
1981	BRIAN SIPE	567	313	55.2	3,876	17	25	68.2
1982	BRIAN SIPE	185	101	54.6	1,064	4	8	60.7
1983	BRIAN SIPE	496	291	58.7	3,566	26	23	79.1
1984	PAUL McDONALD	493	271	55.0	3,472	14	23	67.3
1985	BERNIE KOSAR*	248	124	50.0	1,578	8	7	69.3
1986	BERNIE KOSAR	531	310	58.4	3,854	17	10	83.8
1987	BERNIE KOSAR	389	241	62.0	3,033	22	9	95.4
1988	BERNIE KOSAR	259	156	60.2	1,890	10	7	84.3
1989	BERNIE KOSAR	513	303	59.1	3,533	18	14	80.3
1990	BERNIE KOSAR	423	230	54.4	2,562	10	15	65.7
1991	BERNIE KOSAR	494	307	62.1	3,487	18	9	87.8
1992	MIKE TOMCZAK	211	120	56.9	1,693	7	7	80.1
1993	VINNY TESTAVERDE	230	130	56.5	1,797	14	9	85.7
1994	VINNY TESTAVERDE	376	207	55.1	2,575	16	18	70.7
1995	VINNY TESTAVERDE	392	241	61.5	2,883	17	10	87.8
1999	TIM COUCH*	399	223	55.9	2,447	15	13	73.2
2000	TIM COUCH	215	137	63.7	1,483	7	9	77.3
2001	TIM COUCH	454	272	59.9	3,040	17	21	73.1
2002	TIM COUCH	443	273	61.6	2,842	18	18	76.8
2003	KELLY HOLCOMB	302	193	63.9	1,797	10	12	74.6
2004	JEFF GARCIA	252	144	57.1	1,731	10	9	76.7
2005	TRENT DILFER	333	199	59.8	2,321	11	12	76.9
2006	CHARLIE FRYE	393	252	64.1	2,454	10	17	72.0
2007	DEREK ANDERSON	527	298	56.5	3,787	29	19	82.5
2008	DEREK ANDERSON	283	142	50.2	1,615	9	8	66.5
2009	BRADY QUINN	256	136	53.1	1,339	8	7	67.2
2010	COLT MCCOY*	222	135	60.8	1,576	6	9	74.5
2011	COLT MCCOY	463	265	57.2	2,733	14	11	74.6
2012	BRANDON WEEDEN*	517	297	57.4	3,385	14	17	72.6
2013	JASON CAMPBELL	317	180	56.8	2,015	11	8	76.9
2014	BRIAN HOYER	438	242	55.3	3,326	12	13	76.5
2015	JOSH McCOWN	292	186	63.7	2,109	12	4	93.3
2016	CODY KESSLER*	195	128	65.6	1,380	6	2	92.3
2017	DeSHONE KIZER*	476	255	53.6	2,894	11	22	60.5
2018	BAKER MAYFIELD*	486	310	63.8	3,725	27	14	93.7

\*Denotes rookie #Denotes led NFL \$Denotes tied for NFL lead



RECEPTIONS						
YEAR	PLAYER	NO	YARDS	AVG	LG	TD
1950	MAC SPEEDIE	42	548	13.0	45	1
1951	DANTE LAVELLI	43	586	13.6	47	6
1952	MAC SPEEDIE#	62	911	14.7	50	5
1953	DANTE LAVELLI	45	783	17.4	55t	6
1954	DANTE LAVELLI	47	802	17.1	64	7
1955	DARREL BREWSTER	34	622	18.3	41t	6
1956	DARREL BREWSTER	28	417	14.9	41	1
1957	DARREL BREWSTER	30	614	20.5	56	2
1958	PRESTON CARPENTER	29	474	16.3	74	1
1959	BILLY HOWTON	39	510	13.1	36t	1
1960	BOBBY MITCHELL	45	612	13.6	69t	6
1961	RAY RENFRO	48	834	17.4	57	6
1962	JIM BROWN	47	517	11.0	53t	5
1963	GARY COLLINS	43	674	15.7	49t	13
1964	PAUL WARFIELD*	52	920	17.7	62t	9
1965	GARY COLLINS	50	884	17.7	67	10
1966	GARY COLLINS	56	946	16.9	54	12
1967	ERNIE GREEN	39	369	9.5	41t	2
1968	PAUL WARFIELD	50	1,067	21.3	65t	12
1969	GARY COLLINS	54	786	14.6	48t	11
1970	BO SCOTT	40	351	8.8	24	4
1971	FAIR HOOKER	45	649	14.4	48	1
1972	FRANK PITTS	36	620	17.2	80t	8
1973	FRANK PITTS	31	317	10.2	26t	4
1974	HUGH MCKINNIS	32	258	8.1	55	0
1975	REGGIE RUCKER	60	770	12.8	40t	3
1976	REGGIE RUCKER	49	676	13.8	45	8
1977	CLEO MILLER	41	291	7.1	28	1
1978	REGGIE RUCKER	43	893	20.8	69t	8
1979	DAVE LOGAN	59	982	16.6	46	7
1980	MIKE PRUITT	63	471	7.5	28	0
1981	OZZIE NEWSOME	69	1,002	14.5	62	6
1982	OZZIE NEWSOME	49	633	12.9	54	3
1983	OZZIE NEWSOME	89	970	10.9	66t	6
1984	OZZIE NEWSOME	89	1,001	11.2	52	5
1985	OZZIE NEWSOME	62	711	11.5	38	5
1986	BRIAN BRENNAN	55	838	15.2	57t	6
1987	EARNEST BYNER	52	552	10.6	37	2
1988	EARNEST BYNER	59	576	9.8	39t	2
1989	WEBSTER SLAUGHTER	65	1,236	19.0	97t	6
1990	WEBSTER SLAUGHTER	59	847	14.4	50	4
1991	WEBSTER SLAUGHTER	64	906	14.2	62t	3
1992	MICHAEL JACKSON	47	755	16.1	69t	7
1993	ERIC METCALF	63	539	8.6	49t	2
1994	DERRICK ALEXANDER*	48	828	17.3	81t	2
1995	EARNEST BYNER	61	494	8.1	29t	2
1999	KEVIN JOHNSON*	66	986	14.9	64t	8
2000	KEVIN JOHNSON	57	669	11.7	79	0
2001	KEVIN JOHNSON	84	1,097	13.1	55t	9
2002	KEVIN JOHNSON	67	703	10.5	30t	4
2003	DENNIS NORTHCUTT	62	729	11.8	44	2
2004	DENNIS NORTHCUTT	55	806	14.7	58t	2
2005	ANTONIO BRYANT	69	1,009	14.6	54	4
2006	KELLEN WINSLOW	89	875	9.8	40	3
2007	KELLEN WINSLOW	82	1,106	13.5	49	5
2008	BRAYLON EDWARDS	55	877	15.9	70	3
2009	JEROME HARRISON	34	220	6.5	18	2
	MOHAMED MASSAQUOI*	34	624	18.4	59t	3
2010	BENJAMIN WATSON	68	763	11.2	44	3
2011	GREG LITTLE*	61	709	11.6	76t	2
2012	GREG LITTLE	53	647	12.2	43	4
2013	JOSH GORDON	87	1,646	18.9	95t	9
2014	ANDREW HAWKINS	63	824	13.1	65	2
2015	GARY BARNIDGE	79	1,043	13.2	40	9
2016	TERRELLE PRYOR SR.	77	1,007	13.1	54	4
2017	DUKE JOHNSON JR.	74	693	9.4	41t	3
2018	JARVIS LANDRY	81	976	12.0	51t	4

\*Denotes rookie #Denotes led NFL \$Denotes tied for NFL lead

STAFF  
PLAYERS  
2018 SEASON  
HISTORY  
RECORDS  
GAME DAY



## RECEIVING YARDS

YEAR	PLAYER	NO	YARDS	AVG	LG	TD
1950	DANTE LAVELLI	37	565	15.3	43	5
1951	MAC SPEEDIE	34	589	17.3	51	3
1952	MAC SPEEDIE	62	911	14.7	50	5
1953	DANTE LAVELLI	45	783	17.4	55t	6
1954	DANTE LAVELLI	47	802	17.1	64	7
1955	DARREL BREWSTER	34	622	18.3	41t	6
1956	DARREL BREWSTER	28	417	14.9	41	1
1957	DARREL BREWSTER	30	614	20.5	56	2
1958	RAY RENFRO	24	573	23.9	52	6
1959	RAY RENFRO	30	528	17.6	70t	6
1960	GERN NAGLER	36	616	17.1	53t	3
1961	RAY RENFRO	48	834	17.4	57	6
1962	RICH KREITLING	44	659	15.0	53	3
1963	GARY COLLINS	43	674	15.7	49t	13
1964	PAUL WARFIELD*	52	920	17.7	62t	9
1965	GARY COLLINS	50	884	17.7	67	10
1966	GARY COLLINS	56	946	16.9	54	12
1967	PAUL WARFIELD	32	702	21.9	49t	8
1968	PAUL WARFIELD	50	1,067	21.3	65t	12
1969	PAUL WARFIELD	42	886	21.1	82t	10
1970	MILT MORIN	37	611	16.5	36	1
1971	FAIR HOOKER	45	649	14.4	48	1
1972	FRANK PITTS	36	620	17.2	80t	8
1973	MILT MORIN	26	417	16.0	51t	1
1974	STEVE HOLDEN	30	452	15.1	53	3
1975	REGGIE RUCKER	60	770	12.8	40t	3
1976	REGGIE RUCKER	49	676	13.8	45	8
1977	REGGIE RUCKER	36	565	15.7	40	2
1978	REGGIE RUCKER	43	893	20.8	69t	8
1979	DAVE LOGAN	59	982	16.6	46	7
1980	DAVE LOGAN	51	822	16.1	65	4
1981	OZZIE NEWSOME	69	1,002	14.5	62	6
1982	OZZIE NEWSOME	49	633	12.9	54	3
1983	OZZIE NEWSOME	89	970	10.9	66t	6
1984	OZZIE NEWSOME	89	1,001	11.2	52	5
1985	OZZIE NEWSOME	62	711	11.5	38	5
1986	BRIAN BRENNAN	55	838	15.2	57t	6
1987	WEBSTER SLAUGHTER	47	806	17.1	54t	7
1988	REGGIE LANGHORNE	57	780	13.7	77t	7
1989	WEBSTER SLAUGHTER	65	1,236	19.0	97t	6
1990	WEBSTER SLAUGHTER	59	847	14.4	50	4
1991	WEBSTER SLAUGHTER	64	906	14.2	62t	3
1992	MICHAEL JACKSON	47	755	16.1	69t	7
1993	MICHAEL JACKSON	41	756	18.4	62t	8
1994	DERRICK ALEXANDER*	48	828	17.3	81t	2
1995	KEENAN MCCARDLELL	56	709	12.7	36	4
1999	KEVIN JOHNSON*	66	986	14.9	64t	8
2000	KEVIN JOHNSON	57	669	11.7	79	0
2001	KEVIN JOHNSON	84	1,097	13.1	55t	9
2002	QUINCY MORGAN	56	964	17.2	78t	7
2003	DENNIS NORTHCUTT	62	729	11.8	44	2
2004	DENNIS NORTHCUTT	55	806	14.7	58t	2
2005	ANTONIO BRYANT	69	1,009	14.6	54	4
2006	BRAYLON EDWARDS	61	884	14.5	75	6
2007	BRAYLON EDWARDS	80	1,289	16.1	78t	16
2008	BRAYLON EDWARDS	55	877	15.9	70	3
2009	MOHAMED MASSAQUOI*	34	624	18.4	59t	3
2010	BENJAMIN WATSON	68	763	11.2	44	3
2011	GREG LITTLE*	61	709	11.6	76t	2
2012	JOSH GORDON*	50	805	16.1	71t	5
2013	JOSH GORDON\$	87	1,646	18.9	95t	9
2014	ANDREW HAWKINS	63	824	13.1	65	2
2015	GARY BARNIDGE	79	1,043	13.2	40	9
2016	TERRELLE PRYOR SR.	77	1,007	13.1	54	4
2017	DUKE JOHNSON JR.	74	693	9.4	41t	3
2018	JARVIS LANDRY	81	976	12.0	51t	4

\*Denotes rookie #Denotes led NFL \$Denotes tied for NFL lead



INTERCEPTIONS						
YEAR	PLAYER	NO	YARDS	AVG	LG	TD
1950	TOMMY JAMES	9	69	7.7	34	0
1951	WARREN LAHR	5	95	19.0	29	2
1952	BERT RECHICHAR*	6	79	13.2	25	0
1953	WARREN LAHR	5	119	23.8	42	0
1954	KEN KONZ	7	133	19.0	54t	2
1955	CHUCK NOLL	5	74	14.8	24	1
1956	DON PAUL	7	190	27.1	42	1
1957	DON PAUL	4	28	7.0	12	0
1958	KEN KONZ	4	123	30.8	46t	1
1959	BERNIE PARRISH	5	83	16.6	37t	1
1960	BOBBY FRANKLIN*	8	131	16.4	37t	2
1961	BERNIE PARRISH	7	40	5.7	15	0
1962	ROSS FICHTNER	7	76	10.9	31	0
1963	VINCE COSTELLO	7	118	16.9	31	0
1964	BERNIE PARRISH	4	98	24.5	54t	1
1965	LARRY BENZ	5	78	15.6	31	0
1966	ROSS FICHTNER	8	152	19.0	58	1
	MIKE HOWELL	8	62	7.7	29	0
1967	ROSS FICHTNER	4	113	28.3	88	0
1968	BEN DAVIS	8	162	20.3	44	0
1969	MIKE HOWELL	6	21	3.5	11	0
1970	ERICH BARNES	5	85	17.0	38t	1
1971	WALT SUMMER	5	35	7.0	25	0
1972	THOM DARDEN*	3	64	21.3	20	0
1973	CLARENCE SCOTT	5	71	14.2	45t	1
1974	THOM DARDEN	8	105	13.1	31	0
1975	CHARLIE HALL	2	28	14.0	19	0
1976	THOM DARDEN	7	73	10.4	21	0
1977	THOM DARDEN	6	107	17.8	49	1
1978	THOM DARDEN#	10	200	20.0	46	0
1979	THOM DARDEN	5	125	25.0	39t	1
1980	RON BOLTON	6	62	10.3	29	0
1981	CLARENCE SCOTT	4	46	11.5	26	0
1982	HANFORD DIXON	4	22	5.5	22	0
1983	TOM COUSINEAU	4	47	11.8	15	0
1984	AL GROSS	5	103	20.6	47	0
1985	AL GROSS	5	109	21.8	37t	1
1986	HANFORD DIXON	5	35	7.0	19	0
1987	FELIX WRIGHT	4	152	38.0	68	1
1988	FELIX WRIGHT	5	126	25.2	53	0
1989	FELIX WRIGHT#	9	91	10.1	27t	1
1990	FELIX WRIGHT	3	56	18.7	36	0
1991	STEPHEN BRAGGS	3	15	5.0	15	0
1992	VINCE NEWSOME	3	55	18.3	29	0
1993	ERIC TURNER	5	25	5.0	19	0
1994	ERIC TURNER\$	9	199	22.1	93t	1
1995	STEVEN MOORE	5	55	11.0	28	0
1999	MARQUEZ POPE	2	15	7.5	13	0
2000	COREY FULLER	3	0	0.0	0	0
2001	ANTHONY HENRY*\$	10	177	17.7	97t	1
2002	EARL LITTLE	4	17	4.3	7	0
2003	EARL LITTLE	6	41	6.8	21	0
2004	ANTHONY HENRY	4	83	20.8	51	0
2005	BRIAN RUSSELL	3	50	16.7	37	0
2006	DAVEN HOLLY	5	127	25.4	57t	1
	SEAN JONES	5	46	9.2	19	0
2007	LEIGH BODDEN	6	75	12.5	26	0
2008	BRANDON McDONALD	5	146	29.2	98	1
2009	BRODNEY POOL	4	33	8.3	32	0
	ERIC WRIGHT	4	74	18.5	47	0
2010	JOE HADEN*	6	101	16.8	62	0
2011	MIKE ADAMS	3	33	11.0	29	0
2012	SHELDON BROWN	3	20	6.7	19t	1
	JOE HADEN	3	64	21.3	50	0
	USAMA YOUNG	3	44	14.7	44	0
2013	TASHAUN GIPSON	5	143	28.6	44t	1
2014	TASHAUN GIPSON	6	158	26.3	62t	1
2015	KARLOS DANSBY	3	93	13.2	52t	2
2016	BRIAN BODDY-CALHOUN*	3	94	31.3	67	1
	JOE HADEN	3	9	3.0	9	0
	JAMAR TAYLOR	3	43	14.3	29	0
2017	JASON McCOURTY	3	59	19.7	56t	1
2018	DAMARIOUS RANDALL	4	59	14.8	50	0

\*Denotes rookie #Denotes led NFL \$Denotes tied for NFL lead

STAFF

PLAYERS

2018 SEASON

HISTORY

RECORDS

GAME DAY



SACKS		
YEAR	PLAYER	NO
1982	CHIP BANKS*	5.5
1983	CLAY MATTHEWS	6.0
1984	REGGIE CAMP	14.0
1985	CHIP BANKS	11.0
1986	CARL HAIRSTON	9.0
1987	CARL HAIRSTON	8.0
1988	CLAY MATTHEWS	6.0
1989	AL BAKER	7.5
1990	MICHAEL DEAN PERRY	11.5
1991	MICHAEL DEAN PERRY	8.5
1992	ROB BURNETT	9.0
1993	ANTHONY PLEASANT	11.0
1994	ROB BURNETT	10.0
1995	ANTHONY PLEASANT	8.0
1999	JOHN THIERRY	7.0
2000	KEITH McKENZIE	8.5
2001	JAMIR MILLER	13.0
2002	MARK WORD	8.0
2003	KENARD LANG	8.0
2004	EBENEZER EKUBAN	8.0
2005	ALVIN McKINLEY	5.0
2006	KAMERION WIMBLEY*	11.0
2007	KAMERION WIMBLEY	5.0
2008	SHAUN ROGERS	4.5
2009	KAMERION WIMBLEY	6.5
2010	MARCUS BERNARD	7.5
2011	JABAAL SHEARD*	8.5
2012	JABAAL SHEARD	7.0
2013	JABAAL SHEARD	5.5
2014	PAUL KRUGER	11.0
2015	DESMOND BRYANT	6.0
2016	EMMANUEL OGBAH*	5.5
2017	MYLES GARRETT*	7.0
2018	MYLES GARRETT	13.5

\*Denotes rookie

SPECIAL TEAMS TACKLES		
YEAR	PLAYER	NO
1999	TAREK SALEH	23
2000	TAREK SALEH	19
2001	BRANT BOYER	26
2002	BRANT BOYER	33
2003	BARRY GARDNER	22
2004	LEIGH BODDEN	18
2005	SEAN JONES	20
2006	JOSHUA CRIBBS	25
2007	JOSHUA CRIBBS	23
2008	JOSHUA CRIBBS	25
2009	BLAKE COSTANZO	14
2010	T.J. WARD*	18
2011	JOSHUA CRIBBS	14
2012	JOHNSON BADEMOSI*	18
2013	JOHNSON BADEMOSI	17
2014	JOHNSON BADEMOSI	15
2015	JOHNSON BADEMOSI	15
2016	JOE SCHOBERT*	14
2017	DANNY VITALE	9
2018	DERRICK KINDRED	7
	TAVIERRE THOMAS	7
	TANNER VALLEJO	7

### PRO BOWL NOTES

Cleveland has had a team-record eight players named to the Pro Bowl nine times (1952, 1953, 1954, 1966, 1967, 1969, 1970, 1988).

A Cleveland player has earned an individual award during the Pro Bowl four times as Otto Graham was named the Player of the Game in 1951 and Jim Brown was tabbed as the Outstanding Back in 1962, 1963 and 1966. In 2015, Joe Haden served as Pro Bowl captain for Team Irvin.



# PUNTING

YEAR	PLAYER	NO	YARDS	AVG	TB	IN-20	LG	BLOCK
1950	HORACE GILLOM	66	2,849	43.2	5	0	75	1
1951	HORACE GILLOM	73	3,321	45.5	8	0	66	0
1952	HORACE GILLOM	61	2,787	45.7	6	0	73	1
1953	HORACE GILLOM	63	2,760	43.8	4	0	67	0
1954	HORACE GILLOM	52	2,230	42.9	4	0	80	0
1955	HORACE GILLOM	58	2,389	41.2	6	0	56	3
1956	FRED MORRISON	38	1,561	41.1	7	0	70	0
1957	KEN KONZ	61	2,396	39.3	3	0	63	1
1958	DICK DESCHAIINE	50	2,063	41.3	1	0	63	0
1959	JUNIOR WREN	27	996	36.9	1	0	55	0
1960	SAM BAKER	55	2,309	42.0	2	0	64	0
1961	SAM BAKER	53	2,296	43.3	5	0	62	0
1962	GARY COLLINS*	45	1,926	42.8	4	0	64	0
1963	GARY COLLINS	54	2,160	40.0	4	0	73	0
1964	GARY COLLINS	48	2,016	42.0	5	0	58	0
1965	GARY COLLINS	65	3,035	46.7	10	0	71	0
1966	GARY COLLINS	57	2,223	39.0	6	0	60	0
1967	GARY COLLINS	57	2,078	36.5	2	0	52	2
1968	DON COCKROFT	61	2,297	37.7	1	0	59	0
1969	DON COCKROFT	57	2,138	37.5	6	0	55	1
1970	DON COCKROFT	71	3,023	42.6	7	0	71	1
1971	DON COCKROFT	62	2,508	40.5	2	0	59	2
1972	DON COCKROFT	81	3,498	43.2	4	0	65	0
1973	DON COCKROFT	82	3,321	40.5	3	0	71	1
1974	DON COCKROFT	90	3,643	40.5	11	0	64	0
1975	DON COCKROFT	82	3,317	40.5	7	0	67	1
1976	DON COCKROFT	64	2,487	38.9	4	8	51	3
1977	GREG COLEMAN	61	2,389	39.2	2	21	58	0
1978	JOHNNY EVANS*	79	3,089	39.1	8	16	65	0
1979	JOHNNY EVANS	69	2,844	41.2	9	7	59	2
1980	JOHNNY EVANS	66	2,530	38.3	7	12	56	0
1981	STEVE COX*	68	2,884	42.4	12	11	66	2
1982	STEVE COX	48	1,887	39.3	6	11	52	1
1983	JEFF GOSSETT	70	2,854	40.8	8	17	60	0
1984	STEVE COX	74	3,213	43.4	8	16	69	2
1985	JEFF GOSSETT	81	3,261	40.3	8	18	64	0
1986	JEFF GOSSETT	83	3,423	41.2	10	21	61	0
1987	JEFF GOSSETT	19	779	41.0	4	3	55	0
1988	MAX RUNAGER	48	1,935	40.3	2	13	52	0
1989	BRYAN WAGNER	97	3,817	39.4	6	32	60	0
1990	BRYAN WAGNER	74	2,879	38.9	2	13	65	4
1991	BRIAN HANSEN	80	3,397	42.5	6	20	65	0
1992	BRIAN HANSEN	74	3,083	41.7	7	28	73	1
1993	BRIAN HANSEN	82	3,632	44.3	10	15	72	2
1994	TOM TUPA	80	3,211	40.1	8	27	65	0
1995	TOM TUPA	65	2,831	43.6	9	18	64	0
1999	CHRIS GARDOCKI	106	4,645	43.8	11	20	61	0
2000	CHRIS GARDOCKI	108	4,919	45.5	5	25	67	0
2001	CHRIS GARDOCKI	99	4,249	42.9	9	25	69	0
2002	CHRIS GARDOCKI	81	3,388	41.8	6	27	59	0
2003	CHRIS GARDOCKI	72	3,019	41.9	10	18	60	0
2004	DERRICK FROST*	85	3,404	40.0	4	24	54	0
2005	KYLE RICHARDSON	78	3,181	40.8	9	22	61	0
2006	DAVE ZASTUDIL	81	3,563	44.0	7	28	61	0
2007	DAVE ZASTUDIL	49	2,046	41.8	4	14	64	0
2008	DAVE ZASTUDIL	75	3,410	45.5	11	23	65	0
2009	DAVE ZASTUDIL	49	2,188	44.7	5	25	60	0
2010	REGGIE HODGES	78	3,424	43.9	5	29	59	0
2011	BRAD MAYNARD	81	3,282	40.5	1	32	63	0
2012	REGGIE HODGES	90	3,766	41.8	4	29	58	0
2013	SPENCER LANNING	84	3,679	43.8	5	28	59	1
2014	SPENCER LANNING	93	4,119	44.3	9	25	59	0
2015	ANDY LEE	70	3,270	46.7	4	25	67	0
2016	BRITTON COLQUITT	83	3,761	45.3	2	22	65	0
2017	BRITTON COLQUITT	80	3,811	47.6	2	24	67	1
2018	BRITTON COLQUITT	83	3,767	45.4	6	32	79	2

\*Denotes Rookie



## PUNT RETURN YARDAGE

YEAR	PLAYER	NO	FC	YARDS	AVG	LG	TD
1950	DON PHELPS*	13	0	174	13.4	54t	1
1951	KEN CARPENTER	14	0	173	12.4	49	0
1952	RAY RENFRO*	22	0	169	7.7	34	0
1953	BILLY REYNOLDS*	18	0	111	6.2	28	0
1954	BILLY REYNOLDS	25	0	138	5.5	39	0
1955	DON PAUL	19	0	148	7.8	60t	1
1956	KEN KONZ	13	0	187	14.4	65t	1
1957	BILLY REYNOLDS	24	0	114	4.8	23	0
1958	BOBBY MITCHELL*	14	0	165	11.8	68t	1
1959	BOBBY MITCHELL	17	0	177	10.4	78t	1
1960	JIM SHOFNER	11	0	105	9.5	36	0
1961	BOBBY MITCHELL	14	2	164	11.7	64t	1
1962	HOWARD CASSADY	7	0	47	6.7	13	0
1963	JIM SHORTER	7	2	134	19.1	52	0
1964	LEROY KELLY*	9	7	171	19.0	68t	1
1965	LEROY KELLY	17	6	265	15.6	67t	2
1966	LEROY KELLY	13	6	104	8.0	52	0
1967	BEN DAVIS*	18	7	229	12.7	52t	1
1968	CHARLES LEIGH*	14	2	76	5.4	29	0
1969	WALT SUMNER*	9	11	72	8.0	21	0
1970	REECE MORRISON	15	2	133	8.9	34	0
1971	LEROY KELLY	30	4	292	9.7	74	0
1972	BOBBY MAJORS*	16	6	96	6.0	41	0
1973	GREG PRUITT*	16	3	180	11.3	46	0
1974	GREG PRUITT	27	0	349	12.9	72	0
1975	GREG PRUITT	13	1	130	10.0	30	0
1976	STEVE HOLDEN	31	2	205	6.6	38	0
1977	ROLAND WOOLSEY	32	3	290	9.1	44	0
1978	KEITH WRIGHT*	37	16	288	7.8	42	0
1979	DINO HALL*	29	5	295	10.2	47	0
1980	KEITH WRIGHT	29	4	129	4.4	15	0
1981	DINO HALL	33	6	248	7.5	40	0
1982	DWIGHT WALKER*	19	6	101	5.3	14	0
1983	DINO HALL	39	12	284	7.3	19	0
1984	BRIAN BRENNAN*	25	10	199	8.0	19	0
1985	CLARENCE WEATHERS	28	4	218	7.8	16	0
1986	GERALD MCNEIL*	40	10	348	8.7	84t	1
1987	GERALD MCNEIL	34	9	386	11.4	40	0
1988	GERALD MCNEIL	38	6	315	8.3	32	0
1989	GERALD MCNEIL	49	15	496	10.1	49	0
1990	STEFON ADAMS	13	4	81	6.2	25	0
1991	WEBSTER SLAUGHTER	17	3	112	6.6	17	0
1992	ERIC METCALF	44	10	429	9.8	75t	1
1993	ERIC METCALF	36	11	464	12.9	91t	2
1994	ERIC METCALF	35	5	348	9.9	92t	2
1995	DERRICK ALEXANDER	9	0	122	13.6	69t	1
1999	KEVIN JOHNSON*	19	10	128	6.7	15	0
2000	DENNIS NORTHCUTT*	27	12	289	10.7	30	0
2001	KEVIN JOHNSON	14	6	117	8.4	24	0
2002	DENNIS NORTHCUTT	25	10	367	14.7	87t	2
2003	DENNIS NORTHCUTT	36	10	295	8.2	38	0
2004	DENNIS NORTHCUTT	36	12	432	12.0	44	0
2005	DENNIS NORTHCUTT	35	13	368	10.5	62t	1
2006	DENNIS NORTHCUTT	28	13	312	11.1	81	0
2007	JOSHUA CRIBBS	30	10	405	13.5	76t	1
2008	JOSHUA CRIBBS	28	7	228	8.1	32	0
2009	JOSHUA CRIBBS	38	3	452	11.9	67t	1
2010	JOSHUA CRIBBS	20	6	168	8.4	17	0
2011	JOSHUA CRIBBS	34	8	388	11.4	84t	1
2012	JOSHUA CRIBBS	38	8	457	12.0	60	1
2013	TRAVIS BENJAMIN	22	7	257	11.7	79t	1
2014	TRAVIS BENJAMIN	15	8	127	8.5	37	0
2015	TRAVIS BENJAMIN	28	10	324	11.6	78t	1
2016	DUKE JOHNSON JR.	17	1	112	6.6	18	0
2017	JABRILL PEPPERS*	30	15	180	6.0	25	0
2018	JABRILL PEPPERS	25	22	219	8.8	33	0

\*Denotes Rookie



# KICKOFF RETURN YARDAGE

YEAR	PLAYER	NO	YARDS	AVG	LG	TD
1950	DON PHELPS*	12	325	27.1	61	0
1951	KEN CARPENTER	9	196	21.8	48	0
1952	KEN CARPENTER	11	234	21.3	40	0
1953	KEN CARPENTER	16	367	22.9	40	0
1954	BILLY REYNOLDS	14	413	29.5	51	0
1955	ROBERT SMITH*	13	320	24.6	47	0
1956	PRESTON CARPENTER*	15	381	25.4	42	0
1957	MILTON CAMPBELL*	11	263	23.9	36	0
1958	BOBBY MITCHELL*	18	454	25.2	98t	1
1959	BOBBY MITCHELL	11	236	21.5	31	0
1960	BOBBY MITCHELL	17	432	25.4	90t	1
1961	BOBBY MITCHELL	16	428	26.8	91t	1
1962	TOM WILSON	11	307	27.9	46	0
1963	CHARLIE SCALES	16	432	27.0	50	0
1964	WALTER ROBERTS*	24	661	27.5	60	0
1965	LEROY KELLY	24	621	25.9	51	0
1966	WALTER ROBERTS	20	454	22.7	57	0
1967	BEN DAVIS*	27	708	26.2	63	0
1968	CHARLES LEIGH*	14	322	23.0	41	0
1969	BO SCOTT	25	722	28.9	65	0
1970	HOMER JONES	29	739	25.5	94t	1
1971	KEN BROWN	15	330	22.0	35	0
1972	KEN BROWN	20	473	23.6	47	0
1973	GREG PRUITT*	16	453	28.3	54	0
1974	GREG PRUITT	22	606	27.5	88t	1
1975	BILLY LEFEAR	13	412	31.7	92	0
1976	STEVE HOLDEN	19	461	24.3	44	0
1977	BRIAN DUNCAN	15	298	19.9	36	0
1978	KEITH WRIGHT*	30	789	26.3	86	0
1979	DINO HALL*	50	1,014	20.3	33	0
1980	DINO HALL	32	691	21.6	40	0
1981	DINO HALL	36	813	22.6	48	0
1982	DINO HALL	22	430	19.5	32	0
1983	DWIGHT WALKER	29	627	21.6	38	0
1984	EARNEST BYNER*	22	415	18.9	28	0
1985	GLEN YOUNG	35	898	25.7	63	0
1986	GERALD MCNEIL*	47	997	21.2	100t	1
1987	GLEN YOUNG	18	412	22.9	44	0
1988	GLEN YOUNG	29	635	21.9	34	0
1989	ERIC METCALF*	31	718	23.2	49	0
1990	ERIC METCALF	52	1,052	20.2	101t	2
1991	ERIC METCALF	23	351	15.3	24	0
1992	RANDY BALDWIN	30	675	22.5	47	0
1993	RANDY BALDWIN	24	444	18.5	31	0
1994	RANDY BALDWIN	28	753	26.9	85t	1
1995	EARNEST HUNTER*	23	508	22.1	37	0
1999	RONNIE POWELL*	44	986	22.4	43	0
2000	JAMEL WHITE*	43	935	21.7	40	0
2001	BEN GAY*	23	513	22.3	42	0
2002	ANDRE' DAVIS*	50	1,068	21.4	95t	1
2003	ANDRE' DAVIS	38	803	21.1	69	0
2004	RICHARD ALSTON*	46	1,016	22.1	93t	1
2005	JOSHUA CRIBBS*	45	1,094	24.3	90t	1
2006	JOSHUA CRIBBS	61	1,494	24.5	92t	1
2007	JOSHUA CRIBBS	59	1,809	30.7	100t	2
2008	JOSHUA CRIBBS	44	1,110	25.2	92t	1
2009	JOSHUA CRIBBS	56	1,542	27.5	103t	3
2010	JOSHUA CRIBBS	40	814	20.4	37	0
2011	JOSHUA CRIBBS	39	974	25.0	63	0
2012	JOSHUA CRIBBS	43	1,178	27.4	74	0
2013	FOZZY WHITTAKER	23	482	21.0	56	0
2014	MARLON MOORE	13	322	24.8	32	0
2015	JUSTIN GILBERT	12	339	28.3	40	0
2016	MARIO ALFORD	8	190	23.8	36	0
2017	MATTHEW DAYES*	18	437	24.3	71	0
2018	JABRILL PEPPERS	19	408	21.5	29	0

\*Denotes Rookie



## ALL-TIME 100-YARD RUSHING GAMES

DATE	OPPONENT	PLAYER	ATT, YARDS
9/24/1950	at Baltimore Colts	Ken Carpenter*	3 Att., 100 Yards
10/29/1950	vs. Pittsburgh Steelers	Marion Motley	11 Att., 188 Yards
11/12/1950	vs. San Francisco 49ers	Marion Motley	21 Att., 114 Yards
11/19/1950	vs. Washington Redskins	Marion Motley	27 Att., 178 Yards
10/7/1951	at Los Angeles Rams	Marion Motley	13 Att., 106 Yards
10/7/1951	at Los Angeles Rams	Dub Jones	15 Att., 110 Yards
10/21/1951	vs. Pittsburgh Steelers	Emerson Cole	17 Att., 126 Yards
11/4/1951	at Chicago Cardinals	Ken Carpenter	18 Att., 118 Yards
11/25/1951	vs. Chicago Bears	Dub Jones	9 Att., 116 Yards
9/28/1952	vs. Los Angeles Rams	Ken Carpenter	16 Att., 145 Yards
11/30/1952	at Washington Redskins	Harry Jagade	16 Att., 147 Yards
12/28/1952	vs. Detroit Lions (playoffs)	Harry Jagade	15 Att., 104 Yards
10/18/1953	at Washington Redskins	Ray Renfro	7 Att., 101 Yards
12/27/1953	at Detroit Lions (playoffs)	Harry Jagade	15 Att., 102 Yards
9/25/1955	vs. Washington Redskins	Fred Morrison	15 Att., 117 Yards
10/30/1955	at Chicago Cardinals	Ed Modzelewski	28 Att., 121 Yards
11/20/1955	vs. Pittsburgh Steelers	Fred Morrison	17 Att., 140 Yards
12/4/1955	at Pittsburgh Steelers	Fred Morrison	13 Att., 104 Yards
11/18/1956	at Philadelphia Eagles	Preston Carpenter*	24 Att., 133 Yards
12/2/1956	vs. Philadelphia Eagles	Preston Carpenter*	23 Att., 116 Yards
12/9/1956	at New York Giants	Fred Morrison	19 Att., 112 Yards
11/3/1957	vs. Washington Redskins	Jim Brown*	21 Att., 109 Yards
11/24/1957	vs. Los Angeles Rams	Jim Brown*	31 Att., 237 Yards
12/15/1957	at New York Giants	Lew Carpenter	22 Att., 117 Yards
9/28/1958	at Los Angeles Rams	Jim Brown	24 Att., 171 Yards
10/5/1958	at Pittsburgh Steelers	Jim Brown	17 Att., 129 Yards
10/12/1958	vs. Chicago Cardinals	Jim Brown	34 Att., 182 Yards
10/12/1958	vs. Chicago Cardinals	Bobby Mitchell*	11 Att., 147 Yards
10/19/1958	vs. Pittsburgh Steelers	Jim Brown	19 Att., 153 Yards
10/19/1958	vs. Pittsburgh Steelers	Bobby Mitchell*	13 Att., 108 Yards
10/26/1958	at Chicago Cardinals	Jim Brown	24 Att., 180 Yards
11/2/1958	vs. New York Giants	Jim Brown	13 Att., 113 Yards
11/16/1958	at Washington Redskins	Jim Brown	27 Att., 152 Yards
12/1/1958	at Philadelphia Eagles	Lew Carpenter	21 Att., 100 Yards
12/1/1958	at Philadelphia Eagles	Jim Brown	21 Att., 138 Yards
12/14/1958	at New York Giants	Jim Brown	26 Att., 148 Yards
10/4/1959	at Chicago Cardinals	Jim Brown	37 Att., 147 Yards
10/18/1959	vs. Chicago Cardinals	Jim Brown	27 Att., 123 Yards
10/25/1959	vs. Washington Redskins	Jim Brown	17 Att., 122 Yards
11/1/1959	at Baltimore Colts	Jim Brown	32 Att., 178 Yards
11/8/1959	vs. Philadelphia Eagles	Jim Brown	29 Att., 125 Yards
11/15/1959	at Washington Redskins	Bobby Mitchell	14 Att., 232 Yards
11/22/1959	vs. Pittsburgh Steelers	Jim Brown	15 Att., 111 Yards
11/29/1959	vs. San Francisco 49ers	Jim Brown	28 Att., 114 Yards
12/13/1959	at Philadelphia Eagles	Jim Brown	33 Att., 152 Yards
12/13/1959	at Philadelphia Eagles	Bobby Mitchell	24 Att., 127 Yards
9/25/1960	at Philadelphia Eagles	Bobby Mitchell	14 Att., 156 Yards
9/25/1960	at Philadelphia Eagles	Jim Brown	24 Att., 153 Yards
10/23/1960	vs. Philadelphia Eagles	Jim Brown	22 Att., 167 Yards
11/13/1960	vs. St. Louis Cardinals	Jim Brown	28 Att., 173 Yards
11/27/1960	at St. Louis Cardinals	Jim Brown	24 Att., 132 Yards
12/4/1960	vs. Washington Redskins	Jim Brown	15 Att., 135 Yards
12/11/1960	vs. Chicago Bears	Jim Brown	22 Att., 100 Yards
12/15/1960	at New York Giants	Jim Brown	14 Att., 110 Yards
10/22/1961	at Pittsburgh Steelers	Bobby Mitchell	14 Att., 119 Yards
10/22/1961	at Pittsburgh Steelers	Jim Brown	29 Att., 114 Yards
10/29/1961	at St. Louis Cardinals	Jim Brown	28 Att., 109 Yards
10/29/1961	at St. Louis Cardinals	Bobby Mitchell	19 Att., 104 Yards
11/5/1961	vs. Pittsburgh Steelers	Jim Brown	18 Att., 110 Yards
11/12/1961	at Washington Redskins	Jim Brown	20 Att., 133 Yards
11/19/1961	vs. Philadelphia Eagles	Jim Brown	34 Att., 237 Yards
12/3/1961	at Dallas Cowboys	Bobby Mitchell	12 Att., 140 Yards
12/17/1961	at New York Giants	Jim Brown	24 Att., 102 Yards
9/16/1962	vs. New York Giants	Jim Brown	17 Att., 134 Yards
11/25/1962	vs. Pittsburgh Steelers	Jim Brown	19 Att., 110 Yards
12/15/1962	at San Francisco 49ers	Jim Brown	22 Att., 135 Yards
9/15/1963	vs. Washington Redskins	Jim Brown	15 Att., 162 Yards
9/22/1963	at Dallas Cowboys	Jim Brown	20 Att., 232 Yards
10/5/1963	vs. Pittsburgh Steelers	Jim Brown	21 Att., 175 Yards
10/13/1963	at New York Giants	Jim Brown	23 Att., 123 Yards
10/20/1963	vs. Philadelphia Eagles	Jim Brown	25 Att., 144 Yards
11/3/1963	at Philadelphia Eagles	Jim Brown	28 Att., 223 Yards
11/17/1963	vs. St. Louis Cardinals	Jim Brown	22 Att., 154 Yards
12/1/1963	at St. Louis Cardinals	Jim Brown	29 Att., 179 Yards
12/15/1963	at Washington Redskins	Jim Brown	28 Att., 125 Yards
9/27/1964	at Philadelphia Eagles	Jim Brown	25 Att., 104 Yards
10/18/1964	at Dallas Cowboys	Jim Brown	26 Att., 188 Yards
11/1/1964	at Pittsburgh Steelers	Jim Brown	23 Att., 149 Yards



DATE	OPPONENT	PLAYER	ATT, YARDS
11/8/1964	vs. Washington Redskins	Jim Brown	18 Att., 121 Yards
11/15/1964	vs. Detroit Lions	Jim Brown	24 Att., 147 Yards
11/29/1964	vs. Philadelphia Eagles	Jim Brown	22 Att., 133 Yards
12/27/1964	vs. Baltimore Colts (playoffs)	Jim Brown	27 Att., 114 Yards
9/26/1965	vs. St. Louis Cardinals	Jim Brown	17 Att., 110 Yards
10/3/1965	at Philadelphia Eagles	Jim Brown	27 Att., 133 Yards
10/9/1965	vs. Pittsburgh Steelers	Jim Brown	29 Att., 168 Yards
11/7/1965	vs. Philadelphia Eagles	Jim Brown	20 Att., 131 Yards
11/14/1965	vs. New York Giants	Jim Brown	20 Att., 156 Yards
11/28/1965	at Pittsburgh Steelers	Jim Brown	20 Att., 146 Yards
12/5/1965	vs. Washington Redskins	Jim Brown	27 Att., 141 Yards
9/25/1966	vs. St. Louis Cardinals	Leroy Kelly	19 Att., 109 Yards
10/2/1966	at New York Giants	Leroy Kelly	20 Att., 138 Yards
10/8/1966	vs. Pittsburgh Steelers	Ernie Green	16 Att., 103 Yards
10/8/1966	vs. Pittsburgh Steelers	Leroy Kelly	19 Att., 113 Yards
11/20/1966	vs. Washington Redskins	Leroy Kelly	14 Att., 100 Yards
11/24/1966	at Dallas Cowboys	Leroy Kelly	15 Att., 115 Yards
12/4/1966	vs. New York Giants	Leroy Kelly	13 Att., 126 Yards
9/24/1967	at Detroit Lions	Leroy Kelly	16 Att., 141 Yards
10/1/1967	at New Orleans Saints	Leroy Kelly	20 Att., 110 Yards
10/7/1967	vs. Pittsburgh Steelers	Ernie Green	11 Att., 108 Yards
10/22/1967	vs. Chicago Bears	Leroy Kelly	18 Att., 111 Yards
11/19/1967	vs. Minnesota Vikings	Leroy Kelly	26 Att., 123 Yards
11/26/1967	vs. Washington Redskins	Leroy Kelly	20 Att., 163 Yards
9/15/1968	at New Orleans Saints	Leroy Kelly	20 Att., 107 Yards
10/5/1968	vs. Pittsburgh Steelers	Leroy Kelly	25 Att., 128 Yards
10/20/1968	at Baltimore Colts	Leroy Kelly	30 Att., 130 Yards
10/27/1968	vs. Atlanta Falcons	Leroy Kelly	19 Att., 112 Yards
11/3/1968	at San Francisco 49ers	Leroy Kelly	27 Att., 174 Yards
11/10/1968	vs. New Orleans Saints	Leroy Kelly	17 Att., 127 Yards
11/24/1968	vs. Philadelphia Eagles	Leroy Kelly	20 Att., 108 Yards
9/21/1969	at Philadelphia Eagles	Ron Johnson*	17 Att., 118 Yards
9/28/1969	vs. Washington Redskins	Reece Morrison	23 Att., 130 Yards
11/23/1969	vs. New York Giants	Leroy Kelly	18 Att., 124 Yards
12/7/1969	vs. Green Bay Packers	Leroy Kelly	22 Att., 151 Yards
10/18/1970	vs. Detroit Lions	Leroy Kelly	24 Att., 106 Yards
11/8/1970	at Oakland Raiders	Bo Scott	14 Att., 101 Yards
12/7/1970	at Houston Oilers	Leroy Kelly	20 Att., 108 Yards
11/7/1971	at Pittsburgh Steelers	Leroy Kelly	22 Att., 102 Yards
11/21/1971	vs. New England Patriots	Leroy Kelly	23 Att., 113 Yards
11/28/1971	at Houston Oilers	Leroy Kelly	23 Att., 107 Yards
12/5/1971	vs. Cincinnati Bengals	Leroy Kelly	23 Att., 127 Yards
11/19/1972	vs. Pittsburgh Steelers	Leroy Kelly	21 Att., 107 Yards
12/2/1973	at Kansas City Chiefs	Greg Pruitt*	15 Att., 110 Yards
12/15/1974	at Houston Oilers	Greg Pruitt	15 Att., 102 Yards
11/16/1975	at Oakland Raiders	Greg Pruitt	12 Att., 103 Yards
11/23/1975	vs. Cincinnati Bengals	Greg Pruitt	17 Att., 121 Yards
12/14/1975	vs. Kansas City Chiefs	Greg Pruitt	26 Att., 214 Yards
9/12/1976	vs. New York Jets	Greg Pruitt	17 Att., 124 Yards
10/17/1976	at Atlanta Falcons	Greg Pruitt	26 Att., 191 Yards
10/31/1976	at Cincinnati Bengals	Greg Pruitt	18 Att., 124 Yards
9/26/1977	vs. New England Patriots	Greg Pruitt	26 Att., 151 Yards
10/23/1977	at Buffalo Bills	Cleo Miller	21 Att., 117 Yards
10/30/1977	vs. Kansas City Chiefs	Greg Pruitt	18 Att., 153 Yards
11/13/1977	at Pittsburgh Steelers	Greg Pruitt	19 Att., 108 Yards
12/18/1977	at Seattle Seahawks	Greg Pruitt	22 Att., 127 Yards
9/3/1978	vs. San Francisco 49ers	Greg Pruitt	22 Att., 106 Yards
9/10/1978	vs. Cincinnati Bengals	Greg Pruitt	22 Att., 120 Yards
10/29/1978	vs. Buffalo Bills	Mike Pruitt	21 Att., 173 Yards
12/3/1978	at Seattle Seahawks	Greg Pruitt	12 Att., 113 Yards
12/10/1978	vs. New York Jets	Greg Pruitt	21 Att., 138 Yards
12/17/1978	at Cincinnati Bengals	Greg Pruitt	22 Att., 182 Yards
10/21/1979	vs. Cincinnati Bengals	Mike Pruitt	19 Att., 135 Yards
11/4/1979	at Philadelphia Eagles	Mike Pruitt	17 Att., 104 Yards
11/11/1979	vs. Seattle Seahawks	Mike Pruitt	15 Att., 141 Yards
12/2/1979	vs. Houston Oilers	Mike Pruitt	25 Att., 111 Yards
12/9/1979	at Oakland Raiders	Mike Pruitt	20 Att., 149 Yards
10/12/1980	at Seattle Seahawks	Mike Pruitt	24 Att., 116 Yards
11/3/1980	vs. Chicago Bears	Mike Pruitt	27 Att., 129 Yards
11/9/1980	at Baltimore Colts	Mike Pruitt	18 Att., 103 Yards
12/3/1981	at Houston Oilers	Mike Pruitt	32 Att., 155 Yards
9/12/1982	at Seattle Seahawks	Mike Pruitt	30 Att., 136 Yards
9/11/1983	at Detroit Lions	Mike Pruitt	24 Att., 137 Yards
10/2/1983	vs. Seattle Seahawks	Mike Pruitt	24 Att., 107 Yards
10/16/1983	at Pittsburgh Steelers	Boyce Green*	28 Att., 137 Yards
11/20/1983	at New England Patriots	Mike Pruitt	24 Att., 136 Yards
11/27/1983	vs. Baltimore Colts	Mike Pruitt	24 Att., 110 Yards
12/11/1983	at Houston Oilers	Mike Pruitt	30 Att., 153 Yards
11/4/1984	at Buffalo Bills	Boyce Green	29 Att., 156 Yards
11/18/1984	at Atlanta Falcons	Boyce Green	30 Att., 121 Yards



DATE	OPPONENT	PLAYER	ATT, YARDS
12/9/1984	at Pittsburgh Steelers	Earnest Byner*	15 Att., 103 Yards
12/16/1984	at Houston Oilers	Earnest Byner*	21 Att., 188 Yards
9/29/1985	at San Diego Chargers	Kevin Mack	16 Att., 130 Yards
10/6/1985	vs. New England Patriots	Kevin Mack	20 Att., 115 Yards
11/17/1985	vs. Buffalo Bills	Earnest Byner	15 Att., 109 Yards
11/24/1985	vs. Cincinnati Bengals	Kevin Mack	14 Att., 117 Yards
12/22/1985	at New York Jets	Earnest Byner	15 Att., 101 Yards
1/4/1986	at Miami Dolphins (playoffs)	Earnest Byner	16 Att., 161 Yards
10/26/1986	at Minnesota Vikings	Curtis Dickey	19 Att., 106 Yards
11/23/1986	vs. Pittsburgh Steelers	Kevin Mack	24 Att., 106 Yards
11/30/1986	vs. Houston Oilers	Kevin Mack	28 Att., 121 Yards
10/4/1987	at New England Patriots	Larry Mason*	32 Att., 133 Yards
11/22/1987	at Houston Oilers	Kevin Mack	26 Att., 114 Yards
12/13/1987	vs. Cincinnati Bengals	Kevin Mack	27 Att., 133 Yards
1/9/1988	vs. Indianapolis Colts (playoffs)	Earnest Byner	23 Att., 122 Yards
10/16/1988	vs. Philadelphia Eagles	Kevin Mack	16 Att., 100 Yards
11/27/1988	at Washington Redskins	Kevin Mack	22 Att., 116 Yards
9/19/1993	at Los Angeles Raiders	Tommy Vardell	14 Att., 104 Yards
11/6/1994	vs. New England Patriots	Leroy Hoard	21 Att., 123 Yards
11/27/1994	vs. Houston Oilers	Leroy Hoard	23 Att., 103 Yards
12/17/1995	vs. Cincinnati Bengals	Earnest Byner	31 Att., 121 Yards
9/23/2001	vs. Detroit Lions	James Jackson*	31 Att., 124 Yards
12/23/2001	at Green Bay Packers	Jamel White	21 Att., 131 Yards
9/29/2002	at Pittsburgh Steelers	Jamel White	16 Att., 105 Yards
11/24/2002	at New Orleans Saints	William Green*	28 Att., 114 Yards
12/8/2002	at Jacksonville Jaguars	William Green*	26 Att., 119 Yards
12/29/2002	vs. Atlanta Falcons	William Green*	27 Att., 178 Yards
10/5/2003	at Pittsburgh Steelers	William Green	33 Att., 115 Yards
10/12/2003	vs. Oakland Raiders	William Green	26 Att., 145 Yards
12/8/2003	vs. St. Louis Rams	Jamel White	16 Att., 101 Yards
12/28/2003	at Cincinnati Bengals	Lee Suggs*	26 Att., 186 Yards
10/17/2004	vs. Cincinnati Bengals	William Green	25 Att., 115 Yards
12/19/2004	vs. San Diego Chargers	Lee Suggs	21 Att., 105 Yards
12/26/2004	at Miami Dolphins	Lee Suggs	38 Att., 143 Yards
1/2/2005	at Houston Texans	Lee Suggs	26 Att., 131 Yards
10/23/2005	vs. Detroit Lions	Reuben Droughns	19 Att., 100 Yards
11/6/2005	vs. Tennessee Titans	Reuben Droughns	20 Att., 116 Yards
11/20/2005	vs. Miami Dolphins	Reuben Droughns	30 Att., 166 Yards
10/1/2006	at Oakland Raiders	Reuben Droughns	25 Att., 100 Yards
10/29/2006	vs. New York Jets	Reuben Droughns	33 Att., 125 Yards
9/16/2007	vs. Cincinnati Bengals	Jamal Lewis	27 Att., 216 Yards
11/25/2007	vs. Houston Texans	Jamal Lewis	29 Att., 134 Yards
12/9/2007	at New York Jets	Jamal Lewis	21 Att., 118 Yards
12/16/2007	vs. Buffalo Bills	Jamal Lewis	33 Att., 163 Yards
12/30/2007	vs. San Francisco 49ers	Jamal Lewis	26 Att., 128 Yards
10/4/2009	vs. Cincinnati Bengals	Jerome Harrison	29 Att., 121 Yards
10/11/2009	at Buffalo Bills	Jamal Lewis	31 Att., 117 Yards
12/20/2009	at Kansas City Chiefs	Jerome Harrison	34 Att., 286 Yards
12/27/2009	vs. Oakland Raiders	Jerome Harrison	39 Att., 148 Yards
1/3/2010	vs. Jacksonville Jaguars	Jerome Harrison	33 Att., 127 Yards
9/26/2010	at Baltimore Ravens	Peyton Hillis	22 Att., 144 Yards
10/3/2010	vs. Cincinnati Bengals	Peyton Hillis	27 Att., 102 Yards
11/7/2010	vs. New England Patriots	Peyton Hillis	29 Att., 184 Yards
11/28/2010	vs. Carolina Panthers	Peyton Hillis	26 Att., 131 Yards
12/12/2010	at Buffalo Bills	Peyton Hillis	21 Att., 108 Yards
11/20/2011	vs. Jacksonville Jaguars	Chris Ogbonnaya	21 Att., 115 Yards
12/24/2011	at Baltimore Ravens	Peyton Hillis	24 Att., 112 Yards
9/16/2012	at Cincinnati Bengals	Trent Richardson*	19 Att., 109 Yards
10/28/2012	vs. San Diego Chargers	Trent Richardson*	24 Att., 122 Yards
11/4/2012	vs. Baltimore Ravens	Trent Richardson*	25 Att., 105 Yards
9/7/2014	at Pittsburgh Steelers	Terrance West*	16 Att., 100 Yards
10/5/2014	at Tennessee Titans	Ben Tate	22 Att., 124 Yards
12/13/2015	vs. San Francisco 49ers	Isaiah Crowell	20 Att., 145 yards
12/27/2015	at Kansas City Chiefs	Johnny Manziel	11 Att., 108 yards
9/18/2016	vs. Baltimore Ravens	Isaiah Crowell	18 Att., 133 Yards
10/2/2016	at Washington Redskins	Isaiah Crowell	16 Att., 120 Yards
10/23/2016	at Cincinnati Bengals	Kevin Hogan*	7 Att., 104 Yards
12/11/2016	vs. Cincinnati Bengals	Isaiah Crowell	10 Att., 113 Yards
1/1/2017	at Pittsburgh Steelers	Isaiah Crowell	19 Att., 152 Yards
12/10/2017	vs. Green Bay Packers	Isaiah Crowell	19 Att., 121 Yards
9/30/2018	at Oakland Raiders	Nick Chubb*	3 Att., 105 Yards
11/11/2018	vs. Atlanta Falcons	Nick Chubb*	20 Att., 176 Yards
12/15/2018	at Denver Broncos	Nick Chubb*	20 Att., 100 Yards
12/12/2018	vs. Cincinnati Bengals	Nick Chubb*	19 Att., 112 Yards

\*Denotes Rookie



# ALL-TIME 300-YARD PASSING GAMES

DATE	OPPONENT	PLAYER	ATT, COMP, YARDS
9/16/1950	at Philadelphia Eagles	Otto Graham	38 Att., 21 Comp., 346 Yards
10/15/1950	vs. Chicago Cardinals	Otto Graham	35 Att., 22 Comp., 369 Yards
12/10/1950	at Washington Redskins	Otto Graham	32 Att., 23 Comp., 321 Yards
10/4/1952	at Pittsburgh Steelers	Otto Graham	49 Att., 21 Comp., 401 Yards
10/4/1953	at Chicago Cardinals	Otto Graham	22 Att., 15 Comp., 310 Yards
10/10/1953	vs. Philadelphia Eagles	Otto Graham	30 Att., 20 Comp., 328 Yards
11/27/1955	at New York Giants	Otto Graham	31 Att., 17 Comp., 319 Yards
11/17/1957	at Washington Redskins	Tom O'Connell	24 Att., 16 Comp., 349 Yards
10/2/1960	vs. Pittsburgh Steelers	Milt Plum	14 Att., 10 Comp., 308 Yards
11/20/1960	at Pittsburgh Steelers	Milt Plum	37 Att., 23 Comp., 328 Yards
9/17/1961	at Philadelphia Eagles	Milt Plum	30 Att., 18 Comp., 329 Yards
10/21/1962	at St. Louis Cardinals	Jim Ninowski	29 Att., 19 Comp., 339 Yards
9/15/1963	vs. Washington Redskins	Frank Ryan	31 Att., 21 Comp., 334 Yards
12/4/1966	vs. New York Giants	Frank Ryan	27 Att., 16 Comp., 326 Yards
12/17/1966	at St. Louis Cardinals	Frank Ryan	30 Att., 17 Comp., 367 Yards
10/13/1968	vs. St. Louis Cardinals	Bill Nelsen	39 Att., 17 Comp., 312 Yards
9/27/1970	at San Francisco 49ers	Bill Nelsen	25 Att., 14 Comp., 308 Yards
11/19/1978	at Baltimore Colts	Brian Sipe	22 Att., 15 Comp., 309 Yards
9/2/1979	at New York Jets	Brian Sipe	36 Att., 21 Comp., 302 Yards
10/7/1979	vs. Pittsburgh Steelers	Brian Sipe	41 Att., 22 Comp., 351 Yards
11/18/1979	vs. Miami Dolphins	Brian Sipe	42 Att., 23 Comp., 358 Yards
11/25/1979	at Pittsburgh Steelers	Brian Sipe	38 Att., 23 Comp., 333 Yards
9/28/1980	at Tampa Bay Buccaneers	Brian Sipe	32 Att., 22 Comp., 318 Yards
10/19/1980	vs. Green Bay Packers	Brian Sipe	39 Att., 24 Comp., 391 Yards
10/26/1980	vs. Pittsburgh Steelers	Brian Sipe	46 Att., 28 Comp., 349 Yards
11/23/1980	vs. Cincinnati Bengals	Brian Sipe	36 Att., 27 Comp., 310 Yards
12/7/1980	vs. New York Jets	Brian Sipe	41 Att., 30 Comp., 340 Yards
12/21/1980	at Cincinnati Bengals	Brian Sipe	44 Att., 24 Comp., 308 Yards
9/7/1981	vs. San Diego Chargers	Brian Sipe	57 Att., 31 Comp., 375 Yards
10/25/1981	vs. Baltimore Colts	Brian Sipe	41 Att., 30 Comp., 444 Yards
12/5/1982	vs. San Diego Chargers	Brian Sipe	48 Att., 33 Comp., 338 Yards
1/2/1983	at Pittsburgh Steelers	Paul McDonald	47 Att., 22 Comp., 313 Yards
9/25/1983	at San Diego Chargers	Brian Sipe	44 Att., 27 Comp., 327 Yards
10/2/1983	vs. Seattle Seahawks	Brian Sipe	40 Att., 25 Comp., 310 Yards
10/16/1983	at Pittsburgh Steelers	Brian Sipe	49 Att., 27 Comp., 310 Yards
11/27/1983	vs. Baltimore Colts	Brian Sipe	33 Att., 20 Comp., 313 Yards
10/7/1984	vs. New England Patriots	Paul McDonald	37 Att., 23 Comp., 320 Yards
10/21/1984	at Cincinnati Bengals	Paul McDonald	47 Att., 27 Comp., 300 Yards
11/10/1986	vs. Miami Dolphins	Bernie Kosar	50 Att., 32 Comp., 401 Yards
11/23/1986	vs. Pittsburgh Steelers	Bernie Kosar	46 Att., 28 Comp., 414 Yards
1/3/1987	vs. New York Jets (playoffs)	Bernie Kosar	64 Att., 33 Comp., 489 Yards
9/13/1987	at New Orleans Saints	Bernie Kosar	39 Att., 28 Comp., 314 Yards
11/15/1987	vs. Buffalo Bills	Bernie Kosar	34 Att., 24 Comp., 346 Yards
1/17/1988	at Denver Broncos (playoffs)	Bernie Kosar	41 Att., 26 Comp., 356 Yards
10/23/1988	at Phoenix Cardinals	Bernie Kosar	43 Att., 25 Comp., 314 Yards
12/4/1988	vs. Dallas Cowboys	Bernie Kosar	27 Att., 19 Comp., 308 Yards
12/18/1988	vs. Houston Oilers	Don Strock	42 Att., 25 Comp., 326 Yards
12/10/1989	at Indianapolis Colts	Bernie Kosar	40 Att., 26 Comp., 353 Yards
10/8/1990	at Denver Broncos	Bernie Kosar	38 Att., 24 Comp., 318 Yards
12/22/1991	at Pittsburgh Steelers	Bernie Kosar	49 Att., 28 Comp., 335 Yards
11/15/1992	vs. San Diego Chargers	Mike Tomczak	32 Att., 18 Comp., 322 Yards
11/21/1993	vs. Houston Oilers	Todd Philcox	47 Att., 22 Comp., 316 Yards
12/12/1993	at Houston Oilers	Vinny Testaverde	37 Att., 19 Comp., 319 Yards
10/29/1995	at Cincinnati Bengals	Eric Zeier*	46 Att., 26 Comp., 310 Yards
12/3/1995	at San Diego Chargers	Vinny Testaverde	41 Att., 28 Comp., 303 Yards
12/24/1995	at Jacksonville Jaguars	Vinny Testaverde	45 Att., 28 Comp., 325 Yards
9/17/2000	vs. Pittsburgh Steelers	Tim Couch	31 Att., 23 Comp., 316 Yards
12/10/2000	vs. Philadelphia Eagles	Doug Pederson	40 Att., 29 Comp., 309 Yards
12/30/2001	at Tennessee Titans	Tim Couch	27 Att., 20 Comp., 336 Yards
9/8/2002	vs. Kansas City Chiefs	Kelly Holcomb	39 Att., 27 Comp., 326 Yards
9/22/2002	at Tennessee Titans	Tim Couch	50 Att., 36 Comp., 326 Yards
1/5/2003	at Pittsburgh Steelers (playoffs)	Kelly Holcomb	43 Att., 26 Comp., 429 Yards
11/16/2003	vs. Arizona Cardinals	Kelly Holcomb	35 Att., 29 Comp., 392 Yards
10/17/2004	vs. Cincinnati Bengals	Jeff Garcia	23 Att., 16 Comp., 310 Yards
11/28/2004	at Cincinnati Bengals	Kelly Holcomb	39 Att., 30 Comp., 413 Yards

\*Denotes Rookie



9/18/2005	at Green Bay Packers	Trent Dilfer	32 Att., 21 Comp., 336 Yards
9/16/2007	vs. Cincinnati Bengals	Derek Anderson	33 Att., 20 Comp., 328 Yards
11/4/2007	vs. Seattle Seahawks	Derek Anderson	48 Att., 29 Comp., 364 Yards
12/2/2007	at Arizona Cardinals	Derek Anderson	41 Att., 21 Comp., 304 Yards
10/13/2008	vs. New York Giants	Derek Anderson	29 Att., 18 Comp., 310 Yards
11/22/2009	at Detroit Lions	Brady Quinn	33 Att., 21 Comp., 304 Yards
10/2/2011	vs. Tennessee Titans	Colt McCoy	61 Att., 40 Comp., 350 Yards
9/16/2012	at Cincinnati Bengals	Brandon Weeden*	37 Att., 26 Comp., 322 Yards
9/27/2012	at Baltimore Ravens	Brandon Weeden*	52 Att., 25 Comp., 320 Yards
12/2/2012	at Oakland Raiders	Brandon Weeden*	36 Att., 25 Comp., 364 Yards
9/22/2013	at Minnesota Vikings	Brian Hoyer	54 Att., 30 Comp., 321 Yards
12/1/2013	vs. Jacksonville Jaguars	Brandon Weeden	40 Att., 24 Comp., 370 Yards
12/8/2013	at New England Patriots	Jason Campbell	44 Att., 29 Comp., 391 Yards
11/2/2014	at Tampa Bay Buccaneers	Brian Hoyer	34 Att., 21 Comp., 300 Yards
11/16/2014	vs. Houston Texans	Brian Hoyer	50 Att., 20 Comp., 330 Yards
11/23/2014	at Atlanta Falcons	Brian Hoyer	40 Att., 23 Comp., 322 Yards
9/27/2015	vs. Oakland Raiders	Josh McCown	49 Att., 28 Comp., 341 Yards
10/4/2015	at San Diego Chargers	Josh McCown	41 Att., 32 Comp., 356 Yards
10/11/2015	at Baltimore Ravens	Josh McCown	51 Att., 36 Comp., 457 Yards
11/15/2015	at Pittsburgh Steelers	Johnny Manziel	45 Att., 33 Comp., 372 Yards
10/16/2016	at Tennessee Titans	Cody Kessler*	41 Att., 26 Comp., 336 Yards
10/30/2016	vs. New York Jets	Josh McCown	49 Att., 25 Comp., 341 Yards
11/27/2016	vs. New York Giants	Josh McCown	43 Att., 25 Comp., 322 Yards
12/31/2017	at Pittsburgh Steelers	DeShone Kizer*	30 Att., 16 Comp., 314 Yards
10/7/2018	vs. Baltimore Ravens	Baker Mayfield*	43 Att., 25 Comp., 342 Yards
12/2/2018	at Houston Texans	Baker Mayfield*	43 Att., 29 Comp., 397 Yards
12/30/2018	at Baltimore Ravens	Baker Mayfield*	42 Att., 23 Comp., 376 Yards

\*Denotes Rookie

## BROWNS HONORED EACH DECADE

Since beginning play in 1946, the Browns have had at least one representative on the league's All-Decade team. The NFL All-Decade teams are chosen every 10 years by the Pro Football Hall of Fame Selection Committee members.

### BROWNS NAMED TO NFL ALL-DECADE TEAMS

Player	Team	Position	Years on Browns During Decade
Joshua Cribbs	2000s	Kick Returner	2005-09
Jamal Lewis	2000s	Running Back (2nd Team)	2007-09
Michael Bates	1990s	Kick Returner	1995
Frank Minnifield	1980s	Corner Back (2nd Team)	1984-89
Ozzie Newsome*	1980s	Tight End (2nd Team)	1980-89
Paul Warfield*	1970s	Wide Receiver (2nd Team)	1976-77
Jim Brown*	1960s	Fullback	1960-65
Gary Collins	1960s	Flanker	1962-69
Gene Hickerson*	1960s	Guard	1960-69
Leroy Kelly*	1960s	Halfback	1964-69
Len Ford*	1950s	Defensive End	1950-57
Otto Graham*	1950s	Quarterback	1950-55
Lou Groza*	1950s	Kicker	1950-59
Dante Lavelli*	1940s	Offensive End	1946-49
Marion Motley*	1940s	Fullback	1946-49
Mac Speedie	1940s	Offensive End	1946-49
Bill Wills*	1940s	Guard	1946-49

\*Denotes member of the Pro Football Hall of Fame



# ALL-TIME 100-YARD RECEIVING GAMES

DATE	OPPONENT	PLAYER	REC, YARDS
9/16/1950	at Philadelphia Eagles	Mac Speedie	7 Rec., 109 Yards
9/24/1950	at Baltimore Colts	Dante Lavelli	5 Rec., 115 Yards
10/15/1950	vs. Chicago Cardinals	Dante Lavelli	6 Rec., 131 Yards
10/15/1950	vs. Chicago Cardinals	Mac Speedie	6 Rec., 106 Yards
12/10/1950	at Washington Redskins	Dub Jones	10 Rec., 161 Yards
12/24/1950	vs. Los Angeles Rams (playoffs)	Dante Lavelli	11 Rec., 128 Yards
9/30/1951	at San Francisco 49ers	Dub Jones	5 Rec., 143 Yards
10/27/1951	vs. New York Giants	Dub Jones	7 Rec., 116 Yards
11/25/1951	vs. Chicago Bears	Mac Speedie	6 Rec., 144 Yards
10/12/1952	vs. New York Giants	Mac Speedie	8 Rec., 161 Yards
10/19/1952	at Philadelphia Eagles	Dub Jones	6 Rec., 121 Yards
11/9/1952	vs. Chicago Cardinals	Mac Speedie	11 Rec., 157 Yards
11/16/1952	vs. Pittsburgh Steelers	Dante Lavelli	6 Rec., 107 Yards
11/23/1952	vs. Philadelphia Eagles	Mac Speedie	7 Rec., 156 Yards
11/30/1952	at Washington Redskins	Dante Lavelli	5 Rec., 106 Yards
12/14/1952	at New York Giants	Harry Jagade	4 Rec., 103 Yards
10/4/1953	at Chicago Cardinals	Dante Lavelli	4 Rec., 137 Yards
10/10/1953	vs. Philadelphia Eagles	Darrel Brewster	6 Rec., 122 Yards
11/15/1953	vs. San Francisco 49ers	Dante Lavelli	6 Rec., 137 Yards
11/29/1953	vs. Chicago Cardinals	Ray Renfro	4 Rec., 105 Yards
12/6/1953	vs. New York Giants	Darrel Brewster	7 Rec., 182 Yards
12/13/1953	at Philadelphia Eagles	Darrel Brewster	5 Rec., 103 Yards
10/17/1954	at Pittsburgh Steelers	Dante Lavelli	7 Rec., 134 Yards
11/7/1954	vs. Washington Redskins	Darrel Brewster	7 Rec., 114 Yards
11/28/1954	at New York Giants	Darrel Brewster	8 Rec., 126 Yards
12/5/1954	at Washington Redskins	Dante Lavelli	5 Rec., 128 Yards
10/9/1955	vs. Philadelphia Eagles	Dante Lavelli	6 Rec., 108 Yards
10/16/1955	at Washington Redskins	Darrel Brewster	6 Rec., 109 Yards
11/27/1955	at New York Giants	Darrel Brewster	5 Rec., 107 Yards
11/27/1955	at New York Giants	Ray Renfro	5 Rec., 130 Yards
12/11/1955	vs. Chicago Cardinals	Ray Renfro	6 Rec., 110 Yards
11/11/1956	vs. Baltimore Colts	Ray Renfro	5 Rec., 100 Yards
10/13/1957	vs. Philadelphia Eagles	Darrel Brewster	4 Rec., 105 Yards
11/3/1957	vs. Washington Redskins	Darrel Brewster	5 Rec., 103 Yards
11/17/1957	at Washington Redskins	Darrel Brewster	6 Rec., 124 Yards
11/17/1957	at Washington Redskins	Ray Renfro	4 Rec., 113 Yards
11/17/1957	at Washington Redskins	Preston Carpenter	6 Rec., 112 Yards
12/1/1957	vs. Chicago Cardinals	Ray Renfro	3 Rec., 109 Yards
12/15/1957	at New York Giants	Ray Renfro	4 Rec., 130 Yards
10/5/1958	at Pittsburgh Steelers	Preston Carpenter	7 Rec., 131 Yards
10/26/1958	at Chicago Cardinals	Ray Renfro	5 Rec., 108 Yards
11/16/1958	at Washington Redskins	Preston Carpenter	4 Rec., 115 Yards
11/30/1958	vs. Washington Redskins	Ray Renfro	3 Rec., 100 Yards
10/25/1959	vs. Washington Redskins	Bobby Mitchell	3 Rec., 107 Yards
11/22/1959	vs. Pittsburgh Steelers	Ray Renfro	5 Rec., 161 Yards
10/2/1960	vs. Pittsburgh Steelers	Rich Kreitling	3 Rec., 157 Yards
11/20/1960	at Pittsburgh Steelers	Gern Nagler	10 Rec., 177 Yards
12/15/1960	at New York Giants	Bobby Mitchell	9 Rec., 133 Yards
9/17/1961	at Philadelphia Eagles	Ray Renfro	4 Rec., 104 Yards
10/15/1961	vs. Green Bay Packers	Ray Renfro	7 Rec., 100 Yards
11/26/1961	vs. New York Giants	Ray Renfro	7 Rec., 166 Yards
10/27/1962	at St. Louis Cardinals	Ray Renfro	6 Rec., 152 Yards
12/2/1962	at Dallas Cowboys	Rich Kreitling	7 Rec., 125 Yards
9/15/1963	vs. Washington Redskins	Jim Brown	3 Rec., 100 Yards
12/1/1963	at St. Louis Cardinals	Gary Collins	4 Rec., 100 Yards
12/27/1964	vs. Baltimore Colts (playoffs)	Gary Collins	5 Rec., 130 Yards
9/20/1964	vs. St. Louis Cardinals	Gary Collins	6 Rec., 105 Yards
10/4/1964	vs. Dallas Cowboys	Paul Warfield*	5 Rec., 123 Yards
11/22/1964	at Green Bay Packers	Paul Warfield*	7 Rec., 126 Yards
12/12/1964	at New York Giants	Paul Warfield*	5 Rec., 103 Yards
9/26/1965	vs. St. Louis Cardinals	Gary Collins	6 Rec., 116 Yards
10/24/1965	at New York Giants	Gary Collins	3 Rec., 121 Yards
10/31/1965	vs. Minnesota Vikings	Gary Collins	4 Rec., 116 Yards
11/7/1965	vs. Philadelphia Eagles	Gary Collins	8 Rec., 128 Yards
11/14/1965	vs. New York Giants	Emie Green	7 Rec., 160 Yards
12/4/1966	vs. New York Giants	Gary Collins	5 Rec., 120 Yards
12/17/1966	at St. Louis Cardinals	Paul Warfield	6 Rec., 161 Yards
12/17/1966	at St. Louis Cardinals	Gary Collins	5 Rec., 126 Yards
10/1/1967	at New Orleans Saints	Paul Warfield	4 Rec., 107 Yards
10/22/1967	vs. Chicago Bears	Gary Collins	7 Rec., 106 Yards
10/29/1967	at New York Giants	Paul Warfield	5 Rec., 126 Yards
10/13/1968	vs. St. Louis Cardinals	Milt Morin	8 Rec., 151 Yards
11/10/1968	vs. New Orleans Saints	Paul Warfield	5 Rec., 107 Yards
11/10/1968	vs. New Orleans Saints	Leroy Kelly	3 Rec., 104 Yards
11/17/1968	at Pittsburgh Steelers	Milt Morin	5 Rec., 103 Yards
11/24/1968	vs. Philadelphia Eagles	Milt Morin	2 Rec., 108 Yards
12/1/1968	vs. New York Giants	Paul Warfield	6 Rec., 137 Yards
12/8/1968	at Washington Redskins	Milt Morin	6 Rec., 133 Yards

STAFF

PLAYERS

2018 SEASON

HISTORY

RECORDS

GAME DAY



DATE	OPPONENT	PLAYER	REC, YARDS
12/14/1968	at St. Louis Cardinals	Paul Warfield	3 Rec., 104 Yards
10/5/1969	vs. Detroit Lions	Paul Warfield	7 Rec., 106 Yards
10/18/1969	vs. Pittsburgh Steelers	Gary Collins	7 Rec., 103 Yards
11/2/1969	vs. Dallas Cowboys	Milt Morin	7 Rec., 101 Yards
11/16/1969	at Pittsburgh Steelers	Paul Warfield	5 Rec., 132 Yards
11/30/1969	at Chicago Bears	Gary Collins	6 Rec., 126 Yards
12/14/1969	at St. Louis Cardinals	Paul Warfield	4 Rec., 119 Yards
9/27/1970	at San Francisco 49ers	Fair Hooker	4 Rec., 157 Yards
11/22/1970	vs. Houston Oilers	Chip Glass	3 Rec., 102 Yards
10/10/1971	vs. Pittsburgh Steelers	Milt Morin	8 Rec., 126 Yards
11/14/1971	at Kansas City Chiefs	Frank Pitts	5 Rec., 129 Yards
12/5/1971	vs. Cincinnati Bengals	Frank Pitts	5 Rec., 103 Yards
10/1/1972	vs. Cincinnati Bengals	Frank Pitts	4 Rec., 105 Yards
10/27/1974	vs. Denver Broncos	Hugh McKinnis	6 Rec., 111 Yards
11/23/1975	vs. Cincinnati Bengals	Greg Pruitt	7 Rec., 106 Yards
12/14/1975	vs. Kansas City Chiefs	Reggie Rucker	6 Rec., 130 Yards
10/3/1976	vs. Cincinnati Bengals	Reggie Rucker	9 Rec., 141 Yards
11/13/1977	at Pittsburgh Steelers	Reggie Rucker	4 Rec., 104 Yards
9/3/1978	vs. San Francisco 49ers	Reggie Rucker	3 Rec., 113 Yards
11/5/1978	at Houston Oilers	Ozzie Newsome*	4 Rec., 124 Yards
11/19/1978	at Baltimore Colts	Reggie Rucker	6 Rec., 123 Yards
11/19/1978	at Baltimore Colts	Calvin Hill	3 Rec., 113 Yards
9/2/1979	at New York Jets	Dave Logan	6 Rec., 115 Yards
11/4/1979	at Philadelphia Eagles	Reggie Rucker	5 Rec., 106 Yards
11/18/1979	vs. Miami Dolphins	Reggie Rucker	9 Rec., 177 Yards
11/25/1979	at Pittsburgh Steelers	Dave Logan	7 Rec., 135 Yards
9/21/1980	vs. Kansas City Chiefs	Charles White*	7 Rec., 100 Yards
10/26/1980	vs. Pittsburgh Steelers	Dave Logan	8 Rec., 131 Yards
12/7/1980	vs. New York Jets	Reggie Rucker	5 Rec., 108 Yards
10/11/1981	at Pittsburgh Steelers	Ozzie Newsome	5 Rec., 120 Yards
10/18/1981	vs. New Orleans Saints	Greg Pruitt	7 Rec., 113 Yards
10/25/1981	vs. Baltimore Colts	Greg Pruitt	9 Rec., 104 Yards
12/20/1981	at Seattle Seahawks	Dave Logan	5 Rec., 101 Yards
9/19/1982	vs. Philadelphia Eagles	Ozzie Newsome	8 Rec., 122 Yards
12/5/1982	vs. San Diego Chargers	Ozzie Newsome	10 Rec., 140 Yards
1/2/1983	at Pittsburgh Steelers	Ozzie Newsome	9 Rec., 123 Yards
1/2/1983	at Pittsburgh Steelers	Ricky Feacher	7 Rec., 109 Yards
1/8/1983	at Los Angeles Raiders (playoffs)	Ricky Feacher	4 Rec., 124 Yards
9/25/1983	at San Diego Chargers	Dave Logan	8 Rec., 121 Yards
10/16/1983	at Pittsburgh Steelers	Ozzie Newsome	9 Rec., 103 Yards
11/27/1983	vs. Baltimore Colts	Ozzie Newsome	8 Rec., 108 Yards
9/16/1984	vs. Denver Broncos	Dunel Harris	5 Rec., 104 Yards
10/7/1984	vs. New England Patriots	Dunel Harris	8 Rec., 136 Yards
10/14/1984	vs. New York Jets	Ozzie Newsome	14 Rec., 191 Yards
11/25/1984	vs. Houston Oilers	Ozzie Newsome	10 Rec., 102 Yards
10/6/1985	vs. New England Patriots	Brian Brennan	7 Rec., 104 Yards
10/13/1985	at Houston Oilers	Clarence Weathers	3 Rec., 146 Yards
9/14/1986	at Houston Oilers	Reggie Langhorne	3 Rec., 115 Yards
10/5/1986	at Pittsburgh Steelers	Reggie Langhorne	4 Rec., 108 Yards
11/23/1986	vs. Pittsburgh Steelers	Webster Slaughter*	6 Rec., 134 Yards
12/21/1986	vs. San Diego Chargers	Brian Brennan	7 Rec., 176 Yards
1/3/1987	vs. New York Jets (playoffs)	Ozzie Newsome	6 Rec., 114 Yards
10/18/1987	at Cincinnati Bengals	Brian Brennan	10 Rec., 139 Yards
12/13/1987	vs. Cincinnati Bengals	Webster Slaughter	5 Rec., 119 Yards
12/20/1987	at Los Angeles Raiders	Webster Slaughter	7 Rec., 115 Yards
1/17/1988	at Denver Broncos (playoffs)	Earnest Byner	7 Rec., 120 Yards
10/30/1988	vs. Cincinnati Bengals	Clarence Weathers	7 Rec., 140 Yards
12/18/1988	vs. Houston Oilers	Webster Slaughter	6 Rec., 136 Yards
10/15/1989	vs. Pittsburgh Steelers	Webster Slaughter	7 Rec., 106 Yards
10/23/1989	vs. Chicago Bears	Webster Slaughter	8 Rec., 186 Yards
10/29/1989	vs. Houston Oilers	Webster Slaughter	4 Rec., 184 Yards
12/10/1989	at Indianapolis Colts	Webster Slaughter	6 Rec., 152 Yards
12/17/1989	vs. Minnesota Vikings	Reggie Langhorne	6 Rec., 140 Yards
1/6/1990	vs. Buffalo Bills (playoffs)	Webster Slaughter	3 Rec., 114 Yards
10/8/1990	at Denver Broncos	Webster Slaughter	7 Rec., 123 Yards
11/18/1990	vs. Houston Oilers	Webster Slaughter	6 Rec., 104 Yards
12/30/1990	at Cincinnati Bengals	Webster Slaughter	6 Rec., 115 Yards
9/15/1991	vs. Cincinnati Bengals	Webster Slaughter	8 Rec., 107 Yards
11/3/1991	at Cincinnati Bengals	Webster Slaughter	5 Rec., 107 Yards
11/17/1991	at Houston Oilers	Leroy Hoard	10 Rec., 107 Yards
12/22/1991	at Pittsburgh Steelers	Webster Slaughter	11 Rec., 138 Yards
9/20/1992	at Los Angeles Raiders	Eric Metcalf	5 Rec., 177 Yards
11/15/1992	vs. San Diego Chargers	Lawyer Tillman	8 Rec., 148 Yards
9/13/1993	vs. San Francisco 49ers	Michael Jackson	5 Rec., 105 Yards
10/24/1993	vs. Pittsburgh Steelers	Michael Jackson	2 Rec., 106 Yards
11/21/1993	vs. Houston Oilers	Mark Carrier	7 Rec., 123 Yards
12/12/1993	at Houston Oilers	Eric Metcalf	5 Rec., 101 Yards
1/2/1994	at Pittsburgh Steelers	Mark Carrier	4 Rec., 118 Yards
9/18/1994	vs. Arizona Cardinals	Derrick Alexander*	6 Rec., 136 Yards
10/2/1994	vs. New York Jets	Derrick Alexander*	7 Rec., 105 Yards



DATE	OPPONENT	PLAYER	REC, YARDS
12/4/1994	vs. New York Giants	Derrick Alexander*	7 Rec., 171 Yards
11/1/1995	vs. New England Patriots (playoffs)	Michael Jackson	7 Rec., 122 Yards
9/3/1995	at New England Patriots	Michael Jackson	7 Rec., 157 Yards
10/2/1995	vs. Buffalo Bills	Andre Rison	6 Rec., 126 Yards
10/22/1995	vs. Jacksonville Jaguars	Rico Smith	6 Rec., 106 Yards
10/29/1995	at Cincinnati Bengals	Andre Rison	7 Rec., 173 Yards
11/19/1995	vs. Green Bay Packers	Keenan McCardell	4 Rec., 102 Yards
12/24/1995	at Jacksonville Jaguars	Michael Jackson	7 Rec., 130 Yards
10/3/1999	vs. New England Patriots	Kevin Johnson*	6 Rec., 131 Yards
12/12/1999	at Cincinnati Bengals	Kevin Johnson*	7 Rec., 135 Yards
12/19/1999	vs. Jacksonville Jaguars	Darrin Chiaverini*	10 Rec., 108 Yards
10/1/2000	vs. Baltimore Ravens	David Patten	7 Rec., 113 Yards
10/29/2000	vs. Cincinnati Bengals	Kevin Johnson	6 Rec., 102 Yards
10/14/2001	at Cincinnati Bengals	Kevin Johnson	8 Rec., 153 Yards
11/25/2001	vs. Cincinnati Bengals	Kevin Johnson	6 Rec., 113 Yards
9/8/2002	vs. Kansas City Chiefs	Quincy Morgan	9 Rec., 151 Yards
10/6/2002	vs. Baltimore Ravens	Dennis Northcutt	8 Rec., 165 Yards
12/8/2002	at Jacksonville Jaguars	Quincy Morgan	3 Rec., 118 Yards
1/5/2003	at Pittsburgh Steelers (playoffs)	Kevin Johnson	4 Rec., 140 Yards
9/21/2003	at San Francisco 49ers	Kevin Johnson	11 Rec., 109 Yards
11/16/2003	vs. Arizona Cardinals	Andre' Davis	7 Rec., 117 Yards
11/16/2003	vs. Arizona Cardinals	Quincy Morgan	5 Rec., 116 Yards
12/14/2003	at Denver Broncos	Dennis Northcutt	3 Rec., 115 Yards
10/10/2004	at Pittsburgh Steelers	Andre Davis	5 Rec., 101 Yards
10/17/2004	vs. Cincinnati Bengals	Lee Suggs	5 Rec., 100 Yards
11/28/2004	at Cincinnati Bengals	Antonio Bryant	8 Rec., 131 Yards
12/5/2004	vs. New England Patriots	Antonio Bryant	7 Rec., 115 Yards
12/26/2004	at Miami Dolphins	Dennis Northcutt	4 Rec., 114 Yards
9/11/2005	vs. Cincinnati Bengals	Frisman Jackson	8 Rec., 128 Yards
9/18/2005	at Green Bay Packers	Braylon Edwards*	3 Rec., 107 Yards
9/18/2005	at Green Bay Packers	Steve Heiden	6 Rec., 104 Yards
1/1/2006	vs. Baltimore Ravens	Antonio Bryant	9 Rec., 123 Yards
9/17/2006	at Cincinnati Bengals	Braylon Edwards	4 Rec., 110 Yards
9/24/2006	vs. Baltimore Ravens	Braylon Edwards	5 Rec., 116 Yards
11/19/2006	vs. Pittsburgh Steelers	Braylon Edwards	7 Rec., 137 Yards
12/7/2006	at Pittsburgh Steelers	Joe Jurevicius	7 Rec., 111 Yards
9/16/2007	vs. Cincinnati Bengals	Kellen Winslow	6 Rec., 100 Yards
9/16/2007	vs. Cincinnati Bengals	Braylon Edwards	8 Rec., 146 Yards
10/7/2007	at New England Patriots	Braylon Edwards	6 Rec., 110 Yards
10/28/2007	at St. Louis Rams	Braylon Edwards	8 Rec., 117 Yards
11/4/2007	vs. Seattle Seahawks	Kellen Winslow	11 Rec., 125 Yards
11/25/2007	vs. Houston Texans	Kellen Winslow	10 Rec., 107 Yards
12/2/2007	at Arizona Cardinals	Braylon Edwards	7 Rec., 149 Yards
10/13/2008	vs. New York Giants	Braylon Edwards	5 Rec., 154 Yards
11/17/2008	at Buffalo Bills	Braylon Edwards	8 Rec., 104 Yards
12/15/2008	at Philadelphia Eagles	Braylon Edwards	5 Rec., 102 Yards
10/4/2009	vs. Cincinnati Bengals	Mohamed Massaquoi*	8 Rec., 148 Yards
11/22/2009	at Detroit Lions	Mohamed Massaquoi*	5 Rec., 115 Yards
12/5/2010	at Miami Dolphins	Benjamin Watson	10 Rec., 100 Yards
12/18/2011	at Arizona Cardinals	Greg Little*	5 Rec., 131 Yards
12/2/2012	at Oakland Raiders	Josh Gordon*	6 Rec., 116 Yards
9/8/2013	vs. Miami Dolphins	Jordan Cameron	9 Rec., 108 Yards
9/22/2013	at Minnesota Vikings	Josh Gordon	10 Rec., 146 Yards
10/13/2013	vs. Detroit Lions	Josh Gordon	7 Rec., 126 Yards
10/27/2013	at Kansas City Chiefs	Josh Gordon	5 Rec., 132 Yards
11/3/2013	vs. Baltimore Ravens	Greg Little	7 Rec., 122 Yards
11/17/2013	at Cincinnati Bengals	Josh Gordon	5 Rec., 125 Yards
11/24/2013	vs. Pittsburgh Steelers	Josh Gordon	14 Rec., 237 Yards
12/1/2013	vs. Jacksonville Jaguars	Josh Gordon	10 Rec., 261 Yards
12/8/2013	at New England Patriots	Jordan Cameron	9 Rec., 121 Yards
12/8/2013	at New England Patriots	Josh Gordon	7 Rec., 151 Yards
10/12/2014	vs. Pittsburgh Steelers	Jordan Cameron	3 Rec., 102 Yards
10/19/2014	at Jacksonville Jaguars	Andrew Hawkins	5 Rec., 112 Yards
11/23/2014	at Atlanta Falcons	Josh Gordon	8 Rec., 120 Yards
9/20/2015	vs. Tennessee Titans	Travis Benjamin	3 Rec., 115 Yards
9/27/2015	vs. Oakland Raiders	Gary Barnidge	6 Rec., 105 Yards
10/11/2015	at Baltimore Ravens	Gary Barnidge	8 Rec., 139 Yards
10/18/2015	vs. Denver Broncos	Travis Benjamin	9 Rec., 117 Yards
10/25/2015	at St. Louis Rams	Gary Barnidge	6 Rec., 101 Yards
11/15/2015	at Pittsburgh Steelers	Travis Benjamin	7 Rec., 113 Yards
12/13/2015	vs. San Francisco 49ers	Brian Hartline	8 Rec., 107 Yards
9/18/2016	vs. Baltimore Ravens	Corey Coleman*	5 Rec., 104 Yards
9/25/2016	at Miami Dolphins	Terrelle Pryor Sr.	8 Rec., 144 Yards
10/30/2016	vs. New York Jets	Terrelle Pryor Sr.	6 Rec., 101 Yards
11/27/2016	vs. New York Giants	Terrelle Pryor Sr.	6 Rec., 131 Yards
12/31/2017	at Pittsburgh Steelers	Josh Gordon	4 Rec., 115 Yards
9/9/2018	vs. Pittsburgh Steelers	Jarvis Landry	7 Rec., 106 Yards
9/20/2018	vs. New York Jets	Jarvis Landry	8 Rec., 103 Yards
12/2/2018	at Houston Texans	Jarvis Landry	6 Rec., 103 Yards
12/30/2018	at Baltimore Ravens	Jarvis Landry	5 Rec., 102 Yards

\*Denotes Rookie





**GAME DAY**



## FIRSTENERGY STADIUM, HOME OF THE CLEVELAND BROWNS



FirstEnergy Stadium is home not only to a storied football franchise but also to a dedicated, passionate group of people who are the world's greatest fans. At FirstEnergy Stadium, fans take pride in supporting their team in a safe, enthusiastic and family-oriented atmosphere. This special combination of sportsmanship and exhilaration makes Sunday afternoons with the Browns a memorable experience.

FirstEnergy Stadium was built on the hallowed ground of the old Municipal Stadium. The lakefront is home of the Cleveland Browns, where the legendary Coach Paul Brown established Cleveland's first football dynasty in the 1940s and 16 Cleveland Browns established their credentials for induction into the Pro Football Hall of Fame in Canton. In 2010, the team's Pro Football Hall of Fame enshrinees were further honored by the unveiling of their names in the Ring of Honor, which recognizes their contributions to the Cleveland Browns organization. The names of these 16 greats are now permanently displayed on the facade of the stadium's upper deck, while Joe Thomas' historic consecutive offensive snaps played streak was recognized when "10,363" was added to the Ring of Honor and unveiled in 2018.

FirstEnergy Stadium is a celebration of the city's renaissance, drawing people to the lakefront every day. The crown jewel of the North Coast Harbor, FirstEnergy Stadium is located next to the Rock & Roll Hall of Fame and the Great Lakes Science Center. While on the south side of the stadium, fans can grab items to represent their favorite team at the Pro Shop, where all of the team's net proceeds from purchases within the location are then donated to benefit the Northeast Ohio community.

## NOT JUST FOR BROWNS GAMES

FirstEnergy Stadium also plays host to various major events and is available for private functions such as wedding receptions, proms, holiday parties and business luncheons. In 2017 and 2019, the stadium played host to international soccer doubleheaders featuring the U.S. Men's National Team during the Concacaf Gold Cup. Last year, FirstEnergy Stadium welcomed the U.S. Soccer Women's National Team for a friendly against China PR, as well as two major stadium tours – Taylor Swift's reputation tour and the JAY-Z and Beyoncé OTR II tour.


In 2017, the facility also hosted a U2 concert. On June 5, 2016, the stadium welcomed the U.S. Soccer Women's National Team for the second leg of a two-game friendly series against Japan.

In 2015, FirstEnergy Stadium welcomed One Direction and Luke Bryan for top-notch concerts. In 2012, "The Brothers of the Sun Tour," featuring Kenny Chesney and Tim McGraw, came to FirstEnergy Stadium. The stadium has also played host to Kenny Chesney concerts in 2007 and 2008, as well as The Three Tenors (2000), George Strait (2000) and \*NSYNC (2001).



On May 29, 2013, the U.S. Men's National Team hosted Belgium for the first international soccer match at the stadium since 2006. On six occasions since 2005, the High School Charity Games have been staged at FirstEnergy Stadium, showcasing some of the top area high school football talent. College football has been a regular on FirstEnergy Stadium's docket. On September 21, 2013, Tuskegee University and Winston Salem State University squared off in the Third Annual Cleveland Classic HBCU football game. From 2006-2013, a college game was played at the stadium each year except 2010.

## FIRSTENERGY STADIUM RENOVATION, 2014-2015




In 2015, the Browns completed a two-year, \$125 million modernization project that was launched by Dee and Jimmy Haslam in 2013. The Browns, with the City of Cleveland and Mayor Frank Jackson's support, now provide the team and its fans a top-tier NFL facility, one with a significant home-field advantage charged by the Dawg Pound.

"This renovation is a result of wanting to create the best fan experience in the NFL, and also to create a venue to attract other world-class events at FirstEnergy Stadium," said Jimmy Haslam. "We realize the transformative opportunity of this investment for the City of Cleveland. We're excited to reward our fans and the community with the experience they deserve."

All facets of the renovation were incorporated with the mission to provide Browns fans an enhanced in-game experience, while also improving the team's home-field advantage, bolstered by the NFL's most loyal and passionate fan base.

In 2015, the modernization revitalized the look and feel of the stadium's external and internal features, creating a vibrant environment that highlights Cleveland and the Browns' illustrious history. In addition to upgrading lighting, signage and way-finding throughout the concourses, high-definition graphics inside and outside the stadium now depict current players, Browns legends, the historic Dawg Pound and the best fans in the league.

During Phase II, the Browns also increased the availability of Cleveland chef partner options and general concessions for all fans, focusing on Cleveland tastes. Renovated dining locations and upgraded food and beverage amenities were added, including new concepts and offerings, in addition to modernized facades, signage,






menu boards and way-finding throughout the stadium. All 35 permanent concession stands were remodeled. Prior to the end of the 2015 season, the team installed and fully optimized a new WiFi system to offer fans increased access through their mobile devices, including to track stats and scores across the league and additional team information through the Browns Mobile App.

In an effort to further highlight the team's connection to Cleveland and its thriving food scene, celebrity chef concepts including Michael Symon's B Spot and Rocco Whalen's Great Lakes Cheesesteaks are now featured in the 100 and 500 levels of the stadium.

The Browns began their food and beverage transformation through an expanded partnership with Aramark, which in 2014 became FirstEnergy Stadium's general concessionaire after serving as the facility's premium dining and catering company since 2012. During Phase I, the team incorporated menu items from many of Cleveland's award-winning chefs that previously were only available in premium areas. The first stage of the renovation created new stands in general concession locations, highlighted by Symon's B Spot in the west end zone and a new concept from Whalen, Great Lakes Cheesesteaks, in the east end zone.

In the second phase, the team also modernized premium areas, including upgrading all club seats and suites, while adding more top-level entertainment areas. A field-level hospitality location has been constructed opposite of the Browns' locker room, while the Grille Club, north and south clubs and upper- and lower-level suites were restructured and refurbished, with every facet of each area receiving fresh upgrades.



### FIRSTENERGY STADIUM VIDEO BOARD QUICK FACTS

- Approximately 6,900 square feet, nearly triple the size of the old units
- Built by Daktronics
- 15HD pixel layout
- Measure 40 feet x 192 feet – 192 feet across the top, 178 feet across the middle, 132 feet across the middle
- Equivalent in size to 645 60-inch HD television sets
- Comparable in size to the avg. U.S. home (2,200 square feet), plus a full-size basketball court (4,700 square feet)
- 32 feet lower and 56 feet closer to the field

During Phase I, the Browns installed two new angled video boards that measure approximately 6,900 square feet, nearly triple the size of the old units. The boards, which are equivalent in size to 645 60-inch HD televisions, are 32 feet lower and 56 feet closer to the field, further enhancing their impact on all fans' viewing experience. New LED video boards, which feature stats, scores and information, as well as new and upgraded LED ribbon boards, were installed throughout the stadium.



The new video elements are complemented by an entirely new audio system, delivering crisper, clearer audio throughout the stadium. The main bowl's system was entirely replaced with best-in-class audio equipment, and is supported by additional speaker locations throughout the complex that improved clarity to previously shadowed areas. With the new video and audio systems, the Browns have incorporated state-of-the-art technologies that impress fans with high-level scoreboard programming and concert-quality sound.

In 2014, the project also increased the lower bowl's seating capacity while improving sightlines. Many Browns fans are now seated closer to the field and observe dramatically better views of the game, fostering a more intimate environment while enhancing the team's home-field advantage. In addition to creating more prime locations for fans, the Browns expanded ADA seating in the project's first phase.

Easing in-stadium access for fans was another priority in the renovation's initial stage. Two escalators were installed in both the east and west end zones to ensure the most fluid, convenient movement in and between stadium levels. There are now 12 escalators that provide access to stadium concourses, including direct access to the 300 and 500 levels.

For the first time in 2014, FirstEnergy Stadium featured fan decks that host unique engagement areas in both end zones. Each deck offers a special in-stadium viewing experience, with fans gaining access to new locations and activations while still being able to watch the game live.



## CLEVELAND BROWNS TRAINING AND ADMINISTRATIVE COMPLEX

The Cleveland Browns Training Facility is located in Berea, Ohio, where it sits on 13 acres of land. The building originally opened in August of 1991 and has undergone many renovations since its debut. The 115,000 square foot building has two floors, both of which have been renovated in recent years.

Prior to the 2016 season, the Browns made significant upgrades to the building's exterior and interior, focusing primarily on improving player areas to provide the team's coaches and players with best-in-class resources, by adding 25,000 square feet and renovating an additional 25,000 square feet of the facility. In addition to increasing the size of office and meeting spaces, Cleveland redesigned the locker room, player meeting rooms, player lounge, cafeteria and training room, including the installation of a lap pool and new hot and cold tubs.

During the 2013 offseason, the facility's second floor underwent a 36,000 square foot renovation. The new





space boasts an open floor plan and was designed to create a vibrant, energetic and collaborative space for the club's football and business operations. The new space houses a state-of-the-art media studio where radio and television production take place in house.

Connected to the facility is the team's 60,000 square foot indoor field house. The facility also hosts four regulation-size natural grass practice fields ideal for year-round football operations, including the club's training camp.

The Cleveland Browns and City of Berea agreed to a lease amendment that guarantees the team's facility will remain in Berea through at least 2028.



## CLEVELAND BROWNS TRAINING CAMP HISTORY

The Browns Training and Administrative Complex will host 2019 Browns training camp, which marks the 25th time (1992-95, 1999-2019) the team will have conducted training camp at the facility. Training camp is in association with Discount Drug Mart.


Bowling Green State University.....	1946-51
Hiram College.....	1952-74
Kent State University.....	1975-81
Lakeland Community College.....	1982-91
Berea .....	1992-95, 1999-2019



## CLEVELAND BROWNS LOGO HISTORY

The Cleveland Browns have had six primary logos during the team's history, the most recent of which was introduced prior to the 2015 season. Complementing the iconic helmet logo, the team has also used various secondary marks throughout its history, including ones to celebrate the Dawg Pound, the team's return to Cleveland in 1999 and other anniversaries.



A black and white photograph of a person's arm in a cast, with a hand being held. A kettlebell is visible in the foreground. The background is dark and textured.

# TAKING CARE OF THE **BROWNS.** TAKING CARE OF **YOU.**

1-866-UH4-CARE  
[UHhospitals.org](http://UHhospitals.org)



University  
Hospitals



THE OFFICIAL HEALTH CARE PARTNER OF THE  
**CLEVELAND BROWNS**





# NEW SEASON. RENEWED ENERGY.

Share your energy on social media with [#BestFanEnergy](#)

**FirstEnergy**<sup>®</sup>