

BRONCOS 1977

1977 Denver Broncos Media Guide

1977 Denver Broncos Schedule	2
------------------------------------	---

ADMINISTRATION

Club Directory	4
Board of Directors, Rocky Mountain Empire Sports	5
Gerald H. Phipps, Chairman	6
Allan R. Phipps, President	6
Fred Gehrke, Vice President-General Manager	8
Head Coach Robert (Red) Miller	9
Coaching Staff	10
Administrative Staff	13

THE 1977 SEASON

A Quick Glance	17
Red Miller Says	18
Position-by-Position	19
Veteran Player Profiles	22
Rookies, First-Year Players Profiles	50
Veteran Roster Analysis	57
Veteran Roster	58
Rookie Roster	60
Depth Chart	62
1977 Opponents	64
1977 NFL Schedule	65
1977 NFL Pre-Season Schedule	68

THE 1976 SEASON

Official Statistics	70
Broncos Departmental Leaders	74
How the Broncos Ranked	74
Game-by-Game Summaries	76
Final 1976 NFL Standings	83
1976 NFL Attendance	84

HISTORY AND RECORDS

Notable Performances	86
All-Time Scores	90
Coaching History	95
Attendance Marks	96
Statistical History	97
Records	101
Player History	117
Historical Highlights	125
Championship Play	131

MISCELLANEOUS

National Football League Personnel, 134; NFL Public Relations Directors, 134; Important Player Personnel Dates, 135; Mile High Stadium, 137; Prescription Athletic Turf, 138; Scheduling, 140; Training Camp, 141; Retired Numbers, 141; Pronunciation Guide, 141; Half-time Schedule, 141; Broncos Road Homes, 142; Quarterback Club, 142; Red Miller Show, 142; Pre-Season Television, 142; Bronco Radio Network, 142; Broncos Media Contacts, 143; Media Information, 144.

ON THE COVER

The cover of the 1977 Denver Broncos Media Guide is the work of Joe Barros, staff artist for the Empire Magazine of the Denver Post. Pictured, from left: Barney Chavous (79), Tom Jackson (57), Billy Thompson (36), Rubin Carter (68), Louis Wright (20), Lyle Alzado (77), Bob Swenson (51), Randy Gradishar (53) and Joe Rizzo (59).

DENVER BRONCOS 1977 SCHEDULE

Pre-Season

Date	Opponent	Starting Time
Aug. 5	BALTIMORE	7 p.m.
Aug. 13	ST. LOUIS	7 p.m.
Aug. 20	at Atlanta	7 p.m.
Aug. 28	at Philadelphia	8 p.m.
Sept. 2	at Seattle	7:30 p.m.
Sept. 10	at San Francisco	6 p.m.

Regular Season

Date	Opponent	Starting Time
Sept. 18	ST. LOUIS	2 p.m.
Sept. 25	BUFFALO	2 p.m.
Oct. 2	at Seattle	1 p.m.
Oct. 9	KANSAS CITY	2 p.m.
Oct. 16	at Oakland	1 p.m.
Oct. 23	at Cincinnati	1 p.m.
Oct. 30	OAKLAND	2 p.m.
Nov. 6	PITTSBURGH	2 p.m.
Nov. 13	at San Diego	1 p.m.
Nov. 20	at Kansas City	1 p.m.
Nov. 27	BALTIMORE	2 p.m.
Dec. 4	at Houston	1 p.m.
Dec. 11	SAN DIEGO	2 p.m.
Dec. 18	at Dallas	1 p.m.

All Times Local

Home Games (Mile High Stadium) Capitalized

The Denver Broncos

Executive Offices

5700 Logan Street
Denver, Colorado 80216
Telephone: (303) 623-8778

Training Camp (through Aug. 4)

Corbett Hall
Colorado State University
Fort Collins, Colorado 80251
Telephone: (303) 623-3035 (Denver line)
(303) 493-4882 (Fort Collins line)

Ticket Office

Denver Mile High Stadium
1900 Eliot Street
Denver, Colorado 80204
Telephone: (303) 433-7466



ADMINISTRATION

BRONCO DIRECTORY

Board of Directors


Chairman, Board of Directors	Gerald H. Phipps
President	Allan R. Phipps
Vice Presidents	Fred Gehrke, James H. Burris
Secretary	Richard S. Kitchen, Sr.

Administrative Staff

General Manager	Fred Gehrke
Director of Player Personnel	Carroll Hardy
Director of Public Relations	Bob Peck
Ticket Manager	Gail Stuckey
Director of Pro Scouting	Richard (Doc) Urlich
Corporate Treasurer	Dave Diehl
Assistant Director of Public Relations and Director of Promotions	Dave Frei
Trainer	Allen Hurst
Equipment Manager	Larry Elliott
Assistant to the General Manager	Bill Goldy
Assistant Trainer	Steve Antonopoulos
Assistant Equipment Manager	Ronnie Bill
Assistant Ticket Manager	Betty Combs
Administrative Assistant	Joanne Parker
Administrative Assistant	Yolanda Saltus
Accountant	Lorrie Carpino
Secretaries	Lorraine Dieleman, Oneta Brame
Ticket Office Staff	Emma Bobo, Bertie Kanka
Data Processing	Jim Clark
Scouts	Mac Speedie, Bernie Reid, Jack Hennemier, Bill Daddio, Hugh Davidson, Hank Johnson, Jack Wirth
Special Assignments Scout	Charley Johnson
Team Physicians	Dr. Richard D. Talbott, Dr. James P. McElhinney

Coaching Staff

Head Coach	Robert (Red) Miller (Western Illinois, 1950)
Defensive Coordinator	Joe Collier (Northwestern, 1954)
Defensive Line	Stan Jones (Maryland, 1953)
Linebackers	Myrel Moore (Cal-Davis, 1958)
Defensive Backs	Bob Gambold (Washington State, 1951)
Offensive Backfield	Paul Roach (Black Hills State, 1952)
Offensive Line	Ken Gray (Howard Payne, 1958)
Wide Receivers	Fran Polsfoot (Washington State, 1950)
Quarterbacks	Vito (Babe) Parilli (Kentucky, 1952)
Special Teams	Marv Braden (SW Missouri State, 1960)



BOARD OF DIRECTORS

From left: President Allan R. Phipps; Chairman of the Board Gerald H. Phipps; Vice President Fred Gehrke, General Manager, Denver Broncos; Vice President Jim Burris, General Manager, Denver Bears; Secretary Richard S. Kitchen, Sr.

BOARD OF DIRECTORS, ROCKY MOUNTAIN EMPIRE SPORTS

GERALD H. PHIPPS Chairman of the Board

For Gerald H. Phipps it has been a gratifying 30 years on the Rocky Mountain sports scene.

Under the guidance of Phipps and his brother, Allan, the Denver Broncos have taken off from their less-than-auspicious beginnings in the old American Football League to become one of the most stable franchises in the National Football League. With the success of the Broncos illustrating Denver's willingness and ability to support an NFL team, the doors were opened for major league teams in other sports to set up shop in the Mile High City.

In 1961, one year after professional football arrived in Denver with an AFL franchise, Phipps became a major owner and assumed duties as Chairman of the Board of Rocky Mountain Empire Sports, Inc. Four years later, he and his brother became virtually the sole owners of the club.

Phipps' involvement in the Denver sports world began in 1947 when he became part of the organization that brought the Bears to Denver as members of baseball's old Western League. In the years immediately following the move, the Bears set minor league attendance records that stood unchallenged for many years.

Born March 4, 1915, in Denver to Lawrence C. and Margaret Rogers Phipps, he received his bachelor's degree from Williams College in 1936. He then went to work for the Denver & Rio Grande Western Railroad until he entered the Navy in May, 1942.

Following his separation from the service in 1945, he was employed by a general contracting firm in Denver until 1952, when he formed his present company, Gerald H. Phipps, Inc. In 1958, he was elected vice president and treasurer of California Electric Power Co. and when that company merged with Southern California Edison in 1963, he was named a director of the latter.

He is a past president of the Associated Building Contractors of Colorado, Inc., a director and member of the Executive Committee of the First National Bank of Denver and a director of the First National Bancorporation, Rio Grande Industries and the Denver & Rio Grande Western Railroad. He is a trustee of the Colorado College and, in November, will complete a two-year term as president of the Colorado Safety Association.

Phipps, 62, is a member of the Denver Country Club, the Denver Athletic Club, Denver Club, Cherry Hills Country Club, Rolling Hills Country Club, Broadmoor Golf Club of Colorado Springs, and the Williams Club of New York.

Phipps was married in New York City on September 24, 1937, to the former Janet Alice Smith. They have three daughters and eight grandchildren.

ALLAN R. PHIPPS President

Allan R. Phipps, President of Rocky Mountain Empire Sports, has been an active member of the Denver sports and cultural community for many years.

Phipps, 64, a partner in the Denver law firm of Hughes & Dorsey,

has been active in key non-candidate roles in the Republican party, including a stint as chairman of the GOP State Finance Committee. He also serves on the governing boards of numerous organizations.

He received his bachelor's degree from Williams College in 1934, where he was a member of the tennis and swimming teams. He went on to receive a degree in jurisprudence from Oxford University in England in 1936 and a law degree from Denver University in 1937.

A member of Phi Beta Kappa, he was admitted to the Colorado Bar in 1938. He interrupted his law career to serve in the U.S. Naval Reserve in World War II as a lieutenant commander in the Pacific Theater. He joined Hughes & Dorsey in 1946.

His posts include those of President of the Denver Museum of Natural History and Trustee of the University of Denver, of the Denver Museum of Natural History, of the Denver Symphony Society, of the Graland Country Day School, of the George W. Clayton College and of the Men's Assistance Center.

Phipps was Alumni Trustee of Williams College and is a member of the Board of Trustees of the Winter Park Recreational Association and of the Board of Managers of St. Luke's Hospital in Denver.

He is a director of Cherry Creek National Bank, South Denver National Bank, Belcaro Realty Investment Company, Van Schaack Corporation and Grassy Creek Coal Company.

He is married to the former Clara Mitchell Van Schaack, and has two sons, a daughter and four grandchildren.

JIM BURRIS Vice President

Jim Burris is in his 13th year as Vice President of the Board of Directors of Rocky Mountain Empire Sports, serving as General Manager of the Denver Bears baseball team since 1965 and also putting in some duty in the same post for the Broncos in 1966 and 1967.

During his tenure with the Bears, the club has won four divisional titles and two league crowns, while consistently ranking among the leaders in minor league baseball attendance. Burris was voted the American Association Executive of the Year in 1976 and also in 1971.

He is a former president of the American Association (1961 and 1962) and of the Texas league (1964) and also served as a special assistant to Baseball Commissioner Ford Frick in 1963.

RICHARD KITCHEN Secretary

Secretary of the Board Richard S. Kitchen, Sr., is one of those people who believes in maximum effort and performance and backs it up with his own life style.

He received his B.A. from Yale University, where he was a regional scholar, and subsequently graduated cum laude from the University of Denver College of Law in 1948.

He was a Marine assault platoon leader in World War II and served as a company commander with the Marines in Korea.

A native of Loveland, Kitchen earned nine letters in his high school career and was the starting quarterback for the football team.

Kitchen has practiced law in Colorado since 1949, joining the law firm of Hughes and Dorsey in 1964.

He is Chairman of the Board of the First of Bear Valley Bank, and is a past or current officer or director of numerous professional and service organizations.

Kitchen has eight children — Lesley, 28; Lynn, 26; Richard, Jr., 17; Valerie, 16; Susan, 14; Lisa, 7; Nicole, 6; and John, 4. He and his wife, Elfie, live in Bow Mar.

GENERAL MANAGER

FRED GEHRKE
General Manager
Denver Broncos



A football man — and his own man.

That's Fred Gehrke, and he's running the show for the Denver Broncos as the club's new General Manager.

The 59-year-old Gehrke was named to the top spot in the organization last December and will control all aspects of the football operation except coaching, according to Gerald H. Phipps, Chairman of the Board of Rocky Mountain Empire Sports, Inc.

"We feel that Fred Gehrke is a highly qualified man in the field of professional football, and that he will take over the job of running the organization and providing the coaching staff with the material to build a championship team," said Phipps in making the announcement.

Gehrke has been on the Bronco staff since 1965 as director of player personnel and has also served as assistant general manager since 1973.

The move marked the first time in a decade that the Broncos have split the duties of general manager and head coach, a dual role assumed by Lou Saban from 1967 to 1971 and by John Ralston from 1972 through 1976.

For Gehrke, a former All-Pro halfback with the world champion Cleveland Rams in 1945, it's a job that he tackles with enthusiasm as well as the respect of the staff and players.

"The players will support Fred Gehrke completely, and we are looking forward to a championship season under his leadership," read a statement from the players.

A native of Salt Lake City, Gehrke was an outstanding scholar athlete at Utah in his college days. In addition to his football, he was the conference record holder in the javelin and also the conference diving champion for three years.

He began what was to become an 11-year playing career with the Rams in 1940, and in 1948 and 1949 was a player-coach for the Rams, then in Los Angeles. He also played with the Los Angeles Bulldogs in the wartime Pacific Coast League from 1941 through 1945.

Gehrke served as administrator of publications for Northrup Aircraft Corporation from 1940 until 1963, and then became general manager of the May Co. department store in the world's largest shopping center, Topanga Plaza, in Los Angeles until he joined the Broncos in 1965 as director of player personnel.

After his retirement as an active player, Gehrke did color commentary with Tom Harman on radio and television football broadcasts for 13 years.

Gehrke has five children — four daughters and a son — and lives with his wife, Jean, in Arvada.

COACHING STAFF

ROBERT (RED) MILLER
Head Coach



Robert (Red) Miller, the man in charge of the record-breaking New England Patriot offense for the past four years, is the new head coach of the Denver Broncos.

Miller, 49, was selected to be the eighth head coach in the Broncos' history in a decision announced February 1 by Allan Phipps, President of Rocky Mountain Empire Sports, Inc., and Broncos General Manager Fred Gehrke.

"We are delighted to land a man of Red Miller's ability to lead our football team," said Gehrke in making the announcement.

"He has excellent credentials and, in our opinion, is one of the most qualified people in the business. His credentials as an offensive football coach are outstanding, and we feel he is the strong type of a coach who can put together a championship program."

Miller will be making his National Football League debut as a head coach, but is a veteran of 17 years in the professional coaching ranks. This will also be his second Denver coaching stint, having served as the Broncos offensive line coach in the 1963-64-65 seasons.

With coaching stops in St. Louis and Baltimore after leaving Denver, Miller joined Chuck Fairbanks at New England when Fairbanks took over the Patriots program in 1973. Under Miller's guidance the New England offense improved dramatically through last season when the Patriots rushed for 2,957 yards, the fifth highest rushing total of any team in NFL history.

The 376 points scored by the Pats in 1976 was the second best total in the league, and quarterback Steve Grogan established an NFL record for rushing touchdowns by a quarterback with 12. Last year, the Pats' offensive line allowed only 19 quarterback sacks, best in the National Football League.

A native of Macomb, Ill., Red was a standout guard and linebacker at Western Illinois where he was named the team's MVP for three consecutive years. He spent six years in the high school and college coaching ranks before joining Lou Saban's staff with the Boston Patriots in 1960, and went with Saban to Buffalo in 1962.

While at St. Louis, Miller developed five Pro Bowl offensive linemen, and last season, John Hannah, Leon Gray and Russ Francis were Pro Bowl participants from the Patriot squad.

Miller and his wife, Nancy, have two children. Lana is currently a senior at Colorado State University, majoring in speech and communications. Steve is a second-year law student at Washburn University in Topeka, Kansas.

JOE COLLIER
Defensive Coordinator


A longtime coaching associate of Red Miller, defensive coordinator Joe Collier begins his ninth consecutive year on the Broncos staff this fall.

Collier and Miller were on Lou Saban's staff at Western Illinois in 1957-58-59, then made the move with Saban to the Boston Patriots of the American Football League in 1960-61, and on to Buffalo in 1962.

While Miller moved to Denver, Joe remained at Buffalo and served as head coach of the Bills in 1966-67-68. He rejoined Saban's staff with the Broncos in 1969.

Collier was an All-Big Ten selection as an end during his college days at Northwestern, and played in the Senior Bowl and the East-West Shrine game. Drafted by the New York Giants, he chose instead to spend the next two years in the Army, after which he joined the staff at Western Illinois.

Joe and his wife, Shirley, have three children: Julie, 19; Lisa, 17; and Joe, 13.



STAN JONES
Defensive Line

One of the leading linemen in the National Football League in his playing days, Jones is on his second tour of duty with the Broncos.

Jones, 45, had served on the Bronco staff under Lou Saban from 1967 to 1971, and spent the next four years with Saban in Buffalo. He rejoined the Broncos in 1976 and was retained by new Head Coach Red Miller for 1977.

Jones was an All-American tackle at Maryland in 1953 and was named the nation's Lineman of the Year. He was recently honored by the Maryland Alumni Association as Man of the Year.

He played 12 years with the Chicago Bears and one with the Washington Redskins, gaining All-Pro honors as an offensive guard four years and appearing in seven Pro Bowls.

Stan and his wife, Darlis, have a daughter, Sherrie, and two sons, Kevin and Tony.



MYREL MOORE
Linebackers

The man who gets the credit for developing the Broncos' outstanding young corps of linebackers is 42-year-old Myrel Moore, another holdover from the John Ralston staff.

Moore joined the Broncos in 1972 as special teams coach, and added linebackers to his responsibilities two years later. In 1976, his duties were devoted exclusively to linebackers.

Moore served on the staff at California for eight seasons prior to coming to Denver. He was the head coach at Santa Ana Junior College in 1963.

He is a former small college All-American at Cal-Davis, where



he graduated in 1958. He played for the Washington Redskins as a defensive back in 1958.

Myrel has three children, Michele Rene, Michale Damon and Meagan Rhianna. He and his wife, Sondra, live in Thornton.

BOB GAMBOLD
Defensive Backfield

Bob Gambold begins his fourth season as the Broncos' defensive backfield coach in 1977. A member of the staff since 1972, Gambold was the linebacker coach for two seasons before switching to the secondary.

He served on the staff at Stanford for nine years and also coached at Oregon State, Washington State and Everett (Wash.) Junior College.

A native of Longview, Wash., Gambold is a 1951 graduate of Washington State, where he was a standout football and basketball player. After graduation and a short stint as freshman football coach and basketball coach, at his alma mater, he put in two years in the National Football League as a quarterback with Philadelphia in 1953 and the Chicago Cardinals in 1954.

Gambold and his wife, Shirley, have seven children: Valerie, Robin, Cheri, Barry, Victoria, Traci and Liesl.



BABE PARILLI
Quarterbacks

Vito (Babe) Parilli, one of the all-time greats of the American Football League, is Denver's quarterback coach.

Parilli has spent 21 years in professional football, 16 as a player in a career with six teams in three leagues.

He passed for 22,681 yards and 178 touchdowns as a pro, and was the AFL's Most Valuable Player in 1964 with the Boston Patriots. One of 19 players to play in the AFL all ten years of its existence, he played for Red Miller at Boston in 1961.

A native of Rochester, Pa., Parilli was the first All-American at the University of Kentucky in 1950 and 1951, leading Coach Bear Bryant's teams to victories in the Sugar Bowl and Cotton Bowl.

Parilli, 46, spent the 1976 season in private business. He and his wife, Priscilla, have a son, Vance.



PAUL ROACH
Offensive Backs

Offensive coordinator for the Green Bay Packers for the past two seasons, Paul Roach joins the Broncos this season as offensive backfield coach.

Roach came to the Packers from Oakland, where he helped the Raiders to a 31-9-2 mark in three seasons as offensive backfield coach.

He spent eight years as backfield coach at Wyoming under Lloyd Eaton, during which time the Cowboys won three straight Western Athletic



Conference titles. In 1970-71, he served as offensive backfield coach at the University of Wisconsin prior to moving to Oakland.

Roach and his wife, Pat, have three children: Judy, 22; Cathy, 16; and Michael, 9.


KEN GRAY Offensive Line

Former All-Pro guard Ken Gray rejoins his old coach on the Denver Broncos staff this year.

Gray, 40, played in five Pro Bowls during the 1960's while a member of the St. Louis Cardinals, where Red Miller served as his offensive line coach. He spent his final season of his 13-year career with the Houston Oilers in 1970, where he was a teammate of Bronco center Bobby Maples.

Gray is a graduate of Howard Payne, where he earned four letters as both an offensive and defensive tackle and was voted into the NAIA Hall of Fame.

A native of Llano, Texas, Gray and his wife, Shirley, have three children: Sherry, Boyd and Shane.



FRAN POLSFOOT Receivers

Red Miller's first appointment to his coaching staff was veteran professional coach Fran Polsfoot, a member of the staff at St. Louis with Miller in the mid-60's.

Polsfoot, 50, has been in the pro ranks since 1962 when he began a six-year stint with the St. Louis Cardinals. From 1968 through 1971, he was with the Houston Oilers.

He spent the next three years with the Cleveland Browns before rejoining the Oilers staff in 1975 and 1976.

A graduate of Washington State, Polsfoot was an end and a favorite target for secondary coach Bob Gambold, the Cougar quarterback.

Polsfoot and his wife, Mary, have a daughter, Sally, 22, and a son, Tommy, 19.


MARV BRADEN Special Teams

With an extensive background in the college ranks, 39-year-old Marv Braden makes his professional coaching debut with the Broncos this year.

Last season Braden was the offensive coordinator at Michigan State, a post he also held at Southern Methodist in 1974 and 1975. In 1973, he served as defensive coordinator at Iowa State.

From 1969 through 1972, Braden was the head coach at United States International University in San Diego, compiling a 26-12-1 mark and turning out three All-Americans. In 1967 and 1968 he was the head coach at Northeast Missouri State.

A graduate of Southwest Missouri State, Marv and his wife, Becky, have one daughter, Janice, 16.



ADMINISTRATIVE

CARROLL HARDY Director of Player Personnel



One of Fred Gehrke's first moves upon being named general manager was to appoint Carroll Hardy as Director of Player Personnel, a post formerly held by Gehrke himself.

Hardy will supervise all player personnel moves, with particular emphasis on the college draft and scouting. He will also work in conjunction with Doc Urich in the pro scouting department, playing an active role in evaluating possible trades and free agent acquisitions.

Hardy has long been considered one of the greatest athletes produced by Colorado since winning a modern record of 10 letters at the University of Colorado (four each in football and baseball and two in track).

After graduating from Colorado in 1955 with a degree in education, Carroll signed a baseball contract with the Cleveland Indians and was drafted in the third round by football's San Francisco 49ers, playing that season as a wide receiver and running back.

After spending 1956 and 1957 in the Army, he returned to the Indians in 1958. He played in the outfield for the Indians until 1960, when he was traded to the Boston Red Sox. That year, Carroll became the only man ever to pinch hit for Ted Williams.

Hardy remained in baseball until the fall of 1965, when he joined the Broncos as a scout. He became assistant ticket manager for the club in 1969, and assumed the duties of director of scouting in 1970.

A resident of Boulder, Hardy and his wife, Janice, have three children, Jay, 20, Jill, 19, and Lisa, 16.


RICHARD (DOC) URICH Director of Pro Scouting

After serving for five years on the Bronco coaching staff, Urich makes the move to the front office in 1977 as Director of Pro Scouting.

Urich, 48, coached the offensive line last season and the defensive line for four years prior to that on John Ralston's staff. He served on the Buffalo Bills' staff in 1971 after spending the previous two seasons as head football coach at Northern Illinois University. He also is the former head coach at the University of Buffalo.

Urich is a 1951 graduate of Miami (Ohio) University where he was a standout end. Among his teammates were such grid names as Paul Dietzel, Carmen Cozza, Ara Parseghian and Bo Schembechler, with Sid Gillman and Woody Hayes as his coaches.

Residents of Golden, Doc and his wife, Pat, have two children — Cynthia, 25, and Danny, 22.



TRAINING, EQUIPMENT STAFF


LARRY ELLIOTT Equipment Manager

Himself an outstanding athlete, Larry Elliott has served as equipment manager for the Broncos since 1965.

A ten-letter winner at St. Mary's High School in Colorado Springs, Elliott declined college scholarship offers in both football and baseball to enlist in the Air Force. While stationed at Tripoli's Wheelus Air Force Base, he won All-European honors as a third baseman.

Elliott serves as the coach of the Broncos basketball and softball teams, which travel throughout the Rocky Mountain area to play benefit games for worthy causes.

Larry and his wife, Margaret, live in Lakewood with their five children — Timothy, 17; Troy, 15; Thomas, 13; Terry, 10; and Tammie, 8.





ALLEN HURST Trainer

Allen Hurst enters his 15th season with the club this fall, already a 23-year veteran of his profession at the age of 36.

A native of Houston, Hurst took up training as a freshman in high school and served as student trainer while attending Texas Christian University. While at TCU, he also was on the staff of the Houston Oilers for three years.

Hurst graduated from TCU in 1963 with a degree in physical education and a minor in biology, and immediately joined the Broncos as head trainer.

Allen, his wife, Patsy, their sons, Gregory, 6, and Justin, 4, live in Littleton.



Steve Antonopoulos
Assistant Trainer



Ronnie Bill
Assistant Equipment
Manager

ADMINISTRATIVE STAFF



Dave Diehl
Corporate Treasurer



Lorrie Carpino
Accountant



Bob Peck
Director,
Public Relations



Dave Frei
Assistant PR Director,
Director of
Promotions



Bill Goldy
Assistant to the
General Manager



Joanne Parker
Administrative
Assistant



Yolanda Saltus
Administrative
Assistant



Lorraine Dieleman
Public Relations
Secretary



Oneta Brame
Receptionist



Gail Stuckey
Manager



Betty Combs
Assistant Manager



Joan Baker
Staff



Emma Bobo
Staff



Bertie Kanka
Staff



Jim Clark
Data Processing

TICKET OFFICE

A QUICK GLANCE

Another new era of Denver Broncos football unfolds in 1977 as Robert (Red) Miller takes over as the team's eighth head coach, bringing with him a solid background of professional coaching experience and outstanding credentials of success.

Miller's immediate objectives will be to maintain the high level of defensive performance attained by last season's Broncos squad while developing the offensive potential into championship form. It's no secret that most of the "newness" about the '77 Denver team will be evident on offense, as there's a new system, a new quarterback and a new attitude surrounding the offensive squad.

Miller has assembled an impressive staff, keeping the defensive coaches from last year intact while adding Paul Roach to tutor the running backs, Babe Parilli to handle the quarterbacks, Ken Gray to coach the line, Fran Polsfoot the receivers and Marv Braden to work with the special teams.

The Denver defense, ranked third overall in the AFC, needs little more than the return of several injured players to continue its rise to the elite of the National Football League. For perhaps the first time in Denver's 17-year history, this group won't be desperately searching for a starter at any position, although Miller, like any NFL coach, would be quick to improve the personnel situation if the opportunity presents itself. But basically, coordinator Joe Collier's task appears to be that of adding depth and finesse to this group which was third in the entire league against the rush, and shared the NFL lead with Minnesota by allowing only eight scoring passes for the year.

A heady group of linebackers — Tom Jackson, Randy Gradishar, Joe Rizzo and Bob Swenson were last year's starters — sparks the defensive unit which maintained excellent balance throughout the season despite a rash of injuries to the line. Most prominent among the returnees from the medical list is defensive end Lyle Alzado, a budding All-Pro who went down for the count on the season's first play in 1976 with a knee injury.


Offensively, veteran Craig Morton replaces Steve Ramsey on the Denver roster, and will compete with second-year men Craig Penrose and Norris Weese and free agent veteran Steve Spurrier for the starting job. An explosive receiving corps headed by tight end Riley Odoms, and wide receivers Haven Moses, Rick Upchurch and Jack Dolbin, is back, with Upchurch doubling as the league's leading punt returner.

A great deal of attention will be given to the offensive line where change and inconsistency contributed to the Broncos quarterbacks being sacked 48 times, third highest in the NFL. Overall the offense slipped to eleventh in the AFC and Miller is looking toward improved line play helping to up the 3.9 yards per rush attempt record posted by last year's team.

Otis Armstrong, coming off his second 1,000-yard season, is a threat every time he touches the ball. Otis, by the way, is the only player to edge O. J. Simpson out of the NFL rushing title since The Juice started his rampage in 1972. He did it with 1,407 yards in '74, then missed most of the next season with a leg injury.

Miller stresses a mistake-free offense, something that was lacking in 1976 as evidenced by the fact that of the team record 105 penalties assessed against Denver last year, the offense was flagged 66 times. Guard Paul Howard's return from a back injury which sidelined him all season will boost this group. It is basically a young outfit with the exception of center, where veterans Bobby Maples and Phil Olsen will contend.

Whether Denver can improve on its "best-ever" 9-5 mark of last season is yet to be seen, but if Miller can fit the pieces together quickly, particularly on offense, the Broncos could find themselves entrenched among the teams contending for playoff positions in the final weeks of each season. Much will depend on injuries, perhaps a key trade, and how quickly the squad adapts to the Miller style of football.



"We find ourselves in a most unique position, and that's taking over a football team which is coming off its most successful season in history. Normally, a new head coach inherits a one-and-thirteen or two-and-twelve and must start a rebuilding program from the bottom up.

"In Denver, we find ourselves with a successful program, some very talented players, and a squad that needs just a player here, or some improvement there to become a championship team.

"In the National Football League, I have found the difference between winning and losing is a very thin line. We want a team that will take the field not just wanting to win, by EXPECTING to win. The WINNING EDGE is what we are striving for. The three key factors in obtaining that edge, and also a creed by which I live, are:

- A. Hard Work
- B. Dedication
- C. Desire

"I believe in first, putting a competent player in each position on the field, a player who is well-schooled and drilled. Second, developing the players who are not starting who are able to contribute in all phases when called upon. Thirdly, striving for an unselfish team which will sacrifice and work together toward one common goal.

"Also, a team to me is ONE UNIT, not separate divisions apart from each other.

"I feel very fortunate in life in that I have gotten to do what I want to do and like to do ... coach football. This is not an ego trip for me. I consider this a wonderful opportunity presented to me by Gerry and Allan Phipps and the entire Broncos organization. I intend to make the most of it.

"As far as the team that will represent the Broncos this season, I feel we have the nucleus of a championship squad. We will welcome back several key players, from injury, particularly from the defensive line, who will figure highly in our plans.

"There is no question that our defense will be one of the best units in the National Football League this year, and our goal will be to continue its development while bringing our offense along. It was a rather peculiar season for the team in 1976, in that the Broncos were one of the league's highest scoring teams, but four of the touchdowns were scored by the punt return squad, four more by the defense on interceptions, and another two on fumble returns by the defense. That's over 25 percent of our scoring, and it's not realistic to expect that many points from those sources.

"Offensively, we might have some personnel changes, although we have some good people. Our main goal will be to take these people and drill them into playing error-free football. We want to be the best offensive team in football, but there are some key areas where we must improve, including pass protection. Our quarterbacks were sacked 48 times last year, third highest in the NFL. And while a good football team must have balance, we have the talent to improve on our 3.9 yards per rush average of last season. Although it might take some time to get to the top of the NFL in offense, we will improve on last year's finish when we were in the bottom half of the league.

"We are fortunate in having a number of weapons in the special teams area. Jim Turner is easily one of the class kickers in the history of the game, and Rick Upchurch led the NFL in punt returns as one of the best return men of all time, evidenced by his league-tying four punt returns for touchdowns last year.

"Sure, the schedule is tough. But one of these days teams are going to feel they have rugged schedules because they have to play Denver. Our job is to hasten that process, and we're anxious to get started.

THE OFFENSE

This area is being overhauled by the new Broncos coaching staff. An off-season trade for quarterback Craig Morton should help that situation, while Miller and new aide Ken Gray set out to rebuild an offensive line that will function more efficiently for the running game and improve its protection of the quarterback. However, there are a number of truly outstanding athletes on the offense and a considerably improved unit shouldn't come as much of a surprise to Broncos fans in 1977.

Quarterbacks

In March, the Broncos sent veteran Steve Ramsey to the Giants for veteran CRAIG MORTON. Presuming that Morton makes it to the league season, he will be the 26th quarterback to play in a regular season game for the Broncos in 18 seasons, and that's an indication of the main problem Denver has had throughout its relatively short history. Morton's experience would appear to give him the inside track, but don't overlook second-year men CRAIG PENROSE and NORRIS WEESE. Penrose has the strongest arm in camp and won over Kansas City in his first start last season. Weese, an exciting runner and excellent all-around athlete, relieved the injured Penrose in week 14 last December, and led the Broncos to a 28-14 win at Chicago. An interesting late entry in the field is veteran STEVE SPURRIER, signed as a free agent in June. All will have a shot this summer, but the Broncos staff will be anxious to settle on one man early.

Running Backs

OTIS ARMSTRONG showed he was fully recovered from a 1975 injury by rushing for 1,008 yards in 1976, his second time over the magic mark in his four NFL seasons. Veterans MIKE FRANCKOWIAK and JIM KILICK provide the backup. The fullback battle should be one of the camp highlights, with veteran JON KEYWORTH, already the team's third leading career rusher, expected to battle last year's impressive rookie LONNIE PERRIN and newcomer DARREL JENKINS. Second round draft choice ROB LYTLE certainly figures in the plans, with No. 8 selection CALVIN CULLIVER also a possibility.

Receivers-Tight Ends

Definitely one of the squad's assets. Many feel RILEY ODOMS is simply the best tight end in the business. He has 176 career receptions for 1,609 yards and 20 scores. HAVEN MOSES averaged just under 20 yards per catch last year, and led the team with seven TD receptions. Speedsters RICK UPCHURCH (28.3 yards per catch in '76) and JACK DOLBIN return as well as second-year man JOHN SCHULTZ, with draftee (10) OREN MIDDLEBROOK providing some competition. BOYD BROWN will battle 12th round draft choice SCOTT LEVENHAGEN, among others, for backup duty at tight end. Upchurch, Dolbin and Moses are excellent deep threats which might change pass-game thinking with strong-armed throwers in the two Craigs ... Morton and Penrose.

Offensive Line

Lots of hard work is in store for this group but the prognosis is encouraging. A lot of factors, including change, injury and inexperience added up to 48 quarterback sacks and a lack of consistency in 1976. However, this group did get things together enough to enable Otis Armstrong to top the 1,000-yard mark rushing, and set a team single game rushing record in the season finale at Chicago. Starting tackles BILL BAIN and CLAUDIE MINOR return and should be solid. Bain was new to the team last season and Minor was playing the right side for the first time. TOM GLASSIC was a rookie starter last year and will be improved while veteran PAUL HOWARD will be back at right guard after missing all of last season. Veterans BOBBY MAPLES and PHIL OLSEN will give the unit stability at center, Maples hoping to eliminate a chronic ankle problem which slowed him in 1976. GLENN HYDE, SCOTT PARRISH and HARVEY GOODMAN return, with draftees STEVE SCHINDLER (1) at guard, BILL BRYAN (4) at center, and veteran guard. BILL DU LAC, acquired on waivers from New England, figuring in the picture, also.

THE DEFENSE

The Denver defensive coaches are optimistic about the future of their charges, as the 1976 Broncos were among the top defensive teams in the National Football League. The Denver defenders allowed an average of 14.4 points per game, had two shutouts (equaling the previous 16 year total), and scored six touchdowns. Denver allowed only 3.4 yards per rush attempts and tied for the NFL lead for fewest TD passes allowed with the Vikings at eight. Eleven of the Denver opponents were held to 17 or fewer points, a feat equaled only by Pittsburgh and Los Angeles in 1976. Short yardage and third down performance was up, and the defenders broke the old team record for fewest points allowed in a season by a staggering 58. Along the way came new lows for touchdowns allowed and field goals allowed. Overall, this unit finished third in the AFC in total defense with excellent balance — second against the rush and fourth against the pass. The four scoring interceptions led the entire NFL.

Defensive Line

The hardest hit group by injuries last year, the coaches feel there are five proven, front-line NFL players who will form the nucleus of a solid group in 1977. RUBIN CARTER, BARNEY CHAVOUS and JOHN GRANT will be rejoined by PAUL SMITH and LYLE ALZADO. Smith finished the season on the injured reserve list and Alzado went down on the very first scrimmage play of the year. Both have the green light from the medical staff after successful corrective surgery. Carter was a standout last season in the middle of the three-man front, while Chavous has come into his own at defensive end. Grant's versatility makes him a contributor at any spot along the line. There are several good, young prospects who will make the camp battle interesting. They are BRISON MANOR, MARTIN IMHOF, RANDY MOORE, WAYNE HAMMOND and RANDY COZENS. Manor was a summer standout in 1976, but a knee injury in the final pre-season game took him out, while Moore, a '76 draftee, saw considerable action before also going down with a knee. While the pass rush resulted in a modest 32 sacks, the predominance of the three-man front rendered that statistic meaningless as the overall defense was impressive.

Linebackers

Easily one of the classiest group of 'backers' anywhere, this group played intact until the 12th week of the season when veteran JOE RIZZO went out with a broken jaw. Aggressive, agile, quick linebackers are the essence of the "thirty" defense, and Denver boasts of five superior, veteran players in TOM JACKSON (led AFC linebackers with 7 interceptions), RANDY GRADISHAR (considered by many as the AFC's premier middle MLB), RIZZO, BOB SWENSON and GODWIN TURK. The young prospects who will keep the vets on their toes include RICK BASKA, LARRY EVANS, JOHN HUDDLESTON and draftee (11) PHIL HECK. Gradishar was credited with 7½ sacks and led the team with 198 tackles. The five leading linebacker candidates total only 15 years in professional football, also lending considerable optimism to the future.

Defensive Backs

This group led the assault on enemy receivers last year and allowed the Denver goal line to be crossed eight times via the air. This unit has six fine veterans in LOUIS WRIGHT, BILL THOMPSON, JOHN ROWSER, CALVIN JONES, RANDY POLTL, newly-acquired BERNARD JACKSON, and secondary "find" of 1976, STEVE FOLEY. Foley stepped in as a starting corner when Jones was hurt in late season action, and responded with four interceptions, tying him for the season lead in that department. The young players returning to bid for a job in '77 are CHRIS PANE, KURT KNOFF, and BILLY HARDEE.

Kickers

Broncos coaches feel there is no one in the game they'd rather have line up to kick a game-winning field goal under pressure than JIM TURNER. A veteran of 13 pro seasons, Jim stands as the fifth leading scorer in the history of the game with 1,228 points and a field goal success of 65 percent. Last year he was 15 of 21 in the field goal department and is now the leading career scorer for both Denver and the New York Jets. Turner has yielded the kickoff chores to LONNIE PERRIN, while running back MIKE FRANCKOWIAK could handle the duties in an emergency.

Punters

HERMAN WEAVER, acquired in an off-season trade with Detroit, should have the inside track here. He will be challenged by free agent LARRY STEELE and draftee (7) LARRY SWIDER. Quarterback NORRIS WEESE proved to be an adequate backup last year.

VETERAN PLAYER PROFILES



LYLE ALZADO Defensive End


BIRTHDATE—April 3, 1949
BIRTHPLACE—Brooklyn, N.Y.
RESIDENCE—Denver, Colo.
HOW ACQUIRED—Draft #4a, 1971
COLLEGE—Yankton
HEIGHT—6-3
WEIGHT—260
YEAR WITH BRONCOS—7th

A key man in Denver's plans to improve an already standout defensive unit ... Much will depend on his ability to bounce back from surgery to correct knee damage suffered on the first play of '76 at Cincinnati ... Will move back to end after playing inside the last two seasons ... Has amazing quickness making him premier pass rusher ... Combines quickness with awesome strength ... Has bench pressed 500 pounds and dead lifted 595 ... A starter since his rookie season ... First player ever taken in NFL draft from Yankton College ... Led his team to 6th national ranking among small colleges and was Copper Bowl MVP ... Played in College All-Star game ... Has degree in special education with interest in teaching handicapped children ... Active in civic work in Denver area, primarily as Colorado chairman for Special Olympics ... Alzado won the coveted Byron (Whizzer) White Award in 1977 as the NFLPA Man of the Year ... He was a finalist for the honor in 1976 ... Former Golden Gloves regional (Omaha) heavyweight champion ... Once had 27 straight wins as amateur boxer ... Has been NFL representative in United Way campaign ... Chosen by Denver fans as Broncos' Dodge-NFL Man-of-the-Year in 1976 ... Named Colorado's Multiple Sclerosis Man of the Year in '77 ... Married (Sharon) ... no children.

Professional Record

GAMES PLAYED: 1971 (12), 1972 (14), 1973 (14), 1974 (14), 1975 (14), 1976 (1).

ADDITIONAL STATISTICS: Recovered five fumbles for six yards, 1972; recovered one fumble, 1973; recovered two fumbles, 1974; recovered three fumbles for 14 yards, 1975.



OTIS ARMSTRONG Running Back

BIRTHDATE—Nov. 15, 1950
BIRTHPLACE—Chicago, Ill.
RESIDENCE—Denver, Colo.
HOW ACQUIRED—Draft #1, 1973
COLLEGE—Purdue
HEIGHT—5-10½
WEIGHT—196
YEAR WITH BRONCOS—5th

One of the premier ball carriers in the NFL, Otis notched his second 1,000-yard season last year with 1,008 yards ... Missed virtually all of '75 season with severe hamstring injury after leading NFL rushers in '74 with 1,407 ... Is only player to interrupt O. J. Simpson's string of rushing crowns ... In '74, not only led NFL but became just fifth player in league history to average more than 100 yards per game for the season ... Has had ten 100-yard games as a Bronco ... Owns club record for most yards in a season (1,407) and for a game (183 vs. Houston in '74) ... Great speed (4.5 in forty) and ability to change directions make him outstanding draw play

runner ... Tremendous leg strength (thighs measure larger than George Foreman's) and acceleration ... Excellent receiver ... Although playing only two full seasons, is second to Floyd Little among Denver career rushers ... 1974 honors included selection as NFL's MVP by Seagram's Seven Crowns of Sports, and the league's top back by Pro Football Weekly ... He was also an all-NFL selection by PFWA, AP and Pro Quarterback and a near unanimous choice for the Pro Bowl ... also played in '77 Pro Bowl. Finished sensational collegiate career at Purdue, leaving with every school rushing record and most important Big Ten marks ... As a senior, carried 243 times for 1,361 yards ... Career rushing total of 3,315 vs. major college opponents, finishing 6th on all-time NCAA rushing list ... Broke Big Ten 3-year rushing mark by Michigan's Billy Taylor and 4-year record by Wisconsin's Alan Ameche ... Was first Big Ten player since 1945 to win league's total offense title without throwing a pass ... Consensus All-American (AP, UPI, Coaches, Sporting News, NEA) ... Majored in physical education ... Winner of Swede Nelson Award and the Chicago Tribune Silver Football Award ... Top college rushing game came in finale when he carried 32 times for 276 yards in mud vs. Indiana ... Played in both Coaches' All-American and College All-Star games ... Married (Yvonne) ... two children.

Professional Record

Year	Club	RUSHING					RECEIVING			
		Games	Att.	Yds.	Avg.	TD.	No.	Yds.	Avg.	TD.
1973—Denver NFL		14	26	90	3.5	0	2	43	21.5	1
1974—Denver NFL		14	263	1407	5.3	9	38	405	10.7	3
1975—Denver NFL		4	31	155	5.0	0	1	10	10.0	0
1976—Denver NFL		14	247	1008	4.1	5	39	457	11.7	1
NFL Totals		46	567	2660	4.9	14	80	915	11.4	5


KICKOFF RETURNS

Year	Club	Games	No.	Yds.	Avg.	TD.
1973—Denver NFL		14	20	472	23.6	0
1974—Denver NFL		14	16	386	24.1	0
NFL Totals		32	36	858	23.8	0

ADDITIONAL STATISTICS: Fumbles: 1973 (1), 1974 (6), 1975 (1), 1976 (4). Fumbles recovered: 1974 (1).

BILL BAIN Offensive Tackle

BIRTHDATE—August 9, 1952
BIRTHPLACE—Pico Rivera, Calif.
RESIDENCE—Pico Rivera, Calif.
HOW ACQUIRED—Trade with Green Bay, 1976
COLLEGE—Southern California
HEIGHT—6-4
WEIGHT—270
YEAR WITH BRONCOS—2nd
PRO YEAR—3rd



Expected to come into his own as a solid NFL performer in this his third year in the league ... Has size, strength and speed to become one of game's best ... Moves his 270-plus pounds over forty yards in 5.0 ... A quick learner, Bain became Broncos starter at left side following trade to Denver from Green Bay at season's start last year ... Good pass protector ... Expected to be a mainstay at left tackle ... Started as a college soph at Colorado and became starting guard at USC after a season at San Diego State ... Played in College All-Star game ... Was starting guard at USC ... Married (Cynthia) ... Spends off-season in Pico Rivera, Calif., where he was high school All-American at St. Paul High School ... Started 13 games for Broncos in '76.

Professional Record

GAMES PLAYED: 1975 (14), 1976 (14).

ADDITIONAL STATISTICS: Returned one kickoff for 10 yards, 1975.

RICK BASKA Linebacker

BIRTHDATE—Feb. 19, 1952

BIRTHPLACE—Bismark, N.D.

RESIDENCE—Littleton, Colo.


HOW ACQUIRED—FA, 1976

COLLEGE—UCLA

HEIGHT—6-3

WEIGHT—225

YEAR WITH BRONCOS—2nd



Signed with Denver as a free agent for camp last year and won job as backup middle linebacker and special teams performer ... Appeared in all 14 games as a rookie, primarily on special teams ... His experience will give Broncos depth at linebacker, although he'll have to fight off challenges from newcomers ... Signed by Los Angeles as a free agent in 1974, he missed the entire season with a back injury ... Released by the Rams prior to the '75 season, he then hooked up with Hawaii of the WFL ... Owns the Old Colorado Pizza Company in Fort Collins.

Professional Record

GAMES PLAYED: 1975 (7), 1976 (14).

BOYD BROWN Tight End

BIRTHDATE—May 24, 1952

BIRTHPLACE—Crosby, Miss.

RESIDENCE—Crosby, Miss.


HOW ACQUIRED—Draft #17, 1974

COLLEGE—Alcorn A&M

HEIGHT—6-4

WEIGHT—230

YEAR WITH BRONCOS—4th



Has played in relief of All-Pro tight end Riley Odoms for two years, after winning a job as Denver's 17th round draft pick in 1974 ... Has excellent size and potential as both a receiver and blocker ... Appeared in all 14 games with Denver last season, primarily as a special teams player and some spot duty as tight end ... Has caught only one pass in NFL but should be ready for bigger and better things ... Earned three letters at Alcorn A&M, starting every game for his last three seasons ... Continued development will give Denver needed depth at a key position ... A substitute teacher in Mississippi in the off-season.

Professional Record

Year	Club	Games	RECEIVING				— KICKOFF RET. —			
			No.	Yds.	Avg.	TD.	No.	Yds.	Avg.	TD.
1974—Denver NFL		14		None			3	56	18.7	0
1975—Denver NFL		12	1	14	14.0	0		None		
1976—Denver NFL		14		None			3	41	13.7	0
NFL Totals		40	1	14	14.0	0	6	97	16.2	0

RUBIN CARTER Defensive Tackle

BIRTHDATE—Dec. 12, 1952

BIRTHPLACE—Pompano Beach, Fla.

RESIDENCE—Miami, Fla.


HOW ACQUIRED—Draft #5b, 1975

COLLEGE—Miami (Fla.)

HEIGHT—6-0

WEIGHT—256

YEAR WITH BRONCOS—3rd



Has blossomed into one of the premier performers in the NFL after only his second season last year ... One of the real finds of the '75 draft ... overlooked by many because of his comparative lack of height ... Tremendous strength and quickness make him ideal over the ball in Denver's 3-4 defensive alignment ... Started seven games as a rookie and all 14 last season ... Led linemen with 107 tackles ... Was credited with 3 1/3 sacks, although the predominance of the three-man front resulted in a low sack team total ... Looks to be a fixture for Denver, either at tackle or in the middle when the Broncos go to the three-man front ... Has 4.9 speed in the 40 ... first team All-American (UPI and Kodak) after standout collegiate career at Miami ... Played in Coaches' All-America Game and Hula Bowl where he was named as defensive MVP.

Professional Record

GAMES PLAYED: 1975 (14), 1976 (14).

BARNEY CHAVOUS Defensive End

BIRTHDATE—March 22, 1951

BIRTHPLACE—Aiken, S.C.

RESIDENCE—Denver, Colo.


HOW ACQUIRED—Draft #2, 1973

COLLEGE—South Carolina State

HEIGHT—6-3

WEIGHT—252

YEAR WITH BRONCOS—5th




A solid starting defensive end by anyone's standards ... Started every game since being Denver's second round draft choice in 1973, except for a five-game stretch in 1975 and one game last year with a knee strain ... Always tough against the run, has developed into fine pass rusher, leading Denver with 8 1/3 sacks last season ... Led Broncos regulars with no missed tackles in 13 games, the second straight year without a missed tackle ... Made several all-rookie teams in '73, and appears to be ready to contend for All-Pro honors in his fifth season as a pro ... A three-year starter at South Carolina State, Barney was named an All-American by AP, Football News, Kodak and the Pittsburgh Courier ... Participated in North-South Shrine Bowl, Senior Bowl and Coaches All-America Game ... Married (Odessa) ... two children.

Professional Record

GAMES PLAYED: 1973 (14), 1974 (14), 1975 (9), 1976 (13).

ADDITIONAL STATISTICS: Recovered two fumbles, 1973 and 1974.



JACK DOLBIN Wide Receiver


BIRTHDATE—Oct. 12, 1948
BIRTHPLACE—Pottsville, Pa.
RESIDENCE—Denver, Colo.
HOW ACQUIRED—FA, 1975
COLLEGE—Wake Forest
HEIGHT—5-10
WEIGHT—180
YEAR WITH BRONCOS—3rd

A free agent find of 1975, Dolbin started 14 games last season, combining durability and exceptional speed which make him one of Denver's most exciting performers ... Averaged just under 19 yards per catch last year, alternating with Rick Upchurch at the position ... Came to Denver from Chicago Fire in WFL where he caught 54 passes in '74, and impressed his coach and former Broncos quarterback, Steve Tensi ... A running back at Wake Forest, Jack played one year with the Pottstown (Pa.) Firebirds before joining WFL ... Both father and grandfather were Penn State track captains, with his grandfather once being a co-holder of the world's 100-yard dash record ... Graduated from National College of Chiropractic at Lombard, Ill., and finished his internship during off-season ... Has gone into practice in Denver where he makes off-season home with wife (Jane), son and daughter.

Professional Record

Year	Club	Games	— RUSHING —				RECEIVING			
			Att.	Yds.	Avg.	TD.	No.	Yds.	Avg.	TD.
1974	Chicago WFL	..	2	26	13.0	0	54	942	17.4	7
1975	Denver NFL	14	5	72	14.4	0	22	421	19.1	3
1976	Denver NFL	14	2	5	2.5	0	19	354	18.6	1
WFL Totals										
—1 Year	2	26	13.0	0	54	942	17.4	7
NFL Totals										
—2 Years	28	7	77	11.0	0	41	775	18.9	4	
Pro Totals										
3 Years	9	103	11.4	0	95	1717	18.1	11


ADDITIONAL STATISTICS: Scored one action point and returned one kickoff for 22 yards, 1974; recovered one fumble for two yards and a touchdown, 1975.



BILL DuLAC Guard

BIRTHDATE—Jan. 15, 1951
BIRTHPLACE—Detroit, Mich.
RESIDENCE—Detroit, Mich.
HOW ACQUIRED—Waivers from New England, 1977
COLLEGE—Eastern Michigan
HEIGHT—6-4
WEIGHT—260
YEAR WITH BRONCOS—1st
PRO YEAR—3rd

A big, rugged performer with considerable promise ... played for Red Miller at New England for two years before sitting out 1976 season ... Originally drafted by Rams (#7) in '73, released and claimed by Patriots, then traded to Green Bay ... Released by Packers and resigned by New England ... Opened '74 season as starting guard for New England only to injure ankle ... Played 26 of 28 games for Patriots in '74 and '75 ... Can play either guard or tackle.



LARRY EVANS Linebacker


BIRTHDATE—July 11, 1953
BIRTHPLACE—Jasper County, Miss.
RESIDENCE—Biloxi, Miss.
HOW ACQUIRED—Draft #14, 1976
COLLEGE—Mississippi College
HEIGHT—6-2
WEIGHT—216
YEAR WITH BRONCOS—2nd

Larry made the Broncos squad as a 14th round draft choice last year with quickness and strength his main assets ... Will compete for a job behind starting weakside linebacker Tom Jackson ... Played in all 14 games, mostly as a special teams member ... An All-Gulf South Conference middle linebacker and four-year starter at Mississippi College.

Professional Record

GAMES PLAYED: 1976 (14).

ADDITIONAL STATISTICS: Recovered two fumbles, 1976.




STEVE FOLEY Cornerback

BIRTHDATE—November 11, 1953
BIRTHPLACE—New Orleans, La.
RESIDENCE—New Orleans, La.
HOW ACQUIRED—Draft #8, 1975
COLLEGE—Tulane
HEIGHT—5-11
WEIGHT—189
YEAR WITH BRONCOS—2nd

One of the most pleasant surprises for the Broncos in a number of years ... An outstanding athlete, Steve started the final six games of '76 for the injured Calvin Jones at right corner, responding with four interceptions and 37 tackles ... He averaged just under 24 yards per theft and looks to have an outstanding NFL career ahead at either corner or safety ... A standout collegiate quarterback at Tulane, Steve was Denver's 8th round draft choice in '75, but cast his lot with the WFL for a chance to play quarterback ... He was shifted to defense at Jacksonville, and came into the Broncos camp last summer as a defender ... Has fine speed and leadership qualities ... Also a capable punt returner ... Has 12 brothers and sisters ... played in 1973 Astro-Bluebonnet Bowl ... Holds Tulane career total offense record ... Should be a Denver starter this year, either at corner or safety.

Professional Record

Year	Club	Games	— INTERCEPTIONS —				PUNT RETURNS			
			No.	Yds.	Avg.	TD.	No.	Yds.	Avg.	TD.
1975	Jacksonville
	WFL	10	1	30	30.0	0	1	2	2.0	0
1976	Denver NFL	14	4	95	23.8	0	5	42	8.4	0



MIKE FRANCKOWIAK Running Back

BIRTHDATE—March 25, 1953
BIRTHPLACE—Grand Rapids, Mich.
RESIDENCE—Grand Rapids, Mich.
HOW ACQUIRED—Draft #3a, 1975
COLLEGE—Central Michigan
HEIGHT—6-3
WEIGHT—220
YEAR WITH BRONCOS—3rd

An excellent all-around athlete, Mike will compete for a running back spot this year ... An outstanding collegiate quarterback, Mike worked at that spot briefly last year before being switched to fullback ... Had outstanding summer as leading Broncos rusher in '76 pre-season ... Had one start last season, but saw action in all 14 games ... Can also punt and kick, and some feel would be a fine tight end candidate ... Has Business Administration degree ... Was Central Michigan starting QB his junior and senior seasons ... Played in East-West Shrine Game as well as Coaches All-America Game ... College Division All-America selection and Academic All-American ... Will be vying for a spot at well-fortified position, and must show continued improvement ... Has been excellent special teams player.

Professional Record

Year	Club	Games	— RUSHING —				No.	RECEIVING			
			Att.	Yds.	Avg.	TD.		Yds.	Avg.	TD.	
1975—Denver NFL		14	1	1	1.0	0					
1976—Denver NFL		14	12	25	2.1	0	4	42	10.5	0	
NFL Totals		28	13	26	2.0	0	4	42	10.5	0	

ADDITIONAL STATISTICS: Returned two kickoffs for 22 yards, 1976.

TOM GLASSIC Guard



BIRTHDATE—April 17, 1954
BIRTHPLACE—Elizabeth, N.J.
RESIDENCE—Warren, N.J.
HOW ACQUIRED—Draft #1, 1976
COLLEGE—Virginia
HEIGHT—6-3
WEIGHT—254
YEAR WITH BRONCOS—2nd

A 14-game rookie starter for the Broncos last season, Tom's "baptism under fire" should prove invaluable for Denver this year ... Only the second offensive lineman ever drafted first by Denver, Tom will battle with Steve Schindler, this year's first round selection, for the left guard slot ... Has outstanding footwork and is excellent pulling guard ... Needs to improve pass blocking and upper body strength ... Fine techniques and dedication ... just one of several outstanding young line prospects which should enable Denver to develop strong line play ... Dean's list student at Virginia ... played in College All-Star game a year ago ... Four-year starter at Virginia ... All Atlantic Coast player in junior and senior seasons ... Played in Senior Bowl ... Collects and paints model soldiers ... Single ... English major in college.

Professional Record

GAMES PLAYED: 1976 (14).



HARVEY GOODMAN Guard

BIRTHDATE—Sept. 16, 1952
BIRTHPLACE—Los Angeles, Calif.
RESIDENCE—Broomfield, Colo.
HOW ACQUIRED—FA, 1976
COLLEGE—Colorado
HEIGHT—6-4
WEIGHT—260
YEAR WITH BRONCOS—2nd

Won a job as a free agent guard last season, participating in all 14 games, mostly as a special teams player ... Has good size and speed ... new coaching staff feels he could make contribution at either guard or tackle ... Will battle first round draft choice Steve Schindler and several promising free agents for a spot.

Professional Record

GAMES PLAYED: 1976 (14).

RANDY GRADISHAR Linebacker



BIRTHDATE—March 3, 1952
BIRTHPLACE—Warren, Ohio
RESIDENCE—Denver, Colo.
HOW ACQUIRED—Draft #1, 1974
COLLEGE—Ohio State
HEIGHT—6-3
WEIGHT—233
YEAR WITH BRONCOS—4th

One of the premier middle linebackers in the game after just three years of NFL play ... Denver's first round draft pick in '74 ... was first defensive player selected by Broncos since AFL-NFL merger ... Took over middle linebacker starting role in second season and was tabbed for that year's Pro Bowl ... Has started 28 consecutive games and looks like a fixture in the middle of Denver's tough defense for years to come ... Has six career interceptions, two for touchdowns ... Led the team in tackles with 198 last season, and was second in bagging enemy quarterbacks with 7½ sacks to his credit ... The team's defensive leader is described by Ohio State's Woody Hayes simply as "the best linebacker I ever coached at Ohio State." A three-year starter for the Buckeyes, he was named to every All-America team following senior season ... Played on three Rose Bowl teams and in the Hula Bowl ... Also played in Coaches' All-American Game and the College All-Star contest ... Married (Janet) ... leader in Fellowship of Christian Athletes activities ... works for the Adolph Coors Company in off-season.

Professional Record

Year	Club	Games	— INTERCEPTIONS —			
			No.	Yds.	Avg.	TD.
1974—Denver NFL		14		None		
1975—Denver NFL		14	3	77	25.7	1
1976—Denver NFL		14	3	44	14.7	1

NFL Totals
 —3 Years . 42 6 121 20.2 2



JOHN GRANT Defensive Tackle

BIRTHDATE—June 28, 1950
BIRTHPLACE—Boise, Idaho
RESIDENCE—Denver, Colo.
HOW ACQUIRED—Draft #7b, 1973
COLLEGE—Southern California
HEIGHT—6-3
WEIGHT—240
YEAR WITH BRONCOS—5th

One of the most versatile Bronco performers, John can play any spot along the defensive line ... Started three games in '76, but saw front line action in all but one contest ... Takes advantage of outstanding quickness to overcome lack of brute strength ... Was fourth leading tackler last year among defensive linemen ... Has uncanny knack of tipping enemy passes, and has been credited with 17 in last three seasons ... Concluded three starting seasons at USC with All-America mention by Football Writers, and AP ... Majored in Business Administration ... Excellent golfer and racquetball player ... Married (Mineke).


Professional Record

GAMES PLAYED: 1973 (13), 1974 (13), 1975 (14), 1976 (13).

ADDITIONAL STATISTICS: Recovered one fumble for 10 yards, 1973; recovered three fumbles for two yards, 1975.

WAYNE HAMMOND Defensive Tackle

BIRTHDATE—Jan. 30, 1953
BIRTHPLACE—Minneapolis, Minn.
RESIDENCE—Huntington Beach, Calif.
HOW ACQUIRED—FA, 1976
COLLEGE—Montana St.
HEIGHT—6-5
WEIGHT—257
YEAR WITH BRONCOS—2nd



Signed by Denver late last season and played in final five games in the Broncos defensive line ... Has excellent size and range and figures to be a contender for backup job in Denver's defense ... Fifth choice for Los Angeles in 1975, but spent season on injured reserve list ... Won numerous honors as fine defensive lineman at Montana State.

Professional Record

GAMES PLAYED: 1976 (5).

BILLY HARDEE Cornerback

BIRTHDATE—Aug. 12, 1954
BIRTHPLACE—Lakeland, Fla.
RESIDENCE—Mulberry, Fla.
HOW ACQUIRED—FA, 1976
COLLEGE—Virginia Tech
HEIGHT—6-0
WEIGHT—185
YEAR WITH BRONCOS—2nd



Another late season addition to the Denver roster in '76, Billy saw action in two games for the Broncos last year ... Was fine all-around performer as a collegian at Virginia Tech ... Has excellent


speed and quickness and will vie for a job at cornerback after impressive performance in Denver's off-season veteran camp.

Professional Record

GAMES PLAYED: 1976 (2).

PAUL HOWARD Guard

BIRTHDATE—Sept. 12, 1950
BIRTHPLACE—San Jose, Calif.
RESIDENCE—Redding, Calif.
HOW ACQUIRED—Draft #3a, 1973
COLLEGE—Brigham Young
HEIGHT—6-3
WEIGHT—260
YEAR WITH BRONCOS—5th




Could be one of the keys to Denver's bid to re-establish a potent offense ... Suffered back injury in '76 pre-season which placed him on Broncos' injured reserve list for the year ... Has great size and speed (4.85 in the 40) to be outstanding NFL player ... One of the strongest men in the line, Howard is expected to open at the right guard spot, picking up where he left off before his injury ... Excellent pass blocker with a desire to excel ... Started 14 games in '75 ... Was first team All-WAC pick and played in Senior Bowl and East-West Shrine game following outstanding career at BYU ... Also selected for both the Coaches' All-America Game and the College All-Star Game ... Played defensive end for two years as collegian before switching to offense ... Outstanding weight lifter who set records in Utah for bench press, squat and dead lift ... Married (Kathy), and has 4-year-old daughter, Nicole.

Professional Record

GAMES PLAYED: 1973 (14), 1974 (14), 1975 (14), 1976 (0).
ADDITIONAL STATISTICS: Recovered one fumble, 1975.

GLENN HYDE Guard/Tackle


BIRTHDATE—March 14, 1951
BIRTHPLACE—Boston, Mass.
RESIDENCE—Denver, Colo.
HOW ACQUIRED—FA, 1976
COLLEGE—Pittsburgh
HEIGHT—6-3
WEIGHT—250
YEAR WITH BRONCOS—2nd
PRO YEAR—4th



One of the hardest working offensive line candidates ... Came to Denver as free agent before start of '76 season, and played in 11 games, mostly as backup tackle and guard ... Can also make the long snap and is outstanding special teams player ... Considerable potential at either guard or tackle ... Played in WFL with Chicago in 1974 and Charlotte in 1975.

Professional Record

GAMES PLAYED: 1974 (—), 1975 (1), 1976 (11).



MARTIN IMHOF Defensive End

BIRTHDATE—Oct. 9, 1949
BIRTHPLACE—Seattle, Wash.
RESIDENCE—Del Mar, Calif.
HOW ACQUIRED—FA, 1976
COLLEGE—San Diego State
HEIGHT—6-6
WEIGHT—252
YEAR WITH BRONCOS—2nd
PRO YEAR—6th

Obtained as a free agent in late '76 to combat a rash of injuries in the defensive line ... Has good size and will compete with handful of new candidates for a backup job in the defensive line ... Originally drafted (4th) by St. Louis, Imhof was released by the Cardinals in '73, and signed by the Redskins where he played in '74 and '75, before going to New England last summer ... Played one game for the Broncos last season ... Has business administration degree from San Diego State ... Sells real estate in Solana Beach, Calif., in off-season ... Single.

Professional Record

GAMES PLAYED: 1972 (13), 1974 (14), 1975 (5), 1976 (1).

BERNARD JACKSON Defensive Back


BIRTHDATE—Aug. 24, 1950
BIRTHPLACE—
RESIDENCE—Inglewood, Calif.
HOW ACQUIRED—Trade with Cincinnati, 1977
COLLEGE—Washington St.
HEIGHT—6-0
WEIGHT—178
YEAR WITH BRONCOS—1st
PRO YEAR—6th

Acquired in off-season trade with Cincinnati, Jackson's move to Denver could be one of most important Bronco moves in recent years ... Can play either corner or safety ... Starting free safety for Bengals in '75 responded with five intercepts as well as leading team in kickoff returns ... Has 4.5 speed in the 40 and has reputation as a hitter ... Drafted by Bengals in 4th round of '72 draft after leading the PAC-8 in rushing during senior season at Washington State ... Made smooth transition to defense ... Is expected to open at weak safety although he might get a shot at right corner if Steve Foley moves to safety ... Played in 12 games last year.

Professional Record

Year	Club	INTERCEPTIONS					— KICKOFF RET. —			
		Games	No.	Yds.	Avg.	TD.	No.	Yds.	Avg.	TD.
1972	Cincinnati									
	NFL	14	1	0	0.0	0	21	509	24.2	0
1973	Cincinnati									
	NFL	14	1	0	0.0	0	21	520	24.8	0
1974	Cincinnati									
	NFL	14	1	17	17.0	0	29	682	23.5	0
1975	Cincinnati									
	NFL	14	5	97	19.4	0	25	587	23.5	0
1976	Cincinnati									
	NFL	12	1	0	0.0	0	None			
NFL Totals—										
5 Years		68	9	114	12.7	0	96	1751	18.2	0

ADDITIONAL STATISTICS: Caught one pass for 22 yards and recovered three fumbles, 1974; recovered one fumble for 16 yards, 1975.



TOM JACKSON Linebacker

BIRTHDATE—April 4, 1951
BIRTHPLACE—Cleveland, Ohio
RESIDENCE—Denver, Colo.
HOW ACQUIRED—Draft #4, 1973
COLLEGE—Louisville
HEIGHT—5-11
WEIGHT—220
YEAR WITH BRONCOS—5th


One of the most exciting defensive players in Broncos history ... Has great speed and mobility and was the team's fourth leading tackler last season with 109 ... Led the squad in interceptions with seven, one a 46-yard touchdown return against San Diego ... Led all AFC linebackers in interceptions ... Has started every game for Denver in the past two years ... Has the speed to go deep with receivers, and is one of most effective blitzers in the NFL ... Selected by the New York Post to its first team All Pro squad ... Teams with Gradishar, Rizzo and Swenson to give Denver one of NFL's strongest linebacking crews ... The most publicized linebacker in Louisville history, Tom was an All-Missouri Valley selection by coaches three straight years, and was named to Walter Camp All-America team ... Played in American Bowl and Blue-Gray game following senior season ... Will be starting weakside linebacker ...

Professional Record

Year	Club	— INTERCEPTIONS —				
		Games	No.	Yds.	Avg.	TD.
1973	Denver NFL	8		None		
1974	Denver NFL	13	1	39	39.0	0
1975	Denver NFL	14	2	0	0.0	0
1976	Denver NFL	14	7	136	19.4	1
Pro Totals—						
4 Years		49	10	175	17.5	1

CALVIN JONES Cornerback

BIRTHDATE—Jan. 26, 1951
BIRTHPLACE—San Francisco, Calif.
RESIDENCE—Seattle, Wash.
HOW ACQUIRED—Draft #15, 1973
COLLEGE—Washington
HEIGHT—5-7
WEIGHT—169
YEAR WITH BRONCOS—5th



Coming off a knee injury which sidelined him the last six games of '76, Calvin will have to pull all the stops to reclaim his job from Steve Foley ... But due to his size, Jones has always had to contend with that situation ... A surprise rookie starter after being drafted 15th in '73, Calvin's lack of size is no longer an item of concern in the Broncos camp ... Possessing unusual leaping ability, Jones ranks fifth among Denver career interceptors, swiping two before being sidelined last season ... Was named Pro Athlete of the Year for 1973 in the State of Washington following his rookie season ... A 3-year starter for Washington, he earned first team All-America honors by AP, and played in both the East-West Shrine Game and

the Hula Bowl ... An active leader in the FCA program, Calvin has appeared on the podium in a recent Billy Graham Crusade, and spoke at a White House reception for Christian athletes hosted by President Gerald Ford ... Married (Marlene).


Professional Record

		— INTERCEPTIONS —				
Year	Club	Games	No.	Yds.	Avg.	TD.
1973	Denver NFL	14	4	69	17.3	0
1974	Denver NFL	14	5	19	3.8	0
1975	Denver NFL	8	1	0	0.0	0
1976	Denver NFL	10	2	7	3.5	0

NFL Totals—						
4 Years	...	46	12	95	7.9	0

ADDITIONAL STATISTICS: Recovered one fumble, 1973; Recovered one fumble for 43 yards and touchdown, 1976.

JON KEYWORTH Running Back



BIRTHDATE—Dec. 15, 1950
BIRTHPLACE—San Diego, Calif.
RESIDENCE—Denver, Colo.
HOW ACQUIRED—Trade with Washington, 1974
COLLEGE—Colorado
HEIGHT—6-3
WEIGHT—230
YEAR WITH BRONCOS—4th


In only three seasons, Jon has amassed 1,448 yards to become Denver's third leading career rusher ... Gives Broncos the big back they were without for so many years and teams with Otis Armstrong in the starting backfield to give the Broncos an excellent one-two punch ... Top individual game was a 148-yard effort in a 1974 win at Oakland ... A versatile athlete who played eight positions as a collegian at Colorado, Jon is also a fine receiver, leading the team in that department in 1975 with 42 ... He has also scored 18 touchdowns to move into the top ten (9th) in that department on the Denver all-time list ... A good power runner with fine speed, Jon was drafted by the Redskins and traded to Denver for his rookie season ... Active in the community doing work for local benefits, Jon and wife Kerry have one son.

Professional Record

		— RUSHING —					RECEIVING			
Year	Club	Games	Att.	Yds.	Avg.	TD.	No.	Yds.	Avg.	TD.
1974	Denver NFL	14	81	374	4.6	10	12	109	9.1	0
1975	Denver NFL	14	182	725	4.0	3	42	314	7.5	1
1976	Denver NFL	14	122	349	2.9	3	22	201	9.1	1
NFL Totals—										
3 Years	...	42	385	1448	3.8	16	76	624	8.2	2

ADDITIONAL STATISTICS: Fumbles: 1974 (1), 1975 (4), 1976 (1). Returned four kickoffs or 85 yards in 1974. Recovered one fumble in 1974 and 1976.

JIM KIICK Running Back



BIRTHDATE—August 9, 1946
BIRTHPLACE—Paterson, N.J.
RESIDENCE—Miami, Fla.
HOW ACQUIRED—FA, 1976
COLLEGE—Wyoming
HEIGHT—5-11
WEIGHT—215
PRO YEAR—9th
YEAR WITH BRONCOS—2nd

An all-star veteran player, Jim made the Broncos roster last year as a free agent after leaving the Miami Dolphins in 1975 for the WFL ... An excellent receiver and a short yardage runner, Jim had an impressive off-season camp last spring and will battle a host of talented backfield candidates for a '77 job ... He gained more than 1,000 yards rushing and receiving in each of his first four seasons in the NFL, and although he was used sparingly in the Denver offense last season, still managed 114 yards rushing, ten receptions and two touchdowns for the Broncos ... Has more than 3,700 rushing yards in 8-year NFL career ... A three-year starter at nearby Wyoming, Jim was a three-time All-WAC player, and participated in the College All-Star Game in 1968 ... With wife (Alice) makes his off-season home in Evergreen, Colo.

Professional Record

		— RUSHING —					RECEIVING			
Year	Club	Games	Att.	Yds.	Avg.	TD.	No.	Yds.	Avg.	TD.
1968	Miami AFL	14	165	621	3.8	4	44	422	9.6	0
1969	Miami AFL	14	180	575	3.2	9	29	443	15.3	1
1970	Miami NFL	14	191	658	3.4	6	42	497	11.8	0
1971	Miami NFL	13	162	738	4.6	3	40	338	8.5	0
1972	Miami NFL	14	137	521	3.8	5	21	147	7.0	1
1973	Miami NFL	14	76	257	3.4	0	27	208	7.7	0
1974	Miami NFL	14	86	274	3.2	1	18	155	8.6	1
1975	Memphis WFL	11	121	462	3.8	9	25	259	10.4	1
1976	Denver NFL	14	31	114	3.7	1	10	78	7.8	1
NFL Totals—										
8 Years	...	111	1028	3758	3.7	29	231	2288	9.9	4
WFL Totals—										
1 Year	...	11	121	462	3.8	9	25	259	10.4	1
Pro Totals—										
9 years	...	122	1149	4220	3.7	38	256	2547	10.0	5

ADDITIONAL STATISTICS: Threw one incomplete pass and returned one kickoff for 28 yards in 1968; recovered three fumbles and completed one pass for 25 yards in 1970; completed one pass for 13 yards, 1974; scored five action points, 1975. Fumbles: 1968 (2), 1969 (2), 1970 (4), 1971 (1), 1972 (3), 1973 (3), 1974 (0), 1975 (—), 1976 (0).

BOBBY MAPLES Center



BIRTHDATE—Dec. 28, 1942
BIRTHPLACE—Mt. Vernon, Tex.
RESIDENCE—Houston, Tex.
HOW ACQUIRED—Trade with Pittsburgh, 1972
COLLEGE—Baylor
HEIGHT—6-3
WEIGHT—250
YEAR WITH BRONCOS—6th
PRO YEAR—13th


After being plagued by ankle problems last season, Bobby hopes

to return to form which earned him Denver's offensive MVP honors in 1975 ... One of the team's "senior citizens" at 34, Maples is one of game's finest deep snappers ... Set an endurance record in '75 when he put ball in play on every offensive play from scrimmage, and made every snap on every punt, field goal and PAT ... In '74, he missed just one offensive play ... Came to Denver via trade from Pittsburgh in '72, and has anchored offensive line ever since, although he yielded to Phil Olsen in late going last year ... Started 10 games last year but appeared in all 14 ... Was originally a fourth round linebacker draft choice by Houston in '65, before going to Steelers on waivers ... Was an All-Southwest Conference QB as a freshman at Baylor before switching to linebacker ... Named to Baylor all-star team of the '60's ... Makes Houston his off-season home where he is in real estate business ... Married (Sue) with three children, Sheila 14, Shannon, 10, and Sheree, 6.

Professional Record

GAMES PLAYED: 1965 (14), 1966 (13), 1967 (14), 1968 (14), 1969 (14), 1970 (14), 1971 (3), 1972 (12), 1973 (14), 1974 (14), 1975 (14), 1976 (14).

ADDITIONAL STATISTICS: Intercepted one pass for no yards and returned one kickoff for 15 yards, 1965; recovered one fumble for 12 yards, 1967; recovered one fumble, 1968 and 1969; fumbled once, 1970; recovered one fumble, 1974; returned one kickoff for 15 yards, 1975. Recovered one fumble, 1976.




CLAUDIE MINOR Offensive Tackle

BIRTHDATE—April 21, 1951
BIRTHPLACE—Pomona, Calif.
RESIDENCE—San Diego, Calif.
HOW ACQUIRED—Draft #3, 1974
COLLEGE—San Diego State
HEIGHT—6-4
WEIGHT—282
YEAR WITH BRONCOS—4th

Claudie has started every game since joining the Broncos as a third round draft choice in 1974, the first two years on the left side and last season at right tackle ... That's where he'll open in '77, and many feel this young giant has all the tools to be an all-pro performer ... At just a shade under 6-5, and around 280 pounds, he can run the 40 in 5.1 ... His speed, along with excellent footwork and great strength, is his greatest asset ... Started every game as offensive tackle for San Diego State after transferring from Mt. San Antonio JC where he was a defensive player ... Selected to play in Coaches' All-America Game ... Hobbies include fishing, chess, pool and wood sculpturing.

Professional Record

GAMES PLAYED: 1974 (14), 1975 (14), 1976 (14).



RANDY MOORE Defensive Tackle

BIRTHDATE—April 5, 1954
BIRTHPLACE—Johnstown, Pa.
RESIDENCE—Denver, Colo.
HOW ACQUIRED—Draft #12, 1976
COLLEGE—Arizona St.
HEIGHT—6-2
WEIGHT—241
YEAR WITH BRONCOS—2nd

A dedicated player who won a spot as a rookie last year ... Appeared in eight games before going out with knee surgery ... Will be in the thick of the battle for a backup job on potentially strong defensive line ... First team All-WAC as a senior at Arizona State ... Played in Coaches' All-America Game.

Professional Record

GAMES PLAYED: 1976 (8).

CRAIG MORTON Quarterback

BIRTHDATE—Feb. 5, 1943
BIRTHPLACE—Flint, Mich.
RESIDENCE—Dallas, Tex.
HOW ACQUIRED—Trade with N.Y. Giants, 1977
COLLEGE—California
HEIGHT—6-4
WEIGHT—210
YEAR WITH BRONCOS—1st
PRO YEAR—13th

One of the two new additions to the Broncos' quarterback corps, Morton comes to the Broncos from the New York Giants in exchange for Steve Ramsey ... Assuming the 13-year veteran makes it through the summer and onto the Broncos roster for the '77 season, he will become the 26th quarterback to appear in a regular season game for the Broncos in their 18 seasons ... Morton was a first round draft choice of Dallas in 1965 and spent ten year with the Cowboys before moving to the Giants in a trade consummated just before the trading deadline of 1974 ... In his two-and-a-half years in New York, Morton completed 461 of 884 passes for 52.1 percent, 5,734 yards and 29 touchdowns ... He has a career completion percentage mark of 52.7, and has passed for more than 16,000 yards ... In his first season in the AFC, Craig starts as the conference's sixth leading career passer ... Morton's top season as a pro came in 1972 in Dallas when, as the starter, he had 185 completions for 2,396 yards and 15 touchdowns, as the Cowboys made the playoffs for the seventh straight year ... A consensus All-American as a collegiate quarterback at California, Morton was also a top baseball star and turned down a bonus offer to join the Cowboys ... A bachelor, Morton divides his off-season time between Dallas and Aspen.

Professional Record

		— PASSING —						
Year	Club	Games	Att.	Cmp.	Pct.	Yds.	TD.	Int.
1965	Dallas NFL	4	34	17	50.0	173	2	4
1966	Dallas NFL	6	27	13	48.1	225	3	1
1967	Dallas NFL	10	137	69	50.4	978	10	10
1968	Dallas NFL	13	85	44	51.8	752	4	6
1969	Dallas NFL	13	302	162	53.6	2619	21	15
1970	Dallas NFL	12	207	102	49.3	1819	15	7
1971	Dallas NFL	10	143	78	54.5	1131	7	8
1972	Dallas NFL	14	339	185	54.6	2396	15	21
1973	Dallas NFL	14	32	13	40.6	174	3	1
1974	Dal (6)							
	NYG (8) NFL	14	239	124	51.9	1522	9	13
1975	NY Giants NFL	14	363	186	52.3	2359	11	16
1976	NY Giants NFL	12	284	153	53.9	1865	9	20
NFL Totals—								
12 Years		136	2192	1146	52.3	16013	109	122

		— RUSHING —				
Year	Club	Att.	Yds.	Avg.	TD.	
1965—Dallas NFL		3	—8	—2.7	0	
1966—Dallas NFL		7	50	7.1	0	
1967—Dallas NFL		15	42	2.8	0	
1968—Dallas NFL		4	28	7.0	2	
1969—Dallas NFL		16	62	3.9	1	
1970—Dallas NFL		16	37	2.3	0	
1971—Dallas NFL		4	9	2.3	1	
1972—Dallas NFL		8	26	3.3	2	
1973—Dallas NFL		1	0	0.0	0	
1974—Dal (6)-NYG (8) NFL		4	5	1.3	0	
1975—NY Giants NFL		22	72	3.3	0	
1976—NY Giants NFL		13	35	2.7	0	
NFL Totals—12 Years		113	358	3.2	6	

ADDITIONAL STATISTICS: Recovered one fumble, 1971 and 1972; recovered one fumble for minus 12 yards, 1973; recovered two fumbles for minus 14 yards, 1974; recovered three fumbles for minus 15 yards, 1975. Fumbles: 1965 (2), 1966 (0), 1967 (5), 1968 (1), 1969 (4), 1970 (1), 1971 (1), 1972 (4), 1973 (1), 1974 (4), 1975 (9).

HAVEN MOSES Wide Receiver

BIRTHDATE—July 27, 1946
BIRTHPLACE—Los Angeles, Calif.
RESIDENCE—Denver, Colo.
HOW ACQUIRED—Trade with Buffalo, 1972
COLLEGE—San Diego State
HEIGHT—6-3
WEIGHT—200
YEAR WITH BRONCOS—6th
PRO YEAR—10th



A 1972 trade with Buffalo for this steady performer has proved to be one of Denver's best ... The biggest target among Broncos wide receivers, Haven has grabbed 24 touchdown passes in his 5½ seasons to tie for third place for career TD receptions in the Denver record book ... His 3 TD catches vs. Houston in '73 tied a club record ... Originally a number one draft pick by the Bills in '68, he has 131 catches for 2,304 yards since coming to Denver ... Was unanimous Little All-America choice in '67 at San Diego State and played in the East-West Shrine Game, the Coaches' All-America and College All-Star games, as well as the Senior Bowl ... Has been a member of the Hemophilia Board of Trustees, and works for the Samsonite Corporation in the off-season ... Haven and wife, Joyce, have two children, Christopher Haven, 5, and Bryan Todd, 2.

Professional Record

		— RUSHING —					RECEIVING			
Year	Club	Games	Att.	Yds.	Avg.	TD.	No.	Yds.	Avg.	TD.
1968	Buffalo AFL	14	5	—4	—0.8	0	42	633	15.1	2
1969	Buffalo AFL	14			None		39	752	19.3	5
1970	Buffalo NFL	14			None		39	726	18.6	2
1971	Buffalo NFL	14			None		23	470	20.4	2
1972—Buffalo (5)- Denver (8) NFL		13	2	11	5.5	0	18	284	15.8	6
1973	Denver NFL	14	3	25	8.3	1	28	518	18.5	8
1974	Denver NFL	13	2	16	8.0	0	34	559	16.4	2
1975	Denver NFL	14			None		29	505	17.4	2
1976	Denver NFL	14	1	—4	—4.0	0	25	498	19.9	7
NFL Totals— 9 Years		124	13	44	3.4	1	277	4975	18.0	36

RILEY ODOMS Tight End

BIRTHDATE—March 1, 1950
BIRTHPLACE—Luling, Texas
RESIDENCE—Stafford, Texas
HOW ACQUIRED—Draft #1, 1972
COLLEGE—Houston
HEIGHT—6-4
WEIGHT—230
YEAR WITH BRONCOS—6th



Slowed for half of last season with a broken thumb, Riley came on strong to make 30 receptions for 477 yards last year, boosting his career catches to 176, fourth on the team's all-time list ... A three-time Pro Bowl selection, many feel Odoms is the premier tight end in the business, combining excellent speed, outstanding ability catching and running with the football, with outstanding blocking ability ... Scored twice on running plays last season, and has averaged just under 10 yards per carry in his career ... A great target, it's no secret that Odoms is expected to be a big part of the Denver offense in '77 ... An All-American tight end at Houston, Riley was Denver's first pick in the '72 draft, and the fifth player chosen ... Played in the Astro-Bluebonnet game and the Senior Bowl ... An exceptional athlete, he played freshman basketball at Houston and was a high jumper of note in high school ... Lives in Houston with wife Alnetia and daughter Veronica during off-season.

Professional Record

		— RUSHING —					RECEIVING			
Year	Club	Games	Att.	Yds.	Avg.	TD.	No.	Yds.	Avg.	TD.
1972	Denver NFL	14	5	72	14.4	0	21	320	15.2	1
1973	Denver NFL	14	5	53	10.6	0	43	629	14.6	7
1974	Denver NFL	14	4	25	6.3	0	42	639	15.2	6
1975	Denver NFL	14	5	27	5.4	0	40	544	13.6	3
1976	Denver NFL	14	3	36	12.0	2	30	457	15.9	3
NFL Totals— 5 Years		70	22	213	9.7	2	176	2589	14.7	20

ADDITIONAL STATISTICS: Recovered one fumble, 1972; recovered one fumble for a touchdown, 1975.

PHIL OLSEN Center

BIRTHDATE—April 26, 1948
BIRTHPLACE—Logan, Utah
RESIDENCE—Fountain Valley, Calif.
HOW ACQUIRED—Trade with Los Angeles, 1975
COLLEGE—Utah State
HEIGHT—6-4
WEIGHT—260
YEAR WITH BRONCOS—3rd
PRO YEAR—7th




Expected to continue his rapid improvement as a center, after switching to offense after coming to Denver from the Rams in '75 ... A versatile performer, Phil played both ways for the injury riddled Broncos of '75, but concentrated on offense last season, starting four games at center, and seeing action in all 14 ... Will contend with veteran Bobby Maples for a starting assignment in '77 ... A first round draft choice by New England in '70, Phil missed his rookie season with knee injury suffered in College All-Star camp ... He became a free agent and eventually joined the Rams, moving on to Denver in a trade which involved compensation rights to Otto Stowe

... An All-American defensive tackle at Utah State, Phil played in East-West and Hula Bowl games ... Married (Connie), makes off-season home in Fountain Valley, Calif. ... Collects and sells antique furniture and clocks.

Professional Record

GAMES PLAYED: 1971 (10), 1972 (14), 1973 (14), 1974 (14), 1975 (14), 1976 (14).

ADDITIONAL STATISTICS: Recovered one fumble, 1971 and 1975.



CHRIS PANE Cornerback


BIRTHDATE—May 19, 1953
BIRTHPLACE—Berkeley, Calif.
RESIDENCE—Livermore, Calif.
HOW ACQUIRED—FA, 1976
COLLEGE—Chico St.
HEIGHT—5-11
WEIGHT—180
YEAR WITH BRONCOS—2nd

Won a spot on the roster as a free agent last year, only to go down in the fourth game with a knee injury ... Was special teams standout and played some at corner where he will compete again in '77 ... Good hitter with excellent speed and reactions, Pane could be a factor in his second season ... Played with Hawaii of WFL in 1976.

Professional Record

GAMES PLAYED: 1975 (6), 1976 (4).

ADDITIONAL STATISTICS: Returned three punts for 7 yards, 1975.




SCOTT PARRISH Offensive Tackle

BIRTHDATE—June 6, 1953
BIRTHPLACE—Logan, Utah
RESIDENCE—Logan, Utah
HOW ACQUIRED—FA, 1976
COLLEGE—Utah St.
HEIGHT—6-6
WEIGHT—265
YEAR WITH BRONCOS—2nd

Added to the Broncos roster late in '76, and was active for the final three games of last season ... Has good size, and will be a candidate for a job with the rebuilt offensive line.

CRAIG PENROSE Quarterback

BIRTHDATE—July 25, 1953
BIRTHPLACE—Woodland, Calif.
RESIDENCE—Denver, Colo.
HOW ACQUIRED—Draft #4, 1976
COLLEGE—San Diego St.
HEIGHT—6-3
WEIGHT—222
YEAR WITH BRONCOS—2nd




A strong-armed quarterback prospect of considerable potential ... Started final two games of rookie season, getting win over Kansas City in game 13, but knocked out of Chicago finale early with chest

injury ... Threw for three touchdowns and was impressive in brief appearances in addition to his one full game ... Considered by many as Denver's quarterback of the future, lack of experience will be his only negative this year in competing for the starting job with veterans Craig Morton and Steve Spurrier, along with last year's rookie Norris Weese ... Has the strongest arm in camp ... Was Broncos 4th round draft pick after brilliant collegiate career at San Diego State where he was a two year starter after transferring from Colorado ... Was 1975 NCAA passing champion with 2,660 yards and 15 TD's ... First team All-America selection by Sporting News and Time Magazine ... Played in East-West Shrine Game, Blue-Gray Game and was MVP of Senior Bowl.

Professional Record

— PASSING —									
Year	Club	Games	Att.	Cmp.	Pct.	Yds.	TD.	Int.	
1976	Denver NFL	4	36	16	46.6	265	3	3	
— RUSHING —									
Year	Club		Att.	Yds.	Avg.	TD.			
1976	Denver NFL		2	—3	—1.5	0			




LONNIE PERRIN Running Back

BIRTHDATE—Feb. 3, 1952
BIRTHPLACE—Norfolk, Va.
RESIDENCE—Washington, D.C.
HOW ACQUIRED—Draft #5, 1976
COLLEGE—Illinois
HEIGHT—6-1
WEIGHT—222
YEAR WITH BRONCOS—2nd

A player of enormous potential, Lonnie has best speed of "big backs" on roster with a 4.6 forty clocking ... Gained 118 yards rushing in relief as a rookie, scoring twice ... Probably only player in NFL to be a key man on every kickoff, as he was not only impressive handling the kickoff duties for Denver, but led the team with a 27.9 yard average returning kickoffs ... In Red Miller's plans to alternate backs, Perrin will be a key figure ... Has good power inside and the speed to get outside, and is a good receiver ... One of the most highly recruited high school athletes to come out of the Washington, D.C. area, Lonnie was plagued by injuries as a collegian at Illinois, the reason he was available in the fifth round of the '76 draft ... As a senior, he rushed 171 times for 907 yards and six TD's, four of them in the final game of his college career ... Tied Illinois school record with 52-yard field goal ... Played in East-West Shrine Game.

Professional Record

— RUSHING —							— RECEIVING —			
Year	Club	Games	Att.	Yds.	Avg.	TD.	No.	Yds.	Avg.	TD.
1976	Denver NFL	14	37	118	3.2	2	4	35	8.8	0
KICKOFF RETURNS										
Year	Club		No.	Yds.	Avg.	TD.				
1976	Denver NFL		14	391	27.9	0				



RANDY POLTL Safety

BIRTHDATE—March 26, 1952
BIRTHPLACE—Long Beach, Calif.
RESIDENCE—Van Nuys, Calif.
HOW ACQUIRED—FA, 1975
COLLEGE—Stanford
HEIGHT—6-3
WEIGHT—190
PRO YEAR—4th
YEAR WITH BRONCOS—3rd

A player of outstanding athletic ability, Randy appeared in 12 Denver games last season and will compete for the weak safety position in '77 ... Carded one interception last year and was excellent special teams performer ... Started every game for three years at Stanford, and played rookie season with Minnesota, intercepting a pass in the NFC championship game and recovering a fumble in the Super Bowl ... An All-Coast selection his junior and senior years, Randy graduated in architecture ... Hobbies are art and music.

Professional Record

GAMES PLAYED: 1974 (5), 1975 (13), 1976 (12).

ADDITIONAL STATISTICS: Recovered one fumble, 1975; returned fumble (after lateral from teammate) 21 yards for touchdown, 1976. Intercepted one pass, 1976.

JOE RIZZO Linebacker

BIRTHDATE—Dec. 17, 1950

BIRTHPLACE—Astoria, New York

RESIDENCE—Denver, Colo.

HOW ACQUIRED—FA, 1974

COLLEGE—Merchant Marine Academy

HEIGHT—6-1

WEIGHT—220

YEAR WITH BRONCOS—4th



A real success story in the NFL, Joe was originally drafted by Buffalo out of the Merchant Marine Academy ... He was released medically, still recovering from knee surgery ... In '74, Joe signed with Denver as a free agent, made the squad, and ultimately became a starting linebacker ... A great hitter, Rizzo plays the strong side and got his first interception last season ... Missed final two games with a broken jaw, but was 12-game starter ... Even missing the final two games, he was the second leading tackler on the squad with 137 ... Moves inside in Denver's 3-4 alignment ... A two-year starter and being counted upon for many seasons ahead as a key man in Denver's young, but solid linebacking corps.

Professional Record

GAMES PLAYED: 1974 (11), 1975 (14), 1976 (12).

ADDITIONAL STATISTICS: Intercepted one pass for 8 yards, 1976.

JOHN SCHULTZ Wide Receiver

BIRTHDATE—June 10, 1953

BIRTHPLACE—Binghamton, Md.

RESIDENCE—Vestal, N.Y.


HOW ACQUIRED—FA, 1976

COLLEGE—Maryland

HEIGHT—5-10

WEIGHT—182

YEAR WITH BRONCOS—2nd



A free agent wide receiver who made the roster last year and will compete with the newcomers for a job again in 1977 ... Made two clutch catches as a rookie, and can return punts and kickoffs ... Was NCAA kickoff return leader as a senior at Maryland.

Professional Record

		— RECEIVING —					PUNT RETURNS			
Year	Club	Games	No.	Yds.	Avg.	TD.	No.	Yds.	Avg.	TD.
1976	Denver NFL	14	2	29	14.5	0	1	2	2.0	0

— KICKOFF RETURNS —					
Year	Club	No.	Yds.	Avg.	TD.
1976	Denver NFL	3	82	27.3	0

PAUL SMITH Defensive End

BIRTHDATE—Aug. 13, 1945

BIRTHPLACE—Ada, Oklahoma

RESIDENCE—Denver, Colo.

HOW ACQUIRED—Draft #9, 1968

COLLEGE—New Mexico

HEIGHT—6-3

WEIGHT—256

YEAR WITH BRONCOS—10th

With more seniority on the squad than anyone, Paul will become the first player to serve ten seasons on the Broncos roster this year ... A 9th round draft pick in '68, Paul has been a star performer, the highlight of his career coming in the 1972 and '73 seasons when he was named to the Pro Bowl squad ... Has been plagued by injury the past three seasons, and had knee surgery late last year ... Started ten games before going out with knee ... Has amazing quickness for big man and has for years been Denver's leading pass rusher ... Had 3½ QB sacks last season and didn't have a missed tackle in ten games ... A healthy Paul Smith would be a major factor in Denver's defensive plans for 1977.

Professional Record

GAMES PLAYED: 1968 (14), 1969 (14), 1970 (14), 1971 (14), 1972 (14), 1973 (14), 1974 (2), 1975 (13), 1976 (12).

ADDITIONAL STATISTICS: Recovered one fumble, 1969-71-73; recovered two fumbles for 38 yards and one touchdown, 1975.

STEVE SPURRIER Quarterback

BIRTHDATE—April 20, 1945

BIRTHPLACE—Miami Beach, Fla.

RESIDENCE—Gainesville, Fla.

HOW ACQUIRED—FA, 1977

COLLEGE—Florida

HEIGHT—6-1

WEIGHT—205

YEAR WITH BRONCOS—1st

PRO YEAR—11th

A former Heisman Trophy winner and a 10-year NFL veteran, Spurrier joined the Broncos in late Spring as a free agent, and is expected to battle Craig Morton, Craig Penrose and Norris Weese for the starting job ... Despite playing for a team that didn't win a game in '76, Spurrier had one of his best seasons last year with Tampa Bay ... He completed the most passes of his career (156) and attempted the most (311). Has a 51.9 percent career completion mark, and has thrown for 6,878 yards and 40 touchdowns ... Was impressive in a Mile High Stadium appearance vs. Denver last season, owning a 13-10 lead over Denver in the third period before Broncos exploded for 38 points in just over eight minutes ... Has 41 career starts with 49ers and Tampa Bay ... Was 49er first round draft choice in '67 but spent most of his career in shadow of John Brodie ... Led 49ers to NFC West title in '72, and was named the 1974 starter only to be felled by injury a week before season opener ... Set 49er single game completion record of 31 of 48 for 320 yards and one TD against Vikings in '73 ... Co-holder of 49er single game TD pass record with five against Chicago in '72 ... Completed fabulous college career by winning Heisman, being named unanimous

All-American, and making appearances in the Hula Bowl, Coaches' All-America Game and College All-Star Game ... Set 15 Florida school records and eight SEC marks ... Also has a 38-yard average in the NFL as a punter.

Professional Record

— PASSING —

Year	Club	Games	Att.	Cmp.	Pct.	Yds.	TD.	Int.
1967	San Fran. NFL	14	50	23	46.0	211	0	7
1968	San Fran. NFL	14			None			
1969	San Fran. NFL	6	146	81	55.5	926	5	11
1970	San Fran. NFL	14	4	3	75.0	49	1	0
1971	San Fran. NFL	6	4	1	25.0	46	0	0
1972	San Fran. NFL	13	269	147	54.6	1983	18	16
1973	San Fran. NFL	11	157	83	52.9	382	4	7
1974	San Fran. NFL	2	3	1	33.3	2	0	0
1975	San Fran. NFL	11	207	102	49.3	1151	5	7
1976	San Fran. NFL	14	311	156	50.2	1628	7	12
NFL Totals		105	1151	597	51.9	6378	40	60

— RUSHING —

Year	Club	Att.	Yds.	Avg.	TD.
1967	San Fran. NFL	5	18	3.6	0
1968	San Fran. NFL	1	—15	—15.0	0
1969	San Fran. NFL	5	49	9.8	0
1970	San Fran. NFL	2	—18	—9.0	0
1971	San Fran. NFL	1	2	2.0	0
1972	San Fran. NFL	11	51	4.6	0
1973	San Fran. NFL	9	32	3.6	2
1974	San Fran. NFL		None		
1975	San Fran. NFL	15	91	6.1	0
1976	Tampa Bay NFL	12	48	4.0	0
NFL Totals		61	258	4.2	2

PUNTING

Year	Club	No.	Avg.
1967	San Francisco NFL	73	37.6
1968	San Francisco NFL	68	39.0
1969	San Francisco NFL	12	39.0
1970	San Francisco NFL	75	38.4
1971	San Francisco NFL	2	38.5
1972-1976 (none)		0	0
NFL Totals		230	38.3

BOB SWENSON Linebacker

BIRTHDATE—July 1, 1953

BIRTHPLACE—Stockton, Calif.

RESIDENCE—Emeryville, Calif.


HOW ACQUIRED—FA, 1975

COLLEGE—California

HEIGHT—6-3

WEIGHT—215

YEAR WITH BRONCOS—3rd



One of the most pleasant surprises in a number of years, Bob made the team as a free agent linebacker in 1975 and became a starter when the Broncos went to the 3-4 alignment last year ... Has great range and quickness, and will play one of the outside spots ... Was the third leading tackler on the squad last season with 111, and had a pair of interceptions ... Was a defensive end at Cal, but made the move to linebacker in a breeze ... Has a degree in marketing and lists tennis, racquetball and rugby as his hobbies ... A bachelor, Bob makes Denver his off-season home.

Professional Record

— INTERCEPTIONS —

Year	Club	Games	No.	Yds.	Avg.	TD.
1975	Denver NFL	14	1	4	4.0	0
1976	Denver NFL	14	2	31	15.5	0
NFL Totals		28	3	35	11.7	0

BILL THOMPSON Safety

BIRTHDATE—October 10, 1946

BIRTHPLACE—Greenville, S.C.

RESIDENCE—Denver, Colo.


HOW ACQUIRED—Draft #3, 1969

COLLEGE—Maryland State

HEIGHT—6-1

WEIGHT—201

YEAR WITH BRONCOS—9th



Regarded by men in the National Football League as one of the game's finest strong safeties ... Bill has never received the post-season recognition the Broncos feel he deserves ... An eight year starter at corner and strong safety, Bill led all Denver defensive backs in tackles last year with 89, and perhaps opposition respect of his ability was he didn't have an interception ... primarily due to the fact that he was seldom tested ... Averaged ten yards in punt returns ... He's Denver's second leading career interceptor with 21, tops in punt returns with 155 for 1,813 yards, and as a rookie, led the AFL in both punt and kickoff returns, the only player in the history of the league to do so ... Was a third round draft choice in 1969, after starting every game for three years at Maryland State ... He was all-CIAA twice and an NAIA All-American twice ... Played one college game as a running back and rushed for 109 yards ... Single, Bill makes Denver his permanent home.

Professional Record

INTERCEPTIONS

PUNT RETURNS

Year	Club	Games	No.	Yds.	Avg.	TD.	No.	Yds.	Avg.	TD.
1969	Denver AFL	14	3	92	30.7	1	25	288	11.5	0
1970	Denver NFL	9	2	65	32.5	0	23	233	10.1	0
1971	Denver NFL	14	5	83	16.6	0	29	274	9.4	0
1972	Denver NFL	8	1	4	4.0	0	4	82	20.5	0
1973	Denver NFL	14	3	96	32.0	1	30	366	12.2	0
1974	Denver NFL	14	5	105	21.0	1	26	350	13.5	0
1975	Denver NFL	14	2	97	48.5	0	13	158	12.2	0
1976	Denver NFL	14		None			6	60	10.0	0

— KICKOFF RET. —

Year	Club	No.	Yds.	Avg.	TD.
1969	Denver AFL	18	513	28.5	0
1970	Denver NFL	9	188	20.9	0
1971	Denver NFL	5	105	21.0	0
1972	Denver NFL		None		
1973	Denver NFL	1	25	25.0	0
1974	Denver NFL	13	325	25.0	0
1975	Denver NFL		None		
1976	Denver NFL		None		

ADDITIONAL STATISTICS: Recovered three fumbles, 1969; recovered one fumble, 1970; recovered two fumbles for 15 yards, 1971; recovered two fumbles for 80 yards and one touchdown, 1973; recovered two fumbles, 1974.

GODWIN TURK Linebacker

BIRTHDATE—Oct. 15, 1950

BIRTHPLACE—Houston, Tex.

RESIDENCE—Houston, Tex.

HOW ACQUIRED—Trade with N.Y. Jets, 1976

COLLEGE—Southern

HEIGHT—6-2

WEIGHT—230

YEAR WITH BRONCOS—2nd

PRO YEAR—4th



A physical-type linebacker who can play either the middle or the

strong side, Turk came to Denver in an early season trade last year ... Appeared in 13 games, starting the final two when Joe Rizzo went out with injuries ... Credited with 21 tackles without a missed opportunity ... Drafted in the third round by the Jets in 1974, started all 14 games for New York in '75 ... Performed well on special teams in addition to part-time duty at strong side linebacker ... Has excellent speed to go with his size ... Married (Charaleta) with 4-year-old son, Yohance ... Is in the mortuary business in his hometown of Houston.


Professional Record

— INTERCEPTIONS —						
Year	Club	Games	No.	Yds.	Avg.	TD.
1975	NY Jets NFL	14	2	20	10.0	0
1976	Denver NFL	13		None		

ADDITIONAL STATISTICS: Recovered 2 fumbles, 1975; recovered 1 fumble, 1976.

JIM TURNER Kicker

BIRTHDATE—March 28, 1941
BIRTHPLACE—Martinez, Calif.
RESIDENCE—Denver, Colo.
HOW ACQUIRED—Trade with Jets, 1971
COLLEGE—Utah State
HEIGHT—6-2
WEIGHT—205
YEAR WITH BRONCOS—7th
PRO YEAR—14th



One need to do little more than look at Turner's record for 13 years in pro football to realize he is one of the game's all-time greats ... Is the fifth leading scorer in pro football history with 1,228 points ... In his six Denver seasons, he has become the team's leading career scorer with 531 points ... Came to Denver in 1971 trade which sent Bobby Howfield to the Jets ... In last year's game with the Jets, Jim had the unique distinction of being the leading career scorer for both teams ... Has a career field goal success percentage of .625, and is one of only three players to kick more than 250 field goals ... His 34 field goals in '68 is still an NFL record, and his string of 221 consecutive PAT's, broken in '74, is the second longest in the NFL record book ... Once kicked six field goals for the Jets in a game against Buffalo ... Kicked three field goals in Super Bowl III, providing the margin of victory for the Jets over Baltimore ... Was college quarterback at Utah State ... Has participated in NFL's United Way program, served as the '76 Jefferson County Cancer Crusade Chairman, and was one of three Broncos invited to a White House Prayer Breakfast with President and Mrs. Ford in '76 ... Also involved with Ronald McDonald House activities in Denver to benefit cancer patients at Children's Hospital ... Married (Mary Kay), lives year around in Denver and has three daughters.

	Conversions		Field Goals			Total
Year	No-Att	Pct.	No-Att	Pct.	Long	Points
1964 (Jets)	33-33	1.000	13-27	.481	50	72
1965	31-31	1.000	20-34	.588	49	91
1966	34-35	.971	18-35	.514	48	88
1967	36-39	.923	17-32	.531	48	87
1968	43-43	1.000	34-46	.739	49	145
1969	33-33	1.000	32-47	.680	50	129
1970	28-28	1.000	19-35	.542	42	85
1971 (Broncos)	18-18	1.000	25-38	.657	49	93
1972	37-37	1.000	20-29	.689	49	97
1973	40-40	1.000	22-33	.667	50	106
1974	35-39	.897	11-21	.523	43	68
1975	23-28	.821	21-29	.724	53	86
1976	36-39	.923	15-21	.714	47	81
Bronco Totals	189-201	.940	114-171	.667	53	531
Career Totals	427-443	.964	267-427	.625	53	1228

ADDITIONAL STATISTICS: Completed two of four passes for 25 yards, 1967; fumbled once, 1969; threw one interception, 1973; recovered one fumble, 1974.


Professional Football's Career Leaders

SCORING—1, George Blanda 2,002. 2, Lou Groza 1,608. 3, Fred Cox (Vikings) 1,316. 4, Jim Bakken (Cardinals) 1,264. 5, Jim Turner (Broncos) 1,228. 6, Gino Cappelletti 1,130. 7 (tie), Jan Stenerud (Chiefs) and Bruce Gossett 1,031. 9, Sam Baker 977. 10, Lou Michaels 955.

FIELD GOALS—1, George Blanda 335. 2, Fred Cox (Vikings) 274. 3, Jim Turner (Broncos) 267. 4 (tie), Lou Groza and Jim Bakken (Cardinals) 264. 6, Jan Stenerud (Chiefs) 239. 7, Bruce Gossett 219. 8, Lou Michaels 187. 9, Sam Baker 179. 10, Gino Cappelletti 176.

RICK UPCHURCH Wide Receiver

BIRTHDATE—May 20, 1952
BIRTHPLACE—Toledo, Ohio
RESIDENCE—Minneapolis, Minn.
HOW ACQUIRED—Draft #4b, 1975
COLLEGE—Minnesota
HEIGHT—5-10
WEIGHT—170
YEAR WITH BRONCOS—3rd




Rick is one of the NFL's top "game-breakers." ... How to get the ball to him more often will be one of the projects for Red Miller and his new staff ... With great speed, Rick is not only outstanding receiver despite his comparatively small stature, but is the NFL's finest return man ... selected for the Pro Bowl in that capacity last year ... In '76, he was NFL punt return leader with a 13.7 average on 39 returns and tied two of league's oldest records with four TD returns for the year, and two in one game (vs. Cleveland) ... In only two seasons, he has vaulted into third place among Bronco career marks for number of punt returns (66), punt return yardage (848), kickoff returns (62) and kickoff return yardage (1,598) ... As a receiver, has averaged just under 26 yards on 30 catches, and has a gaudy 7.6 rushing average ... A big-play expert, Rick was also on the receiving end of the third longest scoring pass on the Denver books, a 90-yard TD vs. Kansas City in '75 ... In his first pro game (vs. Chiefs), Rick rocketed for 284 yards, scoring on the 90-yard pass and an end-around ... NFLPA Rookie of the Year in '75, in addition to making all-rookie teams by Pro Football Writers, Football Digest and UPI ... A running back at Minnesota where he was a radio-television major ... An explosive starter with 4.5 speed.

Professional Record

— RUSHING —							RECEIVING			
Year	Club	Games	Att.	Yds.	Avg.	TD.	No.	Yds.	Avg.	TD.
1975—Denver NFL		14	16	97	6.1	1	18	436	24.2	2
1976—Denver NFL		13	6	71	11.8	1	12	340	28.3	1
NFL Totals		27	22	168	7.6	2	30	776	25.9	3
— PUNT RETURNS —							— KICKOFF RET. —			
Year	Club	No.	Yds.	Avg.	TD.		No.	Yds.	Avg.	TD.
1975—Denver NFL		27	312	11.6	0		40	1084	27.1	0
1976—Denver NFL		39	536	13.7	4		22	514	23.4	0
		66	848	12.8	4		62	1598	25.8	0

HERMAN WEAVER Punter



BIRTHDATE—November 17, 1948
BIRTHPLACE—Villa Rica, Georgia
RESIDENCE—Detroit, Michigan
HOW ACQUIRED—Trade with Detroit, 1977
COLLEGE—Tennessee
HEIGHT—6-4
WEIGHT—210
YEAR WITH BRONCOS—1st
PRO YEAR—8th


One of the Broncos' final off-season acquisitions, "Thunderfoot" came to Denver for an undisclosed draft choice ... He is expected to take over the punting chores and bring the team statistics out of the league cellar ... Averaged 39.5 yards on 83 punts in 1976, including his career long of 69 yards, and saw 15 of his kicks fielded inside the 20 ... Led the National Conference in punting in 1975 with a 42.0 average and finished second in the NFL to Oakland's Ray Guy ... Has a career average of 40.6 in seven seasons ... Originally a ninth round draft choice out of Tennessee by the Lions ... Has BS degree in Education ... Married (Suzanne) with two children, William Herman, Jr., 7, and Michelle, 4.

Professional Record

— PUNTING —				
Year	Club	Games	No.	Avg.
1970	Detroit NFL	14	62	40.0
1971	Detroit NFL	13	42	41.7
1972	Detroit NFL	14	43	40.3
1973	Detroit NFL	14	54	43.2
1974	Detroit NFL	14	72	38.5
1975	Detroit NFL	14	80	42.0
1976	Detroit NFL	14	83	39.5
NFL Totals		97	436	40.6

ADDITIONAL STATISTICS: Recovered one fumble for one yard, 1970; rushed once for 18 yards, fumbled once and recovered one fumble, 1973; threw one incomplete pass and recovered two fumbles, 1975; rushed once for no yards, completed one of two passes for 14 yards, 1976.

NORRIS WEESE Quarterback



BIRTHDATE—Aug. 12, 1951
BIRTHPLACE—Baton Rouge, La.
RESIDENCE—Brandon, Miss.
HOW ACQUIRED—FA, 1976
COLLEGE—Mississippi
HEIGHT—6-1
WEIGHT—195
YEAR WITH BRONCOS—2nd

One of the most versatile athletes to ever play for Denver ... Started the year as a backup QB, but along the way developed into the punter and held for Jim Turner placements ... Finished the season playing most of the way in the finale vs. Chicago and directed a come-from-behind win, 28-14 ... In that one he dazzled the Bears by rushing 12 times for 120 yards and the Broncos set single game rushing record ... Had a 51.1 completion percentage, and although he doesn't have the game's strongest arm, his leadership and running abilities make him valuable team member ... Will battle veterans Craig Morton and Steve Spurrier, along with last year's rookie Craig Penrose for a roster spot ... Has earned his CPA and is in the tax business in off-season home of Jackson, Miss. ... Originally

drafted by the Rams in '74, opted for Hawaii in the WFL, returned to and was released by Los Angeles, before signing free agent contract with Broncos ... Big finish against Chicago enabled Norris to complete the season as team's third leading rusher.

Professional Record

— PASSING —							
Year	Club	Games	Att.	Cmp.	Pct.	Yds.	TD.
1974	Hawaiians WFL	20	280	142	50.7	1847	14
1976	Denver NFL	14	47	24	51.1	314	1

— RUSHING —				
Year	Club	Att.	Yds.	Avg.
1974	Hawaiians WFL	37	240	6.5
1976	Denver NFL	23	142	6.2

— PUNTING —			
Year	Club	No.	Avg.
1974	Hawaiians WFL	15	540
1976	Denver NFL	52	1852

LOUIS WRIGHT Cornerback



BIRTHDATE—January 31, 1953
BIRTHPLACE—Gilmer, Texas
RESIDENCE—Bakersfield, Calif.
HOW ACQUIRED—Draft #1, 1975
COLLEGE—San Jose State
HEIGHT—6-2
WEIGHT—195
YEAR WITH BRONCOS—3rd

Appears to be ready to establish himself as one of the NFL's premier corners ... Has all the tools ... size, speed and attitude ... is the squad's fastest player at 4.4 in the forty ... Very strong against the run and a solid tackler, has developed into fine pass coverage man ... Led the corner men with 65 tackles last season, and was a major force in the Broncos defense which ranked 3rd in the NFL. vs. the rush and 3rd in the AFC in total defense ... A trackman of note at San Jose State, he posted a 9.6 in the 100, 21.2 in the 220, 47.6 in the 440 and 25-7 in the long jump ... He was also a two-year starter in football, and was an All-Coast selection by AP and UPI ... Played in the East-West Shrine Game and the Senior Bowl following his senior season ... Was the second defensive player ever taken in the first round of the draft by Denver.

Professional Record

INTERCEPTIONS					
Year	Club	Games	No.	Yds.	TD.
1975	Denver NFL	10	2	9	4.5
1976	Denver NFL	14	0	32	0
NFL Totals		24	2	41	20.5


ADDITIONAL STATISTICS: Recovered one fumble for 4 yards, 1975.

ROOKIES, FIRST-YEAR PLAYERS

Kenny Brown (1)

C

New Mexico




6-3 240 DOB: 4/19/54
Free Agent/1977

Can play center, guard or tackle on the offensive line ... A sociology major in college, Brown is a native of Pomona, Calif. ... Previously in camp with New Orleans and Oakland ...

Bill Bryan

C

Duke




6-2 244 DOB: 6/21/55
Draft #4/1977

First team All Atlantic Coast Conference and winner of the Jacobs Blocking trophy in 1975 and 1976 ... First team Football Writers All-American, second team Associated Press, honorable mention United Press and Football News ... Played in the East-West Shrine game ... Has run 4.9 in the 40 ...

Randy Cozens (1)

DE

Pittsburgh




6-4 233 DOB: 4/11/53
Draft #17/1976

Spent the 1976 season on injured reserve after a pre-season knee injury hampered his progress ... Played linebacker in college and in his early days with the Broncos, but is projected as a defensive end for 1977 ... Played one year of varsity football for the Panthers after transferring from Mesa (Ariz.) JC ... Has run a 4.9 40 ... Married.

Calvin Culliver

RB

Alabama



6-0 195 DOB: 4/11/55
Draft #8/1977


Rushed for 1,568 yards (5.4 average) and 16 touchdowns in four season with the Tide ... Was the leading scorer and rusher for the SEC's top rushing and scoring team in 1974 with 708 yards and eight touchdowns ... Suffered a hamstring muscle pull in track competition in 1976 and was slow to come back last fall ... He has apparently recovered, competing this spring for the Tide track team and having turned in a 9.6 100 yard

dash and a 10.5 100 meter time in major meets ... He was the only freshman to letter for Alabama in 1973 ... He was a two-time prep All-American, scoring 44 touchdowns and rushing for 3,200 yards in 25 games.

Karl Coleman

WR

Wyoming



5-8 165 DOB: 5/21/54
Free agent/1977

Won another look with the club after his performance in a free agent "walk-on" camp this spring ... Was a starting cornerback for WAC champion Wyoming last season and also returned kickoffs and punts ... Majored in education ...

Doug (Bucky) Dilts

P

Georgia



5-9 183 DOB: 12/6/53
Free agent/1977

A left-footed punter whose main claim to fame is "hang time", Bucky averaged 39.4 yards on 49 punts for Georgia in 1976, with a long of 67 yards ... Georgia coaches clocked him consistently in the 4.3 to 4.4 second range in hang time, a category which contributes very positively to the team's net punting average ... Dilts also is an accomplished "direction" kicker ... Averaged 38.7 (47 punts) in 1975 and 37.1 (36 kicks)

in 1974 for the Bulldogs, with a career long of 68 yards ...

Mike Dunafon (1)

RB

Northern Colorado



6-0 220 DOB: 4/6/54
Free agent/1977

A four-year starter at the University of Northern Colorado, Mike is back for his second shot at making the Bronco roster ... Rushed for 559 yards and four touchdowns, and caught 60 passes for 668 yards and three touchdowns in his UNC career ... His best season was in 1974, when he rushed 17 times for 164 yards and caught 30 passes for 348 yards, with Jerry Dattilio, now of Edmonton in the Canadian Football League, doing the quarterbacking ...

Ron Egloff


TE

Wisconsin




6-5 238 DOB: 10/3/55
Free agent/1977

Caught 20 passes for 308 yards and four touchdowns for the Badgers in 1976 ... A two-year starter for Wisconsin, he caught eight passes in 1975 and one in 1974, that coming in Wisconsin's 21-20 upset of Nebraska ... Sociology major ...

Tim Gillespie (1)**WR****St. Norbert**

5-10 170 DOB: 7/7/53
Free agent/1977

Played for Bronco quarterback Coach Babe Parilli with the Chicago Winds of the World Football League in 1975, and also was in camp with the New York Jets in 1976 ... A native of Mt. Prospect, Illinois, Tim was a history major in college ...

John Green (1)**WR****Doane College**

6-2 185 DOB: 6/7/51
Free agent/1977

A native of Sargent, Nebraska, Green had a previous tryout with Green Bay ... Caught the eye of the coaches in the spring "walk-on" camp and was invited back for summer camp ...

Carl Hargrave (1)**DB****Upper Iowa**

6-1 190 DOB: 11/8/54 Free agent/1977


A 15th-round draft pick of the Oakland Raiders in 1976, Hargrave is one of five players who were invited for further looks after the Broncos' "walk-on" camp this spring ... All-Iowa Conference selection for all four years in college ... In 1975, had seven interceptions for 155 yards, returned 14 kickoffs for a 25.3 average and 16 punts for an 11.0 average ... Father, William Hargrave, is state representative in Iowa ...

Phil Heck**LB****California**

6-2 230 DOB: 7/22/54
Draft #11/1977


Football News Honorable Mention All-American in 1976 ... United Press All-West Coast and second team All-American in 1975 ... Pac-8 Player-of-the-Week in 1975 (vs. Washington) ... Bronco Linebacker Coach Myrel Moore calls Heck a "Bob Swenson-type — a tremendously dedicated, hard working kid who could come in here and surprise a lot of people by winning a spot" ... Broncos figure on him as a backup to either Swenson

on the strong side or to Gradishar in the middle ...

John Huddleston (1)**LB****Utah**


6-3 231 DOB: 4/10/54
Draft #16/1976

Spent the 1976 season on injured reserve after suffering a groin injury in the Coaches All-America Game last summer ... Underwent surgery to repair the injury in December and is ready to contest for a spot in the linebacker corps ... All-Western Athletic Conference choice in his junior and senior seasons and was a three-year starter ... Father, Clarence (Hud) Huddleston played football and basketball at USC ...

Joe Hunt**DB****Michigan State**


5-10 174 DOB: 6/17/55
Free agent/1977

A two-year starter for Michigan State at corner in 1974 and 1975 ... Participated in 45 tackles in 1974 and 41 in 1975 ... One of the team leaders in minutes played in those years ... A native of Toledo, Ohio, Hunt majored in Urban and Metropolitan Studies ...

Charles Jackson**LB****Washington**


6-3 236 DOB: 3/22/55
Draft #9/1977

Football News, Associated Press Honorable Mention All-American in 1976 ... Second team All Pac-8 in 1975 ... Red Miller: "Charlie is one of the few who can come in here and compete at two spots: at nose and as a strong side linebacker, both positions where we are looking for some depth" ... He has good quickness and speed (4.75 in the 40), agility and body strength ...

Darrell Jenkins (1)**RB****San Jose St.**

6-2 235 DOB: 2/14/52
Waivers/49ers/1977

Claimed from the 49ers during the off-season, Jenkins is a large, powerful fullback-type who will get a close look this summer ... Gained 280 yards on 62 carries for a 4.5 average as a senior ... Gained 95 yards in the Spartans' win over San Diego State which gave San Jose the PCAA championship ...


Kurt Knoff (1)**DB****Kansas**

6-2 188 DOB: 4/6/54
Draft #2/1976

Spent 1976 on the injured reserve list as rehabilitation from knee injury went slower than expected, but is at full strength and ready for the 1977 season ... A three-time All-Big Eight selection, Kurt was a four-year starter for the Jayhawks ... Despite missing the final three games of his senior season, he was named to the Sporting News All-America team and also the third team of the Associated Press All-America team ... Selected for the Hula Bowl and the Japan Bowl in Tokyo ... 210 career tackles for the Jayhawks ... An outstanding student, Knoff also starred for the KU baseball team ... High school athlete of the year in Minnesota as a senior ...

Scott Levenhagen**TE****Western Illinois**

6-5 225 DOB: 11/20/54
 Draft #12/1977



First team Associated Press Little All-American in 1976 after catching 39 passes for 717 yards and five touchdowns ... In 1975, caught 32 passes for 636 yards and five touchdowns, and named to the AP's second team Little All-American ... Has been timed at 4.7 for the 40 ... From Red Miller's alma mater ...

Oren Middlebrook**WR****Arkansas State**

6-1½ 180 DOB: 1/23/53
 Draft #10/1977



Caught 13 passes for 215 yards and two touchdowns in 1976 for a team that only completed 48 passes all season ... In 1975, caught 11 of the team's 39 completions for 169 yards ... Missed the 1974 season with a broken ankle, after transferring from Itawamba Junior College in Mississippi ... Has turned in a 4.6 clocking in the 40 ... Red

Miller: "This our 'sleeper' for the draft — he could come in here and win a spot. His stats are deceiving as they don't throw the ball a whole lot down there. He's tough, he will block, and he will go after the ball in a crowd. This is a good pick in this round." ...

Rob Lytle**RB****Michigan**

5-11 195 DOB: 11/12/54
 Draft #2/1977




Made nearly everyone's first All-American team: Associated Press, United Press, Football News, Kodak; Newspaper Enterprise Association second team; All Big Ten First team ... Big Ten Champion for rushing and all-purpose running (including kick returns), seventh in NCAA rushing, eighth in all-purpose running ... As a senior, carried 203

times for 1,402 yards, 6.9 average and 13 touchdowns ... As a junior rushed for over 1,000 yards and 10 touchdowns, for a two year total of 2,457 yards on 396 carries (6.2 average) and 23 touchdowns ... Michigan Coach Bo Schembechler calls Lytle "... the greatest back I've ever coached or been around." ... Red Miller: "This is a quality guy who has played for two years in a good conference and has shown that he is able to produce under duress. We had Rob rated 15th in the country on our list of prospects and considered taking him in the first round." ... Lytle has clocked 4.4 in the 40, and has run 6.1 in the 60 as a member of the Wolverine track team ... Finished third in the Heisman Trophy vote last year behind Tony Dorsett and Ricky Bell ...

Rob Nairne**LB****Oregon State**


6-4 220 DOB: 3/24/54
 Free agent/1977



Nairne's coaches at Oregon State compare him favorably with Bob Horn, another OSU grad who is a starter with the Chargers ... Scouts feel that Nairne, with some added weight, has the potential to play in the NFL ... A native of Ferndale, Calif., Nairne played four years for Oregon State ...

Al Oliver (1)**OT****UCLA**


6-7 270 DOB: 1/11/52
 Free agent/1977



A third-round draft choice for the Rams in 1974, Oliver played that season for Hawaii of the World Football League ... He signed with the Rams in 1975, but spent the season on the reserve list with a leg injury ... A former All-Coast selection in college, Oliver attends Talbot Theological Seminary in the off-season ...

Brison Manor (1)**DE****Arkansas**


6-4 248 DOB: 8/10/52
 Free agent/1976



A pre-season knee injury put Brison on the shelf for 1976, but Bronco coaches feel he has the potential to become a star in the NFL ... One of the Jets' final cuts in 1975, Manor signed with the Broncos as a free agent last season ... A native of Bridgeton, N.J., he played at Pratt (Kan.) JC for two years before transferring to Arkansas ...

Mike Otto (1)**LB****Nevada-Las Vegas**


6-3 220 DOB: 6/6/54
 Free agent/1977



Mike returns for another shot this summer after being one of the Broncos' final cuts in 1976 ... A Denver native, Otto was an All-City tight end at Lincoln High ... He went to Mesa Junior College in Grand Junction for two years before transferring to the University of Nevada-Las Vegas ...

Larry Riley**DB****Salem College**


5-10 189 DOB: 11/21/54
Free agent/1977



Larry was a starting cornerback for Salem (W.Va.) College before being switched to tailback for the 1976 season ... He responded with over 1,350 yards rushing in ten games ... The Bronco staff projects him as a cornerback for the National Football League ... A native of Poughkeepsie, N.Y., Riley was a secondary education major in college ...

Larry Swider**P****Pittsburgh**


6-1 187 DOB: 2/1/55
Draft #7/1977



Was the leading senior punter in the nation with a 44.8 average on 58 kicks in 1976; also averaged 40.8 on the same number of kicks in 1975 ... Punted for three years for the Panthers and also held for field goals and extra points ... Played defensive safety at one time ... A three-step, right-footed punter ...

Steve Schindler**OG****Boston College**

6-3 260 DOB: 7/24/54
Draft #1/1977




Newspaper Enterprise Association and Football Writers First Team All-American; Associated Press Second Team All-American; United Press Honorable Mention All-American; Associated Press and New York Times All-East ... "We feel that Steve is the type of guy who can come in and play for a long time," says Bronco Coach Red Miller.

"He has good speed (5.0 in the 40), size and mobility; he has tremendous strength (bench press over 400 pounds) and is an intense, dedicated guy. He fits the concept of the type of guy we want on our team." ... Graduated in January with a degree in marketing and worked as a security guard at Boston Garden until football season began ... One of three Eagle players drafted in the first two rounds ... As sophomore and junior played on same team with quarterback Mike Kruczek, now of Pittsburgh Steelers. ... Single ...

Tom Shaffner (1)**WR****Defiance College**

5-9 181 DOB: 12/23/51
Free agent/1977



A veteran of three seasons in the Central States Football League, Shaffner will be looking for a spot on the roster as a wide receiver or return specialist ... Played with the Madison Mustangs in 1974 and the Delavan Red Devils in 1975-76 ... Rushed for 819 yards on 116 carries for a 7.1 average and 15 TDs for Delavan and was named Offensive MVP of the Chicagoland League in 1976 ...

Larry Steele (1)**P****Santa Rosa JC**


5-10 180 DOB: 1/5/50
Free agent/1977



Rejoins the Broncos after a three-year absence ... Spent the 1974 pre-season with the club and averaged 38 yards on 16 punts, but was released just prior to the start of the regular season ...

Del White**LB****Fresno State**

6-3 228 DOB: 10/17/53
Free agent/1977



Another linebacker who has the potential to put on some weight and step in and play in the NFL ... A three-year starter at Fresno State after transferring from Fresno City College ... Played basketball at FCC ... Majored in criminology ...

VETERAN ROSTER ANALYSIS

Year	Draft	Trade	Free Agents/Waivers
1968	P. Smith - 9		
1969	Thompson - 3		
1970	None		
1971	Alzado - 4a	Turner - Jets	
1972	Odoms - 1	Maples - Steelers	
		Moses - Bills	
1973	Armstrong - 1		
	Chavous - 2		
	Howard - 3a		
	T. Jackson - 4		
	Grant - 7b		
	Jones - 15		
1974	Gradishar - 1	Keyworth - Redskins	Rizzo
	Minor - 3		
	Brown - 17		
1975	Wright - 1	Olsen - Rams	Dolbin
	Franckowiak - 3a		Poltl
	Upchurch - 4b		Swenson
	Carter - 5b		
	Foley - 8		
1976	Glassic - 1	Bain - Packers	Baska
	Penrose - 4	Turk - Jets	
	Perrin - 5		Goodman
	Moore - 12		Hammond
	Evans - 14		Hardee
			Hyde
			Imhof
			Kick
			Pane
			Parrish
			Schultz
			Weese
			Du Lac
1977		Morton - Giants	
		B. Jackson - Bengals	
		Weaver-Lions	

DENVER BRONCOS VETERAN ROSTER

Games
in '76

No.	Name	Position	Height	Weight	NFL Exp.	Birthdate	Birthplace	College	Residence	Games in '76
77	Alzard, Lyle	DE	6-3	252	7	4/3/49	Brooklyn, N.Y.	Yankton College	Denver, Colo.	1
24	Armstrong, Otis	RB	5-10	196	5	11/15/50	Chicago, Ill.	Purdue	Denver, Colo.	14
75	Bain, Bill	T	6-4	270	3	8/9/52	Los Angeles, Calif.	So. Calif.	Pico Rivera, Calif.	14
54	Baska, Rich	LB	6-3	225	2	2/19/52	Bismark, N.D.	UCLA	Littleton, Colo.	14
87	Brown, Boyd	TE	6-4	216	4	5/24/52	Crosby, Miss.	Alcorn, A & M	Crosby, Miss.	14
68	Carter, Rubin	DT	6-0	256	3	12/12/52	Pompano Beach, Fla.	Miami	Ft. Lauderdale, Fla.	14
79	Chavous, Barney	DE	6-3	252	3	3/22/51	Aiken, S.C.	Wake Forest	Denver, Colo.	13
82	Dolbin, Jack	WR	5-10	180	3	10/12/48	Pottsville, Pa.	E. Michigan	Denver, Colo.	14
61	Du Lac, Bill	G	6-4	260	3	1/15/51	Detroit, Mich.	Miss. College	Detroit, Mich.	—
56	Evans, Larry	LB	6-2	216	2	7/11/53	Jasper County, Miss.	Tulane	Bloxi, Miss.	14
43	Foley, Steve	S	5-11	180	2	11/11/53	New Orleans, La.	Central Mich.	New Orleans, La.	14
31	Frankowiak, Mike	RB	6-3	220	3	3/25/53	Grand Rapids, Mich.	Virginia	Grand Rapids, Mich.	14
62	Glass, Tom	G	6-4	254	2	4/17/54	Elizabeth, N.J.	Colorado	Warren, N.J.	14
64	Goodman, Harvey	G	6-4	260	2	9/16/52	Los Angeles, Calif.	Ohio St.	Broomfield, Colo.	14
53	Gradishar, Randy	LB	6-3	233	4	3/3/52	Warren, Ohio	So. California	Denver, Colo.	14
63	Grant, John	DT	6-3	235	5	6/28/50	Boise, Idaho	Montana St.	Denver, Colo.	13
72	Hammond, Wayne	DT	6-5	257	2	1/30/53	Minneapolis, Minn.	Huntington Beach, Calif.	Huntington Beach, Calif.	5
23	Hardee, Billy	CB	6-0	185	2	8/12/54	Lakeland, Fla.	Virginia Tech	Mulberry, Fla.	2
60	Howard, Paul	G	6-3	260	4	9/12/50	San Jose, Calif.	Brigham Young	Redding, Calif.	—
65	Hyde, Glenn	OT	6-3	250	4	3/14/51	Boston, Mass.	Pittsburgh	Denver, Colo.	11
73	Imhof, Martin	DE	6-6	252	6	10/9/49	Seattle, Wash.	San Diego St.	Del Mar, Calif.	1
28	Jackson, Bernard	DB	6-0	178	6	8/24/50	Inglewood, Calif.	Washington St.	Inglewood, Calif.	—
57	Jackson, Tom	LB	5-11	220	5	4/4/51	Cleveland, Ohio	Louisville	Denver, Colo.	14
26	Jones, Calvin	CB	5-7	169	5	1/26/51	San Francisco, Calif.	Washington	Seattle, Wash.	10

32	Keyworth, Jon	RB	6-3	230	4	12/15/50	San Diego, Calif.	Colorado	Denver, Colo.	14
33	Klick, Jim	RB	5-11	215	8	8/9/46	Lincoln Park, N.J.	Wyoming	Denver, Colo.	14
50	Maples, Bobby	C	6-3	250	13	12/28/42	Mt. Vernon, Tex.	Baylor	Houston, Tex.	14
71	Minor, Claude	T	6-4	280	4	4/21/51	Pomona, Calif.	San Diego St.	San Diego, Calif.	14
76	Moore, Randy	DT	6-2	241	2	4/5/54	Johnstown, Pa.	Arizona St.	Denver, Colo.	8
18	Morton, Craig	QB	6-4	210	13	2/5/43	Flint, Mich.	California	Dallas, Tex.	12
25	Moses, Haven	WR	6-2	208	10	7/27/46	Los Angeles, Calif.	San Diego St.	Denver, Colo.	14
88	Odoms, Riley	TE	6-4	230	6	3/1/50	Corpus Christi, Tex.	Houston	Corpus Christi, Tex.	14
58	Olsen, Phil	C	6-4	260	7	4/26/48	Logan, Utah	Utah St.	Fountain Valley, Calif.	14
23	Pane, Chris	FS	5-11	180	2	5/19/53	Berkeley, Calif.	Chico St.	Livermore, Calif.	4
74	Parrish, Scott	QB	6-6	265	2	6/16/53	Logan, Utah	Utah St.	Logan, Utah	—
12	Penrose, Craig	QB	6-6	222	2	7/25/53	Woodland, Calif.	San Diego St.	Denver, Colo.	4
35	Perrin, Lonnie	RB	6-1	222	2	3/26/52	Norfolk, Va.	Illinois	Washington, D.C.	14
21	Polli, Randy	S	6-3	190	4	12/17/50	Astoria, N.Y.	Stanford	Englewood, Colo.	12
59	Rizzo, Joe	LB	6-1	220	4	6/10/53	Birmingham, Md.	Mer. Mar. Acad.	Denver, Colo.	12
84	Schultz, John	WR	5-10	182	2	8/13/45	Roswell, N.M.	Maryland	Vestal, N.Y.	14
70	Smith, Paul	DT	6-3	256	10	4/20/45	Johnson City, Tenn.	New Mexico	Denver, Colo.	11
11	Spurner, Steve	QB	6-1	205	11	7/1/53	Stockton, Calif.	Florida	Gainesville, Fla.	13
51	Swenson, Bob	LB	6-3	220	3	10/10/46	Greenville, S.C.	California	Denver, Colo.	14
36	Thompson, Bill	S	6-1	200	9	10/15/50	Houston, Tex.	Maryland St.	Denver, Colo.	14
55	Turk, Godwin	LB	6-2	230	4	3/28/41	Martinez, Calif.	Southern	Houston, Tex.	13
15	Turner, Jim	K	6-2	205	14	5/20/52	Toledo, Ohio	Utah St.	Denver, Colo.	14
80	Upchurch, Rick	WR	5-10	170	3	8/27/46	New Rochelle, N.Y.	Minnesota	Denver, Colo.	7
42	Van Heusen, Bill	WR/P	6-1	200	10	9/12/51	Baton Rouge, La.	Maryland	Brandon, Miss.	14
14	Weese, Norris	QB	6-1	195	2	8/5/48	Chicago, Ill.	Mississippi	Denver, Colo.	7
78	White, Jim	DE	6-4	250	5	1/31/53	Gilmer, Tex.	Colorado St.	Denver, Colo.	14
20	Wright, Louis	CB	6-2	195	3			San Jose St.	Bakersfield, Calif.	14

DENVER BRONCOS 1977 ROOKIE ROSTER

Name	Position	Height	Weight	Birthdate	Birthplace	College	Residence	How Acquired
Brown, Ken	C	6-3	240	4/19/54	Saginaw, Mich.	New Mexico	Pomona, Calif.	FA/77
Bryan, Bill	C	6-2	244	6/21/55	Burlington, N.C.	Duke	Burlington, N.C.	D4/77
Canada, Larry	FB	6-2	235	12/16/54	Chicago, Ill.	Wisconsin	Madison, Wisc.	FA/77
Coleman, Karl	WR	5-8	165	5/21/54	Memphis, Tenn.	Wyoming	Memphis, Tenn.	FA/77
Cozens, Randy (1)	DE	6-4	235	4/11/53	Phoenix, Ariz.	Pittsburgh	Scottsdale, Ariz.	D17/76
Culliver, Calvin	RB	6-0	195	4/11/55	Escambia, Ala.	Alabama	Tuscaloosa, Ala.	D8/77
Ditts, Doug	P	5-9	183	12/6/53	Corpus Christi, Tex.	Georgia	Athens, Georgia	FA/77
Dunaton, Mike (1)	RB	6-0	220	4/6/54	Phoenix, Ariz.	Northern Colo.	Golden, Colo.	FA/77
Egloff, Ron	TE	6-5	238	10/3/55	Garden City, Mich.	Wisconsin	Madison, Wisc.	FA/77
Gillespie, Tim (1)	WR	5-10	170	7/7/53	Chicago, Ill.	St. Norbert	Mt. Prospect, Ill.	FA/77
Green, John (1)	WR	6-2	185	6/7/51	Sargent, Neb.	Doane College	Crete, Neb.	FA/77
Hargrave, Carl	DB	6-1	190	11/8/54	Frankfurt, Germany	Upper Iowa	Iowa City, Iowa	FA/77
Heck, Phil	LB	6-2	230	7/22/54	Fresno, Calif.	California	Berkeley, Calif.	FA/77
Huddleston, John (1)	LB	6-3	231	4/10/54	Los Angeles, Calif.	Utah	Denver, Colo.	D11/77
Hunt, Joe	CB	5-10	174	6/17/55	Toledo, Ohio	Michigan St.	West Lansing, Mich.	D16/76
Jackson, Charles	LB	6-3	236	3/22/55	Berkeley, Calif.	Washington	Berkeley, Calif.	FA/77
Jenkins, Darrell (1)	RB	6-2	235	2/14/52	San Francisco, Calif.	San Jose St.	San Jose, Calif.	D9/77
Knoff, Kurt (1)	DB	6-5	188	4/6/54	East Grand Forks, Minn.	Kansas	Lawrence, Kansas	FA/77
Levenhagen, Scott	TE	6-1	225	11/20/54	Milwaukee, Wisc.	Western Illinois	Wauwatosa, Wisc.	D2/76
Lytle, Rob	RB	6-1	195	11/12/54	Fremont, Ohio	Michigan	Fremont, Ohio	D12/77
Manor, Brison (1)	DE	6-4	248	8/10/52	Bridgeton, N.J.	Arkansas	North Little Rock, Ark.	D2/77 FA/76

Middlebrook, Oren	WR	6-2	180	1/23/53	Aberdeen, Miss.	Arkansas St.	Aberdeen, Miss.	D10/77
Nairne, Rob	LB	6-4	220	3/24/54	Redding, Calif.	Oregon St.	Corvallis, Ore.	FA/77
Oliver, Al (1)	OT	6-7	270	1/11/52	Artesia, Calif.	UCLA	Bellflower, Calif.	FA/77
Otto, Mike (1)	LB	6-3	220	6/6/54	Denver, Colo.	Nevada-LV	Denver, Colo.	FA/77
Riley, Larry	CB	5-10	189	11/21/54	Eustis, Fla.	Salem College	Poughkeepsie, N.Y.	FA/77
Schindler, Steve	G	6-3	260	7/24/54	Caldwell, N.J.	Boston College	Paoli, Pa.	D1/77
Shaffner, Tom (1)	WR	5-9	181	12/23/51	Dayton, Ohio	Defiance	Janesville, Wisc.	FA/77
Steele, Larry (1)	P	5-10	180	1/5/50	Santa Rosa, Calif.	Santa Rosa J.C.	Santa Rosa, Calif.	FA/77
Sullivan, David	WR	6-0	180	1/31/51	Hamsburg, Pa.	Virginia	Middletown, Pa.	FA/77
Swider, Larry	P	6-1	187	2/1/55	Limestone, Maine	Pittsburgh	Rockton, Pa.	D7/77
White, Quentious	LB	6-3	228	10/18/53	Fresno, Calif.	Fresno City Col.	Fresno, Calif.	FA/77

Offense

Wide Receiver

Rick Upchurch
Jack Dolbin
Tom Shaffner
Dave Sullivan
John Green

Herman Weaver
Larry Steele
Larry Swider
Bucky Dilts

Jim Turner

Bill Bain
Harvey Goodman
Al Oliver

Tom Glassic
Glenn Hyde
Steve Schindler

Bobby Maples
Phil Olsen
Bill Bryan
Ken Brown

Claudie Minor
Scott Parrish

Tight End

Riley Odoms
Boyd Brown
Scott Levenhagen
Ron Egloff

Wide Receiver

Haven Moses
John Schultz
Oren Middlebrook
Karl Coleman
Tim Gillespie

Running Back

Otis Armstrong
Jim Kiick
Rob Lytle
Calvin Culliver
Darrell Jenkins
Mike Dunafon

Running Back

Jon Keyworth
Lonnie Perrin
Mike Francowiak
Larry Canada

Defense

Left End

Barney Chavous
Paul Smith
Randy Cozens

Bob Swenson
John Huddleston
Charles Jackson
Mike Otto

Inside Linebacker

Joe Rizzo
Godwin Turk

Nose

Rubin Carter
John Grant
Wayne Hammond
Randy Moore

Inside Linebacker

Randy Gradishar
Rick Baska
Phil Heck

Right End

Lyle Alzado
Brison Manor
Martin Imhof

Outside Linebacker

Tom Jackson
Larry Evans
Rob Nairne
Del White

Left Corner

Louis Wright
Billy Hardee
Larry Riley

Strong Safety

Bill Thompson
Kurt Knoff
Carl Hargrave

Free Safety

Randy Polt
Bernard Jackson
Chris Pane

Right Corner

Steve Foley
Calvin Jones
Joe Hunt

1977 OPPONENTS

Baltimore Colts

Aug. 5 at Mile High Stadium (pre-season);
Nov. 27 at Mile High Stadium.

ADDRESS: Executive Plaza III, Hunt Valley, Maryland 21031. TELEPHONE: 301-667-4400. COACH: Ted Marchibroda. DIRECTOR OF PUBLIC RELATIONS: Wilt Browning. 1976 RECORD: 11-3.

St. Louis Cardinals

Aug. 13 at Mile High Stadium (pre-season);
Sept. 18 at Mile High Stadium.

ADDRESS: 200 Stadium Plaza, St. Louis, Missouri 63102. TELEPHONE: 314-421-0777. COACH: Don Coryell. DIRECTOR OF PUBLIC RELATIONS: Kevin Byrne. 1976 RECORD: 10-4.

Atlanta Falcons

Aug. 20 at Atlanta Stadium, Atlanta, Ga. (pre-season)

ADDRESS: 521 Capitol Ave. SW, Atlanta, Ga. 30312. TELEPHONE: 404-688-8684. COACH: Leeman Bennett. DIRECTOR OF PUBLIC RELATIONS: Charlie Dayton. 1976 RECORD: 4-10.

Philadelphia Eagles

Aug. 28 at Veterans Stadium,
Philadelphia (pre-season).

ADDRESS: Veterans Stadium, Broad St. and Pattison Ave., Philadelphia, Pa. 19148. TELEPHONE: 215-463-2500. COACH: Dick Vermeil. DIRECTOR OF PUBLIC RELATIONS: Jim Gallagher. 1976 RECORD: 4-10.

Seattle Seahawks

Sept. 2 at Seattle (pre-season); Oct. 2 at Seattle.

ADDRESS: 1200 Westlake Avenue North, Seattle, Washington 98109. TELEPHONE: 206-827-9777. COACH: Jack Patera. DIRECTOR OF PUBLIC RELATIONS: Don Andersen. 1976 RECORD: 2-12.

San Francisco 49ers

Sept. 10 at San Francisco (pre-season).

ADDRESS: 1255 Post St., Suite 300, San Francisco, California 94109. TELEPHONE: 415-771-1149. COACH: Ken Meyer. DIRECTOR OF PUBLIC RELATIONS: George McFadden. 1976 RECORD: 8-6.

Buffalo Bills

Sept. 25 at Mile High Stadium.

ADDRESS: One Bills Drive, Orchard Park, N.Y. 14127. TELEPHONE: 716-648-1800. COACH: Jim Ringo. DIRECTOR OF PUBLIC RELATIONS: Budd Thalman. 1976 RECORD: 2-12.

Kansas City Chiefs

Oct. 9 at Mile High Stadium;
Nov. 20 at Kansas City.

ADDRESS: One Arrowhead Drive, Kansas City, Missouri 64129. TELEPHONE: 816-924-9300. COACH: Paul Wiggan. DIRECTOR OF PUBLIC RELATIONS: Bob Sprenger. 1976 RECORD: 5-9.

Oakland Raiders

Oct. 16 at Oakland; Oct. 30 at Mile High Stadium.

ADDRESS: 7811 Oakport St., Oakland, California 94621. TELEPHONE: 415-562-5900. COACH: John Madden. EXECUTIVE ASSISTANT: Al LoCasale. 1976 RECORD: 13-1.

Cincinnati Bengals

Oct. 23 at Cincinnati.

ADDRESS: 200 Riverfront Stadium, Cincinnati, Ohio 45202. TELEPHONE: 513-621-3550. COACH: Bill Johnson. DIRECTOR OF PUBLIC RELATIONS: Al Heim. 1976 RECORD: 10-4.

Pittsburgh Steelers

Nov. 6 at Mile High Stadium.

ADDRESS: 300 Stadium Circle, Pittsburgh, Pennsylvania. TELEPHONE: 412-323-1200. COACH: Chuck Noll. DIRECTOR OF PUBLIC RELATIONS: Joe Gordon. 1976 RECORD: 10-4.

San Diego Chargers

Nov. 13 at San Diego;
Dec. 11 at Mile High Stadium.

ADDRESS: 9449 Friars Road, San Diego, California 92120. TELEPHONE: 714-280-2111. COACH: Tommy Prothro. DIRECTOR OF PUBLIC RELATIONS: Rick Smith. 1976 RECORD: 6-8.

Houston Oilers

Dec. 4 at Houston.

ADDRESS: 6910 Fannin St., Houston, Texas 77025. TELEPHONE: 713-767-9111. COACH: Bum Phillips. DIRECTOR OF PUBLIC RELATIONS: Jack Cherry. 1976 RECORD: 5-9.

Dallas Cowboys

Dec. 18 at Dallas

ADDRESS: 6116 North Central Expressway, Dallas, Texas 75206. TELEPHONE: 214-369-8000. COACH: Tom Landry. DIRECTOR OF PUBLIC RELATIONS: Doug Todd. 1976 RECORD: 11-3.

1977 NFL SCHEDULE

SUNDAY, SEPTEMBER 18

Baltimore at Seattle, Cleveland at Cincinnati, Dallas at Minnesota, Detroit at Chicago, Green Bay at New Orleans, Kansas City at New England, Los Angeles at Atlanta, Miami at Buffalo, New York Jets at Houston, St. Louis at Denver, San Diego at Oakland, Tampa Bay at Philadelphia, Washington at New York Giants.

MONDAY, SEPTEMBER 19

San Francisco at Pittsburgh.

SATURDAY, SEPTEMBER 24

Minnesota at Tampa Bay.

SUNDAY, SEPTEMBER 25

Atlanta at Washington, Baltimore at New York Jets, Buffalo at Denver, Chicago at St. Louis, Houston at Green Bay, Miami at San Francisco, New Orleans at Detroit, New York Giants at Dallas, Oakland at Pittsburgh, Philadelphia at Los Angeles, San Diego at Kansas City, Seattle at Cincinnati.

MONDAY, SEPTEMBER 26

New England at Cleveland.

SUNDAY, OCTOBER 2

Buffalo at Baltimore, Cincinnati at San Diego, Denver at Seattle, Green Bay at Minnesota, Houston at Miami, New England at New York Jets, New Orleans at Chicago, New York Giants at Atlanta, Philadelphia at Detroit, Pittsburgh at Cleveland, St. Louis at Washington, San Francisco at Los Angeles, Tampa Bay at Dallas.

MONDAY, OCTOBER 3

Oakland at Kansas City.

SUNDAY, OCTOBER 9

Atlanta at San Francisco, Cincinnati vs. Green Bay at Milwaukee, Dallas at St. Louis, Detroit at Minnesota, Kansas City at Denver, Miami at Baltimore, New York Jets at Buffalo, Oakland at Cleveland, Philadelphia at New York Giants, Pittsburgh at Houston, San Diego at New Orleans, Seattle at New England, Washington at Tampa Bay.

MONDAY, OCTOBER 10

Los Angeles at Chicago.

SUNDAY, OCTOBER 16

Atlanta at Buffalo, Baltimore at Kansas City, Chicago at Minnesota, Cleveland at Houston, Denver at Oakland, Green Bay at Detroit, New England at San Diego, New Orleans at Los Angeles, New York Jets at Miami, St. Louis at Philadelphia, San Francisco at New York Giants, Tampa Bay at Seattle, Washington at Dallas.

MONDAY, OCTOBER 17

Cincinnati at Pittsburgh.

SUNDAY, OCTOBER 23

Atlanta at Chicago, Baltimore at New England, Cleveland at Buffalo, Dallas at Philadelphia, Denver at Cincinnati, Detroit at San Francisco, Green Bay at Tampa Bay, Houston at Pittsburgh, Kansas City at San Diego, New Orleans at St. Louis, New York Giants at Washington, Oakland at New York Jets, Seattle at Miami.

MONDAY, OCTOBER 24

Minnesota at Los Angeles.

SUNDAY, OCTOBER 30

Buffalo at Seattle, Chicago at Green Bay, Detroit at Dallas, Houston at Cincinnati, Kansas City at Cleveland, Los Angeles at New Orleans, Minnesota at Atlanta, New York Jets at New England, Oakland at Denver, Philadelphia at Washington, Pittsburgh at Baltimore, San Diego at Miami, Tampa Bay at San Francisco.

MONDAY, OCTOBER 31

New York Giants at St. Louis.

SUNDAY, NOVEMBER 6

Buffalo at New England, Chicago at Houston, Cincinnati at Cleveland, Dallas at New York Giants, Green Bay at Kansas City, Miami at New York Jets, New Orleans at Philadelphia, Pittsburgh at Denver, St. Louis at Minnesota, San Diego at Detroit, San Francisco at Atlanta, Seattle at Oakland, Tampa Bay at Los Angeles.

MONDAY, NOVEMBER 7

Washington at Baltimore.

SUNDAY, NOVEMBER 13

Baltimore at Buffalo, Cincinnati at Minnesota, Cleveland at Pitts-

burgh, Denver at San Diego, Detroit at Atlanta, Houston at Oakland, Kansas City at Chicago, Los Angeles vs. Green Bay at Milwaukee, New England at Miami, New York Giants at Tampa Bay, San Francisco at New Orleans, Seattle at New York Jets, Washington at Philadelphia.

MONDAY, NOVEMBER 14

St. Louis at Dallas.

SUNDAY, NOVEMBER 20

Atlanta at New Orleans, Cleveland at New York Giants, Dallas at Pittsburgh, Denver at Kansas City, Houston at Seattle, Los Angeles at San Francisco, Miami at Cincinnati, Minnesota at Chicago, New England at Buffalo, New York Jets at Baltimore, Philadelphia at St. Louis, Oakland at San Diego, Tampa Bay at Detroit.

MONDAY, NOVEMBER 21

Green Bay at Washington.

THURSDAY, NOVEMBER 24 (Thanksgiving Day)

Chicago at Detroit, Miami at St. Louis.

SUNDAY, NOVEMBER 27

Atlanta at Tampa Bay, Baltimore at Denver, Dallas at Washington, Kansas City at Houston, Los Angeles at Cleveland, Minnesota at Green Bay, New Orleans at San Francisco, New York Giants at Cincinnati, Philadelphia at New England, Pittsburgh at New York Jets, San Diego at Seattle.

MONDAY, NOVEMBER 28

Buffalo at Oakland.

SUNDAY, DECEMBER 4

Chicago at Tampa Bay, Cincinnati at Kansas City, Cleveland at San Diego, Denver at Houston, Detroit at Green Bay, New England at Atlanta, New York Jets at New Orleans, Philadelphia at Dallas, Oakland at Los Angeles, St. Louis at New York Giants, San Francisco at Minnesota, Seattle at Pittsburgh, Washington at Buffalo.

MONDAY, DECEMBER 5

Baltimore at Miami.

SATURDAY, DECEMBER 10

Pittsburgh at Cincinnati, Washington at St. Louis.

SUNDAY, DECEMBER 11

Atlanta at Los Angeles, Buffalo at New York Jets, Detroit at Baltimore, Green Bay at Chicago, Houston at Cleveland, Miami at New England, Minnesota at Oakland, New York Giants at Philadelphia, Seattle at Kansas City, San Diego at Denver, Tampa Bay at New Orleans.

MONDAY, DECEMBER 12

Dallas at San Francisco.

SATURDAY, DECEMBER 17

Los Angeles at Washington, Buffalo at Miami, Minnesota at Detroit.

SUNDAY, DECEMBER 18

Chicago at New York Giants, Cincinnati at Houston, Cleveland at Seattle, Denver at Dallas, Kansas City at Oakland, New England at Baltimore, New Orleans at Atlanta, New York Jets at Philadelphia, Pittsburgh at San Diego, St. Louis at Tampa Bay, San Francisco vs. Green Bay at Milwaukee.

1977 NFL PRESEASON SCHEDULE

(UNOFFICIAL)

FIRST WEEKEND

July 30: Chicago vs. New York Jets at Canton, Ohio (Hall of Fame Game—ABC).

August 5: Baltimore at Denver, Philadelphia vs. New York Jets.

August 6: New Orleans at Chicago, Minnesota at Los Angeles, San Diego at Dallas, New England at New York Giants, Atlanta at St. Louis, Buffalo at Pittsburgh, Kansas City at Detroit, Cincinnati at Green Bay, Miami at Tampa Bay. **August 7:** Seattle at San Francisco. **August 8:** Washington at Cleveland, Houston at Oakland.

SECOND WEEKEND

August 13: Dallas at Seattle, Chicago at Oakland, Philadelphia at Los Angeles, New York Giants at New Orleans, San Francisco at San Diego, Washington at Miami, Pittsburgh at Kansas City, Detroit at Buffalo, New England vs. Green Bay at Milwaukee, Cleveland at Minnesota, St. Louis at Denver, New York Jets at Atlanta, Tampa Bay at Cincinnati. **August 14:** Baltimore at Houston (CBS).

THIRD WEEKEND

August 18: Oakland at Seattle, Kansas City at Washington. **August 19:** Minnesota at Baltimore (NBC), St. Louis at Cleveland. **August 20:** Chicago at Houston, Miami at Dallas, New York Giants at San Diego, Buffalo at New Orleans, Pittsburgh vs. New York Jets, Denver at Atlanta, Green Bay at Tampa Bay. **August 21:** Los Angeles at San Francisco, Cincinnati at Detroit (CBS). **August 22:** New England at Philadelphia.

FOURTH WEEKEND

August 25: Chicago at Cleveland. **August 26:** Miami at Minnesota (ABC). **August 27:** Washington vs. Green Bay, Baltimore at Dallas (NBC), Cincinnati at St. Louis, New York Jets at New Orleans, Los Angeles at Kansas City, San Diego at Oakland, Detroit at Seattle, Tampa Bay vs. Atlanta at Orlando. **August 28:** Denver at Philadelphia, Pittsburgh at New England (CBS). **August 29:** San Francisco at Houston, Buffalo at New York Giants.

FIFTH WEEKEND

September 1: San Diego at Los Angeles. **September 2:** Chicago at St. Louis (ABC), Detroit at Baltimore, Philadelphia at Pittsburgh, Denver at Seattle. **September 3:** Dallas at Houston, New Orleans at Miami, San Francisco at Oakland (ABC), Cleveland at Green Bay, Minnesota at Cincinnati, Tampa Bay at Buffalo. **September 4:** New York Jets at New York Giants, Washington at New England. **September 5:** Atlanta at Kansas City.

SIXTH WEEKEND

September 8: Pittsburgh at Dallas (NBC). **September 9:** New York Jets at Washington, Oakland at Los Angeles, Cleveland at Detroit. **September 10:** Cincinnati at Chicago, Seattle at San Diego, Houston at New Orleans, Denver at San Francisco, Baltimore at Tampa Bay, St. Louis and Kansas City, Minnesota at Buffalo. **September 11:** Miami at New York Giants, Atlanta at New England.



THE 1976 SEASON

1976 OFFICIAL STATISTICS

RESULTS AND ATTENDANCE

Pre-Season (5-2)

Denver 10, Detroit 7 at Canton, Ohio (Hall of Fame)	17,639
Chicago 15, at Denver 14	22,495
at San Francisco 17, Denver 7	40,052
Denver 13, at Dallas 9	54,567
at Denver 52, Seattle 7	22,887
Denver 21, at St. Louis 17	39,808
at Denver 30, Minnesota 17	52,129

Regular Season (9-5)

at Cincinnati 17, Denver 7	53,464
at Denver 46, New York Jets 3	62,669
at Denver 44, Cleveland 13	62,975
at Denver 26, San Diego 0	63,369
at Houston 17, Denver 3	47,928
Oakland 17, at Denver 10	63,431
Denver 35, at Kansas City 26	57,961
at Oakland 19, Denver 6	52,169
at Denver 48, Tampa Bay 13	62,703
Denver 17, at San Diego 0	32,017
at Denver 14, New York Giants 13	63,151
at New England 38, Denver 14	61,128
at Denver 17, Kansas City 16	58,170
Denver 28, at Chicago 14	44,459

FINAL STATISTICS

Team Statistics

	Broncos	Opponent
Total First Downs	239	222
Rushing	106	90
Passing	114	104
Penalty	19	28
Third Down Efficiency	69/193	73/222
Total Net Yards	4136	3735
Avg. Per Game	295.4	266.8
Total Plays	901	903
Avg. Per Play	4.6	4.1
Net Yards Rushing	1932	1709
Avg. Per Game	138.0	122.1
Total Rushes	500	495
Avg. Per Rush	3.9	3.5
Net Yards Passing	2204	2026
Avg. Per Game	157.4	144.7
Tackled/Yards Lost	48/306	32/242
Gross Yards	2510	2268
Attempts/Completions	353/168	391/214
Pct. of Completions	47.6	54.7
Had Intercepted	22	24
Punts/Average	84/35.1	91/37.3
Net Punting Average	29.9	28.5
Punt Returns/Average	51/12.5	43/8.7
Kickoff Returns/Average	46/23.4	50/24.1
Misc. Return/Average	12/5.7	8/0.9
Interceptions/Avg. Return	24/19.0	22/11.8
Penalties/Yards	105/986	88/715
Fumbles/Ball Lost	23/12	23/13
Touchdowns	39	25
Rushing	14	14
Passing	15	8
Returns	10	3
Extra Points/Attempts	36/39	20/25
Field Goals/Attempts	15/21	12/27
Total Points	315	206

Score by Periods

	1	2	3	4	OT	Total
Broncos	70	71	88	86	—	315
Opponents	30	87	36	53	—	206

Rushing

	Att.	Yds.	Avg.	LG	TD
Armstrong	247	1008	4.1	31	5
Keyworth	122	349	2.9	13	3
Weese	23	142	6.2	20	0
Perrin	37	118	3.2	14	2
Kiick	31	114	3.7	19	1
Upchurch	6	71	11.8	25	1
Ramsey	13	51	3.9	15	0
Odoms	3	36	12.0	15T	2
Franckowiak	12	25	2.1	7	0
Van Heusen	1	20	20.0	20	0
Dolbin	2	5	2.5	8	0
Penrose	2	-3	-1.5	-1	0
Moses	1	-4	-4.0	-4	0
Broncos Total	500	1932	3.9	31	14
Opponents Total	495	1709	3.5	26	14
Field Goals	1-19	20-29	30-39	40-49	50+
Turner	1-1	7-8	4-5	3-7	—
Opponents Total	1-2	4-6	3-7	4-11	0-2

Turner's field goals (Good): (No attempts), (20, 30), (47), (40W, 47, 25, 36, 27), (31, 49S), (21), (No attempts), (21, 28), (19, 33), (44B, 42), (44-hit cross bar), (No attempts), (38B, 20), (27-hit upright).

Passing

	Att.	Comp.	Yards	Pct.	Avg./Att.	TD
Ramsey	270	128	1931	47.4	7.15	11
Weese	47	24	314	51.1	6.68	1
Penrose	36	16	265	44.4	7.36	3
Broncos Total	353	168	2510	47.6	7.11	15
Opponents Total	391	214	2268	54.7	5.80	8
	Pct. TD	Int.	Pct. Int.	LG	Lost/Att. Rating	
Ramsey	4.1	13	4.8	71T	39/261	65.1
Weese	2.1	6	12.8	43	9/45	39.9
Penrose	8.3	3	8.3	41	0/0	62.8
Broncos Total	4.2	22	6.2	71T	48/306	59.6
Opponents Total	2.0	24	6.1	58	33/253	53.1

Receiving

	No.	Yds.	Avg.	LG	TD
Armstrong	39	457	11.7	36T	1
Odoms	30	477	15.9	47	3
Moses	25	498	19.9	71T	7
Keyworth	22	201	9.1	31	1
Dolbin	19	354	18.6	40	1
Upchurch	12	340	28.3	59T	1
Kiick	10	78	7.8	19	1
Franckowiak	4	42	10.5	11	0
Perrin	4	35	8.8	15	0
Schultz	2	29	14.5	16	0
Lyons	1	-1	-1.0	-1	0
Broncos Total	168	2510	14.9	71T	15
Opponents Total	214	2268	10.6	58	8

Interceptions

Interceptions	No.	Yds.	Avg.	LG	TD
Jackson	7	136	19.4	46T	1
Rowser	4	104	26.0	41T	2
Foley	4	95	23.8	34	0
Gradishar	3	44	14.7	31T	1
Swenson	2	31	15.5	26	0
Jones	2	7	3.5	7	0
Rizzo	1	8	8.0	8	0
Poltl	1	0	0.0	0	0
Wright	—	32#	—	—	—

Yardage from lateral

Broncos Total	24	457	19.0	65	4
Opponents Total	22	260	11.8	38	0

Punting

Punting	No.	Yds.	Avg.	TB	in 20	LG
Weese	52	1852	35.6	1	5	55
Van Heusen	31	1093	35.3	2	4	52
Broncos Total*	84	2945	35.1	3	9	55
Opponents Total	91	3391	37.3	8	23	64

* Includes one team punt for 0 yards

Punt Returns

Punt Returns	No.	FC	Yds.	Avg.	LG	TD
Upchurch	39	3	536	13.7	92T	4
Thompson	6	0	60	10.0	20	0
Foley	5	0	42	8.4	16	0
Schultz	1	2	2	2.0	2	0
Broncos Total	51	5	640	12.5	92T	4
Opponents Total	43	1	372	8.7	64T	1

Kickoff Returns

Kickoff Returns	No.	Yds.	Avg.	LG	TD
Perrin	14	391	27.9	43	0
Shultz	3	82	27.3	38	0
Upchurch	22	514	23.4	64	0
Hyde	1	17	17.0	17	0
Brown	3	41	13.7	14	0
Franckowiak	2	22	11.0	14	0
Goodman	1	8	8.0	8	0
Broncos Total	46	1075	23.4	64	0
Opponents Total	50	1206	24.1	43	0

Scoring

Scoring	TDR	TDP	TDRt	FG	PAT	TP
Turner				15-21	36-39	81
Moses		7				42
Armstrong	5	1				36
Upchurch	1	1	4			36
Odoms	2	3				30
Keyworth	3	1				24
Klick	1	1				12
Perrin	2					12
Rowser			2			12
Dolbin		1				6
Jackson			1			6
Poltl			1			6
Gradishar			1			6
Jones			1			6
Broncos Total	14	15	10	15-21	36-39	315
Opponents Total	14	8	3	12-28	20-25	206

Games Played

Alzado 1, Armstrong 14, Bain 14, Baska 14, Brown 14, Carter 14, Chavous 13, Dolbin 14, Evans 14, Foley 14, Franckowiak 14, Glassic 14, Goodman 14, Gradishar 14, Grant 13, Hammond 5, Hardee 2, Hyde 11, Imhof 1, Jackson 14, Jones 10, Keyworth 14, Klick 14, Lyons 14, Maples 14, Minor 14, Montgomery 3, Moore 8, Moses 14, Odoms 14, Olsen 14, Pane 4, Penrose 4, Perrin 14, Polt 12, Ramsey 12, Rizzo 12, Rowser 14, Schultz 14, Smith 11, Swenson 14, Thompson 14, Turk 13, Turner 14, Upchurch 13, Van Heusen 7, Weese 14, White 7, Wright 14.

DEFENSIVE STATISTICS

DEFENSIVE TACKLES—Gradishar 198, Rizzo 137, Swenson 111, Jackson 109, Carter 107, Chavous 93, Thompson 89, Rowser 70, Wright 65, Smith 52, Grant 43, Foley 38, Jones 34, Turk 21, Moore 10, White 10, Baska 8, Hammond 7, Pane 5, Evans 4, Hardee 1, Imhof 1, Polt 1.

SPECIAL TEAM TACKLES—Baska 28, Turk 21, Brown 20, Evans 20, Foley 17, Schultz 16, Franckowiak 15, Polt 9, Hyde 7, Perrin 7, Maples 6, Klick 5, Pane 3, Wright 3, Dolbin 2, Weese 2.

BLOCKED KICKS—Jackson 2 (2 punts), Olsen (punt), Foley (punt), Thompson (PAT), Dolbin (PAT), White (FG), Team (FG).

OPPONENTS FUMBLES RECOVERED—Jackson 2, Baska, Jones, Perrin, Carter, Swenson, Evans, Rowser, Schultz, Gradishar, Turk, White.

TOP PERFORMANCES OF 1976

Individual

RUSHING—Norris Weese, 12-120, at Chicago (12/12). **PASSING**—Steve Ramsey, 19-34-1, 224 yards, 1 TD, at San Diego (11/14). **RECEIVING**—Catches: Otis Armstrong, 8 for 74 yards, at San Diego (11/14). Yards: Haven Moses, 2 for 88 yards, vs. Tampa Bay (11/7). **INTERCEPTIONS**—Steve Foley, 2 for 57 yards, vs. New York Giants (11/28). Tom Jackson, 2 for 56 yards, 1 TD, at San Diego (11/14). Steve Foley, 2 for 38 yards, at San Diego (11/14). Tom Jackson, 2 for 22 yards, vs. Cleveland (9/26). **KICKOFF RETURNS**—Lonnie Perrin, 3 for 101 yards, vs. Tampa Bay (11/7). **PUNT RETURNS**—Rick Upchurch, 4 for 125 yards, 2 TDs, vs. Cleveland (9/26). **SCORING**—Jim Turner, 14 points (4 field goals and 2 PATs), vs. San Diego (10/3).

Team

TOTAL OFFENSE—543 (251 rush, 292 pass) vs. New York Jets (9/19). **RUSHING**—356 yards, at Chicago (12/12). **PASSING**—292 yards, vs. New York Jets (9/19). **SCORING**—48 points (6 TDs, 6 PATs, 2 field goals), vs. Tampa Bay (11/7). **TOTAL DEFENSE**—128 yards (33 rush, 95 pass), at San Diego (11/14). **RUSHING DEFENSE**—33 yards, at San Diego (11/14). **PASSING DEFENSE**—56 yards, at Chicago (12/12). **SCORING**—0 points, vs. San Diego (10/3) and at San Diego (11/14).

Longest Plays

RUN FROM SCRIMMAGE—31 yards, Otis Armstrong, vs. Tampa Bay (11/7). **PASS PLAY**—71 yards (touchdown), Steve Ramsey to Haven Moses, vs. Tampa Bay (11/7). **KICKOFF RETURN**—64 yards, Rich Upchurch, at Kansas City (10/24). **PUNT RETURN**—92 yards (touchdown), Rick Upchurch, vs. San Diego (10/3). **INTERCEPTION RETURN**—65 yards, Steve Foley intercepts and returns 23 yards, laterals to Randy Gradishar who returns 10 yards and laterals to Louis Wright, who returns 32 yards, vs. New York Giants (11/28). 46 yards (touchdown), Tom Jackson, at San Diego (11/14). **PUNT**—55 yards, Norris Weese, at Houston (10/10). **FIELD GOAL**—47 yards, Jim Turner, vs. Cleveland (9/26) and also vs. San Diego (10/3).

BRONCOS DEPARTMENTAL LEADERS

Category	Player	AFC Rank	AFC Leader	NFL Rank	NFL Leader
Scoring	Turner—81 points	T-6th	Linhart, Bal—109	13th	Linhart, Bal—109
Rushing	Armstrong—1,008 yards	6th	Simpson, Buf—1,503	11th	Simpson, Buf—1,503
Passing	Ramsey—128-270, 1,931 yards, 11 TD, 13 int., 65.1 rating	11th	Stabler, Oak—103.7	17th	Stabler, Oak—103.7
Receiving	Armstrong—39	19th	Lane, KC—66	33rd	Lane, KC—66
Punting	Moses—498 yards	18th	Carr, Bal—1,112	36th	Carr, Bal—1,112
Interceptions	Weese—35.6 yards	15th	Bateman, Buf—42.8	29th	Bateman, Buf—42.8
Kickoff Returns	Jackson—7	T-3rd	Riley, Cin—9	T-6th	M. Jackson, LA—10
Punt Returns	Jackson—136 yards	3rd	McCray, NE—182	6th	L. Johnson, Det—206
	Perrin—27.9 ave.	3rd	D. Harris, Mia—32.9	4th	D. Harris, Mia—32.9
	Upchurch—13.7 ave.	1st	Upchurch—13.7	1st	Upchurch—13.7

HOW THE BRONCOS RANKED

Category	Bronco total	Offense			Defense		
		AFC Rank	AFC Leader	NFL Rank	NFL Leader		
Points scored	315						
First downs	239	6th	Baltimore—417	7th	Baltimore—417		
Total plays	901	10th	Oakland—303	17th	St. Louis—307		
Total yards	4136	9th	Buffalo—964	17th	Minnesota—1017		
Rushing yards	1932	11th	Baltimore—5236	16th	Baltimore—5236		
Passing yards	2204	10th	Pittsburgh—2971	19th	Pittsburgh—2971		
Penalties	105	7th	Baltimore—2933	12th	Baltimore—2933		
		5th	Pittsburgh—111	5th	Chicago—114		

Penalty yards	986	2nd	Cleveland—1037	2nd	Cleveland—1037
Fumbles	23	12th	Buffalo, Cleveland—45	26th	Buffalo, Cleveland—45
Fumbles lost	12	12th	Buffalo—26	T-25th	Buffalo—26
Points allowed	206	Defense			
Touchdowns rushing	14	2nd	Pittsburgh—138	6th	Pittsburgh—138
Touchdowns passing	8	T-7th	Pittsburgh—5	T-13th	Pittsburgh—5
Total first downs	222	1st	Denver—8	T-1st	Denver, Minnesota—8
Rushing	90	2nd	Pittsburgh—182	7th	Pittsburgh—182
Passing	104	3rd	Pittsburgh—69	4th	Pittsburgh—69
Penalty	28	4th	Houston—90	9th	Detroit—76
Total yards allowed	3734	14th	Miami—12	28th	Miami, NY Giants—12
Rushing	1709	3rd	Pittsburgh—3323	8th	Pittsburgh—3323
Passing	2025	2nd	Pittsburgh—1457	3rd	Pittsburgh—1457
Interceptions	24	4th	Cincinnati—1758	12th	Minnesota—1575
		2nd	Cincinnati—26	T-4th	Los Angeles—32

GAME-BY-GAME REVIEW

BENGALS 17, BRONCOS 7

Sunday, Sept. 12, at Cincinnati

Denver	0	0	7	0	—	7
Cincinnati	0	0	3	14	—	17

Den — Armstrong 4 run (Turner kick)
 Cin — FG Bahr 21
 Cin — Myers 27 pass from Anderson (Bahr kick)
 Cin — Coslet 6 pass from Anderson (Bahr kick)

ATT — 53,464

TEAM STATISTICS

	Den	Cin
First downs	12	14
Total net yards	161	253
Net yards rushing	115	116
Net yards passing	46	137
Total plays	62	61
Passes	22-7-2	25-17-1
Return yards	99	114
Penalty yardage	51	10

INDIVIDUAL STATISTICS

Denver

RUSHING—Armstrong 24-96, Keyworth 8-12, Franckowiak 1-3, Ramsey 1-4. **PASSING**—Ramsey 7-22-2, 97 yards. **RECEIVING**—Moses 2-43, Armstrong 3-24, Upchurch 1-18, Odoms 1-12.

Cincinnati

RUSHING—Fritts 104, Griffin 12-38, Clark 10-47, Elliott 7-26, Davis 1-(-3), Anderson 3-4. **PASSING**—Anderson 17-25-1, 147. **RECEIVING**—Myers 5-88, Fritts 1-1, Griffin 1-12, Clark 6-27, Brooks 1-15, Elliott 2-(-2), Coslet 1-6.

BRONCOS 46, JETS 3

Sunday, Sept. 19, Mile High Stadium

New York	3	0	0	0	—	3
Denver	6	23	10	7	—	46

Den — Armstrong 15 run (kick deflected)
 NY — FG Leahy 25
 Den — Odoms 15 run (Turner kick)
 Den — FG Turner 20
 Den — Moses 14 pass from Ramsey (Turner kick)
 Den — Keyworth 1 run (kick failed)
 Den — FG Turner 30
 Den — Rowser 41 interception return (Turner kick)
 Den — Kiick 1 run (Turner kick)
 ATT — 62,669

TEAM STATISTICS

	NY	Den
First downs	11	31
Total net yards	185	543
Net yards rushing	92	251
Net yards passing	93	292
Total plays	54	72
Passes	26-15-2	28-16-0
Return yards	185	143
Penalty yardage	52	103

INDIVIDUAL STATISTICS

New York

RUSHING—Marinero 4-8, Davis 10-46, Gaines 1-1, Todd 2-4, Caster 2-16, Jackson 1-6, Gresham 2-4. **PASSING**—Namath 11-18-1, 106; Todd 4-8-1, 7. **RECEIVING**—Marinero 4-13, Davis 1-(-4), Gaines 2-14, Satterwhite 2-41, Caster 1-10, Jackson 2-3, Piccone 2-27, Gresham 1-9.

Denver

RUSHING—Keyworth 11-35, Armstrong 17-94, Upchurch 2-44, Odoms 1-15, Ramsey 1-9, Van Heusen 1-20, Perrin 5-16, Kiick 4-8, Weese 2-10. **PASSING**—Ramsey 9-19-0, 192; Weese 7-9-0, 100. **RECEIVING**—Moses 4-77, Dolbin 2-41, Upchurch 1-53, Keyworth 2-12, Odoms 1-32, Perrin 2-23, Kiick 3-38, Schultz 1-16.

BRONCOS 44, BROWNS 13

Sunday, Sept. 26, Mile High Stadium

Cleveland	0	7	0	6	—	13
Denver	17	0	20	7	—	44

Den — Upchurch 73 punt return (Turner kick)
 Den — Armstrong 1 run (Turner kick)
 Den — FG Turner 47
 Cle — Roan 5 pass from Sipe (Cockroft kick)
 Den — Jones 43 fumble return (Turner kick)
 Den — Upchurch 47 punt return (kick failed)
 Den — Moses 36 pass from Ramsey (Turner kick)
 Cle — G. Pruitt 8 run (kick failed)
 Den — Kiick 12 pass from Ramsey (Turner kick)
 ATT — 62,975

TEAM STATISTICS

	Cle	Den
First downs	17	18
Total net yards	227	226
Net yards rushing	83	55
Net yards passing	144	171
Total plays	72	54
Passes	37-20-2	21-11-2
Return yards	168	227
Penalty yards	121	63

INDIVIDUAL STATISTICS

Cleveland

RUSHING—G. Pruitt 16-56, M. Pruitt 14-21, Poole 1-4, Duncan 2-2. **PASSING**—Sipe 18-31-2, 134. Mays 2-6-0, 24. **RECEIVING**—G. Pruitt 5-18, Warfield 1-11, Rucker 1-16, Roan 3-22, M. Pruitt 4-29, Holden 2-27, Duncan 2-11, Parris 2-24.

Denver

RUSHING—Armstrong 18-23, Perrin 7-11, Kiick 3-10, Dolbin 1-8, Franckowiak 2-3, Weese 1-0. **PASSING**—Ramsey 10-20-2, 166. Weese 1-1-0, 11. **RECEIVING**—Upchurch 1-16, Keyworth 1-9, Dolbin 3-37, Armstrong 2-40, Moses 2-52, Kiick 2-23.

BRONCOS 26, CHARGERS 0

Sunday, Oct. 31, Mile High Stadium

San Diego	0	0	0	0	—	0
Denver	0	10	6	10	—	26

Den — FG Turner 47
 Den — Upchurch 92 punt return (Turner kick)
 Den — FG Turner 25
 Den — FG Turner 36
 Den — Perrin 1 run (Turner kick)
 Den — FG Turner 27
 ATT — 63,369

TEAM STATISTICS

	SD	Den
First downs	12	17
Total net yards	240	311
Net yards rushing	88	141
Net yards passing	152	170
Total plays	55	63
Passes	27-14-2	17-10-1
Return yards	110	177
Penalty yards	38	56

INDIVIDUAL STATISTICS

San Diego

RUSHING—Young 8-22, Woods 11-46, Matthews 2-6, Fouts 1-3, Morris 4-7, Scarber 1-4. **PASSING**—Fouts 12-25-2, 142. Jeffrey 2-2-0, 11. **RECEIVING**—Joiner 5-105, Woods 3-20, Curran 1-1, Young 2-9, Morris 1-7, Matthews 1-4, Bradley 1-7.

Denver

RUSHING—Franckowiak 8-18, Moses 1-(-4), Armstrong 23-91, Perrin 9-17, Ramsey 1-6, Kiick 2-13. **PASSING**—Ramsey 9-16-1, 179. Weese 1-1-0, 7. **RECEIVING**—Franckowiak 3-31, Odoms 2-57, Armstrong 1-9, Upchurch 1-57, Perrin 1-11, Dolbin 1-14, Kiick 1-7.

OILERS 17, BRONCOS 3

Sunday, Oct. 10, at Houston

Denver	3	0	0	0	—	3
Houston	0	7	3	7	—	17

Den — FG Turner 31
Hou — Willis 14 run (Butler kick)
Hou — FG Butler 18
Hou — Coleman 10 run (Butler kick)
ATT — 47,928

TEAM STATISTICS

	Den	Hou
First downs	8	18
Total net yards	154	313
Net yards rushing	87	95
Net yards passing	67	218
Total plays	54	55
Passes	23-6-1	40-24-0
Return yards	26	54
Penalty yards	10	40

INDIVIDUAL STATISTICS

Denver

RUSHING—Armstrong 12-47, Keyworth 13-43, Dolbin 1-(-3). **PASSING**—Ramsey 5-9-0, 88. Weese 1-4-1, 7. **RECEIVING**—Upchurch 1-41, Keyworth 2-13, Moses 1-21, Armstrong 2-20.

Houston

RUSHING—Coleman 10-11, Willis 15-57, B. Johnson 1-(-4), Pastorini 2-12, Dawkins 1-7, Taylor 2-12. **PASSING**—Pastorini 24-40-0, 217. **RECEIVING**—Coleman 5-23, B. Johnson 5-38, Willis 6-34, Alston 2-8, Burrough 5-107, Sawyer 1-7.

RAIDERS 17, BRONCOS 10

Sunday, Oct. 17, Mile High Stadium

Oakland	0	3	14	0	—	17
Denver	0	10	0	0	—	10

Den — FG Turner 21
Den — Moses 11 pass from Ramsey (Turner kick)
Oak — FG Steinfert 34
Oak — Branch 46 pass from Stabler (Steinfert kick)
Oak — Banaszak 1 run (Steinfert kick)
ATT — 63,431

TEAM STATISTICS

	Oak	Den
First downs	20	16
Total net yards	289	261
Net yards rushing	131	88
Net yards passing	158	173
Total plays	65	59
Passes	20-16-1	29-15-0
Return yards	126	102
Penalty yards	111	132

INDIVIDUAL STATISTICS

Oakland

RUSHING—van Eeghen 16-66, Davis 6-10, Banaszak 18-42, Garrett 3-13. **PASSING**—Stabler 16-20-1, 175. **RECEIVING**—Biletnikoff 5-48, Davis 2-13, Siani 2-18, Banaszak 2-6, Branch 2-64, Casper 2-21, Kwalick 1-5.

Denver

RUSHING—Armstrong 21-70, Keyworth 6-18. **PASSING**—Ramsey 15-29-0, 186. **RECEIVING**—Armstrong 4-62, Upchurch 2-31, Keyworth 3-16, Dolbin 2-21, Odoms 2-22, Moses 2-34.

BRONCOS 35, CHIEFS 26

Sunday, Oct. 24, at Kansas City

Denver	14	7	14	0	—	35
Kansas City	7	10	3	6	—	26

KC — Reamon 3 run (Stenerud kick)
Den — Armstrong 16 run (Turner kick)
Den — Moses 7 pass from Ramsey (Turner kick)
KC — White 3 pass from Livingston (Stenerud kick)
Den — Upchurch 55 punt return (Turner kick)
KC — FG Stenerud 48
Den — Keyworth 2 run (Turner kick)
KC — FG Stenerud 40
Den — Dolbin 24 pass from Ramsey (Turner kick)
KC — Lane 10 run (kick failed)
ATT — 57,961

TEAM STATISTICS

	Den	KC
First downs	24	29
Total net yards	395	467
Net yards rushing	192	169
Net yards passing	203	298
Total plays	63	84
Passes	25-16-2	39-25-1
Return yards	235	151
Penalty yards	64	35

INDIVIDUAL STATISTICS

Denver

RUSHING—Armstrong 16-101, Keyworth 18-84, Ramsey 2-15, Upchurch 1-(-8), Weese 1-0. **PASSING**—Ramsey 13-21-1, 175. Weese 3-4-1, 28. **RECEIVING**—Keyworth 3-28, Armstrong 6-60, Odoms 2-30, Moses 3-35, Upchurch 1-26, Dolbin 1-24.

Kansas City

RUSHING—Lane 17-67, Reamon 22-98, Livingston 2-0, Adams 1-4. **PASSING**—Livingston 22-33-0, 290. Adams 3-6-1, 44. **RECEIVING**—Brunson 4-85, Lane 7-81, Marshall 4-39, White 5-80, Reamon 1-8, Masters 4-41.

RAIDERS 19, BRONCOS 6

Sunday, Oct. 31, at Oakland

Denver	6	0	0	0	—	6
Oakland	3	0	3	13	—	19

Den — FG Turner 21
Oak — FG Mann 23
Den — FG Turner 28
Oak — FG Mann 36
Oak — Biletnikoff 31 pass from Stabler (Mann kick)
Oak — Davis 7 run (kick failed)
ATT — 52,169

TEAM STATISTICS

	Den	Oak
First downs	16	20
Total net yards	265	382
Net yards rushing	131	160

Net yards passing	134	222
Total plays	69	74
Passes	30-13-1	27-16-2
Return yards	118	88
Penalty yards	55	35

INDIVIDUAL STATISTICS

Denver

RUSHING—Armstrong 14-63, Keyworth 12-50, Upchurch 1-11, Ramsey 2-7. **PASSING**—Ramsey 13-30-1, 196. **RECEIVING**—Odoms 4-51, Armstrong 4-38, Dolbin 2-76, Moses 2-24, Keyworth 1-7.

Oakland

RUSHING—van Eeghen 19-76, C. Davis 12-59, Banaszak 10-19, Casper 1-5, Branch 1-3, Garrett 2-(-2). **PASSING**—Stabler 16-27-2, 245. **RECEIVING**—Casper 7-73, Biletnikoff 4-69, Branch 3-103, van Eeghen 1-7, Banaszak 1-(-7).

BRONCOS 48, BUCCANEERS 13

Sunday, Nov. 7, at Mile High Stadium

Tampa Bay	0	10	3	0	—	13
Denver	10	0	14	24	—	48

Den — FG Turner 19
 Den — Armstrong 36 pass from Ramsey (Turner kick)
 TB — Carter 3 run (Green kick)
 TB — FG Green 45
 TB — FG Green 35
 Den — Moses 71 pass from Ramsey (Turner kick)
 Den — Gradishar 31 interception return (Turner kick)
 Den — FG Turner 22
 Den — Perrin 9 run (Turner kick)
 Den — Rowser 32 interception return (Turner kick)
 Den — Polt 26 fumble return (Turner kick)
 ATT — 61,703

TEAM STATISTICS

	TB	Den
First downs	17	18
Total net yards	234	415
Net yards rushing	112	193
Net yards passing	122	222
Total plays	72	62
Passes	37-16-2	21-10-2
Return yards	153	252
Penalty yards	75	160

INDIVIDUAL STATISTICS

Tampa Bay

RUSHING—Williams 5-20, Carter 16-39, Johnson 5-22, McNeill 1-(-3), Spurrier 3-19, Dickinson 3-15. **PASSING**—Spurrier 16-32-1, 131. **RECEIVING**—McKay 2-26, Williams 3-12, Owens 3-41, Moore 5-43, McNeill 1-3, DuBose 1-2, Carter 1-4.

Denver

RUSHING—Keyworth 7-17, Armstrong 18-116, Ramsey 3-10, Franckowiak 1-1, Kiick 6-18, Perrin 3-14, Odoms 1-9, Weese 1-8. **PASSING**—Ramsey 9-18-2, 200. Weese 1-3-0, 28. **RECEIVING**—Armstrong 3-64, Moses 2-88, Odoms 3-60, Keyworth 2-16.

BRONCOS 17, CHARGERS 0

Sunday, Nov. 14, at San Diego

Denver	0	7	3	7	—	17
San Diego	0	0	0	0	—	0

Den — Upchurch 59 pass from Ramsey (Turner kick)
 Den — FG Turner 42
 Den — Jackson 46 interception return (Turner kick)
 ATT — 32,017

TEAM STATISTICS

	Den	SD
First downs	13	8
Total net yards	255	128
Net yards rushing	61	33
Net yards passing	194	95
Total plays	71	57
Passes	34-19-1	29-13-5
Return yards	171	123
Penalty yards	75	27

INDIVIDUAL STATISTICS

Denver

RUSHING—Armstrong 13-35, Keyworth 15-21, Ramsey 2-0, Kiick 3-5. **PASSING**—Ramsey 19-34-1, 224. **RECEIVING**—Armstrong 8-74, Keyworth 3-30, Lyons 1-(-1), Upchurch 2-56, Odoms 3-39, Moses 1-9, Dolbin 1-17.

San Diego

RUSHING—Young 2-(-3), Woods 12-11, Matthews 2-1, Morris 4-14, Longley 2-10. **PASSING**—Fouts 12-22-2, 120. Longley 1-6-3, 10. Joiner 0-1-0, 0. **RECEIVING**—Joiner 3-59, Young 4-32, Woods 2-10, McDonald 1-6, Curran 3-23.

BRONCOS 14, GIANTS 13

Sunday, Nov. 21, Mile High Stadium

New York	0	6	7	0	—	13
Denver	7	7	0	0	—	14

Den — Moses 4 pass from Ramsey (Turner kick)
 Den — Odoms 4 pass from Ramsey (Turner kick)
 NY — Steinke 1 blocked punt return (kick blocked)
 NY — Csonka 1 run (Danelo kick)
 ATT — 63,151

TEAM STATISTICS

	NY	Den
First downs	13	15
Total net yards	243	239
Net yards rushing	121	136
Net yards passing	122	103
Total plays	64	64
Passes	24-11-2	16-10-0
Return yards	17	179
Penalty yards	55	93

INDIVIDUAL STATISTICS

New York

RUSHING—Kotar 16-50, Csonka 15-47, White 50-4, Rhodes 1-16, Bell 1-4. **PASSING**—Morton 11-24-2, 137. **RECEIVING**—Marshall 2-24, Tucker 5-86, Bell 2-18, Rhodes 1-5, Shirk 1-4.

Denver

RUSHING—Keyworth 13-35, Armstrong 24-97, Weese 6-4, Ramsey 1-0. **PASSING**—Ramsey 8-14-0, 104. Weese 2-2-0, 24. **RECEIVING**—Odoms 4-38, Moses 1-4, Dolbin 1-38, Armstrong 3-36, Keyworth 1-12.

PATRIOTS 38, BRONCOS 14

Sunday, Nov. 28, at New England

Denver	0	0	7	7	—	14
New England	7	24	0	7	—	38

NE — Grogan 1 run (Smith kick)
 NE — FG Smith 49
 NE — Chandler 3 pass from Grogan (Smith kick)
 NE — Haynes 62 punt return (Smith kick)
 NE — Johnson 1 run (Smith kick)
 Den — Keyworth 1 run (Turner kick)
 NE — Forte 3 run (Smith kick)
 Den — Odoms 11 pass from Penrose (Turner kick)
 ATT — 61,128

TEAM STATISTICS

	Den	NE
First downs	12	25
Total net yards	189	414
Net yards rushing	44	332
Net yards passing	145	82
Total plays	56	77
Passes	34-15-3	14-8-1
Return yardage	152	220
Penalty yards	52	25

INDIVIDUAL STATISTICS

RUSHING—Armstrong 4-14; Keyworth 5-15, Kiick 4-15. **PASSING**—Ramsey 11-28-3, 124. Penrose 4-6-0, 80. **RECEIVING**—Armstrong 1-7, Odoms 5-73, Kiick 3-12, Dolbin 2-38, Keyworth 2-14, Moses 2-60.

New England

RUSHING—Calhoun 25-177, Johnson 17-63, Forte 8-44, Grogan 4-19, Stingley 1-6, Phillips 6-23. **PASSING**—Grogan 8-14-1, 84. **RECEIVING**—Stingley 1-44, Chandler 2-6, Calhoun 2-12, Johnson 1-18, Francis 1-7, Forte 1-(-3).

BRONCOS 17, CHIEFS 16

Sunday, Dec. 5, Mile High Stadium

Kansas City	3	13	0	0	—	16
Denver	7	7	0	3	—	17

Den — Moses 8 pass from Penrose (Turner kick)
 KC — FG Stenerud 31
 KC — White 3 pass from Livingston (Stenerud kick)
 Den — Odoms 29 pass from Penrose (Turner kick)
 KC — Livingston 1 run (Kick blocked)
 Den — FG Turner 20
 ATT — 58,170

TEAM STATISTICS

	KC	Den
First downs	13	13
Total net yards	188	269
Net yards rushing	59	82
Net yards passing	129	187
Total plays	64	65
Passes	29-17-1	28-12-2
Return yardage	149	152
Penalty yards	44	37

INDIVIDUAL STATISTICS

Kansas City

RUSHING—Podolak 16-41, Lane 10-23, Livingston 1-1, Marshall 1-(-2), Brunson 1-(-4), Stenerud 1-0. **PASSING**—Livingston 17-29-1, 177. **RECEIVING**—Lane 7-38, Brunson 1-16, White 4-56, Marshall 3-53, Williams 1-9, Podolak 1-5.

Denver

RUSHING—Keyworth 8-3, Armstrong 17-45, Perrin 5-23, Kiick 5-14, Penrose 2-(-3). **PASSING**—Penrose 11-27-2, 176. Weese 1-1-0, 11. **RECEIVING**—Dolbin 3-39, Schultz 1-13, Moses 3-51, Odoms 2-44, Franckowiak 1-11, Kiick 1-(-2), Keyworth 1-31.

BRONCOS 28, BEARS 14

Sunday, Dec. 12, at Chicago

Denver	0	0	7	21	—	28
Chicago	7	7	0	0	—	14

Chi — Ellis 22 interception return (Thomas kick)
 Chi — Payton 21 run (Thomas kick)
 Den — Keyworth 13 pass from Weese (Turner kick)
 Den — Upchurch 19 run (Turner kick)
 Den — Armstrong 11 run (Turner kick)

Den — Odoms 12 run (Turner kick)
 ATT — 44,459

TEAM STATISTICS

	Den	Chi
First downs	26	5
Total net yards	453	172
Net yards rushing	356	116
Net yards passing	97	56
Total plays	86	49
Passes	25-8-5	17-2-2
Return yardage	108	150
Penalty yards	35	47

INDIVIDUAL STATISTICS

Denver

RUSHING—Keyworth 6-16, Armstrong 26-116, Perrin 8-37, Weese 12-120, Kiick 4-31, Upchurch 2-24, Odoms 1-12. **PASSING**—Penrose 1-3-1, 9. Weese 7-22-4, 98. **RECEIVING**—Dolbin 1-9, Upchurch 2-42, Odoms 1-19, Armstrong 2-23, Perrin 1-1, Keyworth 1-13.

Chicago

RUSHING—Payton 14-49, Harper 13-50, Musso 3-13, Avellini 1-4. **PASSING**—Avellini 2-17-2, 64. **RECEIVING**—Baschnagel 1-58, Musso 1-6.

1976 FINAL STANDINGS

American Football Conference

Eastern Division

	W	L	T	Pct.	Pts.	OP
* Baltimore	11	3	0	.786	417	246
#New England	11	3	0	.786	376	236
Miami	6	8	0	.429	263	264
N.Y. Jets	3	11	0	.214	169	383
Buffalo	2	12	0	.143	245	363

Central Division

	W	L	T	Pct.	Pts.	OP
* Pittsburgh	10	4	0	.714	342	138
Cincinnati	10	4	0	.714	335	210
Cleveland	9	5	0	.643	267	287
Houston	5	9	0	.357	222	273

Western Division

	W	L	T	Pct.	Pts.	OP
* Oakland	13	1	0	.929	350	237
Denver	9	5	0	.643	315	206
San Diego	6	8	0	.429	248	285
Kansas City	5	9	0	.357	290	376
Tampa Bay	0	14	0	.000	125	412

* Division Winner
 #Wild Card for Playoffs

NATIONAL FOOTBALL CONFERENCE

Eastern Division

	W	L	T	Pct.	Pts.	OP
* Dallas	11	3	0	.786	296	194
#Washington	10	4	0	.714	291	217
St. Louis	10	4	0	.714	309	267
Philadelphia	4	10	0	.286	165	286
N.Y. Giants	3	11	0	.214	170	250

Central Division

	W	L	T	Pct.	Pts.	OP
* Minnesota	11	2	1	.821	305	176
Chicago	7	7	0	.500	253	216
Detroit	6	8	0	.429	262	220
Green Bay	4	10	0	.286	218	299

Western Division						
* Los Angeles	10	3	1	.750	351	190
San Francisco	8	6	0	.286	172	312
Atlanta	4	10	0	.286	172	312
New Orleans	4	10	0	.286	253	346
Seattle	2	12	0	.143	229	429

AFC Divisional Playoffs

Oakland 24, New England 21 Pittsburgh 40, Baltimore 14

NFC Divisional Playoffs

Minnesota 35, Washington 20 Los Angeles 14, Dallas 12

AFC Championship

Oakland 24, Pittsburgh 7

NFC Championship

Minnesota 24, Los Angeles 13

Super Bowl XI

Oakland 32, Minnesota 14


NFL Paid Attendance Tops 11 Million

National Football League paid attendance, bolstered by the addition of the expansion Seattle Seahawks and the Tampa Bay Buccaneers, exceeded 11 million for the first time during the 1976 regular season while per-game average attendance reached 56,482, the third highest in league history. At the same time, all game attendance — including preseason, regular season and postseason — reached 15 million for the first time since the NFL record year of 1973.

Official paid attendance figures released today showed total attendance for 196 regular season games at 11,070,543, an increase of 857,350 from the 1975 total of 10,213,193. The total increased 8.4 percent; the average went up about one percent — from 56,116 to 56,482. The only higher regular season averages were 58,961 in 1973 and 57,395 in 1972.

1976 Attendance Breakdown

	Games	Attendance	Average	1975
AFC Preseason	13	512,447	39,419	
NFC Preseason	12	567,727	47,311	
AFC-NFC Preseason, Interconference	61	2,428,245	39,807	
NFL Preseason Total	86	3,508,419	40,796	3,365,147
AFC Regular Season	84	4,564,913	54,344	
NFC Regular Season	84	4,953,693	58,973	
AFC-NFC Regular Season, Interconference	28	1,551,937	55,426	
NFL Regular Season Total	196	11,070,543	56,482	10,213,193
AFC Divisional Playoffs	2	112,346		
New England-Oakland		(53,050)		
Pittsburgh-Baltimore		(59,296)		
AFC Championship	1	53,821		
(Pittsburgh-Oakland)				
NFC Divisional Playoffs	2	110,749		
Washington-Minnesota		(47,466)		
Los Angeles-Dallas		(63,283)		
NFL Championship	1	48,379		
(Los Angeles-Minnesota)				
Super Bowl XI	1	103,438		
(Oakland-Minnesota)		(Pasadena)		
AFL-NFC Pro Bowl	1	64,151		
(Seattle)				
Postseason Total	8	492,884		475,919
NFL All Games	290	15,071,846	51,972	14,054,259



**HISTORY
AND RECORDS**

NOTABLE PERFORMANCES

THE LAST TIME ...

PUNT RETURN FOR TOUCHDOWN —

Broncos: Rick Upchurch, 55 yards, vs. Kansas City, 10/31/76.
Opponent: Mike Haynes, 62 yards, at New England, 11/28/76.

KICKOFF RETURN FOR TOUCHDOWN —

Broncos: Randy Montgomery, 94 yards, at San Diego, 9/24/72.
Opponent: Cullen Bryant, 84 yards, vs. Los Angeles, 9/15/74.

INTERCEPTION RETURN FOR TOUCHDOWN —

Broncos: Tom Jackson, 46 yards, at San Diego, 11/14/76.
Opponent: Allan Ellis, 22 yards, at Chicago, 12/12/76.

FUMBLE RETURN FOR TOUCHDOWN (DEFENSE) —

Broncos: Randy Polt, 26 yards (lateral from Swenson), vs. Tampa Bay, 11/7/76.
Opponent: Levi Johnson, 55 yards, at Detroit, 11/28/74.

BLOCKED PUNT RETURN FOR TOUCHDOWN —

Broncos: John Griffin, 10 yards, vs. Houston, 10/17/65.
Opponent: Jim Stienke, 1 yard, vs. New York Giants, 11/21/76.

BLOCKED FIELD GOAL RETURN FOR TOUCHDOWN —

Broncos: John Bramlett, 86 yards, vs. San Diego, 11/27/66.
Opponent: Les Duncan, 72 yards, at San Diego, 11/23/67.

SAFETY —

Broncos: Ken Criter blocked punt out of end zone, at San Diego, 12/9/73.
Opponent: Willie Lanier tackled Otis Armstrong in end zone, vs. Kansas City, 11/18/74.

SHUTOUT —

Broncos: Denver 17, at San Diego 0, 11/14/76.
Opponent: Denver 0, at San Diego 17, 12/15/74.

1,000-YARD RUSHING SEASONS

OTIS ARMSTRONG, 1974 — 1,407 yards and 9 TDs

		Carries	Yards	Cumulative
9/15	vs. Los Angeles	12	31	12-31
9/22	vs. Pittsburgh	19	131	31-162
9/30	at Washington	11	32	42-194
10/6	at Kansas City	14	48	56-242
10/13	vs. New Orleans	13	57	69-299
10/20	vs. San Diego	20	98	89-397
10/27	at Cleveland	17	142	106-539
11/3	vs. Oakland	20	88	126-627
11/10	at Baltimore	19	110	145-737
11/18	vs. Kansas City	16	55	161-792
11/24	at Oakland	29	146	190-938
11/28	at Detroit	24	144	214-1,082
12/8	vs. Houston	31	183	245-1,265
12/15	at San Diego	18	142	263-1,407

FLOYD LITTLE, 1971 — 1,133 yards and 6 TDs

		Carries	Yards	Cumulative
9/19	vs. Miami	23	70	23-70
9/26	at Green Bay	16	53	39-123
10/3	vs. Kansas City	13	27	52-150
10/10	vs. Oakland	16	39	68-189
10/17	vs. San Diego	17	62	85-251
10/24	at Cleveland	25	113	110-364
10/31	at Philadelphia	24	123	134-487
11/7	vs. Detroit	22	91	156-578
11/14	vs. Cincinnati	22	101	178-679
11/21	at Kansas City	13	63	191-742
11/28	at Pittsburgh	22	91	213-833
12/5	vs. Chicago	29	125	242-958
12/12	at San Diego	18	96	260-1,054
12/19	at Oakland	24	79	284-1,133

1,000-YARD RUSHING SEASONS (Continued)

OTIS ARMSTRONG, 1976 — 1,008 yards and 5 TDs

		Carries	Yards	Cumulative
9/12	at Cincinnati	24	96	24-96
9/19	vs. New York Jets	17	94	41-190
9/26	vs. Cleveland	18	23	59-213
10/3	vs. San Diego	23	91	82-304
10/10	at Houston	12	47	94-351
10/17	vs. Oakland	21	70	115-421
10/24	at Kansas City	16	101	131-522
10/31	at Oakland	14	63	145-585
11/7	vs. Tampa Bay	18	116	163-701
11/14	at San Diego	13	35	176-736
11/21	vs. New York Giants	24	97	200-833
11/28	at New England	4	14	204-847
12/5	vs. Kansas City	17	45	221-892
12/12	at Chicago	26	116	247-1,008

100-YARD RUSHING GAMES

Player	Performance	Opponent
Don Stone	17-104, 1 TD	Oct. 6, 1963 vs. San Diego
Billy Joe	20-105, 0 TD	Nov. 17, 1963 vs. New York
Billy Joe	16-108, 1 TD	Nov. 15, 1964 vs. New York
Cookie Gilchrist	32-142, 0 TD	Sept. 24, 1965 at Boston
Cookie Gilchrist	16-119, 0 TD	Nov. 14, 1965 at Houston
Floyd Little	25-126, 1 TD	Oct. 27, 1968 vs. Miami
Floyd Little	30-147, 1 TD	Nov. 3, 1968 at Boston
Floyd Little	21-105, 1 TD	Sept. 14, 1969 vs. Boston
Floyd Little	15-104, 1 TD	Sept. 21, 1969 vs. New York Jets
Floyd Little	29-166, 1 TD	Oct. 19, 1969 at Cincinnati
Floyd Little	16-140, 1 TD	Oct. 25, 1970 at San Francisco
Bobby Anderson	25-106, 1 TD	Oct. 17, 1971 vs. San Diego
Floyd Little	25-113, 1 TD	Oct. 24, 1971 at Cleveland
Floyd Little	24-123, 1 TD	Oct. 31, 1971 at Philadelphia
Floyd Little	22-101, 0 TD	Nov. 14, 1971 vs. Cincinnati
Floyd Little	29-125, 0 TD	Dec. 5, 1971 vs. Chicago
Floyd Little	22-101, 0 TD	Sept. 17, 1972 vs. Houston
Floyd Little	18-100, 2 TD	Oct. 15, 1972 vs. Minnesota
Floyd Little	14-124, 1 TD	Nov. 5, 1972 at New York Giants
Joe Dawkins	30-117, 0 TD	Oct. 28, 1973 at New York Jets
Floyd Little	19-123, 1 TD	Oct. 14, 1973 at Houston
Floyd Little	22-109, 2 TD	Nov. 11, 1973 vs. San Diego
Otis Armstrong	19-131, 0 TD	Sept. 22, 1974 vs. Pittsburgh
Otis Armstrong	17-142, 1 TD	Oct. 27, 1974 at Cleveland
Otis Armstrong	19-110, 1 TD	Nov. 10, 1974 at Baltimore
Otis Armstrong	29-146, 0 TD	Nov. 24, 1974 at Oakland
Jon Keyworth	15-148, 1 TD	Nov. 24, 1974 at Oakland
Otis Armstrong	24-144, 1 TD	Nov. 28, 1974 at Detroit
Otis Armstrong	31-183, 3 TD	Dec. 8, 1974 vs. Houston
Otis Armstrong	18-142, 0 TD	Dec. 15, 1974 at San Diego
Jon Keyworth	20-132, 0 TD	Nov. 30, 1975 vs. San Diego
Otis Armstrong	16-101, 1 TD	Oct. 24, 1976 at Kansas City
Otis Armstrong	18-116, 0 TD	Nov. 7, 1976 vs. Tampa Bay
Otis Armstrong	26-116, 1 TD	Dec. 12, 1976 at Chicago
Norris Weese	12-120, 0 TD	Dec. 12, 1976 at Chicago

TOTALS — Floyd Little 15, Otis Armstrong 10, Billy Joe 2, Cookie Gilchrist 2, Jon Keyworth 2, Donnie Stone 1, Bobby Anderson 1, Joe Dawkins 1, Norris Weese 1.

300-YARD PASSING GAMES

Player	Performance	Opponent
Frank Tripucka	30-52-2, 375 yards and 3 TD	Nov. 6, 1960 vs. Houston
Frank Tripucka	19-41-5, 328 yards and 3 TD	Nov. 27, 1960 vs. Buffalo
Frank Tripucka	28-47-2, 376 yards and 2 TD	Sept. 7, 1962 vs. San Diego
Frank Tripucka	29-56-3, 447 yards and 2 TD	Sept. 15, 1962 at Buffalo
Frank Tripucka	26-40-1, 308 yards and 1 TD	Oct. 21, 1962 vs. Houston
Jacky Lee	11-36-1, 370 yards and 1 TD	Dec. 5, 1965 at Oakland
John McCormick	13-37-3, 328 yards and 3 TD	Dec. 18, 1966 at Buffalo
Marlin Briscoe	12-29-2, 335 yards and 4 TD	Nov. 24, 1968 vs. Buffalo
Steve Tensi	19-26-1, 301 yards and 3 TD	Nov. 23, 1969 at San Diego
Charley Johnson	20-28-0, 361 yards and 2 TD	Oct. 22, 1972 at Oakland
Charley Johnson	24-39-2, 326 yards and 1 TD	Sept. 20, 1973 vs. Chicago
Charley Johnson	28-42-2, 445 yards and 2 TD	Nov. 18, 1974 vs. Kansas City
Charley Johnson	12-20-2, 329 yards and 3 TD	Sept. 21, 1975 vs. Kansas City

TOTALS — Frank Tripucka 5, Charley Johnson 4, Jacky Lee 1, John McCormick 1, Marlin Briscoe 1, Steve Tensi 1.

100-YARD RECEIVING GAMES

Player	Performance	Opponent
Al Carmichael	6-130, 1 TD	Sept. 9, 1960 at Boston
Lionel Taylor	6-125, 1 TD	Sept. 23, 1960 at New York
Lionel Taylor	7-101, 2 TD	Oct. 2, 1960 vs. Oakland
Al Carmichael	3-109, 2 TD	Oct. 23, 1960 vs. Boston
Lionel Taylor	10-106, 1 TD	Oct. 23, 1960 vs. Boston
Lionel Taylor	10-140, 1 TD	Nov. 6, 1960 vs. Houston
Al Carmichael	7-117, 2 TD	Nov. 6, 1960 vs. Houston
Lionel Taylor	10-138, 0 TD	Nov. 20, 1960 at Houston
Lionel Taylor	9-199, 3 TD	Nov. 27, 1960 vs. Buffalo
Lionel Taylor	9-171, 1 TD	Dec. 10, 1960 at Los Angeles
Lionel Taylor	7-132, 2 TD	Sept. 10, 1961 at Buffalo
Lionel Taylor	11-126, 0 TD	Sept. 24, 1961 at New York
Lionel Taylor	9-118, 0 TD	Oct. 1, 1961 at Oakland
Lionel Taylor	7-120, 1 TD	Oct. 8, 1961 vs. Dallas
Al Frazier	7-166, 1 TD	Oct. 15, 1961 vs. Oakland
Al Frazier	6-116, 1 TD	Oct. 22, 1961 vs. New York
Al Frazier	5-125, 1 TD	Nov. 12, 1961 vs. San Diego
Lionel Taylor	10-119, 0 TD	Nov. 12, 1961 vs. San Diego
Donnie Stone	9-137, 1 TD	Dec. 3, 1961 vs. Boston
Lionel Taylor	9-133, 0 TD	Sept. 15, 1962 at Buffalo
Al Frazier	4-125, 1 TD	Sept. 15, 1962 at Buffalo
Lionel Taylor	12-119, 0 TD	Sept. 21, 1962 at Boston
Jerry Tarr	4-152, 2 TD	Sept. 21, 1962 at Boston
Lionel Taylor	7-110, 0 TD	Dec. 9, 1962 at Dallas
Lionel Taylor	7-169, 1 TD	Sept. 29, 1963 vs. Boston
Lionel Taylor	7-142, 2 TD	Oct. 6, 1963 vs. San Diego
Bob Scarpitto	4-134, 2 TD	Oct. 13, 1963 vs. Houston
Lionel Taylor	10-116, 1 TD	Dec. 15, 1963 at Oakland
Gene Prebola	4-106, 1 TD	Dec. 15, 1963 at Oakland
Lionel Taylor	8-149, 0 TD	Sept. 27, 1964 vs. Houston
Hewritt Dixon	4-109, 0 TD	Oct. 25, 1964 at Oakland
Hewritt Dixon	5-121, 1 TD	Nov. 1, 1964 at Kansas City
Al Denson	3-113, 1 TD	Nov. 1, 1964 at Kansas City
Lionel Taylor	13-112, 0 TD	Nov. 29, 1964 vs. Oakland
Bob Scarpitto	11-111, 1 TD	Dec. 20, 1964 at Houston
Bob Scarpitto	5-108, 2 TD	Sept. 11, 1965 at San Diego
Lionel Taylor	9-172, 1 TD	Sept. 19, 1965 vs. Buffalo
Lionel Taylor	7-114, 0 TD	Nov. 7, 1965 vs. San Diego
Lionel Taylor	11-141, 2 TD	Nov. 21, 1965 vs. Oakland
Lionel Taylor	8-164, 0 TD	Dec. 5, 1965 at Oakland
Wendell Hayes	5-126, 1 TD	Dec. 5, 1965 at Oakland
Al Denson	5-158, 1 TD	Oct. 2, 1966 vs. Houston
Charlie Mitchell	4-126, 1 TD	Dec. 4, 1966 vs. Miami
Bob Scarpitto	5-123, 3 TD	Dec. 18, 1966 at Buffalo
Al Denson	4-131, 2 TD	Sept. 3, 1967 vs. Boston
Al Denson	7-134, 1 TD	Sept. 24, 1967 vs. New York Jets

100-YARD RECEIVING GAMES (Continued)

Eric Crabtree	6-123, 1 TD	Oct. 22, 1967 vs. San Diego
Al Denson	4-107, 1 TD	Oct. 29, 1967 at Kansas City
Al Denson	7-102, 2 TD	Nov. 19, 1967 at Buffalo
Eric Crabtree	8-107, 1 TD	Nov. 23, 1967 at San Diego
Eric Crabtree	6-129, 1 TD	Dec. 17, 1967 vs. Kansas City
Al Denson	8-115, 0 TD	Sept. 15, 1968 at Cincinnati
Eric Crabtree	7-113, 0 TD	Sept. 22, 1968 at Kansas City
Eric Crabtree	5-148, 1 TD	Oct. 13, 1968 at New York Jets
Jimmy Jones	8-128, 2 TD	Oct. 20, 1968 at San Diego
Floyd Little	4-165, 1 TD	Nov. 24, 1968 vs. Buffalo
Al Denson	6-131, 2 TD	Dec. 8, 1968 at Oakland
Mike Haffner	4-122, 0 TD	Dec. 14, 1968 vs. Kansas City
Al Denson	6-138, 1 TD	Sept. 28, 1969 at Buffalo
Mike Haffner	6-102, 1 TD	Oct. 26, 1969 at Houston
Al Denson	6-140, 2 TD	Nov. 23, 1969 at San Diego
John Embree	9-122, 1 TD	Nov. 23, 1969 at San Diego
Jerry Simmons	6-153, 0 TD	Nov. 21, 1971 at Kansas City
Rod Sherman	4-110, 0 TD	Sept. 17, 1972 vs. Houston
Jerry Simmons	6-118, 1 TD	Oct. 22, 1972 at Oakland
Bobby Anderson	13-143, 0 TD	Sept. 10, 1973 vs. Chicago
Riley Odoms	5-114, 1 TD	Nov. 4, 1973 at St. Louis
Haven Moses	5-108, 2 TD	Nov. 25, 1973 vs. Kansas City
Haven Moses	5-132, 0 TD	Oct. 13, 1974 vs. New Orleans
Floyd Little	7-127, 0 TD	Oct. 20, 1974 vs. San Diego
Riley Odoms	7-125, 0 TD	Nov. 18, 1974 vs. Kansas City
Rick Upchurch	3-153, 1 TD	Sept. 21, 1975 vs. Kansas City

TOTALS — Lionel Taylor 24, Al Denson 10, Eric Crabtree 5, Al Frazier 4, Bob Scarpitto 4, Al Carmichael 3, Hewritt Dixon 2, Mike Haffner 2, Floyd Little 2, Jerry Simmons 2, Riley Odoms 2, Haven Moses 2, Jimmy Jones 1, Gene Prebola 1, Jerry Tarr 1, Donnie Stone 1, Wendell Hayes 1, Charlie Mitchell 1, John Embree 1, Rod Sherman 1, Bobby Anderson 1, Rick Upchurch 1.

ALL-TIME HONORS

1976 — Pro Bowl: Rick Upchurch, Otis Armstrong. All-NFL: Rick Upchurch. Hartman Award Winners: Riley Odoms, Tom Jackson, Rick Upchurch.

1975 — Pro Bowl: Randy Gradishar, Riley Odoms. All-Pro: Riley Odoms. Hartman Award Winners: Bobby Maples, Lyle Alzado, Jim Turner.

1974 — Pro Bowl: Otis Armstrong, Riley Odoms. All-Pro: Riley Odoms, Otis Armstrong. Hartman Award Winners: Otis Armstrong, Tom Jackson, Ken Criter.

1973 — Pro Bowl: Floyd Little, Haven Moses, Paul Smith, Riley Odoms. All-Pro: Riley Odoms. Hartman Award Winners: Charley Johnson, Paul Smith.

1972 — Pro Bowl: Floyd Little, Paul Smith.

1971 — Pro Bowl: Floyd Little, Rich Jackson.

1970 — Pro Bowl: Rich Jackson. All-Pro: Rich Jackson.

1969 — All-AFL: Floyd Little, Rich Jackson. AFL All-Star Game: Rich Jackson, Al Denson, Mike Current, George Goeddeke, Floyd Little, Dave Costa.

1968 — All-AFL: Rich Jackson. AFL All-Star Game: Floyd Little, Dave Costa, Rich Jackson.

1967 — All-AFL All-Star Game: Al Denson, Larry Kaminski, Dave Costa, Nemiah Wilson.

1966 — All-AFL: Bob Scarpitto. AFL All-Star Game: Bob Scarpitto, Jerry Sturm, Goose Gonsoulin, John Bramlett.

1965 — All-AFL: Cookie Gilchrist, Lionel Taylor, Eldon Danenhauer. AFL All-Star Game: Eldon Danenhauer, Cookie Gilchrist.

1964 — All-AFL: Willie Brown. AFL All-Star Game: Willie Brown, Jerry Sturm, Goose Gonsoulin, Jim Fraser.

1963 — All-AFL: Goose Gonsoulin. AFL All-Star Game: Bud McFadin, Goose Gonsoulin.

1962 — All-AFL: Bud McFadin, Goose Gonsoulin, Eldon Danenhauer, Bob Zeman. AFL All-Star Game: Eldon Danenhauer, Bud McFadin, Gene Mingo, Bob Zeman, Goose Gonsoulin, Jim Fraser.

1961 — All-AFL: Lionel Taylor, Bud McFadin. AFL All-Star Game: Bud McFadin, Ken Adamson, Goose Gonsoulin, Don Stone.

1960 — All-AFL: Lionel Taylor, Bud McFadin, Goose Gonsoulin.

ALL-TIME SCORES

REGULAR SEASON RESULTS

1960			1961		
Coach: Frank Filchock			Coach: Frank Filchock		
13	at Boston	10	21,597	3-11-0	Attend.
27	At Buffalo	21	15,229	10	16,636
24	At New York	28	20,462	17	14,479
31	Oakland	14	18,372	28	14,381
19	Los Angeles	23	19,141	19	8,361
31	Boston	24	12,683	12	14,500
14	Dallas	17	13,002	27	11,129
25	Houston	45	14,489	0	12,508
7	At Dallas	34	21,000	14	32,584
10	At Houston	20	20,778	10	11,564
38	Buffalo	38	7,785	16	7,859
27	New York	30	5,861	10	7,645
33	At Los Angeles	41	9,928	14	27,874
10	At Oakland	48	7,000	24	9,303
				21	8,000

1962			1963		
Coach: Jack Faulkner			Coach: Jack Faulkner		
30	San Diego	21	28,000	7-7-0	Attend.
23	At Buffalo	20	30,577	2-11-1	Attend.
16	At Boston	41	21,038	7	21,115
32	At New York	10	17,213	14	20,047
44	Oakland	7	22,452	14	18,636
23	At Oakland	6	7,000	50	19,137
20	Houston	10	34,496	24	24,896
38	Buffalo	45	26,051	21	25,418
23	At San Diego	20	20,827	35	22,553
29	Boston	33	28,187	28	19,424
3	Dallas	24	23,523	17	30,989
45	New York	46	15,776	9	14,247
17	At Houston	34	30,650	10	17,463
10	At Dallas	17	19,137	21	52,173
				31	15,223
				20	31,312

1964			1965		
Coach: Jack Faulkner (4 games) and Mac Speedie (10 games)			Coach: Mac Speedie		
6	At New York	30	45,665	4-10-0	Attend.
13	At Buffalo	30	25,141	31	27,022
17	Houston	38	22,155	15	30,656
10	Boston	39	17,851	27	26,782
33	Kansas City	27	16,885	16	34,988
14	At San Diego	42	23,242	23	31,001
7	At Oakland	40	16,825	28	32,492
39	At Kansas City	49	15,053	13	45,046
20	San Diego	31	19,670	10	55,572
20	New York	16	11,309	21	35,073
7	At Boston	12	24,979	21	28,126
20	Oakland	20	15,958	20	30,369
19	Buffalo	30	14,431	13	19,023
15	At Houston	34	15,839	20	27,207
				35	14,421

1966			1967		
Coach: Mac Speedie (2 games) and Ray Malavasi (12 games)			Coach: Lou Saban		
7	At Houston	45	30,156	3-11-0	Attend.
10	Boston	24	25,160	26	35,488
7	New York	16	28,770	0	51,243
40	Houston	38	27,203	21	29,381
10	At Kansas City	37	33,929	24	35,565
7	At Miami	24	23,393	6	21,798
10	Kansas City	56	26,196	16	35,188
17	At San Diego	24	25,819	21	34,465
17	At Boston	10	18,154	9	44,002
3	Oakland	17	26,703	17	29,043
20	San Diego	17	24,860	18	30,392
17	Miami	7	33,306	21	30,891
10	At Oakland	28	31,765	20	34,586
21	At Buffalo	38	40,583	33	61,615
				24	31,660

REGULAR SEASON RESULTS

1968			1969		
Coach: Lou Saban			Coach: Lou Saban		
10	At Cincinnati	24	25,049	5-8-1	Attend.
2	At Kansas City	34	45,821	21	35,488
17	Boston	20	37,024	21	50,583
10	Cincinnati	7	41,257	28	40,302
21	At New York	13	62,052	13	50,564
24	At San Diego	55	42,953	30	49,511
21	Miami	14	44,115	21	27,920
35	At Boston	14	18,304	13	45,348
7	Oakland	43	50,002	10	45,511
17	At Houston	38	36,075	20	54,416
34	Buffalo	32	35,201	24	45,002
23	San Diego	47	35,312	17	34,664
27	At Oakland	33	47,754	24	48,773
7	Kansas City	30	38,463	27	25,332
				27	42,198

1970			1971		
Coach: Lou Saban			Coach: Lou Saban (9 games) and Jerry Smith (5 games)		
25	At Buffalo	10	34,882	4-9-1	Attend.
16	Pittsburgh	13	50,705	10	51,200
26	Kansas City	13	50,705	13	47,957
23	At Oakland	35	54,436	10	51,200
24	Atlanta	10	50,705	3	51,200
14	At San Francisco	19	39,515	16	51,200
3	Washington	19	50,705	20	51,200
21	At San Diego	24	48,327	27	75,674
19	Oakland	24	50,959	16	65,358
31	At New Orleans	6	66,837	20	51,200
21	At Houston	31	35,733	10	51,200
0	At Kansas City	16	50,454	10	49,945
17	San Diego	17	50,959	22	39,710
13	Cleveland	27	51,001	6	51,200
				17	44,347
				13	54,651

1972			1973		
Coach: John Ralston			Coach: John Ralston		
30	Houston	17	51,656	7-5-2	Attend.
14	At San Diego	37	49,048	10	49,059
24	Kansas City	45	51,656	34	50,966
10	At Cincinnati	21	55,812	14	51,159
20	Minnesota	23	51,656	14	71,414
30	At Oakland	23	53,551	48	32,801
20	Cleveland	27	51,656	23	51,270
17	At N.Y. Giants	29	62,689	40	55,108
16	At Los Angeles	10	65,398	17	46,567
20	Oakland	37	51,656	30	51,034
20	At Atlanta	23	58,850	23	48,580
21	At Kansas City	24	66,725	14	51,331
38	San Diego	13	51,473	10	51,508
45	New England	21	51,656	42	44,954
				17	51,910

1974			1975		
Coach: John Ralston			Coach: John Ralston		
10	Los Angeles	17	51,121	6-8-0	Attend.
35	Pittsburgh	35	51,068	33	51,858
3	At Washington	30	54,395	23	51,621
17	At Kansas City	14	67,298	14	79,864
33	New Orleans	17	50,881	9	49,164
27	San Diego	7	50,928	16	52,590
21	At Cleveland	23	60,478	13	70,043
17	Oakland	28	45,946	17	5,505
17	At Baltimore	6	33,244	16	49,919
34	Kansas City	42	50,236	27	26,048
20	At Oakland	17	51,224	21	35,286
31	At Detroit	27	51,157	13	46,802
37	Houston	14	47,142	10	51,075
0	At San Diego	17	36,571	25	37,080
				13	43,064

REGULAR SEASON RESULTS

1976

Coach: John Ralston		9-5-0	Attend.				
7	At Cincinnati	17	53,464	6	At Oakland	19	52,169
46	New York Jets	3	62,669	48	Tampa Bay	13	62,703
44	Cleveland	13	62,975	17	At San Diego	0	32,017
26	San Diego	0	63,369	14	New York Giants	13	63,151
7	At Houston	17	47,928	14	At New England	38	61,128
10	Oakland	17	63,431	17	Kansas City	16	68,170
35	At Kansas City	26	57,961	28	At Chicago	14	44,459

ALL-TIME PRE-SEASON RESULTS

1960 (0-5)

- 6 Boston 43 (Providence, R.I.)
- 14 Buffalo 31 (Rochester)
- 3 At Houston 42
- 0 Dallas 48 (Little Rock)
- 30 At Los Angeles 36

1961 (1-4)

- 13 At Dallas 31 (Midland, Tex.)
- 48 Oakland 21 (Spokane)
- 27 At Dallas 29 (Ft. Worth)
- 10 Houston 42 (Mobile)
- 12 At Oakland 49

1962 (2-2)

- 17 Houston 33 (Atlanta)
- 24 At San Diego 31
- 27 At Dallas 24
- 41 At Oakland 12 (Stockton, Calif.)

1963 (2-3)

- 27 Houston 10
- 10 At Oakland 35
- 31 San Diego 25
- 16 At Kansas City 30
- 14 Buffalo 21 (Winston-Salem)

1964 (2-3)

- 20 At San Diego 34
- 7 Oakland 20
- 32 At Houston 20
- 10 Kansas City 14 (Ft. Worth)
- 28 Boston 17

1965 (1-4)

- 24 Kansas City 30
- 27 Oakland 17 (Salt Lake City)
- 6 San Diego 21
- 3 Houston 25 (San Antonio)
- 20 Oakland 30 (Sacramento)

1966 (1-3)

- 30 Kansas City 32
- 3 At Buffalo 25
- 28 Miami 16 (Memphis)
- 21 Oakland 52

1967 (3-1)

- 2 Miami 19 (Akron)
- 13 Detroit 7
- 14 Minnesota 9
- 21 Oakland 17 (N. Platte, Neb.)

1968 (2-3)

- 15 Cincinnati 13
- 16 Minnesota 39
- 6 San Francisco 22
- 6 San Diego 3 (San Antonio)
- 7 Oakland 23 (Portland)

1969 (1-4)

- 6 At Minnesota 26
- 22 New Orleans 28
- 19 San Francisco 15
- 10 Boston 26 (Jacksonville)
- 11 At Cincinnati 13

1970 (3-2)

- 26 St. Louis 16
- 7 Baltimore 24
- 7 S. Francisco 23 (Eugene, Ore.)
- 30 Chicago 17
- 16 Boston 14 (Salt Lake City)

1971 (1-4)

- 13 Washington 17
- 10 Atlanta 27 (Memphis)
- 17 San Francisco 33 (Spokane)
- 14 Minnesota 7
- 17 At Chicago 33

1972 (2-3)

- 0 At Washington 41
- 13 At St. Louis 17
- 27 At San Francisco 24
- 49 New England 24
- 13 Baltimore 20

1973 (2-3)

- 10 At Washington 14
- 38 St. Louis 17
- 7 At San Francisco 43
- 16 Buffalo 14
- 10 Baltimore 17

1974 (4-2)

- 19 New York Jets 41
- 27 Minnesota 21
- 10 At San Francisco 3
- 31 At Green Bay 21
- 27 New England 21 (At Spokane)
- 14 Atlanta 20

1975 (3-3)

- 20 Baltimore 23
- 21 At New Orleans 24
- 27 Houston 21
- 13 At Chicago 0
- 10 At San Francisco 44
- 21 St. Louis 17

1976 (5-2)

- 10 Detroit 7 (Hall of Fame Game at Canton, Ohio)
- 14 Chicago 15
- 7 At San Francisco 17
- 13 At Dallas 9
- 52 Seattle 7
- 21 At St. Louis 17
- 30 Minnesota 17

SERIES RECORDS

ATLANTA FALCONS

- 1970—At Den 24, Atl 10
- 1972—At Atl 23, Den 20
- 1975—At Atl 35, Den 21
(Broncos 1, Falcons 2)

BALTIMORE COLTS

- 1974—Den 17, At Bal 6
(Broncos 1, Colts 0)

BUFFALO BILLS

- 1960—Den 27, At Buf 21
- 1960—At Den 38, Buf 38 (tie)
- 1961—Den 22, At Buf 10
- 1961—Buf 23, At Den 10
- 1962—Den 23, At Buf 20
- 1962—Buf 45, At Den 38
- 1963—Buf 30, At Den 28
- 1963—At Buf 27, Den 17
- 1964—At Buf 30, Den 13
- 1964—Buf 30, At Den 19
- 1965—Buf 30, At Den 15
- 1965—At Buf 31, Den 13
- 1966—At Buf 38, Den 21
- 1967—Buf 17, At Den 16
- 1967—Den 21, At Buf 20
- 1968—At Den 34, Buf 32
- 1969—At Buf 41, Den 28
- 1970—Den 25, At Buf 10
- 1975—At Buf 38, Den 14

CHICAGO BEARS

- 1971—At Den 6, Chi 3
- 1973—Chi 33, At Den 14
- 1976—Den 28, At Chi 14
(Broncos 2, Bears 1)

CINCINNATI BENGALS

- 1968—At Cin 24, Den 10
- 1968—At Den 10, Cin 7
- 1969—Den 30, At Cin 23
- 1969—At Den 27, Cin 16
- 1971—Cin 24, At Den 10
- 1972—At Cin 21, Den 10
- 1973—At Den 28, Cin 10
- 1975—Cin 17, At Den 16
- 1976—At Cin 17, Den 7
(Broncos 4, Bengals 5)

CLEVELAND BROWNS

- 1970—Cle 27, At Den 13
- 1971—Den 27, At Cle 0
- 1972—Cle 27, At Den 20
- 1974—At Cle 23, Den 21
- 1975—At Den 16, Cle 15
- 1976—At Den 44, Cle 13
(Broncos 3, Browns 3)

DALLAS COWBOYS

- 1973—Dal 22, At Den 10
(Broncos 0, Cowboys 1)

DETROIT LIONS

- 1971—Det 24, At Den 20
- 1974—Den 31, At Det 27
(Broncos 1, Lions 1)

GREEN BAY PACKERS

- 1971—At GB 34, Den 13
- 1975—At Den 23, GB 13
(Broncos 1, Packers 1)

HOUSTON OILERS

- 1960—Hou 45, At Den 25
- 1960—At Hou 20, Den 10
- 1961—Hou 55, At Den 14
- 1961—At Hou 45, Den 14
- 1962—At Den 20, Hou 10
- 1962—At Hou 34, Den 17
- 1963—At Hou 20, Den 14
- 1963—Hou 33, At Den 24
- 1964—Hou 38, At Den 17
- 1964—At Hou 34, Den 15
- 1965—At Den 28, Hou 17
- 1965—Den 31, At Hou 21
- 1966—At Hou 45, Den 7
- 1966—At Den 40, Hou 38
- 1967—At Hou 10, Den 6
- 1967—Hou 20, At Den 18
- 1968—At Hou 38, Den 17
- 1969—At Hou 24, Den 21
- 1969—At Den 20, Hou 20
- 1970—At Hou 31, Den 21
- 1972—At Den 30, Hou 17
- 1973—Den 48, At Hou 20
- 1974—At Den 37, Hou 14
- 1976—At Hou 17, Den 3
(Broncos 7, Oilers 1, tie)

KANSAS CITY CHIEFS (Dallas Texans 1960-62)

- 1960—Dal 17, At Den 14
- 1960—At Dal 34, Den 7
- 1961—Dal 19, At Den 12
- 1961—At Dal 49, Den 21
- 1962—Dal 24, At Den 3
- 1962—At Dal 17, Den 10
- 1963—KC 59, At Den 7
- 1963—At KC 52, Den 21
- 1964—At Den 33, KC 27
- 1964—At KC 49, Den 39
- 1965—KC 31, At Den 23
- 1965—At KC 45, Den 35
- 1966—At KC 37, Den 10
- 1966—KC 56, At Den 10
- 1967—At KC 52, Den 9
- 1967—KC 38, At Den 24
- 1968—At KC 34, Den 2
- 1968—KC 30, At Den 7
- 1969—KC 26, At Den 13
- 1969—At KC 31, At Den 17
- 1970—At Den 26, KC 13
- 1970—At KC 16, Den 0
- 1971—KC 16, At Den 3
- 1971—At KC 28, Den 10
- 1972—KC 45, At Den 24
- 1972—At KC 24, Den 21
- 1973—At KC 16, Den 14
- 1973—At Den 14, KC 10
- 1974—Den 17, At KC 14
- 1974—KC 42, At Den 34
- 1975—At Den 37, KC 33
- 1975—At KC 26, Den 13
- 1976—At KC 35, Den 26
- 1976—At Den 17, KC 16
(Broncos 7, Chiefs 27)

SERIES RECORDS (CONTINUED)

LOS ANGELES RAMS

1972—Den 16, At LA 10
1974—LA 17, At Den 10
(Broncos 1, Rams 1)

MIAMI DOLPHINS

1966—At Mia 24, Den 7
1966—At Den 17, Mia 7
1967—At Mia 35, Den 21
1968—At Den 21, Mia 14
1969—At Mia 27, Den 24
1971—At Den 10, Mia 10
1975—At Mia 14, Den 13
(Broncos 2, Dolphins 4, 1 tie)

MINNESOTA VIKINGS

1972—Min 23, At Den 20
(Broncos 0, Vikings 1)

NEW ENGLAND PATRIOTS (Boston Patriots 1960-70)

1960—Den 13, At Bos 10
1960—At Den 31, Bos 24
1961—At Bos 45, Den 17
1961—Bos 28, At Den 24
1962—At Bos 41, Den 16
1962—Bos 33, At Den 29
1963—At Den 14, Bos 10
1963—At Bos 40, Den 21
1964—Bos 39, At Den 10
1964—At Bos 12, Den 7
1965—Den 27, At Bos 10
1965—Bos 28, At Den 20
1966—Bos 24, At Den 10
1966—Den 17, At Bos 10
1967—At Den 26, Bos 21
1968—Bos 20, At Den 17
1968—Den 35, At Bos 14
1969—At Den 35, Bos 7
1972—At Den 45, NE 21
1976—At NE 38, Den 14
(Broncos 9, Patriots 11)

NEW ORLEANS SAINTS

1970—Den 31, At NO 6
1974—At Den 33, NO 17
(Broncos 2, Saints 0)

NEW YORK GIANTS

1972—At NY 29, Den 17
1976—At Den 14, NY 13
(Broncos 1, Giants 1)

NEW YORK JETS (New York Titans 1960-62)

1960—At NY 28, Den 24
1960—NY 30, At Den 27
1961—At NY 35, Den 28
1961—At Den 27, NY 10
1962—Den 32, At NY 10
1962—NY 46, At Den 45
1963—Den 35, At NY 35
1963—NY 14, At Den 9
1964—At NY 30, Den 6
1964—At Den 20, NY 16
1965—At Den 16, NY 13
1965—At NY 45, Den 10
1966—NY 16, At Den 7
1967—NY 38, At Den 24

1967—Den 33, At NY 24
1968—Den 21, At NY 13
1969—At Den 21, NY 19
1973—Den 40, At NY 28
1976—At Den 46, NY 3
(Broncos 9, Jets 9, 1 tie)

OAKLAND RAIDERS

1960—At Den 31, Oak 14
1960—At Oak 48, Den 10
1961—At Oak 33, Den 19
1961—At Den 27, Oak 24
1962—At Den 44, Oak 7
1962—Den 23, At Oak 6
1963—Oak 26, At Den 10
1963—At Oak 35, Den 31
1964—At Oak 40, Den 7
1964—At Den 20, Oak 20
1965—Oak 28, At Den 20
1965—At Oak 24, Den 13
1966—Oak 17, At Den 3
1966—At Oak 28, Den 10
1967—At Oak 51, Den 0
1967—Oak 21, At Den 17
1968—Oak 43, At Den 7
1968—At Oak 33, Den 27
1969—Oak 24, At Den 14
1969—At Oak 41, Den 10
1970—At Oak 35, Den 23
1970—Oak 24, At Den 19
1971—Oak 27, At Den 16
1971—At Oak 21, Den 13
1972—Den 30, At Oak 23
1972—Oak 37, At Den 20
1973—At Den 23, Oak 23
1973—At Oak 21, Den 17
1974—Oak 28, At Den 17
1974—Den 20, At Oak 17
1975—Oak 42, At Den 17
1975—At Oak 17, Den 10
1976—Oak 17, At Den 10
1976—At Oak 19, Den 3
(Broncos 6, Raiders 26, 2 ties)

PHILADELPHIA EAGLES

1971—At Phi 17, Den 16
1975—At Den 25, Phi 10
(Broncos 1, Eagles 1)

PITTSBURGH STEELERS

1970—At Den 16, Pit 13
1971—Den 22, At Pit 10
1973—Den 23, At Pit 13
1974—At Den 35, Pit 35 (OT)
1975—At Pit 20, Den 9
(Broncos 3, Steelers 1, 1 tie)

ST. LOUIS CARDINALS

1973—Den 17, At SL 17 (tie)
(Broncos 0, Cardinals 0, 1 tie)

SAN DIEGO CHARGERS (Los Angeles Chargers 1960)

1960—LA 23, At Den 19
1960—At LA 41, Den 33
1961—At SD 37, Den 0
1961—SD 19, At Den 16
1962—At Den 30, SD 21
1962—Den 23, At SD 20
1963—At Den 50, SD 34
1963—At SD 58, Den 20

SERIES RECORDS (CONTINUED)

1964—At SD 42, Den 14
1964—SD 31, At Den 20
1965—At SD 34, Den 31
1965—SD 35, At Den 21
1966—At SD 24, Den 17
1966—At Den 20, SD 17
1967—SD 38, At Den 21
1967—At SD 24, Den 20
1968—At SD 55, Den 24
1968—SD 47, At Den 23
1969—At Den 13, SD 0
1969—At SD 45, Den 24
1970—At SD 24, Den 21
1970—At Den 17, SD 17
1971—At Den 20, SD 16
1971—At SD 45, Den 17
1972—At SD 37, Den 14
1972—At Den 38, SD 13
1973—At Den 30, SD 19
1973—Den 42, At SD 28
1974—At Den 27, SD 7
1974—At SD 17, Den 0

1975—Den 27, At SD 17
1975—At Den 13, SD 10 (OT)
1976—At Den 26, SD 0
1976—Den 17, At SD 0
(Broncos 14, Chargers 19, 1 tie)

SAN FRANCISCO 49ERS

1970—At SF 19, Den 14
1973—SF 36, At Den 34
(Broncos 0, 49ers 2)

SEATTLE SEAHAWKS

The Broncos and the Seahawks meet for the first time in 1977.

TAMPA BAY BUCCANEERS

1976—At Den 48, TB 13
(Broncos 1, Buccaneers 0)

WASHINGTON REDSKINS

1970—Was 19, At Den 3
1974—At Was 30, Den 3
(Broncos 0, Redskins 2)

BRONCOS COACHING HISTORY

BRONCO COACHING RECORDS

Season	Coach	Record	
1960	Frank Filchock	4-9-1	
1961	Frank Filchock	3-11-0	
	Filchock's totals	7-20-1	.268
1962	Jack Faulkner	7-7-0	
1963	Jack Faulkner	2-11-1	
1964	Jack Faulkner	0-4-0	
	Faulkner's totals	9-22-1	.297
1964	Mac Speedie	2-7-1	
1965	Mac Speedie	4-10-0	
1966	Mac Speedie	0-2-0	
	Speedie's totals	6-19-1	.250
1966	Ray Malavasi	4-8-0	
	Malavasi's totals	4-8-0	.333
1967	Lou Saban	3-11-0	
1968	Lou Saban	5-9-0	
1969	Lou Saban	5-8-1	
1970	Lou Saban	5-8-1	
1971	Lou Saban	2-6-1	
	Saban's totals	20-42-3	.331
1971	Jerry Smith	2-3-0	
	Smith's totals	2-3-0	.400
1972	John Ralston	5-9-0	
1973	John Ralston	7-5-2	
1974	John Ralston	7-6-1	
1975	John Ralston	6-8-0	
1976	John Ralston	9-5-0	
	Ralston's totals	34-33-3	.507

ASSISTANT COACH ROSTER

Ken Carpenter 1961; Jim Cason 1960; Max Coley 1972-1976; Joe Collier 1969-1976; Dick Coury 1972-1973; Kay Dalton 1974-1976; George Dickson 1964-1965; Dale Dodrill 1960-1963, 1966; Whitey Dovell 1967-1971; Hunter Enis 1967-1971; Jerry Frei 1972-1975; Bob Gambold 1972-1976; Mike Giddings 1976; Gary Glick 1962; Ed Hughes 1963; Charley Johnson 1976; Stan Jones 1967-1971, 1976; Dick MacPherson 1967-1970; Ray Malavasi 1964-1966; Jim Martin 1962; Marv Matuszak 1966; Bus Mertes 1965-1966; Bob Miller 1963-1965; Myrel Moore 1972-1976; Sam Rutigliano 1967-1970; Jerry Smith 1971; Mac Speedie 1962-1964; Doc Urich 1972-1976.

ATTENDANCE MARKS

BRONCOS LARGEST CROWDS

At Home—Mile High Stadium

63,431	vs. Oakland	Oct. 17, 1976
63,369	vs. San Diego	Oct. 3, 1976
63,151	vs. New York Giants	Nov. 21, 1976
62,975	vs. Cleveland	Sept. 26, 1976
62,703	vs. Tampa Bay	Nov. 7, 1976
62,669	vs. New York Jets	Sept. 17, 1976
58,170	vs. Kansas City	Dec. 5, 1976
52,590	vs. Cleveland	Oct. 19, 1975
52,505	vs. Oakland	Nov. 2, 1975
51,858	vs. Kansas City	Sept. 21, 1975

On the Road

79,864	at Buffalo	Oct. 5, 1975
75,674	at Cleveland	Oct. 24, 1971
71,414	at Kansas City	Oct. 7, 1973
70,043	at Kansas City	Oct. 26, 1975
67,298	at Kansas City	Oct. 6, 1974
66,837	at New Orleans	Nov. 22, 1970
66,725	at Kansas City	Dec. 3, 1972
65,398	at Los Angeles	Nov. 12, 1972
65,358	at Philadelphia	Oct. 31, 1971
62,689	at New York Giants	Nov. 5, 1972

ATTENDANCE BY SEASON

Year	Home	Road	Total
1960	91,333	115,994	207,327
1961	74,508	122,315	196,823
1962	178,485	146,442	324,927
1963	132,218	165,995	298,213
1964	118,259	166,744	285,003
1965	219,786	215,992	435,778
1966	192,198	203,799	395,997
1967	231,801	247,696	479,497
1968	281,374	278,008	559,382
1969	326,851	276,755	603,606
1970	355,739	330,184	685,923
1971	358,400	377,642	736,042
1972	361,414	* 412,073	773,487
1973	356,327	351,334	707,661
1974	347,322	354,367	701,689
1975	342,375	347,944	690,319
1976	* 436,468	349,126	* 785,594
Totals	4,404,858	4,462,410	8,867,268

*Bronco records

SEASON TICKET SALES

1960—2,675	1969—31,936
1961—5,775	1970—43,580
1962—5,042	* 1971—47,500
1963—7,624	* 1972—48,000
1964—8,002	* 1973—48,000
1965—22,905	* 1974—49,000
1966—18,898	* 1975—49,000
1967—24,650	* 1976—62,215
1968—27,348	* 1977—73,089

* Season tickets sold out. Since and including the 1970 season, every Bronco game at Mile High Stadium has been a sellout, giving the Broncos 49 consecutive sellouts through the final game of the 1976 season.

BRONCOS STATISTICAL HISTORY

OFFENSE YEAR-BY-YEAR

	Total Plays	First Downs	Rush Yards	Pass Yards	Total Yards	Total Points
1960	958	248	1195	3247	4442	309
1961	934	219	1091	2720	3811	251
1962	885	270	1298	3404	4702	353
1963	832	230	1508	2487	3995	301
1964	905	211	1311	2021	3332	240
1965	959	255	1829	2640	4469	303
1966	816	171	1173	1995	3168	196
1967	852	172	1265	1682	2947	256
1968	897	217	1614	2357	3971	255
1969	841	243	1637	2524	4161	297
1970	883	217	1802	2025	3827	253
1971	891	217	2093	2065	4158	203
1972	831	237	1838	2634	4472	325
1973	893	253	1954	2519	4473	354
1974	861	258	2157	2328	4485	302
1975	964	268	1993	2541	4534	254
1976	901	239	1932	2204	4136	315

DEFENSE YEAR-BY-YEAR

	Total Plays	First Downs	Rush Yards	Pass Yards	Total Yards	Total Points
1960	927	254	2145	2987	5132	393
1961	899	233	1633	2785	4418	432
1962	862	234	1868	2670	4538	332
1963	828	254	1687	3394	5081	473
1964	902	270	2064	2906	4970	438
1965	850	244	1337	2960	4297	392
1966	871	251	2029	2515	4544	381
1967	921	276	2076	3125	5201	409
1968	916	251	1861	3163	5024	404
1969	918	278	1709	2932	4641	344
1970	838	199	1351	2354	3705	264
1971	825	206	1834	1985	3819	275
1972	876	251	1668	2183	3851	350
1973	872	239	1795	2440	4235	296
1974	945	265	1808	2583	4391	294
1975	901	247	1974	2032	4006	307
1976	903	222	1709	2026	3735	206

YEARLY LEADERS

Rushing

	Yards	Attempts	Average	TDs
1960	Rolle—501	Rolle—130	Mingo—3.9	Mingo—4
1961	Stone—505	Stone—127	Stone—4.0	Bukaty—5
1962	Stone—360	Stone—94	Stone—3.8	Mingo—4
1963	Joe—649	Joe—154	Joe—4.2	Joe—4
1964	Mitchell—590	Mitchell—177	Joe—3.7	Mitchell—5
1965	Gilchrist—954	Gilchrist—252	Hayes—4.1	Gilchrist—6
1966	Hayes—411	Haynes—129	Hayes—3.9	Haynes—2
1967	Little—381	Little—130	Mitchell—3.8	Chobolan—2
1968	Little—584	Little—158	Little—3.7	Hickey—4
1969	Little—729	Little—146	Little—5.0	Hayes—4
1970	Little—901	Little—209	Anderson—4.4	Lynch—4
1971	Little—1133	Little—284	Dawkins—4.4	Little—6
1972	Little—859	Little—216	Anderson—4.4	Crenshaw—5
1973	Little—979	Little—256	Dawkins—4.4	Little—9
1974	Armstrong—1407	Armstrong—263	Armstrong—5.3	Little—12
1975	Keyworth—725	Keyworth—182	Keyworth—4.0	Keyworth—10
1976	Armstrong—1008	Armstrong—247	Armstrong—4.1	Keyworth—3
				Lynch—3
				Armstrong—5

YEARLY LEADERS (CONTINUED)

Passing

	Yards	Attempts	Completions
1960	Tripucka—3038	Tripucka—478	Tripucka—248
1961	Tripucka—1690	Tripucka—344	Tripucka—167
1962	Tripucka—2917	Tripucka—440	Tripucka—240
1963	Slaughter—1689	Slaughter—223	Slaughter—112
1964	Lee—1611	Lee—265	Lee—133
1965	McCormick—1292	McCormick—253	McCormick—103
1966	Choboian—1110	McCormick—193	Choboian—82
1967	Tensi—1915	Tensi—325	Tensi—131
1968	Briscoe—1589	Briscoe—224	Briscoe—93
1969	Tensi—1990	Tensi—286	Tensi—131
1970	Liske—1340	Liske—238	Liske—112
1971	Ramsey—1120	Ramsey—178	Horn—89
1972	Johnson—1783	Johnson—238	Johnson—132
1973	Johnson—2465	Johnson—346	Johnson—184
1974	Johnson—1969	Johnson—244	Johnson—136
1975	Ramsey—1562	Ramsey—233	Ramsey—128
1976	Ramsey—1931	Ramsey—270	Ramsey—128

	Pct.	TD	Int.
1960	Tripucka—519	Tripucka—24	Tripucka—34
1961	Tripucka—486	Tripucka—10	Herring—22
1962	Tripucka—545	Tripucka—17	Tripucka—25
1963	Slaughter—502	Slaughter—12	Slaughter—14
1964	Slaughter—513	Lee—11	Lee—20
1965	Slaughter—510	McCormick—7	McCormick—14
1966	Choboian—503	McCormick—6	McCormick—15
1967	Tensi—403	Tensi—16	Tensi—17
1968	Briscoe—415	Briscoe—14	Briscoe—13
1969	Tensi—458	Tensi—14	Tensi—12
1970	Liske—471	Liske—7	Liske—11
1971	Horn—514	Ramsey—5	Horn—14
1972	Johnson—555	Johnson—14	Johnson—14
1973	Johnson—532	Johnson—20	Johnson—17
1974	Johnson—557	Johnson—13	Johnson—9
1975	Ramsey—549	Ramsey—9	Ramsey—14
1976	Ramsey—474	Ramsey—11	Ramsey—13

Receiving

	No.	Yards	Average	TD
1960	Taylor—92	Taylor—1235	Carmichael—19.3	Taylor—12
1961	Taylor—100	Taylor—1176	Frazier—17.0	Frazier—6
1962	Taylor—77	Taylor—908	Scarpitto—19.0	Scarpitto—6
1963	Taylor—78	Taylor—1101	Groman—16.2	Taylor—10
1964	Taylor—76	Taylor—873	Dixon—15.4	Taylor—7
1965	Taylor—85	Taylor—1131	Scarpitto—18.3	Taylor—6
1966	Haynes—46	Denson—725	Denson—20.1	Scarpitto—4
1967	Denson—46	Denson—899	Denson—19.5	Denson—11
	Crabtree—46			
1968	Crabtree—35	Crabtree—601	Denson—17.2	Crabtree—5
				Denson—5
1969	Denson—53	Denson—809	Embree—16.2	Denson—10
1970	Denson—47	Denson—646	Whalen—14.0	Whalen—3
1971	Anderson—37	Simmons—403	Simmons—16.1	Harrison—2
1972	Sherman—38	Sherman—661	Sherman—17.4	Moses—5
1973	Odoms—43	Odoms—629	Moses—18.5	Moses—8
1974	Odoms—42	Odoms—639	Moses—16.4	Odoms—6
1975	Keyworth—42	Odoms—544	Moses—17.4	Dolbin—3
				Odoms—3
1976	Armstrong—39	Moses—498	Moses—19.9	Moses—7

Interceptions

	No.	Ret. Yards
1960	Gonsoulin—11	Gonsoulin—98
1961	Nugent—7	McNamara—85
1962	Gonsoulin—7	Zeman—133
1963	Gonsoulin—6	Gonsoulin—64

YEARLY LEADERS (CONTINUED)

Interceptions

	No.	Yards
1964	Brown—9	Brown—140
1965	Gonsoulin—6	Wilson—118
1966	Brown—3	Brown—37
	Sellers—3	
1967	Sellers—7	Wilson—153
1968	Jaquess—5	Jaquess—64
1969	Thompson—3	Thompson—92
1970	Martha—6	Martha—99
1971	Thompson—5	Thompson—83
1972	Mitchell—3	Preece—30
1973	Jones—4	Thompson—96
1974	Jones—5	Thompson—105
	Thompson—5	
1975	Gradishar—3	Thompson—97
1976	Jackson—7	Jackson—136

Interception Returns For Touchdowns

	Date	Opponent	Yards
Jackson	11/14/76	at San Diego	46
Rowser	11/7/76	vs. Tampa Bay	32
Gradishar	11/7/76	vs. Tampa Bay	31
Rowser	9/19/76	vs. N. Y. Jets	41
Gradishar	9/29/75	vs. Green Bay	44
Thompson	10/13/74	vs. New Orleans	38
Mitchell	10/28/73	at N. Y. Jets	40
Thompson	10/14/73	at Houston	59
Forsberg	10/24/71	at Cleveland	40
Burrell	12/7/69	at Miami	38
Thompson	11/16/69	vs. Houston	57
Wilson	12/17/67	vs. Kansas City	70
Wilson	10/22/67	vs. San Diego	40
Sellers	9/3/67	vs. Boston	24
Bramlett	11/14/65	at Houston	25
Wilson	11/7/65	vs. San Diego	65
Griffin	10/17/65	vs. Houston	44
Janik	11/1/64	at Kansas City	22
Gonsoulin	10/6/63	vs. San Diego	43
McMillin	11/22/62	vs. New York	59
McGeever	10/5/62	vs. Oakland	48
Gonsoulin	10/5/62	vs. Oakland	64
Zeman	9/30/62	at New York	30
Yelverton	10/2/60	vs. Oakland	20
Pyeatt	9/18/60	at Buffalo	40

Other Defensive Returns For Touchdowns

	Date	Opponent	Yards
Polt (fumble-lateral from Swenson)	11/7/76	vs. Tampa Bay	26
Jones (fumble)	9/23/76	vs. Cleveland	43
Smith (fumble)	11/23/75	at Atlanta	
Thompson (fumble)	10/22/73	vs. Oakland	80
Bramlett (blocked FG)	11/27/66	vs. San Diego	86
Griffin (blocked punt)	10/17/65	vs. Houston	10
Bramlett (fumble)	9/24/65	at Boston	(recovered in end zone)
McMillin (fumble)	11/8/64	vs. San Diego	(recovered in end zone)
Cooke (fumble)	11/1/64	at Kansas City	46
McFadin (fumble)	10/13/63	vs. Houston	6
McMillin (fumble)	12/9/62	at Dallas	9
McFadin (fumble)	11/22/62	vs. New York	69
Gavin (blocked punt)	12/10/61	at Dallas	23

YEARLY LEADERS (CONTINUED)

Punt Returns

No.	Yards	Average
1960 Carmichael—15	Carmichael—101	Carmichael—6.7
1961 Frazier—18	Frazier—231	Frazier—12.8
1962 Mingo—7	Zeman—59	Zeman—11.8
1963 Mitchell—12	Mitchell—141	Mingo—12.1
1964 Barry—16	Barry—149	Mitchell—12.0
1965 Barry—21	Barry—210	Barry—10.0
1966 Haynes—10	Haynes—119	Haynes—11.9
1967 Little—16	Little—270	Little—16.9
1968 Little—24	Little—261	Little—10.9
1969 Thompson—25	Thompson—288	Thompson—11.5
1970 Thompson—23	Thompson—233	Thompson—10.1
1971 Thompson—29	Thompson—274	Thompson—9.4
1972 Sherman—10	Sherman—89	Sherman—8.9
1973 Thompson—30	Thompson—366	Thompson—12.2
1974 Thompson—26	Thompson—350	Thompson—13.5
1975 Upchurch—27	Upchurch—312	Thompson—12.2
1976 Upchurch—39	Upchurch—536	Upchurch—13.7

Punt Returns For Touchdowns

Date	Opponent	Yards
Upchurch 10/24/76	at Kansas City	55
Upchurch 10/3/76	vs. San Diego	92
Upchurch 9/26/76	vs. Cleveland	47
Upchurch 9/26/76	vs. Cleveland	73

(Upchurch's two punt returns for touchdowns in one game and four punt returns for touchdowns in one season tie NFL records.)

Greer 12/10/72	vs. San Diego	65
Little 11/17/68	at Houston	67
Little 12/3/67	at N. Y. Jets	72
Haynes 11/14/65	at Houston	57
Griffin (blocked punt) 10/17/65	vs. Houston	10
Barry 11/15/64	vs. N. Y. Jets	52
Frazier (lateral from McNamara) 12/3/61	vs. Boston	55
Gavin (blocked punt) 12/10/61	at Dallas	23
Mingo 9/9/60	at Boston	76

Kickoff Returns

No.	Yards	Average
1960 Carmichael—22	Carmichael—581	Carmichael—26.4
1961 Frazier—18	Frazier—504	Frazier—28.0
1962 Frazier—19	Frazier—388	Frazier—20.4
1963 Mitchell—37	Mitchell—954	Mitchell—25.7
1964 Barry—47	Barry—1245	Barry—26.5
1965 Haynes—34	Haynes—901	Haynes—26.5
1966 Sellers—19	Sellers—540	Sellers—28.4
1967 Little—35	Little—942	Little—26.9
1968 Little—26	Little—649	Little—25.0
1969 Williams—23	Williams—574	Thompson—28.5
1970 Anderson—21	Anderson—520	Anderson—24.8
1971 Anderson—8	Little—199	Little—28.3
1972 Montgomery—29	Montgomery—756	Montgomery—26.1
1973 Armstrong—20	Armstrong—472	Armstrong—23.6
1974 Armstrong—16	Armstrong—386	Armstrong—24.1
1975 Upchurch—40	Upchurch—1084	Upchurch—27.1
1976 Upchurch—22	Upchurch—514	Perrin—27.9

Kickoff Returns For Touchdowns

Date	Opponent	Yards
Montgomery 9/24/72	at San Diego	94
Wilson 10/8/66	at Kansas City	100
Sellers 10/2/66	vs. Houston	100
Sellers 9/3/66	at Houston	88
Mitchell 9/14/63	at Houston	90
Frazier 12/3/61	vs. Boston	90

YEARLY LEADERS (CONTINUED)

Scoring

TD	FG	Points
1960 Taylor—12	Mingo 18-28, .643	Mingo—123
1961 Frazier—8	Hill 5-15, .333	Frazier—50
Stone—8		
1962 Scarpitto—6	Mingo 27-39, .692	Mingo—137
1963 Taylor—10	Mingo 16-30, .533	Mingo—83
1964 Taylor—7	Mingo 8-12, .667	Taylor—42
1965 Hayes—7	Kroner 13-29, .448	Kroner—71
Gilchrist—7		
1966 Scarpitto—5	Kroner 14-25, .560	Kroner—62
1967 Denson—11	Humphreys 7-15, .467	Denson—66
1968 Crabtree—5	Howfield 9-18, .500	Howfield—57
Little—5		
Denson—5		
1969 Denson—10	Howfield 13-29, .448	Howfield—75
1970 Crenshaw—6	Howfield 18-32, .563	Howfield—81
1971 Little—6	Turner 25-38, .658	Turner—93
1972 Little—13	Turner 20-29, .690	Turner—97
1973 Little—13	Turner 22-33, .667	Turner—106
1974 Armstrong—12	Turner 11-21, .524	Armstrong—72
1975 * 5 players—4	Turner 21-29, .724	Turner—86
1976 Moses—7	Turner 15-21, .714	Turner—81

* Keyworth, Dolbin, Little, Lynch, Odoms

BRONCOS RECORDS

TOTAL OFFENSE

Game	Season	Career
Plays 56—Tripucka	515—Tripucka, 1960	1,650—Little, 1967-75
at Buffalo 9/15/62	442—Tripucka, 1962	1,283—Tripucka, 1960-63
56—Slaughter	353—Johnson, 1973	994—Johnson, 1972-75
at Houston 12/20/64		
55—Tripucka		
vs. Houston 11/6/60		
55—Liske		
at Buffalo 9/28/69		
Yards gained 447—Tripucka	3,038—Tripucka, 1960	7,651—Tripucka, 1960-63
at Buffalo 9/15/62	2,901—Tripucka, 1962	7,255—Johnson, 1972-75
445—Johnson	2,463—Johnson, 1973	6,366—Little, 1967-75
vs. Kansas City 11/24/74		
376—Tripucka		
vs. San Diego 9/7/62		
Ave. gain per play (Min. of 10 plays)	(min. of 125 plays)	(Min. of 200 plays)
13.58—Johnson	7.93—Johnson, 1974	7.30—Johnson, 1972-75
vs. Kansas City 9/21/75	7.53—Breaux, 1963	6.67—Ramsey, 1971-76
12.82—Johnson	7.49—Johnson, 1972	6.36—Lee, 1964-65
vs. New England 12/17/72		
12.45—Johnson		
at Oakland 10/22/72		

RUSHING

Game	Season	Career
Yards gained 183—Armstrong	1,407—Armstrong, 1974	6,323—Little, 1967-75
vs. Houston 12/8/74		2,660—Armstrong, 1973-76
166—Little	1,133—Little, 1971	
at Cincinnati 10/19/69	1,008—Armstrong, 1976	1,448—Keyworth, 1974-76
148—Keyworth		
at Oakland 11/24/74		
Carries 32—Gilchrist	284—Little, 1971	1,641—Little, 1967-75
at Boston 9/24/65	263—Armstrong, 1974	567—Armstrong, 1973-76
31—Armstrong		
vs. Houston 12/8/74	256—Little, 1973	385—Keyworth, 1974-76
30—Little		
at Boston 11/3/68		
30—Dawkins		
at N. Y. Jets 10/28/73		

RUSHING RECORDS (CONTINUED)

	Game (Min. of 8 carries)	Season (Min. of 100 carries)	Career (Min. of 100 carries)
Ave. per carry	11.00—Rolle vs. Oakland 10/2/60	5.35—Armstrong, 1974	4.69—Armstrong, 1973-76
	10.38—Joe at Boston 10/18/63	4.99—Little, 1969	4.39—Dawkins, 1971-73
	10.33—Dawkins at Kansas City 10/7/73	4.62—Keyworth, 1974	4.21—Mingo, 1960-64
TDs	3—Armstrong vs. Houston 12/8/74	12—Little, 1973 10—Keyworth, 1974 9—Little, 1972	43—Little, 1967-75 16—Keyworth, 1974-76 14—Armstrong, 1973-76
	3—Keyworth vs. Kansas City 11/18/74	9—Armstrong, 1974	
	3—Little vs. Cincinnati 9/16/73		

Other Rushing Records

Longest scoring run—82, Mingo vs. Oakland, 10/5/62

80, Little at San Francisco, 10/25/70

72, Dawkins at Kansas City, 10/7/73

Longest non-scoring run—68, Bell vs. Los Angeles, 10/16/60

63, Krieg vs. San Diego, 12/10/72

51, Joe vs. New York, 11/15/64

Top Ten Season Marks

	Attempts	Yards	Average	TDs
Otis Armstrong—1974	263	1407	5.3	9
Floyd Little—1971	284	1133	4.0	6
Otis Armstrong—1976	247	1008	4.1	5
Floyd Little—1973	256	979	3.8	12
Cookie Gilchrist—1965	252	954	3.8	6
Floyd Little—1970	209	901	4.3	3
Floyd Little—1972	216	859	4.0	9
Floyd Little—1969	146	729	5.0	6
Jon Keyworth—1975	182	725	4.0	3
Joe Dawkins—1973	160	706	4.4	2

Top Ten Career Marks

	Attempts	Yards	Average	TDs
Floyd Little—1967-75	1641	6323	3.9	43
Otis Armstrong—1973-76	567	2660	4.7	14
Jon Keyworth—1973-76	385	1448	3.8	16
Bobby Anderson—1970-73	313	1281	4.1	9
Donnie Stone—1961-64	329	1273	3.9	10
Fran Lynch—1967-75	304	1258	4.1	12
Wendell Hayes—1965-67	320	1198	3.7	10
Charlie Mitchell—1963-67	352	1142	3.3	5
Billy Joe—1963-64	266	1064	4.0	6
Cookie Gilchrist—1965, 1967	262	975	3.7	6

PASSING

	Game (Min. of 12 attempts)	Season (Min. of 100 attempts)	Career (Min. of 100 attempts)
Yards gained	447—Tripucka at Buffalo 9/15/62	3,038—Tripucka, 1960 2,902—Tripucka, 1962	7,676—Tripucka, 1960-63 7,338—Johnson, 1972-75
	445—Johnson vs. Kansas City 11/18/74	2,465—Johnson, 1973	6,437—Ramsey, 1971-76
	376—Tripucka vs. San Diego 9/7/62		
Comple- tions	34—Slaughter at Houston 12/20/64	248—Tripucka, 1960 240—Tripucka, 1962	662—Tripucka, 1960-63 517—Johnson, 1972-75
	30—Tripucka vs. Houston 11/6/60	184—Johnson, 1973	456—Ramsey, 1971-76
	29—Tripucka at Buffalo 9/15/62		
Attempts	56—Tripucka at Buffalo 9/15/62	478—Tripucka, 1960 440—Tripucka, 1962	1,277—Tripucka, 1960-63
	53—Slaughter at Houston 12/20/64	346—Johnson, 1973	970—Johnson, 1972-75
	52—Tripucka vs. Houston 11/6/60		919—Ramsey, 1971-76
	52—Tripucka at Houston 11/20/60		

PASSING RECORDS (CONTINUED)

	Game (Min. of 12 attempts)	Season (Min. of 100 attempts)	Career (Min. of 100 attempts)
Pct.	.833—Ramsey vs. Cleveland 10/19/75	.557—Johnson, 1974 .555—Johnson, 1972 .554—Ramsey, 1974	.533—Johnson, 1972-75 .518—Tripucka, 1960-63 .513—Lee, 1964-65
	.765—Liske vs. Cincinnati 12/14/69		
	.765—Johnson vs. New England 12/17/72		
TDs	5—Tripucka vs. Buffalo 10/28/62	24—Tripucka, 1960 20—Johnson, 1973	52—Johnson, 1972-75 51—Tripucka, 1960-63
	4—Tripucka vs. Boston 10/23/60	17—Tripucka, 1962 17—Tensi, 1967	38—Tensi, 1967-70
	4—Breaux vs. Buffalo 11/3/63		
	4—Briscoe vs. Buffalo 11/24/68		
	4—Johnson at Houston 10/14/73		
Inter- ceptions	6—Horn at Green Bay 9/26/71	34—Tripucka, 1960 25—Tripucka, 1962	85—Tripucka, 1960-63 52—Johnson, 1972-75
	6—Herring at Houston 11/26/71	22—Herring, 1961	48—Ramsey, 1971-76
	5—7 times		
Intercept. avoidance	.000—by many	.037—Johnson, 1974 .042—Tensi, 1969 .042—Liske, 1970	.043—Breaux, 1963 .052—Ramsey, 1971-76 .054—Johnson, 1972-75
Ave. per completion	(Min. of 12 attempts) 33.64—Lee at Oakland 12/5/65	(Min. of 100 attempts) 17.09—Briscoe, 1968 16.82—Tensi, 1970 16.15—Ramsey, 1972	(Min. of 100 attempts) 17.09—Briscoe, 1968 15.98—Shaw, 1962 15.47—Breaux, 1963
	27.92—Briscoe vs. Buffalo 11/24/68		
	27.42—Johnson vs. Kansas City 9/21/75		
Ave. per attempt	16.45—Johnson vs. Kansas City 9/21/75	8.07—Johnson, 1974 8.00—Tensi, 1970 7.85—Breaux, 1963	7.85—Breaux, 1963 7.56—Johnson, 1972-75 7.13—Shaw, 1962
	12.89—Johnson at Oakland 10/22/72		
	11.58—Tensi at San Diego 11/23/69		

Other Passing Records

Most Consecutive Games with TD Pass—

10—Johnson, 1973-74 (Last 8 games of 1973 and first 2 games of 1974).

9—Tripucka, 1962 (Span of 10 games, did not play one game.)

8—Tripucka, 1960-61 (Last 5 games of 1960 and first 3 games of 1961.)

8—Tensi, 1967

Most Consecutive Completions—

11—Tensi at San Diego, 11/23/69

10—Tripucka vs. Dallas, 10/8/61

9—Tripucka at New York, 9/30/62

Longest Scoring Pass—

97—Shaw to Tarr at Boston, 9/21/62

96—Tripucka to Frazier at Buffalo, 9/15/62

90—McCormick to Scarpitto vs. Houston, 10/17/65

90—Johnson to Upchurch vs. Kansas City, 9/21/75

Longest Non-Scoring Pass—

74—Liske to Van Heusen at New Orleans, 11/22/70

74—Horn to Little vs. Oakland, 10/10/71

72—Johnson to Little vs. San Diego, 10/29/74

Top Ten Season Marks

	Att.	Comp.	Int.	Yds.	TD	Pct.
Tripucka—1960	478	248	34	3038	24	.519
Tripucka—1962	440	240	25	2917	17	.545
Johnson—1973	346	184	17	2465	20	.532
Tensi—1969	286	131	12	1990	14	.458
Johnson—1974	244	136	9	1969	13	.557
Ramsey—1976	270	128	13	1931	11	.474
Tensi—1967	325	131	17	1915	16	.403
Johnson—1972	238	132	14	1783	14	.555
Tripucka—1961	344	167	21	1690	10	.486
Slaughter—1963	223	112	14	1689	12	.502

PASSING RECORDS (CONTINUED)

Top Ten Career Marks

	Att.	Comp.	Int.	Yds.	TD	Pct.
Tripucka—1960-63	1277	662	85	7676	51	.518
Johnson—1972-75	970	517	52	7238	52	.533
Ramsey—1971-76	919	456	58	6437	35	.496
Tensi—1967-70	810	348	45	5153	38	.430
Slaughter—1963-66	584	291	37	3607	22	.498
McCormick—1963-68	537	207	33	2791	17	.385
Lee—1964-65	345	177	23	2303	16	.513
Liske—1969-70	353	173	22	2185	16	.490
Briscoe—1968	224	93	13	1589	14	.415
Herring—1960-61	233	102	23	1297	5	.438

Career Touchdown Passes—Johnson 52, Tripucka 51, Tensi 38, Ramsey 35, Slaughter 22, McCormick 17, Lee 16, Liske 16, Briscoe 14, Breaux 7, Herring 5, Shaw 4, Choboian 4, Horn 3, Penrose 3, LeClair 2, Mingo 2, Glacken 1, Hufnagel 1, Pastrana 1, Stone 1, Little 1, Anderson 1, Weese 1.

RECEIVING

Receptions	Game	Season	Career
13—Anderson	13—Anderson vs. Chicago 9/30/73	100—Taylor, 1961 92—Taylor, 1960 85—Taylor, 1965	543—Taylor, 1960-66 250—Denson, 1964-70 215—Little, 1967-75
13—Taylor	13—Taylor vs. Oakland 11/29/64		
12—Taylor	12—Taylor at Boston 9/21/62		
Yards	Game	Season	Career
199—Taylor	199—Taylor vs. Buffalo 11/27/60	1,235—Taylor, 1960 1,178—Taylor, 1961 1,131—Taylor, 1965	6,872—Taylor, 1960-66 4,150—Denson, 1964-70 2,609—Odoms, 1972-76
172—Taylor	172—Taylor vs. Buffalo 9/19/65		
171—Taylor	171—Taylor at Los Angeles 12/10/60		
TDs	Game	Season	Career
3—Taylor	3—Taylor vs. Buffalo 11/27/60	12—Taylor, 1960 11—Denson, 1967 10—Taylor, 1963 10—Denson, 1969	44—Taylor, 1960-66 32—Denson, 1964-70 24—Scarpitto, 1965-67 24—Moses, 1972-76
3—Scarpitto	3—Scarpitto at Buffalo 12/18/66		
3—Moses	3—Moses at Houston 10/14/73		
Ave. per catch	Game	Season	Career
41.25—Little	41.25—Little at Buffalo 10/13/63	(Min. of 20 Catches) 21.10—Scarpitto, 1963 20.14—Denson, 1966 19.92—Moses, 1976	(Min. of 20 Catches) 20.54—Van Heusen, 1968-76 17.59—Moses, 1972-76 16.78—Haffner, 1968-70

Other Receiving Records

Most Consecutive Games with TD Reception—

6—Taylor, 1960-61 (Last 4 games of 1960, first 2 games of 1961)
6—Denson, 1969
4—Scarpitto, 1963
4—Denson, 1967
4—Odoms, 1973

Most Consecutive Games with Reception—

62—Taylor, 1960-64
33—Odoms, 1973-76
21—Little, 1973-74
19—Taylor, 1964-65
19—Denson, 1968-69
18—Prebola, 1961-62

RECEIVING RECORDS (CONTINUED)

Top Ten Season Marks

	No.	Yards	TD	Ave.
Taylor—1961	100	1176	4	11.8
Taylor—1960	92	1235	12	13.4
Taylor—1965	85	1131	6	13.3
Taylor—1963	78	1101	10	14.1
Taylor—1962	77	908	4	11.7
Taylor—1964	76	873	7	11.5
Dickinson—1962	60	554	4	9.2
Denson—1969	53	809	10	15.3
Frazier—1961	47	799	6	17.0
Denson—1970	47	646	2	13.7

Top Ten Career Marks

	No.	Yards	TD	Ave.
Taylor—1960-66	543	6872	44	12.7
Denson—1964-70	250	4150	32	16.6
Little—1967-75	215	2418	9	11.2
Odoms—1972-76	176	2609	20	14.8
Scarpitto—1962-67	145	2439	24	16.8
Moses—1972-76	131	2304	24	17.6
Prebola—1961-63	100	1419	4	14.2
Anderson—1970-73	84	861	2	10.3
Stone—1961-64	84	813	7	9.7
Van Heusen—1968-76	82	1684	11	20.5
Crabtree—1966-68	82	1355	10	16.5

PUNTING

No.	Game	Season	Career
12—Scarpitto	12—Scarpitto at Oakland 9/10/67	105—Scarpitto, 1967	574—Van Heusen, 1968-76
12—Van Heusen	12—Van Heusen vs. Cincinnati 10/6/68	88—Van Heusen, 1968	248—Scarpitto, 1965-67
11—Scarpitto	11—Scarpitto vs. Oakland 11/5/67	87—Van Heusen, 1970	202—Fraser, 1962-64
Ave.	Game	Season	Career
53.8—Scarpitto	53.8—Scarpitto vs. San Diego 10/22/67	(Min. of 4 punts) 46.1—Fraser, 1963 45.8—Scarpitto, 1966 45.1—Van Heusen, 1973	(Min. of 50 punts) 45.2—Fraser, 1962-64 44.4—Scarpitto, 1965-67 41.7—Van Heusen, 19
53.5—Fraser	53.5—Fraser vs. New York 11/17/63		
52.5—Fraser	52.5—Fraser at San Diego 12/22/63		
52.5—Fraser	52.5—Fraser vs. Kansas City 10/11/64		

Other Punting Records

Longest punt—78—Van Heusen vs. Dallas, 12/2/73
75—Fraser at Oakland, 10/14/62
75—Fraser vs. Boston, 11/11/62
73—Scarpitto vs. Boston, 9/3/67
72—Scarpitto vs. San Diego, 10/22/67
72—Van Heusen vs. Oakland, 10/22/73

INDIVIDUAL RECORDS (CONTINUED)

INTERCEPTIONS

No.	Game	Season	Career
	4—Brown vs. New York 11/15/64	11—Gonsoulin, 1960 9—Brown, 1964 7—Five players	43—Gonsoulin, 1960-66 21—Thompson, 1969-76 17—Greer, 1968-74
	4—Gonsoulin at Buffalo 9/18/60		
	3—Martha vs. Atlanta 10/18/70		
	3—Gonsoulin vs. Kansas City 10/11/64		
Return yards	91—Brown vs. New York 11/15/64 70—Moore at Boston 11/20/64 70—Wilson vs. Kansas City 12/17/67	153—Wilson, 1967 140—Brown, 1964 136—Jackson, 1976	542—Gonsoulin, 1960-66 542—Thompson, 1969-76 273—Wilson, 1965-67

Other Interception Records

Best interception return average, career (10 or more interceptions)—

25.81, Thompson, 1969-76
17.60, McMillin, 1961-62, 1964
17.50, Jackson, 1973-76

Longest scoring interception return—70, Wilson vs. Kansas City 12/17/67
65, Wilson vs. San Diego 11/7/65
64, Gonsoulin vs. Oakland 10/5/62

Longest non-scoring interception return—

70, Moore at Boston 11/20/64
65, Alliston at Buffalo 9/18/60
65, Foley-Gradishar-Wright, vs. New York Giants,
11/14/76 (Foley intercepted and returned 23,
lateral to Gradishar for 10, lateral to Wright for 32).

PUNT RETURNS

No.	Game	Season	Career
	7—Thompson at Kansas City 10/6/74	39—Upchurch, 1976 30—Thompson, 1973 29—Thompson, 1971	156—Thompson, 1969-76 81—Little, 1967-75 66—Upchurch, 1975-76
	7—Upchurch vs. San Diego 11/30/75		
	6—4 times		
Return yards	125—Upchurch vs. Cleveland 9/26/76 103—Thompson at Kansas City 10/6/74 102—Little at N.Y. Jets 12/3/67	536—Upchurch, 1976 366—Thompson, 1973 350—Thompson, 1974	1811—Thompson, 1969-76 893—Little, 1967-75 848—Upchurch, 1975-76
Average		(10 or more returns) 16.88—Little, 1967 13.74—Upchurch, 1976 13.46—Thompson, 1974	(15 or more returns) 12.85—Upchurch, 1975-76 11.89—Mingo, 1960-64 11.61—Thompson, 1969-76

Other Punt Return Records

Longest scoring punt return—92, Upchurch vs. San Diego 10/3/76
76, Mingo at Boston 9/9/60
73, Upchurch vs. Cleveland 9/26/76

Longest non-scoring punt return—

60, Thompson at Baltimore 11/10/74
59, Thompson vs. New England 12/17/72
54, Mitchell at Buffalo 9/20/64

INDIVIDUAL RECORDS (CONTINUED)

KICKOFF RETURNS

No.	Game	Season	Career
	7—Barry at Kansas City 11/1/64	47—Barry, 1964 40—Upchurch, 1975 37—Mitchell, 1963	104—Little, 1967-75 73—Barry, 1964-65 62—Upchurch, 1975-76
	6—R. Montgomery at San Diego 9/24/72		
	6—Upchurch vs. Cleveland 10/19/75		
Return yards	201—R. Montgomery at San Diego 9/24/72 197—Upchurch vs. Cleveland 10/19/75 185—Little at Miami 9/17/67	1245—Barry, 1964 1084—Upchurch, 1975 954—Mitchell, 1963	2523—Little, 1967-75 1856—Barry, 1964-65 1598—Upchurch, 1975-76
Average		(14 or more returns) 28.50—Thompson, 1969 28.47—Sellers, 1966 28.00—Frazier, 1961	(40 or more returns) 26.28—Haynes, 1965-66 25.77—Upchurch, 1975-76 25.42—Barry, 1964-65

Other Kickoff Return Records

Longest scoring kickoff return—

100, Sellers vs. Houston 10/2/66
100, Wilson at Kansas City 10/8/66
94, Montgomery at San Diego 9/24/72

Longest non-scoring kickoff return—

89, Little vs. Oakland 11/10/68
88, Montgomery at Oakland 10/22/72
77, Scott vs. Kansas City 10/23/66

SCORING

	Game	Season	Career
TDs	* 3—8 times	13—Little, 1972 13—Little, 1973 12—Armstrong, 1974 12—Taylor, 1960	54—Little, 1967-75 50—Taylor, 1960-66 32—Denson, 1964-70
FG	5—Mingo vs. San Diego 10/6/63 4—8 times (Turner 3, Mingo 3, Howfield, Kroner)	27—Mingo, 1962 25—Turner, 1971 22—Turner, 1973	114—Turner, 1971-76 72—Mingo, 1960-64 40—Howfield, 1968-70
PAT	6—Turner vs. New England 12/17/72 6—Turner at Houston 10/14/73 6—Turner vs. Tampa Bay 11/7/76	40—Turner, 1973 37—Turner, 1972 36—Howfield, 1969 36—Turner, 1976	189—Turner, 1971-76 120—Mingo, 1960-64 93—Howfield, 1968-70
Points	21—Mingo at Los Angeles 10/10/60 20—Scarpitto at Buffalo 12/18/66 20—Mingo vs. San Diego 10/6/63	137—Mingo, 1962 123—Mingo, 1960 106—Turner, 1973	531—Turner, 1971-76 408—Mingo, 1960-64 324—Little, 1967-75

* Taylor vs. Buffalo, 11/27/60; Stone at San Diego, 11/4/62; Scarpitto at Buffalo, 12/18/66; Little vs. Minnesota, 10/15/72; Little vs. Cincinnati, 9/16/73; Moses at Houston, 10/14/73; Keyworth vs. Kansas City, 11/18/74; Armstrong vs. Houston, 12/8/74.

SCORING RECORDS (CONTINUED)

Other Scoring Records

Most consecutive games scoring—

55—Turner, 1971-74
37—Howfield, 1968-70
36—Mingo, 1960-64

NOTE: As of the final game of 1976, Turner has scored in 28 consecutive games.

Most consecutive games scoring by a non-kicker—

6—Taylor, 1960-61 (Last 4 games of 1960 and first 2 games of 1961)
6—Denson, 1969
6—Little, 1972

Most consecutive games scoring by rushing—

4—Little, 1969
4—Keyworth, 1974
3—Hayes, 1965
3—Armstrong, 1974

Most consecutive games scoring by reception—

6—Taylor, 1960-61 (Last 4 games of 1960 and first 2 games of 1961)
6—Denson, 1969
4—Scarpitto, 1963
4—Denson, 1967
4—Odoms, 1973

TEAM — GENERAL SEASON

Most consecutive victories—

4—1962
3—1973 (twice)
3—1974 (twice)
3—1976 (twice)
3—1970

Most consecutive games without a loss—

7—1973
11—1963
9—1967

Most consecutive games without victory—

14—1963
14—1964
9—1967

TEAM — GENERAL GAME

Largest margin of victory—

43—vs. New York Jets 9/19/76 (46-3)
37—vs. Oakland 10/5/62 (44-7)
35—vs. Tampa Bay 11/7/76 (48-13)

Most points in one half—

38—vs. Tampa Bay 11/7/76
33—vs. San Diego 10/6/63
32—vs. New York 11/22/62

Most points in one quarter—

26—at New York Jets 12/3/67
24—vs. Buffalo 11/27/60
24—vs. San Diego 10/6/63
24—vs. Tampa Bay 11/7/76

TEAM — OFFENSE

Scoring

	Game	Season
Most Points	50—vs. San Diego 10/6/63	354—1973
	48—at Houston 10/14/73	353—1962
	48—vs. Tampa Bay 11/7/76	325—1972
Fewest Points	0—San Diego 37, Denver 0—10/29/61	196—1966
	0—at Oakland 51, Denver 0—9/10/67	203—1971
	0—at Kansas City 16, Denver 0—12/6/70	240—1964
	0—at San Diego 17, Denver 0—12/15/74	251—1961
Most touchdowns	6—6 times	41—1973
	Most recent: vs. Tampa Bay 11/7/76	39—1962 39—1974 39—1976
Most field goals	5—vs. San Diego 10/6/63	27—1962
	4—8 times	25—1971 21—1975

Total Offense

	Game	Season
Most plays	86—vs. San Diego 11/30/75	964—1975
	86—at Chicago 12/12/76	959—1965
	84—vs. Boston 12/3/61	958—1960
Most total yards	543—vs. New York Jets 9/19/76	4707—1962
	532—vs. Kansas City 11/18/74	4534—1975
	505—vs. San Diego 9/7/62	4486—1974
Ave. gain per play	8.56—vs. San Diego 9/7/62	5.38—1972
	8.21—at Houston 10/14/73	5.21—1974
	7.77—vs. New England 12/17/72	5.20—1962
Fewest yards	5—at Oakland 9/10/67	3168—1966
	26—at Houston 9/3/66	3332—1964
	117—vs. Buffalo 12/13/64	3811—1961

Rushing Offense

	Game	Season
Rushing plays	60—vs. San Diego 11/30/75	512—1971
	59—at Chicago 12/12/76	500—1976
	57—at Cleveland 10/24/71	490—1975
Rushing yards	356—at Chicago 12/12/76	2157—1974
	328—vs. San Diego 11/30/75	2093—1971
	292—at Oakland 11/24/74	1993—1975
Ave. gain per rush	6.68—vs. Dallas 10/30/60	4.50—1972
	6.64—vs. Houston 9/17/72	4.44—1974
	6.59—vs. Buffalo 11/19/61	4.15—1969
Fewest yards	13—at Oakland 10/22/72	1091—1961
	20—at Dallas 12/10/61	1173—1966
	27—at Buffalo 9/15/62	1195—1960

TEAM RECORDS (CONTINUED)

Passing Offense

	Game	Season
Passes attempted	56—at Buffalo 9/15/72	568—1961
	56—at Boston 9/21/62	559—1962
	55—at Houston 12/20/64	508—1960
Passes completed	35—at Houston 12/20/64	292—1962
	32—vs. Kansas City 11/18/74	265—1961
	31—vs. Houston 11/6/60	259—1960
Passes had intercepted	8—at Houston 12/2/62	45—1961
	6—5 times	40—1962
		35—1960
Completion percentage	.765—vs. Cincinnati 12/14/69	.559—1974
	.738—vs. Houston 12/8/74	.526—1962
	.724—at Oakland 10/22/72	.523—1972
Touchdown passes	5—vs. Buffalo 10/28/62	24—1960
	4—5 times	23—1969
		23—1963
Net yards passing	459—vs. Kansas City 11/18/74	3404—1962
	428—at Buffalo 9/15/62	3247—1960
	396—at Oakland 10/22/72	2720—1961
Fewest net yards	—53—at Oakland 9/10/67	1682—1967
	— 7—at Houston 9/3/66	1995—1966
	6—vs. New York 11/15/64	2021—1964
Fewest times Denver passers thrown for loss	0—Many times	22—1971
		24—1965
		27—1973
Most times Denver passers thrown for loss	11—vs. Buffalo 12/13/64	63—1963
	11—vs. Oakland 11/5/67	61—1964
	10—at Oakland 12/8/75	58—1967
Most yardage Denver passers thrown for loss	10—at Oakland 10/31/76	
	95—vs. Oakland 11/5/67	590—1963
	84—vs. Buffalo 12/13/64	520—1964
	78—vs. Boston 9/29/63	508—1967
	78—vs. Kansas City 12/14/68	

First Downs

	Game	Season
Most first downs	34—vs. Kansas City 11/18/74	270—1962
	31—vs. New York Jets 9/19/76	268—1975
	28—vs. San Diego 9/7/62	258—1974
First downs rushing	19—vs. San Diego 11/30/75	120—1974
	19—at Chicago 12/12/76	111—1965
	16—at Boston 9/24/65	111—1973
First downs passing	25—vs. Kansas City 11/24/74	177—1962
	23—at Houston 12/20/64	141—1960
	20—at Buffalo 9/15/62	137—1975
First downs penalty	6—vs. Houston 9/7/64	27—1965
	5—5 times	26—1961
		26—1969
Fewest first downs	0—at Houston 9/3/66	171—1966
	3—at Oakland 9/10/67	172—1967
	7—at Kansas City 12/6/70	207—1964
	7—vs. Buffalo 12/13/64	

TEAM RECORDS (CONTINUED)

Punts

	Game	Season
Most punts	12—at Oakland 9/10/67	105—1967
	12—vs. Cincinnati 10/6/68	96—1968
	10—4 times	87—1970
Fewest punts	0—vs. Dallas 10/8/61	59—1962
	1—vs. San Diego 11/27/66	60—1972
	1—vs. N.Y. Jets 9/19/76	63—1975
Best average	(Min. of 4 punts)	
	53.75—vs. San Diego 10/22/67	45.2—1966
	53.50—vs. New York 11/17/63	45.1—1973
	52.50—at San Diego 12/22/63	44.9—1967
	52.50—vs. Kansas City 10/11/64	
Poorest average		35.1—1976
		37.3—1960
		39.3—1961

Punt Returns

	Game	Season
Most returns	8—at Buffalo 9/20/70	63—1970
	8—at Kansas City 10/6/74	51—1976
	8—vs. San Diego 11/30/75	43—1974
Most return yards	126—at New York 12/3/67	640—1976
	125—vs. Cleveland 9/26/76	556—1970
	121—at Buffalo 9/20/70	474—1974
Best average		13.5—1967
		12.5—1976
		12.2—1969

Kickoff Returns

	Game	Season
Most returns	10—vs. Boston 10/4/64	78—1963
	10—at San Diego 12/22/63	76—1964
	9—at Boston 10/18/63	71—1965
	9—vs. Kansas City 9/7/63	
Most return yards	295—vs. Boston 10/4/64	1801—1963
	289—vs. Kansas City 9/7/63	1758—1964
	238—at Kansas City 10/8/63	1731—1965
Best average		26.9—1966
		25.3—1967
		24.5—1975

Fumbles

	Game	Season
Most fumbles	6—5 times	40—1961
		36—1966
		34—1963
Most fumbles lost	5—vs. Cleveland 10/19/75	23—1961
	5—vs. Chicago 9/30/73	17—1966
	4—4 times	17—1960
Fewest fumbles	0—Many times	15—1969
		21—1973
		23—4 times
Fewest fumbles lost	0—Many times	8—1964
		9—1969
		9—1973

TEAM RECORDS (CONTINUED)

Penalties

	Game	Season
Most penalties	15—vs. Tampa Bay 11/7/76	105—1976
	14—vs. Oakland 10/17/76	94—1970
	14—at N.Y. Jets 10/28/73	92—1975
Most yards penalized	160—vs. Tampa Bay 11/7/76	986—1976
	132—vs. Oakland 10/17/76	887—1970
	130—vs. New York 11/22/62	827—1972
Fewest penalties	0—vs. Kansas City 12/17/67	48—1967
	1—9 times	54—1960
		60—1961
Fewest yards penalized	0—vs. Kansas City 12/17/67	501—1960
	0—at Boston 9/21/62	512—1967
	5—3 times	548—1963

TEAM — DEFENSE

Total Defense

	Game	Season
Fewest plays allowed	40—vs. San Diego 10/6/63	826—1971
	42—vs. San Diego 11/30/75	838—1970
	44—at Boston 9/24/65	847—1963
	44—vs. Boston 9/29/63	
Fewest yards allowed	60—at Cleveland 10/24/71	3705—1970
	66—vs. Chicago 12/5/71	3722—1976
	70—vs. San Diego 11/2/69	3819—1971
Lowest yield per play	1.12—vs. Chicago 12/5/71	4.14—1976
	1.25—vs. San Diego 11/2/69	4.39—1972
	1.30—at Cleveland 10/24/71	4.42—1970

Rushing Defense

	Game	Season
Fewest rushes allowed	11—at N.Y. Jets 12/3/67	384—1965
	14—at N.Y. Jets 10/28/73	409—1970
	15—at Cleveland 10/24/71	420—1963
Fewest yards allowed	0—at Kansas City 12/19/65	1337—1965
	18—vs. Pittsburgh 9/27/70	1351—1970
	24—at Cleveland 10/24/71	1633—1961
Lowest yield per rush	0.00—at Kansas City 12/19/65	3.30—1970
	0.64—vs. Pittsburgh 9/27/70	3.45—1976
	1.47—vs. Cincinnati 12/14/69	3.48—1965

Passing Defense

	Game	Season
Fewest attempts by opponents	14—at New England 11/28/76	348—1975
	14—at Kansas City 11/27/69	356—1971
	14—at Houston 11/20/60	379—1970
Fewest completions by opponents	2—at Chicago 12/12/76	150—1971
	5—at Green Bay 9/26/71	181—1975
	5—vs. Dallas 10/8/61	189—1960
Lowest completion percentage allowed	.118—at Chicago 12/12/76	.421—1971
	.226—vs. Chicago 12/5/71	.448—1961
	.259—at Cleveland 10/24/71	.459—1965
Fewest net yards allowed	7—vs. Chicago 12/5/71	1985—1971
	18—at Kansas City 12/6/70	2026—1976
	33—vs. Kansas City 10/4/70	2032—1975
Fewest TD passes allowed	0—Many times	8—1976
		14—1975
		14—1974

TEAM DEFENSE RECORDS (CONTINUED)

PASSING DEFENSE (CONTINUED)

Highest percentage interception of opponent passes	.073—1964 .070—1960 .063—1962
Most opponent passes intercepted	6—4 times 32—1964 28—1967 27—1962 27—1960
Most yards interception returns	133—at Buffalo 9/18/60 117—vs. Oakland 10/5/62 104—at Houston 11/14/65 483—1962 465—1965 457—1976
Most times opponent passers thrown for loss	10—at Cincinnati 10/19/69 9—vs. Chicago 12/5/71 9—vs. Buffalo 11/19/61 50—1970 45—1969 44—1971 44—1964
Most yardage, opponent passers thrown for loss	95—vs. New York 11/15/64 76—vs. Kansas City 10/4/70 75—vs. New England 12/17/72 456—1970 447—1964 435—1971
Lowest yield per pass attempt	5.00—1964 5.49—1961 5.52—1972
Lowest yield per pass completion	10.60—1976 10.64—1972 10.84—1974

Punting

	Game	Season
Lowest opponent average	(4 or more punts)	
	30.0—vs. Buffalo 11/27/60	37.3—1976
	30.4—at Houston 10/26/69	39.0—1960
	30.8—at Dallas 12/10/61	40.8—1961

Punt Returns

Game	Season
Lowest opponent average	6.13—1968 7.03—1969 7.43—1970

Kickoff Returns

	Game	Season
Lowest opponent average		17.14—1961
		20.13—1960
		20.39—1973

Fumbles

	Game	Season
Most opponent fumbles recovered	5—at Boston 11/6/66	21—1964
	5—vs. Buffalo 12/13/64	20—1963
	5—at Oakland 10/14/62	20—1971
Fewest opponent fumbles recovered	0—Many times	11—1974
		12—1972
		12—1968
		12—1967

TEAM DEFENSE RECORDS (CONTINUED)

First Downs

	Game	Season
Fewest opponent first downs	3—vs. San Diego 11/30/75	199—1970
	5—at Chicago 12/12/76	206—1971
	6—vs. Oakland 11/20/66	222—1976
	6—at Cleveland 10/24/71	
Fewest opponent first downs rushing	1—vs. Cincinnati 12/14/69	67—1970
	1—at Cleveland 10/24/71	83—1971
	1—at Los Angeles 12/12/72	87—1965
Fewest opponent first downs passing	1—San Diego 11/30/75	91—1971
	1—at Chicago 12/12/76	104—1976
	2—Dallas 10/8/61	106—1975
Fewest opponent first downs penalty	0—Many times	12—1968
		14—1970
		15—1962

Penalties

	Game	Season
Most opponent penalties	13—at Houston 10/26/69	98—1961
	13—vs. Cleveland 9/26/76	88—1976
	12—3 times	88—1975
Most yards opponent penalized	140—at Houston 10/26/69	901—1969
	132—vs. Chicago 9/30/73	836—1965
	124—vs. New York 9/21/69	824—1973
Fewest yards opponent penalized	0—at Oakland 12/19/71	516—1963
	4—at Miami 12/20/75	573—1964
	5—at Houston 9/3/66	576—1966
	5—vs. Boston 11/11/62	

Scoring

	Game	Season
Fewest points	0—vs. San Diego 11/2/69	206—1976
	0—at Cleveland 10/24/71	264—1970
	0—vs. San Diego 10/3/76	275—1971
	0—at San Diego 11/14/76	
Fewest touchdowns allowed	0—Many times	25—1976
		28—1970
		31—1973
Fewest field goals allowed	0—Many times	12—1976
		13—1961
		14—1965

OPPONENT INDIVIDUAL RECORDS

Total Offense

MOST PLAYS—60, Joe Namath, at N.Y. Jets, 12/3/67. **YARDS GAINED**—448, Len Dawson, at Kansas City, 11/1/64. **GAIN PER PLAY**—(10 or more plays)—21.62, Jacky Lee, at Houston, 11/29/60.

Rushing

MOST RUSHES—27, Abner Haynes, Dallas, 10/30/60. **YARDS GAINED**—183, Paul Lowe, at San Diego, 12/22/63. **GAIN PER RUSH (8 or more rushes)**—12.50, Abner Haynes, at Miami, 9/17/67. **LONGEST SCORING RUN**—69, Curtis McCClinton, at Dallas, 12/9/62. **LONGEST NON-SCORING RUN**—76, Willmer Fowler, Buffalo, 11/27/60.

OPPONENT RECORDS (CONTINUED)

Passing

ATTEMPTS—60, Joe Namath, at N.Y. Jets, 12/3/67. **COMPLETIONS**—31, Joe Gilliam, Pittsburgh (OT), 9/22/74. **HAD INTERCEPTED**—6, Babe Parilli, Boston, 9/3/67. 6, George Blanda, at Houston, 11/14/65. **YARDS GAINED**—435, Len Dawson, at Kansas City, 11/1/64. **COMPLETION PERCENTAGE (10 or more passes)**—813, Bob Berry, at Atlanta, 11/26/72. **TOUCHDOWNS**—6, Len Dawson, at Kansas City, 11/1/64. **LONGEST SCORING PLAY**—92, Len Dawson to Tom Brooker, Dallas, 11/18/62. **LONGEST NON-SCORING PLAY**—77, Tom Flores to Art Powell, Oakland, 11/29/64.

Receiving

RECEPTIONS—12, Art Powell, New York, 10/22/61. 12, Ed Podolak, at Kansas City, 10/7/73. 12, Ken Payne, Green Bay, 9/29/75. **YARDS GAINED**—213, Curtis McCClinton, at Kansas City, 12/19/65. **TOUCHDOWNS**—4, Lance Alworth, San Diego, 12/1/68.

Punting

MOST PUNTS—11, Dennis Partee, San Diego, 11/30/75. 11, Bob Parsons, at Chicago, 12/12/76. **AVERAGE (4 or more punts)**—57.40, Steve O'Neal, New York, 9/21/69. **LONGEST PUNT**—98, Steve O'Neal, New York, 9/21/69.

Punt Returns

MOST RETURNS—9, Rodger Bird, at Oakland, 9/10/67. **RETURN YARDS**—143, Rodger Bird, at Oakland, 9/10/67. **LONGEST SCORING RETURN**—82, Bobby Jancik, at Houston, 12/20/64. **LONGEST NON-SCORING RETURN**—72, Greg Pruitt, at Cleveland, 10/27/74.

Kickoff Returns

MOST RETURNS—5, held by seven players. **RETURN YARDS**—164, Dave Grayson, Kansas City, 10/11/64. **LONGEST SCORING RETURN**—106, Noland Smith, Kansas City, 12/17/67. **LONGEST NON-SCORING RETURN**—80, Dave Grayson, Kansas City, 10/11/64.

Interceptions

MOST INTERCEPTIONS—3, held by nine players. **RETURN YARDS**—99, Bobby Hunt, at Kansas City, 12/8/63. **LONGEST SCORING RETURN**—80, Coy Bacon, San Diego, 11/11/73. **LONGEST NON-SCORING RETURN**—87, Ron Hall, Boston, 9/18/66.

Scoring

TOUCHDOWNS—4, Frank Jackson, at Dallas, 12/10/61. 4, Bert Coan, Kansas City, 10/23/66. 4, Lance Alworth, San Diego, 12/1/68. **FIELD GOALS**—6, Gino Cappelletti, Boston, 10/4/64. **LONGEST FIELD GOAL**—57, Don Cockroft, Cleveland, 10/29/72. **POINTS**—24, Frank Jackson, at Dallas, 12/10/61. 24, Bert Coan, Kansas City, 10/23/66. 24, Lance Alworth, San Diego, 12/1/68.

OPPONENT SINGLE GAME TEAM RECORDS

Scoring

POINTS—59, Kansas City, 9/7/63.

Total Offense

PLAYS—93, Pittsburgh (OT), 9/22/74. **YARDS GAINED**—634, at Oakland, 10/25/64. **GAIN PER PLAY**—10.30, San Diego, 10/6/63. **FEWEST YARDS GAINED**—60, at Cleveland, 10/24/71.

OPPONENT RECORDS (CONTINUED)

Rushing

RUSHES—62, at New England, 11/28/76. **YARDS GAINED**—380, Kansas City, 10/23/66. **GAIN PER RUSH**—9.27, Kansas City, 10/23/66. **FEWEST YARDS GAINED**—0, at Kansas City, 12/19/65.

Passing

ATTEMPTS—62, at New York, 12/3/67. **COMPLETIONS**—31, Pittsburgh (OT), 9/22/74. **HAD INTERCEPTED**—6, four times. **MOST YARDS GAINED**—427, at Oakland, 10/25/64. **FEWEST YARDS GAINED**—(-7), Chicago, 12/5/71. **COMPLETION PERCENTAGE**—.813, at Atlanta, 11/26/72.

First Downs

TOTAL FIRST DOWNS—33, Pittsburgh (OT), 9/22/74. **RUSHING**—21, at New England, 11/28/76. **PASSING**—21, San Diego, 12/1/68. **PENALTY**—6, Miami, 12/4/66. 6, at Oakland, 11/9/69.

Punting

MOST PUNTS—11, San Diego, 11/30/75, and at Chicago, 12/12/76. **BEST AVERAGE (4 or more punts)**—57.40, NY Jets, 9/21/69.

Punt Returns

MOST RETURNS—9, at Oakland, 9/10/67. **RETURN YARDS**—143, at Oakland, 9/10/67.

Kickoff Returns

MOST RETURNS—9, at Houston, 10/14/73, and at San Diego, 12/9/73. **RETURN YARDS**—238, at Kansas City, 10/8/66.

TWO TEAM RECORDS

Scoring

POINTS—91—N.Y. Titans, 46, Denver 45.

Total Offense

PLAYS—160—Denver 67, Pittsburgh 93 (OT), 9/22/74. **YARDS GAINED**—1,057—Denver 476, at San Diego 581, 10/20/68.

Rushing

MOST RUSHES—90—Denver 59, at Chicago 31, 12/12/76. **YARDS GAINED**—472—Denver 356, at Chicago 116, 12/12/76.

Passing

ATTEMPTS—97—Denver 53, at Houston 44, 12/2/62. **COMPLETIONS**—53—Denver 35, at Houston 18, 12/20/64. **HAD INTERCEPTED**—13—Denver 8, at Houston 5, 12/2/62. **YARDS GAINED**—708—Denver 321, at San Diego 387, 10/20/68.

Other

TOTAL FIRST DOWNS—58—Denver 34, Kansas City 24, 11/18/74. **FUMBLES**—12—Denver 6, at Boston 6, 11/6/66, and Denver 5, Buffalo 7, 12/13/64. **FUMBLES LOST**—10—Denver 5, at Boston 5, 11/6/66. **YARDS PENALIZED**—243—Denver 132, Oakland 111, 10/17/76. **FEWEST YARDS PENALIZED**—25—Denver 5, Dallas 20, 10/30/60.

PLAYER HISTORY

ALL-TIME DRAFT CHOICES

1960 (First selections)—Harry Ball, T, Boston College; Charley Britt, QB, Georgia; Dave Canary, E, Cincinnati; Paul Candro, HB, Boston U.; Bill Carrico, G, N. Texas St.; Larry Cundiff, C, Mich. State; Bernard Darre, T, Tulane; Roger Davis, T, Syracuse; Lonnie Dennis, G, Brig. Young; John Dingsen T-G, Detroit; Maurice Doke, G, Texas; Mike Dowdle, FB, Texas; Wayne Hawkins, T, COP; Gary Huber, C, Miami (O.); Dave Hudson, E, Florida; Claude King, HB, Houston; Don Klochak, FB, N. Carolina; Roger LeClerc, C, Trinity; Dean Look, QB, Mich. State; Bill Mathis, HB, Clemson; Ken McNeece, T-G, San Jose St.; James Monroe, QB, Arkansas; Ray Norton, HB, San Jose St.; Robert Rosbaugh, HB, Miami (Fla.); Mel Semenko, E, Colorado; Lebron Shields, T, Tennessee; Jack Spikes, FB, TCU; Howard Turley, E, Louisville; Jim Walden, QB, Wyoming; Willie West, HB, Oregon; John Willener, G, Oregon; Bob Yates, T, Syracuse; Ken Young, E, Valparaiso; Bob Zimpter, T-G, Bowling Gr.

1960 (Second selections)—Mel Branch, T-G, LSU; Ronnie Cain, E, Kentucky; Jack Campbell, E, Toledo; Tom Chapman, E, Detroit; LaVelle Coleman, HB, West Mich.; Jim Colvin, T-G, Houston; Teddy Foret, T-G, Auburn; Bobby Green, HB, Florida; Jack Hanlon, HB, Penn.; G. Hersherberger, T-G, Wichita; Sam Homer, HB, VMI; Bob Hudson, E, Lamar Tech.; Vic Jones, HB, Indiana; Billy Luplow, T-G, Arkansas; George Phelps, HB, Cornell C. Ia.; Tom Roberts, T-G, Georgia Tech; Sam Stenger, C, Denver; Olin Treadway, QB, Iowa; John Wilkins, T-G, So. California; Emmet Wilson, T-G, Georgia Tech.

1961—1, Bob Gaiters, HB, N. Mex. St. 2, Jerry Hill, HB, Wyoming. 3, Chas. Strange, C, LSU. 4, Roland McDale, T, Nebraska. 4a, (NY), Sonny Davis, E, Baylor. 5, Charles Cowan, E, NM H'lds. U. 6, Dale Evans, HB, Kansas State. 7, Pat Patchen, E, Florida. 9, Phil Nugent, QB, Tulane. 10, Chas. Sturgeon, HB, Kentucky. 11, John Simko, E, Augustana. 12, Jerry Miller, E, H. Payne. 13, Ron Greene, G, Wash. St. 14, Bill Cooper, FB, Muskingum. 15, Willie Crafts, G, Texas A&I. 16, Jim Larkin, T, Hillsdale. 17, Chuck Weiss, FB, Colorado. 18, Chick Graning, HB, Georgia Tech. 19, John Hobbs, G, Maryland St. 20, Buck McLeod, T, Baylor. 21, Jim Morgan, HB, Iowa St. Tech. 22, Tom Hackler, E, Tenn. Tech. 23, Tom Jewell, T, Idaho St. 24, E. A. Simms, E, N. Mex. St. 25, Pete Samms, T, Central Okla. 26, Sam Smith, HB, Florence St. 27, Donald Olson, HB, Nebraska. 28, Wayne Lee, G, Colo. St. Col. 29, Archie Cobb, T, Nebraska. 30, Dave Mills, HB, NE Mo. St. Tech.

1962—1, Merlin Olsen, T, Utah St. 2, Jerry Hillebrand, E, Colorado. 3, Charles Holmes, FB, Maryland St. 4, John Furman, QB, Texas Western. 7, John McGeever, HB, Auburn. 8, Elbert Harris, HB, S.E. Louisiana. 9, Larry Jepson, C, Furman. 10, Gale Weidner, QB, Colorado. 11, Mike Kline, G, Oregon St. 13, Bob Cegelski, C, Montana St. 14, Sonny Gibbs, QB, TCU. 15, Bill Loudon, G, Benedict Coll. 16, Gary Ballman, HB, Mich. St. 17, Jerry Tarr, E, Oregon. 18, Pete Schenk, E, Washington St. 20, Mike Martin, E, Washington St. 21, Jim Perkins, T, Colorado. 22, Don Kasso, HB, Oregon St. 23, Ken Tureaud, HB, Michigan. 24, Neil Thomas, G, Hillsdale. 25, Dave Edwards, E, Auburn. 26, Jim Roberts, T, Mississippi. 27, A. Von Sonn, C, UCLA. 28, Paul Holmes, T, Georgia. 29, Lynn Hoyem, C, Long Beach St. 30, Walter Mince, HB, Arizona. 31, Bill Williamson, T, Bakersfield JC. 32, Vester Flanagan, T, Humboldt St. 33, Duane Allen, E, Mt. S.A. Coll. 34, S. Stonebraker, E, Detroit.

1963—1, K. Alexander, HB, UCLA. 2a, (NY), Ray Poage, FB, Texas. 2b, Tom Nomina, T, Miami (O.). 3, Tommy Janik, HB, Texas A&I. 4, Lou Slaby, LB, Pittsburgh. 5, Ray Mansfield, C, Washington. 6, Anton Peters, T, Florida. 7a, (San Diego), M. Slaughter, QB, Louisiana Tech. 7b, Paul Flatley, E, Northwestern. 8a, (Buf.), H. Dixon, FB, Florida A&M. 8b, John Griffin, HB, Memphis St. 9, Marv Fleming, E, Utah. 10a, Lonnie Sanders, HB, Michigan St. 10b, (Hous.), Pat Richter, E, Wisconsin. 11, Billy Joe, FB, Villanova. 12, John Gamble, E, U. of Pacific. 13, James Maples, C, Baylor. 15, W. Freeman, E, North Texas. 16, Dave Crossan, G, Maryland. 17, Bob Paremore, HB, Florida A&M. 18, Charles Mitchell, HB, Washington. 19a, Frank Baker, FB, Toledo. 19b, (Dallas), Bruce Starling, HB, Florida. 20, Dan Grimm, G, Colorado. 21, Ross Nolan, E, NE Louisiana. 22, Dave Mathiesen, QB, Washington St. 23, Billy Mooty, HB, Arkansas. 24, C. B. Simons, LB, Stanford. 25, Forest Farmer, LB, Purdue. 26, Monte Day, T, Fresno St. 27, John Sellers, T, Bakersfield JC. 28, Bill Reddell, HB, Occidental. 29, Kern Carson, HB, San Diego St.

ALL-TIME DRAFT CHOICES (CONTINUED)

1964—1, Bob Brown, T, Nebraska. 3, Marv Woodson, DB, Indiana. 3a, Matt Snorton, DE-E, Michigan St. 6, Don Shackleford, T, Pacific. 6a, Al Denson, FL, Florida A&M. 7, Ray Kubala, C-T, Texas A&M. 7a, Jerry Richardson, LB, W. Texas St. 8, W. Hilgenberg, G-LB, Iowa. 9, John Mims, T, Rice. 12, Paul Krause, DB, Iowa. 13, Charley Parker, G, So. Mississippi. 14, Bob Hayes, HB, Florida A&M. 15, Chuck Logan, E, Northwestern. 16, Bob Cherry, E, Wittenburg. 17, J. McNaughton, E, Utah St. 18, George Mira, QB, Miami. 19, Odell Barry, FL, Findlay. 21, Dick Herzog, T, Drake. 22, Gary Lewis, HB, Arizona St. 23, Ken Brusvan, T, Oregon St. 24, Mickey Bitsko, LB, Dayton. 25, Jim Jones, E, Wisconsin. 26, Bob Berry, QB, Oregon.

1965—2, Dick Butkus, LB, Illinois. 3, Glen Ressler, C, Penn St. 4, Geo. Donnelly, DB, Illinois. 5a, Bob Breitenstein, T, Tulsa. 5b, Max Leetzow, DT, Idaho. 6, Tom Wilhelm, T, Syracuse. 7, Jim Garcia, DE, Purdue. 8, John Holman, G, Wisconsin. 9, Gary Russell, DB, Georgia Tech. 10, Gene Jeter, LB, Arkansas A&M. 11, Tom Vaughan, HB, Iowa St. 12, Tom Myers, QB, Northwestern. 13, Mike Strofalino, LB, Villanova. 14, John Frick, G, Ohio U. 15, Jeff Jordan, DB, Tulsa. 16, Brian Schweda, T, Kansas. 18, Larry Dupree, HB, Florida. 19, R. Oelschlager, HB, Kansas. 20, Terry Metchner, G, Albion.

1966—1, Jerry Shay, T, Purdue. 2, Freeman White, E, Nebraska. 3, Bob Hadrick, E, Purdue. 4, Randy Johnson, QB, Texas A&I. 5, Billy Clay, DB, Mississippi. 6, James Fulgham, T, Minnesota. 7, Jerry Jone, G, Bowling Green. 7a, (Buf.), Scotty Glacken, QB, Duke. 8, Goldie Sellers, DB, Grambling. 9, Ron Shrantl, LB, Utah St. 10, Larry Cox, T, Abilene CC. 11, James Burns, G, Northwestern. 13, Eric Crabtree, DB, Pittsburgh. 14, Fred Forsberg, DT, Washington. 15, Mike Ringer, DB, Oklahoma. 16, Frank Rogers, K, Colorado. 17, Gary Eickman, DE, Illinois. 18, Tom Talaga, T, Notre Dame. 19, Tom Coughlin, DE, Miami. 20, Cliff Hysell, T, Montana St.

1967—1, Floyd Little, HB, Syracuse. 2, Thomas Beer, TE, Houston. 3a, Mike Current, T, Ohio State. 3b, Geo. Goeddeke, C, Notre Dame. 4, C. Cunningham, DE, Houston. 5a, Fran Lynch, FB, Hofstra. 5b, John Huard, LB, Maine. 6, Neal Sweeney, E, Tulsa. 7, Frank Richter, G, Georgia. 8, Tom Cassese, E, C. W. Post. 9, James Summers, DB, Michigan St. 10, Paul Krause, QB, Dubuque. 11, Lou Andrus, DE, Brigham Young. 13, Dennis Furjanic, DE, Houston. 14, Tom Francisco, HB, Virginia Tech. 15, Donald Smith, G, Florida A&M. 16, Jack Lentz, QB, Holy Cross. 17, W. Valley, Jr., T, Oregon St.

1968—2, Curley Culp, DE, Arizona St. 3a, Garrett Ford, RB, West Virginia. 3b, (K.C.), Robert Vaughan, T, Mississippi. 4b, (Miami), Gordon Lambert, LB, Tenn. Martin. 4c, (K.C.), Drake Garrett, DB, Michigan St. 4d, (Cincy), Gus Holloman, DB, Houston. 8, Steve Holloway, DB, Weber St. 9, Paul Smith, LB, New Mexico. 10, Bob Langford, T, Middle Tenn. 12, Robert Hendrix, T, Mississippi. 13, Charles Greer, DB, Colorado. 14, Marlin Briscoe, RB, Omaha. 15, Jeff Kuhman, LB, Vermont. 16, Adin Brown, LB, William & Mary. 17, Steve Grady, RB, So. California.

1969—2, Grady Cavniss, DB, Texas-EI Paso. 3, Bill Thompson, DB, Maryland St. 4a, Mike Schnitker, LB, Colorado (From Boston thru K.C.). 4b, Edward Hayes, DB, Morgan St. 5, Frank Quayle, RB, Virginia. 6a, (Buf.), Wandy Williams, RB, Hofstra. 6b, Mike Coleman, RB, Tampa. 7, Al Giffin, TE, Auburn. 9, Henry Jones, RB, Grambling. 10, Jim Smith, DB, Utah St. 11, Alan Pastrana, QB, Maryland. 12, Wes Plummer, DB, Arizona St. 13, John Sias, SE, Georgia Tech. 14, Gary Crane, LB, Arkansas St. 15, Errol Kahoun, G, Miami (O.). 16, Billy Woods, DB, No. Texas St. 17, Buster O'Brien, QB, Richmond.

1970—1, Bob Anderson, RB, Colorado. 2, Alden Roche, DE, Southern. 3, John Kohler, T, South Dakota. 4, Jerry Hendren, WR, Idaho. 5, Bill McKoy, LB, Purdue. 6, John Mosier, TE, Kansas. 7, R. Montgomery, CB, Weber St. 8, (KC), L. Porter, RB, Southern. 9, D. Washington, LB, Alcorn A&M. 10, M. Fullerton, DT, Tuskegee Inst. 11, Cleve Bryant, DB, Ohio University. 12, Greg Jones, RB, Wisconsin St. 13, Jim McKoy, CB, Parsons College. 14, Jeff Slipp, LB, Brigham Young. 15, Maher Barakat, K, So. Dakota Tech. 16, Bob Stewart, QB, Northern Ariz. 17, Frank Kalfoss, K, Montana St.

1971—1, M. Montgomery, OT, So. California. 2, Dwight Harrison, WR, Texas A&I. 4a, Lyle Alzado, DE, Yankton Col. 4b, C. Johnson, CB, Alcorn A&M. 6, Howard Phillips, C, Michigan St. 7, Doug Adams, CB, Ohio St. 8, Tom Beard, LB, Michigan St. 9, John Handy, LB, Purdue. 10, Carlis Harris, WR, Idaho St. 11, Roger Roitsch, DT, Rice. 12, Floyd Franks, WR, Mississippi. 13, Craig Blackford, QB, Evansville. 14, Tommy Lyons, C, Georgia. 15, Lawrence James, RB, Norfolk St. 16, Steve Thompson, DT, Minnesota. 17, Jack Simcsak, P-K, Virginia Tech.

ALL-TIME DRAFT CHOICES (CONTINUED)

1972—1, Riley Odoms, TE, Houston. 3, Bill Phillips, LB, Arkansas St. 4, (Minn.), Tom Graham, LB, Oregon. 5, (Phila.), Jim Krieg, WR, Washington. 8, Ronnie Estay, LB, LSU. 9, Floyd Priestner, DB, Boston U. 10, Richard Wilkins, DE, Maryland St. 11, Larry Brunson, WR, Colorado. 12, R. McDougall, DB, Weber St. 13, Bob Warner, RB, Bloomsburg St. 14, Jerome Kundich, G, UTEP. 15, Skip Parmenter, DT, Massachusetts. 16, Tom Bougus, RB, Boston College. 17, Lou Harris, RB, Southern California.

1973—1, Otis Armstrong, RB, Purdue. 2, Barney Chavous, DE, S. Carolina St. 3a, Paul Howard, OG, Brigham Young. 3b, John Wood, DT, LSU. 4, Tom Jackson, LB, Louisville. 5, Charles McTorry, DB, Tennessee St. 7a, Mike Askea, OT, Stanford. 7b, John Grant, DE, So. California. 9, Lyle Blackwood, DB, Texas Christian. 10, Al Marshall, WR, Boise State. 11, Elton Brown, DT, Utah State. 12, Jim O'Malley, LB, Notre Dame. 13a, Ed Smith, DE, Colorado Col. 13b, Ed White, RB, Tulsa. 14, John Hufnagel, QB, Penn State. 15, Calvin Jones, DB, Washington. 16a, Oliver Ross, RB, Alabama A&M. 16b, Ken Muhlbauer, C, Idaho State. 17, Kenneth Morgan, TE, Elon College.

1974—1, Randy Gradishar, LB, Ohio State. 2, Carl Wafer, DT, Tenn. State. 3, Claudie Minor, T, San Diego St. 4, Ozell Collier, CB, Colorado. 6a, John Winesberry, WR, Stanford. 10, Charlie Johnson, CB, Southern. 11, Steve Buchanan, RB, Holy Cross. 12, Larry Cameron, LB, Alcorn A&M. 13, John Clerkley, DT, Fort Valley St. 14, Rich Marks, DS, No. Illinois. 15, Piel Pennington, QB, U. of Mass. 16, Darrell Austin, T, So. Carolina. 17, Boyd Brown, TE, Alcorn A&M.

1975—1, Louis Wright, CB, San Jose St. 2, Charlie Smith, DE, N. Carolina Cen. 3a, (N.Y.G.) Mike Franckowiak, QB-KS, Central Mich. 3b, Drew Mahalic, LB, Notre Dame. 4a, (KC) Steve Taylor, DB, Georgia. 4b, Rick Upchurch, WR-Spec., Minnesota. 5a, Stan Rogers, T, Maryland. 5b, Rubin Carter, DT, Miami. 8, Steve Foley, S-QB, Tulane. 9, Russell Williams, DB, Arizona. 10, (KC), Hank Englehardt, C, Pacific. 10, Steve Haggerty, WR, Nev.-Las Vegas. 12, Harry Walters, LB, Maryland. 13, Eric Penick, RB, Notre Dame. 14, Jerry Arnold, G, Oklahoma. 15, Ken Shelton, TE, Virginia. 16, Bubba Bridges, DT, Colorado. 17, Lester Sherman, Ret. Spec., Albany St.

1976—1, Tom Glassic, G, Virginia. 2, Kurt Knoff, S, Kansas. 4, Craig Penrose, QB, San Diego St. 5, Lonnie Perrin, RB, Illinois. 8, James Betterson, RB, North Carolina. 9a, Jim Czirr, C, Michigan. 9b, (St. Louis), Jim Lisko, LB, Arkansas St. 10, Art Gilliam, DE, Grambling. 11, Greg Pittman, LB, Iowa St. 12, Randy Moore, DT, Arizona St. 13, Donnie McGraw, CB, Houston. 14, Larry Evans, LB, Mississippi Col. 15, Wilbur Summers, KS, Louisville. 16, John Huddleston, LB, Utah. 17, Randy Cozens, LB, Pittsburgh.

1977—1, Steve Schindler, G, Boston College. 2, Rob Lytle, RB, Michigan. 4, Bill Bryan, C, Duke. 7, Larry Swider, P, Pittsburgh. 8, Calvin Culliver, RB, Alabama. 9, Charles Jackson, NT, Washington. 10, Orna Middlebrook, WR, Arkansas State. 11, Phil Heck, LB, California. 12, Scott Levenhagen, TE, Western Illinois.

MAJOR TRADES

1977

Obtained P. Herman Weaver from Detroit for a future undisclosed draft choice.

Obtained DB Bernard Jackson from Cincinnati for a future undisclosed draft choice.

Obtained QB Craig Morton from the New York Giants for QB Steve Ramsey and future considerations.

1976

Obtained LB Godwin Turk from New York Jets for 5th-1977.

Obtained OT Bill Bain from Green Bay for 3rd-1977.

Obtained 9th-1976 (Lisko) from St. Louis for DB Jeff Severson.

MAJOR TRADES (CONTINUED)

1975

Obtained DB Jeff Severson from Houston for 7th-1976.
Obtained past considerations from Kansas City for TE Billy Masters.
Obtained C Phil Olsen from Los Angeles for WR Otto Stowe and 3rd-1976 and 6th-1977.
Obtained DB Clarence Ellis from Atlanta for DB Charles Greer, WR Jerry Simmons and 6th-1976.
Obtained DT Greg Marx and 5th-1975 (Rogers) from Atlanta for OG Larron Jackson.

1974

Obtained 4th-1975 (Taylor) from Kansas City for LB Tom Graham.
Obtained 10th-1975 (Englehardt) from Kansas City for OT Tom Drougas.
Obtained 3rd-1975 (Franckowiak) from New York Giants for RB Joe Dawkins.
Obtained RB Jon Keyworth from Washington for 6th-1975 and 11th-1975.
Obtained DB John Rowser from Pittsburgh for 6th-1974 and 9th-1974.

1973

Obtained LB Ray May from Baltimore for 3rd-1974 and 8th-1974.
Obtained DB Dale Hackbart from St. Louis for 10th-1974.
Obtained LB Bill Laskey from Baltimore for 7th-1974.
Obtained WR Gene Washington from Minnesota for WR Rod Sherman and 5th-1974.

1972

Obtained 3rd-1974 (Minor) and 6th-1974 (traded to Pittsburgh) from Cleveland for QB Don Horn.
Obtained WR Haven Moses from Buffalo for WR Dwight Harrison.
Obtained 3rd-1973 (Howard) from Cleveland for DE Rich Jackson.
Obtained C Bobby Maples from Pittsburgh for 6th-1973.
Obtained OT Rick Sharp from Pittsburgh for 8th-1973.
Obtained DE-OT Lloyd Voss from Pittsburgh for 5th-1973.
Obtained QB Charley Johnson from Houston for 3rd-1973.
Obtained RB Eddie Ray and 3rd-1973 (Wood) from San Diego for DT Dave Costa.
Obtained 7th-1973 (Grant) from Baltimore for TE John Mosier.
Obtained LB Al Andrews from Buffalo for LB Dave Washington.
Obtained 5th-1973 (traded to Pittsburgh) from New Orleans for LB John Huard.

1971

Obtained RB Joe Dawkins from Houston for RB Dickie Post.
Obtained OG Larron Jackson and 5th-1972 from Houston for DB Cleophus Johnson.
Obtained LB Olen Underwood from Houston for OG Bob Young.
Obtained 5th-1972 (Krieg) from Philadelphia for QB Pete Liske.
Obtained RB Dickie Post from San Diego for 2nd-1972.
Obtained QB Steve Ramsey from New Orleans for 4th-1972.
Obtained OT Roger Shoals from Detroit for LB Carl Cunningham.
Obtained QB John Stofa from Miami for 7th-1972.
Obtained DB Butch Byrd from Buffalo for 5th-1972.
Obtained DB Leroy Mitchell from Houston for DB John Charles.
Obtained DB John Charles and 4th-1972 (Graham) from Minnesota for WR Al Denson.
Obtained QB Don Horn from Green Bay for DE Alden Roche and exchange of first round positions in 1972 draft.
Obtained K Jim Turner from New York Jets for K Bobby Howfield.

1970

Obtained DB Cornell Gordon from New York Jets for DB Gus Hollomon.
Obtained TE Jim Whalen from Boston for TE Tom Beer.
Obtained DB Paul Martha from Pittsburgh for C Walter Highsmith and OT Wallace Dickey.
Obtained RB Booker Edgerson from Buffalo for 5th-1972.
Obtained FB Willis Crenshaw from St. Louis for 3rd-1971.
Obtained TE Billy Masters from Buffalo for 5th-1971.
Obtained 8th-1971 (Beard) from Houston for RB Tom Smiley.
Obtained 4th-1971 (Alzado) from Boston for K Charlie Gogolak.

MAJOR TRADES (CONTINUED)

1969

Obtained RB Tom Smiley from Cincinnati for WR Eric Crabtree.
Obtained OT Walt Barnes from Kansas City for 8th-1970.

1968

Obtained a future draft choice from the New York Jets for DB Nemiah Wilson, later cancelled when Wilson was cut by the Jets.
Obtained 4th-1969 (Schnitker) from Kansas City for DT Curley Culp.
Obtained 3rd-1968 (Vaughan) from Kansas City for DB Goldie Sellers.
Obtained 4th-1968 from Kansas City for RB Wendell Hayes.
Obtained 6th-1969 (Williams) from Buffalo for RB Charlie Mitchell.

1967

Obtained QB Steve Tensi for 1st-1968 and 1st-1969.
Obtained OG Dick Tyson, LB Ray Scmautz, DE Rich Jackson from Oakland for WR Lionel Taylor and C Jerry Sturm.
Obtained RB Cookie Gilchrist, QB George Wilson, OG Ernie Park, and DE Earl Faison from Miami for DE Dan LaRose, LB Jerry Hopkins, RB Abner Haynes, and 6th-1968.
Obtained WR Bill Cronin from Miami for DT Ray Jacobs.
Obtained DT Dave Costa from Buffalo for 4th-1968.
Obtained DT Rex Mirich and draft choice from Oakland for DB Willie Brown and QB Mickey Slaughter.

1966

Obtained 3rd-1967 (Current) and 5th-1967 (Lynch) from Miami for RB Cookie Gilchrist.
Obtained LB Archie Matsos from Oakland for RB Hewritt Dixon.

1965

Obtained RB Cookie Gilchrist from Buffalo for RB Billy Joe.
Obtained RB Abner Haynes from Kansas City for LB Jim Fraser.

1964

Obtained DT Stan Fanning and draft choice from Oakland for RB Gene Mingo.
Obtained QB Jacky Lee for two years use from Houston for 1st-1965 and DT Bud McFadin.
Obtained LB Mary Matuszak and DB Billy Atkins from Buffalo for C Walt Cudzik.
Obtained DT-K Dick Guesman, DE Ed Cooke, DT Charlie Janerette, OG Sid Fournet and LB Jim Price from New York Jets for DB Bob Zeman, LB Wahoo McDaniel, WR Gene Prebola and DT Gordy Holz.

1962

Obtained RB Bo Dickinson from Dallas for OG Carl Larpenter.
Obtained HB Bob Scarpitto, DB Bob Zeman and OE Luther Hayes from San Diego for cash.

1960

Obtained DB Goose Gonsoulin from Dallas for FB Jack Spikes.

EQUALIZATION, EXPANSION DRAFTS

1976—Expansion Draft: Broncos lost OT Mike Current and DT Bubba Bridges to Tampa Bay and DB Steve Taylor to Seattle.

1968—Expansion Draft: Broncos lost RB Cookie Gilchrist, OG Pat Matson, LB Henry Sorrell, RB Mike Kellogg and DB Lonnie Wright to Cincinnati.

1966—Expansion Draft: Broncos lost LB Tom Erlandson, DE Ed Cooke, OG Tommy Nomina and DB John McGeever to Miami.

1962—AFL Equalization Draft: Broncos obtain OG John Denvir from San Diego, OE Jerry Richardson from San Diego, QB Richie Lucas from Buffalo, DT Ike Lassiter from Dallas and HB Charles Bolden from Houston.

ALL-TIME ROSTER

Bob Adams, TE, Pacific, 1975. Kenneth M. Adamson, G, Notre Dame, 1960-62. Steve Alexakos, G, San Jose St., 1970. Ted Alfien, RB, Springfield College, 1969. Elihu (Buddy) Allen, HB, Utah St., 1961. Donald R. Allen, FB, Texas, 1960. Vaughn S. (Buddy) Alliston, LB, Mississippi, 1960. Lyle Alzado, DE, Yankton College, 1971-76. David R. Ames, HB, Richmond, 1961. Robert Anderson, HB, Colorado, 1970-73. Lou Andrus, LB, Brigham Young, 1967. Otis Armstrong, RB, Purdue, 1973-76. LeFrancis Arnold, GC, Oregon, 1974. Mike Askea, T, Stanford, 1973. Billy Atkins, DB, Auburn, 1964. Frank Atkinson, DE, Stanford, 1964.

Jay Bachman, C, Cincinnati, 1968-71. Bill Bain, OT, Southern California, 1976. Ernie Barnes, G, North Carolina College, 1963-64. Walter Barnes, DE, Nebraska, 1969-71. Odell Barry, HB, Findlay, 1964-65. James Barton, C, Marshall, 1961-62. Rick Baska, LB, UCLA, 1976. Norman Bass, DB, Pacific, 1964. Tom Beer, OE, Houston, 1967-69. Behrman, Dave, C, Michigan St., 1967. Henry Bell, HB, No College, 1960. Frank Bernardi, HB, Colorado, 1960. Lee Bernet, OT, Wisconsin, 1965-66. Gordon Bowdell, WR, Michigan St., 1971. Phil Brady, S, Brigham Young, 1969. John Bramlett, LB, Memphis St., 1965-66. Don Breau, QB, McNeese St., 1963. Bob Breitenstein, OT, Tulsa, 1965-67. Marlin Briscoe, QB, Omaha, 1968. John W. (Red) Brodnax, FB, Louisiana St., 1960. Boyd Brown, TE, Alcorn A&M, 1974-76. Hardy Brown, LB, Tulsa, 1960. Willie Brown, DB, Grambling, 1963-66. Sam Brunelli, G, Colorado State College, 1966-71. Tom Buckman, TE, Texas A&M, 1969. Fred Bukaty, FB, Kansas, 1961. Bobby Burnett, RB, Arkansas, 1969. George Burrell, S, Pennsylvania, 1969. Gerry Bussell, DB, Georgia Tech, 1965. Bill Butler, LB, San Fernando Valley, 1970. George (Butch) Byrd, DB, Boston Univ., 1971.

Carter Campbell, DE, Weber St., 1971. Albert R. Carmichael, HB, Southern California, 1960-61. Paul Carmichael, HB, El Camino JC, 1965. Don Carothers, OE, Bradley, 1960. Kenneth L. Carpenter, E, Oregon St., 1960. Rubin Carter, DT, Miami (Fla.), 1975-76. Tim Casey, LB, Oregon, 1969. John E. Cash, E, Allen, 1961-62. Tom Cassese, DB, C. W. Post, 1967. Grady Cavness, CB, Texas-El Paso, 1969. Barney Chavous, DE, South Carolina St., 1973-76. Max Choboian, QB, San Fernando St., 1966. Tom Cichowski, OT, Maryland, 1967-68. Ralph Cindrich, LB, Pittsburgh, 1974. Don Coffey, E, Memphis St., 1963. Steve Coleman, DE, Delaware St., 1974. Ed Cooke, E, Maryland, 1964-65. Dave Costa, DT, Utah, 1967-71. Bill Cottrell, G, Delaware Valley, 1972. Larry Cox, DT, Abilene Christian, 1966-68. Eric Crabtree, FL, Pittsburgh, 1966-68. Gary Crane, LB, Arkansas St., 1969. Willis Crenshaw, FB, Kansas St., 1970. Ken Criter, LB, Wisconsin, 1969-74. Ed Cummings, LB, Stanford, 1965. Carl Cunningham, LB, Houston, 1967-70. Mike Current, OT, Ohio St., 1967-75.

Eldon V. Danenhauer, T, Pittsburgh (Kan.) St., 1960-65. William A. Danenhauer, E, Emporia College, 1960. Dick Davis, RB, Nebraska, 1970. Jack T. Davis, T, Arizona, 1960. Marvin Davis, DT, Wichita St., 1966. Joe Dawkins, RB, Wisconsin, 1971-73. Albert E. Day, T, Eastern Michigan, 1960. Al Denson, FL, Florida A&M, 1964-70. John Denvir, G, Colorado, 1962. Wallace Dickey, OT, S.W. Texas St., 1968-69. Richard L. (Bo) Dickinson, FB, Southern Mississippi, 1962-63. Hewitt Dixon, HB-E, Florida A&M, 1963-65. Joe DiVito, QB, Boston College, 1968. Jack Dolbin, WR, Wake Forest, 1975-76. Tom Domres, DT, Wisconsin, 1971-72. Richard A. (Skip) Doyle, HB, Ohio St., 1960. Tom Drougas, T, Oregon, 1974. Rick Duncan, K, Eastern Montana, 1967. Pete Duranko, DE, Notre Dame, 1967-74.

Booker Edgerson, CB, Western Illinois, 1970. Jim Elfrid, LB, Colorado St., 1961. John Embree, WR, Compton JC, 1969-70. George Hunter Enis, QB, Texas Christian, 1962. John P. Epperson, E, Adams St., 1960. Thomas D. Erlanson, LB, Washington St., 1962-65. Mike Ernst, QB, Cal-Fullerton, 1972. Terry Erwin, HB, Boston College, 1968. Jay Dale Evans, HB, Kansas St., 1961. Larry Evans, LB, Mississippi College, 1976.

Stan Fanning, E, Idaho, 1964. Miller Farr, DB, Wichita St., 1965. Billy Ray Fletcher, OE, Memphis St., 1966. Steve Foley, DB, Tulane, 1976. Garrett Ford, FB, West Virginia, 1968. Fred Forsberg, LB, Washington, 1968-73. Jason Franci, OE, Santa Barbara, 1966. Mike Franckowiak, RB, Central Michigan, 1975-76. James G. Fraser, LB, Wisconsin, 1962-64. Al Frazier, HB, Florida A&M, 1961-63.

George Gaiser, OT, Southern Methodist, 1968. Bob Gaiters, HB, New Mexico St., 1963. Drake Garrett, DB, Michigan St., 1968-70. Charles E. Gavin, E, Tennessee St., 1960-63. Bob Geddes, LB, UCLA, 1972. Jack Gehrke, WR, Utah, 1971. Cookie Gilchrist, FB, No College, 1965-67. Scotty Glacken, QB, Duke, 1966-67. Glenn Glass, DB, Tennessee, 1966. Tom Glassic, G, Virginia, 1976. George Goeddeke, G, Notre Dame, 1967-72. Austin (Goose) Gonsoulin, DB, Baylor, 1960-66. John Gonzaga, G, No College, 1966. Brian

ALL-TIME ROSTER (CONTINUED)

Goodman, G, UCLA, 1975. Harvey Goodman, G, Colorado, 1976. Cornell Gorden, CB, North Carolina A&T, 1970-72. Randy Gradishar, LB, Ohio St., 1974-76. Tom Graham, LB, Oregon, 1972-74. John Grant, DE, Southern California, 1973-76. Charles Greer, DB, Colorado, 1968-74. James D. Greer, E, Elizabeth, N.C. St., 1960. John Griffin, HB, Memphis St., 1964-66. Bill Groman, HB-E, Heidelberg, 1963. Dick Guesman, T, West Virginia, 1964. Donald Gulseth, LB, North Dakota, 1966. Melwood N. (Buzz) Guy, G, Duke, 1961-62.

Dale Hackbart, S, Wisconsin, 1973. Mike Haffner, OE, UCLA, 1968-70. Steve Haggerty, DB, Colorado, 1975. Wayne Hammond, DT, Montana St., 1976. Billy Hardee, DB, Virginia Tech, 1976. Tony Harris, WR, Toledo, 1972. Dwight Harrison, WR, Texas A&I, 1971-72. Johnny Ray Hatley, T, Sul Ross St., 1960. Arthur A. Hauser, T, Xavier, 1961. Wendell Hayes, HB, Humboldt St., 1965-67. Abner Haynes, HB, North Texas St., 1965-66. Alfred Hayward, RB, Bethune-Cookman, 1975. Jerry Hendren, WR, Idaho, 1970. Gary Henson, E, Colorado, 1964. Lonnie Hepburn, CB, Texas Southern, 1974. George W. Herring, QB, Southern Mississippi, 1960-61. Bo Hickey, FB, Maryland, 1967. Walter Highsmith, C, Florida A&M, 1968-69. Jack Hill, HB, Utah St., 1961. George Hoey, DB, Michigan, 1975. John Hoffman, DE, Hawaii, 1972. Jon Hohman, G, Wisconsin, 1965-66. Gus Holloman, DB, Houston, 1968-69. Gordon Holz, T, Minnesota, 1960-63. Jerry Hopkins, LB, Texas A&M, 1963-66. Don Horn, QB, San Diego St., 1971-72. Paul Howard, G, Brigham Young, 1973-75. Bobby Howfield, K, No College, 1968-70. John Huard, LB, Maine, 1967-69. Robert Hudson, LB, Clemson, 1960-61. John Hufnagel, QB, Penn St., 1974-75. Bob Humphreys, K, Wichita St., 1967-68. Glenn Hyde, OT, Pittsburgh, 1976.

Martin Imhof, DE, San Diego St., 1976. Jerry Inman, DT, Oregon, 1966-73.

Larron Jackson, G, Missouri, 1971-74. Richard Jackson, DE, Southern, 1967-72. Tom Jackson, LB, Louisville, 1973-76. Frank Jackunas, C, Detroit, 1963. Ray Jacobs, T, Howard Payne, 1963-66. Charlie Janerette, T, Penn St., 1964-65. Tom Janik, HB, Texas A&I, 1963-64. Pete Jaquess, DB, Eastern New Mexico, 1967-70. William Jessup, E, Southern California, 1960. Eugene Jeter, LB, Arkansas AM&N, 1965-67. William (Billy) Joe, FB, Villanova, 1963-64. Charley Johnson, QB, New Mexico St., 1972-75. Calvin Jones, CB, Washington, 1973-76. Henry Jones, RB, Grambling, 1969. Jimmy Jones, OE, Wisconsin, 1968. Larry Jordan, E-LB, Youngstown, 1962-64. Donald G. Joyce, E, Tulane, 1962.

Larry Kaminski, C, Purdue, 1966-73. Bob Kampa, DT, California, 1974. Bill Keating, DT, Michigan, 1966-67. Mike Kellogg, FB, Santa Clara, 1966-67. Jon Keyworth, RB, Colorado, 1974-76. Jim Kiick, RB, Wyoming, 1976. Donald W. King, E, Kentucky, 1960. Robert E. Konovsky, E, Wisconsin, 1961. Jim Krieg, WR, Washington, 1972. Gary Kroner, K, Wisconsin, 1965-67. Ray Kubala, C, Texas A&M, 1964-67. Frank W. Kuchta, C, Notre Dame, 1960.

Ron Lamb, FB, South Carolina, 1968. Gordon Lambert, LB, Tennessee-Martin, 1968-69. Patsy C. Lamberti, Jr., LB, Richmond, 1961. Dan LaRose, DE, Missouri, 1966. Carl James Larpenter, G, Texas, 1960-61. Bill Laskey, LB, Michigan, 1973-74. Isaac T. Lassiter, E, St. Augustine, 1962-64. Jim Leclair, QB, C. W. Post, 1967-68. Roger LeClerc, C, Trinity (Conn.), 1967. Jacky Lee, QB, Cincinnati, 1964-65. Max Leetzow, DE, Idaho, 1965-66. Mike Lemon, LB, Kansas, 1975. Jack Lentz, DB, Holy Cross, 1967-68. Darrell Lester, FB, McNeese St., 1965-66. Herman Lewis, DE, Virginia Union, 1968. Hub Lindsey, HB, Wyoming, 1968. Pete Liske, QB, Penn St., 1969-70. Floyd Little, HB, Syracuse, 1967-75. Tommy Luke, LB, Mississippi, 1968. Fran Lynch, HB, Hofstra, 1967-75. Tom Lyons, G, Georgia, 1971-76.

Ernest G. (Pete) Mangum, LB, Mississippi, 1960. Bobby Maples, C, Baylor, 1972-76. Charles E. Marshall, HB, Oregon St., 1962. Paul Martha, S, Pittsburgh, 1970. Billy Masters, TE, LSU, 1970-74. Pat Matson, G, Oregon, 1966-67. Archie Matsos, LB, Michigan St., 1966. Jack Mattox, T, Fresno St., 1961-62. Marv Matuszak, LB, Tulsa, 1964. Ray May, LB, Southern California, 1973-75. Brendan McCarthy, FB, Boston College, 1968-69. John McCormick, QB, Massachusetts, 1963, 65-66, 68. Robert V. McCullough, G, Colorado, 1962-65. Ed (Wahoo) McDaniel, LB, Oklahoma, 1961-63. Lewis B. (Bud) McFadin, T, Texas, 1960-63. John McGeever, HB, Auburn, 1962-65. Bill McKay, LB, Purdue, 1970-72. James R. McMillin, HB, Colorado State, 1960-62, 1964-65. Robert McNamara, HB, Minnesota, 1960-61. Eugene Mingo, HB, No College, 1960-64. Claudie Minor, T, San Diego St., 1974-76. Tommy Earl Minter, HB, Baylor, 1962. Rex Mirich, DE, Northern Arizona, 1967-69. Alvin Mitchell, S-WR, Morgan St., 1970. Charlie Mitchell, HB, Washington, 1963-67. Leroy Mitchell, CB, Texas Southern, 1971-73. Marv Montgomery, T, Southern California, 1971-76. Randy Montgomery, CB, Weber St., 1971-73. Alex Moore, HB, Norfolk St., 1968. Leroy Moore, E, Fort Valley (Ga.),

ALL-TIME ROSTER (CONTINUED)

1964-65. Randy Moore, DT, Arizona St., 1976. Haven Moses, WR, San Diego St., 1972-76. John Mosier, TE, Kansas, 1971. Bobby Moten, OE, Bishop College, 1968. Chip Myrtle, LB, Maryland, 1971-72.

Ron Nery, E, Wisconsin, 1963. Lee (Mike) Nichols, C, Arkansas A&M, 1960-61. John Nocera, LB, Iowa, 1963. Tom Nomina, G, Miami (Ohio), 1963-65. Philip H. Nugent, HB, Tulane, 1961.

Tom Oberg, DB, Portland St., 1968-69. Riley Odums, TE, Houston, 1972-76. Phil Olsen, C, Utah St., 1975-76. Harold Olson, T, Clemson, 1963-64. John Olszewski, FB, California, 1962. Jim O'Malley, LB, Notre Dame, 1973-75.

Chris Pane, DB, Chico St., 1976. Ernie Park, G, McMurry St., 1967. Charlie Parker, G, Southern Mississippi, 1965. Don Parish, LB, Stanford, 1972. Al Pastrana, QB, Maryland, 1969-70. Craig Penrose, QB, San Diego St., 1976. James W. Perkins, T, Colorado, 1962-64. Lonnie Perrin, RB, Illinois, 1976. Anton Peters, T, Florida, 1963. John Pitts, S, Arizona St., 1973-75. Dave Pivec, TE, Notre Dame, 1969. Bobby Ply, DB, Baylor, 1967. Dickie Post, RB, Houston, 1971. Randy Pollt, DB, Stanford, 1975-76. Eugene Prebola, E, Boston Univ., 1961-63. Steve Preece, S, Oregon St., 1972. James Price, LB, Auburn, 1964. Errol Prisby, DB, Cincinnati, 1967. John J. Pyeatt, HB, No College, 1960.

Frank Quayle, RB, Virginia, 1969.

Steve Ramsey, QB, North Texas St., 1971-76. Leo T. Reed, T, Colorado St., 1961. Bob Richardson, DB, UCLA, 1966. Frank Richter, LB, Georgia, 1967-69. Joe Rizzo, LB, Merchant Marines, 1974-76. Alden Roche, DE, Southern Univ., 1970. William E. Roehne, LB, Bradley, 1961-62. Stan Rogers, OT, Maryland, 1975. David S. Rolle, FB, Oklahoma, 1960-61. Albert Romine, HB, Florence St., 1960. Oliver Ross, RB, Alabama A&M, 1973-75. Tobin Rote, QB, Rice, 1966. Justin D. Rowland, HB, Texas Christian, 1962. John Rowser, CB, Michigan, 1974-76. Tom Rychlec, E, American International, 1963.

George Saimes, S, Michigan St., 1970-72. Ron Sbranti, LB, Utah St., 1966. Robert Scarpitto, FL, Notre Dame, 1962-67. Carl Schaukowitz, G, Penn St., 1975. Mike Schnitker, G, Colorado, 1969-74. John Schultz, WR, Maryland, 1976. Lew Scott, DB, Oregon St., 1966. James H. Sears, HB, Southern California, 1960-61. Goldie Sellers, DB, Grambling, 1966-67. Jeff Severson, DB, Long Beach St., 1975. Don Shackelford, G, Pacific, 1964. Rick Sharp, T, Washington, 1972. George H. Shaw, QB, Oregon, 1962. Rod Sherman, WR, Southern California, 1972. Roger T. Shoals, T, Maryland, 1971. Jerry Simmons, WR, Bethune-Cookman, 1971-74. Leon Simmons, LB, Grambling, 1963. Mike Simone, LB, Stanford, 1972-74. Jack M. Simpson, LB, Mississippi, 1961. John Sklopan, HB, Southern Mississippi, 1963. Milton (Mickey) Slaughter, QB, Louisiana Tech, 1963-66. Tom Smiley, RB, Lamar Tech, 1969. Daniel Eugene Smith, HB, Northeast Oklahoma, 1961. Don Smith, G, Florida A&M, 1967. Ed Smith, DE, Colorado College, 1973-75. Harold Smith, T, UCLA, 1960. Hugh B. Smith, E, Kansas, 1962. James Smith, S, Utah St., 1969. Paul Smith, DE, New Mexico, 1968-76. Willie Smith, G, Michigan, 1960. Matt Snorton, E, Michigan St., 1964. Henry Sorrell, LB, Chattanooga, 1967. Jerry N. Stalcup, LB, Wisconsin, 1961-62. Bruce Starling, HB, Florida, 1963. James E. Stinnette, FB-LB, Oregon St., 1961-62. Jesse Stokes, DB, Corpus Christi, 1968. Don E. Stone, FB, Arkansas, 1961-64. Otto Stowe, WR, Iowa St., 1974. Robert J. Stransky, HB, Colorado, 1960. David Strickland, T-G, Memphis St., 1960. Jerry G. Sturm, C-T-G, Illinois, 1961-66. Jim Summers, DB, Michigan St., 1967. Neal Sweeney, OE, Tulsa, 1967. Bob Swenson, LB, California, 1975-76. Gene Sykes, DB, Louisiana St., 1967.

George Tarasovic, DE, Louisiana St., 1967. Jerry L. Tarr, E, Oregon, 1962. Lionel T. Taylor, E, New Mexico Highlands, 1960-66. Steve Tensi, QB, Florida St., 1967-70. Jim Thibert, LB, Toledo, 1965. Earlie Thomas, DB, Colorado St., 1975. Bill Thompson, CB, Maryland St., 1969-76. Jim Thompson, DT, Southern Illinois, 1965. Dave Tobey, LB, Oregon, 1968. Jerry Traynham, HB, Southern California, 1961. Frank Tripucka, QB, Notre Dame, 1960-63. Godwin Turk, LB, Southern Univ., 1976. Clem Turner, RB, Cincinnati, 1970-72. Jim Turner, K, Utah St., 1971-76. Maurice Tyler, S, Morgan St., 1973-74. Richard Tyson, G, Tulsa, 1967.

Rick Upchurch, WR, Minnesota, 1975-76. Olen Underwood, LB, Texas, 1971.

Bill Van Heusen, WR-P, Maryland, 1968-76. Bob Vaughan, G, Mississippi, 1968. Lloyd Voss, OT, Nebraska, 1972.

Bob Wade, CB, Morgan St., 1970. Clarence Walker, HB, Southern Illinois, 1963. Dave Washington, LB, Alcorn A&M, 1971. Dave Washington, OE, Southern California, 1968. Gene Washington, WR, Michigan St., 1973. Norris Weese, QB, Mississippi, 1976. Theodore A. Wegert, FB, No College, 1961. Bill West, CB, Tennessee St., 1972. Willie West, HB, Oregon, 1964. Max

ALL-TIME ROSTER (CONTINUED)

Wettstein, OE, Florida St., 1966. Jim Whalen, TE, Boston College, 1970-71. Andre White, OE, Florida A&M, 1967. Jim White, DE, Colorado St., 1976. Harold Williams, HB, Miami (Ohio), 1961. Wandy Williams, RB, Hofstra, 1969-70. Nemiah Wilson, DB, Grambling, 1965-67. Malcolm Richard Wood, QB, Auburn, 1962. James Earl Wright, HB, Memphis St., 1964. Lonnie Wright, DB, Colorado St., 1966-67. Louis Wright, DB, San Jose St., 1975-76.

William G. Yelverton, E, Mississippi, 1960. Joseph A. Young, E, Arizona, 1960-61. Robert Young, G, Howard Payne, 1966-70.

E. Robert Zeman, HB, Wisconsin, 1962-63.

Schools Represented

Wisconsin 13, Colorado 12, Oregon 10, USC 10, Maryland 9, Michigan State 8, Notre Dame 8, Mississippi 7, Florida A&M 6, Memphis State 6, Stanford 6, Utah State 6, Colorado State 6, UCLA 6, Grambling 5, Houston 5, Oregon State 5, San Diego State 5, Michigan 5, Washington 5, Tulsa 5, Auburn 4, Baylor 4, Boston College 4, Cincinnati 4, Kansas 4, LSU 4, Penn State 4, Pittsburgh 4, Southern Mississippi 4, Texas 4, 13 with three each, 38 with two each, 86 with one each. Seven players did not attend college.

NOTE: 168 schools are represented.

Service

NINE YEARS — Mike Current 1967-75; Floyd Little 1967-75; Fran Lynch 1967-75; Billy Van Heusen 1968-76; Paul Smith 1968-76.

EIGHT YEARS — Larry Kaminski 1966-73; Bill Thompson 1969-76.

SEVEN YEARS — Al Denson 1964-70; Pete Duranko 1967-70, 1972-74; Goose Gonsoulin 1960-66; Jerry Inman 1966-71, 1973; Charles Greer 1968-74; Lionel Taylor 1960-66.

SIX YEARS — Lyle Alzado 1971-76; Sam Brunelli 1966-71; Ken Criter 1969-74; Eldon Danenhauer 1960-65; George Goeddeke 1967-72; Rich Jackson

FIVE YEARS — Dave Costa 1967-71; Fred Forsberg 1968, 1970-73; Bobby Maples 1972-76; Billy Masters 1970-74; Gene Mingo 1960-64; Charlie Mitchell 1963-67; Riley Odums 1972-76; Bob Young 1966-70.

HISTORICAL HIGHLIGHTS

1959

AUGUST 14—First American Football League organizational meeting held in Chicago. Denver, with Bob Howsam as its principal owner, named as a charter member along with New York, Dallas, Los Angeles, Minneapolis and Houston. **NOVEMBER 22**—First player selection draft held through 32 rounds. Denver's first pick is Roger LeClerc, center, Trinity. **NOVEMBER 30**—Joe Foss named American Football League Commissioner. **DECEMBER 1**—Dean Griffing named general manager of the Broncos. **DECEMBER 2**—Second player selection draft of 20 rounds held.

HISTORICAL HIGHLIGHTS (CONTINUED)

1960

JANUARY 1—Frank Filchock named first head coach of the Broncos.
JANUARY 30—Denver placed in AFL's western division with Dallas, Oakland and Los Angeles. **JUNE 9**—AFL signs five-year television contract with the American Broadcasting Company. **JULY**—First Bronco training camp opens at Colorado School of Mines. **SEPTEMBER 9**—After losing all five pre-season games, the Broncos become the first AFL victor when they defeat the Patriots in Boston in history's first AFL game, 13-10. Attendance—21,597. **SEPTEMBER 23**—Lionel Taylor, a cut of the Chicago Bears, plays first game for Broncos in New York. **OCTOBER 2**—Broncos play first home game in Bears Stadium, defeat Oakland, 31-24, before crowd of 18,372. **DECEMBER**—Offensive End Lionel Taylor, Defensive Tackle Bud McFadin and Safety Goose Gonsoulin all named to first official all-AFL team.

1961

MAY 26—Bob and Lee Howsam, original principal owners of the Broncos, sell their stock to a new syndicate headed by Cal Kunz and Gerry Phipps. **JUNE 1**—Cal Kunz named president and operating head of Empire Sports. **DECEMBER**—Lionel Taylor sets professional record with 100 pass receptions for season. Taylor and Bud McFadin named to all-AFL team. **DECEMBER**—Frank Filchock released as Broncos head coach.

1962

FEBRUARY 1—Jack Faulkner hired as Broncos head coach. **JULY 1**—Dean Griffing released as Broncos general manager. Faulkner named to dual post as head coach and general manager. **JULY**—Public burning ceremonies of Broncos' notorious vertically striped socks at Broncos' intra-squad game. **AUGUST 24**—Broncos defeat Dallas Texans, 27-24, in Fort Worth in first overtime game played by the Broncos. It was also Denver's first win over the Texans. **SEPTEMBER 7**—Broncos open regular season with 31-21 win over defending western division champion San Diego before turnaway crowd at D.U. stadium. **DECEMBER**—Jack Faulkner named coach of the year in AFL. Gene Mingo set professional field goal record of 27 in a season. Eldon Danenhauer, Lionel Taylor, Goose Gonsoulin and Bob Zeman named to the official all-AFL team.

1963

JULY 18—Bronco rookies defeat Houston rookies, 17-14, before 6500 in Colorado Springs in first pro rookie game ever played. **AUGUST**—Charlie Mitchell, Tom Janik and Tom Nomina, all future Broncos, play in College All-Star game in Chicago. **DECEMBER**—Billy Joe named AFL rookie of the year, Goose Gonsoulin only Bronco to make the all-AFL team. Lionel Taylor wins fourth straight pass receiving title.

1964

JANUARY—Broncos and Jets complete historic nine-player trade, largest ever made in the AFL. Broncos send Gene Prebola, Wahoo McDaniel, Gordy Holz and Bob Zeman to Jets for Dick Guesman, Ed Cooke, Charlie Janerette, Jim Price and Sid Fournet. **JANUARY 29**—AFL signs five-year television contract with the National Broadcasting Company for a record \$36,000,000. **AUGUST**—Matt Snorton and Ray Kubala, Bronco signees, play in College All-Star game. **AUGUST 14**—Broncos obtained quarterback Jack Lee from Houston in unique "lend-lease" trade for Bud McFadin, No. 1 draft choice and cash. **SEPTEMBER 12**—Jets and Broncos open the regular season in New York's Shea Stadium before a then record crowd of 53,190 (45,665 paid). **OCTOBER 4**—Jack Faulkner released as head coach. **OCTOBER 5**—Mac Speedie accepts appointment as interim head coach. **OCTOBER 11**—Broncos win first game under Mac Speedie by defeating Kansas City, 33-27. **DECEMBER 12**—Mac Speedie named head coach. **DECEMBER**—Jim Fraser wins third straight punting title. Willie Brown named to all-AFL team. Broncos sign high draft choices Bob Breitenstein (Tulsa) and Gerry Bussell (Georgia Tech), both No. 1 picks of NFL teams.

HISTORICAL HIGHLIGHTS (CONTINUED)

1965

JANUARY 16—AFL meeting in Houston. Cal Kunz gives first public indication that all may not be well with Bronco franchise in Denver. **FEBRUARY 11**—Fight to retain control of franchise breaks into public focus. Gerald and Allan Phipps are pitted against "Voting Trust" made up of six principal Empire Sports stockholders and headed by Cal Kunz. **FEBRUARY 15**—Gerald and Allan Phipps purchase 52 percent of the stock of Empire Sports, thus giving them virtually 100 percent ownership and saving the Bronco franchise for Denver. **FEBRUARY 16**—Fabulous season ticket drive begins with sale of 143 season tickets, a Denver record at that time. **MARCH 5**—Record sale of 941 season tickets in one day. **APRIL 1**—Season ticket drive goal of 20,000 sales reached. Figure to reach 22,000 by May 1. **MAY 17**—Allan Phipps named president of Empire Sports, Inc. Gerry Phipps re-named Chairman of the Board. Richard S. Kitchen, Sr., and Robert T. Person named to the board of directors. **MAY 29**—Jim Burris, Bears general manager, named executive vice-president of Empire Sports, Inc., a position carrying with it the duties normally associated with those of a football general manager. **OCTOBER 3**—Broncos defeat New York, 16-13, before a then overflow crowd of 34,988. **DECEMBER 12**—Lionel Taylor makes the 500th catch of his career in game against Boston to become the first AFL player to top this figure. **DECEMBER 12**—Broncos conclude home season with total attendance of 219,786, an average of 31,398 per game. Both the total and average attendance were American Football League western division records. Six of seven home crowds topped the 30,000 mark. **DECEMBER**—Tackle Eldon Danenhauer, Split End Lionel Taylor and Fullback Cookie Gilchrist named to the all-AFL team, thus giving the Broncos more all-star players on their offensive unit than any other AFL team. John Bramlett named second in rookie of the year voting in at least two polls. Lionel Taylor wins fifth pass receiving crown and Abner Haynes wins league kickoff return championship.

1966

FEBRUARY 1—Record early-season ticket sale passes 15,000 for the 1966 season. **MARCH**—Governor Love signs into law legislative act creating a metropolitan stadium district. Voters of a four-county metropolitan region will vote on building a multi-million dollar all-purpose metropolitan stadium before March, 1967. One of provisions of the bill is that major potential tenants of the stadium, including the Denver Bears and Denver Broncos, must sign a 10-year lease before the stadium bill goes to a public vote. Bronco owners Gerry and Allan Phipps will agree to this stipulation, thus assuring the permanency of the Bronco franchise in Denver with the passage of the stadium bill by the voters. **JUNE 8**—Merger of American and National Leagues announced. Season ticket sales surge forward as enthusiastic fans crowd box office. **SEPTEMBER 19**—Ray Malavasi named Head Coach of the Broncos, replacing Mac Speedie, who resigned the previous day. **DECEMBER**—John Bramlett, Goose Gonsoulin, Bob Scarpitto and Jerry Sturm chosen to play in AFL All-Star contest in January. **DECEMBER 19**—Lou Saban signs a 10-year contract as General Manager and Head Coach of the Denver Broncos.

1967

FEBRUARY—Gerald Phipps named Chairman of American Football League Executive Committee. **MARCH 1**—Broncos move to new suburban executive offices with adjacent practice field and locker room facilities for both pre-season and regular season training. **MARCH 7**—Metropolitan Denver voters turn down stadium bond issue, but Bronco fans immediately organize for fund raising drive to improve Bears Stadium and keep Broncos in Denver. **MAY 17**—Floyd Little, Denver's No. 1 draft choice, signs with Broncos. Little becomes the first No. 1 choice to sign with Denver in the history of club. **MAY 24**—Cincinnati awarded 10th American Football League franchise. Will begin play in 1968. **AUGUST 5**—Broncos defeat Detroit Lions 13-7 in pre-season game at DU for AFL's first win over the NFL. **AUGUST 15**—Quarterback Steve Tensi acquired from San Diego for first round draft choices in both 1968 and 1969. **SEPTEMBER 3**—Bronco season ticket figure winds up at a (then) record 24,650. **SEPTEMBER 24**—Denver establishes a Bears Stadium one-game attendance record as 35,565 watch the Jets prevail over the Broncos 38-24. **DECEMBER**—Broncos close out season by establishing a new home attendance record of 231,801, an average of 33,114 per game. **DECEMBER**—Floyd Little paces AFL in punt returning with a 16.9 average. Bob Scarpitto repeats as punt leader with a 44.9 norm. Flanker Al Denson selected All-League in player balloting.

HISTORICAL HIGHLIGHTS (CONTINUED)

1968

JANUARY—Flanker Al Denson, defensive tackle Dave Costa, center Larry Kaminski and cornerback Nemiah Wilson participate in AFL All-Star game. Lou Saban and staff coach the West stars. **FEBRUARY**—Civic drive to raise \$1.8 million ends successfully and City of Denver receives stadium as a gift after purchase of the facility from Empire Sports, Inc. by non-profit group. Construction begins on 16,000 seat upper deck that will raise capacity to 50,000 for 1968 season. **SEPTEMBER 21**—Broncos move into new administrative building at 5700 Logan Street. **SEPTEMBER 28**—Broncos set all-time season ticket sale with a 27,348 figure. **NOVEMBER 10**—Denver sets all-time one-game home attendance record by playing before capacity crowd of 50,002 against the Oakland Raiders. **DECEMBER 14**—Bears Stadium is officially re-named Denver Mile High Stadium.

1969

JANUARY 19—Dave Costa, Rich Jackson and Floyd Little participate in AFL All-Star Game in Jacksonville, Florida. **MAY 13**—Broncos set all-time season ticket sale with figure of 27,413, which is 65 more than the 1968 season sale. Figure is to hit 31,936 before regular season opens. **SEPTEMBER 21**—Denver sets all-time one-game home attendance record by playing before capacity crowd of 50,583 against the New York Jets. **OCTOBER 19**—Little rushes for 166 yards against Cincinnati, at Cincinnati ... Top single game rushing effort by running back in either league. **NOVEMBER 2**—Denver shuts out the San Diego Chargers at Denver Mile High Stadium (13-0) ... First shutout for Broncos in 10-year history in AFL. **DECEMBER**—Floyd Little and Rich Jackson named to first team All League. **DECEMBER**—Bill Thompson (rookie) tops AFL list in punt and kickoff returns ... First player in 10-year history of AFL to ever hold both titles.

1970

JANUARY 17—Rich Jackson, Dave Costa, Floyd Little, Mike Current and George Goeddeke play in All-Star game on West team. **MAY 7**—Bobby Anderson, #1 draft choice in common draft held January 27, signs contract with Denver Broncos. **SEPTEMBER**—Season ticket sale hits record number of 43,584. **SEPTEMBER 27**—Broncos open home season before record Mile High Stadium crowd of 50,705 with 16-13 win over Steelers. **NOVEMBER 15**—Addition of north stand bleacher section enables new Mile High Stadium record of 50,959 to see Broncos lose narrow decision to Oakland, 24-19, in final two minutes of play. **DECEMBER 20**—Record crowd of 51,001 for final game of season as Cleveland Browns stop Denver, 27-13. **DECEMBER 20**—Floyd Little gains 44 yards to win American Conference rushing title with 901 yards. It was first rushing crown and first season Little played in all 14 games.

1971

JANUARY—Richard Jackson named to official National Football League all-star team. **JANUARY**—Richard Jackson and Floyd Little make starting lineups for American Conference in first AFC-NFC Pro Bowl game. **MARCH 26**—Veterans report to Bronco training camp for first off-season camp. **APRIL 19**—Marv Montgomery, Denver's number one draft choice, signs his 1971 contract. **MAY 12**—Broncos stop sale of season tickets at record 47,500. **SEPTEMBER 19**—Broncos open season with 10-10 tie against eventual Super Bowl entry, Miami, before first of seven sell-out crowds at Mile High Stadium. **OCTOBER 24**—Denver coach Lou Saban and Broncos down Cleveland 27-0, on same field Saban starred as all-star linebacker in Cleveland. It was first time Browns were shut-out since 1952. It was also to be Saban's last victory as Bronco coach. Attendance was 75,674, largest crowd to date to view Denver. **NOVEMBER 17**—Lou Saban resigns as head coach of Broncos, a position he had held for five years. Offensive line coach Jerry Smith is named interim head coach. Saban, in December, resigns as General Manager to return to Buffalo Bills as head coach. **DECEMBER 19**—Floyd Little compiles 79 yards against Raiders in Oakland to finish as pro football's top runner with 1,133 yards. Little also becomes first Bronco to rush for more than 1,000 yards in a season.

HISTORICAL HIGHLIGHTS (CONTINUED)

1972

JANUARY 5—John Ralston, successful head coach at Stanford, is announced as Denver's new head coach. He later adds the title of General Manager. **FEBRUARY 28**—Broncos' Number One draft pick, Riley Odoms, TE, from Houston, inks multi-year contract. **MARCH 16**—For the first time in the history of Denver professional football, there will be no public sale of season tickets, it is reported. Season ticket holders renewed 46,500 of the 47,500 available season tickets, and further exercised their option for 8,000 additional tickets, thus assuring Denver of its third straight year of sell-outs. **APRIL 5**—Long-time Rocky Mountain Empire Sports employee Earl Hartman dies of cancer. Hartman is Treasurer of Empire Sports and Business Manager of the Broncos at the time of his death. **JULY 19**—Broncos open summer camp at Cal Poly at Pomona (Calif.) as rookies report for physicals. **AUGUST 16**—Charley Johnson, NFL veteran quarterback, becomes a Bronco as Ralston trades third round choice to Houston. Johnson will become Denver's most accurate passer (.555) in the upcoming season. **OCTOBER 29**—Floyd Little is given his "day" at Mile High Stadium before a sell-out crowd. In pre-game ceremonies, Little receives numerous gifts including a boat. However, Broncos are unable to whip Cleveland as Browns win, 27-20. Floyd's day was in honor of his winning NFL rushing championship in 1971. **DECEMBER 10**—San Diego is on short end of 38-13 score played at Mile High Stadium with the temperature at kickoff reportedly nine degrees. This is the coldest kickoff ever for a Denver team.

1973

JANUARY 30—Otis Armstrong, all-star running back from Purdue, is Denver's first round selection in annual draft. **MARCH 3**—Season ticket holders renew 47,800 of 48,000 season tickets to assure Denver again of having no public sale of season tickets. Season ticket holders asked for additional 11,000 tickets — if they become available. **OCTOBER 14**—Charley Johnson also becomes the 18th quarterback in pro football history to go over 20,000 yards lifetime as he connects for 214 yards plus three TDs to Haven Moses in a 48-20 win at Houston. **OCTOBER 22**—With "Orange Monday" banners waving, the Broncos perhaps play the most important game to date in the club's history against Oakland on national television. Denver comes back to knot the contest, 23-23, on a 35-yard field goal by Jim Turner. **NOVEMBER 25**—Denver defeats Kansas City, 14-10, on two Charley Johnson to Haven Moses passes to take over first place in the AFC West with three games to go. The win moved the Broncos to 6-3-2 — the six victories the second best mark ever for a Denver team to date. **DECEMBER 9**—Denver 42, San Diego 28! The Broncos are winners at last, as Denver clinches the team's seventh victory of the season, assuring the club of a winning year. Jim Turner contributed 16 points in San Diego. **DECEMBER 16**—A tie or loss would do no good in this afternoon's game in Oakland. A win would give the Broncos the Western Division title in the AFC, but the Broncos lose 21-17.

1974

JANUARY—Four Broncos, Floyd Little, Haven Moses, Riley Odoms and Paul Smith, are invited to play in the Pro Bowl, giving Denver good representation. In addition, John Ralston is named AFC Coach of the Year for guiding Denver to its first winning season ever. Odoms, incidentally, is named All-Pro by NEA. Additional honors go to Charley Johnson on offense and Paul Smith on defense for being the team's most valuable players as voted by their teammates. These two men are the 1973 winners of the Earl Hartman Memorial awards. **JANUARY 29-30**—The Broncos draft with defense in mind as three of the team's first four choices are defenders paced by Ohio State linebacker Randy Gradishar. **MARCH 1**—The Broncos announce a six-game pre-season schedule, the most games ever slated for the pre-season by Denver. **MARCH**—Only 165 of the 48,000 season tickets sold are not renewed for 1974. Denver then sells an additional 1,000, bringing the total number of season tickets sold to 49,000. **APRIL 18**—The Denver Chamber of Commerce releases survey compiled by Dr. Charles P. Rahe at the University of Colorado. The report entitled, "Economic Impact of the Denver Broncos Football Organization on the Metropolitan Economy", points out that, in 1973, over \$6 million of new money was brought into the metro area by the Broncos. **AUGUST 31**—The Broncos defeat the New England Patriots, 27-21, in Spokane, Wash. for the team's fourth victory of the summer, the most wins by a Denver team in pre-season.

HISTORICAL HIGHLIGHTS (CONTINUED)

SEPTEMBER 10—Denver voters pass a \$25 million bond issue to expand and improve Mile High Stadium to over 75,000 seats. The stadium was projected to be finished in time for the 1976 regular season. **SEPTEMBER 22**—The Broncos and the Pittsburgh Steelers play in the first regular season overtime game as a 35-35 score was present at the end of regulation play. Neither team scored in the sudden death period. **NOVEMBER 28**—Before a television audience estimated at 35 million, the Broncos riddle the Detroit Lions 31-27 on Denver's first Thanksgiving Day game in Detroit. **DECEMBER 8**—Denver assures itself of the team's second consecutive winning season and Otis Armstrong sets a single game rushing mark of 183 yards as the Broncos down Houston, 37-14. **DECEMBER 15**—Although Denver loses at San Diego, Otis Armstrong finishes the season with 1407 yards and the NFL rushing title becoming one of a half dozen players ever to average more than 100 yards per game in pro football.

1975

JANUARY—Otis Armstrong and Riley Odoms represent the Broncos in the annual Pro Bowl game in Miami, Fla. Additional honors go to Armstrong as he is voted the top offensive player on the team. Tom Jackson was voted the top Defender and Ken Criter the top Specialist. **FEBRUARY**—Expansion of Mile High Stadium begins which will provide 63,500 capacity for the 1976 season and an ultimate capacity of 75,000 in 1977. **SEPTEMBER 29**—The Broncos defeat Green Bay, 23-13, for their first victory ever on Monday Night Football. **OCTOBER 5**—Playing before the largest crowd ever to witness a Broncos game, 79,864, Denver falls to O. J. Simpson and the Buffalo Bills, 38-14, at Buffalo. **DECEMBER 14**—Playing his last home game as a Denver Bronco, Floyd Little goes out with a bang. The club's first NO. 1 draft choice to sign, Little rushes for 56 yards and one TD, catches five passes for 94 yards, including a 66-yard touchdown, to lead the Broncos to a 25-10 win over Philadelphia. Little winds up his career as the seventh all-time rusher in the NFL with 6,323 yards.

1976

JANUARY 26—Tight end Riley Odoms and linebacker Randy Gradishar are the Broncos representatives in the Pro Bowl in New Orleans. For Odoms, it is the third straight year he has played in the game, while Gradishar, making his first appearance, keeps alive the string of John Ralston's first round draft choices playing in the game after their second year in the league. **MARCH 28**—Quarterback Charley Johnson announces his retirement from the National Football League after a 15-year career. Johnson, who led the club to its only two winning seasons in history in 1973 and 1974, will remain with the team as a scout and quarterback coach. **APRIL 21**—Season ticket sales are cut off at 62,215, assuring the Broncos of their seventh straight sellout season. **JUNE 27**—Lyle Alzado is one of three finalists for the Man of the Year Award and Rick Upchurch is honored as the American Conference Offensive Rookie of the Year by the NFL Players Association at its annual banquet in Chicago. **SEPTEMBER 19**—In the expanded Mile High Stadium, the Broncos whip the Jets, 46-3, before 62,669 fans, the largest crowd ever to witness a sporting event in the state of Colorado. The record will fall for each of the next three home games, the final mark being 63,431 against Oakland on October 17. **SEPTEMBER 26**—Rich Upchurch ties an NFL record by returning two punts for touchdowns in a 44-13 win over the visiting Cleveland Browns. **OCTOBER 3**—The Broncos tie a club record by winning their third game in a row, 26-0, over the San Diego Chargers. The Broncos will match the streak again later in the season. The shutout is the third in Denver's history. **OCTOBER 24**—Rick Upchurch ties an NFL record with his fourth punt return touchdown of the season in a 35-26 win over Kansas City. **NOVEMBER 7**—With two field goals and six extra points, Jim Turner becomes the fifth player in pro football history to surpass 1,200 points in a 48-13 win over Tampa Bay. **NOVEMBER 14**—The Broncos blank San Diego, 17-0, for Denver's second shutout of the season, a figure matching the team's total in its first 16 years of play. **DECEMBER 12**—The Broncos stop Chicago, 28-14, for their ninth win of the season, highest total in Denver history. Otis Armstrong rushes for 116 yards to reach 1,008 for the season, his second 1,000-yard year in his career. **DECEMBER 18**—Fred Gehrke, long-time Bronco administrator, is named general manager as the club divides the duties of head coach and general manager for the first time since 1967.

HISTORICAL HIGHLIGHTS (CONTINUED)

1977

January 17—Rick Upchurch and Otis Armstrong are the Bronco participants in the annual AFC-NFC Pro Bowl in Seattle, won by the AFC, 24-14. **January 31**—John Ralston resigns as Head Coach of the Denver Broncos. **February 1**—Robert (Red) Miller, a former Bronco assistant coach, is named as the team's eighth head coach. **February 4**—Carroll Hardy, director of scouting for the Broncos, is named director of player personnel. **February 7**—Former Bronco great Floyd Little is inducted into the Colorado Sports Hall of Fame. **March 7**—Broncos receive quarterback Craig Morton from the New York Giants in exchange for quarterback Steve Ramsey and "future considerations." **March 13**—Ticket Manager Gail Stuckey announces that only 449 of 62,215 season tickets sold in 1976 were not renewed for 1977. Sales for additional tickets available because of stadium expansion begin. **March 16**—Broncos receive defensive back Bernard Jackson from Cincinnati in exchange for a future undisclosed draft choice. **April 7**—In a Denver Post series by Irv Moss, it is revealed that the Broncos generated revenues of more than \$891,000 for the city of Denver in 10 home games in 1976, making the Broncos the top producer of revenue for the city of Denver among tenants of special events facilities. **April 12**—James Patterson of Longmont purchases the 70,000th season ticket for 1977. **May 3**—Guard Steve Schindler of Boston College is the Broncos' top pick in the 1977 collegiate draft. **May**—A pair of off-season camps, one for rookies and free agents and the other for veterans, get the 1977 Broncos acquainted with new coach Red Miller and his staff. **June 1**—Broncos sign veteran quarterback Steve Spurrier as a free agent. **June 12**—Lyle Alzado is named winner of the National Football League Players Association's Byron (Whizzer) White Award as the group's Man of the Year. Rick Upchurch is honored at the same Chicago banquet as the NFL's top punt returner. **June 18**—The Broncos obtain punter Herman Weaver from the Detroit Lions for a future undisclosed draft choice.

CHAMPIONSHIP PLAY

AFL-AFC TITLE GAMES

1976	Oakland 24, Pittsburgh 7
1975	Pittsburgh 16, Oakland 10
1974	Pittsburgh 24, Oakland 13
1973	Miami 27, Oakland 10
1972	Miami 21, Pittsburgh 17
1971	Miami 21, Baltimore 0
1970	Baltimore 27, Oakland 17
1969	Kansas City 17, Oakland 7
1968	New York Jets 27, Oakland 23
1967	Oakland 40, Houston 7
1966	Kansas City 31, Buffalo 7
1965	Buffalo 23, San Diego 0
1964	Buffalo 20, San Diego 7
1963	San Diego 51, Boston 10
1962	Dallas 20, Houston 17 (OT)
1961	Houston 10, San Diego 3
1960	Houston 24, Los Angeles 16


CHAMPIONSHIP PLAY (CONTINUED)

NFL-NFC TITLE GAMES

1976	Minnesota 24, Los Angeles 13
1975	Dallas 37, Los Angeles 7
1974	Minnesota 14, Los Angeles 10
1973	Minnesota 27, Dallas 10
1972	Washington 26, Dallas 3
1971	Dallas 14, San Francisco 3
1970	Dallas 17, San Francisco 10
1969	Minnesota 27, Cleveland 7
1968	Baltimore 34, Cleveland 0
1967	Green Bay 21, Dallas 17
1966	Green Bay 34, Dallas 27
1965	Green Bay 23, Cleveland 12
1964	Cleveland 27, Baltimore 0
1963	Chicago 14, New York Giants 10
1962	Green Bay 16, New York Giants 7
1961	Green Bay 37, New York Giants 0
1960	Philadelphia 17, Green Bay 13
1959	Baltimore 31, New York Giants 16
1958	Baltimore 23, New York Giants 17 (OT)
1957	Detroit 59, Cleveland 14
1956	New York Giants 47, Chicago 7
1955	Cleveland 38, Los Angeles 14
1954	Cleveland 56, Detroit 10
1953	Detroit 17, Cleveland 16
1952	Detroit 17, Cleveland 7
1951	Los Angeles 24, Cleveland 17
1950	Cleveland 30, Los Angeles 28
1949	Philadelphia 14, Los Angeles 0
1948	Philadelphia 7, Chicago Cardinals 0
1947	Chicago Cardinals 28, Philadelphia 21
1946	Chicago Bears 24, New York Giants 14
1945	Cleveland Rams 15, Washington 14
1944	Green Bay 14, New York Giants 7
1943	Chicago Bears 41, Washington 21
1942	Washington 14, Chicago Bears 6
1941	Chicago Bears 37, New York Giants 9
1940	Chicago Bears 73, Washington 0
1939	Green Bay 27, New York Giants 0
1938	New York Giants 23, Green Bay 17
1937	Washington 28, Chicago Bears 21
1936	Green Bay 21, Boston Redskins 6
1935	Detroit Lions 26, New York Giants 7
1934	New York Giants 30, Chicago Bears 13
1933	Chicago Bears 23, New York Giants 21

SUPER BOWL RESULTS

1977	Oakland 32, Minnesota 14 at Pasadena
1976	Pittsburgh 21, Dallas 17 at Miami
1975	Pittsburgh 16, Minnesota 6 at New Orleans
1974	Miami 24, Minnesota 7 at Houston
1973	Miami 14, Washington 7 at Los Angeles
1972	Dallas 24, Miami 3 at New Orleans
1971	Baltimore 16, Dallas 13 at Miami
1970	Kansas City 23, Minnesota 7 at New Orleans
1969	New York Jets 16, Baltimore 7 at Miami
1968	Green Bay 33, Oakland 14 at Miami
1967	Green Bay 35, Kansas City 10 at Los Angeles



MISCELLANEOUS

NATIONAL FOOTBALL LEAGUE

410 Park Ave., New York, N.Y. 10022
(212) 758-1500

Commissioner	Pete Rozelle
Executive Director	Jim Kensil
Treasurer	Bill Ray
Director of Public Relations	Don Weiss
Counsel to Commissioner	Jay Moyer
Broadcast Coordinator	Bob Cochran
Director of Security	Jack Danahy
Director of Personnel	Jan Van Duser
Supervisor of Officials	Art McNally
Assistant Supervisors of Officials ..	Jack Reader and Nick Skorich
Player Relations	Bill Granholm and Buddy Young
American Football Conference President	Lamar Hunt
Assistant to AFC President	Val Pinchbeck, Jr.
AFC Director of Information	Joe Browne
National Football Conference President	George Halas
Assistant to NFC President	Joe Rhein
NFC Director of Information	Jack Hand

NFL PUBLIC RELATIONS DIRECTORS

AMERICAN FOOTBALL CONFERENCE

Baltimore—Wilt Browning	(301) 667-4400
Buffalo—L. Budd Thalman	(716) 648-1800
Cincinnati—Al Heim	(513) 621-3550
Cleveland—Nate Wallack	(216) 696-5555
Houston—Jack Cherry	(713) 797-9111
Kansas City—Bob Sprenger	(816) 924-9300
Miami—Bob Kearney and Charlie Callahan	(305) 379-1851
New England—Pat Horne	(617) 543-7911
New York Jets—Frank Ramos	(212) 421-6600
Oakland—Al LoCosale	(415) 562-5900
Pittsburgh—Joe Gordon	(412) 323-1200
San Diego—Rick Smith	(714) 280-2111
Tampa Bay—Dick Maxwell	(813) 870-2700

NATIONAL FOOTBALL CONFERENCE

Atlanta—Charlie Dayton	(404) 688-8684
Chicago—Ted Haracz	(312) 663-5100
Dallas—Doug Todd	(214) 369-8000
Detroit—Don Kremer	(313) 335-4131
Green Bay—Chuck Lane	(414) 494-2351
Los Angeles—Jack Geyer and Jerry Wilcox	(213) 277-4700
Minnesota—Merrill Swanson	(612) 920-4805
New Orleans—Jerry Wynn	(504) 524-1421
New York Giants—Ed Croke	(212) 582-2010
Philadelphia—Jim Gallagher	(215) 463-2500
St. Louis—Kevin Byrne	(314) 421-0777
Seattle—Don Andersen	(206) 285-0618
San Francisco—George McFadden	(415) 771-1149
Washington—To be announced	(703) 471-9100

IMPORTANT PLAYER PERSONNEL DATES

June 1—Deadline for Old Club to inform players who have received no Offer Sheets from New Clubs that Old Club wishes to employ him for 1977. If club so elects, player must sign, but can choose to sign for one year (no option) at 110% of last year's salary or at club's last best written offer. If club decides not to ask him back, he is free agent with no first refusal/compensation rights remaining with the Old Club.

June 7—Deadline for clubs to submit one of four specified tenders to drafted player, thereby preserving club's exclusive bargaining right for one year. Club may also have a conventional offer (i.e., with signing bonus, etc.) on the table at any time after a player is drafted, but exclusive bargaining rights are not preserved unless timely tender is made.

June 22—Deadline for drafted players to accept tender (failure to accept does not impair club's exclusive bargaining rights).

July 5—Claiming period of 24 hours begins in waiver system.

July 15—Deadline for a player who has practiced and/or played in the Canadian Football League in 1977 to sign in the NFL, if he is to be eligible in the NFL for 1977.

Mid-July—Pre-season training camps open. No veteran player, other than quarterbacks and injured players, is required to report to official pre-season camp earlier than 15 days (including one day for physicals) prior to the club's first pre-season game or July 15, whichever is later. In counting back, the day before the game should be counted as the first day.

August 9—Roster cutdown to maximum of 60 players on Active List. All players who have cleared or who later clear Injured Waivers must count on the Active List. There is **no** Pre-Season Inactive List in effect in 1977.

August 30—Roster cutdown to maximum of 52 players on Active List.

August 30—Claims on players waived after this date and for the remainder of the season may not be withdrawn.

August 30—Simultaneously with the cutdown to 52, clubs who have players in the category of Physically Unable to Perform/Active must take one of the following options: place player on Physically Unable to Perform/Reserve, ask waivers, trade player, or continue to count on Active List.

September 6—Roster cutdown to a maximum of 48 players on Active List.

September 7-15 (approximate)—No-recall in effect for all waivers which reduce a club's Active List to less than 48 through September 15. Rule begins when number reached, not on a particular date.

September 12—Roster cutdown to a maximum of 43 players on Active List.

September 13—All clubs are required to file a personnel (injury) report with their conference Director of Information by 1 p.m., New York time, each Tuesday prior to a regular season game. Such report is to be updated by 1 p.m., New York time, each Thursday.

September 15—Two-man Inactive Lists are established. On the second day preceding a regular season or post-season game, a club must declare the composition of its Inactive List and may not from that point through the playing of the game sign new players. However, one hour before game time, a club may de-activate any player or two players from its Active List and activate any player or two players from its Inactive List.

September 16—Recallable waivers resume unless second waiver of player since July 5 or club reaches player limit simultaneously with waiver request.

September 18—From this date through October 26, vested

veterans terminated through waivers from the Active List or Injured Reserve list are entitled to termination pay equal to the unpaid balance of the initial 50% of their salaries but not less than one week's salary, up to a maximum of \$5,000.

September 19—All tryouts on this date and for the remainder of the season must be reported to the League office by TWX.

October 4—Priority on multiple waiver claims in the same conference is now based on the current season's standings.

October 15–November 1—Players on Physically Unable to Perform/Reserve may begin practice in regular team sessions. After a maximum of two weeks, club must activate, waive, trade, or keep player on Reserve List for remainder of the season.

October 25—All trading ends.

October 25—After this date and for the remainder of 1977, vested veterans placed on waivers will no longer have the option of electing free agency if claimed and would be assigned to another club.

October 25—Deadline for re-signing free agents released earlier in the year by the same club, provided players have not been with another club in the interim.

October 27—For the remainder of the season, termination pay to vested veterans will be equal to one week's salary up to a maximum of \$5,000.

November 18—Deadline for reinstatement of retired players.

December 14—Deadline for waiver requests in 1977.

December 16–17—Post-Season rosters frozen.

Mid-December—Balloting for AFC–NFC Pro Bowl. (Exact date to be determined.)

December 19—Clubs may begin signing free agent players for 1978 season.

December 24 and 26—AFC and NFC Divisional Playoffs.

1978

January 1—AFC and NFC Championship Games.

January 15—Super Bowl XII, New Orleans.

January 16—Waiver system resumes with 10-day claiming period.

January 16—Intra-conference trading begins.

January 16—Deadline for waiver requests on players the club does not wish to exercise options on for 1978.

January 23—AFC–NFC Pro Bowl, Tampa, Fla.

January 24—Inter-conference trading begins.

February 1—Expiration date of all player contracts due to expire in 1978.

February 1—Deadline for exercising options for 1978 on all players who have option clauses in their contracts, regardless of whether player signed a Standard Player Contract, an NFL Player Contract, or any new form later approved.

February 1—Deadline for submission of "qualifying offers" by clubs to their option payouts and those whose contracts had no option clause but were due to expire on February 1.

February 1—From this date through the intra-conference trading deadline, vested veterans placed on waivers may opt for free agency if claimed and would be assigned to another club.

February 1—Clubs must declare three players from their 1977 Injured Reserve lists as tradeable in 1978.

March 13–17—NFL Annual Meeting, Canyon Hotel, Palm Springs, California.

April 15—Deadline for submission of "qualifying offers" by New Clubs to option payouts (whenever made, offers must be returned to Old Club within seven days).

April 22—Deadline for decision by Old Club on whether to exercise right of first refusal or to accept appropriate compensation (whenever New Club's "qualifying offer" is made, Old Club must make decision within seven days).

May 1 (on or about)—NFL Selection Meeting.

MILE HIGH STADIUM

The expansion of Mile High Stadium, begun in 1975, will be completed for the 1977 National Football League season, giving the Broncos the seventh largest home facility in the league.

Denver voters passed a \$25 million bond issue in 1974 to expand and improve the stadium from its capacity of 51,706 to 75,087. The stadium held 63,532 for the 1976 season, halfway through the project.

Making Mile High Stadium unique, however, will be its movable East stands. The east stands will move in a single section which, when fully extended, will be in a horseshoe configuration for football. When the section is retracted, the stadium will be in position for baseball.

The dynamics involved in the move are fascinating. First, bear in mind that the east stands section is a three-tiered structure, 535 feet long, 135 feet tall and 200 feet deep, weighing nearly a million pounds. Second, the stands must be moved a distance of 145 feet.

How is it done? The answer, says DMJM-Phillips-Reister, the engineering-architectural firm in charge of the project, is water.

More than 90,000 square feet of runways will serve as the operating surfaces over which the stands will move. Water will be pumped onto the runways and form a .003 inch sheet upon which the stands will rest. Hydraulic rams will then push the stands forward at the rate of three feet per minute, making the move last somewhere around one hour.

Expanded services — including restrooms, concession stands, elevators and a colorful graphic identification program — will also be a highlight of the stadium expansion.

Originally called Bears Stadium, the facility was built in 1948 for the Denver Bears of baseball's old Western League, with long-range plans to utilize it for football as well. When Denver became a charter member of the American Football League in 1959, the south stands (8,100 seats) and portable east stands (9,616 seats) were added to give a capacity of 34,657 for football.

After Denver voters turned down a stadium bond issue to build an all-purpose metropolitan stadium in 1967, a non-profit group began a fund-raising drive with the goal of purchasing the stadium for the city.

In February of 1968, the group bought the stadium from Rocky Mountain Empire Sports for \$1.8 million and presented it to the city of Denver. A 16,000-seat upper deck was immediately constructed over the worst stands, raising the capacity to over 50,000 for the 1968 season. In December of 1968, the stadium was renamed Denver Mile High Stadium.



PREScription ATHLETIC TURF

Prescription Athletic Turf (PAT) was installed at Mile High Stadium in 1975.

TURF

Sturdy, wear-resistant grasses are prescribed with the type depending on individual site qualifications. Controlled growing conditions promote thick, sturdy turf growth.

TOP MIX

A prescription blend of vermiculite, calcined clay, peat and fertilizer are specified to nourish the particular grass type.

ROOT GROWTH

The porous, sandy root zone and moisture control draw roots down deep for solid, virtually divot-proof sod at the surface. Additionally, the use of an all-sand root zone so hastens the escape of water through the drainage system that the use of the pumps is sometimes unnecessary.

SOIL HEATING CABLE

Soil heating cables keep the playing surface thawed, ensuring safer footing for players, extending the growing season of the turf by promoting early spring grass growth and avoiding late fall and early winter dormancy. The temperature controlled soil also permits warm season grasses to be used further north.

SANDY SUB-GRADE

The fine, sandy sub-grade allows the pumps to pull air and water through the root zone to control moisture levels. On a regular sod field, water cannot soak through until the air in the soil bubbles out. The use of an all-sand root zone allows storage of water in the sand, promoting steady growth.

PLASTIC LINER

The plastic liner, which covers the bottom and sides of the system, prevents the flow of sub-surface water into or out of the system.

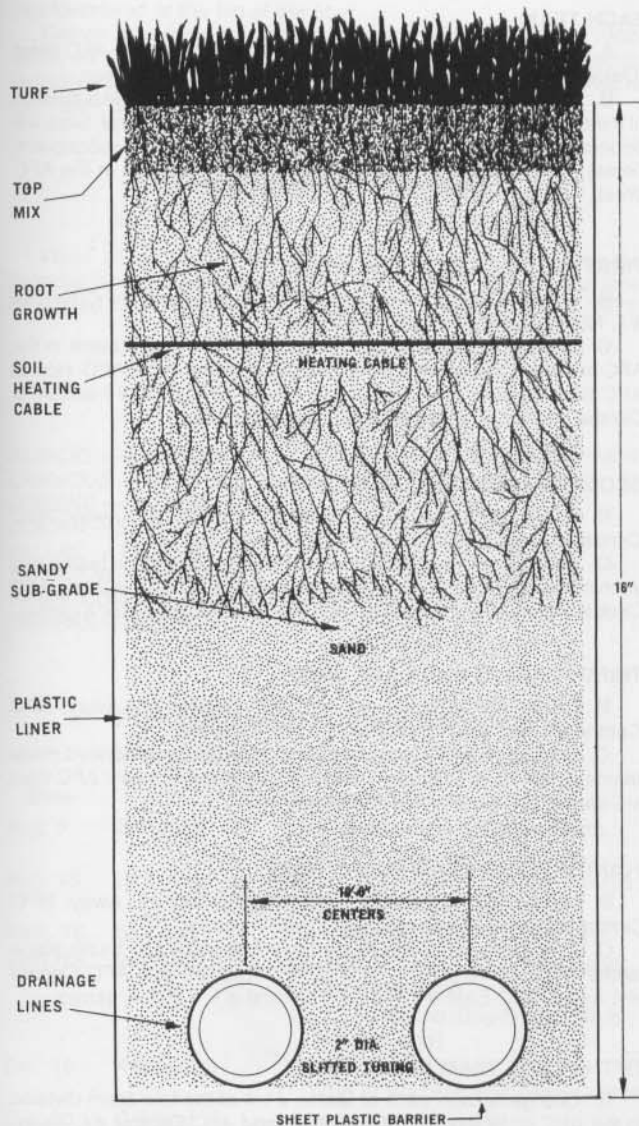
DRAINAGE LINES

A gridwork of two inch slitted drainage lines connected to four inch collector lines and suction pumps, collects or dispenses moisture. The paper-thin slits allow the water, but not the sand, to pass through.

SUCTION PUMPS

Connected by six inch mains to drainage lines at the end of the field, the pumps create a uniform, powerful vacuum to draw excess water off the field when conditions dictate.

PREScription ATHLETIC TURF



SCHEDULING

Beginning with the 1978 season, a new master schedule will be in effect in order to provide 16 regular season games for each team. As it applies to the Denver Broncos (and also to other AFC West teams), this is how it will work:

EACH TEAM:

A. Home-and-home games with the four teams in the AFC West (Oakland, San Diego, Kansas City, Seattle). Total: 8 games.

B. One game with teams #1-4 (referring to placings) in a division of the other conference. In 1978, this will be the NFC Central. Sites will depend upon order of finish within the divisions (see subsequent notes). This step does not apply to the fifth place team in the AFC West.

FIRST PLACE TEAM IN AFC WEST:

B. Home: NFC Central #2, NFC Central #4; Away: NFC Central #1, NFC Central #3. Total: 4 games.

C. One game with each of the two other first place teams in the AFC and each of the two other fourth place teams in the AFC. Home: AFC East #1 and AFC Central #4; Away: AFC East #4 and AFC Central #1. Total: 4 games.

SECOND PLACE TEAM IN AFC WEST:

B. Home: NFC Central #1 and NFC Central #3; Away: NFC Central #2 and NFC Central #4. Total: 4 games.

C. One game with each of the two other second place teams and each of the other third place teams — Home: AFC East #3 and AFC Central #2; Away: AFC East #2 and AFC Central #3. Total: 4 games.

THIRD PLACE TEAM IN AFC WEST:

B. Home: NFC Central #2 and NFC Central #4; Away: NFC Central #1 and NFC Central #3. Total: 4 games.

C. One game with each of the two other second and third place teams — Home: AFC East #4 and AFC Central #1; Away: AFC East #4 and AFC Central #1. Total: 4 games.

FOURTH PLACE TEAM IN AFC WEST:

B. Home: NFC Central #1 and NFC Central #3; Away: NFC Central #2 and NFC Central #4. Total: 4 games.

C. One game with each of the other first place and fourth place teams in the conference — Home: AFC East #1 and AFC Central #4; Away: AFC East #4 and AFC Central #1. Total: 4 games.

FIFTH PLACE TEAM IN AFC WEST:

B. One game with each of teams #1-4 of the four-team division in the AFC — Home: AFC Central #2 and AFC Central #4; Away: AFC Central #1 and AFC Central #3. Total: 4 games.

C. Home-and-home games with the other fifth place team in the AFC — Home: AFC East #5; Away: AFC East #5. Total: 2 games.

C. One game with each of the fifth place teams in the NFC — Home: NFC Central #5; Away: NFC East #5. Total: 2 games.

MISCELLANY

TRAINING CAMP

The Denver Broncos will again hold camp at Colorado State University in Fort Collins. Report date for the rookies is July 15, while the veterans are due July 21.

The Broncos will break camp at Fort Collins after the first pre-season game August 5, at which time they will return to the Adams County facility for the remainder of the pre-season. The club will be headquartered at the Inn at the Mart.

Denver previously held training camp at CSU in 1976 and 1962-63-64. In 1960-1961, and 1965-1966, camp was held at Colorado School of Mines in Golden. From 1972-1975, the Broncos trained at Cal Poly-Pomona.

RETIRED BRONCO NUMBERS

44 Floyd Little, Running back, 1967-75

Floyd Little, the first No. 1 draft choice ever to sign with the Broncos, spent nine seasons in a Bronco uniform, during which time he rushed for 6,323 yards, including an NFL-leading 1,133 in 1971.

Pronunciation Guide

ALZADO — al-ZAY-do	GRADISHAR — GRAD-i-shar
CHAVOUS — CHAY-vus	HARDEE — har-DEE
COZENS — CUZ-ens	KIICK — kick
DOLBIN — DAHL-bin	KNOFF — noff
DU LAC — DEW-lack	LYTLE — LIE-tul
DUNAFON — DUN-a-fun	ODOMS — O-dums
FRANCKOWIAK — fran-KO-vee-ack	POLTL — PO-tul
GEHRKE — GUR-key	RIZZO — RIZ-o
	URICH — YUR-ick

Pre-Game and Halftime Schedule

Dr. J. L. Gerardi, Director of Entertainment

Date		Guest Performers
Aug. 5	Baltimore	Ballet Folklorico—Mexican Fiesta (Platte Valley Action Center)
Aug. 13	St. Louis	Phantom Regiment Drum and Bugle Corps (Rockfort, Ill.)
Sept. 18	St. Louis	Colorado State University Band
Sept. 25	Buffalo	Douglas County High School Band (pre-game only)
		Dr. J. and Martha (Dog-Frisbee Show) (halftime only)
Oct. 19	Kansas City	Dodge Dealers Show (Tug of War and Pom-Pom Contest)
Oct. 30	Oakland	Arvada High School Band
Nov. 6	Pittsburgh	University of Northern Colorado Band
Nov. 27	Baltimore	University of Wisconsin (LaCrosse) Band
Dec. 11	San Diego	Punt, Pass and Kick Englewood High School Band

Broncos Road Homes

Atlanta (August 20) — Atlanta Marriott 404—659-6500.
Philadelphia (August 28) — Sheraton Airport Inn 215—365-4150.
Seattle (September 2 and October 2) — Doubletree Inn 206—246-8220.
San Francisco (September 10) and Oakland (October 16) — Berkeley Marriott 415—548-7920.
Cincinnati (October 23) — Stouffer's Cincinnati Towers 513—721-8600.
San Diego (November 13) — Islandia Hyatt House 714—224-3541.
Kansas City (November 20) — Crown Center Hotel 816—474-4400.
Houston (December 4) — Houston Marriott 713—797-9000.
Dallas (December 18) — Dallas Marriott 214—748-8551.

Broncos Quarterback Club

The Denver Broncos Quarterback Club meets Thursday evenings before home games and every Friday at noon during the season.

Officers for the 1977 season: President, Bill Starr; First Vice president, Jack Teegardin; Second Vice President, Sol Landow; Secretary, Milan Hart; Assistant Secretary and Membership Chairman, Pete Bennett; Treasurer, Bob Stormes; Assistant Treasurer, Montie Reese; Sergeants-at-Arms, Cosby Thomas and Bill Singer.

The Denver Broncos, With Red Miller

KBTB Channel 9 will air the Red Miller Show Monday evenings at 6:30 p.m. during the season, with the Bronco coach present to provide commentary on both the previous and the upcoming games.

Lynn Sanner will host the show, with a Bronco player the special guest with Miller each week.

Pre-Season Television

The Broncos' pre-season games at Atlanta (August 20), at Philadelphia (August 28) and at Seattle (August 2) will be broadcast back to Denver by KBTB Channel 9. Federal law prohibits the broadcast of the San Francisco game on September 10.

Bronco Radio Network

Denver radio station KOA (850) will again serve as the flagship station for the Intermountain Network broadcasts of Bronco football games in 1977.

Bob Martin, who has been calling Bronco games since 1964, and Larry Zimmer, who joined the team in 1971, will again provide the play-by-play and commentary.

Stations on the network for Bronco games:

KALQ-FM (93.5) — Alamosa
 KBOL (1490) — Boulder
 KTWO (1030) — Casper, Wyo.
 KFBC (1240) — Cheyenne, Wyo.
 KRDO (1240) — Colorado Springs
 KRAI (550) — Craig
 KDTA (1400) — Delta

KIUP (930) — Durango
 KCOL (1410) — Fort Collins
 KEXO (1230) — Grand Junction
 KYOU (1450) — Greeley
 KGUC (1490) — Gunnison
 KBZZ (1400) — La Junta
 KLMR (920) — Lamar
 KOWB (1290) — Laramie
 KBRR (1230) — Leadville
 KASL (1240) — Newcastle, Wyo.
 KPOW (1260) — Powell, Wyo.
 KPUB (1480) — Pueblo
 KWSR (810) — Rifle
 KVOW (1450) — Riverton, Wyo.
 KVRH (1340) — Salida
 KWOY (1410) — Sheridan, Wyo.
 KSID (1340) — Sidney, Neb.
 KBCR (1230) — Steamboat Springs
 KGEK-AM (1230) — KYOT-FM (96.7) — Sterling
 KVMF-FM (104.7) — Vail
 KWOR (1340) — Worland, Wyo.

BRONCOS MEDIA CONTACTS

Newspapers and Wire Services

Denver Post (P.M.)	Gazette-Telegraph (P.M.)
Joe Sanchez	Chris Jenkins
Dick Connor	30 S. Prospect
Bick Lucas—Sports Editor	Colorado Springs 80901
Steve Cameron—Columnist	303—632-4641
650 15th St.	Journal-Advocate (P.M.)
Denver 80202	Don Miles—Sports Editor
303—297-1294	P.O. Box 1272
	Sterling 80751
Rocky Mountain News (A.M.)	303—522-1990
Woodrow Paige	Fort Collins Coloradoan (P.M.)
Bob Collins—Columnist	Mark Meng—Sports Editor
400 W. Colfax	Nick Larson
Denver 80202	1212 Riverside
303—892-5000	Fort Collins 80251
Boulder Daily Camera (P.M.)	303—493-6397
Craig Harper	Associated Press
Dan Creedon—Sports Editor	John Mossman—Sports Editor
1048 Pearl	650 15th St.
Boulder 80306	Denver 80202
303—442-1202	303—825-0123
Colorado Springs Sun (A.M.)	United Press International
Steve Page—Sports Editor	Jim Lawrence—Sports Editor
103 W. Colorado	3665 E. Dakota
Colorado Springs 80903	Denver 80209
303—633-3881	303—321-2234

Radio and Television

KOA Radio (850) and	
Television (4-NBC)	KOAA-Television (5-NBC)
Bob Martin	Mike Salardino, Steve Harms
Larry Zimmer	2226 TV Lane
Mark Holtz	Pueblo 81002
1044 Lincoln	303—544-5782
Denver 80217	
303—861-8111	

KWGN Television (2-Independent)

Mike Haffner

550 Lincoln

Denver 80209

303—837-1561

KMGH Television (7-CBS)

Starr Yelland, Dan Ryan

123 Speer Blvd.

Denver 80203

303—832-7777

KBTU Television (9-ABC)

Bob Kurtz, Gary Cruz, Lynn Sanner

1089 Bannock

Denver 80204

303—825-5288

KKTV Television (11-CBS)

Jack Ryan

Box 2110, 3100 N. Nevada Ave.

Colorado Springs 80901

303—634-2844

KDEN Radio (1340)

Tony Lamonica

5660 S. Syracuse Circle

Englewood 80110

303—771-6000

KVOR Radio (1300)

Wes Sturr

P.O. Box 966

Colorado Springs 80901

303—632-3536

KHOW Radio (630)

Irv Brown, John Conners

Petroleum Club Bldg.

Denver 80202

303—573-7770

KWBZ Radio (1150)

3 W. Princeton

Englewood 80110

303—761-1150

KTLK Radio (1280)

Mike Haffner

1165 Delaware

Denver 80204

303—573-6397

KERE Radio (710)

Saul Mishan

6000 E. Evans

P.O. Box 22703

Denver 80222

303—759-0071

KRDO Radio (1240) and
Television (13-ABC)

Jeff Thomas

399 So. 8th St.

Colorado Springs 80901

303—475-7609

MEDIA INFORMATION

CREDENTIALS: Requests for credentials for accredited members of the media should be directed to Bob Peck, Public Relations Director, Denver Broncos, 5700 Logan St., Denver, Colorado 80216, telephone (303) 623-8778.

TELEPHONE SERVICE: One telephone will be provided for the exclusive use of visiting team writers. Additional telephone service should be arranged with Mountain Bell in Denver, telephone (303) 892-6202.

COPY TRANSMISSIONS: Services available and their Denver contacts are the following:

Western Union — Jim Massey, 915 17th St., Denver, Colorado 80202, telephone (303) 825-2115.

Canfax — John Nillen, 7500 East Harvard #105, Denver, Colorado 80231, telephone (303) 751-7272.

SportsComm — Contact national office, P. O. Box 428, Ironstone Bldg., Stokes Road, Medford, N. J. 08055, telephone (609) 654-9333.

CODE-A-PHONE: The Broncos' Code-A-Phone will be in operation after Aug. 4 when the club returns to Denver from Fort Collins. The number is (303) 623-4073. New entries will be made daily at approximately 5:30 p.m.

FURTHER INFORMATION: For anything not covered by the 1977 Broncos Media Guide, feel free to contact Bob Peck, Dave Frei or secretary Lorraine Dieleman in the Bronco office at (303) 623-8778. Telephone numbers at training camp (July 15-Aug. 4) are 623-3035 (Denver line) and 493-4882 (Fort Collins line).

Bob Peck's home phone: (303) 986-0772.

Dave Frei's home phone: (303) 832-6046.