

BRONCOS-'78

1977 AFC Champions

1978 Denver Broncos Media Guide

1978 Denver Broncos Schedule	2
ADMINISTRATION	
Club Directory	4
Board of Directors, Rocky Mountain Empire Sports ...	5
Gerald H. Phipps, Chairman	6
Alan R. Phipps, President	6
Fred Gehrke, Vice President-General Manager....	8
Head Coach Robert (Red) Miller	9
Coaching Staff	12
Administrative Staff	16
THE 1978 SEASON	
The 1978 Outlook	19
Veteran Player Profiles	21
Rookies, First-Year Players	48
Veteran Roster Analysis	53
Veteran Roster	54
Rookie Roster	56
Depth Chart	58
1978 Opponents	60
1978 NFL Schedule	62
1978 NFL Pre-Season Schedule	66
THE 1977 SEASON	
Final Regular Season Statistics	68
Playoff Statistics	71
Broncos Departmental Leaders	74
Game-by-Game Review	76
Playoffs	84
1977 Final Standings	87
1977 NFL Attendance	88
HISTORY AND RECORDS	
Notable Performances	90
All-Time Scores	95
Coaching History	101
Attendance Marks	102
Statistical History	103
Records	107
Player History	123
Historical Highlights	131
Championship Play	137
MISCELLANEOUS	
Rule changes for 1978, 13; Broncos Road Homes, 15; 1978 Pre-game and Halftime Schedule, 20; Seventh Official, Instant Replay, 65; 1978 Roster Reduction Dates, 101; National Football League Personnel, 140; NFL Public Relations Directors, 140; Mile High Stadium, 000; Scheduling, 142; Bronco Radio Network, 142; Broncos Media Contacts, 143; Media Information, 144.	

ON THE COVER

Mile High Stadium on "Orange Sunday" ... an annual promotion sponsored by the Denver Broncos Quarterback Club and Radio Station KLAQ. Photo taken at opening kickoff by Jerry Deuel.

DENVER BRONCOS 1978 SCHEDULE

Regular Season

Sunday, Sept. 3 OAKLAND, 2 p.m.
 Monday, Sept. 11 at Minnesota, 8 p.m.
 Sunday, Sept. 17 SAN DIEGO, 2 p.m.
 Sunday, Sept. 24 at Kansas City, 1 p.m.
 Sunday, Oct. 1 SEATTLE, 2 p.m.
 Sunday, Oct. 8 at San Diego, 1 p.m.
 Monday, Oct. 16 CHICAGO, 7 p.m.
 Sunday, Oct. 22 at Baltimore, 4 p.m.
 Sunday, Oct. 29 at Seattle, 1 p.m.
 Sunday, Nov. 5 NEW YORK JETS, 2 p.m.
 Sunday, Nov. 12 at Cleveland, 1 p.m.
 Sunday, Nov. 19 GREEN BAY, 2 p.m.
 Thursday, Nov. 23 (Thanksgiving) at Detroit, 12:30 p.m.
 Sunday, Dec. 3 at Oakland, 6 p.m.
 Sunday, Dec. 10 KANSAS CITY, 2 p.m.
 Saturday, Dec. 16 PITTSBURGH, 2 p.m.

All Times Local

Home Games (Mile High Stadium) Capitalized

Pre-Season

Saturday, Aug. 5, at Houston, 8 p.m.
 Saturday, Aug. 12, DALLAS, 1 p.m.
 Saturday, Aug. 19, at Buffalo, 7:30 p.m.
 Friday, Aug. 25, SAN FRANCISCO, 7 p.m.

The Denver Broncos

Executive Offices

5700 Logan Street
 Denver, Colorado 80216
 Telephone: (303) 623-8778


Training Camp (through Aug. 4)

Corbett Hall
 Colorado State University
 Fort Collins, Colorado 80251
 Telephone: (303) 623-3035 (Denver line)
 (303) 493-4882 (Fort Collins line)

Ticket Office

Denver Mile High Stadium
 1900 Eliot Street
 Denver, Colorado 80204
 Telephone: (303) 433-7466

ADMINISTRATION



BRONCO DIRECTORY

Board of Directors


Chairman, Board of Directors Gerald H. Phipps
 President Allan R. Phipps
 Vice Presidents Fred Gehrke, James H. Burris
 Secretary Richard S. Kitchen, Sr.

Administrative Staff

General Manager Fred Gehrke
 Director of Player Personnel Carroll Hardy
 Director of Public Relations Bob Peck
 Ticket Manager Gail Stuckey
 Corporate Treasurer Dave Diehl
 Assistant Director of Public Relations Jim Saccomano
 Trainer Allen Hurst
 Equipment Manager Larry Elliott
 Assistant to the General Manager Bill Goldy
 Assistant Trainer Steve Antonopoulos
 Assistant Equipment Manager Ronnie Bill
 Director of Films Bill Belichick
 Administrative Assistant Yolanda Saltus
 Accountant Bob Hurley
 Secretaries Lorraine Dieleman, Oneta Brame,
 Lorrie Carpino, Sue Fountain
 Ticket Office Staff Bertie Kanka, Betty Combs
 Data Processing Jim Clark
 Scouts Mac Speedie, Bernie Reid, Jack Hennemier,
 Bill Daddio, Hugh Davidson, Hank Johnson, Jack Wirth
 Team Physicians Dr. Richard D. Talbott,
 Dr. James P. McElhinney

Coaching Staff

Head Coach Robert (Red) Miller (Western Illinois, 1950)
 Defensive Coordinator Joe Collier (Northwestern, 1954)
 Defensive Line Stan Jones (Maryland, 1953)
 Linebackers Bob Zeman (Wisconsin, 1960)
 Defensive Backs Richie McCabe (Pittsburgh, 1955)
 Offensive Backfield Paul Roach (Black Hills State, 1952)
 Offensive Line Ken Gray (Howard Payne, 1958)
 Wide Receivers Fran Polsfoot (Washington State, 1950)
 Quarterbacks Vito (Babe) Parilli (Kentucky, 1952)
 Special Teams Marv Braden (SW Missouri State, 1960)



BOARD OF DIRECTORS

From left: President Allan R. Phipps; Chairman of the Board Gerald H. Phipps; Vice President Fred Gehrke, General Manager, Denver Broncos; Vice President Jim Burris, General Manager, Denver Bears; Secretary Richard S. Kitchen, Sr.

BOARD OF DIRECTORS ROCKY MOUNTAIN EMPIRE SPORTS

GERALD H. PHIPPS Chairman of the Board

For Gerald H. Phipps, it has been a gratifying 30 years on the Rocky Mountain Sports scene. But without question, 1977 was the most satisfying of them all.

Under the guidance of Phipps and his brother, Allan, the Denver Broncos have taken off from their less-than-auspicious beginnings in the old American Football League to become one of the most stable franchises in the National Football League, and, at last, a Super Bowl team. With the success of the Broncos illustrating Denver's willingness and ability to support an NFL team, the doors were opened for major league teams in other sports to set up shop in the Mile High City.

In 1961, one year after professional football arrived in Denver with an AFL franchise, Phipps became a major owner and assumed duties as Chairman of the Board of Rocky Mountain Empire Sports, Inc. Four years later, he and his brother became virtually the sole owners of the club.

Phipps' involvement in the Denver sports world began in 1947 when he became part of the organization that brought the Bears to Denver as members of baseball's old Western League. In the years immediately following the move, the Bears set minor league attendance records that stood unchallenged for many years.

Born March 4, 1915, in Denver to Lawrence C. and Margaret Rogers Phipps, he received his bachelor's degree from Williams College in 1936. He then went to work for the Denver & Rio Grande Western Railroad until he entered the Navy in May, 1942.

Following his separation from the service in 1945, he was employed by a general contracting firm in Denver until 1952, when he formed his present company, Gerald H. Phipps, Inc. In 1958, he was elected vice president and treasurer of California Electric Power Co. and when that company merged with Southern California Edison in 1963, he was named a director of the latter.

He is a past president of the Associated Building Contractors of Colorado, Inc., a director and member of the Executive Committee of the First National Bank of Denver, and a director of the First National Bancorporation, Rio Grande Industries and the Denver & Rio Grande Western Railroad. He is a trustee of the Colorado College and, in November, will complete a two-year term as president of the Colorado Safety Association.

Phipps, 63, is a member of the Denver Country Club, the Denver Athletic Club, Denver Club, Cherry Hills Country Club, Rolling Hills Country Club, Broadmoor Golf Club of Colorado Springs, and the Williams Club of New York.

Phipps was married in New York City on September 24, 1937, to the former Janet Alice Smith. They have three daughters and eight grandchildren.

ALLAN R. PHIPPS President

Allan R. Phipps, President of Rocky Mountain Empire Sports, has been an active member of the Denver sports and cultural community for many years.

Phipps, 65, a partner in the Denver law firm of Hughes & Dorsey, has been active in key non-candidate roles in the Republican party, including a stint as chairman of the GOP State

Finance Committee. He also serves on the governing boards of numerous organizations.

He received his bachelor's degree from Williams College in 1934, where he was a member of the tennis and swimming teams. He went on to receive a degree in jurisprudence from Oxford University in England in 1936 and a law degree from Denver University in 1937.

A member of Phi Beta Kappa, he was admitted to the Colorado Bar in 1938. He interrupted his law career to serve in the U.S. Naval Reserve in World War II as a lieutenant commander in the Pacific Theater. He joined Hughes & Dorsey in 1946.

His posts include those of President of the Denver Museum of Natural History and Trustee of the University of Denver, of the Denver Museum of Natural History, of the Denver Symphony Society, of the Graland Country Day School, of the George W. Clayton College and of the Center for Creative Living.

Phipps was Alumni Trustee of Williams College and is a member of the Board of Trustees of the Winter Park Recreational Association and of the Board of Managers of St. Luke's Hospital in Denver.

He is a director of Cherry Creek National Bank, South Denver National Bank, Van Schaack Corporation and Grassy Creek Coal Company.

He is married to the former Clara Mitchell Van Schaack, and has two sons, a daughter and six grandchildren.

JIM BURRIS Vice President

Jim Burris is in his 14th year as Vice President of the Board of Directors of Rocky Mountain Empire Sports, serving as General Manager of the Denver Bears baseball team since 1965 and also putting in some duty in the same post for the Broncos in 1966 and 1967.

During his tenure with the Bears, the club has won five divisional titles and three league crowns, while consistently ranking among the leaders in minor league baseball attendance. Burris was voted the American Association Executive of the Year in 1971, 1976 and 1977.

He is a former president of the American Association (1961 and 1962) and of the Texas league (1964) and also served as a special assistant to Baseball Commissioner Ford Frick in 1963.

RICHARD KITCHEN Secretary

Secretary of the Board Richard S. Kitchen, Sr., is one of those people who believes in maximum effort and performance and backs it up with his own life style.

He received his B.A. from Yale University, where he was a regional scholar, and subsequently graduated cum laude from the University of Denver College of Law in 1948.

He was a Marine assault platoon leader in World War II and served as a company commander with the Marines in Korea.

A native of Loveland, Kitchen earned nine letters in his high school career and was the starting quarterback for the football team.

Kitchen has practiced law in Colorado since 1949, joining the law firm of Hughes and Dorsey in 1964.

He is Chairman of the Board of the First of Bear Valley Bank, and is a past or current officer or director of numerous professional and service organizations.

Kitchen has eight children — Lesley, 29; Lynn, 27; Richard, Jr., 18; Valerie, 17; Susan, 15; Lisa, 8; Nicole, 7; and John, 5. He and his wife, Elfi, live in Bow Mar.

GENERAL MANAGER

FRED GEHRKE
General Manager



Fred Gehrke was named vice president of Rocky Mountain Empire Sports and general manager of the Denver Broncos on December 18, 1976. From that day forward, a lot of good things happened to the Broncos.

Gehrke's first bold move was to seek out a longtime friend and veteran NFL assistant coach, Red Miller, and give him his first head coaching job. Then, along with Miller, Gehrke engineered the trades that brought Craig Morton, Bernard Jackson, Mike Montler, and Andy Maurer to Denver.

And, most importantly, through the course of the season, Gehrke provided the leadership and direction which helped get the Broncos into the playoffs for the first time in their history, and then into the Super Bowl.

Gehrke's move to general manager marked the first time in a decade that the Broncos had split the duties of general manager and head coach, a dual role assumed by Lou Saban from 1967 to 1971 and by John Ralston from 1972 through 1976.

A member of the Broncos staff since 1965, Gehrke came to the club as director of player personnel and also served as assistant general manager from 1973 until becoming general manager.

In 1972, he was the first recipient of the Daniel F. Reeves Memorial Pioneer award from the Pro Football Hall of Fame for innovative off-field contribution to the game. It was Gehrke who, as a player for the Los Angeles Rams in 1948, created the first helmet emblem in the NFL—the horns on the Rams' helmets.

His creativity is also, manifested in the Broncos' 1977 AFC Championship ring, a collaboration by him and Josten's Jewelry.

A native of Salt Lake City, Gehrke was an outstanding scholar-athlete at Utah in his college days. In addition to football, he was the conference record holder in the javelin and also the conference diving champion for three years.


He began his professional playing career with the Cleveland Rams in 1940. "Frozen" in his wartime defense job during World War II—he was a technical illustrator for Northrup Aircraft Corporation in Los Angeles—he stayed on the west coast from 1941 through 1945 and played for the Los Angeles Bulldogs in the Pacific Coast League.

He returned to Cleveland where he was an All-Pro halfback for the World Champion Rams in 1945, and was a player-coach for the Rams in 1948 and 1949, then in Los Angeles. He retired as a player in 1950.

He ended his 24-year association with Northrup in 1963, when he became the general manager of the May Co. department store in the world's largest shopping center, Topanga Plaza, in Los Angeles until he joined the Broncos.


After his retirement as an active player, Gehrke did color commentary with Tom Harmon on radio and television football broadcasts for 13 years.

Gehrke, 60, has five children—four daughters and a son—and lives with his wife, Jean, in Arvada.



COACHING STAFF

RED MILLER
Head Coach



After 17 years in the pro football assistant coaching ranks, Robert (Red) Miller took full advantage of his first opportunity as a head coach, making perhaps the biggest impression on the game of any first-year coach in NFL history.

Miller, 50, became the eighth head coach in Broncos' history in February of 1977. The rest is history.

Even though Miller took over a team which was coming off a best-ever season of 9-5, it was a team that had enjoyed but three winning seasons in 17, and a team that had never participated in post-season play of any kind.

Miller's first season in Denver resulted in a 12-2 regular season mark, tied with Dallas as the best record in the National Football

(Continued on page 10)

League. That was followed by wins over Pittsburgh and Oakland, winners of the two previous Super Bowls, in the playoffs. Although Dallas put an unhappy ending on this Cinderella Story in Super Bowl XII, the 1977 Broncos did finish with the division title as well as the American Conference Championship, and became only the 11th team in the 28-team league to appear in a Super Bowl game.

Miller's efforts did not go unnoticed, as a lot of people shared a common opinion. Results of various polls were unanimous — Associated Press, United Press International, Sporting News, Washington Touchdown Club, Football Digest, Kansas City 101 Club, Columbus (Ohio) Touchdown Club, and Pro Football Weekly all honored Robert (Red) Miller as 1977 NFL Coach of the Year.


A native of Macomb, Ill., Miller was a standout guard and linebacker at Western Illinois where he was named the team's MVP for three consecutive years. He spent nine years in the high school and college coaching ranks before joining Lou Saban's staff with the Boston Patriots in 1960, and went with Saban to Buffalo in 1962.

The seasons of 1963-64-65 were spent as offensive line coach with the Denver Broncos before moving on to St. Louis where he developed five Pro Bowl offensive linemen, including guard Ken Gray, who now serves as Miller's offensive line coach.

From St. Louis, Miller moved to a similar job with the Baltimore Colts before joining Chuck Fairbanks' staff at New England when Fairbanks took over the Patriots program in 1973. Miller was elevated to the offensive coordinator position and the Pats offense improved dramatically through the 1976 season when their 2,957 yards rushing went into the books as the fifth highest rushing total of any team in NFL history.

Known as a "players' coach," Miller dazzled his new squad last summer at the traditional rookie show with his talents as a ragtime pianist.

Miller and his wife, Nancy, have two children. Lana will graduate in December from Colorado State University, with a major in speech and communications. Steve is a law student at Washburn University in Topeka, Kansas.



WHAT THEY SAY:

"I've been lucky. I've always done just what I wanted to do. And I think I've paid my dues along the way. I always said I could be a head coach. I can honestly say that, even if I never coach again, now I know I can do it."

—Red Miller

"When I first met Red Miller, I felt something special was about to happen. At our first meeting, he said we were coming into a unique situation where a new quarterback and a new coach can come to a team that's 9-5. He said we could do an awful lot with this team, and let's get together and do it. I said I was excited, too."

—Craig Morton

"The thing I try to do is not get too uptight about the situation. This is my 19th year as a professional coach, and my 29th in coaching. If I can get guys who want to play and are willing to do what it takes, I sincerely think I can win."

"It's not a holiday, but it's not like dog-eat-dog, either. Too many coaches are on an ego trip. I'm just here to help the players do better. I don't make dictatorial decisions. The players participate in our planning."

—Red Miller

"Red is a real down country and straight-forward guy. He says what he means and means what he says. I think that's something this club has needed."

—Bobby Maples

"It's a different ball game today than when I started. Players are more attuned to what's going on. They want things laid on the line. If you do that, players will respond. They just don't want any of that phony BS."

—Red Miller

"Red is most unusual. He demands that we stay loose and yet emphasizes concentration. It's the right blend, the right combination."

—Craig Morton

"I ask the players to alter their egos a bit and think about what's good for the team. The best kind of football player is one who can tell himself, 'I'm the greatest,' and mean it, and at the same time be a 100 per cent team man. When you have an athlete who has both great confidence in his own ability and a realization that he can't do it alone, you've got a football player."

—Red Miller

"With Red Miller, we're emotionally together. We continue to do things that aren't expected of us but we aren't swept away in a frenzy. All the guys are relaxed and confident. We quit worrying about mistakes. If we make them we know that any criticism we hear will be constructive."

—Bobby Maples

"Our philosophy is hard, aggressive, error-free football based on running the ball. But I don't believe in banging my head against the wall. If I have to throw on every down, I will."

—Red Miller

"He'll never lose. He's just got too much charisma and determination. He gets inside of you and makes you feel a love for him I've never felt for a coach before."

—Lyle Alzado

"The pressure from without doesn't bother me. The only pressure I feel is the pressure from within. I don't feel any unusual pressure to keep winning. I want to win, the players want to win and I know the fans want to win, but they can't want it any more than I do."

"I don't scare easily... Let me get that straight. I respect teams but I am not in awe of anybody."

"I think we've earned the respect of other teams, but there seems to be a lot of media in other cities that don't know our names and who's playing where. It's time for the Denver Broncos."

—Red Miller

MARV BRADEN

Special Teams

With an extensive background in the college ranks, 40-year-old Marv Braden made his professional coaching debut with the Broncos in 1977 and helped Denver's special teams become one of league's top groups.

In 1976, Braden was the offensive coordinator at Michigan State, a post he also held at Southern Methodist in 1974 and 1975. In 1973, he served as defensive coordinator at Iowa State.

From 1969 through 1972, Braden was the head coach at United States International University in San Diego, compiling a 26-12-1 mark and turning out three All-Americans. In 1967 and 1968 he was the head coach at Northeast Missouri State.

A graduate of Southwest Missouri State, Marv and his wife, Becky, have one daughter, Janice, 17.



JOE COLLIER

Defensive Coordinator

A long-time coaching associate of Red Miller, defensive coordinator Joe Collier, 46, is the mastermind of the Broncos' outstanding defensive unit. The senior member of the staff, Collier begins his tenth season with Denver in 1978.

Collier and Miller were on Lou Saban's staff at Western Illinois in 1957-58-59, then made the move with Saban to the Boston Patriots of the American Football League in 1960-61, and on to Buffalo in 1962.

While Miller moved to Denver, Joe remained at Buffalo and served as head coach of the Bills in 1966-67-68. He rejoined Saban's staff with the Broncos in 1969.

Collier was an All-Big Ten selection as an end during his college days at Northwestern, and played in the Senior Bowl and the East-West Shrine game. Drafted by the New York Giants, he chose instead to spend the next two years in the Army, after which he joined the staff at Western Illinois.

Joe and his wife, Shirley, have three children: Julie, 20; Lisa, 18; and Joe, 14.



KEN GRAY

Offensive Line

A Red Miller protege during his playing days, former All-Pro guard Ken Gray handles the Broncos' offensive line.

Gray, 41, played in five Pro Bowls during the 1960's while a member of the St. Louis Cardinals, where Red Miller served as his offensive line coach. He spent his final season of his 13-year career with the Houston Oilers in 1970, where he was a teammate of Bronco center Bobby Maples.

Gray is a graduate of Howard Payne, where he earned four letters as both an offensive and defensive tackle and was voted into the NAIA Hall of Fame.

A native of Llano, Texas, Gray and his wife, Shirley, have three children: Sherry, Boyd and Shane.



STAN JONES

Defensive Line

One of the leading linemen in the National Football League in his playing days, Jones is on his second tour of duty with the Broncos.

Jones, 46, had served on the Bronco staff under Lou Saban from 1967 to 1971, and spent the next four years with Saban in Buffalo. He rejoined the Broncos in 1976 and was retained by Head Coach Red Miller for 1977.

Jones was an All-American tackle at Maryland in 1953 and was named the nation's Lineman of the Year. In 1977, he was named to the ACC's 25-year All-Star team. He was recently honored by the Maryland Alumni Association as Man of the Year, and is a member of Pennsylvania's Sports Hall of Fame.

He played 12 years with the Chicago Bears and one with the Washington Redskins, gaining All-Pro honors as an offensive guard four years and appearing in seven Pro Bowls.

Stan and his wife, Darlis, have a daughter, Sherrie, and two sons, Kevin and Tony.



RICHIE McCABE

Defensive Backs

A veteran professional coach and a former American Football League All-Star, Richie McCabe joins the Broncos staff in 1978 to coach the defensive backs.

In 1977, McCabe was the defensive coordinator for the Buffalo Bills, where his pro coaching career had begun in 1966. He was on the Oakland Raiders staff in 1969 and 1970, before moving to Cleveland for a five-year stint. He rejoined the Bills in 1976.

He was a 22nd round draft choice for the Pittsburgh Steelers in 1955, and played four years with the Steelers and one with the Washington Redskins. He joined the Bills in 1960, when he was named to the All-Star team.

He is a native of Pittsburgh, where he was a two-way starter for the Pitt Panthers. McCabe, 44, and his wife, Judith, have two daughters: Kelly, 8, and Erin, 3.



Rules Changes for 1978

1. Clarified pass blocking rule interpretation to permit extended arms and open hands.
2. Permitted defenders to maintain contact on receivers in a five-yard zone beyond the line of scrimmage, but restricted their contact on receivers beyond that point.
3. Reduced 15 yard penalties to 10 yards for all fouls except those involving unnecessary roughness, unsportsmanlike conduct, personal fouls, disqualification or palpably unfair acts.
4. Whenever the ball is carried across the line of scrimmage, no legal forward pass can be thrown.
5. Clarified the unsportsmanlike conduct rule to include flagrant forms of taunting or baiting by players towards opponents as violations at any time during the game.

(continued on page 14)

BABE PARILLI

Quarterbacks

Quarterback Coach Vito (Babe) Parilli, one of the all-time greats of the American Football League, was the architect of Craig Morton's comeback success and is also charged with the development of Craig Penrose and Norris Weese.

Parilli, 47, has spent 21 years in professional football, 16 as a player in a career with six teams in three leagues.

He passed for 22,681 yards and 178 touchdowns as a pro, and was the AFL's Most Valuable Player in 1964 with the Boston Patriots. One of 19 players to play in the AFL all ten years of its existence, he played for Red Miller at Boston in 1961.

A native of Rochester, Pa., Parilli was the first All-American at the University of Kentucky in 1950 and 1951, leading Coach Bear Bryant's teams to victories in the Sugar Bowl and Cotton Bowl.

He spent two years in the World Football League; 1974 as head coach of the New York Stars and 1975 as general manager and head coach of the Chicago Winds. Parilli, 47, and his wife, Priscilla, have a son, Vance.



FRAN POLSFOOT

Receivers

Red Miller's first appointment to his coaching staff was veteran professional coach Fran Polsfoot, a member of the staff at St. Louis with Miller in the mid-60's.

Polsfoot, 51, has been in the pro ranks since 1962 when he began a six-year stint with the St. Louis Cardinals. From 1968 through 1971, he was with the Houston Oilers.

He spent the next three years with the Cleveland Browns before rejoining the Oilers staff in 1975 and 1976.

A native of Montesano, Washington, Polsfoot is a graduate of Washington State, where he played end for the Cougars.

Polsfoot and his wife, Mary, have a daughter, Sally, 23, and a son, Tommy, 20.



PAUL ROACH

Offensive Backs

Veteran professional coach Paul Roach coaches the Broncos offensive backs. He joined the club in 1977 after serving as offensive coordinator for the Green Bay Packers in 1975 and 1976.

Roach, 50, came to the Packers from Oakland, where he helped the Raiders to a 31-9-2 mark in three seasons as offensive backfield coach.

He spent eight years as backfield coach at Wyoming under Lloyd Eaton, during which time the Cowboys won three straight Western Athletic Conference titles. In 1970-71, he served as offensive backfield coach at the University of Wisconsin prior to moving to Oakland.

Roach and his wife, Pat, have three children: Judy, 23; Cathy, 17; and Michael, 10.



BOB ZEMAN

Linebackers

Former Bronco Bob Zeman, an American Football League All-Star defensive back in 1962, returns to Denver this season to coach the linebackers.

Zeman, 41, was the defensive backfield coach for the Oakland Raiders for the past seven seasons.

He started his AFL playing career with the San Diego Chargers in 1960 and 1961, and came to the Broncos in a trade in 1962. After two seasons in Denver, he went to the New York Jets as a part of the historic nine-player trade in 1964. He concluded his career with the Chargers in 1965-66.

A 1954 prep All-American in his home town of Wheaton, Illinois, Zeman went on to become the co-captain for Wisconsin's 1959 Big Ten Champions. Before joining the Raiders in 1971, he coached at Wisconsin in 1970 and Northwestern in 1968-69.

Zeman and his wife, Kathy, have three sons and a daughter: Clarke, 16; Eddie, 15; Donnie, 13; and Jennifer, 9.



BRONCOS ROAD HOMES

City	Hotel	
Houston (Aug. 5)	Stouffer's Greenway Plaza Hotel	(713) 629-1200
Buffalo (Aug. 19)	Sheraton Inn-Buffalo East	(716) 681-2400
Minnesota (Sept. 11)	Marriott Inn	(612) 854-7441
Kansas City (Sept. 24)	Crown Center Hotel	(816) 474-4400
San Diego (Oct. 8)	LaJolla Village Inn	(714) 453-5500
Baltimore (Oct. 22)	Cross Keys Inn	(301) 532-6900
Seattle (Oct. 29)	Seatac Red Lion Inn	(206) 246-8600
Cleveland (Nov. 12)	Bond Court Hotel	(216) 771-7600
Detroit (Nov. 23)	The Northfield Hilton Inn	(313) 879-2100
Oakland (Dec. 3)	Berkeley Marina Marriott Inn	(415) 548-7920

6. Legalized double touch of a forward pass but made it illegal to bat a pass in flight forward toward the opponent's goal line.

7. During the last two minutes of a half, placed responsibility on defensive team to line up properly when referee signals ready for play after offensive team is set.

8. Stipulated that a 15-yard penalty be assessed during a down involving a double foul without change in possession when one foul carries a penalty of 15 yards and the other only 5.

9. Clarified officials' right not to stop the clock, or if stopped, to run 10 seconds off the clock during the last two minutes of a half when a team deliberately attempts to conserve time.

10. Reduced penalty for intentional grounding in the field of play from a loss of down and 15, to loss of down and 10; approved awarding of a safety when the passer illegally grounds the ball in the end zone.

11. Eliminated hurdling as a foul.

ADMINISTRATIVE

CARROLL HARDY

Director of Player Personnel

One of Fred Gehrke's first moves upon being named general manager was to appoint Carroll Hardy as Director of Player Personnel, a post formerly held by Gehrke himself.

Hardy, 45, will supervise all player personnel moves, with particular emphasis on the college draft and scouting. He will also supervise the pro scouting department, playing an active role in evaluating possible trades and free agent acquisitions.

Hardy has long been considered one of the greatest athletes produced by Colorado since winning a modern record of 10 letters at the University of Colorado (four each in football and baseball and two in track).

After graduating from Colorado in 1955 with a degree in education, Carroll signed a baseball contract with the Cleveland Indians and was drafted in the third round by football's San Francisco 49ers, playing that season as a wide receiver and running back.

After spending 1956 and 1957 in the Army, he returned to the Indians in 1958. He played in the outfield for the Indians until 1960, when he was traded to the Boston Red Sox. That year, Carroll became the only man ever to pinch hit for Ted Williams.

Hardy remained in baseball until the fall of 1965, when he joined the Broncos as a scout. He became assistant ticket manager for the club in 1969, and assumed the duties of scouting in 1970.

A native of South Dakota, Hardy is a member of the South Dakota Sports Hall of Fame.

A resident of Boulder, Hardy and his wife, Janice, have three children: Jay, 21; Jill, 19; and Lisa, 17.



GAIL STUCKEY

Ticket Manager

Gail Stuckey begins his fourth season as the Broncos Ticket Manager in 1978.

A San Diego native, he joined the Broncos in 1975 after serving ten years as assistant ticket manager for the San Diego Chargers.

Following a four-year stint in the Air Force stationed in Germany, Stuckey returned to San Diego State University, where he played baseball and basketball.

Stuckey and his wife, Pat, have two daughters: Lynnette, 18; and Gail Rene, 14.



TRAINING EQUIPMENT STAFF

LARRY ELLIOTT

Equipment Manager

An outstanding athlete, Larry Elliott, 41, has served as equipment manager for the Broncos since 1965.

A ten-letter winner at St. Mary's High School in Colorado Springs, Elliott declined college scholarship offers in both football and baseball to enlist in the Air Force. While stationed at Tripoli's Wheelus Air Force Base, he won All-European honors as a third baseman.

Elliott serves as the coach of the Broncos basketball and softball teams, which travel throughout the Rocky Mountain area to play benefit games for worthy causes.

Larry and his wife, Margaret, live in Lakewood with their five children—Timothy, 18; Troy, 15; Thomas, 14; Terry, 11; and Tammie, 9.



ALLEN HURST


Trainer

Allen Hurst enters his 16th season with the club this fall, a 24-year veteran of his profession at the age of 36.

A native of Houston, Hurst took up training as a freshman in high school and served as student trainer while attending Texas Christian University. While at TCU, he also was on the staff of the Houston Oilers for three years.

Hurst graduated from TCU in 1963 with a degree in physical education and a minor in biology, and immediately joined the Broncos as head trainer.

Allen, his wife, Patsy, their sons, Gregory, 7, and Justin, 5, live in Littleton.



Steve Antonopoulos


Assistant Trainer



Ronnie Bill

Assistant Equipment Manager

THE 1978 SEASON



THE 1978 OUTLOOK

There were a lot of "firsts" accomplished by the 1977 Denver Broncos as Robert (Red) Miller and his staff put together a championship squad in their initial season in Denver. The most encouraging fact is that the Broncos are still a young ball club which should get better as it goes along.

"When last season started," comments Miller, "two of our main goals were to earn the respect of the other teams in the National Football League, and to earn the respect of the fans. We thought we could do both with an aggressive, hard-hitting style of football and become a team that would get stronger during the course of each game so that we could prevail in that all-important fourth quarter. We feel those goals were accomplished."

Miller continued, "The Super Bowl is obviously the goal of all 28 teams in the National Football League, and to have the Denver Broncos in that game in its first venture into the NFL's post-season playoff picture was a most rewarding experience for our squad and our fans."

"Whether or not we are quite ready to take our place as a dominant force in the annual Super Bowl race is still to be seen, but if not, we're very close."

In looking at the 1978 season, the Broncos obviously don't need a lot of help from a personnel standpoint, although Miller and General Manager Fred Gehrke are always interested in upgrading personnel. This was evidenced last year when five draft choices were traded in deals that brought Craig Morton, Mike Montler, Bernard Jackson, Andy Maurer and Jim Jensen to the Broncos—all key figures in the AFC championship season, four of them Super Bowl XII starters.

Defensively the team is solid, especially among the front-line people, but Miller hastens to point out that doesn't mean there isn't room for improvement. Designed by defensive coordinator Joe Collier, the Broncos use the "thirty" defense as a basic, taking advantage of the overall quickness of the defenders, particularly up front and in the four-man linebacking corps. According to Collier, the three-man front is best suited for the Denver defensive personnel—strong, relatively small, and very quick.

This unit had its finest season in 1977, holding regular season opponents to 148 total points, second lowest in the league, with 12 of those being scored on returns. The Broncos also topped the NFL in holding opponents to 17 or fewer points per game, accomplishing this 13 out of 14 weeks.

Besides the impressive defensive record versus scoring, a few lesser known but highly important statistics that pleased the Denver coaches included allowing only five touchdowns rushing, being tagged by interference calls only three times, and suffering but one defensive holding penalty. The Broncos were also fourth in the NFL in the defensive third down efficiency category, and turned the ball over to the offense 28 times in enemy territory.

Five Denver defenders—Lyle Alzado, Tom Jackson, Randy Gradishar, Bill Thompson and Louis Wright—were participants in last season's Pro Bowl.

The offense will again be under careful scrutiny as preparations for the new season get underway. That's somewhat misleading, though, as the offense developed a style during the team's race to its first championship season of being able to score quickly from long distance, and being able to score consistently when given the ball on the plus side of the field. What the Broncos offense didn't do was to take chances on its own side of midfield, or put together many sustained drives. As a result, the offensive statistics are confusing as Denver scored enough points to post a 12-2 regular season record.

Denver ranked eighth in the AFC in scoring, only 25 points out of second place, but was 12th in total offense. The Broncos' pass offense was ranked 11th in total yards but was an AFC leader in the all-important average-yards-per-attempt category.

The offensive line will be improved just from the fact the same players have a year's experience with each other. Center Mike Montler and tackle Andy Maurer were brand new to the team in '77, while guard Paul Howard was coming back after having missed a year with a back injury. Craig Morton showed he is a winning quarterback, and the meager eight interceptions he allowed in regular season play were a key to the Denver ball control offense. The running backs are solid and the wide receivers, particularly veteran Haven Moses, are coming off a great year. All this adds up to the fact that everything points toward continued improvement, and Miller is looking for marked statistical improvement from his offense.

The unit that really made a big difference for the Broncos last year was the special teams. With Jim Turner and Bucky Dilts, the Denver kicking and punting are in more than capable hands. Turner goes into the season as the fifth all-time leading scorer in NFL history, while Dilts walked off with NFL all-rookie team honors. However, it was the hustle and determination on the part of a lot of players who don't get much recognition that really made the difference. The kickoff and punt coverage teams were tremendous, and, of course, Rick Upchurch is a threat to go all the way every time he handles the ball.

"Above all is the attitude," said Miller. "Not just of the players, but of the fans. The amazing marriage between Denver fans and their team, cemented by the squad's response to a tough schedule last year, to be not only a winner but a champion, is one of the great stories of last year."

That incredible intangible—Broncomania—will carry over the tremendous enthusiasm as the Denver Broncos set out in defense of their American Football Conference Championship in 1978.

VETERAN PLAYER PROFILES



DENVER BRONCOS 1978 PRE-GAME AND HALFTIME SCHEDULE

DATE	GAME	GUEST PERFORMERS
Aug. 12	Dallas	Phantom Regiment Drum and Bugle Corps
Aug. 25	San Francisco	Colorado Springs Pikes Peak Booster Band
Sept. 3	Oakland	Casper Troopers Drum and Bugle Corps
Sept. 17	San Diego	Dr. J & Martha
Oct. 1	Seattle	New Mexico State University Band
Oct. 16	Chicago	U.S. Air Force Academy Drum and Bugle Corps
Nov. 5	New York Jets	Boulder High School Band
Nov. 19	Green Bay	Englewood High School Band
Dec. 10	Kansas City	Punt, Pass and Kick La Junta High School Band
Dec. 16	Pittsburgh	Smoky Hill High School Band

HANK ALLISON

Offensive Tackle



Birthdate—Feb. 11, 1947
Birthplace—Stevenson, Ala.
Residence—Denver, Colo.
How Acquired—Waivers (St. Louis), 1977
College—San Diego State
Height—6-3
Weight—255
Year with Broncos—2nd
Pro Year—6th

A versatile veteran who can play either guard or tackle on the offensive line. Came to Denver on waivers during November and was active for 3 games, including Super Bowl XII. Has excellent agility and will compete for backup spot at tackle. Originally a 2nd round draft choice by Philadelphia in '71... went to Rams on waivers, released and signed as FA by Cardinals in '75.

NFL Record

GAMES PLAYED: 1971 (14), 1972 (6), 1975 (14), 1976 (10), 1977 (3).
ADDITIONAL STATISTICS: Recovered two fumbles, 1971.

LYLE ALZADO

Defensive End



Birthdate—April 3, 1949
Birthplace—Brooklyn, N.Y.
Residence—Denver, Colo.
How Acquired—Draft #4a, 1971
College—Yankton
Height—6-3
Weight—250
Year with Broncos—8th

Lyle's coming off his finest season as a pro, with long overdue recognition going his way after the '77 season. Those included being selected as a starter in the Pro Bowl, AFC Defensive Player of the Year (Kansas City 101 Club), AFC Defensive Lineman of the Year (NFLPA), winner of the Bart Starr Meritorious Service Award, and the National "Friend of Youth" Award by the Optimists of U.S. and Canada. He was also the recipient of the Civitan National Sedrvce Award and the Gordon Gin Good Guy Award. Although a continual target of double-team blocking, Alzado led Denver linemen in "first hits" with 80, and tackled on 39 assists. Has amazing strength and quickness, making him a premier pass rusher. Has bench pressed 500 pounds and dead lifted 595. Missed entire 1976 season with knee injury on season's first play. A starter since rookie season when he was first player ever drafted into NFL from Yankton College. Led Yankton to 6th national ranking among small colleges and was Copper Bowl MVP... Played in College All-Star Game... Has a degree in special education with interest in teaching handicapped children. Active in civic work in Denver area, primarily as Colorado chairman for Special Olympics. Won the coveted Byron (Whizzer) White Award in 1977 as NFLPA Man of the Year. Former Golden Gloves regional (Omaha) heavyweight champion... once had 27 straight wins as amateur boxer. Has been NFL representative in United Way campaign. Chosen by Denver fans as Broncos' Dodge-NFL Man of the Year in '76... Named Colorado's Multiple Sclerosis Man of the Year in '77. Married (Sharon)... no children.

NFL Record

GAMES PLAYED: 1971 (12), 1972 (14), 1973 (14), 1974 (14), 1975 (14), 1976 (1), 1977 (14).
ADDITIONAL STATISTICS: Recovered 5 fumbles for 6 yards, 1972; recovered 1 fumble, 1973; recovered 2 fumbles, 1974; recovered 3 fumbles for 14 yards, 1975.

OTIS ARMSTRONG

Running Back



Birthdate—Nov. 15, 1950
Birthplace—Chicago, Ill.
Residence—Denver, Colo.
How Acquired—Draft #1, 1973
College—Purdue
Height—5-10
Weight—196
Year with Broncos—6th

A two-time participant in the Pro Bowl (1974 and 1976), a healthy Otis is expected to re-establish himself as one of the game's premier runners. The only man to interrupt O.J. Simpson's string of NFL rushing titles with a league leading 1,407 yards in 1974. In that year he not only led the NFL, but became only the fifth player to average more than 100 yards per game for a season (Walter Payton has been added to that list). Has ten 100-yard games as a Bronco. Owns club record for most yards in a season (1,407) and for a game (183 vs. Houston in '74)... Excellent speed (4.5 in 40) and ability to change directions make him outstanding threat... Tremendous leg strength and acceleration and is good receiver. Went over 3-thousand career rushing yards last year and is 2nd to Floyd Little in all-time career rushing. Led Denver rushers with 489 yards in spite of missing four full games with ankle injury. Although Broncos now rotate backs which hurts individual totals, Armstrong could be key man in Broncos offensive plans for '78. Finished sensational collegiate career at Purdue with virtually every school and Big Ten rushing record. As a senior, carried 243 times for 1,363 yards, and career rushing total was 3,315, sixth on all-time NCAA list at that time. Was first Big Ten player since 1945 to win league's total offense title without throwing a pass... Consensus All-American... majored in physical education. Played in both Coaches' All-American and College All-Star games. Married (Yvonne) with two children.

Professional Record

		RUSHING					RECEIVING			
Year	Club	Games	Att.	Yds.	Avg.	TD	No.	Yds.	Avg.	TD
1973—Denver	14	26	90	3.5	0	2	43	21.5	1
1974—Denver	14	263	1407	5.3	9	38	405	10.7	3
1975—Denver	4	31	155	5.0	0	1	10	10.0	0
1976—Denver	14	247	1008	4.1	5	39	457	11.7	1
1977—Denver	14	130	489	3.8	4	18	128	7.1	0
NFL Totals ..		60	697	3149	4.9	18	98	1043	10.6	5
KICKOFF RETURNS										
Year	Club	Games	No.	Yds.	Avg.	TD				
1973—Denver	NFL ...	14	20	472	23.6	0				
1974—Denver	NFL ...	14	16	386	24.1	0				
NFL Totals ..		32	36	858	23.8	0				

ADDITIONAL STATISTICS: Fumbles 1973 (1), 1974 (6), 1975 (1), 1976 (4). Fumbles recovered: 1974 (1).

BILL BAIN



Offensive Tackle

Birthdate—August 9, 1952
Birthplace—Pico Rivera, Calif.
Residence—Thornton, Colo.
How Acquired—Trade with Green Bay, 1976
College—Southern California
Height—6-4
Weight—274
Year with Broncos—3rd
Pro Year—4th

Missed the entire 1977 season with pre-season knee injury . . . just when it appeared as if he was going to become solid NFL starter. Has size, strength and speed to be one of the best. Status will depend on recovery from surgery . . . and his battle with Andy Maurer who stepped in and played well as starting left tackle. A quick learner, Bill became starting left tackle in '76, just weeks after coming to club. Good pass protector . . . started as a college soph at Colorado, then became starting USC guard after a season at San Diego State. Played in College All-Star game . . . married (Cynthia).

Professional Record

GAMES PLAYED: 1975 (14), 1976 (14), 1977 (0-injured)
ADDITIONAL STATISTICS: Returned 1 kickoff for 10 yards, 1975.

BILL BRYAN



Guard

Birthdate—June 21, 1955
Birthplace—Burlington, N.C.
Residence—Burlington, N.C.
How Acquired—Draft #4, 1977
College—Duke
Height—6-2
Weight—244
Year with Broncos—2nd

A promising prospect who played in one game as a rookie (vs. Buffalo), then spent the rest of the season on injured reserve. First team All-ACC center, can play either guard or center . . . played in East-West Shrine game . . . has 4.9 speed in 40.

RUBIN CARTER



Nose Tackle

Birthdate—Dec. 12, 1952
Birthplace—Pompano Beach, Fla.
Residence—Denver, Colo.
How Acquired—Draft #5b, 1975
College—Miami (Fla.)
Height—6-0
Weight—256
Year with Broncos—4th

Has become one of the NFL's premier defensive linemen playing the nose position in the 3-4 or "thirty" defensive alignment. Overlooked by many drafting teams because of comparative lack of height . . . overcomes that deficiency with tremendous strength and quickness. Has started last 35 games for Broncos. Credited with 71 "first hits" and 42 assists last season despite being object of double team blocking on every snap. Had

outstanding game in Super Bowl XII, being credited with six tackles, two assists, two quarterback sacks and a fumble recovery. Has 4.9 speed in the 40 . . . was first team All-American (UPI and Kodak) after standout collegiate career . . . played in Coaches' All-America Game and Hula Bowl where he was named defensive MVP. Married (Diana) and is in insurance business in Denver in off-season.

Professional Record

GAMES PLAYED: 1975 (14), 1976 (14), 1977 (14).

BARNEY CHAVOUS

Defensive End



Birthdate—March 22, 1954
Birthplace—Aiken, S.C.
Residence—Denver, Colo.
How Acquired—Draft #2, 1973
College—South Carolina State
Height—6-3
Weight—252
Year with Broncos—6th

One of the main reasons Denver ranked first in NFL last season vs. the run . . . A solid starting NFL defensive end whose performance is marked more by consistency than spectacular plays. Very strong against the run, but developing into above average pass rusher. Participated in 82 tackles in 1977. Went two seasons without a missed tackle. A three-year starter at South Carolina State, Barney was named All-American by AP, Football News, Kodak and the Pittsburgh Courier . . . participated in North-South Shrine Bowl, Senior Bowl and Coaches' All-America games. Married (Odessa) with two children.

Professional Record

GAMES PLAYED: 1973 (14), 1974 (14), 1975 (9), 1976 (13), 1977 (13).
ADDITIONAL STATISTICS: Recovered two fumbles, 1973 and 1974.

BUCKY DILTS

Punter



Birthdate—Dec. 6, 1953
Birthplace—Corpus Christi, Tex.
Residence—Athens, Ga.
How Acquired—FA, 1977
College—Georgia
Height—5-9
Weight—183
Year with Broncos—2nd

One of the real "finds" of 1977, Bucky signed as a free agent out of Georgia, promptly ran off a host of free agent candidates, then won the job over veteran Herman Weaver. Named to every "all-rookie" team last year . . . strong suit is as a directional punter, with amazing accuracy and excellent hang time. Finished fourth in NFL for punting out of bounds inside the 20, twenty times. Net punting average of 33.7 ranked among NFL leaders. Had season long of 63, and 2nd busiest season in Denver history with 91 regular season punts.

Professional Record

Year	Club	PUNTING		Avg.	TB	In 20	LG
		Games	No.				
1977	Denver	14	91	39.2	5	20	63

JACK DOLBIN

Wide Receiver



Birthdate—Oct. 12, 1948
Birthplace—Pottsville, Pa.
Residence—Denver, Colo.
How Acquired—FA, 1975
College—Wake Forest
Height—5-10
Weight—180
Year with Broncos—4th

An established NFL started, Dolbin completed a rags-to-riches story by starting in Super Bowl XII, highlighting a pro career which saw him passed up in the NFL draft, playing for the Pottstown Firebirds and getting his NFL shot by starring in the WFL. Has started 28 straight games although he alternates with Rick Upchurch. Combines durability and toughness with exceptional speed and has become one of Denver's most exciting performers. Came to Denver from Chicago Fire where he caught 54 passes in '74, impressing his coach and former Broncos quarterback Steve Tensi... a running back at Wake Forest, Jack played one year with the Pottstown (Pa.) Firebirds before joining WFL... Both his grandfather and father were Penn State track captains, with his grandfather once being a co-holder of the world record for the 100-yard dash... Graduated from National College of Chiropractic at Lombard, Ill., and opened Denver practice in off-season... had longest TD reception of 1977 for team with 81-yarder in win at Cincinnati. Caught key TD pass in playoff win vs. Steelers.

Professional Record

Club	Year	Games	RUSHING				No.	RECEIVING			
			Att.	Yds.	Avg.	TD		Yds.	Avg.	TD	
1974—Chicago (WFL)		—	2	26	13.0	0	54	942	17.4	7	
1975—Denver	14	5	72	14.4	0	22	421	19.1	3	
1976—Denver	14	2	5	2.5	0	19	354	18.6	1	
1977—Denver	14	2	12	6.0	0	26	443	17.0	3	
NFL Totals	..	42	9	89	9.9	0	67	1218	18.2	7	

ADDITIONAL STATISTICS: Recovered one fumble for 2 yards and a touchdown, 1975.

RON EGLOFF

Tight End



Birthdate—Oct. 3, 1955
Birthplace—Garden City, Mich.
Residence—Denver, Colo.
How Acquired—FA, 1977
College—Wisconsin
Height—6-5
Weight—238
Year with Broncos—2nd

One of four rookie free agents to make the AFC Championship roster. Excellent blocking skills and toughness enabled him to win job over three-year veteran as backup tight end. Most action came on special teams and double tight end situations. Considered to be offensive line prospect but will get trial at tight end and will battle rookie Bill Gay at that spot.

Professional Record

Year	Club	Games	RECEIVING			
			No.	Yds.	Avg.	TD
1977—Denver	13	2	27	13.5	0

LARRY EVANS

Linebacker



Birthdate—July 11, 1953
Birthplace—Jasper County, Miss.
Residence—Biloxi, Miss.
How Acquired—Draft #14, 1976
College—Mississippi College
Height—6-2
Weight—216
Year with Broncos—3rd

Excellent performer on special teams... backs up pro bowler Tom Jackson at weak side linebacker spot. Quickness and strength main assets and experience enabling him to become solid NFL linebacker. An All-Gulf South Conference middle linebacker and four-year collegiate starter.

Professional Record

GAMES PLAYED: 1976 (14), 1977 (14).
ADDITIONAL STATISTICS: Recovered 2 fumbles, 1976; intercepted one pass for no yards, 1977.

STEVE FOLEY

Cornerback



Birthdate—Nov. 11, 1953
Birthplace—New Orleans, La.
Residence—New Orleans, La.
How Acquired—Draft #8, 1975
College—Tulane
Height—5-11
Weight—189
Year with Broncos—3rd

One of best all-around athletes on squad, Steve started 13 games last year in regular season after outstanding rookie year in '76. Was in on 71 tackles in '77, 58 of them credited as "first hits." Carded four interceptions as rookie and three more last year. Had best game in AFC Championship win over Oakland with superlative pass defense job... standout collegiate quarterback at Tulane, Steve was Denver's 8th round choice in '75, but cast his lot with WFL for chance to play quarterback... He was shifted to defense as Jacksonville, and came to Denver as experienced defender. Has excellent speed... can be punt returner... has 12 brothers and sisters... played in '73 Astro-Bluebonnet Bowl... Holds Tulane career total offense record... can play either corner or safety... will open at right corner.

Professional Record

Year	Club	Games	INTERCEPTIONS				PUNT RETURNS			
			No.	Yds.	Avg.	TD	No.	Yds.	Avg.	TD
1975—Jacksonville	...	10	1	30	30.0	0	1	2	2.0	0
1976—Denver	14	4	95	23.8	0	5	42	8.4	0
1977—Denver	13	3	22	7.3	0	None			
NFL Totals	..	27	7	117	16.7	0	5	42	8.4	0

TOM GLASSIC

Guard



Birthdate—April 17, 1954
Birthplace—Elizabeth, N.J.
Residence—Warren, N.J.
How Acquired—Draft #1, 1976
College—Virginia
Height—6-3
Weight—246
Year with Broncos—3rd

Has started every game of his 28-game professional career, making him unusually experienced third year pro. Only the second offensive lineman ever drafted in first round by Denver. Excellent footwork and pulling is his strong suit. Is improving upper body strength and pass protection. Just one of several fine young offensive line prospects. Has good techniques and dedication. Will have to battle to fight off Steve Schindler for starting job. Dean's list student at Virginia . . . played in College All-Star game . . . four-year collegiate starter. All-Atlantic Coast player in junior and senior seasons. Played in Senior Bowl. English major . . . collects and paints model soldiers and is military history buff. Single.

Professional Record

GAMES PLAYED: 1976 (14), 1977 (14).

RANDY GRADISHAR

Linebacker



Birthdate—March 3, 1952
Birthplace—Warren, Ohio
Residence—Denver, Colo.
How Acquired—Draft #1, 1974
College—Ohio State
Height—6-3
Weight—233
Year with Broncos—5th

Perhaps the finest middle or inside linebacker in the business . . . was first defensive player to be picked in the first round by Denver since the NFL-AFL merger. Took over in the middle in his second year and is key to Denver's 3-4 defense. Played in his 2nd Pro Bowl after Super Bowl XII. Has started 42 straight games . . . Annually leads the team in "first hits" and assists, and had personal high in '77 with 145 and 74. Also boosted career interception total to nine. The team's field leader on defense was described by Ohio State's Woody Hayes simply as "the best linebacker I ever coached at Ohio State." A three-year starter for the Buckeyes, he was named to every All-America team following senior season . . . Played on three Rose Bowl teams and in the Hula Bowl . . . Also played in Coaches' All-America Game and in College All-Star contest . . . Married (Janet) . . . leader in Fellowship of Christian Athletes activities . . . works for the Adolph Coors company in off-season and conducts popular football camp for youngsters.

Professional Record

INTERCEPTIONS

Year	Club	Games	No.	Yds.	Avg.	TD
1974	Denver	14	0	0	0	0
1975	Denver	14	3	77	25.7	1
1976	Denver	14	3	44	14.7	1
1977	Denver	14	3	56	18.7	0
NFL Totals		56	9	177	19.7	2

JOHN GRANT

Defensive Tackle



Birthdate—June 28, 1950
Birthplace—Boise, Idaho
Residence—Denver, Colo.
How Acquired—Draft #7b, 1973
College—Southern California
Height—6-3
Weight—240
Year with Broncos—6th

One of the most versatile Broncos, John can play any spot on the defensive line . . . Played nose tackle on alternate three-man defensive line and led his threesome in tackles with 51. Made two big individual stops in AFC Championship game against Raiders. Has uncanny ability to deflect enemy passes and has been credited with more than 20 tipped balls in last four seasons. Takes advantage of outstanding quickness to overcome lack of brute strength. Concluded three starting seasons at USC with All-America mention by Football Writers and AP. Majored in Business Administration . . . Probably best golfer and one of best racquetball players in NFL. Married (Mineke), with first child . . . son born in May. Underwent successful knee surgery to repair damage done in Super Bowl XII.

Professional Record

GAMES PLAYED: 1973 (13), 1974 (13), 1975 (14), 1976 (13), 1977 (14).

ADDITIONAL STATISTICS: Recovered one fumble for 10 yards, 1973; recovered three fumbles for two yards, 1975.

PAUL HOWARD

Guard



Birthdate—Sept. 12, 1950
Birthplace—San Jose, Calif.
Residence—Denver, Colo.
How Acquired—Draft #3a, 1973
College—Brigham Young
Height—6-3
Weight—260
Year with Broncos—6th

Should be ready to establish himself as one of NFL's outstanding offensive linemen. Will team with tackle Claudie Minor to anchor right side of Denver line. Had excellent season in '77 after coming off back injury which sidelined him for all of 1976. Has great size and speed (4.85 in the 40) . . . one of team's strongest players. Excellent pass blocker . . . Was first team All-WAC pick and played in Senior Bowl and East-West Shrine Game following outstanding career at BYU. Also selected for both Coaches' All-America Game and College All-Star games. Played defensive end for two years as collegian before switching to offense . . . Outstanding weight lifter who set Utah records for bench press, squat and dead lift . . . Married (Kathy), and has 5-year-old daughter, Nicole.

Professional Career

GAMES PLAYED: 1973 (14), 1974 (14), 1975 (14), 1976 (0), 1977 (14).

ADDITIONAL STATISTICS: Recovered one fumble, 1975.

GLENN HYDE

Offensive Tackle



Birthdate—March 14, 1951
Birthplace—Boston, Mass.
Residence—Denver, Colo.
How Acquired—FA, 1976
College—Pittsburgh
Height—6-3
Weight—250
Year with Broncos—3rd
Pro Year—5th

One of the team's most enthusiastic players and hardest workers . . . Came to Denver as free agent before start of '76 season. Appeared in all 14 games last year, and is one of team's best special teams players. Can make the long snap, and might be tried at center this year. Can play all spots on offensive line. Played in WFL for Chicago in 1974 and Charlotte in 1975.

Professional Record

GAMES PLAYED: 1974 (10), 1975 (1), 1976 (11), 1977 (14).

BERNARD JACKSON

Safety



Birthdate—Sept. 24, 1950
Birthplace—Inglewood, Calif.
Residence—Los Angeles, Calif.
How Acquired—Trade with Cincinnati, 1977
College—Washington State
Height—6-0
Weight—178
Year with Broncos—2nd
Pro Year—7th

One of the most important trades of the year for Denver . . . Jackson started 14 games, 13 at weak safety and one at corner when Steve Foley was injured. Plays both spots equally well . . . has 4.5 speed in the forty and is a hitter. Had one interception last season and was in on 72 tackles. Smart player. Originally a 4th round draft choice by Cincinnati in 1972 after leading PAC-8 in rushing as a senior at Washington State.

Professional Record

Year	Club	INTERCEPTIONS					KICKOFF RETURNS				
		Games	No.	Yds.	Avg.	TD	No.	Yds.	Avg.	TD	
1972—Cincinnati	14	1	0	0.0	0	21	509	24.2	0	
1973—Cincinnati	14	1	0	0.0	0	21	520	24.8	0	
1974—Cincinnati	14	1	17	17.0	0	29	682	23.5	0	
1975—Cincinnati	14	5	97	19.4	0	25	587	23.5	0	
1976—Cincinnati	12	1	0	0.0	0	None				
1977—Denver	14	1	13	13.0	0	None				
NFL Totals ..		82	10	127	12.7	0	96	2298	23.9	0	

ADDITIONAL STATISTICS: Caught one pass for 22 yards and recovered three fumbles, 1974; recovered one fumble for 16 yards, 1975; recovered three fumbles for 16 yards, 1976.

TOM JACKSON

Linebacker



Birthdate—April 4, 1951
Birthplace—Cleveland, Ohio
Residence—Denver, Colo.
How Acquired—Draft #4, 1973
College—Louisville
Height—5-11
Weight—220
Year with Broncos—6th

Denver's "big play" member of one of the NFL's top defensive units . . . one of the most exciting defensive players in Broncos' history. Has great speed and mobility and was team's fourth leading tackler. Selected for his first Pro Bowl appearance after Super Bowl XII. Was team's second leading interceptor with four in regular season plus two in playoffs. Most memorable was 73-yarder for score in win over Baltimore with Colts threatening . . . that win gave Broncos best record in NFL through 11 games. Led AFC linebackers in interceptions in 1976. Missed one game in '77, his first in three years. Has speed to go deep with receivers, and is one of most effective blitzers in NFL. Teams with Gradishar, Rizzo and Swenson to give Denver one of league's strongest linebacking corps . . . The most publicized linebacker in Louisville history, Tom was an All-Missouri Valley selection three straight years, and was named to Walter Camp All-America team. Played in American Bowl and Blue-Gray game following senior season. A fixture at the weakside linebacking spot.

Professional Record

Year	Club	INTERCEPTIONS				
		Games	No.	Yds.	Avg.	TD
1973—Denver	8	0	0	0.0	0	
1974—Denver	13	1	39	39.0	0	
1975—Denver	14	2	0	0.0	0	
1976—Denver	14	7	136	19.4	1	
1977—Denver	13	4	95	23.8	1	
NFL Totals		62	14	270	19.3	2

ADDITIONAL STATISTICS: Fumbled once and recovered two fumbles, 1976; fumbled once, 1977.

JIM JENSEN

Running Back



Birthdate—Nov. 28, 1953
Birthplace—Waterloo, Ia.
Residence—Denver, Colo.
How Acquired—Trade with Dallas, 1977
College—Iowa
Height—6-3
Weight—240
Year with Broncos—2nd
Pro Year—3rd

One of the most promising trades in recent years . . . expected to make strong bid for starting job, although Denver's policy of rotating backs will insure considerable action even in supporting role. Excellent athlete with surprising speed for big man (4.6 in 40). Averaged 5.2 yards per carry in playoffs, and is good receiver. A 2nd round draft choice by Dallas in 1976 who came to Denver the week before regular season play in '77.

Professional Record

Year	Club	RUSHING					RECEIVING			
		Games	Att.	Yds.	Avg.	TD	No.	Yds.	Avg.	TD
1976—Dallas	14			None						
1977—Denver	11	40	143	3.6	1		4	63	15.8	0
NFL Totals		24	40	143	3.6	1	4	63	15.8	0

ADDITIONAL STATISTICS: Returned 13 kickoffs for 313 yards and a 24.1 average for Dallas in 1976; fumbled once for Denver in 1977.

JON KEYWORTH

Running Back



Birthdate—Dec. 15, 1950
Birthplace—San Diego, Calif.
Residence—Denver, Colo.
How Acquired—Trade with Washington, 1974
College—Colorado
Height—6-3
Weight—230
Year with Broncos—5th

Jon missed three games in '78 with a knee strain, and his 311 rushing total was his lowest season output in his 4-year career. He still has 1,759 career yards, making him Denver's third leading career rusher. Scored clinching TD in win over Oakland for AFC Championship . . . has been 4-year starter. Top individual game was 148-yard effort in a 1974 win at Oakland . . . that ranks as third best individual game in Broncos history. A versatile athlete who played eight positions at Colorado. A fine receiver, he led team in that department in 1975 with 42, and is 9th on Denver career list. Is also 9th on all-time list for TD's with 19 . . . Good power runner with speed, Jon was drafted by Washington but traded to Denver for his rookie season. Active in community doing work for local benefits, and has blossoming singing career with two successful records. Married (Kerry) with one son.

Professional Record

Year	Club	Games	RUSHING				No.	RECEIVING			TD
			Att.	Yds.	Avg.	TD		Yds.	Avg.	TD	
1974—Denver	14	81	374	4.6	10	12	109	9.1	0	
1975—Denver	14	182	725	4.0	3	42	314	7.5	1	
1976—Denver	14	122	349	2.9	3	22	201	9.1	1	
1977—Denver	11	83	311	3.7	1	11	48	4.4	0	
NFL Totals ..		53	468	1759	3.8	17	87	672	7.7	2	

ADDITIONAL STATISTICS: Fumbles: 1974 (1), 1975 (4), 1976 (1), 1977 (1). Returned four kickoffs for 85 yards in 1974. Recovered one fumble in 1974 and 1976.

ROB LYTLE

Running Back



Birthdate—Nov. 12, 1954
Birthplace—Fremont, Ohio
Residence—Denver, Colo.
How Acquired—Draft #2, 1977
College—Michigan
Height—6-1
Weight—195
Year with Broncos—2nd

One of the most impressive newcomers in several seasons, finishing as team's third leading rusher with 408 yards. Has excellent 4.5 speed and is long on toughness. Scored Denver's touchdown in Super Bowl XII, and got key TD in playoff win over Pittsburgh. Started six games in rookie season. Everyone's All-American after great collegiate career. Won Big Ten rushing championship as well as league's all-purpose running title (including kick returns) . . . Michigan Coach Bo Schembechler called Lytle . . . "the greatest back I've ever coached or been

around." Third in 1977 Heisman Trophy voting. As collegiate senior, rushed 203 times for 1,402 yards, 6.9 average and 13 touchdowns. Will vie for starting job in 1978 . . . Married (Tracy) and makes Denver his off-season home.

Professional Record

Year	Club	Games	RUSHING				No.	RECEIVING			TD
			Att.	Yds.	Avg.	TD		Yds.	Avg.	TD	
1977—Denver	14	104	408	3.9	1	17	198	11.6	1	

BRISON MANOR

Defensive End



Birthdate—Aug. 10, 1952
Birthplace—Bridgeton, N.J.
Residence—Little Rock, Ark.
How Acquired—FA, 1976
College—Arkansas
Height—6-4
Weight—248
Year with Broncos—2nd

A bright prospect who played well in relief in rookie season after sitting out the 1976 campaign with pre-season knee surgery. Figured in 38 tackles in 1977, being used primarily in pass rush situations. Excellent quickness with college wrestling experience figuring to his advantage as pass rusher. Originally signed with Jets in 1975 and was one of that team's final cuts before coming to Denver.

BOBBY MAPLES

Center



Birthdate—Dec. 28, 1942
Birthplace—Mt. Vernon, Tex.
Residence—Houston, Tex.
How Acquired—Trade with Pittsburgh, 1972
College—Baylor
Height—6-3
Weight—250
Year with Broncos—7th
Pro Year—14th

One of team's senior citizens, Bobby has been standout since joining team in 1972. One of the NFL's finest long snappers . . . yielded his starting job to Mike Montler last year, but is still dependable performer. Won team's offensive MVP honors in 1975, the season he put the ball in play every offensive down from scrimmage in addition to making every snap on every punt, field goal and PAT. Appeared in all 14 games last season, and is frequently seen making tackle downfield on punts. Originally a 4th round linebacker draft choice by Houston in 1965, going to Steelers on waivers in '71. Was All-Southwest Conference QB as Baylor frosh before switching to linebacker . . . Named to Baylor all-star team of the '60's. Played in 1967 AFL Championship game in addition to Super Bowl XII. Married (Sue) with three children, Sheila 15, Shannon 11, and Sheree 6, and is in real estate business in Houston in addition to owning business cleaning telephone booths.

Professional Record

GAMES PLAYED: 1965 (14), 1966 (13), 1967 (14), 1968 (14), 1969 (14), 1970 (14), 1971 (3), 1972 (12), 1973 (14), 1974 (14), 1975 (14), 1976 (14), 1977 (14).

ADDITIONAL STATISTICS: Intercepted one pass for no yards and returned one kickoff for 15 yards, 1965; recovered one fumble for 12 yards, 1967; recovered one fumble for 12 yards, 1967; recovered one fumble, 1968 and 1969; fumbled once, 1970; recovered one fumble, 1974; returned one kickoff for 15 yards, 1975; recovered one fumble, 1976.

ANDY MAURER

Offensive Tackle



Birthdate—Sept. 30, 1948
Birthplace—Silverton, Ore.
Residence—Medford, Ore.
How Acquired—Trade with San Francisco, 1977
College—Oregon
Height—6-3
Weight—265
Year with Broncos—2nd
Pro Year—9th

Not only made the move from San Francisco to Denver in 1977, but switched from guard to tackle for the first time in his career and started 13 games for Denver at left tackle, becoming a key performer in Denver's race to Super Bowl XII. Was a 3rd round draft choice by Atlanta in 1970, and was traded to New Orleans for the 1974 season. Sent to Minnesota after six games, and finished year by starting in Super Bowl VIII. Released by Vikings in 1976 and signed by 49ers. Will battle Bill Bain to retain starting job in 1978. Started all but Oakland loss last season.

Professional Record

GAMES PLAYED: 1970 (14), 1971 (14), 1972 (14), 1973 (14), 1974 (14), 1975 (14), 1976 (13), 1977 (13).

ADDITIONAL STATISTICS: Recovered one fumble, 1973.

CLAUDIE MINOR

Offensive Tackle



Birthdate—April 21, 1951
Birthplace—Pomona, Calif.
Residence—Aurora, Colo.
How Acquired—Draft #3, 1974
College—San Diego State
Height—6-4
Weight—280
Year with Broncos—5th

Has started every game for Denver since joining team in 1974 . . . 28 straight at left tackle, and the last 28 on the right side. A shade under 6-5, Claudie's the biggest man on the roster and can run the 40 in 5.1 . . . Has all the tools to be an all-pro with speed, excellent footwork and great strength . . . teams with Paul Howard on the "big side" of Denver's offensive line. Started every game as an OT at San Diego State after transfer from Mt. San Antonio JC where he was a defensive player . . . selected to play in Coaches' All-America Game . . . Hobbies include fishing, chess, pool and wood sculpturing. Nicknamed "Juju."

Professional Record

GAMES PLAYED: 1974 (14), 1975 (14), 1976 (14), 1977 (14).

MIKE MONTLER

Center



Birthdate—Jan. 11, 1944
Birthplace—Columbus, Ohio
Residence—Boulder, Colo.
How Acquired—Trade with Buffalo, 1977
College—Colorado
Height—6-4
Weight—250
Year with Broncos—2nd
Pro Year—10th

A steady, consistent player whose arrival in Denver helped solidify the offensive line. Started 49 straight games in Buffalo before being traded to Denver where he was a 14-game starter in '77. Originally drafted in 2nd round of 1969 by New England and started career as a tackle . . . Made the switch to center in Buffalo. Will anchor Broncos front line in '78 . . . Won All-America honors at nearby Colorado as a tackle . . . captained Buffs his senior year and played in Blue-Gray, Hula and Senior Bowls as well as College All-Star Game. Also played in Coaches' All-America game where he won Ernie Davis Memorial Award. Played collegiately after four-year stint with Marines . . . Married (Suzanne) and has two sons . . . One of NFL's better racquetball players.

CRAIG MORTON

Quarterback



Birthdate—Feb. 5, 1943
Birthplace—Flint, Mich.
Residence—Denver, Colo.
How Acquired—Trade with N.Y. Giants, 1977
College—California
Height—6-4
Weight—210
Year with Broncos—2nd
Pro Year—14th

Morton became Denver's 26th quarterback in the Broncos' 18th season of play and took his team to the AFC Championship and Super Bowl XII in his first try . . . a pretty tough act to follow. In providing the impetus for Denver's finest season, he laid waste to claims he was immobile by rushing for 125 yards and four TD's . . . both personal season highs. Finished regular season with rating of 82.1 . . . third in the AFC, but with league leading low of eight interceptions. Received many honors following Super Bowl season, including AFC Offensive Player of the Year by Sporting News and others. Accepted Broncos' philosophy of taking a sack rather than risking interception, and was dropped 43 times. Threw two touchdowns in each of home playoff wins and six TD passes to Haven Moses in 1977, most in key situations, started "M&M Connection." A first round draft choice of Dallas in 1965 . . . spent ten years with Cowboys before moving to the Giants in a trade consummated just under the 1974 deadline . . . Has career completion percentage of just over 52 percent, and has passed for just under 18 thousand yards. Top season before last year came in 1972 when he had 185 completions for Dallas for 2,396 yards and 15 touchdowns. A consensus All-American as a collegian at California, Morton was also a top baseball star and turned down a bonus offer to join the NFL Cowboys . . . married Susie Sirmen of Dallas last November, and they make their home in Denver.

ADDITIONAL STATISTICS: Recovered one fumble, 1971 and 1972; recovered one fumble for minus 12 yards, 1973; recovered two fumbles for minus 14 yards, 1974; recovered three fumbles for minus 15 yards, 1975. Fumbles: 1965 (2), 1967 (5), 1968 (1), 1969 (4), 1970 (1), 1971 (1), 1972 (4), 1973 (1), 1974 (4), 1975 (9), 1976 (7), 1977 (1).

Professional Record

PASSING							
Year	Club	Games	Att.	Comp.	Pct.	Yds.	TD
1965	Dallas	4	34	17	50.0	173	2
1966	Dallas	6	27	13	48.1	225	3
1967	Dallas	10	137	69	50.4	978	10
1968	Dallas	13	85	44	51.8	752	4
1969	Dallas	13	302	162	53.6	2619	21
1970	Dallas	12	207	102	49.3	1819	15
1971	Dallas	10	143	78	54.5	1131	7
1972	Dallas	14	339	185	54.6	2396	15
1973	Dallas	14	32	13	40.6	174	3
1974	Dallas (6)						
	Giants (8)	14	239	124	51.9	1522	9
1975	Giants	14	363	186	51.2	2359	16
1976	Giants	12	284	153	53.9	1865	9
1977	Denver	14	254	131	51.6	1929	14
NFL Totals		150	2446	1277	52.2	17942	123

RUSHING					
Year	Club	Att.	Yds.	Avg.	TD
1965	Dallas	3	-8	-2.7	0
1966	Dallas	7	50	7.1	0
1967	Dallas	15	42	2.8	0
1968	Dallas	4	28	7.0	2
1969	Dallas	16	62	3.9	1
1970	Dallas	16	37	2.3	0
1971	Dallas	4	9	2.3	1
1972	Dallas	8	26	3.3	2
1973	Dallas	1	0	0.0	0
1974	Dallas (6)				
	Giants (8)	4	5	1.3	0
1975	Giants	22	72	3.3	0
1976	Giants	13	35	2.7	0
1977	Denver	31	125	4.0	4
NFL Totals		144	483	3.4	10

HAVEN MOSES



Birthdate—July 27, 1946
Birthplace—Los Angeles, Calif.
Residence—Denver, Colo.
How Acquired—Trade with Buffalo, 1972
College—San Diego State
Height—6-3
Weight—200
Year with Broncos—7th
Pro Year—11th

A 1972 trade with Buffalo for this outstanding veteran proved to be one of best in Broncos' history . . . the biggest target among Denver wide receivers, Moses caught four key TD passes in regular season, including fourth down game-winner at San Diego . . . caught two more in AFC Championship win over Oakland, including 74-yarder on Morton's first completion of game. Ranks third in Denver record book for career TD receptions with 28, just four out of second place in 6½ seasons. Has 4.6 speed and reputation for running outstanding patterns. Can make the tough catch over the middle . . . his 3 TD catches in 1973 win over Houston tied a club single game record. Originally a first round draft choice by Buffalo in '68, he has 158 catches for 2,843 yards since coming to Denver in trade that sent Dwight Harrison to Bills. An All-American at San Diego State and played in College All-Star, East-West Shrine and Coaches' All-America Games as well as the Senior Bowl . . . Has been

Wide Receiver

member of the Hemophilia Board of Trustees and works for the Samsonite Corporation in the off-season . . . Haven and wife, Joyce, have two children, Christopher Haven, 6, and Bryan Todd, 3.

Professional Record

RUSHING						RECEIVING			
Year	Club	Games	Att.	Yds.	Avg.	TD	No.	Yds.	TD
1968	Buffalo	14	5	-4	-0.8	0	42	633	15.1
1969	Buffalo	14		None			39	752	19.3
1970	Buffalo	14		None			39	726	18.6
1971	Buffalo	14		None			23	470	20.4
1972	Buffalo	(5)							
	Denver	(8)	1	11	5.5	0	18	284	15.8
1973	Denver	14	3	25	8.3	1	28	518	18.5
1974	Denver	14	2	16	8.0	0	34	559	16.4
1975	Denver	14		None			29	505	17.4
1976	Denver	14	1	-4	-4.0	0	25	498	19.9
1977	Denver	14	5	-1	-0.2	0	27	539	20.0
NFL Totals		138	18	43	2.4	1	304	5514	18.1

Selected to play in Pro Bowl following 1973 season.

ROB NAIRNE



Birthdate—March 24, 1954
Birthplace—Redding, Calif.
Residence—Ferndale, Calif.
How Acquired—FA, 1977
College—Oregon State
Height—6-4
Weight—220
Year with Broncos—2nd

Linebacker

A four-year player at Oregon State, Nairne won a job with the AFC Champions at the team's strongest position. Has the classic size and speed for a linebacker, and was impressive with hitting ability on special teams. Has potential to be fine player, but first must beat off the competition for a job.

Professional Record

GAMES PLAYED: 1977 (13).

RILEY ODOMS



Birthdate—March 1, 1950
Birthplace—Luling, Tex.
Residence—Houston, Tex.
How Acquired—Draft #1, 1972
College—Houston
Height—6-4
Weight—230
Year with Broncos—7th

Tight End

Slowed by nagging injuries the past two years, Odoms seems ready to reassert himself as one of, if not THE premier tight end in the NFL. A great target with the classic size, excellent speed and great hands . . . Has 213 career catches, just two away from fourth place on the all-time Bronco list. Was team's leading receiver in 1977 . . . A three-time Pro Bowl selection with outstanding blocking ability. With rules changes allowing receivers more freedom from defensive "bumps," it's no secret that

Odoms will play major factor in the 1978 aerial game. An All-America selection at Houston, he was Denver's first pick in 1972 and the fifth player chosen in the NFL . . . Played in Astro-Bluebonnet game and the Senior Bowl . . . An exceptional athlete, he played frosh basketball at Houston and was a national class high school high jumper . . . Lives in Houston with wife Alnetia and daughter Veronica in off-season.

Professional Record

Year	Club	RUSHING					RECEIVING			
		Games	Att.	Yds.	Avg.	TD	No.	Yds.	Avg.	TD
1972—Denver		14	5	72	14.4	0	21	320	15.2	1
1973—Denver		14	5	53	10.6	0	43	629	14.6	7
1974—Denver		14	4	25	6.3	0	42	639	15.2	6
1975—Denver		14	5	27	5.4	0	40	544	13.6	3
1976—Denver		14	3	36	12.0	2	30	457	15.9	3
1977—Denver		14		None			37	429	11.6	3
NFL Totals		84	22	213		2	213	3018	14.2	23

ADDITIONAL STATISTICS: Recovered one fumble, 1972; recovered one fumble for a touchdown, 1975.

CHRIS PANE

Cornerback



Birthdate—May 19, 1953
Birthplace—Berkeley, Calif.
Residence—Denver, Colo.
How Acquired—FA, 1976
College—Chico State
Height—5-11
Weight—180
Year with Broncos—3rd

A versatile performer with outstanding athletic ability, but plagued with injuries his first two years. Went down with a knee injury in fourth game of rookie season, and joined the injured reserve list last season after 11 games. Can play either corner of safety, and was promising punt return man as rookie. Played with Hawaii in WFL.


Professional Record

GAMES PLAYED: 1976 (4), 1977 (11).

ADDITIONAL STATISTICS: Returned three punts for 7 yards, 1976.

CRAIG PENROSE

Quarterback



Birthdate—July 25, 1953
Birthplace—Woodland, Calif.
Residence—Denver, Colo.
How Acquired—Draft #4, 1976
College—San Diego State
Height—6-3
Weight—205
Year with Broncos—3rd

Thought by many to be ready to blossom into an NFL regular, this strong-armed prospect got most of the back-up time to Craig Morton in '77, a position he is expected to resume this season. Has strongest arm in camp, and could press for a starting job . . . Started final two games of his rookie season, and participated in eight regular season games last year. Guided Broncos to important road win at Cincinnati when Morton was injured. Could be Denver quarterback of the future . . . Was drafted by Denver after brilliant collegiate career where he was

a two-year starter at San Diego State after transferring from Colorado . . . Was 1975 NCAA passing champion with 2,660 yards and 15 TD's . . . First team All-America selection by Sporting News and Time Magazine . . . Played in East-West Shrine Game, Blue-Gray and was MVP in Senior Bowl. Married (Cris) . . . Low handicap golfer.

Professional Record

Year	Club	PASSING						
		Games	Att.	Comp.	Pct.	Yds.	TD	Int.
1976—Denver		4	36	16	46.6	265	3	3
1977—Denver		8	40	21	52.5	217	0	4
NFL Totals		12	76	37	48.7	482	3	7

Year	Club	RUSHING			
		Att.	Yds.	Avg.	TD
1976—Denver		2	-3	-1.5	0
1977—Denver		4	24	6.0	0
NFL Totals		6	21	3.5	0

LONNIE PERRIN

Running Back



Birthdate—Feb. 3, 1952
Birthplace—Norfolk, Va.
Residence—Denver, Colo.
How Acquired—Draft #5, 1976
College—Illinois
Height—6-1
Weight—222
Year with Broncos—3rd

An extremely talented player who still hasn't realized his full potential . . . Has 4.6 speed in the forty, is impressive as an inside runner, but has the burst to turn the corner, which he did from 17 yards out for a score in Denver's regular season win at Oakland. Is probably only man in NFL to double as kickoff man as well as kickoff return man. A key figure in Red Miller's rotating backs plan . . . One of the most highly recruited high school athletes to come out of Washington, D.C. area, Lonnie was plagued by injuries as a collegian. Rushed 171 times for 907 yards as Illinois senior, and tied school record with a 52-yard field goal . . . Played in East-West Shrine Game. Was Denver's second leading rusher in 1977 and had top individual run with 62-yard effort in big win over Baltimore.

Professional Record

Year	Club	RUSHING					RECEIVING			
		Games	Att.	Yds.	Avg.	TD	No.	Yds.	Avg.	TD
1976—Denver		14	37	118	3.2	2	4	35	8.8	0
1977—Denver		14	110	456	4.1	3	6	106	17.8	1
NFL Totals		28	147	574	3.9	5	10	141	14.1	1

Year	Club	KICKOFF RETURNS			
		No.	Yds.	Avg.	TD
1976—Denver		14	391	27.9	0
1977—Denver		3	72	24.0	0
NFL Totals		17	463	27.2	0

RANDY POLTL

Safety



Birthdate—March 26, 1952
Birthplace—Long Beach, Calif.
Residence—Englewood, Colo.
How Acquired—FA, 1975
College—Stanford
Height—6-3
Weight—190
Pro Year—5th
Year with Broncos—4th


A fine all-around player, Randy has already been in two Super Bowls, and will battle for the weak safety spot for the Broncos. Appeared in all 14 games last season, mostly as special teams player. Started every game for three years at Stanford, and played rookie season with Vikings, intercepting a pass in the NFC Championship game and recovering a fumble in the Super Bowl . . . An All-Coast selection his junior and senior years . . . Graduated in architecture . . . hobbies are art and music . . . Single.

Professional Record

GAMES PLAYED: 1974 (5), 1975 (13), 1976 (12), 1977 (14).
ADDITIONAL STATISTICS: Recovered one fumble, 1975; returned fumble (after lateral from teammate) 21 yards for touchdown, 1976. Intercepted one pass for no yards, 1976.

RANDY RICH

Cornerback



Birthdate—Dec. 28, 1953
Birthplace—Bakersfield, Calif.
Residence—Bakersfield, Calif.
How Acquired—FA, 1977
College—New Mexico
Height—5-10
Weight—181
Year with Broncos—2nd

Rejoined the Broncos in 1977 after almost making the squad as a 1976 free agent, but released in the final cut. Was signed by Detroit and started for Lions in '77 pre-season before being released. Caught on back in Denver and was active for playoffs and Super Bowl XII. Can play either corner or safety.

Professional Record

GAMES PLAYED: 1977 (0)—active for both playoffs and Super Bowl XII.

LARRY RILEY

Cornerback



Birthdate—Nov. 21, 1954
Birthplace—Eustis, Fla.
Residence—Poughquag, N.Y.
How Acquired—FA, 1977
College—Salem
Height—5-10
Weight—189
Year with Broncos—2nd

A free agent who won job as a backup defensive back and special teams player. Was active for five games in '77, and will make a bid as backup corner. Excellent hitter.

JOE RIZZO

Linebacker



Birthdate—Dec. 17, 1950
Birthplace—Astoria, N.Y.
Residence—Denver, Colo.
How Acquired—FA, 1974
College—Merchant Marine Academy
Height—6-1
Weight—220
Year with Broncos—5th

One of the steadiest and yet underrated players in Denver's fine defensive unit. Signed with Broncos during players' strike as free agent. Originally drafted by Buffalo but released medically, still recovering from knee surgery. Missed one game in '77, and was team's fifth leading tackler. Plays one of two inside spots in Denver's four linebacker alignment. Career highpoint came in Denver's 30-7 win at Oakland when he picked off three Ken Stabler passes. Has been three-year starter and being counted upon for many seasons ahead as one of young Broncos' linebacking corps.

Professional Record

GAMES PLAYED: 1974 (11), 1975 (14), 1976 (12), 1977 (13).
ADDITIONAL STATISTICS: Intercepted one pass for 8 yards, 1976; intercepted three passes for 49 yards in 1977.

STEVE SCHINDLER

Guard



Birthdate—July 24, 1954
Birthplace—Caldwell, N.J.
Residence—Paoli, Pa.
How Acquired—Draft #1, 1977
College—Boston College
Height—6-3
Weight—260
Year with Broncos—2nd

An intense player, Steve spent a year in reserve as a learning process and might be ready to contend for a starting job in 1978. Has good (5.0) speed, size, mobility and tremendous strength . . . has bench pressed over 400 pounds. Appeared in all 14 games as a rookie, one in starting role. One of several outstanding young line prospects . . . Single.

JOHN SCHULTZ

Wide Receiver



Birthdate—June 10, 1953
Birthplace—Binghamton, Md.
Residence—Vestal, N.Y.
How Acquired—FA, 1976
College—Maryland
Height—5-10
Weight—182
Year with Broncos—3rd

One of several talented free agent finds by the Broncos . . . A dependable receiver although he attracted attention as a special teams performer. Outstanding coverage man as well as kickoff returner, a department in which he led the NCAA as a college senior.

Professional Record

Year	Club	Games	RECEIVING				PUNT RETURNS			
			No.	Yds.	Avg.	TD	No.	Yds.	Avg.	TD
1976—Denver	14	2	29	14.5	0	1	2	2.0	0
1977—Denver	14	None				1	11	11.0	0
NFL Totals ..		28	2	29	14.5	0	2	13	6.5	0

Year	Club	No.	Yds.	Avg.	TD
1976—Denver	3	82	27.3	0
1977—Denver	4	109	27.3	0
NFL Totals ..		7	191	27.3	0

PAUL SMITH

Defensive End



Birthdate—Aug. 13, 1945
Birthplace—Ada, Okla.
Residence—Denver, Colo.
How Acquired—Draft #9, 1968
College—New Mexico
Height—6-3
Weight—256
Year with Broncos—11th

The top player on the squad in terms of seniority, and the only member of the "Class of '68" still on the club. Has amazing quickness for a big man, and has been one of Denver's premier pass rushers over the years . . . slowed by injuries the past few years, but still managed 12 games in 1977. Highlight of his career came in 1972 and 1973 when he was named to the Pro Bowl squad. Anchored the "alternate" three-man defensive line last season.

Professional Record

GAMES PLAYED: 1968 (14), 1969 (14), 1970 (14), 1971 (14), 1972 (14), 1973 (14), 1974 (2), 1975 (13), 1976 (12), 1977 (12).
ADDITIONAL STATISTICS: Recovered one fumble, 1969, 1971, 1973; recovered two fumbles for 38 yards and one touchdown, 1975.

BOB SWENSON

Linebacker



Birthdate—July 1, 1953
Birthplace—Stockton, Calif.
Residence—Denver, Colo.
How Acquired—FA, 1975
College—California
Height—6-3
Weight—220
Year with Broncos—4th

Easily one of the outstanding free agents signings in many years. Came out of Cal as a defensive lineman to win job as NFL linebacker and is now a fixture on the strongside of Denver's outstanding four-linebacker group. Has great range, quickness and speed . . . clocked in 4.6 in 40. Second only to Randy Gradishar in "first hits" with 89, and total tackles with 135. After early season win over Kansas City, Chiefs coach said of Swenson, "It was the greatest game by a strongside linebacker I've ever seen." Shackled Oakland's Dave Casper in both Denver wins. Has degree in marketing and lists tennis, racquetball and rugby as hobbies . . . A bachelor, Bob makes Denver his off-season home.

Professional Record

Year	Club	Games	INTERCEPTIONS			
			No.	Yds.	Avg.	TD
1975—Denver	14	1	4	4.0	0
1976—Denver	14	2	31	15.5	0
1977—Denver	14	1	0	0.0	0
NFL Totals ..		42	4	35	8.8	0

BILL THOMPSON

Safety



Birthdate—Oct. 10, 1946
Birthplace—Greenville, S.C.
Residence—Denver, Colo.
How Acquired—Draft #3, 1969
College—Maryland State
Height—6-1
Weight—201
Year with Broncos—10th

Long regarded by NFL observers as one of the game's finest strong safeties, Bill finally received All-Pro recognition following the '77 season by being selected to the Pro Bowl . . . Nine-year starter at corner and safety. Led secondary members in tackles with 99, and also led team with five interceptions . . . has 26 career interceptions to rank second in Broncos' record book. Still holds club career record for punt returns and punt return yards. Also has mark for average yards per interception return. As a rookie, he led the AFL in both punt and kickoff returns, the only player in the history of the league to do so . . . was a third round draft choice in 1969, after starting every game for three years at Maryland State . . . Was All-CIAA twice and an NAIA All-American twice . . . Played one college game as a running back and rushed for 109 yards . . . Single, Bill makes Denver home. Broncos' defensive captain.

Professional Record

Year	Club	Games	INTERCEPTIONS				PUNT RETURNS			
			No.	Yds.	Avg.	TD	No.	Yds.	Avg.	TD
1969—Denver	14	3	92	30.7	1	25	288	11.5	0
1970—Denver	9	2	65	32.5	0	23	233	10.1	0
1971—Denver	14	5	83	16.6	0	29	274	9.4	0
1972—Denver	8	1	4	4.0	0	4	82	20.5	0
1973—Denver	14	3	96	32.0	1	30	366	12.2	0
1974—Denver	14	5	105	21.0	1	26	350	13.5	0
1975—Denver	14	2	97	48.5	0	13	158	12.2	0
1976—Denver	14	None				6	60	10.0	0
1977—Denver	14	5	122	24.4	0	None			
NFL Totals ..		115	26	664	25.5	3	156	1811	11.6	0

Year	Club	No.	Yds.	Avg.	TD
1969—Denver	18	513	28.5	0
1970—Denver	9	188	20.9	0
1971—Denver	5	105	21.0	0
1972—Denver	None			
1973—Denver	1	25	25.0	0
1974—Denver	13	325	25.0	0
1975—Denver	None			
1976—Denver	None			
1977—Denver	None			
NFL Totals ..		46	1156	25.1	0

ADDITIONAL STATISTICS: Recovered three fumbles, 1969; recovered one fumble, 1970; recovered two fumbles for 15 yards, 1971; recovered two fumbles for 80 yards and one touchdown, 1973; recovered two fumbles, 1974.

GODWIN TURK

Linebacker



Birthdate—Oct. 15, 1950
Birthplace—Houston, Tex.
Residence—Houston, Tex.
How Acquired—Trade with N.Y. Jets, 1976
College—Southern
Height—6-2
Weight—230
Year with Broncos—3rd
Pro Year—5th

A physical type of linebacker who can play either of the inside spots in Denver's 3-4 alignment . . . Came to Denver in a trade just as '76 season started, and appeared in 13 games, the final two as a starter. Is excellent special teams player . . . great hitter and has outstanding speed for size . . . Married (Charaleta) with son, Yohance, 5. Wife is pediatrician. Owns mortuary in his hometown of Houston.

Professional Record

GAMES PLAYED: 1975 (14 with Jets), 1976 (13 with Denver), 1977 (13).

ADDITIONAL STATISTICS: Intercepted two passes for 20 yards and recovered two fumbles, 1975; recovered one fumble, 1976.

JIM TURNER

Kicker



Birthdate—March 28, 1941
Birthplace—Martinez, Calif.
Residence—Denver, Colo.
How Acquired—Trade with Jets, 1971
College—Utah State
Height—6-2
Weight—205
Year with Broncos—8th
Pro Year—15th

Easily one of the class kickers of all time in professional football . . . currently ranked fifth in NFL scoring history with a chance of moving up with a good season. Scored first NFL touchdown in win at Oakland last season by taking a 25-yard pass on fake field goal. Has 68.8 percent conversion record on field goals since coming to Denver in 1971 trade which sent Bobby Howfield to Jets . . . Is team's leading career scorer with 607 points . . . is also leading career scorer for Jets. Has 280 career field goals to rank third in that department among league's all-timers . . . His 34 field goals for Jets in 1968 is still league single season record, and his string of 221 consecutive PAT's (stopped in 1974) is second longest in NFL record book . . . Once kicked six field goals for Jets vs. Buffalo . . . booted three field goals in Super Bowl III, providing margin of victory for Jets over Baltimore . . . Was college quarterback at Utah State . . . Has participated in NFL's United Way program, served as the '76 Jefferson County Cancer Crusade Chairman, and was one of three Broncos invited to a White House Prayer Breakfast with President and Mrs. Ford in '76 . . . Also involved with Ronald McDonald House activities in Denver to benefit cancer patients at Children's Hospital . . . Married (Mary Kay) and lives year around in Denver with three daughters.

Professional Record

Year	Conversions			Field Goals			Total Points
	No.-Att.	Pct.		No.-Att.	Pct.	Long	
1964 (Jets)	33-33	1.000		13-27	.481	50	72
1965	31-31	1.000		20-34	.588	49	91
1966	34-35	.971		18-35	.514	48	88
1967	36-39	.923		17-32	.531	48	87
1968	43-43	1.000		34-46	.739	49	145
1969	33-33	1.000		32-47	.680	50	129
1970	28-28	1.000		19-35	.542	42	85
1971 (Broncos)	18-18	1.000		25-38	.657	49	93
1972	37-37	1.000		20-29	.689	49	97
1973	40-40	1.000		22-33	.667	50	106
1974	35-39	.897		11-21	.523	43	68
1975	23-28	.821		21-29	.724	53	86
1976	36-39	.923		15-21	.714	47	81
1977	31-34	.912		13-19	.684	48	*76
Broncos Totals	220-235	.936		127-190	.668	53	607
Career Totals	458-477	.960		280-446	.628	53	1304

*Includes one TD.

ADDITIONAL STATISTICS: Completed two of four passes for 25 yards, 1967; fumbled once, 1969; threw one interception, 1973; recovered one fumble, 1974; caught one pass for 25-yard TD, 1977.

Professional Football's Career Leaders

SCORING—1, George Blanda 2,002. 2, Lou Groza, 1,608. 3, Fred Cox (Vikings) 1,316. 4, Jim Bakken (Cardinals) 1,264. 5, Jim Turner (Broncos) 1,228. 6, Gino Cappelletti 1,130. 7 (tie), Jan Stenerud (Chiefs) and Bruce Gossett 1,031. 9, Sam Baker 977. 10, Lou Michaels 955.

FIELD GOALS—1, George Blanda 335. 2, Fred Cox (Vikings) 274. 3, Jim Turner (Broncos) 267. 4 (tie), Lou Groza and Jim Bakken (Cardinals) 264. 6, Jan Stenerud (Chiefs) 239. 7, Bruce Gossett 219. 8, Lou Michaels 187. 9, Sam Baker 179. 10, Gino Cappelletti 176.

RICK UPCHURCH

Wide Receiver



Birthdate—May 20, 1952
Birthplace—Toledo, Ohio
Residence—Denver, Colo.
How Acquired—Draft #4b, 1975
College—Minnesota
Height—5-10
Weight—170
Year with Broncos—4th

Easily one of the most exciting players in the NFL . . . Has career average of 24.3 yards per catch, and is certainly one of the top return men ever to play the game. Led the NFL in punt returns in 1976 with 13.7 average and was Pro Bowl selection after that season . . . In '76 he tied two of the league's oldest records with four punt returns for TD's for the year, and two in one game . . . His 67-yard kickoff return in Super Bowl XII is Super Bowl record . . . has gaudy 8.1 rushing average. One of the finest all-purpose players in football, he has averaged 15.1 yards in the 264 times he has handled the football for the Broncos. His punt return total of 653 yards in 1977 was three yards short of a new NFL single season record. In only three seasons, he has vaulted into second place among Broncos career marks for number of punt returns (117), punt return yards (1,501), kickoff returns (82), and kickoff return yards (2,504) . . . Rick was also

on the receiving end of the third longest scoring pass on the Denver books, a 90-yard TD vs. Kansas City in his first pro game in '75... NFLPA Rookie of the Year in 1975, in addition to making all-rookie teams by Pro Football Writers, Football Digest and UPI... A running back at Minnesota where he was a radio-television major. Has 4.5 speed.

Professional Record

Year	Club	RUSHING					RECEIVING			
		Att.	Yds.	Avg.	TD	TD	No.	Yds.	Avg.	TD
1975—Denver	14	16	97	6.1	1	1	18	436	24.2	2
1976—Denver	13	6	71	11.8	1	1	12	340	28.3	1
1977—Denver	14	1	19	19.0	1	1	12	245	20.4	2
NFL Totals		41	23	187	8.1	3	42	1021	24.3	5

Year	No.	PUNT RETURNS				No.	KICKOFF RETURNS			
		Yds.	Avg.	TD	TD		Yds.	Avg.	TD	TD
1975	27	312	11.6	0	0	40	1084	27.1	0	0
1976	39	536	13.7	4	4	22	514	23.4	0	0
1977	51	653	12.8	1	1	20	456	22.8	0	0
NFL Totals		117	1501	12.8	5	82	2054	25.0	0	0

LOUIS WRIGHT

Cornerback



Birthdate—Jan. 31, 1953
Birthplace—Gilmer, Tex.
Residence—Bakersfield, Calif.
How Acquired—Draft #1, 1975
College—San Jose State
Height—6-2
Weight—195
Year with Broncos—4th

Now established as one of the premier corners in NFL... Was Pro Bowl selection following 1977 season and was named AFC Defensive Player of Year by Football Digest. Has all the tools... is the squad's fastest player at 4.4 in the 40... Very strong against the run and is a solid tackler... participated in 77 hits last season. Had three interceptions in '77 as he has developed into strong pass defender... one was a 17-yard TD off Ken Stabler in Denver's 30-7 win at Oakland. Career long of 59 yards came against Bert Jones. A trackman of note in college, he posted a 9.6 in the 100, a 21.2 in the 220, a 47.6 in the 440, and had a long jump of 25-7. He was a two-year starter in football, and was an All-Coast selection by AP and UPI... Played in East-West Shrine Game and Senior Bowl... Was second defensive player ever drafted in first round by Broncos.

Professional Record

Year	Club	Games	INTERCEPTIONS				TD
			No.	Yds.	Avg.	TD	
1975—Denver	10	2	9	4.5	0	0	
1976—Denver	14	0	32	—	0	0	(yds. on lateral)
1977—Denver	14	3	128	42.7	1	1	
NFL Totals		38	5	169	33.8	1	

ADDITIONAL STATISTICS: Recovered one fumble for 4 yards, 1975.

FRED WILLIS

Running Back



Birthdate—Dec. 9, 1947
Birthplace—Natick, Mass.
Residence—Houston, Tex.
How Acquired—FA, 1978
College—Boston College
Height—6-0
Weight—210
Year with Broncos—1st
Pro Year—7th

Signed in May as free agent after sitting out 1977 (Houston) with knee injury suffered in pre-season. Steady all-around back who led the AFC in pass receiving in 1973 with 57. Originally drafted in fourth round of 1971 draft by Cincinnati and traded to Houston in 1972 along with running back Paul Robinson for linebacker Ron Pritchard and receiver Charlie Joiner.

Professional Record

Year	Club	Games	RUSHING				TD	RECEIVING			
			Att.	Yds.	Avg.	TD		No.	Yds.	Avg.	TD
1971—Cincy	14	135	590	4.4	7	7	24	223	9.3	0	0
1972—Cincy (5)	13	134	461	3.4	0	0	45	297	6.6	2	2
1973—Houston	14	171	579	3.4	4	4	57	371	6.5	1	1
1974—Houston	10	74	239	3.2	3	3	25	130	5.2	1	1
1975—Houston	13	118	420	3.6	2	2	20	104	5.2	0	0
1976—Houston	13	148	542	3.7	2	2	32	255	8.0	1	1
NFL Totals		77	780	2831	3.6	18	203	1380	6.8	5	5

NORRIS WEESE

Quarterback



Birthdate—Aug. 12, 1951
Birthplace—Baton Rouge, La.
Residence—Denver, Colo.
How Acquired—FA, 1976
College—Mississippi
Height—6-1
Weight—205
Year with Broncos—3rd

An outstanding athlete and certainly one of Denver's most versatile players of all-time. Shared the backup quarterbacking duties with Craig Penrose and served as the Broncos' "change of pace" quarterback. Played most of last half in Super Bowl XII. Holds for Jim Turner placements and is backup punter. Finished the season of 1976 in a blaze, leading Denver to a come-from-behind win over Bears in Chicago, and led game's rushers with 120 yards in 10 tries. Broncos set single game team rushing record in that game... Although he doesn't have the world's strongest arm, it's more than adequate, and his leadership and running ability make him a valuable team member... will battle for a starting job along with Morton and Penrose. Has earned his CPA and is currently in business in Denver. Originally drafted by the Rams in '74, he opted for Hawaii in the WFL, returned to and was released by Los Angeles before signing free agent contract with Denver.

Professional Record

		PASSING						
Year	Club	Games	Att	Comp	Pct.	Yds.	Td	Int
1974	Hawaii (WFL)	20	280	142	50.7	1847	14	17
1976	Denver	14	47	24	51.1	314	1	6
1977	Denver	14	20	11	55.0	119	1	0
NFL Totals		28	67	35	52.2	433	2	6

		RUSHING				PUNTING		
Year	Club	Att.	Yds.	Avg.	TD	No	Yds.	Avg
1974	Hawaii	37	240	6.5	3	15	540	36.0
1976	Denver	23	142	6.2	0	52	1852	35.6
1977	Denver	11	56	5.1	1	1	38	38.0
NFL Totals		34	198	5.8	1	53	1890	35.7

ROOKIES, FIRST-YEAR PLAYERS



STEVEN BELL

TE

Cincinnati

6-4, 225 DOB: Nov. 1, 1953
Free Agent, 1978

A free agent who impressed staff in May mini-camp with all-around ability . . . Has degree from Cincinnati in Business . . . Native of Wyoming, Ohio . . . Had some experience in semi-pro ball in Columbus, Ohio.

JIM BROWN

WR (1)

San Francisco State

6-1, 202 DOB: Nov. 18, 1952
Free Agent, 1978

Has been out of school two years and had a 1976 tryout with the Oakland Raiders. Good speed . . . native of Rancho Cordova, Calif. Has good side for position.

LACY BRUMLEY

OT

Clemson

6-6, 262 DOB: April 10, 1956
Draft #11, 1978

Denver's final pick in the '78 draft . . . has the size and determination to be NFL tackle . . . must improve quickness. Played baseball and football at Clemson . . . Administrative Management major . . . Married (Lynn).

LARRY CANADA (1)

RB

Wisconsin

6-2, 235 DOB: Dec. 16, 1954
Free Agent, 1977

Was impressive as free agent candidate last year but left camp. Was reinstated by NFL and will try it again. Strong inside runner with good outside speed . . . can catch the ball . . . excellent size and power.

HERB CHRISTOPHER

DB

Morris Brown

5-10, 190 DOB: April 7, 1954
Free Agent, 1978

One of several impressive free agent secondary prospects signed by Broncos. Has better than average speed . . . native of Thomasville, Ga., and attended Florida Junior College before transfer to Morris Brown.

RICK COOK

OT

Cal State (Northridge)

6-4, 255 DOB: April 8, 1955
Free Agent, 1978

Has the size to play offensive tackle, and will battle for backup job. Born in Oregon City, Ore., now resides in Santa Barbara, Calif. A physical education major who attended Santa Barbara City College and UCLA before graduating from Cal State.

RICK ENIS

RB

Indiana

6-0, 195 DOB: Sept. 20, 1955
Free Agent, 1978

Will be long shot to land job but impressive showing in May camp warrants another look. Native of Union City, Ind. . . played both halfback and fullback.

BILL GAY**TE****Southern Cal**

6-4, 224 **DOB:** May 28, 1955
Draft #2, 1978



An outstanding blocker who was key to Trojan running game . . . Caught only 26 passes in two seasons in USC's run-oriented offense. Played linebacker at San Diego JC, and made easy transition to offense. Led Trojans in minutes played in each of last two seasons. Showed ability as receiver in May camp but needs lots of work on that phase of the game.

VINCE KINNEY**WR****Maryland**

6-2, 190 **DOB:** March 17, 1956
Draft #10, 1978

Outstanding athlete who ran impressive 4.6 in May camp. Excellent hands and concentration. Played both wide receiver and tight end at Maryland where he had 71 career receptions for 1,116 yards. High School Athlete of the Year in Baltimore as senior.

DON LATIMER**DT****Miami (Fla.)**

6-2, 260 **DOB:** March 1, 1955
Draft #1, 1978



One of the most impressive rookies to come along in some time, from the standpoint of being able to make an immediate contribution. Has outstanding speed (4.8 in the 40), great strength and quickness. Will play the nose in Denver's 3-4 alignment, and will back up former U. of Miami teammate Rubin Carter. Played for former Broncos Coach Lou Saban at Miami . . . Senior season he was credited with 110 tackles, six QB sacks, eight tackles for losses and one blocked punt. Native of Ft. Pierce, Fla. . . . majored in PE and has degree.

TRAVIS McCORD (1)**WR****Drake**

6-2, 185 **DOB:** Dec. 8, 1954
Free Agent, 1978

Excellent speed (4.5) and good hands make him a prospect. Finished school a year ago with degree in Earth Science . . . Had tryout with Kansas City last year. Native of Sacramento, Calif.

KEN MOORE (1)**TE****Northern Illinois**

6-3, 232 **DOB:** July 25, 1954
Free Agent, 1978

One of several very promising tight end candidates who showed well in May camps. Has classic tight end size and displayed ability to catch the ball. Had tryout last year with Vikings before moving on to Edmonton in the CFL. Lives in Chicago.

FRED MORTENSEN**QB****Arizona State**

6-2, 195 **DOB:** March 24, 1954
Free Agent, 1978

Will be one of two free agent quarterbacks in camp. Has strong arm . . . had outstanding game in Arizona State's Fiesta Bowl win over Nebraska. Native of Safford, Ariz., now lives in Tempe. Graduated from ASU with Major in Chinese.

JOE O'BRIEN**DB****Boston College**

6-1, 202 **DOB:** April 1, 1954
Free Agent, 1978

Was college quarterback who is trying pro ball as a safety. Good all-around athlete . . . outstanding collegiate baseball player.

JOHN PARKER**RB****Western (Colo.) State**

6-0, 215 **DOB:** Sept. 10, 1953
Free Agent, 1978



The talk of Denver's May mini-camp. Ran the 40 in very good 4.6, bench pressed an amazing 465 pounds in addition to pressing his own weight a staggering 35 times, and topped all candidates in vertical jump with 35-inch leap. Played football at Montana, Wichita State and Western State.

TERRY PETERS**DB****Oklahoma**

5-11, 175 **DOB:** April 26, 1955
Free Agent, 1978

One of the more impressive free agents in camp. Has outstanding speed and athletic ability. Was excellent player in fine program and is expected to make a strong bid. Native of Pauls Valley, Okla. . . . attended Independence JC before transferring to Norman and U. of Oklahoma.

DAVE PRESTON (1)**RB****Bowling Green**

6-0, 210 **DOB:**
Free Agent, 1978



Speed and power are the assets of this fine looking prospect. Had outstanding career at Bowling Green, and almost caught on with the Patriots last year.

JERRY REESE**DB****Oklahoma**

6-3, 190 DOB: Jan. 7, 1955
Free Agent, 1978



One of two Oklahoma products trying the free agent route as a defensive back. Although he is extremely lean, looks are deceptive as he's a hitter. Excellent speed and a prospect at one of the safety spots. Native of New Orleans . . . Recreation major.

EARNIE SALLEY**DT****Maryland**

6-2, 250 DOB: Feb. 10, 1956
Free Agent, 1978

A fine free agent prospect who drew considerable notice in May camps. Has excellent size to play the nose position in Denver's three-man defensive front. Born in Washington, D.C., now living in Oxon Hill, Md.

STEVE SENINI**WR****Nevada (Reno)**

6-4, 215 DOB: Nov. 2, 1955
Free Agent, 1978



The biggest of the wide receiver candidates. Obviously an excellent target . . . has also played tight end. Native of Sacramento, Calif. . . . now living in Reno. Majored in Social Services and Corrections. Will get a long look this summer after strong showing in May camp.

KEN SMITH**QB****Boston College**

6-1, 190 DOB: July 17, 1955
Free Agent, 1978

Joins Fred Mortensen as free agent quarterbacks making a bid . . . Impressive leadership ability and college stats . . . Native of Wilmington, Del. Art and Elementary Education major.

FRANK SMITH**OT****Alabama A&M**

6-6, 260 DOB: Jan. 16, 1956
Draft #8, 1978

A youngster with all the tools and potential to be an outstanding NFL offensive lineman, but needs lots of work on technique and improving upper body strength. Has good speed and quick feet . . . A more than adequate punter who also played some tight end in college. Has ten brothers and sisters . . . showed well in May camp.

THOR SOLVERSON (1)**OT****Drake**

6-5, 259 DOB: Aug. 19, 1952
Free Agent, 1978

An "experienced" free agent candidate who has had tryouts with the Rams and Redskins, and who played two years in the WFL for the Hawaiians. Good strength and size . . . can also play center . . . Native of Belleville, Ill., and now lives in Reston, Va. Has degree in Actuarial Science.

DAVID STEVEN**TE****Baylor**

6-34, 235 DOB: Jan. 8, 1955
Free Agent, 1978

Played last year for Winnipeg in the CFL . . . Participated in Denver's free agent tryout camp and impressed coaches enough to be invited to camp this summer. Is excellent target with good hands . . . might be a strong candidate for backup job. Born in Vancouver, B.C., now living in Waco, Tex. Has degree in Secondary Education.

VETERAN ROSTER ANALYSIS

Year	Draft	Trade	Free Agents/Waivers
1968	Smith - 9		
1969	Thompson - 3		
1970	None		
1971	Alzado - 4a	Turner - Jets	
1972	Odoms - 1	Maples - Steelers	
		Moses - Bills	
1973	Armstrong - 1		
	Chavous - 2		
	Howard - 3a		
	Jackson - 4		
	Grant - 7b		
	Jones - 15		
1974	Gradishar - 1	Keyworth - Redskins	Rizzo
	Minor - 3		
1975	Wright - 1		Dolbin
	Upchurch - 4b		Politi
	Carter - 5b		Swenson
	Foley - 8		
1976	Glassic - 1	Bain - Packers	Baska
	Penrose - 4	Turk - Jets	Hyde
	Perrin - 5		Pane
	Evans - 14		Schultz
			Weese
1977	Schindler - 1	Morton - Giants	Allison
	Lytle - 2	Jackson - Bengals	Dilts
	Bryan - 4	Jensen - Cowboys	Egloff
		Maurer - 49ers	Manor
		Montler - Bills	Nairne
			Rich
			Riley

DENVER BRONCOS VETERAN ROSTER

No.	Name	Position	Height	Weight	NFL Exp.	Birthdate	Birthplace	College	Residence	Games in '77
73	Allison, Hank	OT	6-3	255	6	2/11/47	Stevenson, Ala.	San Diego St.	Denver, Colo.	3
77	Alzado, Lyle	DE	6-3	250	8	4/3/49	Brooklyn, N.Y.	Yankton, Col.	Denver, Colo.	14
24	Armstrong, Otis	RB	5-10	196	6	11/15/50	Chicago, Ill.	Purdue	Denver, Colo.	10
75	Bain, Bill	T	6-4	270	4	8/9/52	Los Angeles, Calif.	So. California	Thornton, Colo.	14
72	Bryan, Bill	G	6-2	244	2	6/21/55	Burlington, N.C.	Duke	Burlington, N.C.	1
68	Carter, Rubin	DT	6-0	256	4	12/12/52	Pompano Beach, Fla.	Miami	Denver, Colo.	14
79	Chavous, Barney	DE	6-3	252	6	3/22/51	Aiken, S.C.	So. Carolina St.	Denver, Colo.	13
10	Dilts, Bucky	P	5-9	183	2	12/6/53	Corpus Christi, Tex.	Georgia	Athens, Ga.	14
82	Dolbin, Jack	WR	5-10	180	4	10/12/48	Pottsville, Pa.	Wake Forest	Denver, Colo.	14
85	Egloff, Ron	TE	6-5	238	2	10/3/55	Garden City, Mich.	Wisconsin	Madison, Wis.	13
56	Evans, Larry	LB	6-2	216	3	7/11/53	Jasper Bount, Miss.	Mississippi Col.	Gulfton, Miss.	14
43	Foley, Steve	S	5-11	185	3	11/11/53	New Orleans, La.	Tulane	New Orleans, La.	13
62	Glassic, Tom	LB	6-2	216	3	4/17/54	Elizabeth, N.J.	Virginia	Warren, N.J.	14
53	Gradishar, Randy	LB	6-3	233	5	3/3/52	Warren, Ohio	Ohio St.	Denver, Colo.	14
63	Grant, John	DT	6-3	246	6	6/28/50	Boise, Idaho	So. California	Denver, Colo.	14
60	Howard, Paul	G	6-3	260	5	9/12/50	San Jose, Calif.	Brigham Young	Denver, Colo.	14
65	Hyde, Glenn	OT	6-3	250	5	3/14/51	Boston, Mass.	Pittsburgh	Denver, Colo.	14
29	Jackson, Bernard	DT	6-0	178	7	9/24/50	Ingewood, Calif.	Washington St.	Los Angeles, Calif.	14
57	Jackson, Tom	LB	5-11	220	6	4/4/51	Cleveland, Ohio	Louisville	Denver, Colo.	13
30	Jensen, Jim	RB	6-3	240	3	11/28/53	Waterloo, Iowa	Iowa	Denver, Colo.	11
32	Keyworth, Jon	RB	6-3	230	5	12/15/50	San Diego, Calif.	Colorado	Denver, Colo.	11
41	Lytte, Rob	RB	6-1	195	2	11/12/54	Fremont, Ohio	Michigan	Denver, Colo.	14
66	Manor, Brison	DE	6-4	248	2	8/10/52	Bridgeton, N.J.	Arkansas	Little Rock, Ark.	13
50	Maples, Bob	C	6-3	250	14	12/28/42	Mt. Vernon, Tex.	Baylor	Houston, Tex.	14

74	Maurer, Andy	OT	6-3	265	9	9/30/48	Silverton, Ore.	Oregon	Medford, Ore.	13
71	Minor, Claudie	OT	6-4	280	5	4/21/51	Pomona, Calif.	San Diego St.	Aurora, Colo.	14
52	Montler, Mike	C	6-4	250	10	1/11/44	Columbus, Ohio	Colorado	Boulder, Colo.	14
7	Morton, Craig	QB	6-4	210	14	2/5/43	Flint, Mich.	California	Denver, Colo.	14
25	Moses, Haven	WR	6-2	200	11	7/27/46	Los Angeles, Calif.	San Diego St.	Denver, Colo.	14
58	Nairne, Rob	LB	6-4	220	2	3/24/54	Redding, Calif.	Oregon St.	Ferrdale, Calif.	13
88	Odums, Riley	TE	6-4	230	7	3/1/50	Corpus Christi, Tex.	Houston	Corpus Christi, Tex.	14
23	Pane, Chris	S	5-11	180	2	5/19/53	Berkeley, Calif.	Chico St.	Denver, Colo.	11
12	Penrose, Craig	QB	6-3	205	3	7/25/53	Woodland, Calif.	San Diego St.	Denver, Colo.	8
35	Perrin, Lonnie	RB	6-1	222	3	2/3/52	Norfolk, Va.	Illinois	Denver, Colo.	14
21	Pollt, Randy	S	6-3	190	5	3/26/52	Long Beach, Calif.	Stanford	Englewood, Colo.	14
40	Rich, Randy	DB	5-10	181	2	12/28/53	Bakersfield, Calif.	New Mexico	Bakersfield, Calif.	0
26	Riley, Larry	DB	5-10	195	2	11/21/54	Eustis, Fla.	Salem	Poughpouq, N.Y.	5
59	Rizzo, Joe	LB	6-1	220	5	12/17/50	Astoria, N.Y.	Mer. Mar. Acad.	Denver, Colo.	13
67	Schindler, Steve	G	6-3	260	2	7/24/50	Caldwell, N.J.	Boston Col.	Paoli, Pa.	14
86	Schultz, John	WR	5-10	182	3	6/10/53	Binghamton, Md.	Maryland	Vestal, N.Y.	14
70	Smith, Paul	DT	6-3	256	11	8/13/45	Roswell, N.M.	New Mexico	Denver, Colo.	12
51	Swenson, Bob	LB	6-3	220	4	7/1/53	Stockton, Calif.	California	Denver, Colo.	14
36	Thompson, Bill	S	6-1	200	10	10/10/46	Greenville, S.C.	Maryland St.	Denver, Colo.	14
55	Turk, Godwin	LB	6-3	230	5	10/15/50	Houston, Tex.	Southern	Houston, Tex.	13
15	Turner, Jim	K	6-2	205	15	3/28/41	Martinez, Calif.	Utah St.	Denver, Colo.	14
80	Upchurch, Rick	WR	5-10	170	4	5/20/52	Toldeo, Ohio	Minnesota	Denver, Colo.	14
14	Weese, Norris	QB	6-1	195	3	8/12/51	Baton Rouge, La.	Mississippi	Denver, Colo.	14
20	Wright, Louis	CB	6-2	195	4	1/31/53	Gilmer, Tex.	San Jose St.	Bakersfield, Calif.	14

DENVER BRONCOS 1977 FIRST YEAR ROSTER

Name	Position	Height	Weight	Birthdate	Birthplace	College	Residence	How Acquired
Baker, Ron	FB-P	6-0	211	1/20/53	Muscatine, Iowa	Monmouth Col.	Roseville, Ill.	FA/78
Behrendsen, Ricky	OT	6-3	278	10/20/55	Denver, Colo.	U. of Nev., Las Vegas	Denver, Colo.	FA/78
Bell, Steven	TE	6-4	225	11/1/53	Wyoming, Ohio	Cincinnati	Wyoming, Ohio	FA/78
Benson, Gary	S	6-1 ⁵ / ₈	185	3/31/56	Fayetteville, Ark.	Ouachita Baptist	Arkadelphia, Ark.	FA/78
Brown, James	SE	6-1 ¹ / ₂	202	11/18/52	Rancho Cordova, Calif.	San Francisco St.	Rancho Cordova, Calif.	FA/78
Brumley, Lacy	OT	6-6	262	4/10/56	Concord, N.C.	Clemson	Clemson, S.C.	D11/78
Canada, Larry	FB	6-2	235	12/16/54	Chicago, Ill.	Wisconsin	Madison, Wisc.	FA/77
Carruthers, Kenneth	HB	5-9 ³ / ₄	193	11/15/54	Joliet, Ill.	Ill. Benedictine Col.	Joliet, Ill.	FA/78
Christopher, Herbert	DB	5-10	190	4/7/54	Thomasville, Ga.	Morris Brown	East Point, Ga.	FA/78
Cook, Melvin	LB	6-5	220	2/25/56	Portland, Ore.	Oregon	Portland, Ore.	FA/78
Cook, Richard	OT	6-3 ³ / ₄	260	4/8/55	Oregon City, Ore.	Cal. St., Northridge	Northridge, Calif.	FA/78
Cooper, Donald	WR	6-0	170	1/18/56	Memphis, Tenn.	Morris Brown	Hapeville, Ga.	FA/78
Enis, Ric	HB	6-0	195	9/20/55	Union City, Ind.	Indiana	Union City, Ind.	FA/78
Gay, Bill	TE	6-4 ¹ / ₂	224	5/28/55	San Francisco, Calif.	So. California	San Francisco, Calif.	D2/78
Huddleston, John	LB	6-3	231	4/10/54	Los Angeles, Calif.	Utah	Denver, Colo.	D16/76
Jackson, Charles	LB	6-3	236	3/22/55	Berkeley, Calif.	Washington	Berkeley, Calif.	D9/77
Kinney, Vince	WR	6-2	190	3/17/56	Baltimore, Md.	Maryland	Baltimore, Md.	D10/78
Latimer, Don	DT	6-3	265	3/1/55	Fort Pierce, Fla.	Miami (Fla.)	Fort Pierce, Fla.	D1/78

McCord, Travis	WR	6-2 ¹ / ₂	185	12/8/54	Sacramento, Calif.	Drake	Sacramento, Calif.	FA/78
Moore, Kenneth	TE	6-3 ¹ / ₂	232	7/25/54	Merigold, Miss.	Northern Ill.	Chicago, Ill.	FA/78
Mortenson, Fred	QB	6-2	195	3/24/54	Stafford, Ariz.	Arizona St.	Tempe, Ariz.	FA/78
O'Brien, Joe	SS	6-0 ³ / ₄	202			Boston Col.		FA/78
Parker, John	RB	5-11 ¹ / ₂	215	9/10/53	Boston, Mass.	Western St.	Duxbury, Mass.	FA/78
Peters, Terry	DB	5-11	175	4/26/55	Pauls Valley, Okla.	Oklahoma	Norman, Okla.	FA/78
Preston, Dave	HB	5-10 ¹ / ₂	195	5/29/55	Dayton, Ohio	Bowling Green	Bay Village, Ohio	FA/78
Salley, Ernest	DT	6-2	250	2/10/56	Washington, D.C.	Maryland	Oxon Hill, Md.	FA/78
Senini, Stephen	WR-TE	6-4	215	11/2/55	Sacramento, Calif.	U. of Nev., Reno	Reno, Nev.	FA/78
Smith, Donald	LB	6-2	225	12/10/55	Sylva, N.C.	Clemson	Clemson, S.C.	FA/78
Snikeris, Eric	LB	6-0 ¹ / ₄	232	1/4/55	Joliet, Ill.	Ill. Wesleyan	Lockport, Ill.	FA/78
Solverson, Peder	OT	6-4	260	8/19/52	Belleville, Ill.	Drake	Reston, Va.	FA/78
Steven, David	TE	6-3	235	1/8/55	Vancouver, B.C.	Baylor	Waco, Tex.	FA/78
White, Richard	WR	6-4	205	1/11/55	Cincinnati, Ohio	Michigan	Ann Arbor, Mich.	FA/78

DEPTH CHART — AS OF JUNE 1, 1978

OFFENSE

Wide Receiver	Left Tackle	Left Guard	Center	Right Guard	Right Tackle	Tight End
Jack Dolbin Rick Upchurch Vince Kinney James Brown	Andy Maurer Bill Bain Hank Allison Frank Smith Rick Cook	Tom Glassic Steve Schindler	Mike Montler Bobby Maples	Paul Howard Bill Bryan Steve Edwards	Claudie Minor Glenn Hyde Pete Solvorsen Lacey Brumley Rick Behrendsen	Riley Odoms Ron Egloff Bill Gay Ken Moore David Steven Steve Bell

Punter

Bucky Dilts
Mike Burke

Kicker

Jim Turner

Quarterback

Craig Morton
Craig Penrose
Norris Weese
Fred Mortensen
Ken Smith

Running Back

Otis Armstrong
Rob Lytle
Dave Preston
Rick Enis
Fred Willis
Walter Blissit

Running Back

Jon Keyworth
Lonnie Perrin
Jim Jensen
Larry Canada
John Parker

Wide Receiver

Haven Moses
John Schultz
Travis McCord
Mike Senini
Rick White

DEFENSE

Left End

Barney Chavous
Paul Smith
Randy Cozens

Nose

Rubin Carter
John Grant
Don Latimer
Ernie Salley

Right End

Lyle Alzado
Brisson Manor
Tom Milanovich
Greg Phelan

Outside Linebacker

Bob Swenson
Charles Jackson
Rob Nairne
Mel Cook

Inside Linebacker

Joe Rizzo
Godwin Turk
Eric Snikeris
Del White

Inside Linebacker

Randy Gradishar
Rick Baska
Ron Smith
Randall Gallu

Outside Linebacker

Tom Jackson
Larry Evans
John Huddleston
Lynn Hover

Left Corner

Louis Wright
Larry Riley
Herb Christopher

Strong Safety

Bill Thompson
Jerry Reese
Joe O'Brien

Weak Safety

Bernard Jackson
Randy Polti
Gary Benson

Right Corner

Steve Foley
Randy Rich
Chris Pane
Jerry Peters

1978 OPPONENTS

**Series records on page 98*

Houston Oilers

Aug. 5 at Houston (pre-season)

ADDRESS: 6910 Fannin St., Houston, Texas 77025. TELEPHONE: 713-797-9111. COACH: Bum Phillips. DIRECTOR OF PUBLIC RELATIONS: Jack Cherry. 1977 RECORD: 8-6.

Dallas Cowboys

Aug. 12 at Mile High Stadium (pre-season)

ADDRESS: 6116 North Central Expressway, Dallas, Texas 75206. TELEPHONE: 214-369-8000. COACH: Tom Landry. DIRECTOR OF PUBLIC RELATIONS: Doug Todd. 1977 RECORD: 12-2.

Buffalo Bills

Aug. 19 at Buffalo (pre-season)

ADDRESS: One Bills Drive, Orchard Park, N.Y. 14127. TELEPHONE: 716-648-1800. COACH: Chuck Knox. DIRECTOR OF PUBLIC RELATIONS: Budd Thalman. 1977 RECORD: 3-11.

San Francisco 49ers

Aug. 25 at Mile High Stadium (pre-season)

ADDRESS: 1255 Post St., Suite 300, San Francisco, California 94109. TELEPHONE: 415-771-1149. COACH: Pete McCully. DIRECTOR OF PUBLIC RELATIONS: Dave Frei. 1977 RECORD: 5-9.

Oakland Raiders

Sept. 3 at Mile High Stadium

Dec. 3 at Oakland

ADDRESS: 7811 Oakport St., Oakland, California 94621. TELEPHONE: 415-562-5900. COACH: John Madden. 1977 RECORD: 11-3. SERIES RECORD: Broncos 7, Raiders 27, 2 ties.

Minnesota Vikings

Sept. 11 at Minnesota

ADDRESS: 7110 France Ave., Edina, Minnesota 55435. TELEPHONE: 612-920-4805. COACH: Bud Grant. DIRECTOR OF PUBLIC RELATIONS: Merrill Swanson. 1977 RECORD: 9-5. SERIES RECORD: Broncos 0, Vikings 1.

San Diego Chargers

Sept. 17 at Mile High Stadium

Oct. 8 at San Diego

ADDRESS: 9449 Friars Road, San Diego, California 92120. TELEPHONE: 714-280-2111. COACH: Tommy Prothro. DIRECTOR OF PUBLIC RELATIONS: Rick Smith. 1977 RECORD: 7-7. SERIES RECORD: Broncos 16, Chargers 19, 1 tie.

Kansas City Chiefs

Sept. 24 at Kansas City

Dec. 10 at Mile High Stadium

ADDRESS: One Arrowhead Drive, Kansas City, Missouri 64129. TELEPHONE: 816-924-9300. COACH: Marv Levy. DIRECTOR OF PUBLIC RELATIONS: Bob Sprenger. 1977 RECORD: 2-12. SERIES RECORD: Broncos 9, Chiefs 27.

Seattle Seahawks

Oct. 1 at Mile High Stadium

Oct. 29 at Seattle

ADDRESS: 5305 Lake Washington Blvd., Kirkland, Washington 98033. TELEPHONE: 206-827-9777. COACH: Jack Patera. DIRECTOR OF PUBLIC RELATIONS: Don Andersen. 1977 RECORD: 5-9. SERIES RECORD: Broncos 1, Seahawks 0.

New York Jets

Nov. 5 at Mile High Stadium

ADDRESS: 598 Madison Ave., New York, N.Y. 10022. TELEPHONE: 212-421-6600. COACH: Walt Michaels. DIRECTOR OF PUBLIC RELATIONS: Frank Ramos. 1977 RECORD: 3-11. SERIES RECORD: Broncos 9, Jets 9, 1 tie.

Chicago Bears

Oct. 16 at Mile High Stadium

ADDRESS: 55 East Jackson, Chicago, Illinois 60604. TELEPHONE: 312-663-5100. COACH: Neill Armstrong. DIRECTOR OF PUBLIC RELATIONS: Ted Haracz. 1977 RECORD: 9-5. SERIES RECORD: Broncos 2, Bears 1.

Baltimore Colts

Oct. 22 at Baltimore

ADDRESS: Executive Plaza III, Hunt Valley, Maryland 21031. TELEPHONE: 301-667-4400. COACH: Ted Marchibroda. DIRECTOR OF PUBLIC RELATIONS: Jim Husbands. 1977 RECORD: 10-4. SERIES RECORD: Broncos 2, Colts 1.

Cleveland Browns

Nov. 12 at Cleveland

ADDRESS: Cleveland Stadium, Cleveland, Ohio 44114. TELEPHONE: 216-696-5555. COACH: Sam Rutigliano. DIRECTOR OF PUBLIC RELATIONS: Nate Wallack. 1977 RECORD: 6-8. SERIES RECORD: Broncos 3, Browns 3.

Green Bay Packers

Nov. 19 at Mile High Stadium

ADDRESS: 1265 Lombardi Ave., Green Bay, Wisconsin 54301. TELEPHONE: 414-494-2351. COACH: Bart Starr. DIRECTOR OF PUBLIC RELATIONS: Chuck Lane. 1977 RECORD: 4-10. SERIES RECORD: Broncos 1, Packers 1.

Detroit Lions

Nov. 23 at Detroit

ADDRESS: 1200 Featherstone Road, Box 4200, Pontiac, Michigan 48057. TELEPHONE: 313-335-4131. COACH: Monte Clark. DIRECTOR OF PUBLIC RELATIONS: Don Kremer. 1977 RECORD: 6-8. SERIES RECORD: Broncos 1, Lions 1.

Pittsburgh Steelers

Dec. 16 at Mile High Stadium

ADDRESS: Three Rivers Stadium, Pittsburgh, Pennsylvania 15212. TELEPHONE: 412-323-1200. COACH: Chuck Noll. DIRECTOR OF PUBLIC RELATIONS: Joe Gordon. 1977 RECORD: 9-5. SERIES RECORD: Broncos 4, Steelers 1, 1 tie.

1978 NFL SCHEDULE

SATURDAY, SEPTEMBER 2

New York Giants at Tampa Bay.

SUNDAY, SEPTEMBER 3

Green Bay at Detroit, Houston at Atlanta, Kansas City at Cincinnati, Los Angeles at Philadelphia, Miami at New York Jets, Minnesota at New Orleans, Oakland at Denver, Pittsburgh at Buffalo, St. Louis at Chicago, San Diego at Seattle, San Francisco at Cleveland, Washington at New England.

MONDAY, SEPTEMBER 4

Baltimore at Dallas.

SATURDAY, SEPTEMBER 9

Detroit at Tampa Bay.

SUNDAY, SEPTEMBER 10

Atlanta at Los Angeles, Chicago at San Francisco, Cincinnati at Cleveland, Dallas at New York Giants, Houston at Kansas City, Miami at Baltimore, New England at St. Louis, New Orleans vs. Green Bay (Milw.), New York Jets at Buffalo, Oakland at San Diego, Philadelphia at Washington, Seattle at Pittsburgh.

MONDAY, SEPTEMBER 11

Denver at Minnesota.

SUNDAY, SEPTEMBER 17

Buffalo at Miami, Chicago at Detroit, Cleveland at Atlanta, Dallas at Los Angeles, Kansas City at New York Giants, Oakland at Green Bay, Philadelphia at New Orleans, Pittsburgh at Cincinnati, San Diego at Denver, San Francisco at Houston, Seattle at New York Jets, Tampa Bay at Minnesota, Washington at St. Louis.

MONDAY, SEPTEMBER 18

Baltimore at New England.

SUNDAY, SEPTEMBER 24

Atlanta at Tampa Bay, Baltimore at Buffalo, Cleveland at Pittsburgh, Denver at Kansas City, Detroit at Seattle, Green Bay at San Diego, Los Angeles at Houston, Miami at Philadelphia, New England at Oakland, New Orleans at Cincinnati, New York Jets at Washington, St. Louis at Dallas, San Francisco at New York Giants.

MONDAY, SEPTEMBER 25

Minnesota at Chicago.

SUNDAY, OCTOBER 1

Cincinnati at San Francisco, Detroit vs. Green Bay (Milw.), Houston at Cleveland, Kansas City at Buffalo, Los Angeles at New Orleans, Minnesota at Tampa Bay, New York Giants at Atlanta, Oakland at Chicago, Philadelphia at Baltimore, Pittsburgh at New York Jets, St. Louis at Miami, San Diego at New England, Seattle at Denver.

MONDAY, OCTOBER 2

Dallas at Washington.

SUNDAY, OCTOBER 8

Atlanta at Pittsburgh, Baltimore at St. Louis, Buffalo at New York Jets, Chicago at Green Bay, Cleveland at New Orleans, Denver at San Diego, Houston at Oakland, Minnesota at Seattle, New York Giants at Dallas, Philadelphia at New England, San Francisco at Los Angeles, Tampa Bay at Kansas City, Washington at Detroit.

MONDAY, OCTOBER 9

Cincinnati at Miami.

SUNDAY, OCTOBER 15

Buffalo at Houston, Dallas at St. Louis, Detroit at Atlanta, Kansas City at Oakland, Los Angeles at Minnesota, Miami at San Diego, New England at Cincinnati, New Orleans at San Francisco, New York Jets at Baltimore, Pittsburgh at Cleveland, Seattle vs. Green Bay (Milw.), Tampa Bay at New York Giants, Washington at Philadelphia.

MONDAY, OCTOBER 16

Chicago at Denver.

SUNDAY, OCTOBER 22

Atlanta at San Francisco, Chicago at Tampa Bay, Cincinnati at Buffalo, Cleveland at Kansas City, Denver at Baltimore, Green Bay at Minnesota, Miami at New England, New Orleans at Los Angeles, Oakland at Seattle, Philadelphia at Dallas, St. Louis at New York Jets, San Diego at Detroit, Washington at New York Giants.

MONDAY, OCTOBER 23

Houston at Pittsburgh.

THURSDAY, OCTOBER 26

Minnesota at Dallas.

SUNDAY, OCTOBER 29

Baltimore at Miami, Buffalo at Cleveland, Denver at Seattle, Detroit at Chicago, Houston at Cincinnati, Kansas City at Pittsburgh, New York Giants at New Orleans, New York Jets at New England, St. Louis at Philadelphia, San Diego at Oakland, San Francisco at Washington, Tampa Bay at Green Bay.

MONDAY, OCTOBER 30

Los Angeles at Atlanta.

SUNDAY, NOVEMBER 5

Cincinnati at San Diego, Cleveland at Houston, Dallas at Miami, Detroit at Minnesota, Green Bay at Philadelphia, New England at Buffalo, New Orleans at Pittsburgh, New York Giants at St. Louis, New York Jets at Denver, Oakland at Kansas City, San Francisco at Atlanta, Seattle at Chicago, Tampa Bay at Los Angeles.

MONDAY, NOVEMBER 6

Washington at Baltimore.

SUNDAY, NOVEMBER 12

Atlanta at New Orleans, Baltimore at Seattle, Chicago at Minnesota, Dallas vs. Green Bay (Milw.), Denver at Cleveland, Houston at New England, Kansas City at San Diego, Miami at Buffalo, New York Giants at Washington, New York Jets at Philadelphia, Pittsburgh at Los Angeles, St. Louis at San Francisco, Tampa Bay at Detroit.

MONDAY, NOVEMBER 13

Oakland at Cincinnati.

SUNDAY, NOVEMBER 19

Atlanta at Chicago, Buffalo at Tampa Bay, Cincinnati at Pittsburgh, Cleveland at Baltimore, Detroit at Oakland, Green Bay at Denver, Los Angeles at San Francisco, New England at New York Jets, New Orleans at Dallas, Philadelphia at New York Giants, St. Louis at Washington, San Diego at Minnesota, Seattle at Kansas City.

MONDAY, NOVEMBER 20

Miami at Houston.

THURSDAY, NOVEMBER 23

(Thanksgiving Day)

Denver at Detroit, Washington at Dallas.

SUNDAY, NOVEMBER 26

Cincinnati at Houston, Los Angeles at Cleveland, Minnesota at Green Bay, New England at Baltimore, New York Giants at Buffalo, New York Jets at Miami, New Orleans at Atlanta, Philadelphia at St. Louis, San Diego at Kansas City, Seattle at Oakland, Tampa Bay at Chicago.

MONDAY, NOVEMBER 27

Pittsburgh at San Francisco.

SUNDAY, DECEMBER 3

Atlanta at Cincinnati, Baltimore at New York Jets, Buffalo at Kansas City, Cleveland at Seattle, Denver at Oakland, Detroit at St. Louis, Green Bay at Tampa Bay, Los Angeles at New York Giants, Miami at Washington, New England at Dallas, Philadelphia at Minnesota, Pittsburgh at Houston, San Francisco at New Orleans.

MONDAY, DECEMBER 4

Chicago at San Diego.

SATURDAY, DECEMBER 9

Baltimore at Pittsburgh, Minnesota at Detroit.

SUNDAY, DECEMBER 10

Buffalo at New England, Dallas at Philadelphia, Green Bay at Chicago, Houston at New Orleans, Kansas City at Denver, New York Jets at Cleveland, Oakland at Miami, St. Louis at New York Giants, Seattle at San Diego, Tampa Bay at San Francisco, Washington at Atlanta.

MONDAY, DECEMBER 11

Cincinnati at Los Angeles.

SATURDAY, DECEMBER 16

Chicago at Washington, Pittsburgh at Denver.

SUNDAY, DECEMBER 17

Atlanta at St. Louis, Buffalo at Baltimore, Cleveland at Cincinnati, Dallas at New York Jets, Green Bay at Los Angeles, Kansas City at Seattle, Minnesota at Oakland, New Orleans at Tampa Bay, New York Giants at Philadelphia, San Diego at Houston, San Francisco at Detroit.

MONDAY, DECEMBER 18

New England at Miami.

SUNDAY, DECEMBER 24

Wild Card Playoffs

SATURDAY, DECEMBER 30**SUNDAY, DECEMBER 31**

Divisional Playoffs

SUNDAY, JANUARY 7

NFC and AFC Championship Games

SUNDAY, JANUARY 21

Super Bowl XIII at Miami

MONDAY, JANUARY 29

Pro Bowl at Los Angeles

Seventh Official Added To Officiating Crew, Instant Replay To Be Studied During Preseason

A seventh field official, the side judge, will be added to NFL officiating crews beginning this season, NFL Commissioner Pete Rozelle announced during the league's annual meetings in Palm Springs, Calif., March 13-17.

The side judge will operate on the same side of the field as the head linesman and will be approximately 17 yards deep. He will be responsible for eligible receivers on his side of the field and will assist in certain decisions such as out of bounds spotting.

It was also announced that a study concerning the use of instant replay to aid game officials will be undertaken during the 1978 nationally televised preseason games. The first of those seven games will be the annual Pro Football Hall of Fame contest, July 29, between Philadelphia and Miami, from Canton, Ohio. The six other nationally televised games have not been announced.

Basically, here is how the instant replay study will be conducted:

—A league representative will chart the game from a booth, which will be equipped with a monitor of the network telecast.

—The representative will have his own director, so a play can be shown more than once to him.

—The representative will note any replays which might have aided the officiating crew. He will also keep time on how long it takes to get a decision via instant replay.

—He will have no communication with the actual game officials.

The "dry run" study will be evaluated and a report made to member clubs following the 1978 season.

1978 NFL PRESEASON SCHEDULE

July 29: Miami vs. Philadelphia at Canton, Ohio (Hall of Fame).

FIRST WEEK

August 4: San Diego at Seattle. **August 5:** Cincinnati at Tampa Bay, Oakland at Chicago, Kansas City at Green Bay, Washington at Minnesota, San Francisco at Dallas, Philadelphia-New Orleans (Mexico City), New England at Los Angeles, St. Louis at Miami, Pittsburgh at Baltimore, Denver at Houston, Buffalo at Detroit. **August 7:** Atlanta at New York Jets (Giants Stadium), New York Giants at Cleveland.

SECOND WEEK

August 11: Green Bay at Washington. **August 12:** Baltimore at Tampa Bay, St. Louis at Chicago, Dallas at Denver, Miami at New Orleans, San Diego at Los Angeles, Seattle at San Francisco, Cleveland at Buffalo, New England at Oakland, Detroit at Cincinnati, Minnesota at Kansas City, New York Jets at New York Giants, Atlanta at Pittsburgh. **August 14:** Philadelphia at Houston.

THIRD WEEK

August 17: Los Angeles at Seattle. **August 18:** Minnesota at Miami, Washington at Baltimore. **August 19:** Tampa Bay at New Orleans, Chicago at Cincinnati, St. Louis at Green Bay, Houston at Dallas, Denver at Buffalo, Philadelphia at Atlanta, Pittsburgh at New York Giants, New York Jets at San Diego. **August 20:** Kansas City at New England, Oakland at San Francisco. **August 21:** Detroit at Cleveland.

FOURTH WEEK

August 24: Chicago at Seattle. **August 25:** Atlanta at Washington, New York Jets at Philadelphia, Miami at Tampa Bay, San Francisco at Denver. **August 26:** Cincinnati vs. Green Bay (Milw.), Pittsburgh at Dallas, Los Angeles at Oakland, New Orleans at Houston, Buffalo at Minnesota, Baltimore at Detroit, San Diego at New York Giants, St. Louis at Kansas City. **August 27:** Cleveland at New England.

1977 Pre-Season Results

at Denver 14, Baltimore 8	40,059
at Denver 15, St. Louis 7	44,001
Denver 10, at Atlanta 2	21,239
at Philadelphia 28, Denver 24	29,532
Denver 27, at Seattle 10	54,916
Denver 20, at San Francisco 0	36,441



THE 1977 SEASON



FINAL REGULAR SEASON STATISTICS

RESULTS AND ATTENDANCE

at Denver 7, St. Louis 0	75,002
at Denver 26, Buffalo 6	74,897
Denver 24, at Seattle 13	53,108
at Denver 23, Kansas City 7	74,878
Denver 30, at Oakland 7	53,616
Denver 24, at Cincinnati 13	54,305
Oakland 24, at Denver 14	75,007
at Denver 21, Pittsburgh 7	74,967
Denver 17, at San Diego 14	45,211
Denver 14, at Kansas City 7	54,050
Denver 27, at Baltimore 13	74,939
Denver 24, at Houston 14	46,875
Denver 17, San Diego 9	74,905
at Dallas 14, Denver 6	63,752

Team Statistics

	Broncos	Opponent
TOTAL FIRST DOWNS	223	217
Rushing	101	77
Passing	107	123
Penalty	15	17
Third Down Made/Att.	72/210	71/221
Third Down Efficiency	34%	32%
TOTAL NET YARDS	3906	3774
Avg. Per Game	279.0	269.6
Total Plays	887	941
Avg. Per Play	4.4	4.0
NET YARDS RUSHING	2043	1530
Avg. Per Game	145.9	109.3
Total Rushes	523	470
Avg. Per Rush	3.9	3.3
NET YARDS PASSING	1863	2244
Avg. Per Game	133.1	160.3
Tackled/Yards Lost	50/402	35/312
Gross Yards	2265	2556
Attempts/Completions	314/163	426/235
Pct. of Completions	.519	.552
Had Intercepted	12	25
PUNTS/AVERAGE	91/39.2	95/40.7
NET PUNTING AVERAGE	33.7	31.3
PUNT RETURNS/AVERAGE	58/12.3	54/7.4
KICKOFF RETURNS/AVERAGE	34/21.5	50/21.7
INTERCEPTIONS/AVG. RETURN	25/19.6	12/14.3
PENALTIES/YARDS	91/883	97/718
FUMBLES/LOST BALL	28/15	27/14
TOUCHDOWNS	34	18
Rushing	16	5
Passing	15	11
Returns	3	2
EXTRA POINTS/ATTEMPTS	31/34	16/18
FIELD GOALS/ATTEMPTS	13/19	8/22
TOTAL POINTS	274	148

Score by Periods

	1	2	3	4	OT	Total
Broncos	68	72	60	74	0	274
Opponents	45	46	40	17	0	148

Rushing

	No.	Yds.	Avg.	LG	TD
Armstrong	130	489	3.8	35	4
Perrin	110	456	4.1	62	3
Lytle	104	408	3.9	21	1
Keyworth	83	311	3.7	16	1
Jensen	40	143	3.6	12	1
Morton	31	125	4.0	15	4
Weese	11	56	5.1	21	1
Penrose	4	24	6.0	17	0
Upchurch	1	19	19.0	19T	1
Dolbin	2	12	6.0	14	0
Kiick	1	1	1.0	1	0
Dilts	1	0	0.0	0	0
Moses	5	-1	-0.2	8	0
Broncos Total	523	2043	3.9	62	16
Opponents Total	470	1530	3.3	65	5

Passing

	Att.	Comp.	Yards	Pct.	Avg./Att.	TD
Morton	254	131	1929	.516	7.59	14
Penrose	40	21	217	.525	5.43	0
Weese	20	11	119	.550	5.95	1
Broncos Total	314	163	2265	.519	7.21	15
Opponents Total	426	235	2556	.552	6.00	11

	Pct. TD	Int.	Pct. Int.	LG	Lost/Att.	Rating
Morton	.055	8	.031	81T	43/338	82.1
Penrose	.000	4	.100	35	5/49	28.9
Weese	.050	0	.000	31	2/15	89.4
Broncos Total	.048	12	.038	81T	50/402	75.6
Opponents Total	.026	25	.059	51	35/312	57.2

Receiving

	No.	Yds.	Avg.	LG	TD
Odoms	37	429	11.6	33	3
Moses	27	539	20.0	35	4
Dolbin	26	443	17.0	81T	3
Armstrong	18	128	7.1	20	0
Lytle	17	198	11.6	47T	1
Upchurch	12	245	20.4	45	2
Keyworth	11	48	4.4	14	0
Perrin	6	106	17.8	41T	1
Jensen	4	63	15.8	34	0
Egloff	2	27	13.5	20	0
Kiick	2	14	7.0	11	0
Turner	1	25	25.0	25T	1
Broncos Total	163	2265	13.9	81T	15
Opponents Total	235	2556	10.9	51	9

Interceptions

	No.	Yds.	Avg.	LG	TD
Thompson	5	122	24.4	38	0
T. Jackson	4	95	23.8	73T	1
Wright	3	128	42.7	59	1
Gradishar	3	56	18.7	28	0
Rizzo	3	49	16.3	38	0
Foley	3	22	7.3	11	0
B. Jackson	1	13	13.0	13	0
Smith	1	6	6.0	6	0
Evans	1	0	0.0	0	0
Swenson	1	0	0.0	0	0
Broncos Total	25	491	19.6	73T	2
Opponents Total	12	172	14.3	29	0

Punting						
	No.	Yds.	Avg.	TB	In 20	LG
Dilts	90	3525	39.2	5	20	63
Weese	1	38	38.0	0	0	38
Broncos Total	91	3563	39.2	5	20	63
Opponents Total	95	3868	40.7	9	13	74

Scoring						
	TDR	TDP	TDRt	PAT	FG	TP
Turner		1		31/34	13/19	76
Armstrong	4					24
Moses		4				24
Morton	4					24
Perrin	3	1				24
Upchurch	1	2	1			24
Dolbin		3				18
Odoms		3				18
Lytle	1	1				12
Wright			1			6
Keyworth	1					6
Jensen	1					6
Weese	1					6
Jackson			1			6
Broncos Total	16	15	3	31/34	13/19	274
Opponents Total	5	11	2	16/18	8/22	148

Punt Returns						
	No.	FC	Yds.	Avg.	LG	TD
Upchurch	51	6	653	12.8	87T	1
Schultz	1	0	11	11.0	11	0
Pane	6	2	48	8.0	14	0
Broncos Total	58	8	712	12.3	87T	1
Opponents Total	54	8	397	7.4	29	0

Kickoff Returns						
	No.	Yds.	Avg.	LG	TD	
Perrin	3	72	24.0	32	0	
Upchurch	20	456	22.8	32	0	
Schultz	6	135	22.5	33	0	
Pane	1	16	16.0	16	0	
Keyworth	1	15	15.0	15	0	
Hyde	1	15	15.0	15	0	
Grant	1	8	8.0	8	0	
Nairne	1	1	1.0	1	0	
Dolbin	0	14	—	—	—	
Broncos Total	34	732	21.5	33	0	
Opponents Total	50	1084	21.7	41	0	

Field Goals						
	1-19	20-29	30-39	40-49	50+	Total
Turner	0-0	3-4	7-10	3-5	0-0	13-19
Opponents Total	1-1	2-3	1-5	4-9	0-4	8-22

GAMES PLAYED (REGULAR SEASON)

Allison 3, Alzado 14, Armstrong 10, Baska 4, Bryan 1, Carter 14, Chavous 13, Dilts 14, Dolbin 14, Egloff 13, Evans 14, Foley 13, Glassic 14, Gradishar 14, Grant 14, Howard 14, Hyde 14, B. Jackson 14, T. Jackson 13, Jensen 11, Keyworth 11, Kiick 3, Lytle 14, Manor 13, Maples 14, Maurer 13, Minor 14, Montler 14, Morton 14, Moses 14, Nairne 13, Odoms 14, Pane 11, Penrose 8, Perrin 14, Poltl 14, Riley 5, Rizzo 13, Schindler 14, Schultz 14, Smith 12, Swenson 14, Thompson 14, Turk 13, Turner 14, Upchurch 14, Weese 14, Wright 14.

PLAYOFF STATISTICS

RESULTS AND ATTENDANCE

at Denver 34, Pittsburgh 21 75,011
at Denver 20, Oakland 7 74,982

Super Bowl at New Orleans, Jan. 15, 1978
Dallas 27, Denver 10 76,400

Team Statistics

	Broncos	Opponent
TOTAL FIRST DOWNS	42	55
Rushing	19	24
Passing	18	27
Penalty	5	4
Third Down: Made/Att.	12/40	24/55
Third Down Efficiency	30%	44%
TOTAL NET YARDS	722	927
Avg. Per Game	240.7	309.0
Total Plays	177	219
Avg. Per Play	4.1	4.2
NET YARDS RUSHING	315	364
Avg. Per Game	105.0	121.3
Total Rushes	103	113
Avg. Per Rush	3.1	3.2
NET YARDS PASSING	407	563
Avg. Per Game	135.7	187.7
Tackled/Yards Lost	6/42	6/46
Gross Yards	449	609
Attempts/Completions	68/29	100/55
Pct. of Completions	.426	.550
Had Intercepted	5	4
PUNTS/AVERAGE	13/38.8	15/39.5
NET PUNTING AVERAGE	34.5	33.7
PUNT RETURNS/AVERAGE	10/4.6	7/5.1
KICKOFF RETURNS/AVERAGE	14/23.2	12/24.3
INTERCEPTIONS/AVG. RETURN	4/19.5	5/11.4
PENALTIES/YARDS	19/126	24/167
FUMBLES/BALL LOST	7/5	10/5
TOUCHDOWNS	8	8
Rushing	4	3
Passing	4	5
Returns	0	0
EXTRA POINTS/ATTEMPTS	7/8	8/8
FIELD GOALS/ATTEMPTS	3/6	3/7
TOTAL POINTS	64	65

Score by Periods

	1	2	3	4	OT	Total
Broncos	14	7	24	19	—	64
Opponents	13	17	7	28	—	65

Scoring

	TDR	TDP	TDRt	PAT	FG	TP
Turner				7/7	3/6	16
Moses		2				12
Lytle	2					12
Armstrong	1					6
Odoms		1				6
Dolbin		1				6
Keyworth	1					6
Team				0-1		
Broncos Total	4	4	0	7/8	3/6	64
Opponents Total	3	5	0	8/8	3/7	65

Rushing

	No.	Yds.	Avg.	LG	TD
Armstrong	25	87	3.5	29	1
Lytle	29	87	3.0	16	2
Perrin	14	50	3.6	10	0
Keyworth	18	48	2.7	7	1
Jensen	6	31	5.2	16	0
Weese	3	26	8.7	10	0
Morton	7	-4	-0.6	6	0
Moses	1	-10	-10.0	-10	0
Broncos Total	103	315	3.1	29	4
Opponents Total	113	364	3.2	20	3

Receiving

	No.	Yds.	Avg.	LG	TD
Moses	8	234	29.3	74T	2
Odoms	8	65	8.1	30T	1
Jensen	4	58	14.5	29	0
Dolbin	3	58	19.3	34T	1
Perrin	3	13	4.3	9	0
Armstrong	1	9	9.0	9	0
Upchurch	1	9	9.0	9	0
Keyworth	1	3	3.0	3	0
Broncos Total	29	449	15.5	74T	4
Opponents Total	55	609	11.1	45T	5

Interceptions

	No.	Yds.	Avg.	LG	TD
T. Jackson	2	49	24.5	32	0
B. Jackson	1	15	15.0	15	0
Swenson	1	14	14.0	14	0
Broncos Total	4	78	19.5	32	0
Opponents Total	5	57	11.4	27	0

Punting

	No.	Yds.	Avg.	TB	In 20	LG
Dilts	13	504	38.8	1	3	55
Broncos Total	13	504	38.8	1	3	55
Opponents Total	15	592	39.5	2	0	55

Punt Returns

	No.	FC	Yds.	Avg.	LG	TD
Upchurch	6	1	37	6.2	9	0
Thompson	2	0	5	2.5	3	0
Schultz	2	0	4	2.0	4	0
Broncos Total	10	1	46	4.6	9	0
Opponents Total	7	2	36	5.1	17	0

Kickoff Returns

	No.	Yds.	Avg.	LG	TD
Schultz	4	109	27.3	37	0
Upchurch	8	185	23.3	67	0
Jensen	1	17	17.0	17	0
Lytle	1	14	14.0	14	0
Broncos Total	14	325	23.2	69	0
Opponents Total	12	291	24.3	62	0

Field Goals

	1-19	20-29	30-39	40-49	50+	Total
Turner	0-0	1-1	0-1	2-4	0-0	3-6
Opponents Total	0-1	1-1	1-2	1-3	0-0	3-7

Turner: (44, 25) (40-WL, 31-WL, 44-WL) (47)

Passing

	Att.	Comp.	Yards	Pct.	Avg./Att.	TD
Morton	58	25	427	.431	7.36	4
Weese	10	4	22	.400	2.20	0
Broncos Total	68	29	449	.426	6.60	4
Opponents Total	100	55	609	.550	6.09	5

	Pct. TD	Int.	Pct. Int.	LG	Lost/Att.	Rating
Morton	6.9	5	8.6	74T	4/36	—
Weese	0.0	0	0.0	9	2/6	—
Broncos Total	5.9	5	7.4	74T	6/42	—
Opponents Total	5.0	4	4.0	48	6/46	—

TOP PERFORMANCES OF 1977

Individual

RUSHING—Otis Armstrong, 21-120, at Kansas City (11/20). **PASSING**—Craig Morton, 19-32-1, 242 yards, 1 TD, vs. Oakland (10/30). **RECEIVING**—Catches: Riley Odoms, 6 for 86 yards, at Houston (12/4), and 6 for 69 yards, vs. San Diego (12/11). **YARDS**: Haven Moses, 5 for 92 yards, at Seattle (10/2). **INTERCEPTIONS**—Joe Rizzo, 3, at Oakland (10/16). **KICKOFF RETURNS**—John Schultz, 3 for 71, vs. Baltimore (11/27). Rick Upchurch, 3 for 71, vs. San Diego (12/11). **PUNT RETURNS**—Rick Upchurch, 5 for 167, vs. Pittsburgh (11/6). **SCORING**—Jim Turner, 12, at Oakland (10/16). Haven Moses, 12, at San Diego (11/13).

Team

TOTAL OFFENSE—376 (249 rush, 127 pass) at Kansas City (11/20). **RUSHING**—249 at Kansas City (11/20). **PASSING**—180 vs. Oakland (10/30). **SCORING**—30 at Oakland (10/16). **TOTAL DEFENSE**—129, Buffalo (9/25). **RUSHING DEFENSE**—64, San Diego (12/11). **PASSING DEFENSE**—63, Buffalo (9/25). **SCORING DEFENSE**—0, St. Louis (9/18).

Longest Plays

RUN FROM SCRIMMAGE—Lonnie Perrin, 62 yards, vs. Baltimore (11/27). **PASS PLAY**—Craig Morton to Jack Dolbin, 81 yards (touchdown), at Cincinnati (10/23). **KICKOFF RETURN**—John Schultz, 33 yards, at Cincinnati (10/23). **PUNT RETURN**—Rick Upchurch, 87 yards (touchdown), vs. Pittsburgh (11/6). **INTERCEPTION RETURN**—Tom Jackson, 73 yards (touchdown), vs. Baltimore (11/27). **PUNT**—Bucky Dilts, 63 yards, vs. Pittsburgh (11/6). **FIELD GOAL**—Jim Turner, 48 yards, vs. Buffalo (9/25).

DEFENSIVE STATISTICS

FIRST HITS—Gradishar 145, Swenson 89, Alzado 80, T. Jackson 77, Rizzo 72, Carter 71, Thompson 69, Foley 58, Wright 57, Chavous 51, B. Jackson 42, Grant 39, Manor 25, Smith 19, Turk 16, Polt 12, Evans 4, Pane 1, Nairne 1, Baska 1. **ASSISTS**—Gradishar 74, Rizzo 51, Swenson 46, Carter 42, Alzado 39, T. Jackson 39, Chavous 31, B. Jackson 30, Thompson 26, Wright 20, Manor 13, Foley 13, Grant 12, Smith 7, Turk 6, Pane 4, Polt 4, Evans 2, Nairne 1.

BRONCOS DEPARTMENTAL LEADERS

Category	Player	AFC Rank	AFC Leader	NFL Rank	NFL Leader
Scoring	Turner — 76	7th	Mann, Oak — 99	12th	Mann, Oak — 99
Rushing	Armstrong — 489	22nd	van Eeghen, Oak — 1273	40th	Payton, Chi — 1852
Passing	Morton — 131-254, 1929 yards, 14 TD, 8 int., 82.1 rating				
Receiving	Odoms — 37	2nd	Griese, Mia — 88.0	4th	Griese, Mia — 88.0
	Moses — 539 yards	T-18th	Mitchell, Bal — 71	T-31st	Mitchell, Bal — 71
Punting	Dilts — 39.2 ave.	19th	Burrough, Hou — 816	32nd	Burrough, Hou — 816
Interceptions	Thompson — 5	7th	Guy, Oak — 43.3	15th	Guy, Oak — 43.3
Kickoff returns	Upchurch — 22.8 ave.	T-10th	Blackwood, Bal — 10	T-16th	Blackwood, Bal — 10
Punt returns	Upchurch — 12.8 ave.	T-8th	Clayborn, NE — 31.0	T-19th	Clayborn, NE — 31.0
		5th	Johnson, Hou — 15.4	5th	Johnson, Hou — 15.4

HOW THE BRONCOS RANKED

OFFENSE

Category	Bronco total	AFC Rank	AFC Leader	NFL Rank	NFL Leader
Points scored	274	8th	Oakland — 351	10th	Oakland — 351
First downs	223	13th	Oakland — 305	T-20th	Oakland — 305
Total plays	887	8th	Oakland — 1030	17th	Oakland — 1030
Total yards	3906	12th	Oakland — 4736	17th	Dallas — 4812
Rushing yards	2043	7th	Oakland — 2627	11th	Chicago — 2811
Passing yards	2265	11th	Buffalo — 2803	15th	Buffalo — 2803
Penalties	91	6th	Cleveland — 125	12th	Cleveland — 125
Penalty yards	883	4th	Cleveland — 1046	5th	Cleveland — 1046
Fumbles	28	T-8th	Pittsburgh — 41	T-14th	Pittsburgh — 41
Fumbles lost	15	T-8th	Pittsburgh — 28	T-14th	Pittsburgh — 28

DEFENSE

Category	Bronco total	AFC Rank	AFC Leader	NFL Rank	NFL Leader
Points allowed	148	1st	Denver — 148	3rd	Atlanta — 129
Touchdowns rushing	5	1st	Denver — 5	1st	Denver — 5
Total first downs	217	4th	Oakland — 204	10th	Atlanta — 192
Rushing	77	1st	Denver — 77	1st	Denver — 77
Passing	123	11th	Buffalo — 98	25th	Atlanta — 76
Penalty	17	5th	Miami — 9	14th	Detroit — 10
Total yards allowed	3774	4th	New England — 3638	9th	Dallas — 3213
Rushing	1531	1st	Denver — 1531	1st	Denver — 1531
Passing	2244	12th	Pittsburgh — 1969	25th	Atlanta — 1384
Interceptions	25	5th	Pittsburgh — 31	6th	Pittsburgh — 31

GAME-BY-GAME REVIEW

BRONCOS 7, ST. LOUIS 0

Sunday, Sept. 18 at Denver

St. Louis	0	0	0	0	—	0
Denver	0	0	7	0	—	7

Den—Armstrong 10 runs (Turner kick)

ATT—75,002

TEAM STATISTICS

	SL	DEN
First downs	12	15
Total net yards	265	258
Net yards rushing	69	136
Net yards passing	196	122
Total plays	68	62
Passes	12-20-1	19-36-1
Return yards	82	62
Penalty yardage	57	74

INDIVIDUAL STATISTICS

St. Louis

RUSHING—Otis 12-34, Jones 4-3, Latin 10-23, Metcalf 3-9.

PASSING—Hart 18-35-1, 221 yards; Joyce 1-1-0, 1 yard.

RECEIVING—Metcalf 6-35, Gray 2-55, Jones 3-16, Cain 3-26, Morris 1-1, Tilley 3-49, Stone 1-40.

Denver

RUSHING—Armstrong 17-55, Keyworth 6-2, Lytle 6-41, Perrin 4-9, Morton 6-15, Dolbin 1-14. **PASSING**—Morton 12-20-1, 144 yards. **RECEIVING**—Upchurch 3-71, Odoms 2-17, Moses 1-12, Keyworth 1-6, Lytle 3-21, Dolbin 2-17.

BRONCOS 26, BILLS 6

Sunday, Sept. 25 at Denver

Buffalo	0	6	0	0	—	6
Denver	3	7	13	3	—	26

Den—FG Turner 48

Buf—Cornell 22 fumble return (kick failed)

Den—Morton 1 run (Turner kick)

Den—Armstrong 1 run (kick failed)

Den—Odoms 1 pass from Morton (Turner kick)

Den—FG Turner 26

TEAM STATISTICS

ATT—74,897

TEAM STATISTICS

	Buf	Den
First downs	8	17
Total net yards	129	296
Net yards rushing	66	203
Net yards passing	63	93
Total plays	56	70
Passes	13-28-3	9-20-0
Return yards	81	230
Penalty yardage	53	60

INDIVIDUAL STATISTICS

Buffalo

RUSHING—Simpson 15-43, Braxton 5-7, Ferguson 1-5, Hooks 1-(-3), Brown 2-14. **PASSING**—Ferguson 13-28-3, 111 yards. **RECEIVING**—Holland 2-24, Braxton 3-13, Gant 3-24, Simpson 1-18, Hooks 3-17, Chandler 1-15.

Denver

RUSHING—Armstrong 20-96, Keyworth 7-36, Perrin 9-34, Morton 1-5, Lytle 8-31, Moses 1-1. **PASSING**—Morton 8-18-0, 96 yards; Penrose 1-2-0, 35 yards. **RECEIVING**—Odoms 2-18, Dolbin 1-9, Armstrong 1-2, Keyworth 1-6, Upchurch 1-4, Egloff 1-20, Perrin 1-37, Moses 1-35.

BRONCOS 24, SEAHAWKS 13

Sunday, Oct. 2 at Seattle

Denver	10	0	14	0	—	24
Seattle	7	0	6	0	—	13

Den—Perrin 1 run (Turner kick)

Sea—Howard 7 pass from Myer (Leypoldt kick)

Den—FG Turner 36

Den—Lytle 47 pass from Morton (Turner kick)

Sea—Largent 43 pass from Sims (kick blocked)

Den—Morton 1 run (Turner kick)

ATT—53,108

TEAM STATISTICS

	Den	Sea
First downs	19	19
Total net yards	330	272
Net yards rushing	153	81
Net yards passing	177	191
Total plays	61	65
Passes	12-21-1	21-31-1
Return yards	88	160
Penalty yardage	92	40

INDIVIDUAL STATISTICS

Denver

RUSHING—Perrin 14-55, Morton 5-35, Armstrong 11-29, Keyworth 6-23, Lytle 3-11. **PASSING**—Morton 12-21-1, 181 yards. **RECEIVING**—Moses 5-92, Armstrong 3-7, Odoms 2-24, Lytle 1-47, Kiick 1-11.

Seattle

RUSHING—Smith 13-47, Testerman 10-16, Sims 6-14, Hunter 2-4, Myer 1-0. **PASSING**—Myer 20-29-1, 165 yards; Sims 1-1-0, 43 yards; Preece 0-1-0, 0 yards. **RECEIVING**—Ferguson 6-68, Testerman 5-19, Largent 3-71, Smith 3-37, Howard 2-10, McCullum 1-8, Hunter 1-(-5).

BRONCOS 23, CHIEFS 7

Sunday, Oct. 9 at Denver

Kansas City	0	0	0	7	—	7
Denver	10	6	7	0	—	23

Den—FG Turner 25

Den—Morton 7 run (Turner kick)

Den—FG Turner 33

Den—Armstrong 1 run (Turner kick)

KC—Podolak 2 run (Stenerud kick)

ATT—74,878

TEAM STATISTICS

	KC	Den
First downs	14	16
Total net yards	166	312
Net yards rushing	86	124
Net yards passing	80	188
Total plays	62	71
Passes	15-27-4	18-30-0
Return yards	102	199
Penalty yardage	55	107

INDIVIDUAL STATISTICS

Kansas City

RUSHING—Bailey 8-30, Podolak 11-20, Reed 3-4, Livingston 1-3, Morgado 3-12, McKnight 3-17. **PASSING**—Livingston 5-9-2, 51 yards; Adams 10-18-2, 81 yards. **RECEIVING**—White 6-49, Williams 1-8, Podolak 5-40, Morgado 2-21, Marshall 1-14.

Denver

RUSHING—Keyworth 13-59, Armstrong 11-29, Morton 3-7, Perrin 4-5, Kiick 1-1, Lytle 6-23. **PASSING**—Morton 13-21-0, 189 yards; Penrose 5-9-0, 30 yards. **RECEIVING**—Armstrong 4-25, Moses 2-36, Lytle 2-24, Upchurch 2-64, Keyworth 3-27, Dolbin 3-28, Odoms 1-12, Kiick 1-3.

BRONCOS 30, RAIDERS 7

Sunday, Oct. 16 at Oakland

Denver	7	14	6	3	—	30
Oakland	7	0	0	0	—	7

Oak—Casper 9 pass from Stabler (Mann kick)
Den—Odoms 10 pass from Morton (Turner kick)
Den—Perrin 16 run (Turner kick)
Den—Turner 25 pass from Weese (Turner kick)
Den—Wright 18 interception return (kick failed)
Den—FG Turner 32
ATT—53,616

TEAM STATISTICS

	Den	Oak
First downs	8	21
Total net yards	200	325
Net yards rushing	107	86
Net yards passing	93	239
Total plays	58	87
Passes	8-17-0	22-42-7
Return yards	168	116
Penalty yardage	40	20

INDIVIDUAL STATISTICS

Denver

RUSHING—Perrin 10-37, Keyworth 7-26, Armstrong 12-24, Lytle 4-11, Morton 1-4, Moses 1-4, Weese 1-1. **PASSING**—Morton 7-16-0, 93 yards; Weese 1-1-0, 25 yards. **RECEIVING**—Odoms 2-24, Lytle 2-18, Dolbin 1-34, Turner 1-25, Armstrong 1-12, Keyworth 1-5.

Oakland

RUSHING—van Eeghen 20-61, Davis 6-17, Robiskie 1-9, Banaszak 2-0, Rae 1-(-1). **PASSING**—Stabler 20-40-7, 274 yards; Rae 2-2-0, 16 yards. **RECEIVING**—Casper 6-58, Branch 4-92, Davis 4-27, Biletnikoff 3-33, Bradshaw 2-45, van Eeghen 2-21, Siani 1-14.

BRONCOS 24, BENGALS 13

Sunday, Oct. 23 at Cincinnati

Denver	7	10	0	7	—	24
Cincinnati	7	3	0	3	—	13

Cin—Johnson 1 run (Bahr kick)
Den—Keyworth 9 run (Turner kick)
Cin—FG Bahr 19
Den—FG Turner 41
Den—Dolbin 81 pass from Morton (Turner kick)
Cin—FG Bahr 24
Den—Jensen 1 run (Turner kick)
ATT—54,395

TEAM STATISTICS

	Den	Cin
First downs	24	13
Total net yards	335	336
Net yards rushing	180	177
Net yards passing	155	159
Total plays	57	59
Passes	9-15-0	15-28-1
Return yards	168	106
Penalty yardage	38	20

INDIVIDUAL STATISTICS

Denver

RUSHING—Keyworth 12-58, Armstrong 11-38, Jensen 8-30, Lytle 7-30, Penrose 4-24. **PASSING**—Morton 5-10-0, 108 yards; Penrose 4-5-0, 47 yards. **RECEIVING**—Moses 1-18, Lytle 2-29, Odoms 1-7, Keyworth 1-(-5), Dolbin 2-91, Armstrong 2-15.

Cincinnati

RUSHING—Johnson 16-108, Griffin 11-36, Casanova 1-20, Davis 3-13. **PASSING**—Anderson 9-17-1, 67 yards; Reaves 6-11-0, 92 yards. **RECEIVING**—Davis 6-42, Griffin 4-39, Curtis 1-5, Trumpy 1-16, Brooks 3-57.

RAIDERS 24, BRONCOS 14

Sunday, Oct. 30 at Denver

Oakland	7	10	7	0	—	24
Denver	0	0	0	14	—	14

Oak—Branch 21 pass from Stabler (Mann kick)
Oak—FG Mann 42
Oak—Davis 8 run (Mann kick)
Oak—van Eeghen 1 run (Mann kick)
Den—Dolbin 11 pass from Morton (Turner kick)
Den—Armstrong 7 run (Turner kick)
ATT—75,007

TEAM STATISTICS

	Oak	Den
First downs	17	19
Total net yards	270	278
Net yards rushing	200	98
Net yards passing	70	180
Total plays	71	63
Passes	7-14-0	19-32-1
Return yards	105	79
Penalty yardage	50	28

INDIVIDUAL STATISTICS

Oakland

RUSHING—van Eeghen 31-82, Davis 20-105, Garrett 5-7, Banaszak 1-6. **PASSING**—Stabler 7-14-0, 70 yards. **RECEIVING**—Biletnikoff 2-20, Davis 1-4, Branch 2-25, Casper 2-21.

Denver

RUSHING—Armstrong 9-37, Perrin 9-58, Dolbin 1-(-8), Jensen 1-4, Lytle 1-1. **PASSING**—Morton 19-32-1, 242 yards. **RECEIVING**—Armstrong 3-34, Odoms 5-51, Moses 2-45, Lytle 4-35, Perrin 2-21, Dolbin 3-56.

BRONCOS 21, STEELERS 7

Sunday, Nov. 6 at Denver

Pittsburgh	0	0	0	7	—	7
Denver	14	7	0	0	—	21

Den—Lytle 1 (Turner kick)
 Den—Upchurch 87 punt return (Turner kick)
 Den—Moses 20 pass from Morton (Turner kick)
 Pitt—Stallworth 4 pass from Bradshaw (Gerela kick)
 ATT—74,967

TEAM STATISTICS

	Pit	Den
First downs	19	12
Total net yards	216	174
Net yards rushing	119	99
Net yards passing	97	75
Total plays	68	57
Passes	13-27-0	6-14-0
Return yards	91	167
Penalty yardage	86	134

INDIVIDUAL STATISTICS

Pittsburgh

RUSHING—Harris 23-62, Bleier 10-38, Graff 1-4, Stallworth 1-15. **PASSING**—Bradshaw 13-26-0, 146 yards; Graff 0-1-0, 0 yards. **RECEIVING**—Bleier 4-29, Swann 3-32, Lewis 1-19, Stallworth 4-57, Harris 1-9.

Denver

RUSHING—Armstrong 12-28, Perrin 13-34, Lytle 9-25, Weese 1-1, Morton 1-2, Jensen 2-9. **PASSING**—Morton 5-12-0, 101 yards; Penrose 1-2-0, 12 yards. **RECEIVING**—Odoms 2-33, Lytle 1-14, Jensen 246, Moses 1-20.

BRONCOS 17, CHARGERS 14

Sunday, Nov. 13 at San Diego

Denver	3	0	7	7	—	17
San Diego	7	7	0	0	—	14

SD—Dean 11 fumble return (Benirschke kick)
 Den—FG Turner 35
 SD—Joiner 32 pass from J. Washington (Benirschke kick)
 Den—Moses 33 pass from Morton (Turner kick)
 Den—Moses 8 pass from Morton (Turner kick)
 ATT—45,211

TEAM STATISTICS

	Den	SD
First downs	14	13
Total net yards	222	320
Net yards rushing	102	128
Net yards passing	120	192
Total plays	68	76
Passes	12-32-1	14-33-1
Return yards	118	148
Penalty yardage	65	89

INDIVIDUAL STATISTICS

Denver

RUSHING—Armstrong 6-33, Perrin 9-33, Jensen 7-23, Lytle 6-12, Morton 3-10, Moses 1-(-9). **PASSING**—Morton 12-32-1, 149 yards. **RECEIVING**—Dolbin 2-30, Moses 3-66, Lytle 1-4, Odoms 3-26, Armstrong 3-23.

San Diego

RUSHING—Woods 6-24, Young 12-27, J. Washington 16-26, Matthews 5-18, Rodgers 1-33, C. Williams 2-0. **PASSING**—Harris 13-31-0, 166 yards; J. Washington 1-1-0, 32 yards; Munson 0-1-1, 0 yards. **RECEIVING**—Young 3-4, Joiner 4-79, Rodgers 3-76, Woods 1-15, J. Washington 2-12, Matthews 1-12.

BRONCOS 14, CHIEFS 7

Sunday, Nov. 20 at Kansas City

Denver	0	7	0	7	—	14
Kansas City	0	7	0	0	—	7

Den—Perrin 2 run (Turner kick)
 KC—Marshall 15 pass from Livingston (Stenerud kick)
 Den—Moses 23 pass from Morton (Turner kick)
 ATT—54,050

TEAM STATISTICS

	Den	KC
First downs	21	14
Total net yards	376	299
Net yards rushing	249	139
Net yards passing	127	160
Total plays	72	67
Passes	8-18-2	20-33-1
Return yards	85	85
Penalty yardage	59	76

INDIVIDUAL STATISTICS

Denver

RUSHING—Armstrong 21-120, Keyworth 6-20, Perrin 5-9, Lytle 12-68, Jensen 5-20, Morton 4-12. **PASSING**—Morton 8-18-2, 135 yards. **RECEIVING**—Moses 4-80, Odoms 2-33, Armstrong 1-10, Jensen 1-12.

Kansas City

RUSHING—Podolak 15-39, Bailey 6-43, Livingston 2-(-1), Brockington 3-0, Reed 3-9, Marshall 1-4, Burks 1-51, White 1-(-6). **PASSING**—Livingston 20-33-1, 180 yards. **RECEIVING**—Brunson 5-51, White 2-9, Marshall 3-31, Bailey 2-17, Brockington 4-43, Podolak 4-29.

BRONCOS 27, COLTS 13

Sunday, Nov. 27 at Denver

Baltimore	0	3	10	0	—	13
Denver	7	7	0	13	—	27

Den—Upchurch 41 pass from Morton (Turner kick)
 Den—Dolbin 19 pass from Morton (Turner kick)
 Bal—FG Linhart 40
 Bal—FG Linhart 43
 Bal—Mitchell 15 pass from Jones (Linhart kick)
 Den—T. Jackson 73 interception return (Turner kick)
 Den—Morton 6 run (kick blocked)
 ATT—74,939

TEAM STATISTICS

	Bal	Den
First downs	23	11
Total net yards	326	321
Net yards rushing	90	174
Net yards passing	236	147
Total plays	82	51
Passes	27-46-3	8-14-1
Return yards	103	273
Penalty yardage	40	50

INDIVIDUAL STATISTICS

Baltimore

RUSHING—Mitchell 7-14, Leaks 5-16, McCauley 13-46, Doughty 1-(-5), Jones 1-2, R. Lee 6-17. **PASSING**—Jones 27-46-3, 252 yards. **RECEIVING**—Mitchell 9-74, Scott 1-4, Doughty 4-39, Chester 2-23, McCauley 11-112.

Denver

RUSHING—Lytle 19-71, Keyworth 3-5, Perrin 7-83, Morton 3-12, Jensen 1-3. **PASSING**—Morton 8-14-1, 171 yards. **RECEIVING**—Upchurch 3-79, Moses 1-35, Dolbin 2-35, Odoms 1-18, Perrin 1-4.

BRONCOS 24, OILERS 14

Sunday, Dec. 4 at Houston

Denver	0	14	3	7	—	24
Houston	0	7	7	0	—	14

Hou—Coleman 2 run (Fritsch kick)

Den—Odoms 13 pass from Morton (Turner kick)

Den—Upchurch 13 pass from Morton (Turner kick)

Den—FG Turner 42

Hou—Burrough 29 pass from Pastorini (Fritsch kick)

Den—Weese 5 run (Turner kick)

ATT—46,875

TEAM STATISTICS

	Den	Hou
First downs	23	11
Total net yards	332	251
Net yards rushing	169	112
Net yards passing	163	139
Total plays	77	51
Passes	15-26-1	10-20-0
Return yards	73	13
Penalty yardage	35	57

INDIVIDUAL STATISTICS

Denver

RUSHING—Lytle 11-39, Perrin 10-38, Moses 1-8, Morton 2-17, Jensen 14-40, Keyworth 6-22, Weese 1-5. **PASSING**—Morton 13-22-1, 187 yards; Penrose 2-4-0, 26 yards. **RECEIVING**—Dolbin 1-12, Moses 4-77, Odoms 6-86, Jensen 1-5, Keyworth 1-14, Lytle 1-6, Upchurch 1-13.

Houston

RUSHING—Carpenter 20-64, Coleman 4-16, Wilson 3-15, Pastorini 2-15, Burrough 1-2. **PASSING**—Pastorini 10-19-0, 152 yards; Burrough 0-1-0, 0 yards. **RECEIVING**—Carpenter 3-4, Barber 2-28, Burrough 2-80, Coleman 2-34, Giles 1-6.

BRONCOS 17, CHARGERS 9

Sunday, Dec. 11 at Denver

San Diego	3	3	3	0	—	9
Denver	7	0	0	10	—	17

Den—Perrin 41 pass from Morton (Turner kick)

SD—FG Benirschke 46

SD—FG Benirschke 32

SD—FG Benirschke 27

Den—FG Turner 36

Den—Upchurch 19 run (Turner kick)

ATT—74,905

TEAM STATISTICS

	SD	Den
First downs	17	20
Total net yards	324	298
Net yards rushing	64	56
Net yards passing	260	142
Total plays	66	63
Passes	24-41-2	15-27-3
Return yards	168	145
Penalty yardage	40	66

INDIVIDUAL STATISTICS

San Diego

RUSHING—Young 8-30, Woods 3-1, C. Williams 2-6, Matthews 3-8, Washington 5-12, Rodgers 1-7, Fouts 1-0. **PASSING**—Fouts 24-41-2, 276 yards. **RECEIVING**—Joiner 4-67, Rodgers 4-35, Young 6-62, McDonald 1-7, Klein 1-13, J. Washington 4-36, C. Williams 1-5, Curran 2-40, Woods 1-11.

Denver

RUSHING—Perrin 8-40, Keyworth 12-41, Morton 2-6, Lytle 8-29, Weese 1-21, Upchurch 1-19. **PASSING**—Morton 9-17-0, 133 yards; Penrose 6-10-3, 49 yards. **RECEIVING**—Dolbin 4-46, Perrin 2-44, Moses 1-16, Egloff 1-7, Odoms 6-69, Keyworth 1-0.

COWBOYS 14, BRONCOS 6

Denver	0	0	3	3	—	6
Dallas	7	0	7	0	—	14

Dal—P. Pearson 22 pass from Staubach (Herrera kick)

Dal—Newhouse 7 pass from Staubach (Herrera kick)

Den—FG Turner 22

Den—FG Turner 37

ATT—63,752

TEAM STATISTICS

	Den	Dal
First downs	12	15
Total net yards	178	262
Net yards rushing	98	112
Net yards passing	80	150
Total plays	56	63
Passes	12-28-1	15-20-1
Return yards	73	178
Penalty yardage	35	35

INDIVIDUAL STATISTICS

Denver

RUSHING—Weese 6-33, Perrin 6-21, Keyworth 5-19, Lytle 4-16, Jensen 2-14, Moses 1-(-5). **PASSING**—Weese 10-19-0, 94 yards; Penrose 2-8-1, 18 yards; Morton 0-1-0, 0 yards. **RECEIVING**—Dolbin 5-85, Upchurch 2-14, Odoms 2-11, Moses 1-7, Keyworth 2-(-5).

Dallas

RUSHING—Dorsett 17-50, Newhouse 13-45, P. Pearson 4-15, Staubach 7-4, Brinson 1-(-2). **PASSING**—Staubach 15-20-1, 160 yards. **RECEIVING**—P. Pearson 6-48, DuPree 3-47, D. Pearson 2-38, Dorsett 3-20, Newhouse 1-7.

PLAYOFFS

BRONCOS 34, STEELERS 21

Saturday, Dec. 24 at Denver

After ties at 7, 14, and 21, veteran Jim Turner kicked a 44-yard field goal to put Denver ahead to stay as the Broncos—in their first playoff game ever—beat the perennial AFC Central Champion Steelers. Leading 24-21, the Broncos capped their victory with two fourth-quarter interceptions by linebacker Tom Jackson, the last of which set up Craig Morton's 34-yard game-clinching touchdown pass to Jack Dolbin. Denver capitalized on a blocked punt and a fumble recovery for two scores in the first half, which ended 14-14. Morton and Steeler quarterback Terry Bradshaw traded touchdown passes in the second half before Turner's kick, Jackson's interceptions, and Morton's arm kept Pittsburgh from the AFC title game for the first time in four years. The Denver victory set up a third game between the AFC Western champion Broncos and the AFC Wild Card Raiders, who split two regular season games.

Pittsburgh	0	14	0	7	—	21
Denver	7	7	7	13	—	34

Den—Lytle 7 run (Turner kick)

Pit—Bradshaw 1 run (Gerela kick)

Den—Armstrong 10 run (Turner kick)

Pit—Harris 1 run (Gerela kick)

Den—Odoms 30 pass from Morton (Turner kick)

Pit—Brown 1 pass from Bradshaw (Gerela kick)

Den—FG Turner 44

Den—FG Turner 25

Den—Dolbin 34 pass from Morton (Turner kick)

ATT—75,011

TEAM STATISTICS

	Pit	Den
First downs	18	15
Total net yards	304	258
Net yards rushing	127	103
Net yards passing	177	155
Total plays	76	61
Passes	19-37-3	11-23-0
Return yards	135	161
Penalty yardage	67	20

INDIVIDUAL STATISTICS

Pittsburgh

RUSHING—Harris 28-92, Bleier 7-14, Bradshaw 4-21. **PASSING**—Bradshaw 19-37-3, 177 yards. **RECEIVING**—Harris 4-20, Cunningham 3-42, Swann 1-6, Stallworth 4-80, Bleier 2-10, Brown 1-1, Maxson 3-11, Grossman 1-7.

Denver

RUSHING—Lytle 12-26, Keyworth 5-20, Jensen 4-13, Armstrong 11-44, Morton 5-0. **PASSING**—Morton 11-23-0, 164 yards. **RECEIVING**—Jensen 2-33, Odoms 5-43, Moses 2-45, Armstrong 1-9, Dolbin 1-34.

BRONCOS 20, RAIDERS 17

AFC CHAMPIONSHIP

Sunday, Jan. 1 at Denver

Denver quarterback Craig Morton threw two touchdown passes to Haven Moses as the Broncos defeated the defending

NFL Champion Oakland Raiders 20-17 and moved into their first Super Bowl. Morton, who was drafted and spent nine-and-a-half years with the Cowboys, would face his former Dallas teammates after completing 10 of 20 passes for 224 yards. It would be the second meeting in five weeks for these two teams—Dallas won 14-6 in the regular season finale as Morton played only the opening series due to a bruised hip. On a sunny, 18-degree day before 74,982 Denver partisans, the Raiders scored on their initial possession as Errol Mann kicked a 20-yard field goal to climax an 18-play drive. Morton hit Moses on their first scoring hookup two plays later on a 74-yard touchdown bomb, and the Broncos were on top to stay. Denver took advantage of two Oakland turnovers in the second half to win its second game in three meetings with the Raiders during the 1977 season. Defensive end Brison Manor recovered running back Clarence Davis' fumble at the Oakland 17 and running back Jon Keyworth scored from the 1-yard line to increase the margin to 14-3 in the third quarter. Oakland quarterback Ken Stabler hit tight end Dave Casper on the first of two scoring passes to narrow the lead to 14-10 with 39 seconds elapsed in the final period. But on Oakland's next possession, linebacker Bob Swenson intercepted a Stabler pass and ran to the Raiders' 14. Morton then threw 12 yards to Moses for the Broncos' final touchdown. Oakland finished the scoring on the next series as Stabler threw 17 yards to Casper for the game's last touchdown. Denver controlled the ball for the final 3:08 and gave Red Miller the AFC title in his first year as a head coach. Moses, a 10-year veteran, had five receptions for 168 yards. The Denver defense, which was No. 1 against the rush in the NFL during the regular season, held the Raiders to 94 yards on the ground.

Oakland	3	0	0	14	—	17
Denver	7	0	7	6	—	20

Oak—FG Mann 20

Den—Moses 74 pass from Morton (Turner kick)

Den—Keyworth 1 run (Turner kick)

Oak—Casper 7 pass from Stabler (Mann kick)

Den—Moses 12 pass from Morton (pass failed)

Oak—Casper 17 pass from Stabler (Mann kick)

ATT—74,982

TEAM STATISTICS

	Oak	Den
First downs	20	16
Total net yards	298	308
Net yards rushing	94	91
Net yards passing	204	217
Total plays	72	58
Passes	17-35-1	10-20-1
Return yards	152	93
Penalty yardage	6	46

INDIVIDUAL STATISTICS

Oakland

RUSHING—Davis 9-1, van Eeghen 20-71, Banaszak 7-22. **PASSING**—Stabler 17-35-1. **RECEIVING**—van Eeghen 2-8, Biletnikoff 4-38, Branch 3-59, Casper 5-71, Siani 1-12, Banaszak 1-2, Bradshaw 1-25.

Denver

RUSHING—Keyworth 8-19, Lytle 7-26, Perrin 11-42, Armstrong 7-16, Morton 2-(-4), Jensen 1-2, Moses 1-(-10). **PASSING**—Morton 10-20-1, 224 yards. **RECEIVING**—Moses 5-168, Perrin 2-20, Odoms 1-13, Keyworth 1-3, Jensen 1-20.

SUPER BOWL XII

COWBOYS 27, BRONCOS 10

Sunday, Jan. 15, at New Orleans

The Dallas Cowboys evened their Super Bowl record at 2-2 by defeating the Denver Broncos 27-10 before a sellout crowd of 76,400, plus 90 million television viewers, the largest audience ever to watch a sporting event. Dallas converted two pass interceptions by safety Randy Hughes and cornerback Aaron Kyle into 10 points and Efen Herrera added a 35-yard field goal to give the Cowboys at 13-0 halftime advantage.

The Denver offense had trouble getting untracked against the hard-hitting Cowboy defense. The Broncos lost three fumbles and were intercepted twice on their last five possessions of the first half. The Broncos came back momentarily at the outset of the third period. Craig Morton engineered a drive to the Cowboys 30-yard line from where Jim Turner booted a 47-yard field goal to make the score 13-3. After an exchange of punts, Dallas wide receiver Butch Johnson made a spectacular diving catch in the end zone to complete a 45-yard pass from Roger Staubach to put the Cowboys ahead 20-3.

However, the momentum swung back to the Broncos as Rick Upchurch returned the kickoff 67 yards to the Dallas 26. On the second play of the series, Norris Weese relieved Craig Morton at quarterback. Morton, who was intercepted only eight times during the regular season, had thrown a Super Bowl record four interceptions. Weese guided the Broncos to a touchdown—a one-yarder by Ron Lytle—to cut the Dallas lead to 20-10 with 5:39 left in the third quarter.

Dallas clinched the victory when running back Robert Newhouse threw a 29-yard touchdown pass to Golden Richards on an option play with 7:04 remaining in the game. It was the first pass thrown by Newhouse since the 1975 regular season. The Cowboys offense amassed 325 yards while the defense limited the Broncos to 156 in a game which saw the Cowboys control the ball 38:34 to Denver's 21:26. Roger Staubach completed 17 of 25 passes for 183 yards while Harvey Martin and Randy White, who were named Co-MVPs, led the Cowboys defense which recovered four fumbles and intercepted four passes.

Dallas	10	3	7	7	—	27
Denver	0	0	10	0	—	10

Dal—Dorsett 3 run (Herrera kick)
 Dal—FG Herrera 35
 Dal—FG Herrera 43
 Den—FG Turner 47
 Dal—Johnson 45 pass from Staubach (Herrera kick)
 Den—Lytle 1 run (Turner kick)
 Dal—Richards 29 pass from Newhouse (Herrera kick)
 ATT—76,400

TEAM STATISTICS

	Dal	Den
First downs	17	11
Total net yards	325	156
Net yards rushing	143	121
Net yards passing	182	35
Total plays	71	58
Passes	19-28-0	8-25-4
Return yards	97	195
Penalty yardage	94	60

INDIVIDUAL STATISTICS

Dallas

RUSHING—Johnson 1-(-9), Dorsett 15-66, Newhouse 14-55, P. Pearson 3-11, Staubach 3-6, White 1-13, Laidlaw 1-1. **PASSING**—Staubach 17-25-0, 183 yards; White 1-2-0, 5 yards; Newhouse 1-1-0-29 yards. **RECEIVING**—P. Pearson 5-37, Dorsett 2-11, DuPree 4-66, Newhouse 3-(-1), Johnson 2-53, Richards 2-38, D. Pearson 1-13.

Denver

RUSHING—Keyworth 5-9, Armstrong 7-27, Lytle 10-35, Perrin 3-8, Jensen 1-16, Weese 3-26. **PASSING**—Morton 4-15-4, 39 yards; Weese 4-10-0, 22 yards. **RECEIVING**—Moses 1-21, Perrin 1-(-7), Dolbin 2-24, Odoms 2-9, Jensen 1-5, Upchurch 1-9.

1977 FINAL STANDINGS

American Football Conference

Eastern Division

	W	L	T	Pct.	Pts.	OP
*Baltimore	10	4	0	.714	295	221
Miami	10	4	0	.714	313	197
New England	9	5	0	.643	278	217
N. Y. Jets	3	11	0	.214	191	300
Buffalo	3	11	0	.214	160	313

Central Division

*Pittsburgh	9	5	0	.643	283	243
Houston	8	6	0	.571	299	230
Cincinnati	8	6	0	.571	238	235
Cleveland	6	8	0	.429	269	267

Western Division

*Denver	12	2	0	.857	274	148
#Oakland	11	3	0	.786	351	230
San Diego	7	7	0	.500	222	205
Seattle	5	9	0	.357	282	373
Kansas City	2	12	0	.143	225	349

National Football Conference

Eastern Division

	W	L	T	Pct.	Pts.	OP
*Dallas	12	2	0	.857	345	212
Washington	9	5	0	.643	196	189
St. Louis	7	7	0	.500	272	287
Philadelphia	5	9	0	.357	220	207
New York Giants	5	9	0	.357	181	265

Central Division

*Minnesota	9	5	0	.643	231	227
#Chicago	9	5	0	.643	255	253
Detroit	6	8	0	.429	183	252
Green Bay	4	10	0	.286	134	219
Tampa Bay	2	12	0	.143	103	223

Western Division

*Los Angeles	10	4	0	.714	302	146
Atlanta	7	7	0	.500	179	129
San Francisco	5	9	0	.357	220	260
New Orleans	3	11	0	.214	232	336

*Division Winner
 #Wild Card for Playoffs

AFC Divisional Playoffs

Denver 34, Pittsburgh 21
Oakland 37, Baltimore 31 (OT)

NFC Divisional Playoffs

Dallas 37, Chicago 7
Minnesota 14, Los Angeles 7

AFC Championship Game

Denver 20, Oakland 17

NFC Championship Game

Dallas 23, Minnesota 6

Super Bowl XII

Dallas 27, Denver 10

Pro Bowl

NFC 14, AFC 13

NFL Paid Attendance Again Tops 11 Million


National Football League attendance during the 1977 regular season exceeded 11 million for the second consecutive year and the per-game average of 56,218 was the fifth highest in league history. Also, attendance at all games—including preseason, regular season and postseason—surpassed 15 million for the third time and the second year in a row.

Official paid attendance figures revealed total attendance for 196 regular season games to be 11,018,632. This is a decrease of 51,911 from the 1976 total of 11,070,543. The average of 52,218 was a drop of 264 per game or less than one-half of one percent, from last year's average of 56,482, the third highest ever. The highest regular season average was 58,961 in 1973, when regular season attendance for 182 games was 10,730,933; the second highest average was 57,395 in 1972.

1977 Attendance Breakdown

	Games	Attendance	Average	1976
AFC Preseason	11	463,915	42,174	
NFC Preseason	11	479,524	43,629	
AFC-NFC Preseason, Interconference	63	2,672,225	42,416	
NFL Preseason Total	85	3,615,664	42,537	3,508,419
AFC Regular Season	84	4,691,162	55,847	
NFC Regular Season	84	4,764,931	56,725	
AFC-NFC Regular Season, Interconference	28	1,562,539	55,805	
NFL Regular Season Total	196	11,018,632	56,218	11,070,543
AFC Divisional Playoffs	2	134,984		
Pittsburgh at Denver		(75,059)		
Oakland at Baltimore		(59,925)		
AFC Championship (Oakland at Denver)	1	75,044		
NFC Divisional Playoffs	2	133,463		
Chicago at Dallas		(63,260)		
Minnesota at Los Angeles		(70,203)		
NFC Championship (Minnesota at Dallas)	1	64,293		
Super Bowl XII (Denver vs. Dallas)	1	75,804	(New Orleans)	
AFC-NFC Pro Bowl (Tampa)	1	51,337		
Postseason Total	8	534,925		492,884
NFL All Games	289	15,159,221		15,071,846

HISTORY AND RECORDS



NOTABLE PERFORMANCES

THE LAST TIME . . .

PUNT RETURN FOR TOUCHDOWN—

Broncos: Rick Upchurch, 87 yards, vs. Pittsburgh, 11/6/77.
Opponent: Mike Haynes, 62 yards, at New England, 11/28/76.

KICKOFF RETURN FOR TOUCHDOWN—

Broncos: Randy Montgomery, 94 yards, at San Diego, 9/24/72.
Opponent: Cullen Bryant, 84 yards, vs. Los Angeles, 9/15/74.

INTERCEPTION RETURN FOR TOUCHDOWN—

Broncos: Tom Jackson, 73 yards, vs. Baltimore, 11/27/77.
Opponent: Allan Ellis, 22 yards, at Chicago, 12/12/76.

FUMBLE RETURN FOR TOUCHDOWN (DEFENSE)—

Broncos: Randy Polt, 26 yards (lateral from Swenson) vs. Tampa Bay, 11/7/76.
Opponent: Fred Dean, 11 yards, at San Diego, 11/13/77.

BLOCKED PUNT RETURN FOR TOUCHDOWN—

Broncos: John Griffin, 10 yards, vs. Houston, 10/17/65.
Opponent: Jim Stienke, 1 yard, vs. New York Giants, 11/21/76.

BLOCKED FIELD GOAL RETURN FOR TOUCHDOWN—

Broncos: John Bramlett, 86 yards, vs. San Diego, 11/27/66.
Opponent: Les Duncan, 72 yards, at San Diego, 11/23/67.

SAFETY—

Broncos: Ken Criter blocked punt out of end zone, at San Diego, 12/9/73.
Opponent: Willie Lanier tackled Otis Armstrong in end zone, vs. Kansas City, 11/18/74.

SHUTOUT—

Broncos: Denver 7, St. Louis 0, 9/18/77.
Opponent: Denver 0, at San Diego 17, 12/15/74.

100 YARDS RUSHING—

Broncos: Otis Armstrong, 21-120 yards, at Kansas City, 11/20/77.
Opponent: Clarence Davis, 20-105, vs. Oakland, 10/30/77.

300 YARDS PASSING—

Broncos: Charley Johnson, 12-20, 329 yards, 3 TD, vs. Kansas City, 9/21/75.
Opponent: Joe Gilliam, 31-50, 348 yards, 1 TD, vs. Pittsburgh, 9/22/74. (Overtime game; at end of regulation play, Gilliam was 29-44 for 339 yards and 1 TD.)

100 YARDS RECEIVING—

Broncos: Haven Moses, 5-168 yards, 2 TD, vs. Oakland, 1/1/78. (Playoff game.) Rick Upchurch, 3-153 yards, 1 TD, vs. Kansas City, 9/21/75.
Opponent: Don McCauley, 11-112 yards, 0 TD, vs. Baltimore, 11/27/77.

1,000-YARD RUSHING SEASONS

OTIS ARMSTRONG, 1974—1,407 yards and 9 TDs

		Carries	Yards	Cumulative
9/15	vs. Los Angeles	12	31	12-31
9/22	vs. Pittsburgh	19	131	31-162
9/30	at Washington	11	32	42-194
10/6	at Kansas City	14	48	56-242
10/13	vs. New Orleans	13	57	69-299
10/20	vs. San Diego	20	98	89-397
10/27	at Cleveland	17	142	106-539
11/3	vs. Oakland	20	88	126-627
11/10	at Baltimore	19	110	145-737
11/18	vs. Kansas City	16	55	161-792
11/24	at Oakland	29	146	190-938
11/28	at Detroit	24	144	214-1,082
12/8	vs. Houston	31	183	245-1,265
12/15	at San Diego	18	142	263-1,407

1,000-YARD RUSHING SEASONS (Continued)

FLOYD LITTLE, 1971—1,133 yards and 6 TDs

		Carries	Yards	Cumulative
9/19	vs. Miami	23	70	23-70
9/26	at Green Bay	16	53	39-123
10/3	vs. Kansas City	13	27	52-150
10/10	vs. Oakland	16	39	68-189
10/17	vs. San Diego	17	62	85-251
10/24	at Cleveland	25	113	110-364
10/31	at Philadelphia	24	123	134-487
11/7	vs. Detroit	22	91	156-578
11/14	vs. Cincinnati	22	101	178-679
11/21	at Kansas City	13	63	191-742
11/28	at Pittsburgh	22	91	213-833
12/5	vs. Chicago	29	125	242-958
12/12	at San Diego	18	96	260-1,054
12/19	at Oakland	24	79	284-1,133

OTIS ARMSTRONG, 1976—1,008 yards and 5 TDs

		Carries	Yards	Cumulative
9/12	at Cincinnati	24	96	24-96
9/19	vs. New York Jets	17	94	41-190
9/26	vs. Cleveland	18	23	59-213
10/3	vs. San Diego	23	91	82-304
10/10	at Houston	12	47	94-351
10/17	vs. Oakland	21	70	115-421
10/24	at Kansas City	16	101	131-522
10/31	at Oakland	14	63	145-585
11/7	vs. Tampa Bay	18	116	163-701
11/14	at San Diego	13	35	176-736
11/21	vs. New York Giants	24	97	200-833
11/28	at New England	4	14	204-847
12/5	vs. Kansas City	17	45	221-892
12/12	at Chicago	26	116	247-1,008

100-YARD RUSHING GAMES

Player	Performance	Opponent
Don Stone	17-104, 1 TD	Oct. 6, 1963 vs. San Diego
Billy Joe	20-105, 0 TD	Nov. 17, 1963 vs. New York
Billy Joe	16-108, 1 TD	Nov. 15, 1964 vs. New York
Cookie Gilchrist	32-142, 0 TD	Sept. 24, 1965 at Boston
Cookie Gilchrist	16-119, 0 TD	Nov. 14, 1965 at Houston
Floyd Little	25-126, 1 TD	Oct. 27, 1968 vs. Miami
Floyd Little	30-147, 1 TD	Nov. 3, 1968 at Boston
Floyd Little	21-105, 1 TD	Sept. 14, 1969 vs. Boston
Floyd Little	15-104, 1 TD	Sept. 21, 1969 vs. New York Jets
Floyd Little	29-166, 1 TD	Oct. 19, 1969 at Cincinnati
Floyd Little	16-140, 1 TD	Oct. 25, 1970 at San Francisco
Bobby Anderson	25-106, 1 TD	Oct. 17, 1971 vs. San Diego
Floyd Little	25-113, 1 TD	Oct. 24, 1971 at Cleveland
Floyd Little	24-123, 1 TD	Oct. 31, 1971 at Philadelphia
Floyd Little	22-101, 0 TD	Nov. 14, 1971 vs. Cincinnati
Floyd Little	29-125, 0 TD	Dec. 5, 1971 vs. Chicago
Floyd Little	22-101, 0 TD	Sept. 17, 1972 vs. Houston
Floyd Little	18-100, 2 TD	Oct. 15, 1972 vs. Minnesota
Floyd Little	14-124, 1 TD	Nov. 5, 1972 at New York Giants
Joe Dawkins	30-117, 0 TD	Oct. 28, 1973 at New York Jets
Floyd Little	19-123, 1 TD	Oct. 14, 1973 at Houston
Floyd Little	22-109, 2 TD	Nov. 11, 1973 vs. San Diego
Otis Armstrong	19-131, 0 TD	Sept. 22, 1974 vs. Pittsburgh
Otis Armstrong	17-142, 1 TD	Oct. 27, 1974 at Cleveland
Otis Armstrong	19-110, 1 TD	Nov. 10, 1974 at Baltimore
Otis Armstrong	29-146, 0 TD	Nov. 24, 1974 at Oakland
Jon Keyworth	15-148, 1 TD	Nov. 24, 1974 at Oakland
Otis Armstrong	24-144, 1 TD	Nov. 28, 1974 at Detroit

100 YARD RUSHING GAMES (Continued)

Otis Armstrong	31-183, 3 TD	Dec. 8, 1974 vs. Houston
Otis Armstrong	18-142, 0 TD	Dec. 15, 1974 at San Diego
Jon Keyworth	20-132, 0 TD	Nov. 30, 1975 vs. San Diego
Otis Armstrong	16-101, 1 TD	Oct. 24, 1976 at Kansas City
Otis Armstrong	18-116, 0 TD	Nov. 7, 1976 vs. Tampa Bay
Otis Armstrong	26-116, 1 TD	Dec. 12, 1976 at Chicago
Norris Weese	12-120, 0 TD	Dec. 12, 1976 at Chicago
Otis Armstrong	21-120, 0 TD	Nov. 20, 1977 at Kansas City

TOTALS—Floyd Little 15, Otis Armstrong 11, Billy Joe 2, Cookie Gilchrist 2, Jon Keyworth 2, Donnie Stone 1, Bobby Anderson 1, Joe Dawkins 1, Norris Weese 1.

300-YARD PASSING GAMES

Player	Performance	Opponent
Frank Tripucka	30-52-2, 375 yards and 3 TD	Nov. 6, 1960 vs. Houston
Frank Tripucka	19-41-5, 328 yards and 3 TD	Nov. 27, 1960 vs. Buffalo
Frank Tripucka	28-47-2, 376 yards and 2 TD	Sept. 7, 1962 vs. San Diego
Frank Tripucka	29-56-3, 447 yards and 2 TD	Sept. 15, 1962 at Buffalo
Frank Tripucka	26-40-1, 308 yards and 1 TD	Oct. 21, 1962 vs. Houston
Jacky Lee	11-36-1, 370 yards and 1 TD	Dec. 5, 1965 at Oakland
John McCormick	13-37-3, 328 yards and 3 TD	Dec. 18, 1966 at Buffalo
Marlin Briscoe	12-29-2, 335 yards and 4 TD	Nov. 24, 1968 vs. Buffalo
Steve Tensi	19-26-1, 301 yards and 3 TD	Nov. 23, 1969 at San Diego
Charley Johnson	20-28-0, 361 yards and 2 TD	Oct. 22, 1972 at Oakland
Charley Johnson	24-39-2, 326 yards and 1 TD	Sept. 20, 1973 vs. Chicago
Charley Johnson	28-42-2, 445 yards and 2 TD	Nov. 18, 1974 vs. Kansas City
Charley Johnson	12-20-2, 329 yards and 3 TD	Sept. 21, 1975 vs. Kansas City

TOTALS—Frank Tripucka 5, Charley Johnson 4, Jacky Lee 1, John McCormick 1, Marlin Briscoe 1, Steve Tensi 1.

100-YARD RECEIVING GAMES

Player	Performance	Opponent
Al Carmichael	6-130, 1 TD	Sept. 9, 1960 at Boston
Lionel Taylor	6-125, 1 TD	Sept. 23, 1960 at New York
Lionel Taylor	7-101, 2 TD	Oct. 2, 1960 vs. Oakland
Al Carmichael	3-109, 2 TD	Oct. 23, 1960 vs. Boston
Lionel Taylor	10-106, 1 TD	Oct. 23, 1960 vs. Boston
Lionel Taylor	10-140, 1 TD	Nov. 6, 1960 vs. Houston
Al Carmichael	7-117, 2 TD	Nov. 6, 1960 vs. Houston
Lionel Taylor	10-138, 0 TD	Nov. 20, 1960 at Houston
Lionel Taylor	9-199, 3 TD	Nov. 27, 1960 vs. Buffalo
Lionel Taylor	9-171, 1 TD	Dec. 10, 1960 at Los Angeles
Lionel Taylor	7-132, 2 TD	Sept. 10, 1961 at Buffalo
Lionel Taylor	11-126, 0 TD	Sept. 24, 1961 at New York
Lionel Taylor	9-118, 0 TD	Oct. 1, 1961 at Oakland
Lionel Taylor	7-120, 1 TD	Oct. 8, 1961 vs. Dallas
Al Frazier	7-166, 1 TD	Oct. 15, 1961 vs. Oakland
Al Frazier	6-126, 1 TD	Oct. 22, 1961 vs. New York
Al Frazier	5-125, 1 TD	Nov. 12, 1961 vs. San Diego
Lionel Taylor	10-119, 0 TD	Nov. 12, 1961 vs. San Diego
Donnie Stone	9-137, 1 TD	Dec. 3, 1961 vs. Boston
Lionel Taylor	9-133, 0 TD	Sept. 15, 1962 at Buffalo
Al Frazier	4-125, 1 TD	Sept. 15, 1962 at Buffalo
Lionel Taylor	12-119, 0 TD	Sept. 21, 1962 at Boston
Jerry Tarr	4-152, 2 TD	Sept. 21, 1962 at Boston
Lionel Taylor	7-110, 0 TD	Dec. 9, 1962 at Dallas
Lionel Taylor	7-169, 1 TD	Sept. 29, 1963 vs. Boston
Lionel Taylor	7-142, 2 TD	Oct. 6, 1963 vs. San Diego
Bob Scarpitto	4-134, 2 TD	Oct. 13, 1963 vs. Houston
Lionel Taylor	10-116, 1 TD	Dec. 15, 1963 at Oakland
Gene Prebola	4-106, 1 TD	Dec. 15, 1963 at Oakland
Lionel Taylor	8-149, 0 TD	Sept. 27, 1964 vs. Houston
Hewritt Dixon	4-109, 0 TD	Oct. 25, 1964 at Oakland
Hewritt Dixon	5-121, 1 TD	Nov. 1, 1964 at Kansas City

100-YARD RECEIVING GAMES (Continued)

Al Denson	3-113, 1 TD	Nov. 1, 1964 at Kansas City
Lionel Taylor	13-112, 0 TD	Nov. 29, 1964 vs. Oakland
Bob Scarpitto	11-111, 1 TD	Dec. 20, 1964 at Houston
Bob Scarpitto	5-108, 2 TD	Sept. 11, 1965 at San Diego
Lionel Taylor	9-172, 1 TD	Sept. 19, 1965 vs. Buffalo
Lionel Taylor	7-114, 0 TD	Nov. 7, 1965 vs. San Diego
Lionel Taylor	11-141, 1 TD	Nov. 21, 1965 vs. Oakland
Lionel Taylor	8-164, 0 TD	Dec. 5, 1965 at Oakland
Wendell Hayes	5-126, 1 TD	Dec. 5, 1965 at Oakland
Al Denson	5-158, 1 TD	Oct. 2, 1966 vs. Houston
Charlie Mitchell	4-126, 1 TD	Dec. 4, 1966 vs. Miami
Bob Scarpitto	5-123, 3 TD	Dec. 18, 1966 at Buffalo
Al Denson	4-131, 2 TD	Sept. 3, 1967 vs. Boston
Al Denson	7-134, 1 TD	Sept. 24, 1967 vs. New York Jets
Eric Crabtree	6-123, 1 TD	Oct. 22, 1967 vs. San Diego
Al Denson	4-107, 1 TD	Oct. 29, 1967 at Kansas City
Al Denson	7-102, 2 TD	Nov. 19, 1967 at Buffalo
Eric Crabtree	8-107, 1 TD	Nov. 23, 1967 at San Diego
Eric Crabtree	6-129, 1 TD	Dec. 17, 1967 vs. Kansas City
Al Denson	8-115, 0 TD	Sept. 15, 1968 at Cincinnati
Eric Crabtree	7-113, 0 TD	Sept. 22, 1968 at Kansas City
Eric Crabtree	5-148, 1 TD	Oct. 13, 1968 at New York Jets
Jimmy Jones	8-128, 2 TD	Oct. 20, 1968 at San Diego
Floyd Little	4-165, 1 TD	Nov. 24, 1968 vs. Buffalo
Al Denson	31, 2 TD	Dec. 8, 1968 at Oakland
Mike Haffner	4-122, 0 TD	Dec. 14, 1968 vs. Kansas City
Al Denson	6-138, 1 TD	Sept. 28, 1969 at Buffalo
Mike Haffner	6-102, 1 TD	Oct. 26, 1969 at Houston
Al Denson	6-140, 2 TD	Nov. 23, 1969 at San Diego
John Embree	9-122, 1 TD	Nov. 23, 1969 at San Diego
Jerry Simmons	6-153, 0 TD	Nov. 21, 1971 at Kansas City
Rod Sherman	4-110, 0 TD	Sept. 17, 1972 vs. Houston
Jerry Simmons	6-118, 1 TD	Oct. 22, 1972 at Oakland
Bobby Anderson	13-143, 0 TD	Sept. 10, 1973 vs. Chicago
Riley Odoms	5-114, 1 TD	Nov. 4, 1973 at St. Louis
Haven Moses	5-108, 2 TD	Nov. 25, 1973 vs. Kansas City
Haven Moses	5-132, 0 TD	Oct. 13, 1974 vs. New Orleans
Floyd Little	7-127, 0 TD	Oct. 20, 1974 vs. San Diego
Riley Odoms	7-125, 0 TD	Nov. 18, 1974 vs. Kansas City
Rick Upchurch	3-153, 1 TD	Sept. 21, 1975 vs. Kansas City
*Haven Moses	5-168, 2 TD	Jan. 1, 1978 vs. Oakland

TOTALS—Lionel Taylor 24, Al Denson 10, Eric Crabtree 5, Al Frazier 4, Bob Scarpitto 4, Al Carmichael 3, Haven Moses 3 (includes one playoff game), Hewritt Dixon 2, Mike Haffner 2, Floyd Little 2, Jerry Simmons 2, Riley Odoms 2, Jimmy Jones 1, Gene Prebola 1, Jerry Tarr 1, Donnie Stone 1, Wendell Hayes 1, Charlie Mitchell 1, John Embree 1, Rod Sherman 1, Bobby Anderson 1, Rick Upchurch 1.

PRONUNCIATION GUIDE

ALZADO	Al-ZAY-dough
CHAVOUS	CHAY-vus
COZENS	Cousins
DOLBIN	DOLL-bin
GEHRKE	GUR-key
GRADISHAR	GRAD-i-shar
LYTLE	LIE-tul
NAIRNE	Nairn
POLT	PO-tul
LATIMER	LATT-i-mur
RIZZO	RIZ-o
SENINI	Sen-IN-ee

ALL-TIME HONORS

1977—Pro Bowl: Lyle Alzado, Randy Gradishar, Tom Jackson, Billy Thompson, Louis Wright. All-NFL: Lyle Alzado (AP, UPI, PFW), Randy Gradishar (AP, UPI, PFW), Tom Jackson (AP, UPI, PFW), Billy Thompson (AP). All-AFC: Louis Wright (PFW), Billy Thompson (PFW).

1976—Pro Bowl: Rick Upchurch, Otis Armstrong. All-NFL: Rick Upchurch, Hartman Award Winners: Riley Odoms, Tom Jackson, Rick Upchurch.

1975—Pro Bowl: Randy Gradishar, Riley Odoms. All-Pro: Riley Odoms, Hartman Award Winners: Bobby Maples, Lyle Alzado, Jim Turner.

1974—Pro Bowl: Otis Armstrong, Riley Odoms. All-Pro: Riley Odoms, Otis Armstrong, Hartman Award Winners: Otis Armstrong, Tom Jackson, Ken Criter.

1973—Pro Bowl: Floyd Little, Haven Moses, Paul Smith, Riley Odoms. All-Pro: Riley Odoms, Hartman Award Winners: Charley Johnson, Paul Smith.

1972—Pro Bowl: Floyd Little, Paul Smith.

1971—Pro Bowl: Floyd Little, Rich Jackson.

1970—Pro Bowl: Rich Jackson. All-Pro: Rich Jackson.

1969—All-AFL: Floyd Little, Rich Jackson. AFL All-Star Game: Rich Jackson, Al Denson, Mike Current, George Goeddeke, Floyd Little, Dave Costa.

1968—All-AFL: Rich Jackson. AFL All-Star Game: Floyd Little, Dave Costa, Rich Jackson.

1967—AFL All-Star Game: Al Denson, Larry Kaminski, Dave Costa, Nemiah Wilson.

1966—All-AFL: Bob Scarpitto. AFL All-Star Game: Bob Scarpitto, Jerry Strum, Goose Gonsoulin, John Bramlett.

1965—All-AFL: Cookie Gilchrist, Lionel Taylor, Eldon Dannenhauer. AFL All-Star Game: Eldon Dannenhauer, Cookie Gilchrist.

1964—All-AFL: Willie Brown. AFL All-Star Game: Willie Brown, Jerry Strum, Goose Gonsoulin, Jim Fraser.

1963—All-AFL: Goose Gonsoulin. AFL All-Star Game: Bud McFadin, Goose Gonsoulin.

1962—All-AFL: Bud McFadin, Goose Gonsoulin, Eldon Dannenhauer, Bob Zeman. AFL All-Star Game: Eldon Dannenhauer, Bud McFadin, Gene Mingo, Bob Zeman, Goose Gonsoulin, Jim Fraser.

1961—All-AFL: Lionel Taylor, Bud McFadin. AFL All-Star Game: Bud McFadin, Ken Adamson, Goose Gonsoulin, Don Stone.

1960—All-AFL: Lionel Taylor, Bud McFadin, Goose Gonsoulin.

Pre-Season Television

The Broncos' two road games during the pre-season schedule will be seen in Denver on KBTB, Channel 9. KBTB and the Broncos signed an agreement this Spring for the away games to be seen exclusively on Channel 9.

The two home games will be both telecast nationally. The home opener with the Dallas Cowboys will be handled by CBS-TV, while ABC-TV will televise the pre-season finale from Mile High Stadium against San Francisco.

The pre-season TV schedule as seen in Denver is: Aug. 5—at Houston (7 p.m., Channel 9); Aug. 12—Dallas at Denver (1 p.m., Channel 7); Aug. 19—at Buffalo (5:30 p.m., Channel 9); and Aug. 25—San Francisco at Denver (7 p.m., Channel 9).

The Denver Broncos, With Red Miller

KBTB Channel 9 will air the Red Miller Show Monday evenings at 6:30 p.m. during the season, with the Bronco coach present to provide commentary on both the previous and the upcoming games.

Lynn Sanner will host the show, with a Bronco player the special guest with Miller each week.

ALL-TIME SCORES

REGULAR SEASON RESULTS

1960				1961			
Coach: Frank Filchuck		4-9-1	Attend.	Coach: Frank Filchuck		3-11-0	Attend.
13	At Boston	10	21,597	22	At Buffalo	10	16,636
27	At Buffalo	21	15,229	17	At Boston	45	14,479
24	At New York	28	20,462	28	At New York	35	14,381
31	Oakland	14	18,372	19	At Oakland	33	8,361
19	Los Angeles	23	19,141	12	Dallas	19	14,500
31	Boston	24	12,683	27	Oakland	24	11,129
14	Dallas	17	13,002	27	New York	10	12,508
25	Houston	45	14,489	0	At San Diego	37	32,584
7	At Dallas	34	21,000	14	Houston	55	11,564
10	At Houston	20	20,778	16	San Diego	19	7,859
38	Buffalo	38	7,785	10	Buffalo	23	7,645
27	New York	30	5,861	14	At Houston	45	27,874
33	At Los Angeles	41	9,928	24	Boston	28	9,303
10	At Oakland	48	7,000	21	At Dallas	49	8,000

1962				1963			
Coach: Jack Faulkner		7-7-0	Attend.	Coach: Jack Faulkner		2-11-1	Attend.
30	San Diego	21	28,000	7	Kansas City	59	21,115
23	At Buffalo	20	30,577	14	At Houston	20	23,047
16	At Boston	41	21,038	14	Boston	10	18,636
32	At New York	10	17,213	50	San Diego	34	19,137
44	Oakland	7	22,452	24	Houston	33	24,896
23	At Oakland	6	7,000	21	At Boston	40	25,418
20	Houston	10	34,496	35	At New York	35	22,553
38	Buffalo	45	26,051	28	Buffalo	30	19,424
23	At San Diego	20	20,827	17	At Buffalo	27	30,989
29	Boston	33	28,187	9	New York	14	14,247
3	Dallas	24	23,523	10	Oakland	26	14,763
45	New York	45	15,776	21	At Kansas City	52	17,433
17	At Houston	34	30,650	31	At Oakland	35	15,223
10	At Dallas	17	19,137	20	At San Diego	58	31,312

1964				1965			
Coach: Jack Faulkner (4 games) and Mac Speedie (10 games)		2-11-1	Attend.	Coach: Mac Speedie		4-10-0	Attend.
6	At New York	30	45,665	31	At San Diego	34	27,022
13	At Buffalo	30	25,141	15	Buffalo	30	30,656
17	Houston	38	22,155	27	At Boston	10	26,782
10	Boston	39	17,851	16	New York	13	34,988
33	Kansas City	27	16,885	23	Kansas City	31	31,001
14	At San Diego	42	23,242	28	Houston	17	32,492
7	At Oakland	40	16,825	13	At Buffalo	31	45,046
39	Kansas City	49	15,053	10	At New York	45	55,572
20	San Diego	31	19,670	21	San Diego	35	33,073
20	New York	16	11,309	31	At Houston	21	28,126
7	At Boston	12	24,979	20	Oakland	28	30,369
20	Oakland	20	15,958	13	At Oakland	24	19,023
19	Buffalo	30	14,431	20	Boston	28	27,207
15	At Houston	34	15,839	35	At Kansas City	45	14,421

1966				1967			
Coach: Mac Speedie (2 games) and Ray Malavasi (12 games)		4-10-0	Attend.	Coach: Lou Saban		3-11-0	Attend.
7	At Houston	45	30,156	26	Boston	21	35,488
10	Boston	24	25,160	0	At Oakland	51	25,423
7	New York	16	28,770	21	At Miami	35	29,381
40	Houston	38	27,203	24	New York	38	35,565
10	At Kansas City	37	33,929	6	At Houston	10	21,798
7	At Miami	24	23,393	16	Buffalo	17	35,188
10	Kansas City	56	26,196	21	San Diego	33	34,465
17	At San Diego	24	25,819	9	At Kansas City	52	44,002
17	At Boston	10	18,154	17	Oakland	21	29,043
3	Oakland	17	26,703	18	Houston	20	30,392
20	San Diego	17	24,860	21	At Buffalo	20	30,891
17	Miami	7	33,306	20	At San Diego	24	34,586
10	At Oakland	28	31,765	33	At New York	24	61,615
21	At Buffalo	38	40,583	24	Kansas City	38	31,660

REGULAR SEASON RESULTS

REGULAR SEASON RESULTS

1968			1969		
Coach: Lou Saban			Coach: Lou Saban		
5-9-0	Attend.		5-8-1	Attend.	
10 At Cincinnati	24 25,049		21 Boston	21 35,488	
2 At Kansas City	34 45,821		19 New York	19 50,583	
17 Boston	20 37,024		28 At Buffalo	41 40,302	
10 Cincinnati	7 41,257		13 Kansas City	26 50,564	
21 At New York	13 62,052		14 Oakland	24 49,511	
24 At San Diego	55 42,953		30 At Cincinnati	23 27,920	
21 Miami	14 44,115		21 At Houston	24 45,348	
35 At Boston	14 18,304		13 San Diego	0 45,511	
7 Oakland	43 50,002		10 At Oakland	41 54,416	
17 At Houston	38 36,075		20 Houston	20 45,002	
34 Buffalo	32 35,201		24 At San Diego	45 34,664	
23 San Diego	47 35,312		17 At Kansas City	31 48,773	
27 At Oakland	33 47,754		24 At Miami	27 25,332	
7 Kansas City	30 38,463		27 Cincinnati	16 42,196	

1970			1971		
Coach: Lou Saban			Coach: Lou Saban (9 games) and Jerry Smith (5 games)		
5-8-1	Attend.		4-9-1	Attend.	
25 At Buffalo	10 34,882		10 Miami	10 51,200	
16 Pittsburgh	13 50,705		13 At G. Bay (Milw.)	34 47,957	
26 Kansas City	13 50,705		3 Kansas City	16 51,200	
23 At Oakland	35 54,436		16 Oakland	27 51,200	
24 Atlanta	10 50,705		20 San Diego	16 51,200	
14 At San Francisco	19 39,515		27 At Cleveland	0 75,674	
3 Washington	19 50,705		16 At Philadelphia	17 65,358	
21 At San Diego	24 48,327		20 Detroit	24 51,200	
19 Oakland	24 50,959		10 Cincinnati	24 51,200	
31 At New Orleans	6 66,837		10 At Kansas City	28 49,945	
21 At Houston	31 35,733		22 At Pittsburgh	10 39,710	
0 At Kansas City	16 50,545		6 Chicago	3 51,200	
17 San Diego	17 50,959		17 At San Diego	45 44,347	
13 Cleveland	27 51,001		13 At Oakland	21 54,651	

1976			1977		
Coach: John Ralston			Coach: Red Miller		
9-5-0	Attend.		12-2-0	Attend.	
7 At Cincinnati	17 53,464		7 St. Louis	0 75,002	
46 New York Jets	3 62,669		26 Buffalo	6 74,897	
44 Cleveland	13 62,975		24 At Seattle	13 53,108	
26 San Diego	0 63,369		23 Kansas City	7 74,878	
7 At Houston	17 47,928		30 At Oakland	7 53,616	
10 Oakland	17 63,431		24 At Cincinnati	13 54,305	
35 At Kansas City	26 57,961		14 Oakland	24 75,007	
6 At Oakland	19 52,169		21 Pittsburgh	7 74,967	
48 Tampa Bay	13 62,703		17 At San Diego	14 45,211	
17 At San Diego	0 32,017		14 At Kansas City	7 54,050	
14 New York Giants	13 63,151		27 Baltimore	13 74,939	
14 At New England	38 61,128		24 At Houston	14 46,875	
17 Kansas City	16 58,170		17 San Diego	9 74,905	
28 At Chicago	14 44,459		6 At Dallas	14 63,752	
			Playoffs		
			34 Pittsburgh	21 75,011	
			20 Oakland	17 74,982	
			Super Bowl		
			10 Dallas	27 76,400	

ALL-TIME PRE-SEASON RESULTS

1960 (0-5)		1967 (3-1)	
6 Boston 43 (Providence, R.I.)		2 Miami 19 (Akron)	
14 Buffalo 31 (Rochester)		13 Detroit 7	
3 At Houston 42		14 Minnesota 9	
0 Dallas 48 (Little Rock)		21 Oakland 17 (N. Platte, Neb.)	
30 At Los Angeles 36			
1961 (1-4)		1968 (2-3)	
13 At Dallas 31 (Midland, Tex.)		15 Cincinnati 13	
48 Oakland 21 (Spokane)		16 Minnesota 39	
27 At Dallas 29 (Ft. Worth)		6 San Francisco 22	
10 Houston 42 (Mobile)		6 San Diego 3 (San Antonio)	
12 At Oakland 49		7 Oakland 23 (Portland)	
1962 (2-2)		1969 (1-4)	
17 Houston 33 (Atlanta)		6 At Minnesota 26	
24 At San Diego 31		22 New Orleans 28	
27 At Dallas 24		19 San Francisco 15	
41 At Oakland 12 (Stockton, Calif.)		10 Boston 26 (Jacksonville)	
		11 At Cincinnati 13	
1963 (2-3)		1970 (3-2)	
27 Houston 10		26 St. Louis 16	
10 At Oakland 35		7 Baltimore 24	
31 San Diego 25		7 S. Francisco 23 (Eugene, Ore.)	
16 At Kansas City 30		30 Chicago 17	
14 Buffalo 21 (Winston-Salem)		16 Boston 14 (Salt Lake City)	
1964 (2-3)		1971 (1-4)	
20 At San Diego 34		13 Washington 17	
7 Oakland 20		10 Atlanta 27 (Memphis)	
32 At Houston 20		17 San Francisco 33 (Spokane)	
10 Kansas City 14 (Ft. Worth)		14 Minnesota 7	
28 Boston 17		17 At Chicago 33	
1965 (1-4)		1972 (2-3)	
24 Kansas City 30		0 At Washington 41	
27 Oakland 17 (Salt Lake City)		13 At St. Louis 17	
6 San Diego 21		27 At San Francisco 24	
3 Houston 25 (San Antonio)		49 New England 24	
20 Oakland 30 (Saramento)		13 Baltimore 20	
1966 (1-3)		1973 (2-3)	
30 Kansas City 32		10 At Washington 14	
3 At Buffalo 25		38 St. Louis 17	
28 Miami 16 (Memphis)		7 At San Francisco 43	
21 Oakland 52		16 Buffalo 14	
		10 Baltimore 17	

1972			1973		
Coach: John Ralston			Coach: John Ralston		
5-9-0	Attend.		7-5-2	Attend.	
30 Houston	17 51,656		10 Cincinnati	10 49,059	
14 At San Diego	37 49,048		34 San Francisco	36 50,966	
24 Kansas City	45 51,656		14 Chicago	33 51,159	
10 At Cincinnati	21 55,812		14 At Kansas City	16 71,414	
20 Minnesota	23 51,656		48 At Houston	20 32,801	
30 At Oakland	23 53,551		23 Oakland	23 51,270	
20 Cleveland	27 51,656		40 at N.Y. Jets	28 55,108	
17 At N.Y. Giants	29 62,689		17 At St. Louis	17 46,567	
16 At Los Angeles	10 65,398		30 San Diego	19 51,034	
20 Oakland	37 51,656		23 At Pittsburgh	13 48,580	
20 At Atlanta	23 58,850		14 Kansas City	10 51,331	
21 At Kansas City	24 66,725		10 Dallas	22 51,508	
38 San Diego	13 51,473		42 At San Diego	28 44,954	
45 New England	21 51,656		17 At Oakland	21 51,910	
1974			1975		
Coach: John Ralston			Coach: John Ralston		
7-6-1	Attend.		6-8-0	Attend.	
10 Los Angeles	17 51,121		37 Kansas City	33 51,858	
35 Pittsburgh	35 51,068		23 Green Bay	13 51,621	
3 At Washington	30 54,395		9 At Buffalo	38 79,864	
17 At Kansas City	14 67,298		14 At Pittsburgh	20 49,164	
33 New Orleans	17 50,881		16 Cleveland	15 52,590	
27 San Diego	7 50,928		13 At Kansas City	26 70,043	
21 At Cleveland	23 60,478		17 Oakland	42 5,505	
17 Oakland	28 45,946		16 Cincinnati	17 49,919	
17 At Baltimore	6 33,244		27 At San Diego	17 26,048	
34 Kansas City	42 50,236		21 At Atlanta	35 28,686	
20 At Oakland	17 51,224		13 San Diego (OT)	10 46,802	
31 At Detroit	27 51,157		10 At Oakland	17 51,075	
37 Houston	14 47,142		25 Philadelphia	10 37,080	
0 At San Diego	17 36,571		13 At Miami	14 43,064	

ALL-TIME PRE-SEASON RESULTS (Continued)

1974 (4-2)

- 19 New York Jets 41
- 27 Minnesota 21
- 10 At San Francisco 3
- 31 At Green Bay 21
- 27 New England 21 (At Spokane)
- 14 Atlanta 20

1975 (3-3)

- 20 Baltimore 23
- 21 At New Orleans 24
- 27 Houston 21
- 13 At Chicago 0
- 10 At San Francisco 44
- 21 St. Louis 17

1976 (5-2)

- 10 Detroit 7 (Hall of Fame Game at Canton, Ohio)
- 14 Chicago 15
- 7 At San Francisco 17
- 13 At Dallas 9
- 52 Seattle 7
- 21 At St. Louis 17
- 30 Minnesota 17

1977 (5-1)

- 14 Baltimore 8
- 15 St. Louis 7
- 10 At Atlanta 2
- 24 At Philadelphia 28
- 27 At Seattle 10
- 20 At San Francisco 0

REGULAR SEASON SERIES RECORDS

ATLANTA FALCONS

- 1970—At Den 24, Atl 10
- 1972—At Atl 23, Den 20
- 1975—At Atl 35, Den 21
- (Broncos 1, Falcons 2)

BALTIMORE COLTS

- 1974—Den 17, At Bal 6
- 1977—At Den 27, Bal 13
- (Broncos 2, Colts 0)

BUFFALO BILLS

- 1960—Den 27, At Buf 21
- 1960—At Den 38, Buf 38 (tie)
- 1961—Den 22 At Buf 10
- 1961—Buf 23, At Den 10
- 1962—Den 23, At Buf 20
- 1962—Buf 45, At Den 38
- 1963—Buf 30, At Den 28
- 1963—At Buf 27, Den 17
- 1964—At Buf 30, Den 13
- 1964—Buf 30, At Den 19
- 1965—Buf 30, At Den 15
- 1965—At Buf 31, Den 13
- 1966—At Buf 38, Den 21
- 1967—Buf 17, At Den 16
- 1967—Den 21, At Buf 20
- 1968—At Den 34, Buf 32
- 1969—At Buf 41, Den 28
- 1970—Den 25, At Buf 10
- 1975—At Buf 38, Den 14
- 1977—At Den 26, Buf 6
- (Broncos 7, Bills 12, 1 tie)

CHICAGO BEARS

- 1971—At Den 6, Chi 3
- 1973—Chi 33, At Den 14
- 1976—Den 28, At Chi 14
- (Broncos 2, Bears 1)

CINCINNATI BENGALS

- 1968—At Cin 24, Den 10
- 1968—At Den 10, Cin 7
- 1969—Den 30, At Cin 23
- 1969—At Den 27, Cin 16
- 1971—Cin 24, At Den 10
- 1972—At Cin 21, Den 10
- 1973—At Den 28, Cin 10
- 1975—Cin 17, At Den 16
- 1976—At Cin 17, Den 7
- 1977—Den 24, At Cin 13
- (Broncos 5 Bengals 5)

CLEVELAND BROWNS

- 1970—Cle 27, At Den 13
- 1971—Den 27, At Cle 0
- 1972—Cle 27, At Den 20
- 1974—At Cle 23, Den 21
- 1975—At Den 16, Cle 15
- 1976—At Den 44, Cle 13
- (Broncos 3, Browns 3)

DALLAS COWBOYS

- 1973—Dal 22, At Den 10
- 1977—At Dal 14, Den 6
- (Broncos 0, Cowboys 2)

DETROIT LIONS

- 1971—Det 24, At Den 20
- 1974—Den 31, At Det 27
- (Broncos 1, Lions 1)

GREEN BAY PACKERS

- 1971—At GB 34, Den 13
- 1975—At Den 23, GB 13
- (Broncos 1, Packers 1)

HOUSTON OILERS

- 1960—Hou 45, At Den 25
- 1960—At Hou 20, Den 10
- 1961—Hou 55, At Den 14
- 1961—At Hou 45, Den 14
- 1962—At Den 20, Hou 10
- 1962—At Hou 34, Den 17
- 1963—At Hou 20, Den 14
- 1963—Hou 33, At Den 24
- 1964—Hou 38, At Den 17
- 1964—At Hou 34, Den 15
- 1965—At Den 28, Hou 17
- 1965—Den 31, At Hou 21
- 1966—At Hou 45, Den 7
- 1966—At Den 40, Hou 38
- 1967—At Hou 10, Den 6
- 1967—Hou 20, At Den 18
- 1968—At Hou 38, Den 17
- 1969—At Hou 24, Den 21
- 1969—At Den 20, Hou 20
- 1970—At Hou 31, Den 21
- 1972—At Den 30, Hou 17
- 1973—Den 48, At Hou 20
- 1974—At Den 37, Hou 14
- 1976—At Hou 17, Den 3
- 1977—Den 24, At Hou 14
- (Broncos 8, Oilers 16, 1 tie)

SERIES RECORDS (CONTINUED)

KANSAS CITY CHIEFS (Dallas Texans 1960-62)

- 1960—Dal 17, At Den 14
- 1960—At Dal 34, Den 7
- 1961—Dal 19, At Den 12
- 1961—At Dal 49, Den 21
- 1962—Dal 24, At Den 3
- 1962—At Dal 17, Den 10
- 1963—KC 59, At Den 7
- 1963—At KC 52, Den 21
- 1964—At Den 33, KC 27
- 1964—At KC 49, Den 39
- 1965—KC 31, At Den 23
- 1965—At KC 45, Den 35
- 1966—At KC 37, Den 10
- 1966—KC 56, At Den 10
- 1967—At KC 52, Den 9
- 1967—KC 38, At Den 24
- 1968—At KC 34, Den 2
- 1968—KC 30, At Den 7
- 1969—KC 26, At Den 13
- 1969—At KC 31, Den 17
- 1970—At Den 26, KC 13
- 1970—At KC 16, Den 0
- 1971—KC 16, At Den 3
- 1971—At KC 28, Den 10
- 1972—KC 45, At Den 24
- 1972—At KC 24, Den 21
- 1973—At KC 16, Den 14
- 1973—At Den 14, KC 10
- 1974—Den 17, At KC 14
- 1974—KC 42, At Den 34
- 1975—At Den 37, KC 33
- 1975—At KC 26, Den 13
- 1976—At KC 35, Den 26
- 1976—At Den 17, KC 16
- 1977—At Den 23, KC 7
- 1977—Den 14, At KC 7
- (Broncos 9, Chiefs 27)

NEW ENGLAND PATRIOTS (Boston Patriots 1960-70)

- 1960—Den 13, At Bos 10
- 1960—At Den 31, Bos 24
- 1961—At Bos 45, Den 17
- 1961—Bos 28, At Den 24
- 1962—At Bos 41, Den 16
- 1962—Bos 33, At Den 29
- 1963—At Den 14, Bos 10
- 1963—At Bos 40, Den 21
- 1964—Bos 39, At Den 10
- 1964—At Bos 12, Den 7
- 1965—Den 27, At Bos 10
- 1965—Bos 28, At Den 20
- 1966—Bos 24, At Den 10
- 1966—Den 17, At Bos 10
- 1967—At Den 26, Bos 21
- 1968—Bos 20, At Den 17
- 1968—Den 35, At Bos 14
- 1969—At Den 35, Bos 7
- 1972—At Den 45, NE 21
- 1976—At NE 38, Den 14
- (Broncos 9, Patriots 11)

NEW ORLEANS SAINTS

- 1970—Den 31, At NO 6
- 1974—At Den 33, NO 17
- (Broncos 2, Saints 0)

NEW YORK GIANTS

- 1972—At NY 29, Den 17
- 1976—At Den 14, NY 13
- (Broncos 1, Giants 1)

NEW YORK JETS (New York Titans 1960-62)

- 1960—At NY 28, Den 24
- 1960—NY 30, At Den 27
- 1961—At NY 35, Den 28
- 1961—At Den 27, NY 10
- 1962—Den 32, At NY 10
- 1962—NY 46, At Den 45
- 1963—Den 35, NY 35
- 1963—NY 14, At Den 9
- 1964—At NY 30, Den 6
- 1964—At Den 20, NY 16
- 1965—At Den 16, NY 13
- 1965—At NY 45, Den 10
- 1966—NY 16, At Den 7
- 1967—NY 38, At Den 24
- 1967—Den 33, At NY 24
- 1968—Den 21, At NY 13
- 1969—At Den 21, NY 19
- 1973—Den 40, At NY 28
- 1976—At Den 46, NY 3
- (Broncos 9, Jets 9, 1 tie)

MIAMI DOLPHINS

- 1966—At Mia 24, Den 7
- 1966—At Den 17, Mia 7
- 1967—At Mia 35, Den 21
- 1968—At Den 21, Mia 14
- 1969—At Mia 27, Den 24
- 1971—At Den 10, Mia 10
- 1975—At Mia 14, Den 13
- (Broncos 2, Dolphins 4, 1 tie)

MINNESOTA VIKINGS

- 1972—Min 23, At Den 20
- (Broncos 0, Vikings 1)

SERIES RECORD (CONTINUED)

OAKLAND RAIDERS

1960—At Den 31, Oak 14
 1960—At Oak 48, Den 10
 1961—At Oak 33, Den 19
 1961—At Den 27, Oak 24
 1962—At Den 44, Oak 7
 1962—Den 23, At Oak 6
 1963—Oak 26, At Den 10
 1963—At Oak 35, Den 31
 1964—At Oak 40, Den 7
 1964—At Den 20, Oak 20
 1965—Oak 28, At Den 20
 1965—At Oak 24, Den 13
 1966—Oak 17, At Den 3
 1966—At Oak 28, Den 10
 1967—At Oak 51, Den 0
 1967—Oak 21, At Den 17
 1968—Oak 43, At Den 7
 1968—At Oak 33, Den 27
 1969—Oak 24, At Den 14
 1969—At Oak 41, Den 10
 1970—At Oak 35, Den 23
 1970—Oak 24, At Den 19
 1971—Oak 27, At Den 16
 1971—At Oak 21, Den 13
 1972—Den 30, At Oak 23
 1972—Oak 37, At Den 20
 1973—At Den 23, Oak 23
 1973—At Oak 21, Den 17
 1974—Oak 28, At Den 17
 1974—Den 20, At Oak 17
 1975—Oak 42, At Den 17
 1975—At Oak 17, Den 10
 1976—Oak 17, At Den 10
 1976—At Oak 19, Den 3
 1977—Den 30, At Oak 7
 1977—Oak 24, At Den 14
 (Broncos 7, Raiders 27, 2 ties)

PHILADELPHIA EAGLES

1971—At Phi 17, Den 16
 1975—At Den 25, Phi 10
 (Broncos 1, Eagles 1)

PITTSBURGH STEELERS

1970—At Den 16, Pit 13
 1971—Den 22, At Pit 10
 1973—Den 23, At Pit 13
 1974—At Den 35, Pit 35 (OT)
 1975—At Pit 20, Den 9
 1977—At Den 21, Pit 7
 (Broncos 4, Steelers 1, 1 tie)

ST. LOUIS CARDINALS

1973—Den 17, at SL 17 (tie)
 1977—At Den 17, SL 0
 (Broncos 1, Cardinals 0, 1 tie)

SAN DIEGO CHARGERS (Los Angeles Chargers 1960)

1960—LA 23, At Den 19
 1960—At LA 41, Den 33
 1961—At SD 37, Den 0
 1961—SD 19, At Den 16
 1962—At Den 30, SD 21
 1962—Den 23, At SD 20
 1963—At Den 50, SD 34
 1963—At SD 58, Den 20
 1964—At SD 42, Den 14
 1964—SD 31, At Den 20
 1965—At SD 34, Den 31
 1965—SD 35, At Den 21
 1966—At SD 24, Den 17
 1966—At Den 20, SD 17
 1967—SD 38, At Den 21
 1967—At SD 24, Den 20
 1968—At SD 55, Den 24
 1968—SD 47, At Den 23
 1969—At Den 13, SD 0
 1969—At SD 45, Den 24
 1970—At SD 24, Den 21
 1970—At Den 17, SD 17
 1971—At Den 20, SD 16
 1971—At SD 45, Den 17
 1972—At SD 37, Den 14
 1972—At Den 38, SD 13
 1973—At Den 30, SD 19
 1973—Den 42, At SD 28
 1974—At Den 27, SD 7
 1974—At SD 17, Den 0
 1975—Den 27, At SD 17
 1975—At Den 13, SD 10 (OT)
 1976—At Den 26, SD 0
 1976—Den 17, At SD 0
 1977—Den 14, At SD 10
 1977—At Den 17, SD 9
 (Broncos 16, Chargers 19, 1 tie)

SAN FRANCISCO 49ERS

1970—At SF 19, Den 14
 1973—SF 36, At Den 34
 (Broncos 0, 49ers 2)

SEATTLE SEAHAWKS

1977—Den 24, At Sea 13
 (Broncos 1, Seahawks 0)

TAMPA BAY BUCCANEERS

1976—At Den 48, TB 13
 (Broncos 1, Buccaneers 0)

WASHINGTON REDSKINS

1970—Was 19, At Den 3
 1974—At Was 30, Den 3
 (Broncos 0, Redskins 2)

BRONCOS COACHING HISTORY

BRONCO COACHING RECORDS

Season	Coach	Record	
1960	Frank Filchok	4-9-1	
1961	Frank Filchok	3-11-0	
	Filchok's totals	7-20-1	.268
1962	Jack Faulkner	7-7-0	
1963	Jack Faulkner	2-11-1	
1964	Jack Faulkner	0-4-0	
	Faulkner's totals	9-22-1	.297
1964	Mac Speedie	2-7-1	
1965	Mac Speedie	4-10-0	
1966	Mac Speedie	0-2-0	
	Speedie's totals	6-19-1	.250
1966	Ray Malavasi	4-8-0	
	Malavasi's totals	4-8-0	.333
1967	Lou Saban	3-11-0	
1968	Lou Saban	5-9-0	
1969	Lou Saban	5-8-1	
1970	Lou Saban	5-8-1	
1971	Lou Saban	2-6-1	
	Saban's totals	20-42-3	.331
1971	Jerry Smith	2-3-0	
	Smith's totals	2-3-0	.400
1972	John Ralston	5-9-0	
1973	John Ralston	7-5-2	
1974	John Ralston	7-6-1	
1975	John Ralston	6-8-0	
1976	John Ralston	9-5-0	
	Ralston's totals	34-33-3	.507
1977	Red Miller	12-2-0	
	Playoffs	2-1-0	
	Miller's totals	12-2-0	.857
		14-3-0	.824

ASSISTANT COACH ROSTER

Ken Carpenter 1961; Jim Cason 1960; Max Coley 1972-1976; Joe Collier 1969-1977; Dick Coury 1972-1973; Kay Dalton 1974-1976; George Dickson 1964-1965; Dale Dodrill 1960-1963, 1966; Whitey Dovell 1967-1971; Hunter Enis 1967-1971; Jerry Frei 1972-1975; Bob Gambold 1972-1977; Mike Giddings 1976; Gary Glick 1962; Ken Gray 1977; Ed Hughes 1963; Charley Johnson 1976; Stan Jones 1967-1971, 1976-1977; Dick MacPherson 1967-1970; Ray Malavasi 1964-1966; Jim Martin 1962; Marv Matuszak 1966; Bus Mertes 1965-1966; Bob Miller 1963-1965; Myrel Moore 1972-1977; Babe Parilli 1977; Fran Polsfoot 1977; Paul Roach 1977; Sam Rutigliano 1967-1970; Jerry Smith 1971; Mac Speedie 1962-1964; Doc Ulrich 1972-1976.

ROSTER REDUCTION DATES FOR 1978

August 15—60 players (following second preseason game)
 August 22—50 players (following third preseason game; claims on players waived after August 22 may not be withdrawn)
 August 28—43 players (waivers which reduce club's roster to less than 50 players through August 29 may not be recalled)
 2 players to be added to bring Active Roster to 45
 September 2-3-4—NFL's first regular season weekend.

ATTENDANCE MARKS

BRONCOS LARGEST CROWDS

At Home — Mile High Stadium

75,011	vs. Pittsburgh (Playoffs)	Dec. 24, 1977
75,007	vs. Oakland	Oct. 30, 1977
75,002	vs. St. Louis	Sept. 18, 1977
74,982	vs. Oakland (Playoffs)	Jan. 1, 1978
74,967	vs. Pittsburgh	Nov. 6, 1977
74,939	vs. Baltimore	Nov. 27, 1977
74,905	vs. San Diego	Dec. 11, 1977
74,897	vs. Buffalo	Sept. 25, 1977
74,878	vs. Kansas City	Oct. 9, 1977
63,431	vs. Oakland	Oct. 17, 1976

On the Road

79,864	at Buffalo	Oct. 5, 1975
76,400	at New Orleans (Super Bowl XII)	Jan. 15, 1978
75,674	at Cleveland	Oct. 24, 1971
71,414	at Kansas City	Oct. 7, 1973
70,043	at Kansas City	Oct. 26, 1975
67,298	at Kansas City	Oct. 6, 1974
66,837	at New Orleans	Nov. 22, 1970
66,725	at Kansas City	Dec. 3, 1972
65,398	at Los Angeles	Nov. 12, 1972
65,358	at Philadelphia	Oct. 31, 1971

ATTENDANCE BY SEASON

Year	Home	Road	Total
1960	91,333	115,994	207,327
1961	74,508	122,315	196,823
1962	178,485	146,442	324,927
1963	132,218	165,995	298,213
1964	118,259	166,744	285,003
1965	219,786	215,992	435,778
1966	192,198	203,799	395,997
1967	231,801	247,696	479,497
1968	281,374	278,008	559,382
1969	326,851	276,755	603,606
1970	355,739	330,184	685,923
1971	358,400	377,642	736,042
1972	361,414	*412,073	773,487
1973	356,327	351,334	707,661
1974	347,322	354,367	701,689
1975	342,375	347,944	690,319
1976	436,468	349,126	785,594
1977	*524,595	370,917	*895,512
Totals	4,929,453	4,833,327	9,762,780

*Bronco records

SEASON TICKET SALES

1960 — 2,675	1969 — 31,936
1961 — 5,775	1970 — 43,580
1962 — 5,042	*1971 — 47,500
1963 — 7,624	*1972 — 48,000
1964 — 8,002	*1973 — 48,000
1965 — 22,905	*1974 — 49,000
1966 — 18,898	*1975 — 49,000
1967 — 24,650	*1976 — 62,215
1968 — 27,348	*1977 — 73,089
	*1978 —

*Season tickets sold out. Since and including the 1970 season, every Bronco game at Mile High Stadium has been a sellout, giving the Broncos 56 consecutive sellouts in the regular season through the final game of the 1977 season.

BRONCOS STATISTICAL HISTORY

OFFENSE YEAR-BY-YEAR

	Total Plays	First Downs	Rush Yards	Pass Yards	Total Yards	Total Points
1960	958	248	1195	3247	4442	309
1961	934	219	1091	2720	3811	251
1962	885	270	1298	3404	4702	353
1963	832	230	1508	2487	3995	301
1964	905	211	1311	2021	3332	240
1965	959	255	1829	2640	4469	303
1966	816	171	1173	1995	3168	196
1967	852	172	1265	1682	2947	256
1968	897	217	1614	2357	3971	255
1969	841	243	1637	2524	4161	297
1970	883	217	1802	2025	3827	253
1971	891	217	2093	2065	4158	203
1972	831	237	1838	2634	4472	325
1973	893	253	1954	2519	4473	354
1974	861	258	2157	2328	4485	302
1975	964	268	1993	2541	4534	254
1976	901	239	1932	2204	4136	315
1977	887	223	2043	1863	3906	274

DEFENSE YEAR-BY-YEAR

	Total Plays	First Downs	Rush Yards	Pass Yards	Total Yards	Total Points
1960	927	254	2145	2987	5132	393
1961	899	233	1633	2785	4418	432
1962	862	234	1868	2670	4538	332
1963	828	254	1687	3394	5081	473
1964	902	270	2064	2906	4970	438
1965	850	244	1337	2960	4297	392
1966	871	251	2029	2515	4544	381
1967	921	276	2076	3125	5201	409
1968	916	251	1861	3163	5024	404
1969	918	278	1709	2932	4641	344
1970	838	199	1351	2354	3705	264
1971	825	206	1834	1985	3819	275
1972	876	251	1668	2183	3851	350
1973	872	239	1795	2440	4235	296
1974	945	265	1808	2583	4391	294
1975	901	247	1974	2032	4006	307
1976	903	222	1709	2026	3735	206
1977	941	217	1530	2244	3774	148

YEARLY LEADERS

Rushing

	Yards	Attempts	Average	TDs
1960	Rolle—501	Rolle—130	Mingo—3.9	Mingo—4
1961	Stone—505	Stone—127	Stone—4.0	Bukaty—5
1962	Stone—360	Stone—94	Mingo—3.8	Mingo—4
1963	Joe—649	Joe—154	Joe—4.2	Joe—4
1964	Mitchell—590	Mitchell—177	Joe—3.7	Mitchell—5
1965	Gilchrist—954	Gilchrist—252	Hayes—4.1	Gilchrist—6
1966	Hayes—411	Haynes—129	Hayes—3.9	Haynes—2
				Choboian—2
1967	Little—381	Little—130	Mitchell—3.8	Hickey—4
				Hayes—4
1968	Little—584	Little—158	Little—3.7	Lynch—4
1969	Little—729	Little—146	Little—5.0	Little—6
1970	Little—901	Little—209	Anderson—4.4	Crenshaw—5
1971	Little—1133	Little—284	Dawkins—4.4	Little—6
1972	Little—859	Little—216	Anderson—4.4	Little—9
1973	Little—979	Little—256	Dawkins—4.4	Little—12
1974	Armstrong—1407	Armstrong—263	Armstrong—5.3	Keyworth—10
1975	Keyworth—725	Keyworth—182	Keyworth—4.0	Keyworth—3
				Lynch—3
1976	Armstrong—1008	Armstrong—247	Armstrong—4.1	Armstrong—5
1977	Armstrong—489	Armstrong—130	Perrin—4.1	Armstrong—4
				Morton—4

YEARLY LEADERS (CONTINUED)

Passing

	Yards	Attempts	Completions
1960	Tripucka—3038	Tripucka—478	Tripucka—248
1961	Tripucka—1690	Tripucka—344	Tripucka—167
1962	Tripucka—2917	Tripucka—440	Tripucka—240
1963	Slaughter—1689	Slaughter—223	Slaughter—112
1964	Lee—1611	Lee—265	Lee—133
1965	McCormick—1292	McCormick—253	McCormick—103
1966	Choboian—1110	McCormick—193	Choboian—82
1967	Tensi—1915	Tensi—325	Tensi—131
1968	Briscoe—1589	Briscoe—224	Briscoe—93
1969	Tensi—1990	Tensi—286	Tensi—131
1970	Liske—1340	Liske—238	Liske—112
1971	Ramsey—1120	Ramsey—178	Horn—89
1972	Johnson—1783	Johnson—238	Johnson—132
1973	Johnson—2465	Johnson—346	Johnson—184
1974	Johnson—1969	Johnson—244	Johnson—136
1975	Ramsey—1562	Ramsey—233	Ramsey—128
1976	Ramsey—1931	Ramsey—270	Ramsey—128
1977	Morton—1929	Morton—254	Morton—131

	Pct.	TD	Int.
1960	Tripucka—519	Tripucka—24	Tripucka—34
1961	Tripucka—486	Tripucka—10	Herring—22
1962	Tripucka—545	Tripucka—17	Tripucka—25
1963	Slaughter—502	Slaughter—12	Slaughter—14
1964	Slaughter—513	Lee—11	Lee—20
1965	Slaughter—510	McCormick—7	McCormick—14
1966	Choboian—503	McCormick—6	McCormick—15
1967	Tensi—403	Tensi—16	Tensi—17
1968	Briscoe—415	Briscoe—14	Briscoe—13
1969	Tensi—458	Tensi—14	Tensi—12
1970	Liske—471	Liske—7	Liske—11
1971	Horn—514	Ramsey—5	Horn—14
1972	Johnson—555	Johnson—14	Johnson—14
1973	Johnson—532	Johnson—20	Johnson—17
1974	Johnson—557	Johnson—13	Johnson—9
1975	Ramsey—549	Ramsey—9	Ramsey—14
1976	Ramsey—474	Ramsey—11	Ramsey—13
1977	Morton—516	Morton—14	Morton—8

Receiving

	No.	Yards	Average	TD
1960	Taylor—92	Taylor—1235	Carmichael—19.3	Taylor—12
1961	Taylor—100	Taylor—1176	Frazier—17.0	Frazier—6
1962	Taylor—77	Taylor—908	Scarpitto—19.0	Scarpitto—6
1963	Taylor—78	Taylor—1101	Groman—16.2	Scarpitto—6
1964	Taylor—76	Taylor—873	Dixon—15.4	Taylor—10
1965	Taylor—85	Taylor—1131	Scarpitto—18.3	Taylor—7
1966	Haynes—46	Denson—725	Denson—20.1	Taylor—6
1967	Denson—46	Denson—899	Denson—19.5	Scarpitto—4
1968	Crabtree—46			Denson—11
	Crabtree—35	Crabtree—601	Denson—17.2	Crabtree—5
1969	Denson—53	Denson—809	Embree—16.2	Denson—5
1970	Denson—47	Denson—646	Whalen—14.0	Denson—10
1971	Anderson—37	Simmons—403	Simmons—16.1	Whalen—3
1972	Sherman—38	Sherman—661	Sherman—17.4	Harrison—2
1973	Odoms—43	Odoms—629	Moses—18.5	Moses—5
1974	Odoms—42	Odoms—639	Moses—16.4	Moses—8
1975	Keyworth—42	Odoms—544	Moses—17.4	Odoms—6
1976	Armstrong—39	Moses—498	Moses—19.9	Dolbin—3
1977	Odoms—37	Moses—539	Moses—20.0	Odoms—3

Interceptions

	No.	Ret. Yards
1960	Gonsoulin—11	Gonsoulin—98
1961	Nugent—7	McNamara—85
1962	Gonsoulin—7	Zeman—133
1963	Gonsoulin—6	Gonsoulin—64

YEARLY LEADERS (CONTINUED)

Interceptions

	No.	Yards
1964	Brown—9	Brown—140
1965	Gonsoulin—6	Wilson—118
1966	Brown—3	Brown—37
	Sellers—3	
1967	Sellers—7	Wilson—153
1968	Jaquess—5	Jaquess—64
1969	Thompson—3	Thompson—92
1970	Martha—6	Martha—99
1971	Thompson—5	Thompson—83
1972	Mitchell—3	Preece—30
1973	Jones—4	Thompson—96
1974	Jones—5	Thompson—105
	Thompson—5	
1975	Gradishar—3	Thompson—97
1976	Jackson—7	Jackson—136
1977	Thompson—5	Wright—128

Interception Returns For Touchdowns

	Date	Opponent	Yards
Jackson	11/27/77	vs. Baltimore	73
Wright	10/16/77	at Oakland	18
Jackson	11/14/76	at San Diego	46
Rowser	11/7/76	vs. Tampa Bay	32
Gradishar	11/7/76	vs. Tampa Bay	31
Rowser	9/19/76	vs. N. Y. Jets	41
Gradishar	9/29/75	vs. Green Bay	44
Thompson	10/13/74	vs. New Orleans	38
Mitchell	10/28/73	at N.Y. Jets	40
Thompson	10/14/73	at Houston	59
Forsberg	10/24/71	at Cleveland	40
Burrell	12/7/69	at Miami	38
Thompson	11/16/69	vs. Houston	57
Wilson	12/17/67	vs. Kansas City	70
Wilson	10/22/67	vs. San Diego	40
Sellers	9/3/67	vs. Boston	24
Bramlett	11/14/65	at Houston	25
Wilson	11/7/65	vs. San Diego	65
Griffin	10/17/65	vs. Houston	44
Janik	11/1/64	at Kansas City	22
Gonsoulin	10/6/63	vs. San Diego	43
McMillin	11/22/62	vs. New York	59
McGeever	10/5/62	vs. Oakland	48
Gonsoulin	10/5/62	vs. Oakland	64
Zeman	9/30/62	at New York	30
Yelverton	10/2/60	vs. Oakland	20
Pyeatt	9/18/60	at Buffalo	40

Other Defensive Returns For Touchdowns

	Date	Opponent	Yards
Poltl (fumble-lateral from Swenson)	11/7/76	vs. Tampa Bay	26
Jones (fumble)	9/23/76	vs. Cleveland	43
Smith (fumble)	11/23/75	at Atlanta	
Thompson (fumble)	10/22/73	vs. Oakland	80
Bramlett (blocked FG)	11/27/66	vs. San Diego	86
Griffin (blocked punt)	10/17/65	vs. Houston	10
Bramlett (fumble)	9/24/65	at Boston	(recovered in end zone)
McMillin (fumble)	11/8/64	vs. San Diego	(recovered in end zone)
Cooke (fumble)	11/1/64	at Kansas City	46
McFadin (fumble)	10/13/63	vs. Houston	6
McMillin (fumble)	12/9/62	at Dallas	9
McFadin (fumble)	11/22/62	vs. New York	69
Gavin (blocked punt)	12/10/61	at Dallas	23

YEARLY LEADERS (CONTINUED)

Punt Returns

No.	Yards	Average
1960 Carmichael—15	Carmichael—101	Carmichael—6.7
1961 Frazier—18	Frazier—231	Frazier—12.8
1962 Mingo—7	Zeman—59	Zeman—11.8
1963 Mitchell—12	Mitchell—141	Mingo—12.1
1964 Barry—16	Barry—149	Mitchell—12.0
1965 Barry—21	Barry—210	Barry—10.0
1966 Haynes—10	Haynes—119	Haynes—11.9
1967 Little—16	Little—270	Little—16.9
1968 Little—24	Little—261	Little—10.9
1969 Thompson—25	Thompson—288	Thompson—11.5
1970 Thompson—23	Thompson—233	Thompson—10.1
1971 Thompson—29	Thompson—274	Thompson—9.4
1972 Sherman—10	Sherman—89	Sherman—8.9
1973 Thompson—30	Thompson—366	Thompson—12.2
1974 Thompson—26	Thompson—350	Thompson—13.5
1975 Upchurch—27	Upchurch—312	Thompson—12.2
1976 Upchurch—39	Upchurch—536	Upchurch—13.7
1977 Upchurch—51	Upchurch—653	Upchurch—12.8

Punt Returns For Touchdowns

Date	Opponent	Yards
Upchurch 11/6/77	vs. Pittsburgh	87
Upchurch 10/24/76	at Kansas City	55
Upchurch 10/3/76	vs. San Diego	92
Upchurch 9/26/76	vs. Cleveland	47
Upchurch 9/26/76	vs. Cleveland	73

(Upchurch's two punt returns for touchdowns in one game and four punt returns for touchdowns in one season tie NFL records.)

Greer 12/10/72	vs. San Diego	65
Little 11/17/68	at Houston	67
Little 12/3/67	at N. Y. Jets	72
Haynes 11/14/65	at Houston	57
Griffin (blocked punt) 10/17/65	vs. Houston	10
Barry 11/15/64	vs. N. Y. Jets	52
Frazier (lateral from McNamara) 12/3/61	vs. Boston	55
Gavin (blocked punt) 12/10/61	at Dallas	23
Mingo 9/9/60	at Boston	76

Kickoff Returns

No.	Yards	Average
1960 Carmichael—22	Carmichael—581	Carmichael—26.4
1961 Frazier—18	Frazier—504	Frazier—28.0
1962 Frazier—19	Frazier—388	Frazier—20.4
1963 Mitchell—37	Mitchell—954	Mitchell—25.7
1964 Barry—47	Barry—1245	Barry—26.5
1965 Haynes—34	Haynes—901	Haynes—26.5
1966 Sellers—19	Sellers—540	Sellers—28.4
1967 Little—35	Little—942	Little—26.9
1968 Little—26	Little—649	Little—25.0
1969 Williams—23	Williams—574	Thompson—28.5
1970 Anderson—21	Anderson—520	Anderson—24.8
1971 Anderson—8	Little—199	Little—28.3
1972 Montgomery—29	Montgomery—756	Montgomery—26.1
1973 Armstrong—20	Armstrong—472	Armstrong—23.6
1974 Armstrong—16	Armstrong—386	Armstrong—24.1
1975 Upchurch—40	Upchurch—1084	Upchurch—27.1
1976 Upchurch—22	Upchurch—514	Perrin—27.9
1977 Upchurch—20	Upchurch—456	Upchurch—22.8

Kickoff Returns For Touchdowns

Date	Opponent	Yards
Montgomery 9/24/72	at San Diego	94
Wilson 10/8/66	at Kansas City	100
Sellers 10/2/66	vs. Houston	100
Sellers 9/3/66	at Houston	88
Mitchell 9/14/63	at Houston	90
Frazier 12/3/61	vs. Boston	90

YEARLY LEADERS (CONTINUED)

Scoring

TD	FG	Points
1960 Taylor—12	Mingo 18-28, .643	Mingo—123
1961 Frazier—8	Hill 5-15, .333	Frazier—50
Stone—8		
1962 Scarpitto—6	Mingo 27-39, .692	Mingo—137
1963 Taylor—10	Mingo 16-30, .533	Mingo—83
1964 Taylor—7	Mingo 8-12, .667	Taylor—42
1965 Hayes—7	Kroner 13-29, .448	Kroner—71
Gilchrist—7		
1966 Scarpitto—5	Kroner 14-25, .560	Kroner—62
1967 Denson—11	Humphreys 7-15, .467	Denson—66
1968 Crabtree—5	Howfield 9-18, .500	Howfield—57
Little—5		
Denson—5		
1969 Denson—10	Howfield 13-29, .448	Howfield—75
1970 Crenshaw—6	Howfield 18-32, .563	Howfield—81
1971 Little—6	Turner 25-38, .658	Turner—93
1972 Little—13	Turner 20-29, .690	Turner—97
1973 Little—13	Turner 22-33, .667	Turner—106
1974 Armstrong—12	Turner 11-21, .524	Armstrong—72
1975 * 5 players—4	Turner 21-29, .724	Turner—86
1976 Moses—7	Turner 15-21, .714	Turner—81
1977 ** 5 players—4	Turner 13-19, .684	Turner—76

* Keyworth, Dolbin, Little, Lynch, Odoms.

**Armstrong, Moses, Morton, Perrin, Upchurch.

BRONCOS RECORDS

TOTAL OFFENSE

Game	Season	Career
Plays	56—Tripucka	515—Tripucka, 1960
	at Buffalo 9/15/62	1,650—Little, 1967-75
	56—Slaughter	442—Tripucka, 1962
	at Houston 12/20/64	1,283—Tripucka, 1960-63
	55—Tripucka	353—Johnson, 1973
	vs. Houston 11/6/60	994—Johnson, 1972-75
	55—Liske	
	at Buffalo 9/28/69	
Yards gained	447—Tripucka	3,038—Tripucka, 1960
	at Buffalo 9/15/62	7,651—Tripucka, 1960-63
	445—Johnson	2,901—Tripucka, 1962
	vs. Kansas City 11/24/74	7,255—Johnson, 1972-75
	376—Tripucka	2,463—Johnson, 1973
	vs. San Diego 9/7/62	6,366—Little, 1967-75
Ave. gain per play	(Min. of 10 plays)	(Min. of 125 plays)
	13.58—Johnson	7.93—Johnson, 1974
	vs. Kansas City 9/21/75	7.30—Johnson, 1972-75
	12.82—Johnson	7.53—Breaux, 1963
	vs. New England 12/17/72	7.21—Morton, 1977
	12.45—Johnson	7.49—Johnson, 1972
	at Oakland 10/22/72	6.67—Ramsey, 1971-76

RUSHING

Game	Season	Career
Yards gained	183—Armstrong	1,407—Armstrong
	vs. Houston 12/8/74	1,407—Armstrong
	166—Little	1,407—Armstrong
	at Cincinnati 10/19/69	1,133—Little, 1971
	148—Keyworth	1,008—Armstrong, 1976
	at Oakland 11/24/74	
Carries	32—Gilchrist	284—Little, 1971
	at Boston 9/24/65	263—Armstrong, 1974
	31—Armstrong	256—Little, 1973
	vs. Houston 12/8/74	
	30—Little	
	at Boston 11/3/68	
	30—Dawkins	
	at N. Y. Jets 10/28/73	

RUSHING RECORDS (CONTINUED)

	Game (Min. of 8 carries)	Season (Min. of 100 carries)	Career (Min. of 100 carries)
Ave. per carry	11.00—Rolle vs. Oakland 10/2/60	5.35—Armstrong, 1974	4.52—Armstrong, 1973-77
	10.38—Joe at Boston 10/18/63	4.99—Little, 1969	4.39—Dawkins, 1971-73
	10.33—Dawkins at Kansas City 10/7/73	4.62—Keyworth, 1974	4.21—Mingo, 1960-64
TDs	3—Armstrong vs. Houston 12/8/74	12—Little, 1973	43—Little, 1967-75
	3—Keyworth vs. Kansas City 11/18/74	10—Keyworth, 1974	17—Keyworth, 1974-77
	3—Little vs. Cincinnati 9/16/73	9—Little, 1972	18—Armstrong, 1973-77
		9—Armstrong, 1974	

Other Rushing Records

Longest scoring run—82, Mingo vs. Oakland, 10/5/62
80, Little at San Francisco, 10/25/70
72, Dawkins at Kansas City, 10/7/73

Longest non-scoring run—68, Bell vs. Los Angeles, 10/16/60
63, Krieg vs. San Diego, 12/10/72
62, Perrin vs. Baltimore, 11/27/77

Top Ten Season Marks

	Attempts	Yards	Average	TDs
Otis Armstrong—1974	263	1407	5.3	9
Floyd Little—1971	284	1133	4.0	6
Otis Armstrong—1976	247	1008	4.1	5
Floyd Little—1973	256	979	3.8	12
Cookie Gilchrist—1965	252	954	3.8	6
Floyd Little—1970	209	901	4.3	3
Floyd Little—1972	216	859	4.0	9
Floyd Little—1969	146	729	5.0	6
Jon Keyworth—1975	182	725	4.0	3
Joe Dawkins—1973	160	706	4.4	2

Top Ten Career Marks

	Attempts	Yards	Average	TDs
Floyd Little—1967-75	1641	6323	3.9	43
Otis Armstrong—1973-77	697	3149	4.5	18
Jon Keyworth—1973-77	468	1759	3.8	17
Bobby Anderson—1970-73	313	1281	4.1	9
Donnie Stone—1961-64	329	1273	3.9	10
Fran Lynch—1967-75	304	1258	4.1	12
Wendell Hayes—1965-67	320	1198	3.7	10
Charlie Mitchell—1963-67	352	1142	3.3	5
Billy Joe—1963-64	266	1064	4.0	6
Cookie Gilchrist—1965, 1967	262	975	3.7	6

PASSING

	Game	Season	Career
Yards gained	447—Tripucka at Buffalo 9/15/62	3 038—Tripucka, 1960	6 676—Tripucka, 1960-63
	445—Johnson vs. Kansas City 11/18/74	2 902—Tripucka, 1962	7 338—Johnson, 1972-75
	376—Tripucka vs. San Diego 9/7/62	2 465—Johnson, 1973	6 437—Ramsey, 1971-76
Completions	34—Slaughter at Houston 12/20/64	248—Tripucka, 1960	662—Tripucka, 1960-63
	30—Tripucka vs. Houston 11/6/60	240—Tripucka, 1962	517—Johnson, 1972-75
	29—Tripucka at Buffalo 9/15/62	184—Johnson, 1973	456—Ramsey, 1971-76
Attempts	56—Tripucka at Buffalo 9/15/62	478—Tripucka, 1960	1 277—Tripucka, 1960-63
	53—Slaughter at Houston 12/20/64	440—Tripucka, 1962	970—Johnson, 1972-75
	52—Tripucka vs. Houston 11/6/60	346—Johnson, 1973	919—Ramsey, 1971-76
	52—Tripucka at Houston 11/20/60		

PASSING RECORDS (CONTINUED)

	Game	Season	Career
Pct.	(Min. of 12 attempts)	(Min. of 100 attempts)	(Min. of 100 attempts)
	833—Ramsey vs. Cleveland 10/19/75	557—Johnson, 1974	533—Johnson, 1972-75
	756—Liske vs. Cincinnati 12/14/69	555—Johnson, 1972	518—Tripucka, 1960-63
	765—Johnson vs. New England 12/17/72	554—Ramsey, 1974	516—Morton, 1977
TDs	5—Tripucka vs. Buffalo 10/28/62	24—Tripucka, 1960	52—Johnson, 1972-75
	4—Tripucka vs. Boston 10/23/60	20—Johnson, 1973	51—Tripucka, 1960-63
	4—Breaux vs. Buffalo 11/3/63	17—Tripucka, 1962	38—Tensi, 1967-70
	4—Briscoe vs. Buffalo 11/24/68	17—Tensi, 1967	
	4—Johnson at Houston 10/14/73		
Interceptions	6—Horn at Green Bay 9/26/71	34—Tripucka, 1960	85—Tripucka, 1960-63
	6—Herring at Houston 11/26/71	25—Tripucka, 1962	52—Johnson, 1972-75
	5—7 times	22—Herring, 1961	48—Ramsey, 1971-76
Intercept. avoidance	000—by many	031—Morton, 1977	031—Morton, 1977
		037—Johnson, 1974	043—Breaux, 1963
		042—Tensi, 1969	052—Ramsey, 1971-76
		042—Liske, 1970	
Ave. per completion	(Min. of 12 attempts)	(Min. of 100 attempts)	(Min. of 100 attempts)
	33.64—Lee at Oakland 12/5/65	17.09—Briscoe, 1968	17.09—Briscoe, 1968
	27.92—Briscoe vs. Buffalo 11/24/68	16.82—Tensi, 1970	15.98—Shaw, 1962
	27.42—Johnson vs. Kansas City 9/21/75	16.15—Ramsey, 1972	15.47—Breaux, 1963
Ave. per attempt	16.45—Johnson vs. Kansas City 9/21/75	8.07—Johnson, 1974	7.85—Breaux, 1963
	12.69—Johnson at Oakland 10/22/72	8.00—Tensi, 1970	7.59—Morton, 1977
	12.21—Morton vs. Baltimore 11/27/77	7.85—Breaux, 1963	7.56—Johnson, 1972-75

Other Passing Records

Most Consecutive Games with TD Pass—

10—Johnson, 1973-74 (Last 8 games of 1973 and first 2 games of 1974).
9—Morton, 1977 (5th through 13th games).
9—Tripucka, 1962 (Span of 10 games, did not play one game).

Most Consecutive Completions—

11—Tensi at San Diego, 11/23/69
10—Tripucka vs. Dallas, 10/8/61
9—Tripucka at New York, 9/30/62

Longest Scoring Pass—

97—Shaw to Tarr at Boston, 9/21/62
96—Tripucka to Frazier at Buffalo, 9/15/62
90—McCormick to Scarpitto vs. Houston, 10/17/65
90—Johnson to Upchurch vs. Kansas City, 9/21/75

Longest Non-Scoring Pass—

74—Liske to Van Heusen at New Orleans, 11/22/70
74—Horn to Little vs. Oakland, 10/10/71
72—Johnson to Little vs. San Diego, 10/29/74

PASSING RECORDS (CONTINUED)

Top Ten Season Marks

	Att.	Comp.	Int.	Yds.	TD	Pct.
Tripucka—1960	478	248	34	3038	24	.519
Tripucka—1962	440	240	25	2917	17	.545
Johnson—1973	346	184	17	2465	20	.532
Tensi—1969	286	131	12	1990	14	.458
Johnson—1974	244	136	9	1969	13	.557
Ramsey—1976	270	128	13	1931	11	.474
Morton—1977	254	131	8	1929	14	.516
Tensi—1967	325	131	17	1915	16	.403
Johnson—1972	238	132	14	1783	14	.555
Tripucka—1961	344	167	21	1690	10	.486

Top Ten Career Marks

	Att.	Comp.	Int.	Yds.	TD	Pct.
Tripucka—1960-63	1277	662	85	7676	51	.518
Johnson—1972-75	970	517	52	7238	52	.533
Ramsey—1971-76	919	456	58	6437	35	.496
Tensi—1967-70	810	348	45	5153	38	.430
Slaughter—1963-66	584	291	37	3607	22	.498
McCormick—1963-68	537	207	33	2791	17	.385
Lee—1964-65	345	177	23	2303	16	.513
Liske—1969-70	353	173	22	2185	16	.490
Morton—1977	254	131	8	1929	14	.516
Briscoe—1968	224	93	13	1589	14	.415

Career Touchdown Passes—Johnson 52, Tripucka 51, Tensi 38, Ramsey 35, Slaughter 22, McCormick 17, Lee 16, Liske 16, Morton 14, Briscoe 14, Breaux 7, Herring 5, Shaw 4, Choboian 4, Horn 3, Penrose 3, LeClair 2, Mingo 2, Weese 2, Glacken 1, Hufnagel 1, Pastrana 1, Stone 1, Little 1, Anderson 1.

RECEIVING

	Game	Season	Career
Receptions	13—Taylor vs. Chicago 9/30/73	100—Taylor, 1961 92—Taylor, 1960 85—Taylor, 1965	543—Taylor, 1960-66 250—Denson, 1964-70 215—Little, 1967-75
	13—Taylor vs. Oakland 11/29/64		
	12—Taylor at Boston 9/21/62		
Yards	199—Taylor vs. Buffalo 11/27/60	1,235—Taylor, 1960 1,178—Taylor, 1961 1,131—Taylor, 1965	6,872—Taylor, 1960-66 4,150—Denson, 1964-70 3,038—Odoms, 1972-77
	172—Taylor vs. Buffalo 9/19/65		
	171—Taylor at Los Angeles 12/10/60		
TDs	3—Taylor vs. Buffalo 11/27/60	12—Taylor, 1960 11—Denson, 1967 10—Taylor, 1963	44—Taylor, 1960-66 32—Denson, 1964-70 28—Moses, 1972-77
	3—Scarpitto at Buffalo 12/18/66	10—Denson, 1969	
	3—Moses at Houston 10/14/73		
Ave. per catch	(Min. of 4 Catches) 41.25—Little at Buffalo	(Min. of 20 Catches) 21.10—Scarpitto, 1963 20.14—Denson, 1966	(Min. of 20 Catches) 20.54—Van Heusen, 1968-76 18.18—Dolbin, 1975-77 17.99—Moses, 1972-77
	38.00—Tarr at Boston 9/21/62	19.96—Moses, 1977	
	33.50—Scarpitto vs. Houston 10/13/63		

RECEIVING RECORDS (CONTINUED)

Other Receiving Records

Most Consecutive Games with TD Reception—

6—Taylor, 1960-61 (Last 4 games of 1960, first 2 games of 1961)
6—Denson, 1969
4—Scarpitto, 1963
4—Denson, 1967
4—Odoms, 1973

Most Consecutive Games with Reception—

62—Taylor, 1960-64
33—Odoms, 1973-76
21—Little, 1973-74
19—Taylor, 1964-65
19—Denson, 1968-69
18—Prebola, 1961-62
16—Odoms, 1976-77

Top Ten Season Marks

	No.	Yards	TD	Ave.
Taylor—1961	100	1176	4	11.8
Taylor—1960	92	1235	12	13.4
Taylor—1965	85	1131	6	13.3
Taylor—1963	78	1101	10	14.1
Taylor—1962	77	908	4	11.7
Taylor—1964	76	873	7	11.5
Dickinson—1962	60	554	4	9.2
Denson—1969	53	809	10	15.3
Frazier—1961	47	799	6	17.0
Denson—1970	47	646	2	13.7

Top Ten Career Marks

	No.	Yards	TD	Ave.
Taylor—1960-66	543	6872	44	12.7
Denson—1964-70	250	4150	32	16.6
Little—1967-75	215	2418	9	11.2
Odoms—1972-77	213	3038	23	14.3
Scarpitto—1962-67	145	2439	24	16.8
Moses—1972-77	158	2843	28	18.0
Prebola—1961-63	100	1419	4	14.2
Armstrong—1973-77	98	1043	5	10.6
Keyworth—1974-77	87	672	2	7.7
Anderson—1970-73	84	861	2	10.3
Stone—1961-64	84	813	7	9.7

PUNTING

No.	Game	Season	Career
	12—Scarpitto at Oakland 9/10/67	105—Scarpitto, 1967 90—Dilts, 1977	574—Van Heusen, 1968-76 248—Scarpitto, 1965-67
	12—Van Heusen vs. Cincinnati 10/6/68	88—Van Heusen, 1968	202—Fraser, 1962-64
	11—Scarpitto vs. Oakland 11/5/67		
	(Min. of 4 punts)	(Min. of 50 punts)	(Min. of 50 punts)
Ave.	53.8—Scarpitto vs. San Diego 10/22/67	46.1—Fraser, 1963 45.8—Scarpitto, 1966 45.1—Van Heusen, 1973	45.2—Fraser, 1962-64 44.4—Scarpitto, 1965-67 41.7—Van Heusen, 19
	53.5—Fraser vs. New York 11/17/63		
	52.5—Fraser at San Diego 12/22/63		
	52.5—Fraser vs. Kansas City 10/11/64		

Other Punting Records

Longest punt—78—Van Heusen vs. Dallas, 12/2/73
75—Fraser at Oakland, 10/14/62
75—Fraser vs. Boston, 11/11/62
73—Scarpitto vs. Boston, 9/3/67
72—Scarpitto vs. San Diego, 10/22/67
72—Van Heusen vs. Oakland, 10/22/73

INDIVIDUAL RECORDS (CONTINUED)

INTERCEPTIONS

No.	Game	Season	Career
	4—Brown vs. New York 11/15/64	11—Gonsoulin, 1960 9—Brown, 1964 7—Five players	43—Gonsoulin, 1960-66 26—Thompson, 1969-77 17—Greer, 1968-74
	4—Gonsoulin at Buffalo 9/18/60		
	3—Martha vs. Atlanta 10/18/70		
	3—Gonsoulin vs. Kansas City 10/11/64		
Return yards	91—Brown vs. New York 11/15/64	153—Wilson, 1967 140—Brown, 1964	664—Thompson, 1969-77 542—Gonsoulin, 1960-66
	73—T. Jackson vs. Baltimore 11/27/77	136—Jackson, 1976	273—Wilson, 1965-67
	70—Moore at Boston 11/20/64		
	70—Wilson vs. Kansas City 12/17/67		

Other Interception Records

Best interception return average, career (10 or more interceptions)—

25.54, Thompson, 1969-77
19.29, T. Jackson, 1973-77
17.60, McMillin, 1961-62, 1964

Longest scoring interception return—

73, T. Jackson vs. Baltimore 11/27/77
70, Wilson vs. Kansas City 12/17/67
65, Wilson vs. San Diego 11/7/65

Longest non-scoring interception return—

70, Moore at Boston 11/20/64
65, Alliston at Buffalo 9/18/60
65, Foley-Gradishar-Wright, vs. New York Giants,
11/14/76 (Foley intercepted and returned 23,
lateral to Gradishar for 10, lateral to Wright for 32).

PUNT RETURNS

No.	Game	Season	Career
	7—Thompson at Kansas City 10/6/74	51—Upchurch, 1977 39—Upchurch, 1976 30—Thompson, 1973	156—Thompson, 1969-77 117—Upchurch, 1975-76 81—Little, 1967-75
	7—Upchurch vs. San Diego 11/30/75	29—Thompson, 1971	
	6—7 times		
Return yards	167—Upchurch vs. Pittsburgh 11/6/77	653—Upchurch, 1977 536—Upchurch, 1976 366—Thompson, 1973	1811—Thompson, 1969-77 1501—Upchurch, 1975-77 893—Little, 1967-75
	125—Upchurch vs. Cleveland 9/26/76		
	105—Upchurch vs. Buffalo 9/25/77		
Average		(10 or more returns) 16.88—Little, 1967 13.74—Upchurch, 1976 13.46—Thompson, 1974	(15 or more returns) 12.74—Upchurch, 1975-77 11.89—Mingo, 1960-64 11.61—Thompson, 1969-77

Other Punt Returns

Longest scoring punt return—92, Upchurch vs. San Diego 10/3/76
87, Upchurch vs. Pittsburgh 11/6/77
76, Mingo at Boston 9/9/60

Longest non-scoring punt return—

60, Thompson at Baltimore 11/10/74
59, Thompson vs. New England 12/17/72
54, Mitchell at Buffalo 9/20/64

INDIVIDUAL RECORDS (CONTINUED)

KICKOFF RETURNS

No.	Game	Season	Career
	7—Barry at Kansas City 11/1/64	47—Barry, 1964 40—Upchurch, 1975 37—Mitchell, 1963	104—Little, 1967-75 82—Upchurch, 1975-77 73—Barry, 1964-65
	6—R. Montgomery at San Diego 9/24/72		
	6—Upchurch vs. Cleveland 10/19/75		
Return yards	201—R. Montgomery at San Diego 9/24/72	1245—Barry, 1964 1084—Upchurch, 1975 954—Mitchell, 1963	2523—Little, 1967-75 2054—Upchurch, 1975-77 1856—Barry, 1964-65
	197—Upchurch vs. Cleveland 10/19/75		
	185—Little at Miami 9/17/67		
Average		(14 or more returns) 28.50—Thompson, 1969 28.47—Sellers, 1966 28.00—Frazier, 1961	(40 or more returns) 26.28—Haynes, 1965-66 25.42—Barry, 1964-65 25.13—Thompson, 1969-77

Other Kickoff Return Records

Longest scoring kickoff return—

100, Sellers vs. Houston 10/2/66
100, Wilson at Kansas City 10/8/66
94, Montgomery at San Diego 9/24/72

Longest non-scoring kickoff return—

89, Little vs. Oakland 11/10/68
88, Montgomery at Oakland 10/22/72
77, Scott vs. Kansas City 10/23/66

SCORING

	Game	Season	Career
TDs	* 3—8 times	13—Little, 1972 13—Little, 1973 12—Armstrong, 1974 12—Taylor, 1960	54—Little, 1967-75 50—Taylor, 1960-66 32—Denson, 1964-70
FG	5—Mingo vs. San Diego 10/6/63	27—Mingo, 1962 25—Turner, 1971 22—Turner, 1973	127—Turner, 1971-77 72—Mingo, 1960-64 40—Howfield, 1968-70
	4—8 times (Turner 3, Mingo 3, Howfield, Kroner)		
PAT	6—Turner vs. New England 12/17/72	40—Turner, 1973 37—Turner, 1972 36—Howfield, 1969 36—Turner, 1976	220—Turner, 1971-77 120—Mingo, 1960-64 93—Howfield, 1968-70
	6—Turner at Houston 10/14/73		
	6—Turner vs. Tampa Bay 11/7/76		
Points	21—Mingo at Los Angeles 10/10/60	137—Mingo, 1962 123—Mingo, 1960 106—Turner, 1973	531—Turner, 1971-76 408—Mingo, 1960-64 324—Little, 1967-75
	20—Scarpitto at Buffalo 12/18/66		
	20—Mingo vs. San Diego 10/6/63		

*Taylor vs. Buffalo, 11/27/60; Stone at San Diego, 11/4/62; Scarpitto at Buffalo, 12/18/66; Little vs. Minnesota, 10/15/72; Little vs. Cincinnati, 9/16/73; Moses at Houston, 10/14/73; Keyworth vs. Kansas City, 11/18/74; Armstrong vs. Houston, 12/8/74.

SCORING RECORDS (CONTINUED)

Other Scoring Records

Most consecutive games scoring—

55—Turner, 1971-74
42—Turner, 1975-77
32—Howfield, 1968-70
36—Mingo, 1960-64

NOTE: As of the final game of 1977, Turner has scored in 42 consecutive games.

Most consecutive games scoring by a non-kicker—

6—Taylor, 1960-61 (Last 4 games of 1960 and first 2 games of 1961)
6—Denson, 1969
6—Little, 1972

Most consecutive games scoring by rushing—

4—Little, 1969
4—Keyworth, 1974
3—Hayes, 1965
3—Armstrong, 1974

Most consecutive games scoring by reception—

6—Taylor, 1960-61 (Last 4 games of 1960 and first 2 games of 1961)
6—Denson, 1969
4—Scarpitto, 1963
4—Denson, 1967
4—Odoms, 1973

TEAM—GENERAL SEASON

Most consecutive victories—8—1976-77 (last two games of 1976, first six of 1977)

6—1977
4—1962
3—seven times

Most consecutive games without a loss—8—1976-77

7—1973
6—1977

Most consecutive defeats—11—1963

11—1964
9—1967

Most consecutive games without victory—14—1963

14—1964
9—1967

TEAM—GENERAL GAME

Largest margin of victory—43—vs. New York Jets 9/19/1976 (46-3)

37—vs. Oakland 10/5/62 (44-7)
35—vs. Tampa Bay 11/7/76 (48-13)

Most points in one half—38—vs. Tampa Bay 11/7/76

33—vs. San Diego 10/6/63
32—vs. New York 11/22/62

Most points in one quarter—26—at New York Jets 12/3/67

24—vs. Buffalo 11/27/60
24—vs. San Diego 10/6/63
24—vs. Tampa Bay 11/7/76

TEAM—OFFENSE

Scoring

	Game	Season
Most Points	50—vs. San Diego 10/6/63	354—1973
	48—at Houston 10/14/73	353—1962
	48—vs. Tampa Bay 11/7/76	325—1972
Fewest Points	0—San Diego 37, Denver 0—10/29/61	196—1966
	0—at Oakland 51, Denver 0—9/10/67	203—1971
	0—at Kansas City 16, Denver 0—12/6/70	240—1964
	0—at San Diego 17, Denver 0—12/15/74	251—1961
Most touchdowns	6—6 times	41—1973
	Most recent: vs. Tampa Bay 11/7/76	39—1962
		39—1974
		39—1976
Most field goals	5—vs. San Diego 10/6/63	27—1962
	4—8 times	25—1971
		21—1975

Total Offense

	Game	Season
Most plays	86—vs. San Diego 11/30/75	964—1975
	86—at Chicago 12/12/76	959—1965
	84—vs. Boston 12/3/61	958—1960
Most total yards	543—vs. New York Jets 9/19/76	4707—1962
	532—vs. Kansas City 11/18/74	4534—1975
	505—vs. San Diego 9/7/62	4486—1974
Ave. gain per play	8.56—vs. San Diego 9/7/62	5.38—1972
	8.21—at Houston 10/14/73	5.21—1974
	7.77—vs. New England 12/17/72	5.20—1962
Fewest yards	5—at Oakland 9/10/67	3168—1966
	26—at Houston 9/3/66	3332—1964
	117—vs. Buffalo 12/13/64	3811—1961

Rushing Offense

	Game	Season
Rushing plays	60—vs. San Diego 11/30/75	512—1971
	59—at Chicago 12/12/76	500—1976
	57—at Cleveland 10/24/71	490—1975
Rushing yards	356—at Chicago 12/12/76	2157—1974
	328—vs. San Diego 11/30/75	2093—1971
	292—at Oakland 11/24/74	2043—1977
Ave. gain per rush	6.68—vs. Dallas 10/30/60	4.50—1972
	6.64—vs. Houston 9/17/72	4.44—1974
	6.59—vs. Buffalo 11/19/61	4.15—1969
Fewest yards	13—at Oakland 10/22/72	1091—1961
	20—at Dallas 12/10/61	1173—1966
	27—at Buffalo 9/15/62	1195—1960

TEAM RECORDS (CONTINUED)

Passing Offense

	Game	Season
Passes attempted	56—at Buffalo 9/15/72	568—1961
	56—at Boston 9/21/62	559—1962
	55—at Houston 12/20/64	508—1960
Passes completed	35—at Houston 12/20/64	292—1962
	32—vs. Kansas City 11/18/74	265—1961
	31—vs. Houston 11/6/60	259—1960
Passes had intercepted	8—at Houston 12/2/62	45—1961
	6—5 times	40—1962
		35—1960
Completion percentage	.765—vs. Cincinnati 12/14/69	559—1974
	.738—vs. Houston 12/8/74	526—1962
	.724—at Oakland 10/22/72	523—1972
Touchdown passes	5—vs. Buffalo 10/28/62	24—1960
	4—5 times	23—1969
		23—1963
Net yards passing	459—vs. Kansas City 11/18/74	3404—1962
	428—at Buffalo 9/15/62	3247—1960
	396—at Oakland 10/22/72	2720—1961
Fewest net yards	—53—at Oakland 9/10/67	1682—1967
	— 7—at Houston 9/3/66	1995—1966
	6—vs. New York 11/15/64	2021—1964
Fewest times Denver passers thrown for loss	0—Many times	22—1971
		24—1965
		27—1973
Most times Denver passers thrown for loss	11—vs. Buffalo 12/13/64	63—1963
	11—vs. Oakland 11/5/67	61—1964
	10—at Oakland 12/8/75	58—1967
	10—at Oakland 10/31/76	
Most yardage Denver passers thrown for loss	95—vs. Oakland 11/5/67	590—1963
	84—vs. Buffalo 12/13/64	520—1964
	78—vs. Boston 9/29/63	508—1967
	78—vs. Kansas City 12/14/68	

First Downs

	Game	Season
Most first downs	34—vs. Kansas City 11/18/74	270—1962
	31—vs. New York Jets 9/19/76	268—1975
	28—vs. San Diego 9/7/62	258—1974
First downs rushing	19—vs. San Diego 11/30/75	120—1974
	19—at Chicago 12/12/76	111—1965
	16—at Boston 9/24/65	111—1973
First downs passing	25—vs. Kansas City 11/24/74	177—1962
	23—at Houston 12/20/64	141—1960
	20—at Buffalo 9/15/62	137—1975
First downs penalty	6—vs. Houston 9/7/64	27—1965
	5—5 times	25—1961
		26—1969
Fewest first downs	0—at Houston 9/3/66	171—1966
	3—at Oakland 9/10/67	172—1967
	7—at Kansas City 12/6/70	207—1964
	7—vs. Buffalo 12/13/64	

TEAM RECORDS (CONTINUED)

Punts

	Game	Season
Most punts	12—at Oakland 9/10/67	105—1967
	12—vs. Cincinnati 10/6/68	96—1968
	10—4 times	91—1977
Fewest punts	0—vs. Dallas 10/8/61	59—1962
	1—vs. San Diego 11/27/66	60—1972
	1—vs. N. Y. Jets 9/19/76	63—1975
Best average	(Min. of 4 punts)	
	53.75—vs. San Diego 10/22/67	45.2—1966
	53.50—vs. New York 11/17/63	45.1—1973
	52.50—at San Diego 12/22/63	44.9—1967
Poorest average	52.50—vs. Kansas City 10/11/64	
		35.1—1976
		37.1—1977
Best net average (category originated in 1976)	(Min. of 4 punts)	
	52.3—at Houston 12/4/77	33.7—1977
	36.6—vs. San Diego 12/11/77	29.9—1976
	36.0—vs. Buffalo 9/25/77	

Punt Returns

	Game	Season
Most returns	8—at Buffalo 9/20/70	63—1970
	8—at Kansas City 10/6/74	58—1977
	8—vs. San Diego 11/30/75	51—1976
Most return yards	167—vs. Pittsburgh 11/6/77	712—1977
	126—at New York 12/3/67	640—1976
	125—vs. Cleveland 9/26/76	556—1970
Best average		13.5—1967
		12.5—1976
		12.3—1977

Kickoff Returns

	Game	Season
Most returns	10—vs. Boston 10/4/64	78—1963
	10—at San Diego 12/22/63	76—1964
	9—at Boston 10/18/63	71—1965
	9—vs. Kansas City 9/7/63	
Most return yards	295—vs. Boston 10/4/64	1801—1963
	289—vs. Kansas City 9/7/63	1758—1964
	238—at Kansas City 10/8/63	1731—1965
Best average		26.9—1966
		25.3—1967
		24.5—1975

Fumbles

	Game	Season
Most fumbles	6—5 times	40—1961
		36—1966
		34—1963
Most fumbles lost	5—vs. Cleveland 10/19/75	23—1961
	5—vs. Chicago 9/30/73	17—1966
	4—4 times	17—1960
Fewest fumbles	0—Many times	15—1969
		21—1973
		23—4 times
Fewest fumbles lost	0—Many times	8—1964
		9—1969
		9—1973

TEAM RECORDS (CONTINUED)

Penalties

Game	Season
Most penalties	15—vs. Tampa Bay 11/7/76 14—vs. Oakland 10/17/76 14—at N. Y. Jets 10/28/73
	105—1976 94—1970 92—1975
Most yards penalized	160—vs. Tampa Bay 11/7/76 134—vs. Pittsburgh 11/6/77 132—vs. Oakland 10/17/76
	986—1976 887—1970 883—1977

Fewest penalties	0—vs. Kansas City 12/17/67 1—9 times	48—1967 54—1960 60—1961
------------------	---	-------------------------------

Fewest yards penalized	0—vs. Kansas City 12/17/67 0—at Boston 9/21/62 5—3 times	501—1960 512—1967 548—1963
------------------------	--	----------------------------------

TEAM—DEFENSE

Total Defense

Game	Season 100
Fewest plays allowed	40—vs. San Diego 10/6/63 42—vs. San Diego 11/30/75 44—at Boston 9/24/65 44—vs. Boston 9/29/63
	826—1971 838—1970 847—1963

Fewest yards allowed	60—at Cleveland 10/24/71 66—vs. Chicago 12/5/71 70—vs. San Diego 11/2/69	3705—1970 3722—1976 3774—1977
----------------------	--	-------------------------------------

Lowest yield per play	1.12—vs. Chicago 12/5/71 1.25—vs. San Diego 11/2/69 1.30—at Cleveland 10/24/71	4.01—1977 4.14—1976 4.39—1972
-----------------------	--	-------------------------------------

Rushing Defense

Game	Season
Fewest rushes allowed	11—at N. Y. Jets 12/3/67 14—at N. Y. Jets 10/28/73 15—at Cleveland 10/24/71
	384—1965 409—1970 420—1963

Fewest yards allowed	0—at Kansas City 12/19/65 18—vs. Pittsburgh 9/27/70 24—at Cleveland 10/24/71	1337—1965 1351—1970 1530—1977
----------------------	--	-------------------------------------

Lowest yield per rush	0.00—at Kansas City 12/19/65 0.64—vs. Pittsburgh 9/27/70 1.47—vs. Cincinnati 12/14/69	3.26—1977 3.30—1970 3.45—1976
-----------------------	---	-------------------------------------

Passing Defense

Game	Season
Fewest attempts by opponents	14—vs. Oakland 10/30/77 14—at New England 11/28/76 14—at Kansas City 11/27/69 14—at Houston 11/20/60
	348—1975 356—1971 379—1970

Fewest completions by opponents	2—at Chicago 12/12/76 5—at Green Bay 9/26/71 5—vs. Dallas 10/8/61	150—1971 181—1975 189—1960
---------------------------------	---	----------------------------------

Lowest completion percentage allowed	.118—at Chicago 12/12/76 .226—vs. Chicago 12/5/71 .259—at Cleveland 10/24/71	.421—1971 .448—1961 .459—1965
--------------------------------------	--	-------------------------------------

Fewest net yards allowed	—7—vs. Chicago 12/5/71 18—at Kansas City 12/6/70 33—vs. Kansas City 10/4/70	1985—1971 2026—1976 2032—1975
--------------------------	---	-------------------------------------

Fewest TD passes allowed	0—Many times	8—1976 11—1977 14—1975 14—1974
--------------------------	--------------	---

TEAM DEFENSE RECORDS (CONTINUED)

PASSING DEFENSE (CONTINUED)

Highest percentage interception of opponent passes	.073—1964 .070—1960 .063—1962
--	-------------------------------------

Most opponent passes intercepted	7—at Oakland 10/16/77 6—4 times	32—1964 28—1967 27—1962 27—1960
----------------------------------	------------------------------------	--

Most yards interception returns	133—at Buffalo 9/18/60 117—vs. Oakland 10/5/62 110—vs. Kansas City 10/9/77	491—1977 483—1962 465—1965
---------------------------------	--	----------------------------------

Most times opponent passers thrown for loss	10—at Cincinnati 10/19/69 9—vs. Chicago 12/5/71 9—vs. Buffalo 11/19/61	50—1970 45—1969 44—1971 44—1964
---	--	--

Most yardage, opponent passers thrown for loss	95—vs. New York 11/15/64 76—vs. Kansas City 10/4/70 75—vs. New England 12/17/72	456—1970 447—1964 435—1971
--	---	----------------------------------

Lowest yield per pass attempt	5.00—1964 5.49—1961 5.52—1972
-------------------------------	-------------------------------------

Lowest yield per pass completion	10.60—1976 10.64—1972 10.84—1974
----------------------------------	--

Punting

Game	Season
(4 or more punts)	
Lowest opponent average	30.0—vs. Buffalo 11/27/60 30.4—at Houston 10/26/69 30.8—at Dallas 12/10/61
	37.3—1976 39.0—1960 40.7—1977

Punt Returns

Game	Season
Lowest opponent average	6.13—1968 7.03—1969 7.35—1977

Kickoff Returns

Game	Season
Lowest opponent average	17.14—1961 20.13—1960 20.39—1973

Fumbles

Game	Season
Most opponent fumbles recovered	5—at Boston 11/6/66 5—vs. Buffalo 12/13/64 5—at Oakland 10/14/62
	21—1964 20—1963 20—1971

Fewest opponent fumbles recovered	0—Many times	11—1974 12—1972 12—1968 12—1967
-----------------------------------	--------------	--

TEAM DEFENSE RECORDS (CONTINUED)

First Downs

	Game	Season
Fewest opponent first downs	3—vs. San Diego 11/30/75	199—1970
	5—at Chicago 12/12/76	206—1971
	6—vs. Oakland 11/20/66	217—1977
	6—at Cleveland 10/24/71	
Fewest opponent first downs rushing	1—vs. Cincinnati 12/14/69	67—1970
	1—at Cleveland 10/24/71	77—1977
	1—at Los Angeles 12/12/72	83—1971
Fewest opponent first downs passing	1—San Diego 11/30/75	91—1971
	1—at Chicago 12/12/76	104—1976
	2—Dallas 10/8/61	106—1975
Fewest opponent first downs penalty	0—Many times	12—1968
		14—1970
		15—1962

Penalties

	Game	Season
Most opponent penalties	13—at Houston 10/26/69	98—1961
	13—vs. Cleveland 9/26/76	97—1977
	12—4 times	88—1976
		88—1975
Most yards opponent penalized	140—at Houston 10/26/69	901—1969
	132—vs. Chicago 9/30/73	836—1965
	124—vs. New York 9/21/69	824—1973
Fewest yards opponent penalized	0—at Oakland 12/19/71	516—1963
	4—at Miami 12/20/75	573—1964
	5—at Houston 9/3/66	576—1966
	5—vs. Boston 11/11/62	

Scoring

	Game	Season
Fewest points	0—vs. St. Louis 9/18/77	148—1977
	0—vs. San Diego 11/2/69	206—1976
	0—at Cleveland 10/24/71	264—1970
	0—vs. San Diego 10/3/76	
	0—at San Diego 11/14/76	
Fewest touchdowns allowed	0—Many times	18—1977
		25—1976
		28—1970
Fewest field goals allowed	0—Many times	8—1977
		12—1976
		13—1961

OPPONENT INDIVIDUAL RECORDS

Total Offense

MOST PLAYS—60, Joe Namath, at N. Y. Jets, 12/3/67. **YARDS GAINED**—448, Len Dawson, at Kansas City, 11/1/64. **GAIN PER PLAY**—(10 or more plays)—21.62, Jacky Lee, at Houston, 11/29/60.

Rushing

MOST RUSHES—27, Abner Haynes, Dallas, 10/30/60. **YARDS GAINED**—183, Paul Lowe, at San Diego, 12/22/63. **GAIN PER RUSH (8 or more rushes)**—12.50, Abner Haynes, at Miami, 9/17/67. **LONGEST SCORING RUN**—69, Curtis McClinton, at Dallas, 12/9/62. **LONGEST NON-SCORING RUN**—76, Willmer Fowler, Buffalo, 11/27/60.

OPPONENT RECORDS (CONTINUED)

Passing

ATTEMPTS—60, Joe Namath, at N.Y. Jets, 12/3/67. **COMPLETIONS**—31, Joe Gilliam, Pittsburgh (OT), 9/22/74. **HAD INTERCEPTED**—7, Ken Stabler, at Oakland, 10/16/77. **YARDS GAINED**—435, Len Dawson, at Kansas City, 11/1/64. **COMPLETION PERCENTAGE** (10 or more passes)—.813, Bob Berry, at Atlanta, 11/26/72. **TOUCHDOWNS**—6, Len Dawson, at Kansas City, 11/1/64. **LONGEST SCORING PLAY**—92, Len Dawson to Tom Brooker, Dallas, 11/18/62. **LONGEST NON-SCORING PLAY**—77, Tom Flores to Art Powell, Oakland, 11/29/64.

Receiving

RECEPTIONS—12, Art Powell, New York, 10/22/61. 12, Ed Podolak, at Kansas City, 10/7/73. 12, Ken Payne, Green Bay, 9/29/75. **YARDS GAINED**—213, Curtis McClinton, at Kansas City, 12/19/65. **TOUCHDOWNS**—4, Lance Alworth, San Diego, 12/1/68.

Punting

MOST PUNTS—11, Dennis Partee, San Diego, 11/30/75. 11, Bob Parsons, at Chicago, 12/12/76. **AVERAGE (4 or more punts)**—57.40, Steve O'Neal, New York, 9/21/69. **LONGEST PUNT**—98, Steve O'Neal, New York, 9/21/69.

Punt Returns

MOST RETURNS—9, Rodger Bird, at Oakland, 9/10/67. **RETURN YARDS**—143, Rodger Bird, at Oakland, 9/10/67. **LONGEST SCORING RETURN**—82, Bobby Jancik, at Houston, 12/20/64. **LONGEST NON-SCORING RETURN**—72, Greg Pruitt, at Cleveland, 10/27/74.

Kickoff Returns

MOST RETURNS—5, held by seven players. **RETURN YARDS**—164, Dave Grayson, Kansas City, 10/11/64. **LONGEST SCORING RETURN**—106, Noland Smith, Kansas City, 12/17/67. **LONGEST NON-SCORING RETURN**—80, Dave Grayson, Kansas City, 10/11/64.

Interceptions

MOST INTERCEPTIONS—3 held by nine players. **RETURN YARDS**—99, Bobby Hunt, at Kansas City, 12/8/63. **LONGEST SCORING RETURN**—80, Coy Bacon, San Diego, 11/11/73. **LONGEST NON-SCORING RETURN**—87, Ron Hall, Boston, 9/18/66.

Scoring

TOUCHDOWNS—4, Frank Jackson, at Dallas, 12/10/61. 4, Bert Coan, Kansas City, 10/23/66. 4, Lance Alworth, San Diego, 12/1/68. **FIELD GOALS**—6, Gino Cappelletti, Boston, 10/4/64. **LONGEST FIELD GOAL**—57, Don Cockroft, Cleveland, 10/29/72. **POINTS**—24, Frank Jackson, at Dallas, 12/10/61. 24, Bert Coan, Kansas City, 10/23/66. 24, Lance Alworth, San Diego, 12/1/68.

OPPONENT SINGLE GAME TEAM RECORDS

Scoring

POINTS—59, Kansas City, 9/7/63.

Total Offense

PLAYS—93, Pittsburgh (OT), 9/22/74. **YARDS GAINED**—634, at Oakland, 10/25/64. **GAIN PER PLAY**—10.30, San Diego, 10/6/63. **FEWEST YARDS GAINED**—60, at Cleveland, 10/24/71.

OPPONENT RECORDS (CONTINUED)

Rushing

RUSHES—62, at New England, 11/28/76. **YARDS GAINED**—380, Kansas City, 10/23/66. **GAIN PER RUSH**—9.27, Kansas City, 10/23/66. **FEWEST YARDS GAINED**—0, at Kansas City, 12/19/65.

Passing

ATTEMPTS—62, at New York, 12/3/67. **COMPLETIONS**—31, Pittsburgh (OT), 9/22/74. **HAD INTERCEPTED**—7, at Oakland, 10/16/77. **MOST YARDS GAINED**—427, at Oakland, 10/25/64. **FEWEST YARDS GAINED**—(-7), Chicago, 12/5/71. **COMPLETION PERCENTAGE**—.813, at Atlanta, 11/26/72.

First Downs

TOTAL FIRST DOWNS—33, Pittsburgh (OT), 9/22/74. **RUSHING**—21, at New England, 11/28/76. **PASSING**—21, San Diego, 12/1/68. **PENALTY**—6, Miami, 12/4/66. 6, at Oakland, 11/9/69.

Punting

MOST PUNTS—11, San Diego, 11/30/75, and at Chicago, 12/12/76. **BEST AVERAGE (4 or more punts)**—57.40, NY Jets, 9/21/69.

Punt Returns

MOST RETURNS—9, at Oakland, 9/10/67. **RETURN YARDS**—143, at Oakland, 9/10/67.

Kickoff Returns

MOST RETURNS—9, at Houston, 10/14/73, and at San Diego, 12/9/73. **RETURN YARDS**—238, at Kansas City, 10/8/66.

TWO TEAM RECORDS

Scoring

POINTS—91—N.Y. Titans, 46, Denver 45.

Total Offense

PLAYS—160—Denver 67, Pittsburgh 93 (OT), 9/22/74. **YARDS GAINED**—1,057—Denver 476, at San Diego 581, 10/20/68.

Rushing

MOST RUSHES—90—Denver 59, at Chicago 31, 12/12/76. **YARDS GAINED**—472—Denver 356, at Chicago 116, 12/12/76.

Passing

ATTEMPTS—97—Denver 53, at Houston 44, 12/2/62. **COMPLETIONS**—53—Denver 35, at Houston 18, 12/20/64. **HAD INTERCEPTED**—13—Denver 8, at Houston 5, 12/2/62. **YARDS GAINED**—708—Denver 321, at San Diego 387, 10/20/68.

Other

TOTAL FIRST DOWNS—58—Denver 34, Kansas City 24, 11/18/74. **FUMBLES**—12—Denver 6, at Boston 6, 11/6/66, and Denver 5, Buffalo 7, 12/13/64. **FUMBLES LOST**—10—Denver 5, at Boston 5, 11/6/66. **YARDS PENALIZED**—243—Denver 132, Oakland 111, 10/17/76. **FEWEST YARDS PENALIZED**—25—Denver 5, Dallas 20, 10/30/60.

PLAYER HISTORY

ALL-TIME DRAFT CHOICES

1960 (First selections)—Harry Ball, T, Boston College; Charley Britt, QB, Georgia; Dave Canary, E, Cincinnati; Paul Candro, HB, Boston U.; Bill Carrico, G, N. Texas St.; Larry Cundiff, C, Mich. State; Bernard Darre, T, Tulane; Roger Davis, T, Syracuse; Lonnie Dennis, G, Brig. Young; John Dingens T-G, Detroit; Maurice Doke, G, Texas; Mike Dowdle, FB, Texas; Wayne Hawkins, T, COP; Gary Huber, C, Miami (O.); Dave Hudson, E, Florida; Claude King, HB, Houston; Don Knochak, FB, N. Carolina; Roger LeClerc, C, Trinity; Dean Look, QB, Mich. State; Bill Mathis, HB, Clemson; Ken McNeece, T-G, San Jose St.; James Monroe, QB, Arkansas; Ray Norton, HB, San Jose St.; Robert Rosbaugh, HB, Miami (Fla.); Mel Semenko, E, Colorado; Lebron Shields, T, Tennessee; Jack Spikes, FB, TCU; Howard Turley, E, Louisville; Jim Walden, QB, Wyoming; Willie West, HB, Oregon; John Willener, G, Oregon; Bob Yates, T, Syracuse; Ken Young, E, Valparaiso; Bob Zimpter, T-G, Bowling Gr.

1960 (Second selections)—Mel Branch, T-G, LSU; Ronnie Cain, E, Kentucky; Jack Campbell, E, Toledo; Tom Chapman, E, Detroit; LaVelle Coleman, HB, West Mich.; Jim Colvin, T-G, Houston; Teddy Foret, T-G, Auburn; Bobby Green, HB, Florida; Jack Hanlon, HB, Penn.; G. Hershberger, T-G, Wichita; Sam Homer, HB, VMI; Bob Hudson, E, Lamar Tech.; Vic Jones, HB, Indiana; Billy Luplow, T-G, Arkansas; George Phelps, HB, Cornell C. Ia.; Tom Roberts, T-G, Georgia Tech; Sam Stenger, C, Denver; Olin Treadway, QB, Iowa; John Wilkins, T-G, So. California; Emmet Wilson, T-G, Georgia Tech.

1961—1, Bob Galters, HB, N. Mex. St. 2, Jerry Hill, HB, Wyoming. 3, Chas. Strange, C, LSU. 4, Roland McDale, T, Nebraska. 4a, (NY), Sonny Davis, E, Baylor. 5, Charles Cowan, E, NM H'lds. U. 6, Dale Evans, HB, Kansas State. 7, Pat Patchen, E, Florida. 9, Phil Nugent, QB, Tulane. 10, Chas. Sturgeon, HB, Kentucky. 11, John Simko, E, Augustana. 12, Jerry Miller, E, H. Payne. 13, Ron Greene, G, Wash. St. 14, Bill Cooper, FB, Muskingum. 15, Willie Crafts, G, Texas A&I. 16, Jim Larkin, T, Hillsdale. 17, Chuck Weiss, FB, Colorado. 18, Chick Graning, HB, Georgia Tech. 19, John Hobbs, G, Maryland St. 20, Buck McLeod, T, Baylor. 21, Jim Morgan, HB, Iowa St. Tech. 22, Tom Hackler, E, Tenn. Tech. 23, Tom Jewell, T, Idaho St. 24, E. A. Simms, E, N. Mex. St. 25, Pete Samms, T, Central Okla. 26, Sam Smith, HB, Florence St. 27, Donald Olson, HB, Nebraska. 28, Wayne Lee, G, Colo. St. Col. 29, Archie Cobb, T, Nebraska. 30, Dave Mills, HB, NE Mo. St. Tech.

1962—1, Merlin Olsen, T, Utah St. 2, Jerry Hillebrand, E, Colorado. 3, Charles Holmes, FB, Maryland St. 4, John Furman, QB, Texas Western. 7, John McGeever, HB, Auburn. 8, Elbert Harris, HB, S.E. Louisiana. 9, Larry Jepson, C, Furman. 10, Gale Weidner, QB, Colorado. 11, Mike Kline, G, Oregon St. 13, Bob Cegelski, C, Montana St. 14, Sonny Gibbs, QB, TCU. 15, Bill Loudon, G, Benedict Coll. 16, Gary Ballman, HB, Mich. St. 17, Jerry Tarr, E, Oregon. 18, Pete Schenk, E, Washington St. 20, Mike Martin, E, Washington St. 21, Jim Perkins, T, Colorado. 22, Don Kasso, HB, Oregon St. 23, Ken Tureaud, HB, Michigan. 24, Neil Thomas, G, Hillsdale. 25, Dave Edwards, E, Auburn. 26, Jim Roberts, T, Mississippi. 27, A. Von Sonn, C, UCLA. 28, Paul Holmes, T, Georgia. 29, Lynn Hoyem, C, Long Beach St. 30, Walter Mince, HB, Arizona. 31, Bill Williamson, T, Bakersfield JC. 32, Vester Flanagan, T, Humboldt St. 33, Duane Allen, E, Mt. S.A. Coll. 34, S. Stonebraker, E, Detroit.

1963—1, K. Alexander, HB, UCLA. 2a, (NY), Ray Poage, FB, Texas. 2b, Tom Nomina, T, Miami (O.). 3, Tommy Janik, HB, Texas A&I. 4, Lou Slaby, LB, Pittsburgh. 5, Ray Mansfield, C, Washington. 6, Anton Peters, T, Florida. 7a, (San Diego), M. Slaughter, QB, Louisiana Tech. 7b, Paul Flatley, E, Northwestern. 8a, (Buf.), H. Dixon, FB, Florida A&M. 8b, John Griffin, HB, Memphis St. 9, Marv Fleming, E, Utah. 10a, Lonnie Sanders, HB, Michigan St. 10b, (Hous.), Pat Richter, E, Wisconsin. 11, Billy Joe, FB, Villanova. 12, John Gamble, E, U. of Pacific. 13, James Maples, C, Baylor. 15, W. Freeman, E, North Texas. 16, Dave Crossan, G, Maryland. 17, Bob Paremore, HB, Florida A&M. 18, Charles Mitchell, HB, Washington. 19a, Frank Baker, FB, Toledo. 19b, (Dallas), Bruce Starling, HB, Florida. 20, Dan Grimm, G, Colorado. 21, Ross Nolan, E, NE Louisiana. 22, Dave Mathiesen, QB, Washington St. 23, Billy Mooty, HB, Arkansas. 24, C. B. Simons, LB, Stanford. 25, Forest Farmer, LB, Purdue. 26, Monte Day, T, Fresno St. 27, John Sellers, T, Bakersfield JC. 28, Bill Reddell, HB, Occidental. 29, Kern Carson, HB, San Diego St.

ALL-TIME DRAFT CHOICES (CONTINUED)

1964—1, Bob Brown, T, Nebraska. 3, Marv Woodson, DB, Indiana. 3a, Matt Snorton, DE-E, Michigan St. 6, Don Shackleford, T, Pacific. 6a, Al Denton, FL, Florida A&M. 7, Ray Kubala, C-T, Texas A&M. 7a, Jerry Richardson, LB, W. Texas St. 8, W. Hilgenberg, G-LB, Iowa. 9, John Mims, T, Rice. 12, Paul Krause, DB, Iowa. 13, Charley Parker, G, So. Mississippi. 14, Bob Hayes, HB, Florida A&M. 15, Chuck Logan, E, Northwestern. 16, Bob Cherry, E, Wittenburg. 17, J. McNaughton, E, Utah St. 18, George Mira, QB, Miami. 19, Odell Barry, FL, Findlay. 21, Dick Herzog, T, Drake. 22, Gary Lewis, HB, Arizona St. 23, Ken Brusvan, T, Oregon St. 24, Mickey Bitsko, LB, Dayton. 25, Jim Jones, E, Wisconsin. 26, Bob Berry, QB, Oregon.

1965—2, Dick Butkus, LB, Illinois. 3, Glen Ressler, C, Penn St. 4, Geo. Donnelly, DB, Illinois. 5a, Bob Breitenstein, T, Tulsa. 5b, Max Leetzow, DT, Idaho. 6, Tom Wilhelm, T, Syracuse. 7, Jim Garcia, DE, Purdue. 8, John Holman, G, Wisconsin. 9, Gary Bussell, DB, Georgia Tech. 10, Gene Jeter, LB, Arkansas A&M. 11, Tom Vaughan, HB, Iowa St. 12, Tom Myers, QB, Northwestern. 13, Mike Strofalino, LB, Villanova. 14, John Frick, G, Ohio U. 15, Jeff Jordan, DB, Tulsa. 16, Brian Schweda, T, Kansas. 18, Larry Dupree, HB, Florida. 19, R. Oelschlagler, HB, Kansas. 20, Terry Metchner, G, Albion.

1966—1, Jerry Shay, T, Purdue. 2, Freeman White, E, Nebraska. 3, Bob Hadrick, E, Purdue. 4, Randy Johnson, QB, Texas A&I. 5, Billy Clay, DB, Mississippi. 6, James Fulgham, T, Minnesota. 7, Jerry Jone, G, Bowling Green. 7a, (Buf.), Scotty Glacken, QB, Duke. 8, Goldie Sellers, DB, Grambling. 9, Ron Sbranti, LB, Utah St. 10, Larry Cox, T, Abilene CC. 11, James Burns, G, Northwestern. 13, Eric Crabtree, DB, Pittsburgh. 14, Fred Forsberg, DT, Washington. 15, Mike Ringer, DB, Oklahoma. 16, Frank Rogers, K, Colorado. 17, Gary Eickman, DE, Illinois. 18, Tom Talaga, T, Notre Dame. 19, Tom Coughlin, DE, Miami. 20, Cliff Hysell, T, Montana St.

1967—1, Floyd Little, HB, Syracuse. 2, Thomas Beer, TE, Houston. 3a, Mike Current, T, Ohio State. 3b, Geo. Goeddeke, C, Notre Dame. 4, C. Cunningham, DE, Houston. 5a, Fran Lynch, FB, Hofstra. 5b, John Huard, LB, Maine. 6, Neal Sweeney, E, Tulsa. 7, Frank Richter, G, Georgia. 8, Tom Cassese, E, C. W. Post. 9, James Summers, DB, Michigan St. 10, Paul Krause, QB, Duquesne. 11, Lou Andrus, DE, Brigham Young. 13, Dennis Furjanic, DE, Houston. 14, Tom Francisco, HB, Virginia Tech. 15, Donald Smith, G, Florida A&M. 16, Jack Lentz, QB, Holy Cross. 17, W. Valley, Jr., T, Oregon St.

1968—2, Curley Culp, DE, Arizona St. 3a, Garrett Ford, RB, West Virginia. 3b, (K.C.), Robert Vaughan, T, Mississippi. 4b, (Miami), Gordon Lambert, LB, Tenn. Martin. 4c, (K.C.), Drake Garrett, DB, Michigan St. 4d, (Cincy), Gus Holloman, DB, Houston. 8, Steve Holloway, DB, Weber St. 9, Paul Smith, LB, New Mexico. 10, Bob Langford, T, Middle Tenn. 12, Robert Hendrix, T, Mississippi. 13, Charles Greer, DB, Colorado. 14, Marlin Briscoe, RB, Omaha. 15, Jeff Kuhman, LB, Vermont. 16, Adin Brown, LB, William & Mary. 17, Steve Grady, RB, So. California.

1969—2, Grady Cavness, DB, Texas-El Paso. 3, Bill Thompson, DB, Maryland St. 4a, Mike Schnitzer, LB, Colorado (From Boston thru K.C.). 4b, Edward Hayes, DB, Morgan St. 5, Frank Quayle, RB, Virginia. 6a, (Buf.), Wandy Williams, RB, Hofstra. 6b, Mike Coleman, RB, Tampa. 7, Al Giffin, TE, Auburn. 9, Henry Jones, RB, Grambling. 10, Jim Smith, DB, Utah St. 11, Alan Pastrana, QB, Maryland. 12, Wes Plummer, DB, Arizona St. 13, John Sias, SE, Georgia Tech. 14, Gary Crane, LB, Arkansas St. 15, Errol Kahoun, G, Miami (O.). 16, Billy Woods, DB, No. Texas St. 17, Buster O'Brien, QB, Richmond.

1970—1, Bob Anderson, RB, Colorado. 2, Alden Roche, DE, Southern. 3, John Kohler, T, South Dakota. 4, Jerry Hendren, WR, Idaho. 5, Bill McKoy, LB, Purdue. 6, John Mosier, TE, Kansas. 7, R. Montgomery, CB, Weber St. 8, (KC), L. Porter, RB, Southern. 9, D. Washington, LB, Alcorn A&M. 10, M. Fullerton, DT, Tuskegee Inst. 11, Cleve Bryant, DB, Ohio University. 12, Greg Jones, RB, Wisconsin St. 13, Jim McKoy, CB, Parsons College. 14, Jeff Slipp, LB, Brigham Young. 15, Maher Barakat, K, So. Dakota Tech. 16, Bob Stewart, QB, Northern Ariz. 17, Frank Kalfoss, K, Montana St.

1971—1, M. Montgomery, OT, So. California. 2, Dwight Harrison, WR, Texas A&I. 4a, Lyle Alzado, DE, Yankton Col. 4b, C. Johnson, CB, Alcorn A&M. 6, Howard Phillips, C, Michigan St. 7, Doug Adams, CB, Ohio St. 8, Tom Beard, LB, Michigan St. 9, John Handy, LB, Purdue. 10, Carlis Harris, WR, Idaho St. 11, Roger Roitsch, DT, Rice. 12, Floyd Franks, WR, Mississippi. 13, Craig Blackford, QB, Evansville. 14, Tommy Lyons, C, Georgia. 15, Lawrence James, RB, Norfolk St. 16, Steve Thompson, DT, Minnesota. 17, Jack Simcas, P-K, Virginia Tech.

ALL-TIME DRAFT CHOICES (CONTINUED)

1972—1, Riley Odoms, TE, Houston. 3, Bill Phillips, LB, Arkansas St. 4, (Minn.), Tom Graham, LB, Oregon. 5, (Phila.), Jim Krieg, WR, Washington. 8, Ronnie Estay, LB, LSU. 9, Floyd Priester, DB, Boston U. 10, Richard Wilkins, DE, Maryland St. 11, Larry Brunson, WR, Colorado. 12, R. McDougall, DB, Weber St. 13, Bob Warner, RB, Bloomsburg St. 14, Jerome Kundich, G, UTEP. 15, Skip Parmenter, DT, Massachusetts. 16, Tom Bougus, RB, Boston College. 17, Lou Harris, RB, Southern California.

1973—1, Otis Armstrong, RB, Purdue. 2, Barney Chavous, DE, S. Carolina St. 3a, Paul Howard, OG, Brigham Young. 3b, John Wood, DT, LSU. 4, Tom Jackson, LB, Louisville. 5, Charles McTorry, DB, Tennessee St. 7a, Mike Askea, OT, Stanford. 7b, John Grant, DE, So. California. 9, Lyle Blackwood, DB, Texas Christian. 10, Al Marshall, WR, Boise State. 11, Elton Brown, DT, Utah State. 12, Jim O'Malley, LB, Notre Dame. 13a, Ed Smith, DE, Colorado Col. 13b, Ed White, RB, Tulsa. 14, John Hufnagel, QB, Penn State. 15, Calvin Jones, DB, Washington. 16a, Oliver Ross, RB, Alabama A&M. 16b, Ken Muhlbeier, C, Idaho State. 17, Kenneth Morgan, TE, Elon College.

1974—1, Randy Gradishar, LB, Ohio State. 2, Carl Wafer, DT, Tenn. State. 3, Claudie Minor, T, San Diego St. 4, Ozell Collier, CB, Colorado. 6a, John Winesberry, WR, Stanford. 10, Charlie Johnson, CB, Southern. 11, Steve Buchanan, RB, Holy Cross. 12, Larry Cameron, LB, Alcorn A&M. 13, John Clerkley, DT, Fort Valley St. 14, Rich Marks, DS, No. Illinois. 15, Piel Pennington, QB, U. of Mass. 16, Darrell Austin, T, So. Carolina. 17, Boyd Brown, TE, Alcorn A&M.

1975—1, Louis Wright, CB, San Jose St. 2, Charlie Smith, DE, N. Carolina Cen. 3a, (N.Y.G.) Mike Franckowiak, QB-KS, Central Mich. 3b, Drew Mahalic, LB, Notre Dame. 4a, (KC) Steve Taylor, DB, Georgia. 4b, Rick Upchurch, WR-Spec., Minnesota. 5a, Stan Rogers, T, Maryland. 5b, Rubin Carter, DT, Miami. 8, Steve Foley, S-QB, Tulane. 9, Russell Williams, DB, Arizona. 10, (KC), Hank Englehardt, C, Pacific. 10, Steve Haggerty, WR, Nev.-Las Vegas. 12, Harry Walters, LB, Maryland. 13, Eric Penick, RB, Notre Dame. 14, Jerry Arnold, G, Oklahoma. 15, Ken Shelton, TE, Virginia. 16, Bubba Bridges, DT, Colorado. 17, Lester Sherman, Ret. Spec., Albany St.

1976—1, Tom Glassic, G, Virginia. 2, Kurt Knoff, S, Kansas. 4, Craig Penrose, QB, San Diego St. 5, Lonnie Perrin, RB, Illinois. 8, James Betterson, RB, North Carolina. 9a, Jim Czirr, C, Michigan. 9b, (St. Louis), Jim Lisko, LB, Arkansas St. 10, Art Gilliam, DE, Grambling. 11, Greg Pittman, LB, Iowa St. 12, Randy Moore, DT, Arizona St. 13, Donnie McGraw, CB, Houston. 14, Larry Evans, LB, Mississippi Col. 15, Wilbur Summers, KS, Louisville. 16, John Huddleston, LB, Utah. 17, Randy Cozens, LB, Pittsburgh.

1977—1, Steve Schindler, G, Boston College. 2, Rob Lytle, RB, Michigan. 4, Bill Bryan, C, Duke. 7, Larry Swider, P, Pittsburgh. 8, Calvin Culliver, RB, Alabama. 9, Charles Jackson, NT, Washington. 10, Orna Middlebrook, WR, Arkansas state. 11, Phil Heck, LB, California. 12, Scott Levenhagen, TE, Western Illinois.

1978—1, Don Latimer, DT, Miami (Fla.). 2, Bill Gay, TE, USC. 8, Frank Smith, OT, Alabama A&M. 10, Vince Kinney, WR. 11, Lacy Brumley, OT, Clemson.

MAJOR TRADES 1977

Obtained RB Jim Jensen from Dallas for a future undisclosed draft choice.
Obtained OT Andy Maurer from San Francisco for 9th-1978.
Obtained C Mike Montler from Buffalo for a future undisclosed draft choice.
Obtained DB Bernard Jackson from Cincinnati for 3rd-1978 and 7th-1978.
Obtained QB Craig Morton from the New York Giants for QB Steve Ramsey and 5th-1978.

1976

Obtained LB Godwin Turk from New York Jets for 5th-1977.
Obtained OT Bill Bain from Green Bay for 3rd-1977.
Obtained 9th-1976 (Lisko) from St. Louis for DB Jeff Severson.

MAJOR TRADES (CONTINUED)

1975

Obtained DB Jeff Severson from Houston for 7th-1976.
Obtained past considerations from Kansas City for TE Billy Masters.
Obtained C Phil Olsen from Los Angeles for WR Otto Stowe and 3rd-1976 and 6th-1977.
Obtained DB Clarence Ellis from Atlanta for DB Charles Greer, WR Jerry Simmons and 6th-1976.
Obtained DT Greg Marx and 5th-1975 (Rogers) from Atlanta for OG Larron Jackson.

1974

Obtained 4th-1975 (Taylor) from Kansas City for LB Tom Graham.
Obtained 10th-1975 (Englehardt) from Kansas City for OT Tom Drougas.
Obtained 3rd-1975 (Franckowiak) from New York Giants for RB Joe Dawkins.
Obtained RB Jon Keyworth from Washington for 6th-1975 and 11th-1975.
Obtained DB John Rowser from Pittsburgh for 6th-1974 and 9th-1974.

1973

Obtained LB Ray May from Baltimore for 3rd-1974 and 8th-1974.
Obtained DB Dale Hackbart from St. Louis for 10th-1974.
Obtained LB Bill Laskey from Baltimore for 7th-1974.
Obtained WR Gene Washington from Minnesota for WR Rod Sherman and 5th-1974.

1972

Obtained 3rd-1974 (Minor) and 6th-1974 (traded to Pittsburgh) from Cleveland for QB Don Horn.
Obtained WR Haven Moses from Buffalo for WR Dwight Harrison.
Obtained 3rd-1973 (Howard) from Cleveland for DE Rich Jackson.
Obtained C Bobby Maples from Pittsburgh for 6th-1973.
Obtained OT Rick Sharp from Pittsburgh for 8th-1973.
Obtained DE-OT Lloyd Voss from Pittsburgh for 5th-1973.
Obtained QB Charley Johnson from Houston for 3rd-1973.
Obtained RB Eddie Ray and 3rd-1973 (Wood) from San Diego for DT Dave Costa.
Obtained 7th-1973 (Grant) from Baltimore for TE John Mosier.
Obtained LB Al Andrews from Buffalo for LB Dave Washington.
Obtained 5th-1973 (traded to Pittsburgh) from New Orleans for LB John Huard.

1971

Obtained RB Joe Dawkins from Houston for RB Dickie Post.
Obtained OG Larron Jackson and 5th-1972 from Houston for DB Cleophus Johnson.
Obtained LB Olen Underwood from Houston for OG Bob Young.
Obtained 5th-1972 (Krieg) from Philadelphia for QB Pete Liske.
Obtained RB Dickie Post from San Diego for 2nd-1972.
Obtained QB Steve Ramsey from New Orleans for 4th-1972.
Obtained OT Roger Shoals from Detroit for LB Carl Cunningham.
Obtained QB John Stofa from Miami for 7th-1972.
Obtained DB Butch Byrd from Buffalo for 5th-1972.
Obtained DB Leroy Mitchell from Houston for DB John Charles.
Obtained DB John Charles and 4th-1972 (Graham) from Minnesota for WR Al Denson.
Obtained QB Don Horn from Green Bay for DE Alden Roche and exchange of first round positions in 1972 draft.
Obtained K Jim Turner from New York Jets for K Bobby Howfield.

1970

Obtained DB Cornell Gordon from New York Jets for DB Gus Hollomon.
Obtained TE Jim Whalen from Boston for TE Tom Beer.
Obtained DB Paul Martha from Pittsburgh for C Walter Highsmith and OT Wallace Dickey.
Obtained RB Booker Edgerson from Buffalo for 5th-1972.
Obtained FB Willis Crenshaw from St. Louis for 3rd-1971.
Obtained TE Billy Masters from Buffalo for 5th-1971.
Obtained 8th-1971 (Beard) from Houston for RB Tom Smiley.
Obtained 4th-1971 (Alzado) from Boston for K Charlie Gogolak.

MAJOR TRADES (CONTINUED)

1969

Obtained RB Tom Smiley from Cincinnati for WR Eric Crabtree.
Obtained OT Walt Barnes from Kansas City for 8th-1970.

1968

Obtained a future draft choice from the New York Jets for DB Nemiah Wilson, later cancelled when Wilson was cut by the Jets.
Obtained 4th-1969 (Schnitker) from Kansas City for DT Curley Culp.
Obtained 3rd-1968 (Vaughan) from Kansas City for DB Goldie Sellers.
Obtained 4th-1968 from Kansas City for RB Wendell Hayes.
Obtained 6th-1969 (Williams) from Buffalo for RB Charlie Mitchell.

1967

Obtained QB Steve Tensi for 1st-1968 and 1st-1969.
Obtained OG Dick Tyson, LB Ray Scmautz, DE Rich Jackson from Oakland for WR Lionel Taylor and C Jerry Sturm.
Obtained RB Cookie Gilchrist, QB George Wilson, OG Erinie Park, and DE Earl Faison from Miami for DE Dan LaRose, LB Jerry Hopkins RB Abner Haynes, and 6th-1968.
Obtained WR Bill Cronin from Miami for DT Ray Jacobs.
Obtained DT Dave Costa from Buffalo for 4th-1968.
Obtained DT Rex Mirich and draft choice from Oakland for DB Willie Brown and QB Mickey Slaughter.

1966

Obtained 3rd-1967 (Current) and 5th-1967 (Lynch) from Miami for RB Cookie Gilchrist.
Obtained LB Archie Matsos from Oakland for RB Hewritt Dixon.

1965

Obtained RB Cookie Gilchrist from Buffalo for RB Billy Joe.
Obtained RB Abner Haynes from Kansas City for LB Jim Fraser.

1964

Obtained DT Stan Fanning and draft choice from Oakland for RB Gene Mingo.
Obtained QB Jacky Lee for two years use from Houston for 1st-1965 and DT Bud McFadin.
Obtained LB Marv Matuszak and DB Billy Atkins from Buffalo for C Walt Cudzik.
Obtained DT-K Dick Guesman, DE Ed Cooke, DT Charlie Janerette, OG Sid Fournet and LB Jim Price from New York Jets for DB Bob Zeman, LB Wahoo McDaniel, WR Gene Prebola and DT Gordy Holz.

1962

Obtained RB Bo Dickinson from Dallas for OG Carl Larpenier.
Obtained HB Bob Scarpitto, DB Bob Zeman and OE Luther Hayes from San Diego for cash.

1960

Obtained DB Goose Gonsoulin from Dallas for FB Jack Spikes.

EQUALIZATION, EXPANSION DRAFTS

1976—Expansion Draft: Broncos lost OT Mike Current and DT Bubba Bridges to Tampa Bay and DB Steve Taylor to Seattle.

1968—Expansion Draft: Broncos lost RB Cookie Gilchrist, OG Pat Matson, LB Henry Sorrell, RB Mike Kellogg and DB Lonnie Wright to Cincinnati.

1966—Expansion Draft: Broncos lost LB Tom Erlandson, DE Ed Cooke, OG Tommy Nomina and DB John McGeever to Miami.

1962—AFL Equalization Draft: Broncos obtain OG John Denvir from San Diego, OE Jerry Richardson from San Diego, QB Richie Lucas from Buffalo, DT Ike Lassiter from Dallas and HB Charles Bolden from Houston.

ALL-TIME ROSTER

Bob Adams, TE, Pacific, 1975. Kenneth M. Adamson, G, Notre Dame, 1960-62. Steve Alexakos, G, San Jose St., 1970. Ted Allen, RB, Springfield College, 1969. Elihu (Buddy) Allen, HB, Utah St., 1961. Donald R. Allen, FB, Texas, 1960. Henry Allison, OT, San Diego State, 1977. Vaughn S. (Buddy) Alliston, LB, Mississippi, 1960. Lyle Alzado, DE, Yankton College, 1971-77. David R. Ames, HB, Richmond, 1961. Robert Anderson, HB, Colorado, 1970-73. Lou Andrus, LB, Brigham Young, 1967. Otis Armstrong, RB, Purdue, 1973-77. LeFrancis Arnold, GC, Oregon, 1974. Mike Askea, T, Stanford, 1973. Billy Atkins, DB, Auburn, 1964. Frank Atkinson, DE, Stanford, 1964.

Jay Bachman, C, Cincinnati, 1968-71. Bill Bain, OT, Southern California, 1976. Ernie Barnes, G, North Carolina College, 1963-64. Walter Barnes, DE, Nebraska, 1969-71. Odell Barry, HB, Findlay, 1964-65. James Barton, C, Marshall, 1961-62. Rick Baska, LB, UCLA, 1976-77. Norman Bass, DB, Pacific, 1964. Tom Beer, OE, Houston, 1967-69. Behrman, Dave, C, Michigan St., 1967. Henry Bell, HB, No College, 1960. Frank Bernardi, HB, Colorado, 1960. Lee Bernett, OT, Wisconsin, 1965-66. Gordon Bowdell, WR, Michigan St., 1971. Phil Brady, S, Brigham Young, 1969. John Bramlett, LB, Memphis St., 1965-66. Don Breaux, QB, McNeese St., 1963. Bob Breitenstein, OT, Tulsa, 1965-67. Marlin Briscoe, QB, Omaha, 1968. John W. (Red) Brodnax, FB, Louisiana St., 1960. Boyd Brown, TE, Alcorn A&M, 1974-76. Hardy Brown, LB, Tulsa, 1960. Willie Brown, DB, Grambling, 1963-66. Sam Brunelli, G, Colorado State College, 1966-71. Bill Bryan, G, Duke, 1977. Tom Buckman, TE, Texas A&M, 1969. Fred Bukaty, FB, Kansas, 1961. Bobby Burnett, RB, Arkansas, 1969. George Burrell, S, Pennsylvania, 1969. Gerry Bussell, DB, Georgia Tech, 1965. Bill Butler, LB, San Fernando Valley, 1970. George (Butch) Byrd, DB, Boston Univ., 1971.

Carter Campbell, DE, Weber St., 1971. Albert R. Carmichael, HB, Southern California, 1960-61. Paul Carmichael, HB, El Camino JC, 1965. Don Carothers, OE, Bradley, 1960. Kenneth L. Carpenter, E, Oregon St., 1960. Rubin Carter, DT, Miami (Fla.), 1975-77. Tim Casey, LB, Oregon, 1969. John E. Cash, E, Allen, 1961-62. Tom Cassese, DB, C. W. Post, 1967. Grady Cavness, CB, Texas-El Paso, 1969. Barney Chavous, DE, South Carolina St., 1973-77. Max Choboian, QB, San Fernando St., 1966. Tom Cichowski, OT, Maryland, 1967-68. Ralph Cindrich, LB, Pittsburgh, 1974. Don Coffey, E, Memphis St., 1963. Steve Coleman, DE, Delaware St., 1974. Ed Cooke, E, Maryland, 1964-65. Dave Costa, DT, Utah, 1967-71. Bill Cottrell, G, Delaware Valley, 1972. Larry Cox, DT, Abilene Christian, 1966-68. Eric Crabtree, FL, Pittsburgh, 1966-68. Gary Crane, LB, Arkansas St., 1969. Willis Crenshaw, FB, Kansas St., 1970. Ken Critter, LB, Wisconsin, 1969-74. Ed Cummings, LB, Stanford, 1965. Carl Cunningham, LB, Houston, 1967-70. Mike Current, OT, Ohio St., 1967-75.

Eldon V. Danenhauer, T, Pittsburg (Kan.) St., 1960-65. William A. Danenhauer, E, Emporia College, 1960. Dick Davis, RB, Nebraska, 1970. Jack T. Davis, T, Arizona, 1960. Marvin Davis, DT, Wichita St., 1966. Joe Dawkins, RB, Wisconsin, 1971-73. Albert E. Day, T, Eastern Michigan, 1960. Al Denson, FL, Florida A&M, 1964-70. John Denvir, G, Colorado, 1962. Wallace Dickey, OT, S.W. Texas St., 1968-69. Richard L. (Bo) Dickinson, FB, Southern Mississippi, 1962-63. Doug (Bucky) Dilts, P, Georgia, 1977. Hewitt Dixon, HB-E, Florida A&M, 1963-65. Joe DiVito, QB, Boston College, 1968. Jack Dolbin, WR, Wake Forest, 1975-77. Tom Domes, DT, Wisconsin, 1971-72. Richard A. (Skip) Doyle, HB, Ohio St., 1960. Tom Drougas, T, Oregon, 1974. Rick Duncan, K, Eastern Montana, 1967. Pete Duranko, DE, Notre Dame, 1967-74.

Booker Edgerson, CB, Western Illinois, 1970. Ron Egloff, TE, Wisconsin, 1977. Jim Elfrid, LB, Colorado St., 1961. John Embree, WR, Compton JC, 1969-70. George Hunter Enis, QB, Texas Christian, 1962. John P. Epperson, E, Adams St., 1960. Thomas D. Erlanson, LB, Washington St., 1962-65. Mike Ernst, QB, Cal-Fullerton, 1972. Terry Erwin, HB, Boston College, 1968. Jay Dale Evans, HB, Kansas St., 1961. Larry Evans, LB, Mississippi College, 1976-77.

Stan Fanning, E, Idaho, 1964. Miller Farr, DB, Wichita St., 1965. Billy Ray Fletcher, OE, Memphis St., 1966. Steve Foley, DB, Tulane, 1976-77. Garrett Ford, FB, West Virginia, 1968. Fred Forsberg, LB, Washington, 1968-73. Jason Franci, OE, Santa Barbara, 1966. Mike Frankowiak, RB, Central Michigan, 1975-76. James G. Fraser, LB, Wisconsin, 1962-64. Al Frazier, HB, Florida A&M, 1961-63.

George Gaiser, OT, Southern Methodist, 1968. Bob Gaiters, HB, New Mexico St., 1963. Drake Garrett, DB, Michigan St., 1968-70. Charles E. Gavin, E, Tennessee St., 1960-63. Bob Geddes, LB, UCLA, 1972. Jack Gehrke, WR, Utah, 1971. Cookie Gilchrist, FB, No College, 1965-67. Scotty Glacken, QB, Duke, 1966-67. Glenn Glass, DB, Tennessee, 1966. Tom

ALL-TIME ROSTER (CONTINUED)

Glassie, G, Virginia, 1976-77. George Goeddeke, G, Notre Dame, 1967-72. Austin (Goose) Gonsoulin, DB, Baylor, 1960-66. John Gonzaga, G, No College, 1966. Brian Goodman, G, UCLA, 1975. Harvey Goodman, G, Colorado, 1976. Cornell Gorden, CB, North Carolina A&T, 1970-72. Randy Gradishar, LB, Ohio St., 1974-77. Tom Graham, LB, Oregon, 1972-74. John Grant, DE, Southern California, 1973-77. Charles Greer, DB, Colorado, 1968-74. James D. Greer, E, Elizabeth, N.C. St., 1960. John Griffin, HB, Memphis St., 1964-66. Bill Groman, HB-E, Heidelberg, 1963. Dick Guesman, T, West Virginia, 1964. Donald Gulseth, LB, North Dakota, 1966. Melwood N. (Buzz) Guy, G, Duke, 1961-62.

Dale Hackbart, S, Wisconsin, 1973. Mike Haffner, OE, UCLA, 1968-70. Steve Haggerty, DB, Colorado, 1975. Wayne Hammond, DT, Montana St., 1976. Billy Hardee, DB, Virginia Tech, 1976. Tony Harris, WR, Toledo, 1972. Dwight Harrison, WR, Texas A&I, 1971-72. Johnny Ray Hatley, T, Sul Ross St., 1960. Arthur A. Hauser, T, Xavier, 1961. Wendell Hayes, HB, Humboldt St., 1965-67. Abner Haynes, HB, North Texas St., 1965-66. Alfred Haywood, RB, Bethune-Cookman, 1975. Jerry Hendren, WR, Idaho, 1970. Gary Henson, E, Colorado, 1964. Lonnie Hepburn, CB, Texas Southern, 1974. George W. Herring, QB, Southern Mississippi, 1960-61. Bo Hickey, FB, Maryland, 1967. Walter Highsmith, C, Florida A&M, 1968-69. Jack Hill, HB, Utah St., 1961. George Hoey, DB, Michigan, 1975. John Hoffman, DE, Hawaii, 1972. Jon Hohman, G, Wisconsin, 1965-66. Gus Holloman, DB, Houston, 1968-69. Gordon Holz, T, Minnesota, 1960-63. Jerry Hopkins, LB, Texas A&M, 1963-66. Don Horn, QB, San Diego St., 1971-72. Paul Howard, G, Brigham Young, 1973-77. Bobby Howfield, K, No College, 1968-70. John Huard, LB, Maine, 1967-69. Robert Hudson, LB, Clemson, 1960-61. John Hufnagel, QB, Penn St., 1974-75. Bob Humphreys, K, Wichita St., 1967-68. Glenn Hyde, OT, Pittsburgh, 1976-77.

Martin Imhof, DE, San Diego St., 1976. Jerry Inman, DT, Oregon, 1966-73.

Bernard Jackson, DB, Washington State, 1977. Larron Jackson, G, Missouri, 1971-74. Richard Jackson, DE, Southern, 1967-72. Tom Jackson, LB, Louisville, 1973-77. Frank Jackunas, C, Detroit, 1963. Ray Jacobs, T, Howard Payne, 1963-66. Charlie Janerette, T, Penn St., 1964-65. Tom Janik, HB, Texas A&I, 1963-64. Pete Jaquess, DB, Eastern New Mexico, 1967-70. Jim Jensen, RB, Iowa, 1977. William Jessup, E, Southern California, 1960. Eugene Jeter, LB, Arkansas AM&N, 1965-67. William (Billy) Joe, FB, Villanova, 1963-64. Charley Johnson, QB, New Mexico St., 1972-75. Calvin Jones, CB, Washington, 1973-76. Henry Jones, RB, Grambling, 1969. Jimmy Jones, OE, Wisconsin, 1968. Larry Jordan, E-LB, Youngstown, 1962-64. Donald G. Joyce, E, Tulane, 1962.

Larry Kaminski, G, Purdue, 1966-73. Bob Kampa, DT, California, 1974. Bill Keating, DT, Michigan, 1966-67. Mike Kellogg, FB, Santa Clara, 1966-67. Jon Keyworth, RB, Colorado, 1974-77. Jim Kiick, RB, Wyoming, 1976-77. Donald W. King, E, Kentucky, 1960. Robert E. Konovsky, E, Wisconsin, 1961. Jim Krieg, WR, Washington, 1972. Gary Kroner, K, Wisconsin, 1965-67. Ray Kubala, C, Texas A&M, 1964-67. Frank W. Kuchta, C, Notre Dame, 1960.

Ron Lamb, FB, South Carolina, 1968. Gordon Lambert, LB, Tennessee-Martin, 1968-69. Patsy C. Lamberti, Jr., LB, Richmond, 1961. Dan LaRose, DE, Missouri, 1966. Carl James Larperger, G, Texas, 1960-61. Bill Laskey, LB, Michigan, 1973-74. Isaac T. Lassiter, E, St. Augustine, 1962-64. Jim Leclair, QB, C. W. Post, 1967-68. Roger LeClerc, C, Trinity (Conn.), 1967. Jacky Lee, QB, Cincinnati, 1964-65. Max Leetzow, DE, Idaho, 1965-66. Mike Lemon, FB, Kansas, 1975. Jack Lentz, DB, Holy Cross, 1967-68. Darrell Lester, FB, McNeese St., 1965-66. Herman Lewis, DE, Virginia Union, 1968. Hub Lindsey, HB, Wyoming, 1968. Pete Liske, QB, Penn St., 1969-70. Floyd Little, HB, Syracuse, 1967-75. Tommy Luke, LB, Mississippi, 1968. Fran Lynch, HB, Hofstra, 1967-75. Tom Lyons, G, Georgia, 1971-76. Rob Lytle, RB, Michigan, 1977.

Ernest G. (Pete) Mangum, LB, Mississippi, 1960. Brison Minor, DE, Arkansas, 1977. Bobby Maples, C, Baylor, 1972-77. Charles E. Marshall, HB, Oregon St., 1962. Paul Martha, S, Pittsburgh, 1970. Billy Masters, TE, LSU, 1970-74. Pat Matson, G, Oregon, 1966-67. Archie Matsos, LB, Michigan St., 1966. Jack Mattox, T, Fresno St., 1961-62. Marv Matuszak, LB, Tulsa, 1964. Andy Maurer, OT, Oregon, 1977. Ray May, LB, Southern California, 1973-75. Brendan McCarthy, FB, Boston College, 1968-69. John McCormick, QB, Massachusetts, 1963. 65-66. 68. Robert V. McCullough, G, Colorado, 1962-65. Ed (Wahoo) McDaniel, LB, Oklahoma, 1961-63. Lewis B. (Bud) McFadin, T, Texas, 1960-63. John McGeever, HB, Auburn, 1962-65. Bill McKoy, LB, Purdue, 1970-72. James R. McMillin, HB, Colorado State, 1960-62, 1964-65. Robert McNamara, HB, Minnesota,

ALL-TIME ROSTER (CONTINUED)

1960-61. Eugene Mingo, HB, No College, 1960-64. Claudie Minor, T, San Diego St., 1974-77. Tommy Earl Minter, HB, Baylor, 1962. Rex Mirich, DE, Northern Arizona, 1967-69. Alvin Mitchell, S-WR, Morgan St., 1970. Charlie Mitchell, HB, Washington, 1963-67. Leroy Mitchell, CB, Texas Southern, 1971-73. Marv Montgomery, T, Southern California, 1971-76. Randy Montgomery, CB, Weber St., 1971-73. Mike Montler, C, Colorado, 1977. Alex Moore, HB, Norfolk St., 1968. Leroy Moore, E, Fort Valley (Ga.), 1964-65. Randy Moore, DT, Arizona St., 1976. Craig Morton, QB, California, 1977. Haven Moses, WR, San Diego St., 1972-77. John Mosier, TE, Kansas, 1971. Bobby Moten, OE, Bishop College, 1968. Chip Myrtle, LB, Maryland, 1971-72.

Rob Nairne, LB, Oregon State, 1977. Ron Nery, E, Wisconsin, 1963. Lee (Mike) Nichols, C, Arkansas A&M, 1960-61. John Nocera, LB, Iowa, 1963. Tom Nomina, G, Miami (Ohio), 1963-65. Philip H. Nugent, HB, Tulane, 1961.

Tom Oberg, DB, Portland St., 1968-69. Riley Odums, TE, Houston, 1972-77. Phil Olsen, C, Utah St., 1975-76. Harold Olson, T, Clemson, 1963-64. John Olszewski, FB, California, 1962. Jim O'Malley, LB, Notre Dame, 1973-75.

Chris Pane, DB, Chico St., 1976-77. Ernie Park, G, McMurry St., 1967. Charlie Parker, G, Southern Mississippi, 1965. Don Parish, LB, Stanford, 1972. Al Pastrana, QB, Maryland, 1969-70. Craig Penrose, QB, San Diego St., 1976-77. James W. Perkins, T, Colorado, 1962-64. Lonnie Perrin, RB, Illinois, 1976-77. Anton Peters, T, Florida, 1963. John Pitts, S, Arizona St., 1973-75. Dave Pivec, TE, Notre Dame, 1969. Bobby Ply, DB, Baylor, 1967. Dickie Post, RB, Houston, 1971. Randy Polti, DB, Stanford, 1975-77. Eugene Prebala, E, Boston Univ., 1961-63. Steve Preece, S, Oregon St., 1972. James Price, LB, Auburn, 1964. Errol Prisby, DB, Cincinnati, 1967. John J. Pyeatt, HB, No College, 1960.

Frank Quayle, RB, Virginia, 1969.

Steve Ramsey, QB, North Texas St., 1971-76. Leo T. Reed, T, Colorado St., 1961. Randy Rich, DB, New Mexico, 1977. Bob Richardson, DB, UCLA, 1966. Frank Richter, LB, Georgia, 1967-69. Larry Riley, DB, Salem College, 1977. Joe Rizzo, LB, Merchant Marines, 1974-77. Alden Roche, DE, Southern Univ., 1970. William E. Roehnel, LB, Bradley, 1961-62. Stan Rogers, OT, Maryland, 1975. David S. Rolle, FB, Oklahoma, 1960-61. Albert Romine, HB, Florence St., 1960. Oliver Ross, RB, Alabama A&M, 1973-75. Tobin Rote, QB, Rice, 1966. Justin D. Rowland, HB, Texas Christian, 1962. John Rowser, CB, Michigan, 1974-76. Tom Rychlec, E, American International, 1963.

George Saimes, S, Michigan St., 1970-72. Ron Sbranti, LB, Utah St., 1966. Robert Scarpitto, FL, Notre Dame, 1962-67. Carl Schaukowitz, G, Penn St., 1975. Steve Schindler, G, Boston College, 1977. Mike Schnitker, G, Colorado, 1969-74. John Schultz, WR, Maryland, 1976-77. Lew Scott, DB, Oregon St., 1966. James H. Sears, HB, Southern California, 1960-61. Goldie Sellers, DB, Grambling, 1966-67. Jeff Severson, DB, Long Beach St., 1975. Don Shackelford, G, Pacific, 1964. Rick Sharp, T, Washington, 1972. George H. Shaw, QB, Oregon, 1962. Rod Sherman, WR, Southern California, 1972. Roger T. Shoals, T, Maryland, 1971. Jerry Simmons, WR, Bethune-Cookman, 1971-74. Leon Simmons, LB, Grambling, 1963. Mike Simone, LB, Stanford, 1972-74. Jack M. Simpson, LB, Mississippi, 1961. John Sklopan, HB, Southern Mississippi, 1963. Milton (Mickey) Slaughter, QB, Louisiana Tech, 1963-66. Tom Smiley, RB, Lamar Tech, 1969. Daniel Eugene Smith, HB, Northeast Oklahoma, 1961. Don Smith, G, Florida A&M, 1967. Ed Smith, DE, Colorado College, 1973-75. Harold Smith, T, UCLA, 1960. Hugh B. Smith, E, Kansas, 1962. James Smith, S, Utah St., 1969. Paul Smith, DE, New Mexico, 1968-77. Willie Smith, G, Michigan, 1960. Matt Snorton, E, Michigan St., 1964. Henry Sorrell, LB, Chattanooga, 1967. Jerry N. Stalcup, LB, Wisconsin, 1961-62. Bruce Starling, HB, Florida, 1963. James E. Stinnette, FB-LB, Oregon St., 1961-62. Jesse Stokes, DB, Corpus Christi, 1968. Don E. Stone, FB, Arkansas, 1961-64. Otto Stowe, WR, Iowa St., 1974. Robert J. Stransky, HB, Colorado, 1960. David Strickland, T-G, Memphis St., 1960. Jerry G. Sturm, C-T-G, Illinois, 1961-66. Jim Summers, DB, Michigan St., 1967. Neal Sweeney, OE, Tulsa, 1967. Bob Swenson, LB, California, 1975-77. Gene Sykes, DB, Louisiana St., 1967.

George Tarasovic, DE, Louisiana St., 1967. Jerry L. Tarr, E, Oregon, 1962. Lionel T. Taylor, E, New Mexico Highlands, 1960-66. Steve Tensi, QB, Florida St., 1967-70. Jim Thibert, LB, Toledo, 1965. Earlie Thomas, DB, Colorado St., 1975. Bill Thompson, CB, Maryland St., 1969-77. Jim Thompson, DT, Southern Illinois, 1965. Dave Tobey, LB, Oregon, 1968. Jerry Traynham, HB, Southern California, 1961. Frank Tripucka, QB, Notre

ALL-TIME ROSTER (CONTINUED)

Dame, 1960-63. Godwin Turk, LB, Southern Univ., 1976-77. Clem Turner, RB, Cincinnati, 1970-72. Jim Turner, K, Utah St., 1971-77. Maurice Tyler, S, Morgan St., 1973-74. Richard Tyson, G, Tulsa, 1967.

Rick Upchurch, WR, Minnesota, 1975-77. Olen Underwood, LB, Texas, 1971.

Bill Van Heusen, WR-P, Maryland, 1968-76. Bob Vaughan, G, Mississippi, 1968. Lloyd Voss, OT, Nebraska, 1972.

Bob Wade, CB, Morgan St., 1970. Clarence Walker, HB, Southern Illinois, 1963. Dave Washington, LB, Alcorn A&M, 1971. Dave Washington, OE, Southern California, 1968. Gene Washington, WR, Michigan St., 1973. Norris Weese, QB, Mississippi, 1976-77. Theodore A. Wegert, FB, No College, 1961. Bill West, CB, Tennessee St., 1972. Willie West, HB, Oregon, 1964. Max Wettstein, OE, Florida St., 1966. Jim Whalen, TE, Boston College, 1970-71. Andre White, OE, Florida A&M, 1967. Jim White, DE, Colorado St., 1976. Harold Williams, HB, Miami (Ohio), 1961. Wandy Williams, RB, Hofstra, 1969-70. Nemiah Wilson, DB, Grambling, 1965-67. Malcolm Richard Wood, QB, Auburn, 1962. James Earl Wright, HB, Memphis St., 1964. Lonnie Wright, DB, Colorado St., 1966-67. Louis Wright, DB, San Jose St., 1975-77.

William G. Yelverton, E, Mississippi, 1960. Joseph A. Young, E, Arizona, 1960-61. Robert Young, G, Howard Payne, 1966-70.

E. Robert Zeman, HB, Wisconsin, 1962-63.

Schools Represented

Wisconsin 14, Colorado 13, Oregon 11, USC 10, Maryland 9, Michigan State 8, Notre Dame 8, Mississippi 7, Florida A&M 6, Memphis State 6, Stanford 6, Utah State 6, Colorado State 6, UCLA 6, Grambling 5, Houston 5, Oregon State 6, San Diego State 6, Michigan 6, Washington 5, Tulsa 5, Auburn 4, Baylor 4, Boston College 5, Cincinnati 4, Kansas 4, LSU 4, Penn State 4, Pittsburgh 4, Southern Mississippi 4, Texas 4, California 4, 16 with three each, 38 with two each, 87 with one each. Seven players did not attend college.

NOTE: 169 schools are represented.

Service

TEN YEARS—Paul Smith 1968-77.

NINE YEARS—Mike Current 1967-75; Floyd Little 1967-75; Fran Lynch 1967-75; Billy Van Heusen 1968-76; Bill Thompson 1969-77.

EIGHT YEARS—Larry Kaminski 1966-73.

SEVEN YEARS—Lyle Alzado 1971-77; Al Denson 1964-70; Pete Duranko 1967-70, 1972-74; Goose Gonsoulin 1960-66; Jerry Inman 1966-71, 1973; Charles Greer 1968-74; Lionel Taylor 1960-66.

SIX YEARS—Sam Brunelli 1966-71; Ken Criter 1969-74; Eldon Danenhauer 1960-65; George Goeddeke 1972-76; Rich Jackson 1967-72; Bobby Maples 1972-77; Riley Odums 1972-77.

FIVE YEARS—Otis Armstrong 1973-77; Barney Chavous 1973-77; Dave Costa 1967-71; Fred Forsberg 1968, 1970-73; John Grant 1973-77; Tom Jackson 1973-77; Billy Masters 1970-74; Gene Mingo 1960-64; Charlie Mitchell 1963-67; Bob Young 1966-70.

HISTORICAL HIGHLIGHTS

1959

AUGUST 14—First American Football League organizational meeting held in Chicago. Denver, with Bob Howsam as its principal owner, named as a charter member along with New York, Dallas, Los Angeles, Minneapolis and Houston.

NOVEMBER 22—First player selection draft held through 32 rounds. Denver's first pick is Roger LeClerc, center, Trinity.

NOVEMBER 30—Joe Foss named American League Commissioner.

DECEMBER 1—Dean Griffing named general manager of the Broncos.

DECEMBER 2—Second player selection draft of 20 rounds held.

HISTORICAL HIGHLIGHTS (CONTINUED)

1960

JANUARY 1—Frank Filchok named first head coach of the Broncos.
JANUARY 30—Denver placed in AFL's western division with Dallas, Oakland and Los Angeles. **JUNE 9**—AFL signs five-year television contract with the American Broadcasting Company. **JULY**—First Bronco training camp opens at Colorado School of Mines. **SEPTEMBER 9**—After losing all five pre-season games, the Broncos become the first AFL victor when they defeat the Patriots in Boston in history's first AFL game, 13-10. Attendance—21,597. **SEPTEMBER 23**—Lionel Taylor, a cut of the Chicago Bears, plays first game for Broncos in New York. **OCTOBER 2**—Broncos play first home game in Bears Stadium, defeat Oakland, 31-24, before crowd of 18,372. **DECEMBER**—Offensive End Lionel Taylor, Defensive Tackle Bud McFadin and Safety Goose Gonsoulin all named to first official all-AFL team.

1961

MAY 26—Bob and Lee Howsam, original principal owners of the Broncos, sell their stock to a new syndicate headed by Cal Kunz and Gerry Phipps. **JUNE 1**—Cal Kunz named president and operating head of Empire Sports. **DECEMBER**—Lionel Taylor sets professional record with 100 pass receptions for season. Taylor and Bud McFadin named to all-AFL team. **DECEMBER**—Frank Filchok released as Broncos head coach.

1962

FEBRUARY 1—Jack Faulkner hired as Broncos head coach. **JULY 1**—Dean Griffing released as Broncos general manager. Faulkner named to dual post as head coach and general manager. **JULY**—Public burning ceremony of Broncos' notorious vertically striped socks at Broncos' intrasquad game. **AUGUST 24**—Broncos defeat Dallas Texans, 27-24, in Fort Worth in first overtime game played by the Broncos. It was also Denver's first win over the Texans. **SEPTEMBER 7**—Broncos open regular season with 31-21 win over defending western division champion San Diego before turnaway crowd at D.U. stadium. **DECEMBER**—Jack Faulkner named coach of the year in AFL. Gene Mingo set professional field goal record of 27 in a season. Eldon Danenhauer, Lionel Taylor, Goose Gonsoulin and Bob Zeman named to the official all-AFL team.

1963

JULY 18—Bronco rookies defeat Houston rookies, 17-14, before 6500 in Colorado Springs in first pro rookie game ever played. **AUGUST**—Charlie Mitchell, Tom Janik and Tom Nomina, all future Broncos, play in College All-Star game in Chicago. **DECEMBER**—Billy Joe named AFL rookie of the year, Goose Gonsoulin only Bronco to make the all-AFL team. Lionel Taylor wins fourth straight pass receiving title.

1964

JANUARY—Broncos and Jets complete historic nine-player trade, largest ever made in the AFL. Broncos send Gene Prebola, Wahoo McDaniel, Gordy Holz and Bob Zeman to Jets for Dick Guesman, Ed Cooke, Charlie Janerette, Jim Price and Sid Fournet. **JANUARY 29**—AFL signs five-year television contract with the National Broadcasting Company for a record \$36,000,000. **AUGUST**—Matt Snorton and Ray Kubala, Bronco signees, play in College All-Star game. **AUGUST 14**—Broncos obtained quarterback Jack Lee from Houston in unique "lend-lease" trade for Bud McFadin, No. 1 draft choice and cash. **SEPTEMBER 12**—Jets and Broncos open the regular season in New York's Shea Stadium before a then record crowd of 53,190 (45,665 paid). **OCTOBER 4**—Jack Faulkner released as head coach. **OCTOBER 5**—Mac Speedie accepts appointment as interim head coach. **OCTOBER 11**—Broncos win first game under Mac Speedie by defeating Kansas City, 33-27. **DECEMBER 12**—Mac Speedie named head coach. **DECEMBER**—Jim Fraser wins third straight punting title. Willie Brown named to all-AFL team. Broncos sign high draft choice Bob Breitenstein (Tulsa) and Gerry Bussell (Georgia Tech), both No. 1 picks of NFL teams.

HISTORICAL HIGHLIGHTS (CONTINUED)

1965

JANUARY 16—AFL meeting in Houston. Cal Kunz gives first public indication that all may not be well with Bronco franchise in Denver. **FEBRUARY 11**—Fight to retain control of franchise breaks into public focus. Gerald and Allan Phipps are pitted against "Voting Trust" made up of six principal Empire Sports stockholders and headed by Cal Kunz. **FEBRUARY 15**—Gerald and Allan Phipps purchase 52 percent of the stock of Empire Sports, thus giving them virtually 100 percent ownership and saving the Bronco franchise for Denver. **FEBRUARY 16**—Fabulous season ticket drive begins with sale of 143 season tickets, a Denver record at that time. **MARCH 5**—Record sale of 941 season tickets in one day. **APRIL 1**—Season ticket drive goal of 20,000 sales reached. Figure to reach 22,000 by May 1. **MAY 17**—Allan Phipps named president of Empire Sports, Inc. Gerry Phipps re-named Chairman of the Board. Richard S. Kitchen, Sr., and Robert T. Person named to the board of directors. **MAY 29**—Jim Burris, Bears general manager, named executive vice-president of Empire Sports, Inc., a position carrying with it the duties normally associated with those of a football general manager. **OCTOBER 3**—Broncos defeat New York, 16-13, before a then overflow crowd of 34,988. **DECEMBER 12**—Lionel Taylor makes the 500th catch of his career in game against Boston to become the first AFL player to top this figure. **DECEMBER 12**—Broncos conclude home season with total attendance of 219,786, an average of 31,398 per game. Both the total and average attendance were American Football League western division records. Six of seven home crowds topped the 30,000 mark. **DECEMBER**—Tackle Eldon Danenhauer, Split End Lionel Taylor and Fullback Cookie Gilchrist named to the all-AFL team, thus giving the Broncos more all-star players on their offensive unit than any other AFL team. John Bramlett named second in rookie of the year voting in at least two polls. Lionel Taylor wins fifth pass receiving crown and Abner Haynes wins league kickoff return championship.

1966

FEBRUARY 1—Record early-season ticket sale passes 15,000 for the 1966 season. **MARCH**—Governor Love signs into law legislative act creating a metropolitan stadium district. Voters of a four-county metropolitan region will vote on building a multi-million dollar all-purpose metropolitan stadium before March, 1967. One of provisions of the bill is that major potential tenants of the stadium, including the Denver Bears and Denver Broncos, must sign a 10-year lease before the stadium bill goes to a public vote. Bronco owners Gerry and Allan Phipps will agree to this stipulation, thus assuring the permanency of the Bronco franchise in Denver with the passage of the stadium bill by the voters. **JUNE 8**—Merger of American and National Leagues announced. Season ticket sales surge forward as enthusiastic fans crowd box office. **SEPTEMBER 19**—Ray Malavasi named Head Coach of the Broncos, replacing Mac Speedie, who resigned the previous day. **DECEMBER**—John Bramlett, Goose Gonsoulin, Bob Scarpitto and Jerry Sturm chosen to play in AFL All-Star contest in January. **DECEMBER 19**—Lou Saban signs a 10-year contract as General Manager and Head Coach of the Denver Broncos.

1967

FEBRUARY—Gerald Phipps named Chairman of American Football League Executive Committee. **MARCH 1**—Broncos move to new suburban executive offices with adjacent practice field and locker room facilities for both pre-season and regular season training. **MARCH 7**—Metropolitan Denver voters turn down stadium bond issue, but Bronco fans immediately organize for fund raising drive to improve Bears Stadium and keep Broncos in Denver. **MAY 17**—Floyd Little, Denver's No. 1 draft choice, signs with Broncos. Little becomes the first No. 1 choice to sign with Denver in the history of club. **MAY 24**—Cincinnati awarded 10th American Football League franchise. Will begin play in 1968. **AUGUST 5**—Broncos defeat Detroit Lions 13-7 in pre-season game at DU for AFL's first win over the NFL. **AUGUST 15**—Quarterback Steve Tensi acquired from San Diego for first round draft choices in both 1968 and 1969. **SEPTEMBER 3**—Bronco season ticket figure winds up at a (then) record 24,650. **SEPTEMBER 24**—Denver establishes a Bears Stadium one-game attendance record as 35,565 watch the Jets prevail over the Broncos 38-24. **DECEMBER**—Broncos close out season by establishing a new home attendance record of 231,801, an average of 33,114 per game. **DECEMBER**

HISTORICAL HIGHLIGHTS (CONTINUED)

—Floyd Little paces AFL in punt returning with a 16.9 average. Bob Scarpitto repeats as punt leader with a 44.9 norm. Flanker Al Denson selected All-League in player balloting.

1968

JANUARY—Flanker Al Denson, defensive tackle Dave Costa, center Larry Kaminski and cornerback Nemiah Wilson participate in AFL All-Star game. Lou Saban and staff coach the West stars. **FEBRUARY**—Civic drive to raise \$1.8 million ends successfully and City of Denver receives stadium as a gift after purchase of the facility from Empire Sports, Inc. by non-profit group. Construction begins on 16,000 seat upper deck that will raise capacity to 50,000 for 1968 season. **SEPTEMBER 21**—Broncos move into new administrative building at 5700 Logan Street. **SEPTEMBER 28**—Broncos set all-time season ticket sale with a 27,348 figure. **NOVEMBER 10**—Denver sets all-time one-game home attendance record by playing before a capacity crowd of 50,002 against the Oakland Raiders. **DECEMBER 14**—Bears Stadium is officially re-named Denver Mile High Stadium.

1969

JANUARY 19—Dave Costa, Rich Jackson and Floyd Little participate in AFL All-Star Game in Jacksonville, Florida. **MAY 13**—Broncos set all-time season ticket sale with figure of 27,413, which is 65 more than the 1968 season sale. Figure is to hit 31,936 before regular season opens. **SEPTEMBER 21**—Denver sets all-time one-game home attendance record by playing before capacity crowd of 50,583 against the New York Jets. **OCTOBER 19**—Little rushes for 166 yards against Cincinnati, at Cincinnati. . . . Top single game rushing effort by running back in either league. **NOVEMBER 2**—Denver shuts out the San Diego Chargers at Denver Mile High Stadium (13-0) . . . First shutout for Broncos in 10-year history in AFL. **DECEMBER**—Floyd Little and Rich Jackson named to first team All League. **DECEMBER**—Bill Thompson (rookie) tops AFL list in punt and kickoff returns . . . First player in 10-year history of AFL to ever hold both titles.

1970

JANUARY 17—Rich Jackson, Dave Costa, Floyd Little, Mike Current and George Goeddeke play in All-Star game on West team. **MAY 7**—Bobby Anderson, #1 draft choice in common draft held January 27, signs contract with Denver Broncos. **SEPTEMBER**—Season ticket sale hits record number of 43,584. **SEPTEMBER 27**—Broncos open home season before record Mile High Stadium crowd of 50,705 with 16-13 win over Steelers. **NOVEMBER 15**—Addition of north stand bleacher section enables new Mile High Stadium record of 50,959 to see Broncos lose narrow decision to Oakland, 24-19, in final two minutes of play. **DECEMBER 20**—Record crowd of 51,001 for final game of season as Cleveland Browns stop Denver, 27-13. **DECEMBER 20**—Floyd Little gains 44 yards to win American Conference rushing title with 901 yards. It was first rushing crown and first season Little played in all 14 games.

1971

JANUARY—Richard Jackson named to official National Football League all-star team. **JANUARY**—Richard Jackson and Floyd Little make starting lineups for American Conference in first AFC-NFC Pro Bowl game. **MARCH 26**—Veterans report to Bronco training camp for first off-season camp. **APRIL 19**—Marv Montgomery, Denver's number one draft choice, signs his 1971 contract. **MAY 12**—Broncos stop sale of season tickets at record 47,500. **SEPTEMBER 19**—Broncos open season with 10-10 tie against eventual Super Bowl entry, Miami, before first of seven sell-out crowds at Mile High Stadium. **OCTOBER 24**—Denver coach Lou Saban and Broncos down Cleveland 27-0, on same field Saban starred as all-star linebacker in Cleveland. It was first time Browns were shut-out since 1952. It was also to be Saban's last victory as Bronco coach. Attendance was 75,674, largest crowd to date to view Denver. **NOVEMBER 17**—Lou Saban resigns as head coach of Broncos, a position he had held for five years. Offensive line coach Jerry Smith is named interim head coach. Saban, in December, resigns as General Manager to return to Buffalo Bills as head coach. **DECEMBER 19**—Floyd Little compiles 79 yards against Raiders in Oakland to finish as pro football's top runner with 1,133 yards. Little also becomes first Bronco to rush for more than 1,000 yards in a season.

HISTORICAL HIGHLIGHTS (CONTINUED)

1972

JANUARY 5—John Ralston, successful head coach at Stanford, is announced as Denver's new head coach. He later adds the title of General Manager. **FEBRUARY 28**—Broncos' Number One draft pick, Riley Odoms, TE, from Houston, inks multi-year contract. **MARCH 16**—For the first time in the history of Denver professional football, there will be no public sale of season tickets, it is reported. Season ticket holders renewed 46,500 of the 47,500 available season tickets, and further exercised their option for 8,000 additional tickets, thus assuring Denver of its third straight year of sell-outs. **APRIL 5**—Long-time Rocky Mountain Empire Sports employee Earl Hartman dies of cancer. Hartman is Treasurer of Empire Sports and Business Manager of the Broncos at the time of his death. **JULY 19**—Broncos open summer camp at Cal Poly at Pomona (Calif.) as rookies report for physicals. **AUGUST 16**—Charley Johnson, NFL veteran quarterback, becomes a Bronco as Ralston trades third round choice to Houston. Johnson will become Denver's most accurate passer (.555) in the upcoming season. **OCTOBER 29**—Floyd Little is given his "day" at Mile High Stadium before a sell-out crowd. In pre-game ceremonies, Little receives numerous gifts including a boat. However, Broncos are unable to whip Cleveland as Browns win, 27-20. Floyd's day was in honor of his winning NFL rushing championship in 1971. **DECEMBER 10**—San Diego is on short end of 38-13 score played at Mile High Stadium with the temperature at kickoff reportedly nine degrees. This is the coldest kickoff ever for a Denver team.

1973

JANUARY 30—Otis Armstrong, all-star running back from Purdue, is Denver's first round selection in annual draft. **MARCH 3**—Season ticket holders renew 47,800 of 48,000 season tickets to assure Denver again of having no public sale of season tickets. Season ticket holders asked for additional 11,000 tickets—if they become available. **OCTOBER 14**—Charley Johnson also becomes the 18th quarterback in pro football history to go over 20,000 yards lifetime as he connects for 214 yards plus three TDs to Haven Moses in a 48-20 win at Houston. **OCTOBER 22**—With "Orange Monday" banners waving, the Broncos perhaps play the most important game to date in the club's history against Oakland on national television. Denver comes back to knot the contest, 23-23, on a 35-yard field goal by Jim Turner. **NOVEMBER 25**—Denver defeats Kansas City, 14-10, on two Charley Johnson to Haven Moses passes to take over first place in the AFC West with three games to go. The win moves the Broncos to 6-3-2—the six victories the second best mark ever for a Denver team to date. **DECEMBER 9**—Denver 42, San Diego 28! The Broncos are winners at last, as Denver clinches the team's seventh victory of the season, assuring the club of a winning year. Jim Turner contributed 16 points in San Diego. **DECEMBER 16**—A tie or loss would do no good in this afternoon's game in Oakland. A win would give the Broncos the Western Division title in the AFC, but the Broncos lose 21-17.

1974

JANUARY—Four Broncos, Floyd Little, Haven Moses, Riley Odoms and Paul Smith, are invited to play in the Pro Bowl, giving Denver good representation. In addition, John Ralston is named AFC Coach of the Year for guiding Denver to its first winning season ever. Odoms, incidentally, is named All-Pro by NEA. Additional honors go to Charley Johnson on offense and Paul Smith on defense for being the team's most valuable players as voted by their teammates. These two men are the 1973 winners of the Earl Hartman Memorial awards. **JANUARY 29-30**—The Broncos draft with defense in mind as three of the team's first four choices are defenders paced by Ohio State linebacker Randy Gradishar. **MARCH 1**—The Broncos announce a six-game pre-season schedule, the most games ever slated for the pre-season by Denver. **MARCH**—Only 165 of the 48,000 season tickets sold are not renewed for 1974. Denver then sells an additional 1,000, bringing the total number of season tickets sold to 49,000. **APRIL 18**—The Denver Chamber of Commerce releases survey compiled by Dr. Charles P. Rahe at the University of Colorado. The report entitled, "Economic Impact of the Denver Broncos Football Organization on the Metropolitan Economy," points out that, in 1973, over \$6 million of new money was brought into the metro area by the Broncos. **AUGUST 31**—The Broncos defeat the New England Patriots, 27-21, in Spokane, Wash. for the team's fourth victory of the summer, the most wins by a Denver team in pre-season.

HISTORICAL HIGHLIGHTS (CONTINUED)

SEPTEMBER 10—Denver voters pass a \$25 million bond issue to expand and improve Mile High Stadium to over 75,000 seats. The stadium was projected to be finished in time for the 1976 regular season. **SEPTEMBER 22**—The Broncos and the Pittsburgh Steelers play in the first regular season overtime game as a 35-35 score was present at the end of regulation play. Neither team scored in the sudden death period. **NOVEMBER 28**—Before a television audience estimated at 35 million, the Broncos riddle the Detroit Lions 31-27 on Denver's first Thanksgiving Day game in Detroit. **DECEMBER 8**—Denver assures itself of the team's second consecutive winning season and Otis Armstrong sets a single game rushing mark of 183 yards as the Broncos down Houston 37-14. **DECEMBER 15**—Although Denver loses at San Diego, Otis Armstrong finishes the season with 1407 yards and the NFL rushing title becoming one of a half dozen players ever to average more than 100 yards per game in pro football.

1975

JANUARY—Otis Armstrong and Riley Odums represent the Broncos in the annual Pro Bowl game in Miami, Fla. Additional honors go to Armstrong as he is voted the top offensive player on the team. Tom Jackson was voted the top Defender and Ken Criter the top Specialist. **FEBRUARY**—Expansion of Mile High Stadium begins which will provide 63,500 capacity for the 1976 season and an ultimate capacity of 75,000 in 1977. **SEPTEMBER 29**—The Broncos defeat Green Bay, 23-13, for their first victory ever on Monday Night Football. **OCTOBER 5**—Playing before the largest crowd ever to witness a Broncos game, 79,864, Denver falls to O. J. Simpson and the Buffalo Bills, 38-14, at Buffalo. **DECEMBER 14**—Playing his last home game as a Denver Bronco, Floyd Little goes out with a bang. The club's first No. 1 draft choice to sign, Little rushes for 56 yards and one TD, catches five passes for 94 yards, including a 66-yard touchdown, to lead the Broncos to a 25-10 win over Philadelphia. Little winds up his career as the seventh all-time rusher in the NFL with 6,323 yards.

1976

JANUARY 26—Tight end Riley Odums and linebacker Randy Gradishar are the Broncos representatives in the Pro Bowl in New Orleans. For Odums, it is the third straight year he has played in the game, while Gradishar, making his first appearance, keeps alive the string of John Ralston's first draft choices playing in the game after their second year in the league. **MARCH 28**—Quarterback Charley Johnson announces his retirement from the National Football League after a 15-year career. Johnson, who led the club to its only two winning seasons in history in 1973 and 1974, will remain with the team as a scout and quarterback coach. **APRIL 21**—Season ticket sales are cut off at 62,215, assuring the Broncos of their seventh straight sellout season. **JUNE 27**—Lyle Alzado is one of three finalists for the man of the Year Award and Rich Upchurch is honored as the American Conference Offensive Rookie of the Year by the NFL Players Association at its annual banquet in Chicago. **SEPTEMBER 19**—In the expanded Mile High Stadium, the Broncos whip the Jets, 46-3, before 62,669 fans, the largest crowd ever to witness a sporting event in the state of Colorado. The record will fall for each of the next three home games, the final mark being 63,431 against Oakland on October 17. **SEPTEMBER 26**—Rick Upchurch ties an NFL record by returning two punts for touchdowns in a 44-13 win over the visiting Cleveland Browns. **OCTOBER 3**—The Broncos tie a club record by winning their third game in a row, 26-0, over the San Diego Chargers. The Broncos will match the streak again later in the season. The shutout is the third in Denver's history. **OCTOBER 24**—Rick Upchurch ties an NFL record with his fourth punt return touchdown of the season in a 35-26 win over Kansas City. **NOVEMBER 7**—With two field goals and six extra points, Jim Turner becomes the fifth player in pro football history to surpass 1,200 points in a 48-13 win over Tampa Bay. **NOVEMBER 14**—The Broncos blank San Diego, 17-0, for Denver's second shutout of the season, a figure matching the team's total in its first 16 years of play. **DECEMBER 12**—The Broncos stop Chicago, 28-14, for their ninth win of the season, highest total in Denver history. Otis Armstrong rushes for 116 yards to reach 1,008 for the season, his second 1,000-yard year in his career. **DECEMBER 18**—Fred Gehrke, long-time Bronco administrator, is named general manager as the club divides duties of head coach and general manager for the first time since 1967.

HISTORICAL HIGHLIGHTS (CONTINUED)

1977

JANUARY 17—Rick Upchurch and Otis Armstrong are the Bronco participants in the annual AFC-NFC Pro Bowl in Seattle, won by the AFC, 24-14. **JANUARY 31**—John Ralston resigns as Head Coach of the Denver Broncos. **FEBRUARY 1**—Robert (Red) Miller, a former Bronco assistant coach, is named as the team's eighth head coach. **FEBRUARY 4**—Carroll Hardy, director of scouting for the Broncos, is named director of player personnel. **FEBRUARY 7**—Former Bronco great Floyd Little is inducted into the Colorado Sports Hall of Fame. **MARCH 13**—Ticket Manager Gail Stuckey announces that only 449 of 62,215 season tickets sold in 1976 were not renewed for 1977. Sales for additional tickets available because of stadium expansion begin. **APRIL 7**—In a Denver Post series by Irv Moss, it is revealed that the Broncos generated revenues of more than \$891,000 for the city of Denver in 10 home games in 1976, making the Broncos the top producer of revenue for the city of Denver among tenants of special events facilities. **MAY**—A pair of off-season camps, one for rookies and free agents and the other veterans, set the 1977 Broncos acquainted with new coach Red Miller and his staff. **JUNE 12**—Lyle Alzado is named winner of the National Football League Players Association's Byron (Whizzer) White Award as the group's Man of the Year. Rick Upchurch is honored at the same Chicago banquet as the NFL's top punt returner. **SEPTEMBER 18**—The Broncos open their season before a record crowd of 75,007 in Mile High Stadium, shutting out the St. Louis Cardinals, 7-0. **OCTOBER 16**—Pushing their season record to 5-0, the Broncos use seven interceptions and a touchdown pass to kicker Jim Turner to trounce the defending world champion Oakland Raiders, 30-7. **NOVEMBER 27**—In a showdown of the two best records in the NFL, the Broncos get a 73-yard interception return for a touchdown by Tom Jackson to dump Baltimore, 27-13, and run their record to 10-1. **DECEMBER 4**—With a 24-14 win at Houston, the Broncos clinch a playoff berth, first in the club's history. Later in the day, the Broncos clinch the AFC Western Division championship when the Raiders fall to the Los Angeles Rams. **DECEMBER 18**—The Broncos lose to Dallas in the regular season finale, 14-6, but post the best record in the history of the franchise, 12-2, tied with Dallas for the best in the NFL. **DECEMBER 24**—Before the largest crowd ever to watch a sporting event in the state of Colorado, 75,011, the Broncos stop the Pittsburgh Steelers in the first round of playoff action, 34-21.

1978

JANUARY 1—"The miracle has happened," said KOA sports director Bob Martin. "The Broncos are going to the Super Bowl." In a hard-fought game at Mile High Stadium, the Broncos dethrone the Raiders, 20-17, for the AFC championship and a trip to the Super Bowl in New Orleans. **JANUARY 15**—"We'll be back" and "We love our Broncos" the Denver faithful chant as the Broncos fall to the Cowboys, 27-10, in the Super Bowl. **JANUARY 23**—Lyle Alzado, Randy Gradishar, Tom Jackson, Billy Thompson and Louis Wright represent the Broncos in the Pro Bowl, the largest Denver contingent in history. **MARCH**—Only 143 season tickets are not renewed, a new all-time low, according to ticket manager Gail Stuckey.

CHAMPIONSHIP PLAY

AFL-AFC TITLE GAMES

1977	Denver 20, Oakland 17	1968	New York Jets 27, Oakland 23
1976	Oakland 24, Pittsburgh 7	1967	Oakland 40, Houston 7
1975	Pittsburgh 16, Oakland 10	1966	Kansas City 31, Buffalo 7
1974	Pittsburgh 24, Oakland 13	1965	Buffalo 23, San Diego 0
1973	Miami 27, Oakland 10	1964	Buffalo 20, San Diego 7
1972	Miami 21, Pittsburgh 17	1963	San Diego 51, Boston 10
1971	Miami 21, Baltimore 0	1962	Dallas 20, Houston 17 (OT)
1970	Baltimore 27, Oakland 17	1961	Houston 10, San Diego 3
1969	Kansas City 17, Oakland 7	1960	Houston 24, Los Angeles 16

CHAMPIONSHIP PLAY (CONTINUED)

NFL-NFC TITLE GAMES

1977 Dallas 23, Minnesota 6
1976 Minnesota 24, Los Angeles 13
1975 Dallas 37, Los Angeles 7
1974 Minnesota 14, Los Angeles 10
1973 Minnesota 27, Dallas 10
1972 Washington 26, Dallas 3
1971 Dallas 14, San Francisco 3
1970 Dallas 17, San Francisco 10
1969 Minnesota 27, Cleveland 7
1968 Baltimore 34, Cleveland 0
1967 Green Bay 21, Dallas 17
1966 Green Bay 34, Dallas 27
1965 Green Bay 23, Cleveland 12
1964 Cleveland 27, Baltimore 0
1963 Chicago 14, New York Giants 10
1962 Green Bay 16, New York Giants 7
1961 Green Bay 37, New York Giants 0
1960 Philadelphia 17, Green Bay 13
1959 Baltimore 31, New York Giants 16
1958 Baltimore 23, New York Giants 17 (OT)
1957 Detroit 59, Cleveland 14
1956 New York Giants 47, Chicago 7
1955 Cleveland 38, Los Angeles 14
1954 Cleveland 56, Detroit 10
1953 Detroit 17, Cleveland 16
1952 Detroit 17, Cleveland 7
1951 Los Angeles 24, Cleveland 17
1950 Cleveland 30, Los Angeles 28
1949 Philadelphia 14, Los Angeles 0
1948 Philadelphia 7, Chicago Cardinals 0
1947 Chicago Cardinals 28, Philadelphia 21
1946 Chicago Bears 24, New York Giants 14
1945 Cleveland Rams 15, Washington 14
1944 Green Bay 14, New York Giants 7
1943 Chicago Bears 41, Washington 21
1942 Washington 14, Chicago Bears 6
1941 Chicago Bears 37, New York Giants 9
1940 Chicago Bears 73, Washington 0
1939 Green Bay 27, New York Giants 0
1938 New York Giants 23, Green Bay 17
1937 Washington 28, Chicago Bears 21
1936 Green Bay 21, Boston Redskins 6
1935 Detroit Lions 26, New York Giants 7
1934 New York Giants 30, Chicago Bears 13
1933 Chicago Bears 23, New York Giants 21

SUPER BOWL RESULTS

1978 Dallas 27, Denver 10 at New Orleans
1977 Oakland 32, Minnesota 14 at Pasadena
1976 Pittsburgh 21, Dallas 17 at Miami
1975 Pittsburgh 16, Minnesota 6 at New Orleans
1974 Miami 24, Minnesota 7 at Houston
1973 Miami 14, Washington 7 at Los Angeles
1972 Dallas 24, Miami 3 at New Orleans
1971 Baltimore 16, Dallas 13 at Miami
1970 Kansas City 23, Minnesota 7 at New Orleans
1969 New York Jets 16, Baltimore 7 at Miami
1968 Green Bay 33, Oakland 14 at Miami
1967 Green Bay 35, Kansas City 10 at Los Angeles

MISCELLANEOUS



NATIONAL FOOTBALL LEAGUE

410 Park Ave., New York, N.Y. 10022
(212) 758-1500

Commissioner	Pete Rozelle
Executive Director	Don Weiss
Treasurer	Bill Ray
Director of Public Relations	Jim Heffernan
Counsel to Commissioner	Jay Moyer
Broadcast Coordinator	Val Pinchbeck, Jr.
Director of Security	Jack Danahy
Director of Personnel	Jan Van Duser
Supervisor of Officials	Art McNally
Assistant Supervisors of Officials ..	Jack Reader and Nick Skorich
Player Relations	Bill Granholm and Buddy Young
American Football Conference President	Lamar Hunt
Assistant to AFC President	Al Ward
AFC Director of Information	Joe Browne
National Football Conference President	George Halas
Assistant to NFC President	Joe Rhein
NFC Director of Information	Dick Maxwell

NFL PUBLIC RELATIONS DIRECTORS

AMERICAN FOOTBALL CONFERENCE

Baltimore—Jim Husbands	(301) 667-4400
Buffalo—L. Budd Thalman	(716) 648-1800
Cincinnati—Al Heim	(513) 621-3550
Cleveland—Nate Wallack	(216) 696-5555
Houston—Jack Cherry	(713) 797-9111
Kansas City—Bob Sprenger	(816) 924-9300
Miami—Bob Kearney and Charlie Callahan ..	(305) 379-1851
New England—Pat Horne	(617) 543-7911
New York Jets—Frank Ramos	(212) 421-6600
Oakland—Al LoCosale	(415) 562-5900
Pittsburgh—Joe Gordon	(412) 323-1200
San Diego—Rick Smith	(714) 280-2111
Seattle—Don Andersen	(206) 827-9777

NATIONAL FOOTBALL CONFERENCE

Atlanta—Charlie Dayton	(404) 688-8684
Chicago—Ted Haracz	(312) 663-5100
Dallas—Doug Todd	(214) 369-8000
Detroit—Don Kremer	(313) 335-4131
Green Bay—Chuck Lane	(414) 494-2351
Los Angeles—Jerry Wilcox	(213) 277-4700
Minnesota—Merrill Swanson	(612) 920-4805
New Orleans—Jerry Wynn	(504) 524-1421
New York Giants—Ed Croke	(212) 582-2010
Philadelphia—Jim Gallagher	(215) 463-2500
St. Louis—Kevin Byrne	(314) 421-0777
San Francisco—Dave Frei	(415) 365-3420
Tampa Bay—Bob Best	(813) 870-2700
Washington—Joe Blair	(703) 471-9100

MILE HIGH STADIUM

Mile High Stadium, home of the Denver Broncos, was filled for every home date during the 1977 regular season as the Broncos led the National Football League in attendance.

Expansion of the stadium, begun in 1975, was completed for the 1977 season to give the Broncos the seventh largest home facility in the league.

Denver voters passed a \$25 million bond issue in 1974 to expand and improve the stadium from its capacity of 51,706 to 75,087. The stadium held 63,532 for the 1976 season, halfway through the project.

Making Mile High Stadium unique, however, is its movable East stands. The east stands move in a single section which, when fully extended, is in a horseshoe configuration for football. When the section is retracted, the stadium is in position for baseball.

The dynamics involved in the move are fascinating. First, bear in mind that the east stands sections is a three-tiered structure, 535 feet long, 135 feet tall and 200 feet deep, weighing nearly a million pounds. Second, the stands must be moved a distance of 145 feet.

How is it done? The answer, says DMJM-Phillips-Reister, the engineering-architectural firm in charge of the project, is water.

More than 90,000 square feet of runways serve as the operating surfaces over which the stands will move. Water is pumped onto the runways and form a .003 inch sheet upon which the stands rest. Hydraulic rams then push the stands forward at the rate of three feet per minute, making the move last somewhere around one hour.

Originally called Bears Stadium, the facility was built in 1948 for the Denver Bears of baseball's old Western League, with long-range plans to utilize it for football as well. When Denver became a charter member of the American Football League in 1959, the south stands (8,100 seats) and portable east stands (9,616 seats) were added to give a capacity of 34,657 for football.

After Denver voters turned down a stadium bond issue to build an all-purpose metropolitan stadium in 1967, a non-profit group began a fund-raising drive with the goal of purchasing the stadium for the city.

In February of 1968, the group bought the stadium from Rocky Mountain Empire Sports for \$1.8 million and presented it to the city of Denver. A 16,000-seat upper deck was immediately constructed over the worst stands, raising the capacity to over 50,000 for the 1968 season. In December of 1968, the stadium was renamed Denver Mile High Stadium.



SCHEDULING

The master NFL schedule, as it applies to the Denver Broncos (and also to other AFC West teams), for 1979:

EACH TEAM:

A. Home-and-home games with the four teams in the AFC West (Oakland, San Diego, Kansas City, Seattle). Total: 8 games.

B. One game with teams #1-4 (referring to placings) in a division of the other conference. In 1979, this will be the NFC West. Sites will depend upon order of finish within the divisions (see subsequent notes). This step does not apply to the fifth place team in the AFC West.

FIRST PLACE TEAM IN AFC WEST:

B. Home: NFC West #1, NFC West #3; Away: NFC West #2, NFC West #4. Total: 4 games.

C. One game with each of the two other first place teams in the AFC and each of the two other fourth place teams in the AFC. Home: AFC East #1 and AFC Central #4; Away: AFC East #4 and AFC Central #1. Total: 4 games.

SECOND PLACE TEAM IN AFC WEST:

B. Home: NFC West #2, and NFC West #4; Away: NFC West #1 and NFC West #3. Total: 4 games.

C. One game with each of the two other second place teams and each of the other third place teams—Home: AFC East #2 and AFC Central #3; Away: AFC East #3 and AFC Central #2. Total: 4 games.

THIRD PLACE TEAM IN AFC WEST:

B. Home: NFC West #1 and NFC West #3; Away: NFC West #2 and NFC West #4. Total: 4 games.

C. One game with each of the two other second and third place teams—Home: AFC East #3 and AFC Central #2; Away: AFC East #2 and AFC Central #3. Total: 4 games.

FOURTH PLACE TEAM IN AFC WEST:

B. Home: NFC West #2 and NFC West #4; Away: NFC West #1 and NFC West #3. Total: 4 games.

C. One game with each of the other first place and fourth place teams in the conference—Home: AFC East #4 and AFC Central #1; Away: AFC East #1 and AFC Central #4. Total: 4 games.

FIFTH PLACE TEAM IN AFC WEST:

B. One game with each of teams #1-4 of the four-team division in the AFC—Home: AFC Central #1 and AFC Central #4; Away: AFC Central #2 and AFC Central #4. Total: 4 games.

C. Home-and-home games with the other fifth place team in the AFC—Home: AFC East #5; Away: AFC East #5. Total: 2 games.

C. One game with each of the fifth place teams in the NFC—Home: NFC East #5; Away: NFC Central #5. Total: 2 games.

Broncos Radio Network

Once again Denver Radio Station KOA (850) will serve as the flagship station for the Intermountain Network broadcasts of Denver Broncos football. KOA has had the exclusive rights to Broncos football on radio since 1970.

Bob Martin, who this year was named Colorado Sportscaster of the Year for the ninth consecutive time, has been handling the play-by-play description since 1964. Larry Zimmer, who joined the team in 1971, will again provide the color commentary.

While the entire listing of network stations carrying Denver Broncos football won't be completed until shortly before the start of pre-season play, the early list of confirmed stations include:

Station & Location

(Colorado)
KGIW—Alamosa
KNAB—Burlington
KBOL—Boulder
KRAI—Craig
KRDO—Colo. Springs
KRSJ—Durango
KDTA—Delta
KCOL—Ft. Collins
KEXO—Grand Junction
KGLS—Glenwood Springs
KYOU—Greeley
KGUC—Gunnison
KBRR—Leadville
KLMO—Longmont
KLMR—Lamar
KBZZ—LaJunta
K PUB—Pueblo
KWSR—Rifle
KVRH—Salida
KBCR—Steamboat Springs
KVMT—Vail

Station & Location

(Wyoming)
KTWO—Casper
KFBC—Cheyenne
KUGR—Green River
KOLL—Gillette
KOWB—Laramie
KASL—Newcastle
KPOW—Powell
KRAL—Rawlins
KWYO—Sheridan
KGOS—Torrington
KWOR—Worland
(New Mexico)
KENN—Farmington
(Nebraska)
KUVR—Holdrege
KICX—McCook
KSID—Sidney
KAHL—North Platte

BRONCOS MEDIA CONTACTS

Newspapers and Wire Services

Denver Post (P.M.)

Joe Sanchez

Dick Connor—Columnist

Steve Cameron—Columnist

Bick Lucas—Sports Editor

650 15th St.

Denver 80102

303—297-1294

Rocky Mountain News (A.M.)

Butch Brooks

Woodrow Paige—Columnist

Bob Collins—Columnist

400 W. Colfax

Denver 80202

303—892-5000

Boulder Daily Camera (P.M.)

Craig Harper

Dan Creedon—Sports Editor

1048 Pearl

Boulder 80306

303—442-1202

Colorado Springs Sun (A.M.)

Steve Page

Frank Boggs—Sports Editor

103 W. Colorado

Colorado Springs 80903

303—633-3881

Gazette-Telegraph (P.M.)

Chris Jenkins

30 S. Prospect

Colorado Springs 80901

303—632-4641

Journal-Advocate (P.M.)

Don Miles—Sports Editor

P.O. Box 1272

Sterling 80751

303—522-1990

Fort Collins Coloradoan (P.M.)

Mark Meng—Sports Editor

1212 Riverside

Fort Collins 80251

303—493-6397

Associated Press

John Mossman—Sports Editor

650 15th St.

Denver 80202

303—825-0123

United Press International

Jim Lawrence—Sports Editor

3665 E. Dakota

Denver 80209

303—321-2234

Radio and Television

KOA Radio (850) and

Television (4-NBC)

Bob Martin

Larry Zimmer

Mark Holtz

Ron Zapollo (TV)

1044 Lincoln

Denver 80217

303—861-8111

KWGN Television
(2-Independent)
Mike Haffner
550 Lincoln
Denver 80209
303—837-1561

KMGH Television (7-CBS)
Star Yelland, Dan Ryan
123 Speer Blvd.
Denver 80203
303—832-7777

KBTU Television (9-ABC)
Bob Kurtz, Gary Cruz,
Lynn Sanner
1089 Bannock
Denver 80204
303—825-5288

KKTV Television (11-CBS)
Jack Ryan
Box 2110, 3100 N. Nevada Ave.
Colorado Springs 80901
303—634-2844

KDEN Radio (1340)
Tony Lamonica
5660 S. Syracuse Circle
Englewood 80110
303—771-6000

KVOR Radio (1300)
Wes Sturr
P.O. Box 966
Colorado Springs 80901
303—632-3536

KOAA-Television (5-NBC)
Mike Salardino, Steve Harms
2226 TV Lane
Pueblo 81002
303—544-5782

KHOW Radio (630)
Irv Brown, John Conners
Petroleum Club Bldg.
Denver 80202
303—573-7770

KWBZ Radio (1150)
Mike Wolfe
3 W. Princeton
Englewood 80110
303—761-1150

KIMN Radio (950)
Jerry Castro
5350 W. 20th Ave.
Denver 80214
303—234-9500

KRDO Radio (1240) and
Television (13-ABC)
Jeff Thomas
399 So. 8th St.
Colorado Springs 80901
303—475-7609

KLAK Radio (1600)
John Rayburn
980 W. 6th Ave.
Broomfield 80021
303—496-2566

MEDIA INFORMATION

CREDENTIALS: Requests for credentials for accredited members of the media should be directed to Bob Peck, Public Relations Director, Denver Broncos, 5700 Logan St., Denver, Colorado 80216, telephone (303) 623-8778.

TELEPHONE SERVICE: One telephone will be provided for the exclusive use of visiting team writers. Additional telephone service should be arranged with Mountain Bell in Denver, telephone (303) 892-6202.

COPY TRANSMISSIONS: Services available and their Denver contacts are the following:

Western Union—Jim Massey, 915 17th St., Denver, Colorado 80202, telephone (303) 825-2115.

Canfax—John Nillen, 7500 East Harvard #105, Denver, Colorado 80231, telephone (303) 751-7272.

SportsComm—Contact national office, P.O. Box 428, Ironstone Bldg., Stokes Road, Medford, N.J. 08055, telephone (609) 654-9333.

CODE-A-PHONE: The Broncos' Code-A-Phone will be in operation after Aug. 4 when the club returns to Denver from Fort Collins. The number is (303) 623-4073. New entries will be made daily at approximately 5:30 p.m.

FURTHER INFORMATION: For anything not covered by the 1977 Broncos Media Guide, feel free to contact Bob Peck, Jim Saccomano or secretary Lorraine Dieleman in the Bronco office at (303) 623-8778. Telephone numbers at training camp (July 17-Aug. 00) are 623-3035 (Denver line) and 493-4882 (Fort Collins line).

Bob Peck's home phone: (303) 986-0772.

Jim Saccomano's home phone: (303) 288-1182.

