

1979

# Denver Broncos



AFC Western Division Champions, 1977-1978

# 1979 Denver Broncos Media Guide

1979 Denver Broncos Schedule .....	2
<b>ADMINISTRATION</b>	
Bronco Directory .....	4
Board of Directors, Rocky Mountain Empire Sports ....	5
Gerald H. Phipps, Chairman .....	6
Alan R. Phipps, President .....	7
Fred Gehrke, Vice President-General Manager .....	8
Head Coach Robert (Red) Miller .....	9
Administration .....	10
Coaching Staff .....	12
Training Equipment Staff .....	16
Administrative Staff .....	17
<b>THE 1979 SEASON</b>	
The 1979 Outlook .....	19
Mile High Stadium .....	20
1979 Opponents .....	21
1979 NFL Schedule .....	23
Postseason .....	26
1979 NFL Preseason Schedule .....	26
Veteran Player Profiles .....	27
Rookies, First-Year Players .....	61
Veteran Roster Analysis .....	69
Depth Chart .....	79
Veteran Roster .....	80
Rookie Roster .....	82
<b>THE 1978 SEASON</b>	
Final Regular Season Statistics .....	71
Bronco Departmental Leaders .....	75
Game-by-Game Review .....	77
Playoff Statistics .....	90
1978 Final Standings .....	92
1978 NFL Attendance .....	93
<b>HISTORY AND RECORDS</b>	
Notable Performances .....	95
All-Time Scores .....	100
Playoff History .....	107
Coaching History .....	111
Attendance Marks .....	112
Statistical History .....	113
Records .....	118
Player History .....	134
Historical Highlights .....	145
<b>MISCELLANEOUS</b>	
National Football League Personnel .....	153
Championship Play .....	154
Hotels, Halftime Schedule .....	155
Scheduling .....	156
Bronco Radio Network .....	156
Bronco Media Contracts .....	157
Media Information .....	158

## ON THE COVER

The helmet in motion was photographed by Bronco running back Jim Jensen, who developed the design for this year's cover. Jensen is a free lance artist whose specialty is pastel work in wildlife and portraits, in addition to his photography.

## DENVER BRONCOS 1979 SCHEDULE

### DENVER BRONCOS 1979 SCHEDULE

#### Regular Season

Sunday, Sept. 2 ..... CINCINNATI, 2:00 p.m.  
 Thursday, Sept. 6 ..... LOS ANGELES, 6:30 p.m.  
 Sunday, Sept. 16 ..... at Atlanta, 1:00 p.m.  
 Sunday, Sept. 23 ..... SEATTLE, 2:00 p.m.  
 Sunday, Sept. 30 ..... at Oakland, 1:00 p.m.  
 Sunday, Oct. 7 ..... SAN DIEGO, 2:00 p.m.  
 Sunday, Oct. 14 ..... at Kansas City, 1:00 p.m.  
 Monday, Oct. 22 ..... at Pittsburgh, 9:00 p.m.  
 Sunday, Oct. 28 ..... KANSAS CITY, 2:00 p.m.  
 Sunday, Nov. 4 ..... NEW ORLEANS, 2:00 p.m.  
 Sunday, Nov. 11 ..... NEW ENGLAND, 2:00 p.m.  
 Sunday, Nov. 18 ..... at San Francisco, 1:00 p.m.  
 Sunday, Nov. 25 ..... OAKLAND, 2:00 p.m.  
 Sunday, Dec. 2 ..... at Buffalo, 1:00 p.m.  
 Saturday, Dec. 8 ..... at Seattle, 1:00 p.m.  
 Monday, Dec. 17 ..... at San Diego, 6:00 p.m.

All Times Local at Game Sites

Home Games (Mile High Stadium) Capitalized

#### Pre-Season

Saturday, Aug. 4, at Dallas, 8:00 p.m.  
 Saturday, Aug. 11, WASHINGTON, 7:30 p.m.  
 Saturday, Aug. 18, at San Francisco, 7:30 p.m.  
 Friday, Aug. 24, NEW ENGLAND, 7:30 p.m.

#### The Denver Broncos

##### Executive Offices

5700 Logan Street  
 Denver, Colorado 80216  
 Telephone: (303) 623-8778



##### Training Camp (through Aug. 2)

Corbett Hall  
 Colorado State University  
 Fort Collins, Colorado 80251  
 Telephone: (303) 623-3035 (Denver line)  
 (303) 493-4882 (Fort Collins line)

##### Ticket Office

Denver Mile High Stadium  
 1900 Eliot Street  
 Denver, Colorado 80204  
 Telephone: (303) 433-7466

## ADMINISTRATION



## Board of Directors

Chairman, Board of Directors ..... Gerald H. Phipps  
 President ..... Allan R. Phipps  
 Vice Presidents ..... Fred Gehrke, James H. Burris  
 Secretary ..... Richard S. Kitchen, Sr.

## Administrative Staff

General Manager ..... Fred Gehrke  
 Director of Player Personnel ..... Carroll Hardy  
 Director of Public Relations ..... Bob Peck  
 Ticket Manager ..... Gail Stuckey  
 Corporate Treasurer ..... Dave Diehl  
 Assistant Director of Public Relations ..... Jim Saccomano  
 Trainer ..... Allen Hurst  
 Equipment Manager ..... Larry Elliott  
 Assistant to General Manager ..... Bill Goldy  
 Assistant Trainer ..... Steve Antonopoulos  
 Assistant Equipment Manager ..... Ronnie Bill  
 Director of Films ..... Rusty Nail  
 Administrative Assistants ..... Yolanda Saltus, Lorrie Carpino  
 Accountant ..... Bob Hurley  
 Accounting Assistant ..... Debbie Maier  
 Secretaries ..... Lorraine Dieleman, Oneta Hollowell  
 Receptionist ..... Sue Fountain  
 Assistant Ticket Manager ..... Betty Combs  
 Ticket Office Staff ..... Bertie Kanka, Joan Baker  
 Data Processing ..... Jim Clark  
 Pro Scouting ..... John Beake  
 College Scouts ... Mac Speedie, Bernie Reid, Jack Hennemier  
 Bill Daddio, Hugh Davidson, Hank Johnson  
 Team Physicians ..... Dr. Richard D. Talbott  
 Dr. James F. McElhinney

## Coaching Staff

Head Coach ..... Robert (Red) Miller (Western Illinois, 1950)  
 Defensive Coordinator ..... Joe Collier (Northwestern, 1954)  
 Defensive Line ..... Stan Jones (Maryland, 1953)  
 Linebackers ..... Bob Zeman (Wisconsin, 1960)  
 Defensive Backs ..... Richie McCabe (Pittsburgh, 1955)  
 Offensive Backfield ..... Paul Roach (Black Hills State, 1952)  
 Offensive Line ..... Whitey Dovell (Maryland, 1951)  
 Wide Receivers ..... Fran Polsfoot (Washington State, 1950)  
 Quarterbacks ..... Vito (Babe) Parilli (Kentucky, 1952)  
 Special Teams ..... Marv Braden (SW Missouri State, 1960)



## BOARD OF DIRECTORS

From left: Vice President Fred Gehrke, General Manager, Denver Broncos; Vice President Jim Burris, General Manager, Denver Bears; Gerald H. Phipps, Chairman, Board of Directors; President Allan R. Phipps; Secretary Richard S. Kitchen, Sr.



## **BOARD OF DIRECTORS ROCKY MOUNTAIN EMPIRE SPORTS**

### **GERALD H. PHIPPS Chairman, Board of Directors**

Gerald H. Phipps has enjoyed many gratifying moments in his 31 years on the Rocky Mountain sports scene, but the success story written by the Broncos over the past two seasons has been the most satisfying of them all.

Under the guidance of Phipps and his brother, Allan, the Denver Broncos have risen from their less-than-auspicious beginnings in the old American Football League to a position as one of the National Football League's most stable franchises.

Denver's rise to prominence has been capped by the American Football Conference Western Division titles won the past two years, and by the club's berth in Super Bowl XII following the 1977 season.

With the success of the Broncos illustrating Denver's willingness and ability to support an NFL team, the doors were opened for major league teams in other sports to set up shop in the Mile High City.

In 1961, one year after professional football arrived in Denver with an AFL franchise, Phipps became a major owner and assumed duties as Chairman of the Board of Rocky Mountain Empire Sports, Inc. Four years later, he and his brother became virtually the sole owners of the club.

Phipps' involvement in the Denver sports world began in 1947 when he became part of the organization that brought the Bears to Denver as members of baseball's old Western League. In the years immediately following the move, the Bears set minor league attendance records that stood unchallenged for many years.

Born March 4, 1915, in Denver to Lawrence C. and Margaret Rogers Phipps, he received his bachelor's degree from Williams College in 1936. He then went to work for the Denver & Rio Grande Western Railroad until he entered the Navy in May, 1942.

Following his separation from the service in 1945, he was employed by a general contracting firm in Denver until 1952, when he formed his present company, Gerald H. Phipps, Inc. In 1958, he was elected vice president and treasurer of California Electric Power Co. and when that company merged with Southern California Edison in 1963, he was named a director of the latter.

He is a past president of the Associated Building Contractors of Colorado, Inc., a director and member of the Executive Committee of the First National Bank of Denver, and a director of the First National Bancorporation, Rio Grande Industries and the Denver & Rio Grande Western Railroad. He is a trustee of the Colorado College, serves on the Executive Committee of the Colorado Safety Association, and is Colorado Chairman of the 1979 Crusade to Control Cancer.

Phipps, 64, is a member of the Denver Country Club, the Denver Athletic Club, Denver Club, Cherry Hills Country Club, Rolling Hills Country Club, Broadmoor golf Club of Colorado Springs, and the Williams Club of New York.

Phipps was married in New York City on September 24, 1937, to the former Janet Alice Smith. They have three daughters and eight grandchildren.

### **ALLAN R. PHIPPS President**

Allan R. Phipps, President of Rocky Mountain Empire Sports, has been an active member of the Denver sports and cultural community for many years.

Phipps, 66, a partner in the Denver law firm of Hughes & Dorsey, has been active in key non-candidate roles in the Republican party, including a stint as chairman of the GOP State Finance Committee. He also serves on the governing boards of numerous organizations.

He received his bachelor's degree from Williams College in 1934, where he was a member of the tennis and swimming teams. He went on to receive a degree in jurisprudence from Oxford University in England in 1936 and a law degree from Denver University in 1937.

A member of Phi Beta Kappa, he was admitted to the Colorado Bar in 1938. He interrupted his law career to serve in the U.S. Naval Reserve in World War II as a lieutenant commander in the Pacific Theater. He joined Hughes & Dorsey in 1946.

His posts include those of President of the Denver Museum of Natural History and Trustee of the University of Denver, of the Denver Museum of Natural History, of the Denver Symphony Society, of the Graland Country Day School, of the George W. Clayton College and of the Center for Creative Living.

Phipps was Alumni Trustee of Williams College and is a member of the Board of Trustees of the Winter Park Recreational Association.

He is a director of Cherry Creek National Bank, South Denver National Bank, Van Schaack Corporation and Grassy Creek Coal Company.

He is married to the former Clara Mitchell Van Schaack, and has two sons, a daughter and six grandchildren.

### **JIM BURRIS Vice President**

Jim Burris is in his 15th year as Vice President of the Board of Directors of Rocky Mountain Empire Sports, serving as General Manager of the Denver Bears baseball team since 1965 and also putting in some duty in the same post for the Broncos in 1966 and 1967.

During his tenure with the Bears, the club has won five divisional titles and three league crowns, while consistently ranking among the leaders in minor league baseball attendance. Burris was voted the American Association Executive of the Year in 1971, 1976 and 1977.

Burris received a "King of the Hill" award from the Colorado Sports Hall of Fame in 1978.

He is a former president of the American Association (1961 and 1962) and of the Texas league (1964) and also served as a special assistant to Baseball Commissioner Ford Frick in 1963.

### **RICHARD KITCHEN Secretary**

Secretary of the Board Richard S. Kitchen, Sr., is one of those people who believes in maximum effort and performance and backs it up with his own life style.

He received his B.A. from Yale University, where he was a regional scholar, and subsequently graduated cum laude from the University of Denver College of Law in 1948.

He was a Marine assault platoon leader in World War II and served as a company commander with the Marines in Korea.

A native of Loveland, Kitchen earned nine letters in his high school career and was the starting quarterback for the football team.

Kitchen has practiced law in Colorado since 1949, joining the law firm of Hughes and Dorsey in 1964.

He is Chairman of the Board of the First National Bank of Bear Valley, and is a past or current officer or director of numerous professional and service organizations.

Kitchen has eight children—Lesley, 30; Lynn, 28; Richard, Jr., 19; Valerie, 18; Susan, 16; Lisa, 9; Nicole, 8; and John, 6, and two grandchildren. He and his wife, Elfi, live in Bow Mar.

## GENERAL MANAGER

### FRED GEHRKE

Vice President  
and  
General Manager



Fred Gehrke was named vice president of Rocky Mountain Empire Sports and general manager of the Denver Broncos on December 18, 1976. From that day forward, a lot of good things have happened to the Broncos, including two consecutive AFC Western Division crowns and a trip to the Super Bowl.

Gehrke's first bold move was to seek out a longtime friend and veteran NFL assistant coach, Red Miller, and give him his first head coaching job. Then, along with Miller, Gehrke engineered the trades that brought Craig Morton and several other talented players into the Bronco fold.

And, most importantly, through the course of the past two seasons, Gehrke has provided the leadership and direction which helped the Broncos stake their claim to successive Western Division championships and playoff berths. With Gehrke at the helm, the Broncos have become one of just eleven NFL franchises to appear in the Super Bowl.

Gehrke's move to general manager marked the first time in a decade that the Broncos had split the duties of general manager and head coach, a dual role assumed by Lou Saban from 1967 to 1971 and by John Ralston from 1972 through 1976.

A member of the Broncos staff since 1965, Gehrke came to the club as director of player personnel and also served as assistant general manager from 1973 until becoming general manager.

In 1972, he was the first recipient of the Daniel F. Reeves Memorial Pioneer award from the Pro Football Hall of Fame for innovative off-field contribution to the game. It was Gehrke who, as a player for the Los Angeles Rams in 1948, created the first helmet emblem in the NFL—the horns on the Rams' helmets.

His creativity is also, manifested in the Broncos' 1977 AFC Championship ring, a collaboration by him and Josten's Jewelry.

A native of Salt Lake City, Gehrke was an outstanding scholar-athlete at Utah in his college days. In addition to football, he was the conference record holder in the javelin and also the conference diving champion for three years.

He began his professional playing career with the Cleveland Rams in 1940. "Frozen" in his wartime defense job during World War II—he was a technical illustrator for Northrup Aircraft Corporation in Los Angeles—he stayed on the west coast from 1941 through 1945 and played for the Los Angeles Bulldogs in the Pacific Coast League.

He returned to Cleveland where he was an All-Pro halfback for the World Champion Rams in 1945, and was a player-coach for the Rams in 1948 and 1949, then in Los Angeles. He retired as a player in 1950.

He ended his 24-year association with Northrup in 1963, when he became the general manager of the May Co. department store in the world's largest shopping center, Topanga Plaza, in Los Angeles until he joined the Broncos.

After his retirement as an active player, Gehrke did color commentary with Tom Harmon on radio and television football broadcasts for 13 years.

Gehrke, 61, has five children—four daughters and a son—and lives with his wife, Jean, in Arvada.

## HEAD COACH

### RED MILLER Head Coach



Head Coach Robert "Red" Miller has established himself as one of the National Football League's outstanding mentors in just two seasons at the helm of the Denver Broncos.

Miller, 51, became the eighth Broncos head coach in February of 1977, and the rest is history.

Prior to his arrival in Denver, the Broncos had posted just three winning campaigns in 17 seasons, and the club never had participated in post-season play of any kind.

In two seasons, Miller now has won two straight American Football Conference Western Division titles.

Denver can boast an AFC championship and an appearance in Super Bowl XII following the 1977 season.

Miller has a regular season record of 22-8, good enough for a glittering .733 winning percentage. Under Miller's command, Denver never has lost two consecutive regular season games.

Miller's first season in Denver resulted in a 12-2 regular season mark, tied with Dallas as the best record in the NFL. That was followed by wins over Pittsburgh and Oakland, winners of the two previous Super Bowls, in the playoffs. Although Dallas put an unhappy ending on Denver's Cinderella Story in Super Bowl XII, the Broncos did own their first division title, as well as the AFC crown, and they became only the 11th team in the 28-club league to appear in a Super Bowl game.

Miller's efforts did not go unnoticed, as a lot of people shared a common opinion. Results of various polls were unanimous—Associated Press, United Press International, The Sporting News, the Washington Touchdown Club, Football Digest, Kansas City 101 Club, Columbus (Ohio) Touchdown Club, and Pro Football Weekly all honored Robert "Red" Miller as NFL Coach of the Year.

While the Broncos in 1978 were not able to duplicate their Super Bowl appearance of the previous year, they overcame an injury epidemic to win their second straight AFC West title. The back-to-back divisional crowns claimed by Denver and Red Miller represent the first time an AFC West team other than Oakland has won the division in consecutive seasons since San Diego won three straight from 1963 through 1965.

A native of Macomb, Ill., Miller was a standout guard and linebacker at Western Illinois, where he was named the team's MVP for three consecutive years. He spent nine years in the high school and college coaching ranks before joining Lou Saban's staff with the Boston Patriots in 1960, and went with Saban to Buffalo in 1962.

The seasons of 1963-64-65 were spent as offensive line coach with the Denver Broncos before moving on to St. Louis where he developed five Pro Bowl offensive linemen.

From St. Louis, Miller moved to a similar job with the Baltimore Colts before joining Chuck Fairbanks' staff at New England when Fairbanks took over the Patriots program in 1973. Miller was elevated to the offensive coordinator position and the Pats offense improved dramatically through the 1976 season when their 2,957 yards rushing went into the books as the fifth highest rushing total of any team in NFL history.

His 1978 Denver club set numerous team records, including most total yards (4,829) and most yards rushing (2,451).

Known as a "players' coach," Miller dazzled his squad with his talents as a ragtime pianist at the team's 1977 rookie show.

Miller and his wife, Nancy, have two children. Lana has graduated from Colorado State University with a major in speech and communication. Steve is a resident of Denver with hopes of entering the University of Denver to study for a Master of Business Administration degree.

## ADMINISTRATION

### BOB PECK

#### Director of Public Relations

Now in his tenth season as Director of Public Relations for the Denver Broncos, Bob Peck is a veteran of over 20 years on the Colorado sports scene.

Peck, 46, joined the Broncos in 1970, after a three-year stint as Assistant Commissioner of the Mid-American Conference in Columbus, Ohio.

Prior to that he was at the Air Force Academy in Colorado Springs for 11 years, serving in several administrative positions.

A graduate of the University of Nebraska at Omaha, Peck was honored by the Pro Football Writers of America in 1978 as the recipient of the Jack Horrigan Award, awarded by the writers for excellence in National Football League public relations.

He and his wife Cyndy reside in Denver with their three children, David, 12, Stephen, 10, and Christina, 7.



### GAIL STUCKEY

#### Ticket Manager

Gail Stuckey begins his fifth season as the Broncos Ticket Manager in 1979.

A San Diego native, he joined the Broncos in 1975 after serving ten years as assistant ticket manager for the San Diego Chargers.

Following a four-year stint in the Air Force stationed in Germany, Stuckey returned to San Diego State University, where he played baseball and basketball.

Stuckey and his wife, Pat, have two daughters: Lynette, 19; and Gail Rene, 15.



### DAVE DIEHL

#### Corporate Treasurer

Denver native Dave Diehl, 36, is in his eighth year as a member of the Denver Broncos organization.

In his position as Corporate Treasurer, Diehl oversees all financial activities of Rocky Mountain Empire Sports, Incorporated, which owns both the Broncos and the Denver Bears baseball team.

He is a graduate of Denver North High School and the University of Denver, and came to the Broncos with previous experience in banking and governmental auditing.

Diehl and his wife Judy have one child (Matthew, age two), and the family resides in Wheat Ridge.



### CARROLL HARDY

#### Director of Player Personnel

1979 marks Carroll Hardy's 15th year in the Denver Broncos organization, and his third as Director of Player Personnel.

One of Fred Gehrke's first moves upon being named general manager was to appoint Carroll Hardy to his present position, a post formerly held by Gehrke himself.

Hardy, 46, supervises all player personnel moves, with particular emphasis on the college draft and scouting. He will also supervise the pro scouting department, playing an active role in evaluating possible trades and free agent acquisitions.

Hardy has long been considered one of the greatest athletes produced by Colorado since winning a modern record of 10 letters at the University of Colorado (four each in football and baseball and two in track).

After graduating from Colorado in 1955 with a degree in education, Carroll signed a baseball contract with the Cleveland Indians and was drafted in the third round by football's San Francisco 49ers, playing that season as a wide receiver and running back.





After spending 1956 and 1957 in the Army, he returned to the Indians in 1958. He played in the outfield for the Indians until 1960, when he was traded to the Boston Red Sox. That year, Carroll became the only man ever to pinch hit for Ted Williams.

Hardy remained in baseball until the fall of 1965, when he joined the Broncos as a scout. He became assistant ticket manager for the club in 1969, and assumed the duties of scouting in 1970.

In recognition of his great athletic career in baseball, football, and track, Hardy was inducted into the Colorado Sports Hall of Fame on February 19, 1979.

A native of South Dakota, Hardy also is a member of the South Dakota Sports Hall of Fame.

A resident of Boulder, Hardy and his wife, Janice, have three children: Jay, 22; Jill, 21; and Lisa, 18.

## JOHN BEAKE

### Pro Scouting

NFL veteran John Beake now is handling pro scouting for the AFC West champion Broncos.

Beake was an assistant coach for the Kansas City Chiefs from 1968 through 1974, and he was the offensive backfield coach for the New Orleans Saints in 1976-77.

He served as the offensive coordinator at Colorado State University in 1975.

Beake is in charge of keeping tabs on all veteran players in the NFL, which entails recording player movements such as trades and waivers, and he also will scout Denver's opponents.



## COACHING STAFF

## MARV BRADEN

### Special Teams

With an extensive background in the college ranks, 41-year-old Marv Braden made his professional coaching debut with the Broncos in 1977 and has helped Denver's special teams become one of league's top groups in each of his two seasons in the NFL.

In 1976, Braden was the offensive coordinator at Michigan State, a post he also held at Southern Methodist in 1974 and 1975. In 1973, he served as defensive coordinator at Iowa State.

From 1969 through 1972, Braden was the head coach at United States International University in San Diego, compiling a 26-12-1 mark and turning out three All-Americans. In 1967 and 1968 he was the head coach at Northeast Missouri State.

Braden also coordinates the Fellowship of Christian Athletes Bible study group and team chapel activities for the Broncos.

A graduate of Southwest Missouri State, Marv and his wife, Becky, have one daughter, Janice, 18.



## JOE COLLIER

### Defensive Coordinator

A long-time coaching associate of Red Miller, defensive coordinator Joe Collier, 47, is the mastermind of the Broncos' outstanding defensive unit. The senior member of the staff, Collier begins his 11th season with Denver in 1979.

Collier and Miller were on Lou Saban's staff at Western Illinois in 1957-58-59, then made the move with Saban to the Boston Patriots of the American Football League in 1960-61, and on to Buffalo in 1962.

While Miller moved to Denver, Joe remained at Buffalo and served as head coach of the Bills in 1966-67-68. He rejoined Saban's staff with the Broncos in 1969.

Collier was an All-Big Ten selection as an end during his college days at Northwestern, and played in the Senior Bowl and the East-West Shrine game. Drafted by the New York Giants, he chose instead to spend the next two years in the Army, after which he joined the staff at Western Illinois.

Joe and his wife, Shirley, have three children: Julie, 21; Lisa, 19; and Joe, 15.



## WHITEY DOVELL

### Offensive Line

Returning to the Broncos for his second tour as offensive line coach is Whitey Dovell, 51. Dovell is a native of Newark, New Jersey who has 12 years experience as an NFL coach.

His earlier stint in Denver was from 1967 through 1971, after which he coached with the Chicago Bears (1972-74), and most recently four seasons with the Baltimore Colts (1975-78).

Widely regarded as an outstanding offensive line teacher, Dovell coached at his alma mater, the University of Maryland, for 15 years before entering the pro ranks as a member of Lou Saban's original Denver staff.

Whitey and his wife, Claire, have three daughters.



## STAN JONES

### Defensive Line

One of the leading linemen in the National Football League in his playing days, Jones is on his second tour of duty with the Broncos.

Jones, 47, had served on the Bronco staff under Lou Saban from 1967 to 1971, and spent the next four years with Saban in Buffalo. He rejoined the Broncos in 1976 and now is in his third season working with Red Miller.

Jones was an All-American tackle at Maryland in 1953 and was named the nation's Lineman of the Year. In 1977, he was named to the ACC's 25-year All-Star team. He has been honored by the Maryland Alumni Association as Man of the Year, and is a member of Pennsylvania's Sports Hall of Fame.

He played 12 years with the Chicago Bears and one with the



Washington Redskins, gaining All-Pro honors as an offensive guard four years and appearing in seven Pro Bowls.

Stan and his wife, Darlis, have a daughter, Sherrie, and two sons, Kevin and Tony.

## **RICHIE McCABE**

### **Defensive Backs**

A veteran professional coach and a former American Football League All-Star, Richie McCabe enters his second season as the Broncos' defensive backfield coach in 1979.

In 1977, McCabe was the defensive coordinator for the Buffalo Bills, where his pro coaching career had begun in 1966. He was on the Oakland Raiders staff in 1969 and 1970, before moving to Cleveland for a five-year stint. He rejoined the Bills in 1976.

He was a 22nd round draft choice for the Pittsburgh Steelers in 1955, and played four years with the Steelers and one with the Washington Redskins. He joined the Bills in 1960, when he was named to the All-Star team.

He is a native of Pittsburgh, where he was a two-way starter for the Pitt Panthers. McCabe, 45, and his wife, Judith, have two daughters: Kelly, 9, and Erin, 4.



## **BABE PARILLI**

### **Quarterbacks**

Quarterback Coach Vito (Babe) Parilli, one of the all-time greats of the American Football League, was the architect of Craig Morton's comeback success and is also charged with the development of Norris Weese and Craig Penrose.

Parilli, 48, has spent 22 years in professional football, 16 as a player in a career with six teams in three leagues.

He passed for 22,681 yards and 178 touchdowns as a pro, and was the AFL's Most Valuable Player in 1964 with the Boston Patriots. One of 19 players to play in the AFL all ten years of its existence, he played for Red Miller at Boston in 1961.

A native of Rochester, Pa., Parilli was the first All-American at the University of Kentucky in 1950 and 1951, leading Coach Bear Bryant's teams to victories in the Sugar Bowl and Cotton Bowl.

He spent two years in the World Football League; 1974 as head coach of the New York Stars and 1975 as general manager and head coach of the Chicago Winds. Parilli and his wife, Priscilla, have a son, Vance.

## **FRAN POLSFOOT**

### **Receivers**

Now going into his 18th season coaching in the NFL, Fran Polsfoot was Red Miller's first appointment to his Denver coaching staff. Polsfoot previously had coached with Miller at St. Louis in the mid-1960's.

Polsfoot, 52, has been in the pro ranks since 1962 when he began a six-year stint with the St. Louis Cardinals. From 1968 through 1971, he was with the Houston Oilers.



He spent the next three years with the Cleveland Browns before rejoining the Oilers staff in 1975 and 1976.

A native of Montesano, Washington, Polsfoot is a graduate of Washington State, where he played end for the Cougars.

Polsfoot and his wife, Mary, have a daughter, Sally, 24, and a son, Tommy, 21.

## **PAUL ROACH**

### **Offensive Backs**

Veteran professional coach Paul Roach coaches the Broncos offensive backs. He joined the club in 1977 after serving as offensive coordinator for the Green Bay Packers in 1975 and 1976.

Roach, 51, came to the Packers from Oakland, where he helped the Raiders to a 31-9-2 mark in three seasons as offensive backfield coach.

He spent eight years as backfield coach at Wyoming under Lloyd Eaton, during which time the Cowboys won three straight Western Athletic Conference titles. In 1970-71, he served as offensive backfield coach at the University of Wisconsin prior to moving to Oakland.



## **BOB ZEMAN**

### **Linebackers**

An American Football League All-Star as a Bronco defensive back in 1962, Zeman enters his second season as Denver's linebacker coach in 1979.

Zeman, 42, was the defensive backfield coach of the Oakland Raiders from 1971 through 1977.

He started his AFL playing career with the San Diego Chargers in 1960 and 1961, and came to the Broncos in

a trade in 1962. After two seasons in Denver, he went to the New York Jets as a part of the historic nine-player trade in 1964. He concluded his career with the Chargers in 1965-1966.

A 1954 prep All-American in his home town of Wheaton, Illinois, Zeman went on to become the co-captain for Wisconsin's 1959 Big Ten Champions. Before joining the Raiders in 1971, he coached at Wisconsin in 1970 and Northwestern in 1968-69.

Zeman and his wife, Kathy, have three sons and a daughter: Clarke, 17; Eddie, 16; Donnie, 14; and Jennifer, 10.





## TRAINING EQUIPMENT STAFF

### LARRY ELLIOTT Equipment Manager

An outstanding athlete in his own right, Larry Elliott, 42, has served as equipment manager for the Broncos since 1965.

A ten-letter winner at St. Mary's High School in Colorado Springs, Elliott declined college scholarship offers in both football and baseball to enlist in the Air Force. While stationed at Tripoli's Wheelus Air Force Base, he won All-European honors as a third baseman.

Elliott has served as the coach of the Broncos basketball and softball teams, which travel throughout the Rocky Mountain area to play benefit games for worthy causes.

Larry and his wife, Margaret, live in Lakewood with their five children—Timothy, 19; Troy, 16; Thomas, 15; Terry, 12; and Tammie, 10.

### ALLEN HURST Trainer

Allen Hurst enters his 17th season with the club this fall, a 25-year veteran of his profession at the age of 37.

A native of Houston, Hurst took up training as a freshman in high school and served as student trainer while attending Texas Christian University. While at TCU, he also was on the staff of the Houston Oilers for three years.

Hurst graduated from TCU in 1963 with a degree in physical education and a minor in biology, and immediately joined the Broncos as head trainer.

Allen, his wife, Patsy, and their sons, Gregory, 8, and Justin, 6, live in Littleton.



**Steve Antonopoulos**  
Assistant Trainer



**Ronnie Bill**  
Assistant Equipment  
Manager

## ADMINISTRATIVE STAFF



**Jim Saccomano**  
Assistant Director  
of Public Relations



**Bill Goldy**  
Assistant to the  
General Manager



**Jim Clark**  
Data Processing



**Bob Hurley**  
Accountant



**Rusty Nail**  
Director of Films



**Yolanda Saltus**  
Administrative  
Assistant



**Lorrie Carpino**  
Administrative  
Assistant



**Betty Combs**  
Assistant  
Ticket Manager



**Lorraine Dieleman**  
Public Relations  
Secretary



**Joan Baker**  
Ticket Office  
Staff



**Bertie Kanka**  
Ticket Office  
Staff



**Oneta Hollowell**  
Scouting  
Secretary



**Sue Fountain**  
Receptionist



**Debbie Maier**  
Accounting  
Assistant

## THE 1979 SEASON



## THE 1979 OUTLOOK

The Denver Broncos football team spent the 1977 season establishing itself as one of the finest squads in the National Football League by breezing to a divisional title and then sweeping aside perennial contenders Pittsburgh and Oakland on the way to the American Conference Championship and a berth in Super Bowl XII.

The 1978 Broncos squad spent most of the season converting the doubters who labeled the Broncos as "lucky" and "one season wonders" with little chance at repeating. In fact, there was not one pre-season publication giving Denver a chance to repeat as winners in the tough AFC West.

While their bid for a repeat Super Bowl appearance was snuffed out by the eventual World Champion Pittsburgh Steelers in the playoffs, the Broncos raced through their division, sweeping the series with Oakland, Seattle and Kansas City, while splitting the annual two-game set with San Diego. The 7-1 divisional record far surpassed all contenders even though the Seahawks, Chargers and Raiders all finished with fine 9-7 marks.

Now firmly established as playoff contenders, General Manager Fred Gehrke and Coach Robert (Red) Miller are hard at work upgrading the squad with particular emphasis on the offensive unit, both advocates of the philosophy that no team stays the same, it either gets better or it gets worse. Improving the Broncos and remaining in the playoff picture is the number one priority in both of their minds.

In girding for the 1979 season ... the 20th year of play for Denver ... Miller has said he looks for eight or nine new players to make the squad, although enough quality depth has been developed over the last two years to make sweeping roster changes a thing of the past.

Defensively, the team is solid. Five Pro Bowl veterans dot the defensive roster and any personnel changes probably won't be reflected in the starting lineup ... a group that led the NFL in fewest touchdowns allowed (21) last year, and finished second to the Steelers in total points allowed (198). The "change" is that the Broncos will probably go more with a four-man rush after being almost an exclusive three-man front the past two years. Says Miller, "It's one of those things that go in cycles. We stayed with the thirty defense because of the skills of our players and played it as well as anyone. But now teams are figuring out ways to attack that defense so we have to be flexible." The other reason is the emergence of last year's first-round draft choice, Don Latimer, as a quality NFL defensive lineman. He could join Lyle Alzado, Barney Chavous and Rubin Carter as an up-front regular.

The linebackers return virtually intact, led by Randy Gradishar who swept most of the defensive Player of the Year awards in the NFL last year. Tom Jackson, Bob Swenson and Joe Rizzo are other returning starters and make up the league's top linebacking corps.

Overall, the Broncos will again feature one of the league's strongest defenses, an improving offense and continued emphasis on special team play.

Said Miller, "In the past two years we feel we have established ourselves as a contender, and, hopefully, have earned the respect of the rest of the league as an aggressive, hard-hitting football team that will battle down to the wire. That was our goal, and we feel good about what we've accomplished."

He continued, "Now we have to work our tails off to stay on top. And that's no easy task, as I really believe the AFC West has returned to its position of being the strongest division in the National Football League. We have some problems to solve between now and September 2, but when the regular season kicks off the Broncos will be ready. Whether or not we will have improved as much as our chief rivals, remains to be seen, but it promises to be a whale of a season."

## MILE HIGH STADIUM

Mile High Stadium, home of the Denver Broncos, once again was filled for every home date during the 1978 regular season, as the Broncos led the National Football League in stadium attendance.

Expansion of the stadium, begun in 1975, was completed for the 1977 season to give the Broncos the seventh largest home facility in the league.

Denver voters passed a \$25 million bond issue in 1974 to expand and improve the stadium from its capacity of 51,706 to 75,092. The stadium held 63,532 for the 1976 season, halfway through the project.

Making Mile High Stadium unique, however, is its movable east stands. The east stands move in a single section which, when fully extended, is in a horseshoe configuration for football. When the section is retracted, the stadium is in position for baseball.

The dynamics involved in the move are fascinating. First, bear in mind that the east stands section is a three-tiered structure, 535 feet long, 135 feet tall and 200 feet deep, weighing nearly a million pounds. Second, the stands must be moved a distance of 145 feet.

How is it done? The answer, says DMJM-Phillips-Reister, the engineering-architectural firm in charge of the project, is water.

More than 90,000 square feet of runways serve as the operating surfaces over which the stands will move. Water is pumped onto the runways and form a .003 inch sheet upon which the stands rest. Hydraulic rams then push the stands forward at the rate of three feet per minute, making the move last somewhere around one hour.

Originally called Bears Stadium, the facility was built in 1948 for the Denver Bears of baseball's old Western League, with long-range plans to utilize it for football as well. When Denver became a charter member of the American Football League in 1959, the south stands (8,100 seats) and portable east stands (9,616 seats) were added to give a capacity of 34,657 for football.

After Denver voters turned down a stadium bond issue to build an all-purpose metropolitan stadium in 1967, a non-profit group began a fund-raising drive with the goal of purchasing the stadium for the city.

In February of 1968, the group bought the stadium from Rocky Mountain Empire Sports for \$1.8 million and presented it to the city of Denver. A 16,000-seat upper deck was immediately constructed over the west stands, raising the capacity to over 50,000 for the 1968 season. In December of 1968, the stadium was renamed Denver Mile High Stadium.



## 1979 OPPONENTS

### Series records on page 103

#### Dallas Cowboys

##### August 4 at Dallas (pre-season)

ADDRESS: 6116 North Central Expressway, Dallas, Texas 75206. TELEPHONE: 214-369-8000. COACH: Tom Landry. DIRECTOR OF PUBLIC RELATIONS: Doug Todd. 1978 RECORD: 12-4.

#### Washington Redskins

##### August 11 at Mile High Stadium (pre-season)

ADDRESS: P.O. Box 17247, Dulles International Airport, Washington, D.C. 20041. TELEPHONE: 703-471-9100. COACH: Jack Pardee. DIRECTOR OF PUBLIC RELATIONS: Joe Blair. 1978 RECORD: 8-8.

#### San Francisco 49ers

##### August 18 at San Francisco (pre-season)

ADDRESS: 711 Nevada St., Redwood City, Calif. 94061. TELEPHONE: 415-365-3420. COACH: Bill Walsh. DIRECTOR OF PUBLIC RELATIONS: George Heddleston. 1978 RECORD: 2-14.

#### New England Patriots

##### August 24 at Mile High Stadium (pre-season)

ADDRESS: Schaefer Stadium, Route 1, Foxboro, Mass. 02035. TELEPHONE: 617-543-7911. COACH: Ron Erhardt. DIRECTOR OF PUBLIC RELATIONS: Tom Hoffman. 1978 RECORD: 11-5.

#### Cincinnati Bengals

##### Sept. 2 at Mile High Stadium

ADDRESS: 200 Riverfront Stadium, Cincinnati, Ohio, 45202. TELEPHONE: 513-621-3550. COACH: Bill Johnson. DIRECTOR OF PUBLIC RELATIONS: Al Heim. 1978 RECORD: 4-12. SERIES RECORD: Broncos 5, Bengals 5.

#### Los Angeles Rams

##### Sept. 6 at Mile High Stadium

ADDRESS: 10271 West Pico Blvd., Los Angeles, Calif. 90064. TELEPHONE: 213-277-4700. COACH: Ray Malavasi. DIRECTOR OF PUBLIC RELATIONS: Jerry Wilcox. 1978 RECORD: 12-4. SERIES RECORD: Broncos 1, Rams 1.

#### Atlanta Falcons

##### Sept. 16 at Atlanta

ADDRESS: 521 Capitol Ave., S.W., Atlanta, Georgia 30312. TELEPHONE: 404-588-1111. COACH: Leeman Bennett. DIRECTOR OF PUBLIC RELATIONS: Charlie Dayton. 1978 RECORD: 9-7. SERIES RECORD: Broncos 1, Falcons 2.

#### Seattle Seahawks

##### Sept. 23 at Mile High Stadium

##### Dec. 8 at Seattle

ADDRESS: 5305 Lake Washington Blvd., Kirkland, Wash. 98003. TELEPHONE 206-827-9777. COACH: Jack Patera. DIRECTOR OF PUBLIC RELATIONS: Don Andersen. 1978 RECORD: 9-7. SERIES RECORD: Broncos 3, Seahawks 0.

## **Oakland Raiders**

**Sept. 30 at Oakland**

**Nov. 25 at Mile High Stadium**

ADDRESS: 7811 Oakport St., Oakland, Calif. 94621. TELEPHONE: 415-562-5900. COACH: Tom Flores. DIRECTOR OF PUBLIC RELATIONS: John Herrera. 1978 RECORD: 9-7. SERIES RECORD: Broncos 9, Raiders 27, 2 ties.

## **San Diego Chargers**

**Oct. 7 at Mile High Stadium**

**Dec. 17 at San Diego**

ADDRESS: 9449 Friars Road, San Diego, Calif. 92120. TELEPHONE: 714-280-2111. COACH: Don Coryell. DIRECTOR OF PUBLIC RELATIONS: Rick Smith. 1978 RECORD: 9-7. SERIES RECORD: Broncos 17, Chargers 20, 1 tie.

## **Kansas City Chiefs**

**Oct. 14 at Kansas City**

**Oct. 28 at Mile High Stadium**

ADDRESS: One Arrowhead Drive, Kansas City, Missouri 64129. TELEPHONE: 816-924-9300. COACH: Marv Levy. DIRECTOR OF PUBLIC RELATIONS: Bob Sprenger. 1978 RECORD: 4-12. SERIES RECORD: Broncos 11, Chiefs 27.

## **Pittsburgh Steelers**

**Oct. 22 at Pittsburgh**

ADDRESS: Three Rivers Stadium, Pittsburgh, Pennsylvania 15212. TELEPHONE: 412-323-1200. COACH: Chuck Noll. DIRECTOR OF PUBLIC RELATIONS: Joe Gordon. 1978 RECORD: 14-2. SERIES RECORD: Broncos 4, Steelers 2, 1 tie.

## **New Orleans Saints**

**Nov. 4 at Mile High Stadium**

ADDRESS: 944 St. Charles Ave., New Orleans, Louisiana 70130. TELEPHONE: 504-524-1421. COACH: Dick Nolan. DIRECTOR OF PUBLIC RELATIONS: Jerry Wynn. 1978 RECORD: 7-9. SERIES RECORD: Broncos 2, Saints 0.

## **New England Patriots**

**Nov. 11 at Mile High Stadium**

ADDRESS: Schaefer Stadium, Route 1, Foxboro, Mass. 02035. TELEPHONE: 617-543-7911. COACH: Ron Erhardt. DIRECTOR OF PUBLIC RELATIONS: Tom Hoffman. 1978 RECORD: 11-5. SERIES RECORD: Broncos 9, Patriots 11.

## **San Francisco 49ers**

**Nov. 18 at San Francisco**

ADDRESS: 711 Nevada St., Redwood City, Calif. 94061. TELEPHONE: 415-365-3420. COACH: Bill Walsh. DIRECTOR OF PUBLIC RELATIONS: George Hedderston. 1978 RECORD: 2-14. SERIES RECORD: Broncos 0, 49ers 2.

## **Buffalo Bills**

**Dec. 2 at Buffalo**

ADDRESS: One Bills Drive, Orchard Park, N.Y. 14127. TELEPHONE: 716-648-1800. COACH: Chuck Knox. DIRECTOR OF PUBLIC RELATIONS: Budd Thalman. 1978 RECORD: 5-11. SERIES RECORD: Broncos 7, Bills 12, 1 tie.

# **1979 NFL SCHEDULE**

## **SATURDAY, SEPTEMBER 1 (First Weekend)**

Detroit at Tampa Bay

## **SUNDAY, SEPTEMBER 2**

Atlanta at New Orleans, Baltimore at Kansas City, Cincinnati at Denver, Cleveland at New York Jets, Dallas at St. Louis, Green Bay at Chicago, Houston at Washington, Miami at Buffalo, New York Giants at Philadelphia, Oakland at Los Angeles, San Diego at Seattle, San Francisco at Minnesota.

## **MONDAY, SEPTEMBER 3**

Pittsburgh at New England

## **THURSDAY, SEPTEMBER 6 (Second Weekend)**

Los Angeles at Denver.

## **SUNDAY, SEPTEMBER 9**

Cincinnati at Buffalo, Cleveland at Kansas City, Dallas at San Francisco, Houston at Pittsburgh, Minnesota at Chicago, New Orleans vs. Green Bay at Milw., New York Jets at New England, Oakland at San Diego, St. Louis at New York Giants, Seattle at Miami, Tampa Bay at Baltimore, Washington at Detroit.

## **MONDAY, SEPTEMBER 10**

Atlanta at Philadelphia.

## **SUNDAY, SEPTEMBER 16 (Third Weekend)**

Baltimore at Cleveland, Buffalo at San Diego, Chicago at Dallas, Denver at Atlanta, Detroit at New York Jets, Kansas City at Houston, Miami at Minnesota, New England at Cincinnati, Oakland at Seattle, Philadelphia at New Orleans, Pittsburgh at St. Louis, San Francisco at Los Angeles, Tampa Bay at Green Bay.

## **MONDAY, SEPTEMBER 17**

New York Giants at Washington.

## **SUNDAY, SEPTEMBER 23 (Fourth Weekend)**

Atlanta at Detroit, Baltimore at Pittsburgh, Chicago at Miami, Green Bay at Minnesota, Houston at Cincinnati, Los Angeles at Tampa Bay, New Orleans at San Francisco, New York Jets at Buffalo, Oakland at Kansas City, Philadelphia at New York Giants, San Diego at New England, Seattle at Denver, Washington at St. Louis.

## **MONDAY, SEPTEMBER 24**

Dallas at Cleveland.

## **SUNDAY, SEPTEMBER 30 (Fifth Weekend)**

Buffalo at Baltimore, Cincinnati at Dallas, Cleveland at Houston, Denver at Oakland, Kansas City at Seattle, Miami at New York Jets, Minnesota at Detroit, New York Giants at New Orleans, Pittsburgh at Philadelphia, St. Louis at Los Angeles, San Francisco at San Diego, Tampa Bay at Chicago, Washington at Atlanta.

## **MONDAY, OCTOBER 1**

New England at Green Bay



**SUNDAY, OCTOBER 7** (*Sixth Weekend*)

Chicago at Buffalo, Dallas at Minnesota, Detroit at New England, Green Bay at Atlanta, Kansas City at Cincinnati, Los Angeles at New Orleans, New York Jets at Baltimore, Philadelphia at Washington, Pittsburgh at Cleveland, St. Louis at Houston, San Diego at Denver, Seattle at San Francisco, Tampa Bay at New York Giants.

**MONDAY, OCTOBER 8**

Miami at Oakland.

**SUNDAY, OCTOBER 14** (*Seventh Weekend*)

Atlanta at Oakland, Buffalo at Miami, Denver at Kansas City, Detroit vs. Green Bay at Milw., Houston at Baltimore, Los Angeles at Dallas, New England at Chicago, New Orleans at Tampa Bay, Philadelphia at St. Louis, Pittsburgh at Cincinnati, San Francisco at New York Giants, Seattle at San Diego, Washington at Cleveland.

**MONDAY, OCTOBER 15**

Minnesota at New York Jets.

**SUNDAY, OCTOBER 21** (*Eighth Weekend*)

Atlanta at San Francisco, Baltimore at Buffalo, Chicago at Minnesota, Cincinnati at Cleveland, Detroit at New Orleans, Green Bay at Tampa Bay, Houston at Seattle, Miami at New England, New York Giants at Kansas City, Oakland at New York Jets, St. Louis at Dallas, San Diego at Los Angeles, Washington at Philadelphia.

**MONDAY, OCTOBER 22**

Denver at Pittsburgh.

**THURSDAY, OCTOBER 25** (*Ninth Weekend*)

San Diego at Oakland.

**SUNDAY, OCTOBER 28**

Buffalo at Detroit, Chicago at San Francisco, Cleveland at St. Louis, Dallas at Pittsburgh, Green Bay at Miami, Kansas City at Denver, New England at Baltimore, New Orleans at Washington, New York Giants at Los Angeles, New York Jets at Houston, Philadelphia at Cincinnati, Tampa Bay at Minnesota.

**MONDAY, OCTOBER 29**

Seattle at Atlanta.

**SUNDAY, NOVEMBER 4** (*Tenth Weekend*)

Cincinnati at Baltimore, Cleveland at Philadelphia, Dallas at New York Giants, Detroit at Chicago, Los Angeles at Seattle, Minnesota at St. Louis, New England at Buffalo, New Orleans at Denver, New York Jets at Green Bay, San Diego at Kansas City, San Francisco at Oakland, Tampa Bay at Atlanta, Washington at Pittsburgh.

**MONDAY, NOVEMBER 5**

Houston at Miami.

**SUNDAY, NOVEMBER 11** (*Eleventh Weekend*)

Atlanta at New York Giants, Baltimore at Miami, Buffalo at New York Jets, Los Angeles at Chicago, Minnesota vs. Green Bay at Milw., New England at Denver, Pittsburgh at Kansas City, Oakland at Houston, St. Louis at Washington, San Diego at Cincinnati, San Francisco at New Orleans, Seattle at Cleveland, Tampa Bay at Detroit.

**MONDAY, NOVEMBER 12**

Philadelphia at Dallas.

**SUNDAY, NOVEMBER 18** (*Twelfth Weekend*)

Baltimore at New England, Cincinnati at Houston, Dallas at Washington, Denver at San Francisco, Detroit at Minnesota, Green Bay at Buffalo, Kansas City at Oakland, Miami at Cleveland, New Orleans at Seattle, New York Giants at Tampa Bay, New York Jets at Chicago, Pittsburgh at San Diego, St. Louis at Philadelphia.

**MONDAY, NOVEMBER 19**

Atlanta at Los Angeles.

**THURSDAY, NOVEMBER 22** (*Thirteenth Weekend*)  
(*Thanksgiving Day*)

Chicago at Detroit, Houston at Dallas.

**SUNDAY, NOVEMBER 25**

Buffalo at New England, Cleveland at Pittsburgh, Kansas City at San Diego, Los Angeles at San Francisco, Miami at Baltimore, Minnesota at Tampa Bay, New Orleans at Atlanta, Oakland at Denver, Philadelphia at Green Bay, St. Louis at Cincinnati, Washington at New York Giants.

**MONDAY, NOVEMBER 26**

New York Jets at Seattle.

**THURSDAY, NOVEMBER 29** (*Fourteenth Weekend*)

New England at Miami.

**SUNDAY, DECEMBER 2**

Atlanta at San Diego, Baltimore at New York Jets, Chicago at Tampa Bay, Cincinnati at Pittsburgh, Denver at Buffalo, Detroit at Philadelphia, Green Bay at Washington, Houston at Cleveland, Minnesota at Los Angeles, New York Giants at Dallas, San Francisco at St. Louis, Seattle at Kansas City.

**MONDAY, DECEMBER 3**

Oakland at New Orleans.

**SATURDAY, DECEMBER 8** (*Fifteenth Weekend*)

Dallas at Philadelphia, Denver at Seattle.

**SUNDAY, DECEMBER 9**

Buffalo at Minnesota, Chicago at Green Bay, Cincinnati at Washington, Cleveland at Oakland, Kansas City at Baltimore, Los Angeles at Atlanta, Miami at Detroit, New England at New York Jets, New York Giants at St. Louis, San Diego at New Orleans, Tampa Bay at San Francisco.

**MONDAY, DECEMBER 10**

Pittsburgh at Houston.

**SATURDAY, DECEMBER 15** (*Sixteenth Weekend*)

Green Bay at Detroit, New York Jets at Miami.

**SUNDAY, DECEMBER 16**

Baltimore at New York Giants, Buffalo at Pittsburgh, Cleveland at Cincinnati, Kansas City at Tampa Bay, Minnesota at New England, New Orleans at Los Angeles, Philadelphia at Houston, St. Louis at Chicago, San Francisco at Atlanta, Seattle at Oakland, Washington at Dallas.

**MONDAY, DECEMBER 17**

Denver at San Diego.



## POSTSEASON

**Sunday, December 23**—NFL First Round Playoffs. **Saturday, December 29**—AFC and NFC Divisional Playoffs. **Sunday, December 30**—AFC and NFC Divisional Playoffs. **Sunday, January 6**—AFC Championship Game, NFC Championship Game. **Sunday, January 20**—Super Bowl XIV in Rose Bowl, Pasadena, California. **Sunday, January 27**—AFC-NFC Pro Bowl at Honolulu, Hawaii.

## 1979 NFL PRESEASON SCHEDULE

**July 28:** Hall of Fame Game, Dallas vs. Oakland, Canton Ohio.

### FIRST WEEK

**August 2:** Minnesota at Seattle, St. Louis at Houston. **August 3:** New Orleans at Miami, Philadelphia at Baltimore. **August 4:** Cincinnati at Detroit, Cleveland at New York Giants, Denver at Dallas, Kansas City at Green Bay, New England at Atlanta, New York Jets at Chicago, Oakland at Los Angeles, Pittsburgh at Buffalo, San Diego at San Francisco, Washington at Tampa Bay.

### SECOND WEEK

**August 9:** Atlanta at St. Louis, Philadelphia at Kansas City. **August 11:** Baltimore at Cleveland, Chicago at New Orleans, Detroit at Buffalo, Green Bay at Cincinnati, Miami at Tampa Bay, Minnesota at San Diego, New York Giants at Pittsburgh, San Francisco at Oakland, Washington at Denver. **August 12:** Dallas at Seattle, Los Angeles at New England, New York Jets at Houston.

### THIRD WEEK

**August 17:** Baltimore at Philadelphia, Pittsburgh at New York Jets (Giants Stadium). **August 18:** Buffalo at Green Bay, Cincinnati at Chicago, Cleveland at Detroit, Denver at San Francisco, Houston at Dallas, Miami at Minnesota, New Orleans at Tampa Bay, San Diego at New York Giants, Seattle at Los Angeles, St. Louis at Kansas City, Washington at Atlanta. **August 19:** Oakland at New England.


### FOURTH WEEK

**August 23:** Kansas City at Minnesota. **August 24:** Cleveland at Washington, Detroit at Baltimore, Houston at New Orleans, New England at Denver, Philadelphia at Miami, San Francisco at Seattle. **August 25:** Atlanta vs. Green Bay at Milwaukee, Buffalo at Oakland, Chicago at St. Louis, New York Jets at New York Giants, Pittsburgh at Dallas, Tampa Bay at Cincinnati, San Diego at Los Angeles.

### 1978 Pre-Season Results

Denver 17, at Houston 12	46,383
Dallas 21, at Denver 14	74,619
Denver 23, at Buffalo 13	18,301
San Francisco 24, at Denver 13	73,559

## VETERAN PLAYER PROFILES



## LYLE ALZADO



## Defensive End

**Birthdate**—April 3, 1949  
**Birthplace**—Brooklyn N.Y.  
**Residence**—Denver, Colo.  
**How Acquired**—Draft #4a, 1971  
**College**—Yankton  
**High School**—Lawrence HS, Cedarhurst, N.Y.  
**Height**—6-3  
**Weight**—250  
**Year with Broncos**—9th

Coming off his two finest seasons as a pro, with long overdue recognition going his way in the last two years... 1977 honors included being selected as a starter in the Pro Bowl, AFC Defensive Player of the Year (Kansas City 101 Club), AFC Defensive Lineman of the Year (NFLPA), winner of the Bart Starr Meritorious Service Award, and the National "Friend of Youth" Award by the Optimists of U.S. and Canada. He was also the recipient of the Civitan National Service Award and the Gordon Gin Good Guy Award... Although a constant target of double-team blocking, he recorded 77 first hits (fifth on the team) and 41 assists (sixth on the team) in 1978... Has amazing strength and quickness, making him a premier pass rusher... In 1978 he led the club in QB sacks with nine, and was selected first team All-Pro for the second consecutive season, as well as earning a starting slot in the Pro Bowl for the second straight year... Has bench pressed 500 pounds and dead lifted 595... Missed entire 1976 season with knee injury on season's first play... A starter since his rookie year when he was first player ever drafted into NFL from Yankton College in South Dakota... As a collegian he led Yankton to the sixth spot in the national rankings among small colleges and was the MVP in the Copper Bowl... Played in the College All-Star Game... Has a degree in special education with great interest in teaching handicapped children... Active in civic work in the Denver area, primarily as Colorado chairman for the Special Olympics. In 1978 he was selected as one of five finalists nationally in the Brian Piccolo Humanitarian Award, and was named the Yankton College Young Alumnus Award recipient in March of 1979... Won the coveted Byron (Whizzer) White Award in 1977 as NFLPA Man of the Year... A former Golden Gloves regional (Omaha) heavyweight champion, he once had 27 straight wins as an amateur boxer... In 1978 he competed in the ABC Superstars competition, finishing in fourth place overall and setting a new weightlifting record during that event... Chosen by Denver fans as Broncos' Dodge-NFL Man of the Year in 1976 and named Colorado's Multiple Sclerosis Man of the Year in '77... In 1979 he opened "Lyle Alzado's," a restaurant, lounge, and disco in the Denver area.

### NFL Record

**GAMES PLAYED:** 1971 (12), 1972 (14), 1973 (14), 1974 (14), 1975 (14), 1976 (1), 1977 (14), 1978 (16).

**ADDITIONAL STATISTICS:** Recovered 5 fumbles for 6 yards, 1972; recovered 1 fumble, 1973; recovered 2 fumbles, 1974; recovered 3 fumbles for 14 yards, 1975; recovered 3 fumbles for 1 yard, 1977; tackled QB in end zone for 1 safety, 1978.

## OTIS ARMSTRONG



## Running Back

**Birthdate**—Nov. 15, 1950  
**Birthplace**—Chicago, Ill.  
**Residence**—Denver, Colo.  
**How Acquired**—Draft #1, 1973  
**College**—Purdue  
**High School**—Farragut HS, Chicago, Ill.  
**Height**—5-10  
**Weight**—196  
**Year with Broncos**—7th

A two-time participant in the Pro Bowl (1974 and 1976), he still is one of the premier backs in the NFL, although the Broncos' system of rotating running backs puts the emphasis on team accomplishment rather than individual statistics... The only man to interrupt O. J. Simpson's string of NFL rushing titles with a league-leading 1,407 yards in 1974... In that year he not only led the NFL, but became only the fifth player to average more than 100 yards per game for an entire season (Walter Payton has since been added to that list)... Has had ten 100-yard games as a Bronco, and owns the club record for most yards in a season (1,407) and for a game (183 vs. Houston in 1974)... Excellent speed (4.5 in 40) and ability to change directions make him an outstanding threat... Tremendous leg strength and acceleration, he is a good receiver... Despite being rotated with two other players at halfback in 1978, Otis still gained 381 yards (third best on the team) and went over the 3,500-yard mark in career rushing, remaining second only to Floyd Little in Denver's all-time rushing ledger... A vital cog in the rushing game which established an all-time Denver high of 2,451 yards on the ground last year, he remains a key figure in Bronco offensive plans for 1979... Finished sensational collegiate career at Purdue with virtually every school and Big Ten rushing record... As a senior, he carried 243 times for 1,363 yards, and his career rushing total was 3,315, sixth on the all-time NCAA list at that time. Was the first Big Ten player since 1945 to win the league's total offense title without throwing a pass... A consensus All-America... Majored in physical education, and played in the Coaches' All-America and College All-Star games before joining the Broncos... Married (Yvonne) with two children.

### Professional Record

Year	Club	Games	RUSHING					RECEIVING				
			Att.	Yds.	Avg.	TD	No.	Yds.	Avg.	TD		
1973	Denver	14	26	90	3.5	0	2	43	21.5	1		
1974	Denver	14	263	1407	5.3	9	38	405	10.7	3		
1975	Denver	4	31	155	5.0	0	1	10	10.0	0		
1976	Denver	14	247	1008	4.1	5	39	457	11.7	1		
1977	Denver	14	130	489	3.8	4	18	128	7.1	0		
1978	Denver	16	112	381	3.4	1	12	98	8.2	1		
NFL Totals			76	809	3530	4.4	19	110	1141	10.4	6	

### KICKOFF RETURNS

Year	Club	Games	No.	Yds.	Avg.	TD
1973	Denver NFL	14	20	472	23.6	0
1974	Denver NFL	14	16	386	24.1	0
NFL Totals		32	36	858	23.8	0

**ADDITIONAL STATISTICS:** Fumbles: 1973 (1), 1974 (6), 1975 (1), 1976 (4), 1978 (1). Fumbles recovered: 1974 (1).

## JEB BLOUNT

## Quarterback



**Birthdate**—July 12, 1954  
**Birthplace**—Tyler, Texas  
**Residence**—Longview, Texas  
**How Acquired**—FA, 1979  
**College**—Tulsa  
**High School**—Longview, Texas  
**Height**—6-3  
**Weight**—200  
**Year with Broncos**—1st  
**Pro Year**—2nd

Signed as a free agent after previous stops in Oakland, Tampa Bay and Houston ... Originally drafted by Oakland in the second round in 1976, he missed that season due to injury ... Started four games for Tampa Bay in '77 ... Three times All-Conference at Tulsa, was an honorable mention All-America, and was Missouri Valley Offensive Player of the Year in 1974 ... last name is pronounced "blunt."

### Professional Record

		PASSING						
Year	Club	Games	Att.	Comp.	Pct.	Yds.	TD	Int.
1977	Tampa Bay	5	89	37	41.6	522	0	7
NFL Totals		5	89	37	41.6	522	0	7

		RUSHING			
Year	Club	Att.	Yds.	Avg.	TD
1977	Tampa Bay	5	26	5.2	0
NFL Totals		5	26	5.2	0

**ADDITIONAL STATISTIC:** Recovered one fumble, 1977.

## BILL BRYAN

## Center



**Birthdate**—June 21, 1955  
**Birthplace**—Burlington, N.C.  
**Residence**—Denver, Colo.  
**How Acquired**—Draft #4, 1977  
**College**—Duke  
**High School**—Williams HS, Burlington, N.C.  
**Height**—6-2  
**Weight**—244  
**Year with Broncos**—3rd

A promising prospect who moved in as the Broncos' starting center in just his second NFL season, he performed impressively despite missing three games due to injuries ... A key hopeful for the future in Denver's offensive line plans ... Played just one game as a rookie in 1977 before spending the rest of the campaign on injured reserve ... Earned first team All-Atlantic Coast Conference honors as a collegian, and played in the East-West Shrine game ... Also can play guard ... Has 4.9 speed in the 40 ... Married (Susan).

### Professional Record

**GAMES PLAYED:** 1977(1), 1978(13).

## LARRY CANADA

## Running Back



**Birthdate**—Dec. 16, 1952  
**Birthplace**—Chicago, Ill.  
**Residence**—Denver, Colo.  
**How Acquired**—FA, 1977  
**College**—Wisconsin  
**High School**—Austin HS, Chicago, Ill.  
**Height**—6-2  
**Weight**—235  
**Year with Broncos**—2nd

A strong inside runner with good outside speed, he enjoyed an outstanding rookie campaign as one of Denver's rotating backs ... First signed as a free agent in 1977, he was impressive in camp before leaving for personal reasons ... Reinstated for 1978, he used his excellent size and power to win a spot ... Also can catch the ball ... His smashing inside runs at Kansas City earned him the nickname "The Mailman" from his teammates (he gained 92 yards in the second half and overtime of Denver's first win over the Chiefs) ... Also had the team's longest run from scrimmage last year, a 47-yard jaunt in the second Chiefs' game ... Had the club's best per carry average (4.6—third best season mark in team history) and was fourth on the club in rushing yardage (365) ... A big reason why Denver was able to control the ball in many instances, including the closing minutes of opening day win over Raiders ... Was a vital cog in Denver's 1,266 yards gained rushing by the team's three fullbacks, and is hoping to improve on his rookie performance in 1979 ... Married (Ceci) with one daughter.

### Professional Record

		RUSHING					RECEIVING		
Year	Club	Games	Att.	Yds.	Avg.	TD	No.	Yds.	Avg.
1978	Denver	16	19	365	4.6	3	6	37	6.2

**ADDITIONAL STATISTICS:** Fumbled once and recovered one fumble, 1978.

## RUBIN CARTER

## Nose Tackle



**Birthdate**—Dec. 12, 1952  
**Birthplace**—Pompano Beach, Fla.  
**Residence**—Denver, Colo.  
**How Acquired**—Draft #5b, 1975  
**College**—Miami (Fla.)  
**High School**—Stranahan HS, Ft. Lauderdale, Fla.  
**Height**—6-0  
**Weight**—256  
**Year with Broncos**—5th

Now recognized throughout the NFL as one of pro football's outstanding defensive linemen playing the nose position in the 3-4 or "thirty" defensive alignment ... Although overlooked by many drafting teams due to a comparative lack of height, he has overcome that with tremendous strength and quickness ... Without question, he is one of the strongest players on the team ... Has started the last 51 Bronco regular season games and never has missed a game in his pro career ... Despite being double-teamed always and even triple-teamed occasionally, he led all Denver down linemen in first hits (83), assists (59), and total tackles (142) in 1978, finishing third in total tackles on the entire team ... Second on the club in sacks with six and one-half ... Had outstanding game in Super Bowl XII, being credited with six tackles, two assists, two QB sacks, and a fumble recovery ... Has 4.9 speed in the 40 ... Was first team All-America (UPI and Kodak)



after standout collegiate career ... Played in Coaches' All-America Game and in Hula Bowl, where he was named defensive MVP ... Married (Diana), he is in the insurance business in Denver in the off-season ... He also works with New Dimensions in South Florida Athletics, helping needy high school students earn college scholarships, and is active in both the Fellowship of Christian Athletes and in Pro Athletes Outreach.

#### Professional Record

**GAMES PLAYED:** 1975(14), 1976(14), 1977(14), 1978(16).

**ADDITIONAL STATISTICS:** Recovered one fumble, 1976; recovered one fumble, 1978.

### BARNEY CHAVOUS

#### Defensive End



**Birthdate**—March 22, 1951

**Birthplace**—Aiken, S.C.

**Residence**—Denver, Colo.

**How Acquired**—Draft #2, 1973

**College**—South Carolina State

**High School**—Schofield HS, Aiken, S.C.

**Height**—6-3

**Weight**—252

**Year with Broncos**—7th

One of the main reasons for Denver's great success against the running game over the past several seasons ... A solid starting NFL defensive end whose performance is marked more by consistency than by spectacular plays, he was named the Pittsburgh Courier's NFL Defensive Lineman of the Year following the 1978 season ... Posted 66 first hits, 55 assists, and 121 total tackles in solid '78 campaign, also recording four sacks, Denver's third best total ... Very strong against the run, and has developed into a good pass rusher ... Went two pro seasons without missing a tackle ... A three-year starter at South Carolina State, he was named All-America by AP, The Football News, Kodak, and the Pittsburgh Courier ... The Courier also named him College Defensive Lineman of the Year as a senior ... Participated in North-South Shrine game, Senior Bowl, and Coaches' All-America game ... Was named NFLPA AFC Defensive Rookie of the Year for 1973 season ... Married (Odessa) with two children ... active in Broncos' Fellowship of Christian Athletes membership.

#### Professional Record

**GAMES PLAYED:** 1973(14), 1974(14), 1975(9), 1976(13), 1977(13), 1978(16).

**ADDITIONAL STATISTICS:** Recovered two fumbles, 1973 and 1974.

### BUCKY DILTS

#### Punter



**Birthdate**—Dec. 6, 1953

**Birthplace**—Corpus Christi, Tex.

**Residence**—Athens, Ga.

**How Acquired**—FA, 1977

**College**—Georgia

**High School**—Dykes HS, Atlanta, Ga.

**Height**—5-9

**Weight**—183

**Year with Broncos**—3rd

One of the team's real free agent "finds" of the last several years, he signed as a free agent out of Georgia in 1977, then ran off a host of free agent candidates and won the job over veteran

Herman Weaver ... Named to every "all-rookie" team as a first year player ... In 1978 his average dropped from 39.2 to 36.4, but his '78 net punting average of 32.8 was fifth in the AFC, and he had 23 punts downed inside the 20, fourth highest mark in the NFL ... No punter anywhere near his total of 96 kicks (most in the AFC) had as few touchbacks as his total of six ... Strong suit is as a directional punter, with amazing accuracy and excellent hang time ... With Dilts punting, Bronco special teams led the NFL in lowest punt return yardage by the opposition (4.8 yard average) ... As a rookie, finished fourth in NFL in punts downed inside the 20 (20 punts), and he had a 33.7 net average as a rookie ... Has not had a punt blocked as a professional ... His longest kicks were a 73-yarder last year and a 63-yard punt in '77.

#### Professional Record

Year	Club	PUNTING		Avg.	TB	In 20	LG
		Games	No.				
1977	Denver	14	91	39.2	5	20	63
1978	Denver	16	96	36.4	6	23	73
NFL Totals		30	187	37.8	11	43	73

### JACK DOLBIN

#### Wide Receiver



**Birthdate**—Oct. 12, 1948

**Birthplace**—Pottsville, Pa.

**Residence**—Denver, Colo.

**How Acquired**—FA, 1975

**College**—Wake Forest

**High School**—Pottsville, Pa.

**Height**—5-10

**Weight**—180

**Year with Broncos**—5th

Now an established NFL starter, Dolbin has completed a rags-to-riches story by playing in every game of his four-year Bronco career, starting at one wide receiver post for the last 44 regular season games ... Climaxed success story as a starter in Super Bowl XII ... Passed up in the NFL draft, he played for the Pottstown Firebirds and got his NFL shot by starting in the World Football League ... Combines durability and toughness with exceptional speed and has become one of Denver's most popular performers ... Came to Denver from Chicago Fire, where he caught 54 passes in 1974, impressing his coach, former Bronco QB Steve Tensi ... a running back at Wake Forest, he played one year with the Pottstown (Pa.) Firebirds before joining WFL ... Both his grandfather and father were Penn State track captains, with his grandfather once being a co-holder of the 100-yard dash world record ... Graduated from National College of Chiropractic at Lombard, Illinois, and opened a Denver practice which now is in its second year of operation ... Although he was kept out of the end zone for the first time in his pro career in '78, his blocking and reliable hands were big factors in Bronco success ... in '77 his 81-yard TD reception vs. Cincinnati was the team's longest of the season, and he had a key TD reception in 1977 playoffs vs. Pittsburgh.

#### Professional Record

Year	Club	Games	RUSHING				RECEIVING			
			Att.	Yds.	Avg.	TD	No.	Yds.	Avg.	TD
1974	Chicago (WFL)	—	2	26	13.0	0	54	942	17.4	7
1975	Denver	14	5	72	14.4	0	22	421	19.1	3
1976	Denver	14	2	5	2.5	0	19	354	18.6	1
1977	Denver	14	2	12	6.0	0	26	443	17.0	3
1978	Denver	16		None			24	284	11.8	0
NFL Totals		58	9	89	9.9	0	91	1502	16.5	7

**ADDITIONAL STATISTICS:** Recovered one fumble for 2 yards and a touchdown, 1975; fumbled once, 1978.

## RON EGLOFF



**Birthdate**—Oct. 3, 1955  
**Birthplace**—Plymouth, Mich.  
**Residence**—Denver, Colo.  
**How Acquired**—FA, 1977  
**College**—Wisconsin  
**High School**—Plymouth, Mich.  
**Height**—6-5  
**Weight**—238  
**Year with Broncos**—3rd

An excellent free agent addition in 1977, he greatly developed his pass catching skills in 1978, although he missed the season's final eight games with a severe hamstring injury ... Excellent blocking skills and toughness have made him a valuable offensive player for Denver ... Most of his action has come on special teams and in double tight end situations ... A strong player physically, he has fully recovered from his '78 hamstring injury, which required surgery, and will be ready to go in training camp ... Scored first TD as a professional against the Chargers in Denver last year.

### Professional Record

#### RECEIVING

Year	Club	Games	No.	Yds.	Avg.	TD
1977	Denver	13	2	27	13.5	0
1978	Denver	8	4	33	8.3	1
NFL Totals		21	6	60	10.0	1

## LARRY EVANS



**Birthdate**—July 11, 1953  
**Birthplace**—Jasper County, Miss.  
**Residence**—Biloxi, Miss.  
**How Acquired**—Draft #14, 1976  
**College**—Mississippi College  
**High School**—Biloxi, Miss.  
**Height**—6-2  
**Weight**—216  
**Year with Broncos**—4th

### Linebacker

Excellent performer on special teams, he never has missed a game as a Bronco ... Backs up Pro Bowler Tom Jackson at weak side linebacker spot ... When Jackson had to leave the game due to injury at Cleveland last year, Evans filled in admirably, with four tackles and six assists ... Had 18 total tackles in 1978 ... Quickness and strength are main assets, and experience is enabling him to become solid NFL linebacker ... A four-year collegiate starter, he was an All-Gulf South Conference middle linebacker.

### Professional Record

**GAMES PLAYED:** 1976(14), 1977(14), 1978(16).

**ADDITIONAL STATISTICS:** Recovered 2 fumbles, 1976; intercepted one pass for no yards, 1977.

## STEVE FOLEY



**Birthdate**—Nov. 11, 1953  
**Birthplace**—New Orleans, La.  
**Residence**—New Orleans, La.  
**How Acquired**—Draft #8, 1975  
**College**—Tulane  
**High School**—Jesuit HS, New Orleans, La.  
**Height**—6-2  
**Weight**—190  
**Year with Broncos**—4th

One of the best all-around athletes on the team, he started every game last season, after starting 13 of 14 the year before ... Was in on 56 tackles in 1978, including 47 first hits and nine assists ... Had his pro high of six interceptions last season, tying with teammate Bernard Jackson and several others for second place in the AFC in thefts ... Named to the UPI-AFC team at one cornerback post in 1978, his best year as a pro ... Now has stolen 13 enemy passes the last three years ... A standout collegiate quarterback at Tulane, he was Denver's 8th round draft choice in '75, but cast his lot with the WFL for a chance to play quarterback ... Was shifted to defense at Jacksonville, and came to Denver as an experienced defender ... Has excellent speed, and can return punts ... Played in 1973 Astro-Bluebonnet Bowl, and holds Tulane career total offense record ... Can play either corner or safety, but will open at right corner for AFC West champions ... Has 12 brothers and sisters, and still makes his home in New Orleans.

### Professional Record

INTERCEPTIONS							PUNT RETURNS			
Year	Club	Games	No.	Yds.	Avg.	TD	No.	Yds.	Avg.	TD
1975	Jacksonville	10	1	30	30.0	0	1	2	2.0	0
1976	Denver	14	4	95	23.8	0	5	42	8.4	0
1977	Denver	13	3	22	7.3	0	None			
1978	Denver	16	6	84	14.0	0	None			
NFL Totals		43	13	201	15.4	0	5	42	8.4	0

**ADDITIONAL STATISTICS:** Fumbled once, 1976, rushed once for 14 yards, 1978.

## TOM GLASSIC



**Birthdate**—April 17, 1954  
**Birthplace**—Elizabeth, N.J.  
**Residence**—Littleton, Colo.  
**How Acquired**—Draft #1, 1976  
**College**—Virginia  
**High School**—Watching HS, Warren, N.J.  
**Height**—6-3  
**Weight**—254  
**Year with Broncos**—4th

### Guard

A starter for most of his three-year professional career, he was limited to 11 games last season due to a lengthy allergy bout and a continuing ankle injury ... Started ten games last year, and had started every game of his first two years in NFL, making him unusually experienced young pro ... Only the second offensive lineman ever drafted in the first round by the Broncos ... Excellent footwork and pulling are strong suits, and is improving upper body strength and pass protection ... One of several promising young Bronco linemen ... Has good techniques and dedication, but will have to battle Steve Schindler for starting job ... A four-year collegiate starter, was All-Atlantic Coast player in junior and



senior seasons ... Capped college career with Senior Bowl appearance ... Dean's list student at Virginia, he was an English major ... Collects and paints model soldiers and is a military history buff ... Single.

#### Professional Record

**GAMES PLAYED:** 1976(14), 1977(14), 1978(11).

**ADDITIONAL STATISTICS:** Recovered one fumble, 1977 and 1978

### RANDY GRADISHAR

#### Linebacker



**Birthdate**—March 3, 1952  
**Birthplace**—Warren, Ohio  
**Residence**—Denver, Colo.  
**How Acquired**—Draft #1, 1974  
**College**—Ohio State  
**High School**—Champion, Ohio  
**Height**—6-3  
**Weight**—233  
**Year with Broncos**—6th

Perhaps the finest middle or inside linebacker in football today, he garnered every possible honor following brilliant 1978 campaign ... Was named All-Pro in virtually every poll taken and earned Defensive Player of the Year honors from Associated Press, United Press International, Pro Football Weekly, and Newspaper Enterprises Associated (the George Halas Award) ... Similar honor was bestowed on him by the prestigious Kansas City 101 Club ... Capped the year by being named pro athlete of the year by the Colorado Sports Hall of Fame and was voted MVP on defense by his teammates ... Was first defensive player to be picked in first round by Denver since NFL-AFL merger ... Took over in the middle of his second year and is key to successful Bronco defense ... Played in his third Pro Bowl following '78 campaign ... Never has missed action in 72-game pro career, and has started last 58 Bronco contests ... Has scored three touchdowns in regular season play as a professional ... Annually leads club in first hits and assists, and set team records of 196 first hits and 90 assists last year, and his four interceptions boosted career mark to 13 in that department ... The team's field leader on defense was described by former Ohio State coach Woody Hayes simply as "the best linebacker I ever coached at Ohio State" ... A three-year starter for the Buckeyes, he was named to every All-America team following senior season, and played in the Hula Bowl, the Coaches' All-America Game, and the College All-Star contest ... A member of three Rose Bowl teams while in College ... Married (Janet), he has one daughter (Paige) ... A leader in the Fellowship of Christian Athletes activities, he also is involved in the Chuck Colson prison ministry ... Works for the Golden-based Adolph Coors Company in the off-season.

#### Professional Record

Year	Club	INTERCEPTIONS		Yds.	Avg.	TD
		Games	No.			
1974	Denver	14	0	0	0	0
1975	Denver	14	3	77	25.7	1
1976	Denver	14	3	44	14.7	1
1977	Denver	14	3	56	18.7	0
1978	Denver	16	4	19	4.8	0
NFL Totals		72	13	196	15.1	2

**ADDITIONAL STATISTICS:** Recovered one fumble, 1975 and 1976; recovered four fumbles for 33 yards and fumbled once, 1977; recovered two fumbles for 30 yards and one touchdown and fumbled once, 1978.

### JOHN GRANT

#### Defensive Tackle



**Birthdate**—June 28, 1950  
**Birthplace**—Boise, Idaho  
**Residence**—Morrison, Colo.  
**How Acquired**—Draft #7b, 1973  
**College**—Southern California  
**High School**—Capital HS, Boise, Idaho  
**Height**—6-3  
**Weight**—246  
**Year with Broncos**—7th

One of the most versatile Broncos, he can play any spot on the defensive line ... A regular member of the alternate three-man line, he was involved in 29 tackles in 1978, had two key fumble recoveries, and was credited with one and a half sacks ... Has uncanny ability to deflect enemy passes and has been credited with more than 20 tipped balls in last five seasons ... Takes advantage of outstanding quickness to overcome lack of brute strength ... Concluded three starting seasons at Southern California with All-America mention by Football Writers and AP ... Probably one of the best golfers and racquetball players in the NFL ... Married (Mineke), he has one son.

#### Professional Record

**GAMES PLAYED:** 1973(13), 1974(13), 1975(14), 1976(13), 1977(14), 1978(16).

**ADDITIONAL STATISTICS:** Recovered one fumble for 10 yards, 1973; recovered three fumbles for two yards, 1975; returned one kickoff for eight yards and recovered one fumble, 1977; recovered two fumbles, 1978.

### LEE GROSS

#### Center



**Birthdate**—July 29, 1953  
**Birthplace**—Montgomery, Ala.  
**Residence**—Dothan, Ala.  
**How Acquired**—FA, 1979  
**College**—Auburn  
**High School**—Robert E. Lee HS, Montgomery, Ala.  
**Height**—6-3  
**Weight**—235  
**Year with Broncos**—1st  
**Pro Year**—4th

Signed as a free agent during the off-season, he was the second round draft choice of the New Orleans Saints in 1975 and played with the Saints through the 1977 campaign ... An excellent long snapper on special teams ... Selected All-Southeast Conference in 1974 ... Team Captain his senior year at

Auburn ... Played in two Gator Bowl games, as well as the Sun Bowl and Senior Bowl ... is in the construction business in Alabama in the off-season ... an outstanding golfer.

#### Professional Record

**GAMES PLAYED:** 1975(9), 1976(14), 1977(9).

**ADDITIONAL STATISTICS:** Recovered one fumble, 1977.

### MAURICE HARVEY

#### Safety



**Birthdate**—January 14, 1956  
**Birthplace**—Cincinnati, Ohio  
**Residence**—Cincinnati, Ohio  
**How Acquired**—Waivers (Oakland), 1978  
**College**—Ball State  
**High School**—Princeton HS, Cincinnati, Ohio  
**Height**—5-10  
**Weight**—190  
**Year with Broncos**—2nd

An outstanding addition to the Broncos just prior to the 1978 regular season, he was the leading special teams tackler for Denver ... Voted by his teammates as the MVP on defense for '78 ... Good speed and desire ... Originally a fourth round draft choice of Oakland, he was a three-year letterman at Ball State, earning AP honorable mention All-America honors in 1977 ... Shared defensive MVP honors and was team captain as a senior, capping college play as a starter in East-West game ... Was first team All Mid-America Conference twice and earned most inspirational defensive player award at Ball State in 1976 ... Hoping to continue improvement in his second professional season.

#### Professional Record

**GAMES PLAYED:** 1978 (16).

### PAUL HOWARD

#### Guard



**Birthdate**—Sept. 12, 1950  
**Birthplace**—San Jose, Calif.  
**Residence**—Redding, Calif.  
**How Acquired**—Draft #3a, 1973  
**College**—Brigham Young  
**High School**—Central Valley, Calif.  
**Height**—6-3  
**Weight**—260  
**Year with Broncos**—6th

Despite a cracked sternum which sidelined him for three games in 1978, he continued to establish himself as one of the NFL's outstanding offensive linemen ... An anchor on the right side of Denver's line ... Has great size and speed (4.85 in the 40) ... Missed entire 1976 season with a back injury, but has come back strong ... An excellent pass blocker, he is one of the squad's strongest players ... Was first team All-WAC pick and played in Senior Bowl and East-West Shrine Game following outstanding career at BYU ... Also selected for both Coaches' All-America game and College All-Star contest ... Played defensive end for two years as a collegian before switching to offense ... Outstanding weight lifter who set Utah records for bench press, squat, and dead lift ... Married (Kathy), he has two daughters, Nicole (age five) and Melissa (age two).

#### Professional Record

**GAMES PLAYED:** 1973 (14), 1974 (14), 1975 (14), 1977 (14), 1978 (13).

**ADDITIONAL STATISTICS:** Recovered one fumble, 1975 and 1977.

### GLENN HYDE

#### Offensive Tackle



**Birthdate**—March 14, 1951  
**Birthplace**—Boston, Mass.  
**Residence**—Denver, Colo.  
**How Acquired**—FA, 1976  
**College**—Pittsburgh  
**High School**—Lexington, Mass.  
**Height**—6-3  
**Weight**—250  
**Year with Broncos**—4th

One of the team's most enthusiastic players and hardest workers ... Came to Denver as free agent before start of 1976 season ... Has missed just one game during the past two seasons, and is one of the squad's best special teams players ... Started five games last year, and helped out at all positions ... Was especially impressive at guard, which he played for the first time in his career ... Can make the long snap, and might get a look at center as well as guard and tackle this season ... A versatile player, he began his career in the World Football League, playing for Chicago in 1974 and Charlotte in 1975 ... Enjoys skiing in the off-season.

#### Professional Record

**GAMES PLAYED:** 1974 (10), 1975 (1), 1976 (11), 1977 (14), 1978 (15).

### BERNARD JACKSON

#### Safety



**Birthdate**—Sept. 24, 1950  
**Birthplace**—Inglewood, Calif.  
**Residence**—Englewood, Colo.  
**How Acquired**—Trade with Cincinnati, 1977  
**College**—Washington State  
**High School**—Dorsey HS, Los Angeles, Calif.  
**Height**—6-0  
**Weight**—178  
**Year with Broncos**—3rd  
**Pro Year**—8th

Came to Denver in a major trade the previous year and had his best pro season last fall, tying with teammate Steve Foley and several others for second place in interceptions in the AFC with six ... Has started every game of his two-year Bronco career ... The starter at free safety, he also can play cornerback, which he has done on occasion ... Has 4.5 speed in the forty and is known as a hitter—Was in on 91 tackles in '78, 72 the year before ... A smart player, he also made a big contribution on special teams, returning nine kickoffs for a 23.2 average ... Originally a fourth round draft choice by Cincinnati in 1972, he led the PAC-8 Conference in rushing as a senior at Washington State ... A California native, he now makes his home in Englewood, Colorado.

## Professional Record

Year	Club	Games	INTERCEPTIONS				KICKOFF RETURNS			
			No.	Yds.	Avg.	TD	No.	Yds.	Avg.	TD
1972	Cincinnati	14	1	0	0.0	0	21	509	24.2	0
1973	Cincinnati	14	1	0	0.0	0	21	520	24.8	0
1974	Cincinnati	14	1	17	17.0	0	29	682	23.5	0
1975	Cincinnati	14	5	97	19.4	0	25	587	23.5	0
1976	Cincinnati	12	1	0	0.0	0	None			
1977	Denver	14	1	13	13.0	0	None			
1978	Denver	16	6	128	21.2	0	9	209	23.2	0
NFL Totals		98	16	255	15.9	0	105	2507	23.9	0

**ADDITIONAL STATISTICS:** Caught one pass for 22 yards and recovered three fumbles, 1974; recovered one fumble for 16 yards, 1975; recovered three fumbles for 16 yards, 1976.

## TOM JACKSON

## Linebacker



**Birthdate**—April 4, 1951  
**Birthplace**—Cleveland, Ohio  
**Residence**—Denver, Colo.  
**How Acquired**—Draft #4, 1973  
**College**—Louisville  
**High School**—John Adams HS, Cleveland, Ohio  
**Height**—5-11  
**Weight**—220  
**Year with Broncos**—7th

Denver's "big play" member of one of the NFL's top defensive units, he is one of the most exciting defensive players in Broncos' history. . . . Has great speed and mobility and was in on 126 tackles last year, fifth on the club. . . . Has made Pro Bowl appearances the last two seasons, and earned mention on numerous all-star teams for the second straight year in '78. . . . Returned one of his three interceptions for a TD last year, and is Denver's career leader in interceptions among linebackers. . . . His most memorable interception certainly was 73-yarder for a score vs. Baltimore in 1977, sealing a big win. . . . Tough player who has missed just one game in the past four seasons. . . . Has speed to go deep with receivers, and is one of the most effective blitzers in the NFL. . . . Teams with Gradishar, Rizzo, and Swenson to give Denver one of the league's strongest linebacking corps. . . . The most publicized linebacker in Louisville history, he was an All-Missouri Valley selection for three straight years, and was named to Walter Camp All-America team. . . . Played in American Bowl and Blue-Gray game following senior season. . . . A fixture at Denver's weakside linebacking spot.

## Professional Record

Year	Club	Games	No.	Yds.	Avg.	TD
1973	Denver	8	0	0	0.0	0
1974	Denver	13	1	39	39.0	0
1975	Denver	14	2	0	0.0	0
1976	Denver	14	7	136	19.4	1
1977	Denver	13	4	95	23.8	1
1978	Denver	16	3	28	9.3	1
NFL Totals		78	17	298	17.5	3

**ADDITIONAL STATISTICS:** Fumbled once and recovered two fumbles, 1976; fumbled once, 1977.

## JIM JENSEN



## Running Back

**Birthdate**—Nov. 28, 1953  
**Birthplace**—Waterloo, Ia.  
**Residence**—Denver, Colo.  
**How Acquired**—Trade with Dallas, 1977  
**College**—Iowa  
**High School**—Iowa City, Iowa  
**Height**—6-3  
**Weight**—235  
**Year with Broncos**—2nd  
**Pro Year**—3rd

One of the most promising players to join Denver via trade in recent years, he missed the entire 1978 season due to a knee injury which required surgery in pre-season. . . . Should be fully recovered and ready to compete this year, with Denver's policy of rotating backs insuring considerable action. . . . Excellent athlete with surprising speed for a big man. . . . Averaged 5.2 yards per carry in the 1977 playoffs, and is a good receiver. . . . A second round draft choice by Dallas in 1976, he joined the Broncos the week before regular season play began in '77. . . . An accomplished artist, he designed and photographed the cover of this year's Bronco press guide.

## Professional Record

Year	Club	Games	RUSHING				No.	RECEIVING		
			Att.	Yds.	Avg.	TD		Yds.	Avg.	TD
1976	Dallas	14	None				4	None		
1977	Denver	11	40	143	3.6	1		63	15.8	0
NFL Totals		24	40	143	3.6	1	4	63	15.8	0

**ADDITIONAL STATISTICS:** Returned 13 kickoffs for 313 yards and a 24.1 average for Dallas in 1976; fumbled once for Denver in 1977.

## JON KEYWORTH

## Running Back



**Birthdate**—Dec. 15, 1950  
**Birthplace**—San Diego, Calif.  
**Residence**—Parker, Colo.  
**How Acquired**—Trade with Washington, 1974  
**College**—Colorado  
**High School**—Chaffey HS, Ontario, Calif.  
**Height**—6-3  
**Weight**—230  
**Year with Broncos**—6th

Had one of his finest all-around seasons in 1978, accounting for 610 total yards (444 rushing and 166 on receptions). . . . His 2203 career yards rushing rank him third on Denver's all-time list. . . . Has been a five-year starter. . . . Top individual game as a pro was 148-yard rushing effort at Oakland in 1974 victory there. . . . That still ranks as third best individual game in Bronco history. . . . A versatile athlete who played eight positions at Colorado. . . . A fine receiver, he led club in receptions in 1975 with 42, and is eighth on Denver career list. . . . His 23 career scores place him sixth in that all-time list. . . . Good power runner with speed, he was drafted by Washington but traded to Denver for rookie campaign. . . . Active in community, doing work for several local benefits, and has a blossoming singing career to which he devotes much off-season time. . . . Married (Kerry) with two children.



## Professional Record

Year	Club	Games	RUSHING				No.	RECEIVING		
			Att.	Yds.	Avg.	TD		Yds.	Avg.	TD
1974	— Denver	14	81	374	4.6	10	12	109	9.1	0
1975	— Denver	14	182	725	4.0	3	42	314	7.5	1
1976	— Denver	14	122	349	2.9	3	22	201	9.1	1
1977	— Denver	11	83	311	3.7	1	11	48	4.4	0
1978	— Denver	16	112	444	4.0	3	21	166	7.9	1
NFL Totals		69	580	2203	3.8	20	108	838	7.8	3

**ADDITIONAL STATISTICS:** Fumbles: 1974 (1), 1975 (4), 1976 (1), 1977 (1), 1978 (2). Recovered one fumble in 1974, 1976, and 1978. Returned four kickoffs for 85 yards in 1974; returned two kickoffs for 24 yards in 1978.

## VINCE KINNEY

## Wide Receiver



**Birthdate**—March 17, 1956  
**Birthplace**—Baltimore, Md.  
**Residence**—Littleton, Colo.  
**How Acquired**—Draft #10, 1978  
**College**—Maryland  
**High School**—Calvert Hall HS, Towson, MD.  
**Height**—6-2  
**Weight**—190  
**Year with Broncos**—2nd

Active for the final eight games of the 1978 season, he is an outstanding athlete with excellent hands and concentration... His first pro reception kept a last-minute Bronco drive alive in 17-14 loss at Detroit... Played both wide receiver and tight end at Maryland, where he had 71 career receptions for 1,116 yards... High School Athlete of the Year in Baltimore as a senior... A promising receiver who will battle for a spot again this year.

## Professional Record

Year	Club	Games	RUSHING				No.	RECEIVING		
			Att.	Yds.	Avg.	TD		Yds.	Avg.	TD
1978	— Denver	8		None			1	23	23.0	0
NFL Totals			8		None		1	23	23.0	0

## DON LATIMER

## Defensive Tackle



**Birthdate**—March 1, 1955  
**Birthplace**—Fort Pierce, Fla.  
**Residence**—Fort Pierce, Fla.  
**How Acquired**—Draft #1, 1978  
**College**—Miami (Fla.)  
**High School**—Fort Pierce Central HS, Fort Pierce, Fla.  
**Height**—6-2  
**Weight**—260  
**Year with Broncos**—2nd

One of the most impressive rookies to come along in some time, from the standpoint of being able to make an immediate contribution to the club... Played in 14 games his rookie year, primarily as the nose tackle on the alternate line in Denver's 3-4 defense... Named to every "all rookie" team at season's end, and showed great promise for the future... Has outstanding speed (4.8 in the 40), great strength and quickness, and was in on 42 tackles his first year as a pro... Played for former Bronco coach Lou Saban at Miami... In his senior season he was credited with 110 tackles, six QB sacks, eight tackles for losses, and one blocked punt... A native of Florida, he majored in PE and has his degree. Married (Cynthia).

## Professional Record

**GAMES PLAYED:** 1978 (14).

## ROB LYTLE

## Running Back



**Birthdate**—Nov. 12, 1954  
**Birthplace**—Fremont, Ohio  
**Residence**—Denver, Colo.  
**How Acquired**—Draft #2, 1977  
**College**—Michigan  
**High School**—Fremont-Ross HS, Fremont, Ohio  
**Height**—6-1  
**Weight**—195  
**Year with Broncos**—3rd

Plagued by numerous injuries in 1978, he still played in 13 games and averaged 4.2 yards per carry for the season, enjoying his first 100-yard game in the process... His performance against the Green Bay Packers (16 carries for 110 yards and one TD) was Denver's most productive by a running back in '78... Had minor knee surgery following season, and is hoping 1979 will be more successful... Was team's third leading rusher in 1977... Has excellent speed and is long on toughness... Has scored two touchdowns in playoff competition... Everyone's All-America after a great collegiate career at Michigan, he won the Big Ten rushing title as well as the league's all-purpose running championship (including kick returns)... Michigan coach Bo Schembechler calls him "the greatest back I've ever coached or been around"... Third in 1977 Heisman Trophy voting... As a college senior, ran 203 times for 1,402 yards, 6.9 average, and 13 touchdowns... Will vie for a starting job in 1979... Married (Tracy), and makes Denver his off-season home... Active in March of Dimes, the Special Olympics, the Listen Foundation, and with the United Way... Spends off-season in retail clothing business... Hobbies include making wooden models, swimming, and enjoying his pets.

## Professional Record

Year	Club	Games	RUSHING				No.	RECEIVING		
			Att.	Yds.	Avg.	TD		Yds.	Avg.	TD
1977	— Denver	14	104	408	3.9	1	17	198	11.6	1
1978	— Denver	13	81	341	4.2	2	6	37	6.2	0
NFL Totals		27	185	749	4.0	3	23	235	10.2	1

**ADDITIONAL STATISTICS:** Recovered one fumble for -3 yards, 1978.

## BRISON MANOR

## Defensive End



**Birthdate**—Aug. 10, 1952  
**Birthplace**—Bridgeton, N.J.  
**Residence**—North Little Rock, Ark.  
**How Acquired**—FA, 1976  
**College**—Arkansas  
**High School**—Bridgeton, N.J.  
**Height**—6-4  
**Weight**—248  
**Year with Broncos**—3rd

A bright prospect who has played very well in relief his first two seasons after sitting out the 1976 campaign with a pre-season knee injury... Figured in 38 tackles in 1977, being used primarily in pass rush situations... In 1978 he made 29 first hits and was credited with 18 assists, putting him in on a total of 47 tackles, tops among members of the alternate three-man line... Excellent quickness, with college wrestling experience figuring to his advantage as a pass rusher... Originally signed with the Jets in 1975 and was one of that club's final cuts before coming to Denver... Married (DeLois).

## Professional Record

**GAMES PLAYED:** 1977 (13), 1978 (14).

**CLAUDIE MINOR****Offensive Tackle**

**Birthdate**—April 21, 1951  
**Birthplace**—Pomona, Calif.  
**Residence**—Aurora, Colo.  
**How Acquired**—Draft #3, 1974  
**College**—San Diego State  
**High School**—Garey HS, Pomona, Calif.  
**Height**—6-4  
**Weight**—280  
**Year with Broncos**—6th

Has started every game for Denver since joining team back in 1974... His first 28 games were at left tackle, his next 28 on the right side, and he volunteered to move back to the left to bolster that slot in 1978... A shade under 6-5, he's the biggest man on the veteran roster and can run the 40 in 5.1... Has all the tools to be an all-pro, with speed, excellent footwork, and great strength... Very dedicated performer... Started every game of college career at San Diego State after transferring from Mount San Antonio JC... Was a defensive player in junior college... Selected to play in Coaches' All-America Game... Married (Vicki) with two daughters (Maisha Nicole and Keesha Michele)... Hobbies include fishing, chess, pool, and wood sculpturing... Nicknamed "Juju."

**Professional Record**

**GAMES PLAYED:** 1974 (14), 1975 (14), 1976 (14), 1977 (14), 1978 (16).

**BOB MOORE****Tight End**

**Birthdate**—February 12, 1949  
**Birthplace**—Baltimore, Md.  
**Residence**—Alameda, Calif.  
**How Acquired**—FA, 1978  
**College**—Stanford  
**High School**—Klamath Falls, Ore.  
**Height**—6-3  
**Weight**—225  
**Year with Broncos**—2nd  
**Pro Year**—9th

Signed as a free agent in mid-season to replace the injured Ron Egloff, he played in the final eight Bronco games, primarily on special teams and in double tight end situations... Originally drafted by the Oakland Raiders, he also has seen action for Tampa Bay, which picked him from Oakland's roster in the expansion draft... Oakland's fifth round draft choice in 1971, he caught 100 passes in three years at Stanford... Was All-Coast and All-Pacific-8 junior and senior seasons... AP and Sporting News second team All-America as a senior.

**Professional Record**

Year	Club	RECEIVING				
		Games	No.	Yds.	Avg.	TD
1971	Oakland	14	2	26	13.0	0
1972	Oakland	14	6	49	8.2	1
1973	Oakland	14	34	375	11.0	4
1974	Oakland	14	30	356	11.9	2
1975	Oakland	14	19	175	9.2	0
1976	Tampa Bay	11	24	289	12.0	0
1977	Tampa Bay	3		None		
1978	Denver	8		None		
NFL Totals		82	115	1270	11.0	7

**ADDITIONAL STATISTICS:** Fumbled once, 1974; recovered one fumble, 1975; rushed twice for 23 yards and recovered two fumbles, 1976.

**KEN MOORE****Linebacker**

**Birthdate**—July 25, 1954  
**Birthplace**—Merigold, Miss.  
**Residence**—Chicago, Ill.  
**How Acquired**—FA, 1978  
**College**—Northern Illinois  
**High School**—South Shore HS, Chicago, Ill.  
**Height**—6-4  
**Weight**—232  
**Year with Broncos**—1st  
**Pro Year**—2nd

Back for a second camp with the Broncos after trying out for the club in 1978... He will try his hand at linebacker in '79, after playing tight end previously... Caught on with the Atlanta Falcons and appeared in six games for them last year... Chicago native with good size, he had a 1977 tryout with Minnesota before moving on to Edmonton of the CFL.

**Professional Record**

**GAMES PLAYED:** 1978 (6).

**CRAIG MORTON****Quarterback**

**Birthdate**—Feb. 5, 1943  
**Birthplace**—Flint, Mich.  
**Residence**—Englewood, Colo.  
**How Acquired**—Trade with N.Y. Giants, 1977  
**College**—California  
**High School**—Campbell, Calif.  
**Height**—6-4  
**Weight**—210  
**Year with Broncos**—3rd  
**Pro Year**—15th

In two seasons at the Broncos' helm, he has guided the club to two AFC Western Division titles and a Super Bowl berth... In providing the impetus for Denver's two finest seasons, he has moved into the career team leadership in interception avoidance (an amazing .031 percentage over two years), is third in all-time Bronco percentage (.532), and is fifth in pass yardage with 3,731... In 1977 he set personal season highs with 125 yards and four TDs rushing... Finished fifth in AFC passing race last year (77.0 rating), and was only starting NFL QB with fewer than ten interceptions (eight, and just 16 in his Denver career)... Was NFL's hottest passer second half of '78, prior to season finale... At one point threw 144 straight passes without an interception, tossed nine TD passes, and had 60.3 completion rating over nine-week period... Against KC on December 10 he went 19-for-22, with 16 consecutive completions, both marks the second best in all-time NFL books... Received many honors following Super Bowl season, including AFC Offensive Player of the Year by Sporting News and others. Adapted very well to Bronco philosophy of taking a sack rather than risking interception... In 1977, he threw two TD passes in each home playoff win... Morton-to-Moses has become very popular "M & M Connection"... A first round draft choice of Dallas in 1965, he spent ten years with Cowboys before moving to Giants in 1974... Has career completion percentage of just over 52 percent, and has passed for just under twenty thousand yards... Top pre-Bronco season, was 1972 (1975) completion leader for Dallas, good for 2,396 yards and 15 TDs... A consensus All-America as a collegian at California, he also was a top baseball star and turned down a bonus offer to join the NFL Cowboys... Married (Susie), and makes home in Englewood.



## Professional Record

		PASSING						
Year	Club	Games	Att.	Comp.	Pct.	Yds.	TD	Int.
1965	Dallas	4	34	17	50.0	173	2	4
1966	Dallas	6	27	13	48.1	225	3	1
1967	Dallas	10	137	69	50.4	978	10	10
1968	Dallas	13	85	44	51.8	752	4	6
1969	Dallas	13	302	162	53.6	2619	21	15
1970	Dallas	12	207	102	49.3	1819	15	7
1971	Dallas	10	143	78	54.5	1131	7	8
1972	Dallas	14	339	185	54.6	2396	15	21
1973	Dallas	14	32	13	40.6	174	3	1
1974	Dallas (6)							
	Giants (8)	14	239	124	51.9	1522	9	13
1975	Giants	14	363	186	52.3	2359	11	16
1976	Giants	12	284	153	53.9	1865	9	20
1977	Denver	14	254	131	51.6	1929	14	8
1978	Denver	14	267	146	54.7	1802	11	8
NFL Totals		164	2713	1423	52.5	17444	134	138

		RUSHING			
Year	Club	Att.	Yds.	Avg.	TD
1965	Dallas	3	-8	-2.7	0
1966	Dallas	7	50	7.1	0
1967	Dallas	15	42	2.8	0
1968	Dallas	4	28	7.0	2
1969	Dallas	16	62	3.9	1
1970	Dallas	16	37	2.3	0
1971	Dallas	4	9	2.3	1
1972	Dallas	8	26	3.3	2
1973	Dallas	1	0	0.0	0
1974	Dallas (6)				
	Giants (8)	4	5	1.3	0
1975	Giants	22	72	3.3	0
1976	Giants	13	35	2.7	0
1977	Denver	31	125	4.0	4
1978	Denver	17	71	4.2	0
NFL Totals		161	554	3.4	10

**ADDITIONAL STATISTICS:** Recovered one fumble, 1971 and 1972; recovered one fumble for minus 12 yards, 1973; recovered two fumbles for minus 14 yards, 1974; recovered three fumbles for minus 15 yards, 1975; recovered three fumbles, 1976; recovered three fumbles for minus 18 yards, 1977; recovered one fumble, 1978. Fumbles: 1965 (2), 1967 (5), 1968 (1), 1969 (4), 1970 (1), 1971 (1), 1972 (4), 1973 (1), 1974 (4), 1975 (9), 1976 (7), 1977 (1), 1978 (6).

## HAVEN MOSES



**Wide Receiver**  
**Birthdate**—July 27, 1946  
**Birthplace**—Los Angeles, Calif.  
**Residence**—Denver, Colo.  
**How Acquired**—Trade with Buffalo, 1972  
**College**—San Diego State  
**High School**—San Pedro, Calif.  
**Height**—6-3  
**Weight**—200  
**Year with Broncos**—8th  
**Pro Year**—12th

The 1972 trade with Buffalo for this outstanding veteran has proven itself to be one of the best in Broncos' history... The biggest target among Denver's wide receivers, he goes into the 1979 campaign as the second leading active receiver in the AFC, with 341 catches for over six thousand yards... His 195 pass receptions as a Bronco rank him fifth in that career category, while he is fourth in yards (3,587), third in average per catch (18.39), and second in TD receptions with 33... Has caught numerous big play passes the past two seasons, including two for touchdowns in the 1977 AFC Championship win over Oakland (one of those was a 74-yarder)... Has 4.6 speed and reputation for running outstanding patterns... Can make the tough catch

over the middle... Very durable, he has played in 71 straight regular season games with Denver... His three TD catches in 1973 win over Houston tied a single game record... Played in two All-Star games (1970, 1973)... Originally a first round draft choice by Buffalo in 1968, he came to Denver in a trade for Dwight Harrison... An All-America at San Diego State, he played in College All-Star, East-West Shrine, and Coaches' All-America Games, as well as the Senior Bowl... Has been a member of the Hemophilia Board of Trustees, and has worked with the United Way... Works for the Samsonite Corporation in the off-season... Married (Joyce), with two children, Christopher Haven (age six) and Bryan Todd (age three).

## Professional Record

		RUSHING					RECEIVING			
Year	Club	Games	Att.	Yds.	Avg.	TD	No.	Yds.	Avg.	TD
1968	Buffalo	14	5	-4	-0.8	0	42	633	15.1	2
1969	Buffalo	14		None			39	752	19.3	5
1970	Buffalo	14		None			39	726	18.6	2
1971	Buffalo	14		None			23	470	20.4	2
1972	Buffalo	(5)								
	Denver	(8)	1	11	5.5	0	18	284	15.8	6
1973	Denver	14	3	25	8.3	1	28	518	18.5	8
1974	Denver	14	2	16	8.0	0	34	559	16.4	2
1975	Denver	14		None			29	505	17.4	2
1976	Denver	14	1	-4	-4.0	0	25	498	19.9	7
1977	Denver	14	5	-1	-0.2	0	27	539	20.0	4
1978	Denver	16		None			37	744	20.1	4
NFL Totals		154	18	43	2.4	1	341	6258	18.4	45

**ADDITIONAL STATISTICS:** Recovered two fumbles, 1977; fumbled once, 1978.

## ROB NAIRNE



## Linebacker

**Birthdate**—March 24, 1954  
**Birthplace**—Redding, Calif.  
**Residence**—Denver, Colo.  
**How Acquired**—FA, 1977  
**College**—Oregon State  
**High School**—Ferndale, Calif.  
**Height**—6-4  
**Weight**—220  
**Year with Broncos**—3rd

A four-year player at Oregon State, he has been a valuable performer for two seasons at the Broncos' strongest position... Has the classic size and speed for a linebacker, and has been very impressive with his hitting ability... Improved greatly between rookie season and 1978, and has the potential for greater development... Worked hard during the off-season to gain weight, as well as keeping his speed and agility... Earned increased playing time at linebacker in '78, and responded with 35 total tackles and one QB sack, and knocked down four passes as well.

## Professional Record

**GAMES PLAYED:** 1977 (13), 1978 (16).

## TOM NEVILLE

## Offensive Tackle



**Birthdate**—August 12, 1943  
**Birthplace**—Montgomery, Ala.  
**Residence**—Montgomery, Ala.  
**How Acquired**—Trade with New England, 1978  
**College**—Mississippi State  
**High School**—Sidney Lanier HS, Montgomery, Ala.  
**Height**—6-4  
**Weight**—250  
**Year with Broncos**—2nd  
**Pro Year**—14th

Acquired by trade from Patriots just prior to '78 campaign, he immediately became a fixture at right tackle and played in every Denver game, starting in all but one ... A quiet but effective performer who led by example ... Three-year player at Mississippi State, was twice all-conference and played in Liberty Bowl and Blue-Gray game ... AFL all-star in second pro year (1966) ... Missed entire 1975 campaign with a broken leg ... One of the finest linemen in Patriot history, he quickly became a big factor in Denver offensive line's 1978 accomplishments ... Now has played 176 regular season games in professional football.

### Professional Record

**GAMES PLAYED:** 1965 (14), 1966 (14), 1967 (14), 1968 (14), 1969 (14), 1970 (13), 1971 (14), 1972 (13), 1973 (8), 1974 (14), 1976 (14), 1977 (14), 1978 (16).

**ADDITIONAL STATISTICS:** Recovered one fumble, 1967, 1970, 1971, 1973; lost eight yards following a lateral on a rushing attempt, 1971.

## RILEY ODOMS

## Tight End



**Birthdate**—March 1, 1950  
**Birthplace**—Luling, Tex.  
**Residence**—Houston, Tex.  
**How Acquired**—Draft #1, 1972  
**College**—Houston  
**High School**—West Oso HS, Corpus Christi, Texas  
**Height**—6-4  
**Weight**—230  
**Year with Broncos**—8th

Enjoyed his finest season in 1978, firmly re-establishing himself as one of professional football's finest tight ends ... A great target with the classic size, excellent speed, great hands, and blocking ability possessed only by the very best ... Last year became the first Bronco ever to appear in four NFL Pro Bowl games ... Great competitor with lots of desire, he took advantage of '78 rules changes allowing receivers more freedom from defensive "bumps," and was Denver's leading receiver ... 54 catches for a 15.4 yard average and six TD catches moved him up in Bronco career stats ... He now is second in receptions (267), third in reception yardage (3,867), and fourth in TDs (29) ... He has played in 100 straight Bronco games, never missing one, and has started the last 86 ... Has a string of at least one reception in last 39 regular season games ... An All-America at Houston, he was Denver's first pick in 1972 and the fifth player chosen in entire draft ... Played in Astro-Bluebonnet Bowl and

the Senior Bowl ... An exceptional athlete, he played freshman basketball at Houston and was a national class high school high jumper ... Lives in Houston with wife Alnetia and daughter Veronica in the off-season.

### Professional Record

Year	Club	Games	RUSHING				RECEIVING			
			Att.	Yds.	Avg.	TD	No.	Yds.	Avg.	TD
1972	Denver	14	5	72	14.4	0	21	320	15.2	1
1973	Denver	14	5	53	10.6	0	43	629	14.6	7
1974	Denver	14	4	25	6.3	0	42	639	15.2	6
1975	Denver	14	5	27	5.4	0	40	544	13.6	3
1976	Denver	14	3	36	12.0	2	30	477	15.9	3
1977	Denver	14		None			37	429	11.6	3
1978	Denver	16	2	5	2.5	0	54	829	15.4	6
NFL Totals		100	24	218	9.1	2	267	3867	14.5	29

**ADDITIONAL STATISTICS:** Recovered one fumble, 1972; recovered one fumble for a touchdown, 1975; fumbled twice and recovered one fumble, 1978.

## CHRIS PANE

## Cornerback



**Birthdate**—May 19, 1953  
**Birthplace**—Berkeley, Calif.  
**Residence**—Denver, Colo.  
**How Acquired**—FA, 1976  
**College**—Chico State  
**High School**—Livermore, Calif.  
**Height**—5-11  
**Weight**—180  
**Year with Broncos**—4th

A versatile performer with outstanding athletic ability, but plagued with injuries his first three pro seasons ... Went down with a knee injury in fourth game of rookie season, joined the injured reserve list after 11 games in 1977, and came back in time to participate in five 1978 contests ... Can play either corner or safety, and was a promising punt return man as a rookie ... Good special teams player, he saw action with Hawaii in the World Football League.

### Professional Record

**GAMES PLAYED:** 1976 (4), 1977 (11), 1978 (5).

**ADDITIONAL STATISTICS:** Returned three punts for seven yards, 1976; returned six punts for 48 yards, returned one kickoff for 16 yards, and fumbled once, 1977; returned one punt for minus two yards, returned one kickoff for 29 yards, and recovered one fumble, 1978.

## CRAIG PENROSE

## Quarterback



**Birthdate**—July 25, 1953  
**Birthplace**—Woodland, Calif.  
**Residence**—Denver, Colo.  
**How Acquired**—Draft #4, 1976  
**College**—San Diego State  
**High School**—Woodland, Calif.  
**Height**—6-3  
**Weight**—205  
**Year with Broncos**—4th

Has the strongest arm among Denver quarterbacks, and has shown lots of potential as an NFL passer ... Has served primarily as a backup in first three pro campaigns, but could press for a starting job ... Played in four games last year, but was hampered by bruised ribs ... Started final two games of his rookie season, and guided Broncos to important road win at Cincinnati in 1977 ... Started Monday night game against the Bears last year, going 7-for-11 for 74 yards before rib injury ... Underwent minor knee surgery in the off-season ... Was drafted by Denver after brilliant collegiate career at San Diego State, where he was a two-year starter after transferring from Colorado ... Was 1975 NCAA passing champion with 2,660 yards and 15 TDs ... First team All-America selection by Sporting News and Time Magazine ... Played in East-West Shrine Game, Blue-Gray Game, and was MVP in Senior Bowl ... Low handicap golfer ... Married (Chris).

### Professional Record

PASSING							
Year	Club	Games	Att.	Comp.	Pct.	Yds.	TD
1976	Denver	4	36	16	46.6	265	3
1977	Denver	8	40	21	52.5	217	0
1978	Denver	4	37	16	43.2	185	2
NFL Totals		16	113	53	46.8	667	5

RUSHING					
Year	Club	Att.	Yds.	Avg.	TD
1976	Denver	2	-3	-1.5	0
1977	Denver	4	24	6.0	0
1978	Denver	1	0	0.0	0
NFL Totals		7	21	3.0	0

**ADDITIONAL STATISTICS:** Fumbled once, and recovered one fumble for minus one yard, 1978.

## LONNIE PERRIN

## Running Back



**Birthdate**—Feb. 3, 1952  
**Birthplace**—Norfolk, Va.  
**Residence**—Denver, Colo.  
**How Acquired**—Draft #5, 1976  
**College**—Illinois  
**High School**—McKinley HS, Washington, D.C.  
**Height**—6-1  
**Weight**—222  
**Year with Broncos**—4th

An extremely talented player just beginning to realize his full potential ... Has 4.6 speed in the forty, is impressive as an inside runner, but has the burst to turn the corner ... Is the only player in the National Football League to double as kickoff man as well as kickoff return man, which he did for third straight year in '78, as well as leading all Denver rushers with 455 yards and four TDs ...

A key figure in Broncos' backfield rotation ... One of the most highly recruited high school athletes to come out of the Washington, D.C. area, he was plagued by injuries as a collegian ... Rushed for 907 yards on 171 carries as an Illinois senior, and tied school record with a 52-yard field goal ... Played in East-West Shrine Game ... In addition to leading club in rushing last year, he was team's second leading rusher in '77, and had that season's top individual run with 62-yard effort in Baltimore win ... Now is tenth in all-time Denver rushing with 1,029 yards from scrimmage ... Has not missed a game due to injury while with Denver (44 straight contests).

### Professional Record

RUSHING						RECEIVING			
Year	Club	Games	Att.	Yds.	Avg.	TD	No.	Yds.	TD
1976	Denver	14	37	118	3.2	2	4	35	0
1977	Denver	14	110	456	4.1	3	6	106	1
1978	Denver	16	108	455	4.2	4	10	54	1
NFL Totals		44	255	1029	4.0	9	20	195	2

KICKOFF RETURNS				
Year	Club	No.	Yds.	Avg.
1976	Denver	14	391	27.9
1977	Denver	3	72	24.0
1978	Denver	12	256	21.3
NFL Totals		29	719	24.8

**ADDITIONAL STATISTICS:** Recovered one fumble, 1976; fumbled twice and recovered two fumbles, 1978.

## DAVE PRESTON

## Running Back



**Birthdate**—May 29, 1955  
**Birthplace**—Dayton, Ohio  
**Residence**—Englewood, Colo.  
**How Acquired**—FA, 1978  
**College**—Bowling Green  
**High School**—Defiance Senior HS, Defiance, Ohio  
**Height**—5-10  
**Weight**—195  
**Year with Broncos**—2nd

One of the real finds of the 1978 season, he made the team as an all-around player and led all Denver running backs in reception stats with 24 catches for 199 yards and a touchdown ... Speed and power are the primary assets of this hard-working prospect, along with his fine pass-catching ability ... Had an outstanding college career at Bowling Green, and almost caught on with the Patriots in 1977 ... A very impressive rookie running back who also returned kickoffs and punts, and distinguished himself throughout the year on special teams ... Scored Denver's lone TD in playoff loss at Pittsburgh ... Has his degree in Business Administration and was an NCAA Post Graduate Scholarship Award winner ... Married (Mary) and makes his home in Englewood.

### Professional Record

RUSHING						RECEIVING			
Year	Club	Games	Att.	Yds.	Avg.	TD	No.	Yds.	TD
1978	Denver	16	66	296	4.5	1	24	199	1
NFL Totals		16	66	296	4.5	1	24	199	1

PUNT RETURNS				KICKOFF RETURNS			
Year	No.	Yds.	Avg.	Year	No.	Yds.	Avg.
1978	10	68	6.8	1978	7	154	22.0
NFL Totals		10	68	6.8	NFL Totals		7

**ADDITIONAL STATISTICS:** Fumbled four times and recovered one fumble, 1978.

## JOE RIZZO



**Birthdate**—Dec. 17, 1950  
**Birthplace**—Astoria, N.Y.  
**Residence**—Denver, Colo.  
**How Acquired**—FA, 1974  
**College**—Merchant Marine Academy  
**High School**—Glen Cove, N.Y.  
**Height**—6-1  
**Weight**—220  
**Year with Broncos**—6th

One of the steadiest players in Denver's exceptional defensive unit ... Signed with the Broncos as a free agent during the 1974 players' strike, his consistent inside play has paid Denver big dividends ... A team player, he had 78 first hits and 64 assists in '78, with his 142 total tackles tying him for third among defenders ... Originally drafted by the Buffalo Bills, he was released medically ... Starts at one of the inside spots in the Broncos' 3-4 alignment ... Career highpoint came in 1977 win at Oakland when he picked off three Ken Stabler passes ... Has been a four-year starter in Denver and is counted on as a vital performer in Broncos' outstanding linebacking corps.

### Professional Record

INTERCEPTIONS						
Year	Club	Games	No.	Yds.	Avg.	TD
1974	Denver	11		None		
1975	Denver	14		None		
1976	Denver	12	1	8	8.0	0
1977	Denver	13	3	49	16.3	0
1978	Denver	14	3	10	3.3	0
NFL Totals		64	7	67	9.6	0

**ADDITIONAL STATISTICS:** Recovered one fumble, 1977 and 1978.

## STEVE SCHINDLER



**Birthdate**—July 24, 1954  
**Birthplace**—Caldwell, N.J.  
**Residence**—Englewood, Colo.  
**How Acquired**—Draft #1, 1977  
**College**—Boston College  
**High School**—Conestoga, Pa.  
**Height**—6-3  
**Weight**—260  
**Year with Broncos**—3rd

An intense player, he spent his rookie season in a learning process and seemed ready to contend for a starting job when he suffered a torn abdominal muscle in 1978 ... Despite the muscle tear, which was surgically repaired in the off-season, he continued to play for the entire year, although he missed two games entirely and saw action for just one play in each of two others ... Should contend for starting role this year ... Has good speed (5.0 in the forty), size, mobility, and tremendous strength ... Has bench pressed over 400 pounds ... Started three games in 1978 ... One of several outstanding young line prospects.

### Professional Record

**GAMES PLAYED:** 1977 (14), 1978 (14).

## Linebacker

## JOHN SCHULTZ



**Birthdate**—June 10, 1953  
**Birthplace**—Binghamton, Md.  
**Residence**—Englewood, Colo.  
**How Acquired**—FA, 1976  
**College**—Maryland  
**High School**—Central HS, Vestal, N.Y.  
**Height**—5-10  
**Weight**—182  
**Year with Broncos**—4th

One of several talented free agent finds by the Broncos ... A dependable receiver, he has attracted considerable attention as a special teams performer ... Outstanding coverage man as well as kickoff returner, a department in which he led the NCAA as a college senior ... Had a significant blocked punt which led to Denver TD in 1977 playoff game vs. Pittsburgh ... Played in just four games in '78, then spent the rest of the year on injured reserve due to a severely pulled hamstring muscle.

### Professional Record

RECEIVING							PUNT RETURNS			
Year	Club	Games	No.	Yds.	Avg.	TD	No.	Yds.	Avg.	TD
1976	Denver	14	2	29	14.5	0	1	2	2.0	0
1977	Denver	14		None			1	11	11.0	0
1978	Denver	4		None				None		
NFL Totals		32	2	29	14.5	0	2	13	6.5	0

KICKOFF RETURNS					
Year	Club	No.	Yds.	Avg.	TD
1976	Denver	3	82	27.3	0
1977	Denver	4	109	27.3	0
1978	Denver	1	20	20.0	0
NFL Totals		8	211	26.4	0

**ADDITIONAL STATISTICS:** Recovered one fumble, 1976.

## FRED STEINFORT



**Birthdate**—Nov. 3, 1952  
**Birthplace**—Wetter/Ruhr, Germany  
**Residence**—Brighton, Mass.  
**How Acquired**—FA, 1979  
**College**—Boston College  
**High School**—Brighton, Mass.  
**Height**—5-11  
**Weight**—188  
**Year with Broncos**—1st  
**Pro Year**—3rd

Signed by the Broncos as a free agent after having kicked for the Atlanta Falcons the past two seasons ... Originally drafted by Oakland, a pulled hamstring muscle eventually led to his release, and he also had tryouts at Seattle and Detroit before joining the Falcons ... A German native, he once kicked a 55-yard field goal in college.

### Professional Record

CONVERSIONS						FIELD GOALS		
Year	Club	Games	No.-Att.	Pct.		No.-Att.	Pct.	Points
1976	Oakland	7	16-19	.842		4-8	.500	28
1977	Atlanta	7	13-13	1.000		6-11	.546	31
1978	Atlanta	6	8-9	.889		3-10	.300	17
NFL Totals		20	37-41	.902		13-29	.448	76



## BOB SWENSON

## Linebacker



**Birthdate**—July 1, 1953  
**Birthplace**—Stockton, Calif.  
**Residence**—Denver, Colo.  
**How Acquired**—FA, 1975  
**College**—California  
**High School**—Tracy, Calif.  
**Height**—6-3  
**Weight**—220  
**Year with Broncos**—4th

Definitely one of the outstanding free agent signings in recent Bronco history ... Came out of California (Berkeley) as a defensive lineman to win a job as an NFL linebacker, and now is a fixture on the strongside of Denver's outstanding four linebacker group ... Has great range, quickness, and speed, and is coming off his best pro campaign ... In '78 his 104 first hits, 70 assists, and 174 total tackles all were second among team defenders, despite the fact that he played the entire season with a shoulder injury suffered in pre-season ... Has not missed a game in four pro seasons ... Clocks in 4.6 in the forty ... Has had brilliant games vs. Oakland's Dave Casper the past two years ... Has degree in marketing and lists tennis, racquetball, and rugby as hobbies ... A bachelor, he makes Denver his off-season home.

### Professional Record

Year	Club	INTERCEPTIONS				
		Games	No.	Yds.	Avg.	TD
1975	Denver	14	1	4	4.0	0
1976	Denver	14	2	31	15.5	0
1977	Denver	14	1	0	0.0	0
1978	Denver	16	1	0	0.0	0
NFL Totals		58	5	35	7.0	0

**ADDITIONAL STATISTICS:** Recovered one fumble for five yards, 1976; recovered one fumble for four yards, 1978.

## BILL THOMPSON

## Safety



**Birthdate**—Oct. 10, 1946  
**Birthplace**—Greenville, S.C.  
**Residence**—Denver, Colo.  
**How Acquired**—Draft #3, 1969  
**College**—Maryland State  
**High School**—Sterling HS, Greenville, S.C.  
**Height**—6-1  
**Weight**—200  
**Year with Broncos**—11th

Long regarded by NFL observers as one of the game's finest strong safeties, he has received long overdue All-Pro recognition by being selected to the Pro Bowl in 1977 and 1978 ... A ten-year starter at corner and safety, he has started 114 straight regular season games for Denver ... Again led secondary members in total tackles last year with 107, and also had four interceptions ... Now has 30 career thefts to rank second in Bronco record book ... Still holds Denver record for most punts returned, and his average yards per interception return is a club mark ... As a rookie, he led the AFL in both punt and kickoff returns, the only player in the history of the league to do so ... Was a third round draft choice in 1969, after starting every game for three years at Maryland State ... A great college athlete, he was All-CIAA twice and an NAIA All-America twice ... Played one college game as a running back and rushed for 109 yards ... Single, he makes Denver home ... Broncos' defensive captain.

### Professional Record

Year	Club	Games	INTERCEPTIONS				PUNT RETURNS			
			No.	Yds.	Avg.	TD	No.	Yds.	Avg.	TD
1969	Denver	14	3	92	30.7	1	25	288	11.5	0
1970	Denver	9	2	65	32.5	0	23	233	10.1	0
1971	Denver	14	5	83	16.6	0	29	274	9.4	0
1972	Denver	8	1	4	4.0	0	4	82	20.5	0
1973	Denver	14	3	96	32.0	1	30	366	12.2	0
1974	Denver	14	5	105	21.0	1	26	350	13.5	0
1975	Denver	14	2	97	48.5	0	13	158	12.2	0
1976	Denver	14	None				6	60	10.0	0
1977	Denver	14	5	122	24.4	0	None			
1978	Denver	16	4	0	0.0	0	1	3	3.0	0
NFL Totals		131	30	664	22.1	3	157	1814	11.6	0

### KICKOFF RETURNS

Year	Club	No.	Yds.	Avg.	TD
1969	Denver	18	513	28.5	0
1970	Denver	9	188	20.9	0
1971	Denver	5	105	21.0	0
1972	Denver	None			
1973	Denver	1	25	25.0	0
1974	Denver	13	325	25.0	0
1975	Denver	None			
1976	Denver	None			
1977	Denver	None			
1978	Denver	None			

**ADDITIONAL STATISTICS:** Recovered three fumbles, 1969; recovered one fumble, 1970; recovered two fumbles for 15 yards, 1971; recovered two fumbles for 80 yards and one touchdown, 1973; recovered two fumbles, 1974; recovered three fumbles for 16 yards, 1977; recovered two fumbles for four yards and one touchdown, 1978.

## GODWIN TURK

## Linebacker



**Birthdate**—Oct. 15, 1950  
**Birthplace**—Houston, Tex.  
**Residence**—Houston, Tex.  
**How Acquired**—Trade with N.Y. Jets, 1976  
**College**—Southern  
**High School**—Phillis Wheatley HS, Houston, Tex.  
**Height**—6-2  
**Weight**—230  
**Year with Broncos**—4th  
**Pro Year**—6th

A physical type of linebacker who can play either of the inside spots in Denver's alignment ... Came to Denver in a trade just as '76 season started, and appeared in 13 games, the final two as a starter ... Is excellent special teams player, and has captained Denver special teams under Red Miller ... Had 29 total tackles in '78 campaign ... Great hitter and has outstanding speed for his size ... Married (Charaleta) with one son, Yohance, age six ... Wife is pediatrician ... Owns mortuary in his hometown of Houston.

### Professional Record

**GAMES PLAYED:** 1975 (14 with Jets), 1976 (13 with Denver), 1977 (13), 1978 (16).

**ADDITIONAL STATISTICS**—Intercepted two passes for 20 yards, and recovered two fumbles, 1975; recovered one fumble, 1976; intercepted two passes for 36 yards and returned one kickoff for 14 yards, 1978.

## JIM TURNER



**Birthdate** — March 28, 1941  
**Birthplace** — Martinez, Calif.  
**Residence** — Denver, Colo.  
**How Acquired** — Trade with Jets, 1971  
**College** — Utah State  
**High School** — John Swett HS, Crockett, Calif.  
**Height** — 6-2  
**Weight** — 205  
**Year with Broncos** — 9th  
**Pro Year** — 16th

Easily one of the great kickers of all time in professional football ... Currently ranks third in NFL scoring with a chance of moving up with a good season ... Has 65.1 percent conversion record on field goals since coming to Denver in 1971 trade which sent Bobby Howfield to the Jets ... Is team's leading career scorer with 671 points, and also is leading career scorer for Jets ... Has 291 career field goals, ranking behind only George Blanda among league's all-timers, and nine more will make his just pro football's second player to hit 300 ... Also is second to Blanda in number of three-pointers attempted in career ... Needs just 11 extra points to reach 500 ... His 34 field goals for Jets in 1968 is still league single season record, and his string of 221 consecutive PATs (stopped in 1974) is second longest in NFL record book ... Once kicked six field goals for the Jets in one game (vs. Buffalo) ... booted three field goals in Super Bowl III, providing margin of victory for Jets over Baltimore ... His 47-yard field goal in Super Bowl XII is second longest in Super Bowl history ... Scored first NFL touchdown in a win at Oakland in 1977, taking a 25-yard pass into the end zone on a fake field goal ... Never has missed a game in pro career, having seen action in 212 consecutive games ... Was a college quarterback at Utah State, and was named Utah State Alumnus of the year in May 1979 ... Has participated in two all-star games (1968 and 1969) ... Involved in NFL's United Way program, he served as the '76 Jefferson County Cancer Crusade Chairman, and was one of three Broncos invited to a White House Prayer Breakfast with President and Mrs. Ford in '76 ... Also involved with Ronald McDonald House activities in Denver to benefit cancer patients at Children's Hospital ... Married (Mary Kay) and lives year around in Denver with three daughters.

### Professional Record

Year	Conversions			Field Goals			Total Points
	Games	No.-Att.	Pct.	No.-Att.	Pct.	Long	
1964 (Jets)	14	33-33	1.000	13-27	.481	50	72
1965	14	31-31	1.000	20-34	.588	49	91
1966	14	34-35	.971	18-35	.514	48	88
1967	14	36-39	.923	17-32	.531	48	87
1968	14	43-43	1.000	34-46	.739	49	145
1969	14	33-33	1.000	32-47	.680	50	129
1970	14	28-28	1.000	19-35	.542	42	85
1971 (Broncos)	14	18-18	1.000	25-28	.657	49	93
1972	14	37-37	1.000	20-29	.689	49	97
1973	14	40-40	1.000	22-33	.667	50	106
1974	14	35-39	.897	11-21	.523	43	68
1975	14	23-28	.821	21-29	.724	53	86
1976	14	36-39	.923	15-21	.714	47	81
1977	14	31-34	.912	13-19	.684	48	76
1978	16	31-35	.886	11-22	.500	45	64
Broncos Totals	114	251-270	.930	138-212	.651	53	671
Career Totals	212	489-512	.955	291-468	.622	53	1368

\*Includes one TD.

## Kicker

**ADDITIONAL STATISTICS:** Completed two of four passes for 25 yards, 1967; fumbled once, 1969; threw one interception, 1973; recovered one fumble, 1974; caught one pass for 25-yard TD, 1977; caught one pass for minus four yards, 1978.

### NFL Career Leaders

**SCORING** — 1, George Blanda 2,002. 2, Jim Bakken 1,380. 3, Jim Turner 1,368. 4, Fred Cox 1,365.

**FIELD GOALS** — 1, George Blanda 335. 2, Jim Turner 291. 3, Jim Bakken 282. 4, Fred Cox 282. 5, Jan Stenerud 267.

## RICK UPCHURCH



**Birthdate** — May 20, 1952  
**Birthplace** — Toledo, Ohio  
**Residence** — Denver, Colo.  
**How Acquired** — Draft #4b, 1975  
**College** — Minnesota  
**High School** — Springfield HS, Holland, Ohio  
**Height** — 5-10  
**Weight** — 170  
**Year with Broncos** — 5th

## Wide Receiver

One of the most exciting players in the NFL, in 1978 he led the league in punt return average for the second time in his four-year career ... His career pass reception average of 20.9 is the best in Denver's record book, and he certainly is one of the top return men ever to play the game ... Led the NFL with a 13.7 punt return average in 1976 and was a Pro Bowl selection, led in '78 with a 13.7 average once again and made his second Pro Bowl appearance at season's end ... Has averaged 17.3 yards each time he has handled the ball for the Broncos ... In '76 he tied two of the league's oldest records with four punt returns for TDs on the season, and two in one game ... His 67-yard kickoff return in Super Bowl XII is a Super Bowl record ... Despite missing four games with injuries last year, he was the league's most dangerous return man ... He had a 75-yard TD return to pull the Broncos past San Diego in their first meeting, and added non-scoring returns of 53 (twice) and 49 yards ... One of the finest all-purpose players in football, his punt return total of 653 yards in 1977 was just three yards short of a new NFL single season record ... In just four seasons, he has vaulted into first place in Bronco punt return yards (1,984) and average (12.8), while he is second career-wise in punts returned (153), kickoffs returned (90), and kickoff return yards (2,276) ... Was on the receiving end of the third longest scoring pass on Denver books, a 90-yard TD vs. Kansas City in his first pro game in '75 ... NFLPA Rookie of the Year in '75, in addition to making all-rookie teams named by Pro Football Writers, Football Digest, and UPI ... A running back at Minnesota, where he was a radio-television major ... Has 4.5 speed.

Professional record on following page.

## Professional Record

Year	Club	RUSHING					RECEIVING			
		Att.	Yds.	Avg.	TD	TD	No.	Yds.	Avg.	TD
1975—Denver	.....	14	16	97	6.1	1	18	436	24.2	2
1976—Denver	.....	13	6	71	11.8	1	12	340	28.3	1
1977—Denver	.....	14	1	19	19.0	1	12	245	20.4	2
1978—Denver	.....	12	5	31	6.2	0	17	210	12.4	1
NFL Totals		53	28	218	7.3	3	59	1231	20.9	6

Year	No.	PUNT RETURNS				No.	KICKOFF RETURNS			
		Yds.	Avg.	TD			Yds.	Avg.	TD	
1975	27	312	11.6	0		40	1084	27.1	0	
1976	39	536	13.7	4		22	514	23.4	0	
1977	51	653	12.8	1		20	456	22.8	0	
1978—Denver	36	493	13.7	1		8	222	27.8	0	
NFL Totals	153	1984	12.8	6		90	2276	25.3	0	

**ADDITIONAL STATISTICS:** Recovered one fumble, 1975; recovered three fumbles, 1976; recovered two fumbles, 1977; fumbled twice, 1978.

## NORRIS WEESE

## Quarterback



**Birthdate**—Aug. 12, 1951  
**Birthplace**—Baton Rouge, La.  
**Residence**—Denver, Colo.  
**How Acquired**—FA, 1976  
**College**—Mississippi  
**High School**—Chalmette, La.  
**Height**—6-1  
**Weight**—205  
**Year with Broncos**—4th

An outstanding athlete and certainly one of Denver's most versatile players of all time, he is coming off his best pro season and appears ready to challenge for the number one QB job in '79 ... Shared the backup quarterbacking duties with Craig Penrose and served as the Broncos' "change of pace" quarterback in '78 ... His arm is more than adequate, but his running ability and leadership make him an especially valuable team member ... Missed three games last year with dislocated kneecap, but still set all-time Denver single season completion mark (63.2 percent), and now is all-time Bronco leader with 58.4 completion percentage ... Started and led Denver to a win in first Seattle contest of '78 ... Went 17-for-22 for 228 yards and two TDs in regular season finale vs. Pittsburgh ... Holds for placekicks and is backup punter ... Played most of second half of Super Bowl XII ... Rushed for 120 yards in ten carries in 1976 season finale vs. Chicago Bears ... Underwent minor knee surgery in off-season ... Originally drafted by the Rams in '74, he opted for Hawaii of WFL, returned to and was released by Los Angeles before signing free agent contract with Denver ... Married (Sandra), lives in Denver, and has earned his CPA.

## Professional Record

Year	Club	PASSING						
		Games	Att.	Comp.	Pct.	Yds.	Td	Int.
1974—Hawaii (WFL)	.....	20	280	142	50.7	1847	14	17
1976—Denver	.....	14	47	24	51.1	314	1	6
1977—Denver	.....	14	20	11	55.0	119	1	0
1978—Denver	.....	13	87	55	63.2	723	4	5
NFL Totals	.....	41	154	90	58.4	1156	6	11

Year	Club	Att.	RUSHING			No.	PUNTING		
			Yds.	Avg.	TD		Yds.	Avg.	
1974—Hawaii	.....	37	240	6.5	3	15	540	36.0	
1976—Denver	.....	23	142	6.2	0	52	1852	35.6	
1977—Denver	.....	11	56	5.1	1	1	38	38.0	
1978—Denver	.....	17	48	2.8	1		None		
NFL Totals	.....	51	246	4.8	2	53	1890	35.7	

**ADDITIONAL STATISTICS:** Recovered one fumble, 1976; fumbled three times, 1978.

## CHARLIE WEST

## Safety



**Birthdate**—August 31, 1946  
**Birthplace**—Big Spring, Texas  
**Residence**—Princeton, Minn.  
**How Acquired**—Trade with Detroit, 1978  
**College**—Texas El Paso  
**High School**—Big Spring, Texas  
**Height**—6-1  
**Weight**—195  
**Year with Broncos**—2nd  
**Pro Year**—12th

Acquired in a trade with the Lions prior to the 1978 regular season, he provided Denver with excellent depth in the defensive backfield ... Was in on 17 tackles on defense, and also contributed to all Bronco special teams ... Played in every Denver game last fall ... Led the defensive backs in tackles during his four years with Detroit ... Began pro career as a second round Viking draft choice in 1968, following nine-letter college career at UTEP ... Best pro campaign was '71, when he intercepted seven passes and led club in kickoff and punt returns ... Had a 98-yard punt return in 1968 to tie the NFL record ... Minnesota resident with wife Barbara and two children (Michael and Sandra).

## Professional Record

Year	Club	G	INTERCEPTIONS				PUNT RETURNS			
			No	Yds.	Avg.	TD	No.	Yds.	Avg.	TD.
1968—Minnesota	....	14			None		20	201	10.1	1
1969—Minnesota	....	14			None		39	245	6.3	0
1970—Minnesota	....	14	1	0	0.0	0	29	169	5.8	0
1971—Minnesota	....	14	7	236	33.7	0	18	94	5.2	0
1972—Minnesota	....	14	3	7	2.3	0	16	111	6.9	0
1973—Minnesota	....	5			None		1	0	0.0	0
1974—Detroit	....	13	1	0	0.0	0	6	32	5.3	0
1975—Detroit	....	14			None		22	219	10.0	0
1976—Detroit	....	14	1	0	0.0	0	3	9	3.0	0
1977—Detroit	....	13	1	7	7.0	0		None		
1978—Denver	....	16			None		3	20	6.7	0
NFL Totals	...45		14	250	17.9	0	157	1100	7.0	1

## KICKOFF RETURNS

No.	Yds.	Avg.	TD
22	576	26.2	0
9	240	26.7	0
11	319	29.0	0
25	556	23.2	0
9	196	21.8	0
3	104	34.7	0
4	71	17.8	0
2	41	20.5	0
	None		
1	24	24.0	0
85	2127	25.0	0

**ADDITIONAL STATISTICS:** Recovered one fumble, 1971; recovered two fumbles for 26 yards, 1972; recovered one fumble, 1974

## LOUIS WRIGHT

## Cornerback



**Birthdate**—Jan. 31, 1953  
**Birthplace**—Gilmer, Tex.  
**Residence**—Denver, Colo.  
**How Acquired**—Draft #1, 1975  
**College**—San Jose State  
**High School**—Bakersfield, Calif.  
**Height**—6-2  
**Weight**—195  
**Year with Broncos**—5th

Now firmly established as one of the premier corners in the NFL... Was Pro Bowl selection each of the last two seasons and in 1977 was named AFC Defensive Player of the Year by Football Digest... Has all the tools, and is the squad's fastest player at 4.4 in the Forty... Very strong against the run and is a solid tackler... Now has started 55 consecutive games as a Bronco... Participated in 77 total tackles in each of the past two seasons... Had two interceptions last year and has developed into extremely strong pass defender who does not have many passes thrown into his territory... Returned interception for a score at Oakland in '77, and also had his career long runback of 59 yards the same season... A trackman of note in college, he posted a 9.6 in the 100, a 21.2 in the 220, a 47.6 in the 440, and had a long jump of 25-7... A two-year starter in football, he was an All-Coast selection by AP and UPI... Played in East-West Shrine Game and Senior Bowl... Was second defensive player ever drafted in first round by the Broncos... Married (Vicki) with one daughter (Summer Marie), born in March of 1979.

### Professional Record

Year	Club	Games	INTERCEPTIONS				TD
			No.	Yds.	Avg.		
1975—Denver		10	2	9	4.5		0
1976—Denver		14	0	32	—		0 (yds. on lateral)
1977—Denver		14	3	128	42.7		1
1978—Denver		16	2	2	1.0		0
NFL Totals		55	7	171	24.4		1

**ADDITIONAL STATISTICS:** Recovered one fumble for four yards, 1975; recovered one fumble, 1976; recovered two fumbles, 1978.

### PRONUNCIATION GUIDE

ALZADO	al-ZAY-dough
BLOUNT	BLUNT
CHAVOUS	CHAY-vus
DOLBIN	DOLL-bin
GEHRKE	GUR-key
GRADISHAR	GRAD-i-shar
HILLES	HILL-lis
LATHROP	LAY-th-rup
LATIMER	LATT-i-mur
LYTLE	LIE-tul
MAHER	MARR
NAIRNE	NAIRN
PETKOVSEK	pet-KO-suk
RIZO	RIZ-o
RIZZO	RIZ-o
RUSIN	ROO-sin
TUTEN	TOOT-en
UPERESA	OOP-er-AY-sa

## ROOKIES, FIRST-YEAR PLAYERS





## 1979 DRAFT CHOICES

### KELVIN CLARK

OT

Nebraska

6-3, 267 DOB: January 30, 1956  
Draft Choice #1



Regarded as the strongest offensive linemen in University of Nebraska history, he made five first team All-America squads in 1978, and was an honorable mention All-America in 1977 ... A two-year starter for the Cornhuskers, he twice was an All-Big 8 selection ... Played in the Challenge Bowl and Hula Bowl after his great '78 campaign ... Consistently maintains a 5.0 time in the forty, and has strong leadership qualities ... Married, and a native of Odessa, Texas ... Went to high school in Odessa before being recruited to Nebraska.

### BRUCE RADFORD

DE

Grambling

6-3, 253 DOB: September 5, 1955  
Draft Choice #3



In addition to his excellent size, he has 4.7 speed in the forty, along with very good agility ... Good pass rushing ability, as illustrated by the eight sacks he recorded his senior season ... At Grambling in 1978, he had 93 total tackles (66 unassisted and 27 assists) ... Made the 1978 Mutual Black Radio All-America, Pittsburgh Courier All-America, and Sports Illustrated honorable mention All-America ... Was an All-Southwestern Conference selection and played in '79 Black East-West All-Star Game ... Born and raised in Pineville, Louisiana.

### CHARLES JEFFERSON

DB

McNeese State

6-0, 178 DOB: May 5, 1957  
Draft Choice #4



Can play either cornerback or weak safety, and has excellent pursuit all over the field ... Goes to the ball well and has good hands ... Second in career interceptions at McNeese State with 18, he was a three-year starter who earned numerous college honors ... Made All-Southland Conference three straight seasons and earned honorable mention All-America honors (AP and The Sporting News) in '78 ... Good combination of speed and strength ... A physical education major, he was born in New Orleans and went to high school at Capitol Senior in Baton Rouge, Louisiana.

### RICK LEACH

QB

Michigan

6-1, 192 DOB: May 4, 1957  
Draft Choice #5



One of the best competitors ever at the University of Michigan, he made virtually every 1978 All-America team, and many in 1977 as well ... All-Big 10 for three years, his numerous honors include the Football News College Player-of-the-Year Award ... Michigan's all-time leader in almost all major passing categories, he is the Big 10 record holder in TD passes (48) and total offense (6,460 yards), and he holds the NCAA record in total touchdowns rushing and passing with 82 ... A four-year starter for the Wolverines, he was the team's 1978 MVP and was co-MVP in the '79 Rose Bowl ... Born in Ann Arbor, he attended Flint Southwestern High School in Flint, Michigan.

### JEFF MCINTYRE

LB

Arizona State

6-3, 232 DOB: September 30, 1955  
Draft Choice #6



An excellent athlete, he played several positions in college, including running back, and was the sixth man on the Sun Devil basketball team ... Strong and fast, he is a very tough hitter who can be a good special teams player, as well as playing linebacker ... Born in Beaumont, Texas, he is a graduate of Mount Carmel High School in Los Angeles ... Majored in business management and sales ... Very impressive at the Broncos' May mid-camp ... Has pet snakes.

### LUKE PRESTRIDGE

P

Baylor

6-3, 225 DOB: September 7, 1956  
Draft Choice #7



A good all-around punter who combines distance with good hang time, and also was a good directional kicker in college ... Strong physical type who is capable of powering the ball ... His 43.7 yard average as a junior set school record, and his 42.7 mark in 1978 was third in the conference and 13th in the nation ... Longest kick was a 79-yarder in '77 ... Born in Houston and attended Starkstown High School in Houston ... Majored in business.

### CHARLIE TAYLOR

WR

Rice

6-2, 191 DOB: July 23, 1957  
Draft Choice #9



A good athlete who has the size and speed desired in a wide receiver ... Has been timed at 4.5 in the forty, and was an excellent dashman and long jumper on the Rice track team ... Born in Fort Worth, Texas, and attended O. D. Wyatt High School in Fort Worth.

**ZACHARY DIXON RB****Temple****6-0, 200 DOB: March 5, 1956**  
**Draft Choice #11**

Averaged 4.9 yards per carry in senior season at Temple ... Has good running instincts, including foot quickness, balance, and the ability to find daylight ... Earned All-America honors at Dean (Mass.) Junior College before moving on to Temple ... Attended Cathedral High in Dorchester, Massachusetts.

**DAVE JACOBS K****Syracuse****5-7, 151 DOB: July 15, 1957**  
**Draft Choice #12**

Has an extremely strong leg ... Received All-America mention as a senior, and was first team All-Eastern College Athletic Conference four straight years ... Scored 234 points in college and hit 53 field goals, tying for second on NCAA career FG list ... Provided margin of victory via FG six times, kicked 54 straight extra points, and had a career long FG of 58 yards in college days ... Syracuse's all-time leading scorer, he successfully kicked eight PATS in '79 East-West Shrine Game, a record ... Consistency improved each year.

**1979 FREE AGENTS****TONY BARNES (1) TE****Drake****6-4, 225 DOB: March 25, 1955**

Last played college football in 1977, and had a 1978 tryout with the Kansas City Chiefs ... Played minor league football last year for the Newton Nite Hawks ... Has good size for tight end position.

**KENNY BROWN (1) C-G****New Mexico****6-3, 245 DOB: April 19, 1954**

Back for his second camp with the Broncos, he had a tryout here in 1977 ... Has played both center and guard, and had 1975 auditions with both New Orleans and Oakland ... Had an impressive showing in Denver's 1979 May mini-camp.

**CURTIS BUMGARNER (1)P****Carson-Newman****6-1, 177 DOB: April 5, 1955**

A punter exclusively, he is a 1977 graduate of Carson-Newman who is taking his first shot at pro football ... A native of Hickory, North Carolina ... Up against strong competition for a job.

**KENT CAMPBELL DE****Colorado State****6-1, 238 DOB: February 20, 1957**

A Denver native, he graduated from Wheat Ridge High School before moving on to CSU, where he played from 1975 through 1978 ... Married (Kathy) and makes Fort Collins his present home.

**HERMAN COULTER RB****Alabama A & M****6-0, 200 DOB: December 4, 1955**

Very good speed and agility, he ran a 4.6 forty and posted a 33 inch vertical jump in May mini-camp ... Played college football with tackle Frank Smith of the Broncos ... Graduated in May 1979.

**KEITH CREDIT (1) WR****Kent State****6-3, 180 DOB: August 24, 1956**

Earned a contract with a strong showing at the May mini-camp, running a strong forty and catching the ball well ... A native of Washington, D.C., he graduated from college in '77 and is in his first pro camp.

**BOB DAVIS RB****Wyoming****5-11, 200 DOB: March 17, 1956**

Played in this area for four years at Wyoming (1975-78), and earned his ticket to summer camp via a strong showing in May at rookie camp ... An Ohio native, he graduated from Wyoming in July 1979.

**RUSSELL ELLIS RB****Nevada (Las Vegas)****5-11, 192 DOB: December 13, 1956**

Signed just prior to the May camps, he concluded collegiate play in 1978 ... Attended junior college in Los Angeles area ... A native of Houston, Texas.

**GERALD GOREN LB****Hayward State****6-3, 215 DOB: January 27, 1957**

Born in Tacoma, Washington, he went to high school in Modesto, California, and also attended Modesto Junior College ... Finished collegiate play in '78 and signed with Broncos right after 1979 draft.

**ARCHIE GRAY (1) WR****Wyoming****6-1, 185 DOB: March 13, 1953**

Had a fine Western Athletic Conference career at Wyoming, and had a brief trial with the Los Angeles Rams in 1977 ... Played for Montreal in Canadian Football League in '77 and had a tryout with Winnipeg of the same circuit last year ... A native of Omaha, Nebraska.

**JAMES HARRELL LB****Florida****6-1, 215 DOB: July 19, 1957**

After a good four-year career at Florida, he signed with Denver right after the 1979 draft ... Had steady performance at May mini-camp ... Native of Tampa, Florida.

**RANDY HARRISON S****Notre Dame****6-2, 210 DOB: June 18, 1956**

Born and raised in Hammond, Indiana, he attended Hammond High before going to Notre Dame ... Redshirted in 1976, he concluded his college career last season and signed with the Broncos following the draft.

**JEFF HILLES                      CB                      Ball State****6-0, 186    DOB: November 21, 1956**

A teammate of Bronco defensive back Maurice Harvey in college ... Had a solid mini-camp in May ... Born in Athens, Ohio, graduated from Northside High in Muncie, Indiana ... Graduated from college in May '79.

**MARK HODGE                      TE                      Georgia****6-5, 228    DOB: January 5, 1958**

Big, strong tight end with outstanding height for the position ... Had a good college career at Georgia, and signed with Denver right after draft ... A native of Spartanburg, South Carolina.

**DAVID HUBBARD (1)                      OT                      Brigham Young****6-7, 275    DOB: September 29, 1955**

The tallest player signed by the Broncos, and one of the heaviest as well, he was a standout lineman at Brigham Young during his college days ... A native of Vallejo, California, he went to high school in Napa, California ... Last played collegiately in '76.

**MITCH JOHNSON (1)                      K                      Southern Colorado****5-10, 195    DOB: September 28, 1956**

Had excellent career at Southern Colorado after graduating from Fountain High School in Fountain, Colorado ... Very impressive in May mini-camp ... A mid-camp cut of the Atlanta Falcons last year ... Born in Monterey, California.

**CHARLES KEYS (1)                      C-G                      Mississippi State****6-3, 256    DOB: July 4, 1955**

A veteran of earlier camps with the Atlanta, San Diego, and Buffalo clubs, he concluded his college play in 1976 ... Born in Jackson, Mississippi, he went to high school in Clinton ... One of several strong hopefuls in the offensive line.

**KIT LATHROP (1)                      DT                      Arizona State****6-5, 255    DOB: August 10, 1956**

Earlier trials were with Philadelphia and Detroit in 1978 ... Played on junior college level before going to Arizona State, where he finished college play in '77 ... Born and raised in San Jose, California.

**TOM MAHER (1)                      TE                      California State  
(Los Angeles)****6-3, 235    DOB: July 12, 1953**

An Illinois native with all his college experience in California, including a stay at Pasadena City College ... Graduated from Cal State after winding up football play in 1975 ... Played minor league football (San Gabriel Valley Saints) in California League during 1977-78.

**STEVE McDANIELS (1) OT                      Notre Dame****6-6, 265    DOB: November 2, 1955**

A four-year player at Notre Dame who graduated after the 1977 season, and had a tryout with the San Francisco 49ers in 1978 ... Seattle native who went to high school in Renton, Washington ... Strong, physical player.

**ED McDONALD                      DE                      California State  
(San Luis Obispo)****6-5, 250    DOB: 6/1/56**

Another of the big line prospects coming into camp, he is a native of Glendale, California, and makes his home in Santa Maria ... Went to Santa Maria High and Hancock Junior College ... Signed right after '79 draft.

**CURTIS MINOR (1)                      CB                      Fresno State****5-11, 183    DOB: July 28, 1952**

Brother of Bronco tackle Claudie Minor ... Born and raised in Pomona, California, and went to San Diego Mesa JC before concluding college career at Fresno State, where he played in '76 and '77 ... Makes his home in Fresno.

**CHARLES PEAL (1)                      OT                      Indiana****6-3, 270    DOB: February 3, 1956**

A native of Springfield, Ohio, he went to high school there and then attended Garden City Junior College one year ... A three-year player at Indiana, he was in the Los Angeles Rams camp in 1978 ... Impressive physical specimen.

**LARRY PETKOVSEK                      OT                      Kentucky****6-5, 255    DOB: February 11, 1956**

Finished college eligibility in 1978 and graduated from Kentucky in May, 1979 ... Injured and redshirted for '75 season ... Cleveland native who graduated from Normandy High in Parma, Ohio ... Had an excellent 33-inch vertical jump at May mini-camp.

**SCOTT PIPER (1)                      WR                      Arizona****6-1, 190    DOB: June 18, 1954**

Local product who prepped at Lakewood High School ... Drafted by Buffalo in '76, he played 13 games for the Atlanta Falcons that season ... Had excellent senior season (1975) at Arizona, with 49 catches and seven TDs ... Born in Philadelphia, he resides in Denver ... Sprained a knee in May mini-camp this year.

**BOB RATHER                      LB                      Nevada (Las Vegas)****6-2, 230    DOB: December 27, 1957**

The only member of the team born outside the United States, he is a native of Oslo, Norway ... Went to high school in Las Vegas, and attended University of Arlington (Texas) before going to UNLV ... Signed with Denver right after '79 draft.

**RANDY RIZO                      DT                      Nevada (Las Vegas)****6-0, 250    DOB: March 9, 1956**

Extremely strong player who bench pressed his own weight 29 times in May mini-camp, best strength performance of the camp ... Born in Pomona, he went to high school in Chino, California ... Signed following '79 draft.

**STANLEY RUSIN LB****Mesa College****6-4, 230 DOB: December 4, 1956**

Earned his way to July camp with a very impressive showing in a one-day trial at the May mini-camp ... Played collegiately in Grand Junction at Mesa College (1975-78) ... Born in Niagara Falls, New York ... Very good size.

**JIM RYAN LB William & Mary****6-1, 212 DOB: May 18, 1957**

A Camden, New Jersey native who graduated from William and Mary in May '79, after concluding an exceptional career as a four-year letterman ... Excellent college linebacker, he signed with Broncos immediately following 1979 draft ... Graduated from Bishop Eustace Prep in Pennsauken, New Jersey.

**JAY SHERRILL (1) K North Carolina State****6-3, 185 DOB: May 28, 1956**

A placekicker-punter who was born in Norfolk, Virginia, he looked good in a trial with the Dallas Cowboys in '78 ... Soccer-style kicker ... Attended Fort Union Military Academy and Maury High in Norfolk ... Had an impressive performance in May mini-camp.

**TONY STEPHENS WR Florida****6-2, 188 DOB: May 16, 1957**

An impressive college receiver whom Denver signed right after the '79 NFL draft, he posted good statistics each year at Florida ... Had 28 catches in his senior season ... Born in Bradenton and prepped in Sarasota, Florida.

**DAVE STUDDARD (1) OT Texas****6-4, 255 DOB: November 22, 1955**

One of the most impressive players in the May camp, he is a good candidate at offensive tackle ... Excellent size and upper body strength ... Drafted by the Colts in '78, he played under Bronco line coach Whitey Dovell in Baltimore ... San Antonio native who made two All-Conference second teams while at Texas ... Three-year college letterman.

**TONY SUMLER (1) DB Wichita State****5-10, 185 DOB: April 10, 1956**

Completed his college play in 1977 and had a '78 tryout with the Detroit Lions ... Detroit native who graduated from Chadsey High School there ... Showed lots of promise in mini-camp ... Four-year player at Wichita State.

**VINCE THOMPSON RB Villanova****6-1, 225 DOB: February 21, 1957**

A four-year performer at Villanova, he signed with Denver following the '79 draft ... A native of Trenton, New Jersey, he prepped at Woodrow Wilson HS in Levittown, Pennsylvania, where he makes his current home.

**RICH TUTEN DT****Clemson****6-1, 237 DOB: December 30, 1953**

Another Bronco signee after the '79 draft, he played just three years of college football (1976-78), but was an impressive looking prospect ... Born in Columbia, South Carolina, he attended Wakefield HS in Arlington, Virginia.

**KEITH UPERESA (1) G Brigham Young****6-3, 275 DOB: July 28, 1955**

Interior line prospect with tremendous size, he looked very good in Broncos' May mini-camp ... Was outstanding performer for four seasons at BYU ... Almost made the Oakland Raiders' roster in '78 ... Born in Honolulu, Hawaii, he went to Punahou HS in Honolulu.

**STEVE WATSON WR Temple****6-4, 193 DOB: May 28, 1957**

Signed by Denver right after the '79 draft, he too was most impressive in May camp ... Ran a 4.5 forty, the best in camp, and caught the ball very well ... Outstanding size as a wide receiver prospect ... Born in Baltimore, he went to St. Mark's HS in Wilmington, Delaware.

**RAYE WILLIAMS DB Arizona State****6-3, 200 DOB: March 24, 1956**

Strong player with excellent size, he played on the same defense in '78 with Bronco draftee Jeff McIntyre ... Signed Denver contract following '79 draft ... Born in Portland, he matriculated at Centennial HS in Gresham, Oregon.

**VETERAN ROSTER ANALYSIS**

Year	Draft	Trade	Free Agents/Waivers
1969	Bill Thompson - 3		
1970	None		
1971	Lyle Alzado - 4a	Jim Turner - Jets	
1972	Riley Odoms - 1	Haven Moses - Bills	
1973	Otis Armstrong - 1		
	Barney Chavous - 2		
	Paul Howard - 3a		
	Tom Jackson - 4		
	John Grant - 7b		
1974	Randy Gradishar - 1	Jon Keyworth - Redskins	Joe Rizzo
	Claudie Minor - 3		
1975	Louis Wright - 1		Jack Dolbin
	Rick Upchurch - 4b		Bob Swenson
	Rubin Carter - 5b		
	Steve Foley - 8		
1976	Tom Glassic - 1	Godwin Turk - Jets	Glenn Hyde
	Craig Penrose - 4		Chris Pane
	Lonnie Perrin - 5		John Schultz
	Larry Evans - 4		Norris Weese
1977	Steve Schindler - 1	Craig Morton - Giants	Bucky Dilts
	Rob Lytle - 2	B. Jackson - Bengals	Ron Egloff
	Bill Bryan - 4	Jim Jensen - Cowboys	Brisson Manor
			Rob Nairne
1978	Don Latimer - 1	Tom Neville - Patriots	Larry Canada
	Vince Kinney - 10	Charlie West - Lions	Maurice Harvey
			Bob Moore
			Dave Preston



# THE 1978 SEASON



# FINAL REGULAR SEASON STATISTICS

## RESULTS AND ATTENDANCE

Denver 14, Oakland 6	74,904
Minnesota 12, Denver 9 (OT)	46,508
Denver 27, San Diego 14	74,983
Denver 23, Kansas City 17 (OT)	60,593
Denver 28, Seattle 7	74,989
San Diego 23, Denver 0	50,077
Denver 16, Chicago 7	75,008
Baltimore 7, Denver 6	54,057
Denver 20, Seattle 17 (OT)	62,948
N.Y. Jets 31, Denver 28	74,983
Denver 19, Cleveland 6	70,856
Denver 16, Green Bay 3	74,965
Detroit 17, Denver 14	71,785
Denver 21, Oakland 6	53,932
Denver 24, Kansas City 3	74,149
Pittsburgh 21, Denver 17	74,104

## Team Statistics

	Broncos	Opponent
TOTAL FIRST DOWNS	294	251
Rushing	129	106
Passing	137	120
Penalty	28	25
Third Down: Made/Att.	81/226	88/249
Third Down Efficiency	36%	35%
TOTAL NET YARDS	4829	4448
Avg. Per Game	301.8	278.0
Total Plays	1039	1016
Avg. Per Play	4.6	4.4
NET YARDS RUSHING	2451	1979
Avg. Per Game	153.2	123.7
Total Rushes	601	549
NET YARDS PASSING	2378	2469
Avg. Per Game	148.6	154.3
Tackled/Yards Lost	48/332	30/243
Gross Yards	2710	2712
Attempts/Completions	391/217	438/246
Pct. of Completions	55%	56%
Had Intercepted	17	31
PUNTS/AVERAGE	96/36.4	88/39.9
NET PUNTING AVERAGE	32.8	29.9
PENALTIES/YARDS	132/1097	114/894
FUMBLES/BALL LOST	28/17	28/13
TOUCHDOWNS	36	21
Rushing	15	12
Passing	17	9
Returns	4	0
TOTAL POINTS	282	198

## Score by Periods

	1	2	3	4	OT	Total
BRONCOS	58	55	71	89	9	282
Opp. Total	44	75	50	26	3	198

Rushing					
	Att.	Yds.	Avg.	LG	TD
Perrin	108	455	4.2	28	4
Keyworth	112	444	4.0	30	3
Armstrong	112	381	3.4	20	1
Canada	79	365	4.6	47	3
Lytle	81	341	4.2	25	2
Preston	66	296	4.5	16	1
Morton	17	71	4.2	12	0
Weese	17	48	2.8	8	1
Upchurch	5	31	6.2	11	0
Foley	1	14	14.0	14	0
Odoms	2	5	2.5	7	0
Penrose	1	0	0.0	0	0
BRONCOS TOTAL	601	2451	4.0	47	15
Opp. Total	549	1979	3.6	76	12

Passing						
	Att.	Comp.	Yds.	Pct.	Avg./ Att.	TD
Weese	87	55	723	.632	8.31	4
Morton	267	146	1802	.547	6.75	11
Penrose	37	16	185	.432	5.00	2
BRONCOS TOTAL	391	217	2710	.555	6.93	17
Opp. Total	438	246	2712	.562	6.19	9

Passing						
	Pct. TD	Int.	Pct. Int.	LG	Lost/ Att.	Rating
Weese	.046	5	.057	31	12/94	80.9
Morton	.041	8	.030	42T	36/238	76.9
Penrose	.054	4	.108	29	0/0	37.3
BRONCOS TOTAL	.043	17	.043	42T	48/332	73.6
Opp. Total	.021	31	.071	75T	30/243	52.1

Receiving					
	No.	Yds.	Avg.	LG	TD
Odoms	54	829	15.4	42T	6
Moses	37	744	20.1	42	5
Dolbin	24	284	11.8	21	0
Preston	24	199	8.3	21	1
Keyworth	21	166	7.9	20	1
Upchurch	17	210	12.4	29T	1
Armstrong	12	98	8.2	19	1
Perrin	10	54	5.4	13	1
Canada	6	37	6.2	12	0
Lytle	6	37	6.2	10	0
Egloff	4	33	8.3	15	1
Kinney	1	23	23.0	23	0
Turner	1	-4	-4.0	-4	0
BRONCOS TOTAL	217	2710	12.4	42	17
Opp. Total	246	2712	11.0	75T	9

Interceptions					
	No.	Yds.	Avg.	LG	TD
Jackson B.	6	128	21.2	38	0
Foley	6	84	14.0	30	0
Gradishar	4	19	4.8	8	0
Thompson	4	0	0.0	0	0
Jackson T.	3	28	9.3	28T	1
Rizzo	3	10	3.3	10	0
Turk	2	36	18.0	22	0
Wright	2	2	1.0	2	0
Swenson	1	0	0.0	0	0
BRONCOS TOTAL	31	307	9.9	38	1
Opp. Total	17	195	11.5	61	0

Punting							
	No.	Yds.	Avg.	TB	In 20	LG	Blk.
Dilts	96	3494	36.4	6	23	73	0
BRONCOS TOTAL	96	3494	36.4	6	23	73	0
Opp. Total	86	3510	40.8	15	14	60	2

	Scoring					
	TDR	TDP	TDRI	PAT	FG	TP
Turner				31/35	11/22	64
Odoms		6				36
Perrin	4	1				30
Moses		5				30
Keyworth	3	1				24
Canada	3					18
Armstrong	1	1				12
Upchurch		1	1			12
Lytle	2					12
Preston	1	1				12
Weese	1					6
Thompson			1			6
Gradishar			1			6
Jackson T.			1			6
Egloff		1				6
BRONCOS TOTAL	15	17	4	31/35	11/22	*282
Opp. Total	12	9	0	21/21	17/27	198
*Includes 1 safety.						

\*Includes 1 safety.

	Punt Returns					
	No.	FC	Yds.	Avg.	LG	TD
Upchurch	36	2	493	13.7	75T	1
Preston	10	0	68	6.8	23	0
West	3	2	20	6.7	12	0
Thompson	1	0	3	3.0	3	0
Pane	1	0	-2	-2.0	1	0
BRONCOS TOTAL	51	4	582	11.4	75T	1
Opp. Total	47	21	226	4.8	55	0

Kickoff Returns					
	No.	Yds.	Avg.	LG	TD
Perrin	12	256	21.3	33	0
Jackson B.	9	209	23.2	40	0
Upchurch	8	222	27.8	41	0
Preston	7	154	22.0	32	0
Keyworth	2	24	12.0	13	0
Pane	1	29	29.0	29	0
West	1	24	24.0	24	0
Schultz	1	20	20.0	20	0
Turk	1	14	14.0	14	0
BRONCOS TOTAL	42	952	22.6	41	0
Opp. Total	52	1223	23.5	51	0

Field Goals						
	1-19	20-29	30-39	40-49	50+	Total
Turner	1-1	3-4	3-7	4-8	0-2	11-22
Opp. Total	2-3	8-9	4-7	3-8	0-0	17-27

## GAMES PLAYED (Regular Season)

Alzado 16, Armstrong 16, Bain 1, Bryan 13, Canada 16, Carter 16, Chavous 16, Dilts 16, Dolbin 16, Egloff 8, Evans 16, Foley 16, Glassic 11, Gradishar 16, Grant 16, Harvey 16, Howard 13, Hyde 15, B. Jackson 16, T. Jackson 16, Keyworth 16, Kinney 8, Latimer 14, Lytle 13, Manor 16, Maples 16, Minor 16, Moore 8, Morton 14, Moses 16, Nairne 16, Neville 16, Odoms 16, Pane 5, Penrose 4, Perrin 16, Preston 16, Rizzo 14, Schindler 14, Schultz 4, Smith 11, Swenson 16, Thompson 16, Turk 16, Turner 16, Upchurch 12, Weese 13, West 16, Wright 16.

## 1978 Defensive Statistics

(Unofficial)

Player	1st Hits	Assts	Tckls	Scks	PD	FF	FR	Yds.	TD
Alzado	77	41	118	9	1	1	0	0	0
Carter	83	59	142	6½	0	0	1	0	0
Chavous	66	55	121	4	1	1	0	0	0
Evans	10	8	18	0	0	0	0	0	0
Foley	47	9	56	0	17	0	0	0	0
Gradishar	196	90	286	0	10	0	2	30	1
Grant	16	13	29	1½	0	0	2	0	0
Harvey	0	0	0	0	0	0	0	0	0
Jackson, B.	60	31	91	0	7	0	0	0	0
Jackson, T.	67	59	126	3	9	0	0	0	0
Latimer	32	10	42	2	2	0	0	0	0
Manor	29	18	47	½	1	0	0	0	0
Nairne	19	16	35	1	4	0	0	0	0
Rizzo	78	64	142	2	0	1	1	0	0
Smith	11	14	25	0	1	0	1	0	0
Swenson	104	70	174	1½	9	2	1	4	0
Thompson	75	32	107	0	8	1	2	4	1
Turk	17	12	29	0	1	1	0	0	0
West	6	11	17	0	0	0	0	0	0
Wright	59	18	77	0	11	0	2	0	0
Totals	1052	630	1682	31	82	7	12	38	2

PD—Passes defended

FF—Fumbles forced

FR—Fumbles recovered

## TOP PERFORMANCES OF 1978

### Individual

**RUSHING**—Rob Lytle, 16-110, vs. Green Bay (11/19). **PASSING**—Craig Morton, 19-22-1, 283 yards, 3 TD, vs. Kansas City (12/10). **RECEIVING**—Riley Odoms, 7 catches for 165 yards, 2 TD, vs. Kansas City (12/10). **INTERCEPTIONS**—Steve Foley, 2, vs. Chicago (10/16), and Randy Gradishar, 2, at Seattle (10/29). **KICKOFF RETURNS**—Most returns: Bernard Jackson, 4, at Seattle (10/29). Most yards: Rick Upchurch, 103, at Oakland (12/3). **PUNT RETURNS**—Rick Upchurch, 8 for 87, at Baltimore (10/22). **SCORING**—Riley Odoms, 12, vs. Kansas City (12/10). Lonnie Perrin, 12, vs. San Diego (9/17).

### Team

**TOTAL OFFENSE**—461 (190 rushing, 271 passing) vs. Kansas City (12/10). **RUSHING**—278 at Seattle (10/29). **PASSING**—271 vs. Kansas City (12/10). **SCORING**—28 vs. Seattle (10/1), and 28 vs. New York Jets (11/5). **TOTAL DEFENSE**—199, vs. Kansas City (12/10). **RUSHING DEFENSE**—84, vs. Green Bay (11/19). **PASSING DEFENSE**—89, at Kansas City (9/24). **SCORING DEFENSE**—3, vs. Green Bay (11/19), and 3, vs. Kansas City (12/10).

### Longest Plays

**RUN FROM SCRIMMAGE**—Larry Canada, 47 yards, vs. Kansas City (12/10). **PASS PLAY**—Craig Morton to Riley Odoms, 42 yards (touchdown), at Kansas City (9/24). Craig Morton to Haven Moses, 42 yards, at Cleveland (11/12). **KICKOFF RETURN**—Rick Upchurch, 41 yards, at Oakland (12/3). **PUNT RETURN**—Rick Upchurch, 75 yards, vs. San Diego (9/17). **INTERCEPTION**—Bernard Jackson, 38 yards, vs. New York Jets (11/5). **PUNT**—Bucky Dilts, 73 yards, vs. New York Jets (11/5). **FIELD GOAL**—Jim Turner, 45 yards, vs. Chicago (10/16), and 45 yards, vs. Pittsburgh (12/16).

## BRONCOS DEPARTMENTAL LEADERS

Category	Player	AFC Rank	AFC Leader	NFL Rank	NFL Leader
Scoring	Turner—64	14th	Leahy, NE—107	T-24th	Corral, LA—118
Rushing	Perrin—455	28th	Campbell, Hou—1450	55th	Campbell, Hou—1450
Passing	Morton—146-267, 1802 yards, 11 TD, 8 int., 77.0 rating	5th	Bradshaw, Pitt—84.8	7th	Staubach, Dall—84.9
Receiving	Odoms—54	6th	Largent, Sea—71	12th	Young, Minn—88
Punting	Odoms—829	6th	Largent, Sea—1168	10th	Largent, Sea—1168
Interceptions	Dilts—36.4 avg.	13th	McInally, Cin—43.1	23rd	McInally, Cin—43.1
Kickoff returns	Foley—6	T-2nd	Darden, Clev—10	T-5th	Darden, Clev—10
Punt returns	B. Jackson—6	T-2nd	Wright, Clev—26.3	T-5th	Odom, GB—27.1
	Upchurch—27.8 avg.	Non-qualifier	Upchurch, Den—13.7	Non-qualifier	Upchurch, Den—13.7
	Upchurch—13.7 avg.	1st		1st	

## HOW THE BRONCOS RANKED

### OFFENSE

Category	Bronco Total
Points scored	282
First downs	294
Total plays	1039
Total yards	4829
Rushing yards	2451
Passing yards	2710
Penalties	132
Penalty yards	1092
Fumbles	28
Fumbles lost	17

### AFC Rank

11th	Miami — 372
6th	Seattle — 345
7th	San Diego — 1099
10th	New England — 5965
5th	New England — 3165
9th	San Diego — 3566
1st	Denver — 132
3rd	Cleveland — 1170
T-8th	Cleveland — 50
T-5th	Cleveland — 29

### NFL Rank

15th	Dallas — 384
10th	Seattle — 345
12th	Minnesota — 1127
14th	New England — 5965
8th	New England — 3165
17th	San Diego — 3566
2nd	Los Angeles — 133
4th	Cleveland — 1170
T-12th	San Francisco — 56
T-9th	Cleveland — 29

### NFL Leader

Dallas — 384
Seattle — 345
Minnesota — 1127
New England — 5965
New England — 3165
San Diego — 3566
Los Angeles — 133
Cleveland — 1170
San Francisco — 56
Cleveland — 29

### DEFENSE

Points allowed	198
Touchdowns rushing	12
Touchdowns passing	9
Total first downs	251
Rushing	106
Passing	120
Penalty	25
Total yards allowed	4449
Rushing	1979
Passing	2712
Interceptions	31
Takeaways — Giveaways	+10

2nd	Pittsburgh — 195
T-2nd	Pittsburgh — 11
1st	Denver — 9
1st	Denver — 251
T-2nd	New England — 100
4th	Buffalo — 104
7th	New England — 15
2nd	Pittsburgh — 4168
3rd	Pittsburgh — 1774
2nd	Buffalo — 2156
2nd	Miami — 32
2nd	Miami — (+23)

2nd	Pittsburgh — 195
T-3rd	New Orleans — 9
1st	Denver — 9
4th	Los Angeles — 229
4th	Dallas — 83
5th	Buffalo — 104
9th	New England — 15
6th	Los Angeles — 3893
6th	Dallas — 1721
8th	Buffalo — 2156
2nd	Miami — 32
T-2nd	Miami — (+23)

## GAME-BY-GAME REVIEW

### BRONCOS 14, OAKLAND 6 Sunday, September 3 at Denver

Oakland	0	0	3	3	—	6
Denver	0	7	0	7	—	14

Den — Moses 6 pass from Morton (Turner kick)

Oak — Mann 23 FG

Oak — Mann 22 FG

Den — Armstrong 1 run (Turner kick)

ATT — 74,904

### TEAM STATISTICS

	Oak	Den
First downs	16	13
Total net yards	318	152
Net yards rushing	117	144
Net yards passing	201	8
Total plays	67	57
Passes	29-12-2	13-5-1
Return yards	90	40
Penalty yards	68	10

### INDIVIDUAL STATISTICS

#### Oakland

**RUSHING** — Davis 10-5, Robiskie 3-7, van Eeghen 20-89, Banaszak 3-10, Russell 1-6.

**PASSING** — Stabler 12-29-2, 212 yards.

**RECEIVING** — Branch 2-58, Davis 2-19, Robiskie 1-21, van Eeghen 1-12, Casper 2-35, Biletnikoff 1-18, Bradshaw 2-36, Banaszak 1-13.

#### Denver

**RUSHING** — Lytle 6-16, Keyworth 8-41, Preston 6-18, Perrin 8-29,

Upchurch 1-8, Armstrong 4-(-2), Weese 1-6, Morton 1-0, Canada

6-28. **PASSING** — Morton 5-13-1, 34 yards.

**RECEIVING** — Upchurch 1-4, Odoms 1-6, Dolbin 1-13, Moses 1-6, Preston 1-5.

### VIKINGS 12, BRONCOS 9 (OT) Monday, September 11 at Minnesota

Denver	0	0	0	9	0	9
Minnesota	3	0	6	0	3	12

Min — Danmeier 24 FG

Min — Danmeier 46 FG

Min — Danmeier 21 FG

Den — Keyworth 1 run (kick blocked by Page)

Den — Turner 25 FG

Min — Danmeier 44 FG

ATT — 46,508

### TEAM STATISTICS

	Den	Min
First downs	18	12
Total net yards	231	206
Net yards rushing	102	101
Net yards passing	129	105
Total plays	67	72
Passes	32-15-3	34-15-3
Return yards	105	60
Penalty yardage	50	35



## INDIVIDUAL STATISTICS

### Denver

**RUSHING**—Armstrong 14-64, Keyworth 6-13, Perrin 7-22, Canada 1-3, Morton 1-0. **PASSING**—Morton 9-21-2, 90 yards; Weese 6-11-1, 81 yards. **RECEIVING**—Keyworth 4-27, Upchurch 3-30, Perrin 1-(-1), Moses 3-53, Odoms 2-41, Armstrong 1-6, Egloff 1-15.

### Minnesota

**RUSHING**—Foreman 22-59, Young 7-16, R. Miller 5-12, Tarkenton 1-4, Kramer 1-10. **PASSING**—Tarkenton 13-27-3, 98 yards; Kramer 2-7-0, 22 yards. **RECEIVING**—Rashad 2-9, White 2-27, Foreman 4-28, Tucker 1-6, Young 3-19, R. Miller 3-31.

## BRONCOS 27, CHARGERS 14

### Sunday, September 17 at Denver

San Diego	0	14	0	0	—	14
Denver	7	0	6	14	—	27

Den—Egloff 2 pass from Weese (Turner kick)  
SD—Fouts 3 run (Benirschke kick)  
SD—Jefferson 20 pass from Fouts (Benirschke kick)  
Den—Perrin 1 run (kick failed)  
Den—Upchurch 75 punt return (Turner kick)  
Den—Perrin 21 run (Turner kick)  
ATT—74,983

### TEAM STATISTICS

	SD	Den
First downs	18	21
Total net yards	315	314
Net yards rushing	101	137
Net yards passing	214	177
Total plays	62	68
Passes	19-33-2	18-31-0
Return yards	152	98
Penalty yardage	53	85

## INDIVIDUAL STATISTICS

### San Diego

**RUSHING**—Woods 8-16, Mitchell 6-27, Bauer 1-(-1), Matthews 11-56, Fouts 1-3. **PASSING**—Fouts 19-32-2, 230 yards. **RECEIVING**—Matthews 4-28, Jefferson 3-51, Joiner 2-61, Mitchell 5-42, Klein 2-31, Woods 3-17.

### Denver

**RUSHING**—Armstrong 13-39, Keyworth 5-26, Perrin 9-56, Morton 1-3, Preston 1-8, Canada 1-(-4), Weese 4-9. **PASSING**—Morton 12-22-0, 141 yards; Weese 6-9-0, 60 yards. **RECEIVING**—Odoms 5-69, Perrin 2-13, Moses 2-45, Egloff 2-11, Preston 1-4, Dolbin 1-5, Armstrong 2-34, Upchurch 2-12, Keyworth 1-8.

## BRONCOS 23, CHIEFS 17 (OT)

### Sunday, September 24 at Kansas City

Denver	7	3	7	0	6	23
Kansas City	7	3	7	0	0	17

Den—Odoms 42 pass from Morton (Turner kick)  
KC—Livingston 1 run (Stenerud kick)  
Den—Turner 42 FG  
KC—Stenerud 46 FG  
KC—Reed 15 run (Stenerud kick)  
Den—Canada 3 run (Turner kick)  
Den—Preston 1 run  
ATT—60,593

## DEPTH CHART AS OF JUNE 1, 1979

### OFFENSE

**Wide Receiver**—Jack Dolbin, Rick Upchurch, John Schultz, Charlie Taylor, Steve Watson, Keith Credit

**Left Tackle**—Claudie Minor, Frank Smith, Kelvin Clark, Steve McDaniels

**Left Guard**—Tom Glassic, Steve Schindler, Keith Uperesa

**Center**—Bill Bryan, Kenny Brown, Charles Keys, Lee Gross

**Right Guard**—Paul Howard, Glenn Hyde, Charles Peal

**Right Tackle**—Tom Neville, Dave Studdard, David Hubbard, Larry Petkovsek

**Tight End**—Riley Odoms, Ron Egloff, Tom Maher, Tony Barnes, Mark Hodge

**Quarterback**—Craig Morton, Norris Weese, Craig Penrose, Jeb Blount

**Wide Receiver**—Haven Moses, Vince Kinney, Archie Gray, Scott Piper, Tony Stephens

**Running Back**—Otis Armstrong, Rob Lytle, Dave Preston, Zachary Dixon, Russell Ellis, Herman Coulter, Bob Davis

**Running Back**—Jon Keyworth, Lonnie Perrin, Larry Canada, Jim Jensen, Vince Thompson

**Kicker**—Jim Turner, Mitch Johnson, Fred Steinfert, Dave Jacobs

**Punter**—Bucky Dilts, Luke Prestridge, Jay Sherrill

### DEFENSE

**Left End**—Barney Chavous, John Grant, Bruce Radford, Kent Campbell

**Nose Tackle**—Rubin Carter, Don Latimer, Randy Rizo, Rich Tuten, Stanley Rusin

**Right End**—Lyle Alzado, Brison Manor, Kit Lathrop, Eddie McDonald

**Outside Linebacker**—Bob Swenson, Rob Nairne

**Inside Linebacker**—Joe Rizzo, Ken Moore, Bob Rather, James Harrell

**Inside Linebacker**—Randy Gradishar, Jeff McIntyre

**Outside Linebacker**—Tom Jackson, Larry Evans, Jim Ryan, Gerald Goren

**Left Corner**—Louis Wright, Chris Pane, Tony Sumler, Jeff Hilles

**Strong Safety**—Bill Thompson, Charlie West, Raye Williams

**Weak Safety**—Bernard Jackson, Randy Harrison

**Right Corner**—Steve Foley, Maurice Harvey, Charles Jefferson, Curtis Minor

# DENVER BRONCOS VETERAN ROSTER

Games  
in '78

No.	Name	Position	Height	Weight	NFL Exp.	Birthdate	Birthplace	College	Residence	Games in '78
77	Alzado, Lyle	DE	6-3	250	9	4/3/49	Brooklyn, N.Y.	Yankton Col.	Denver, Colo.	16
78	Armstrong, Otis	RB	5-10	196	7	11/15/50	Chicago, Ill.	Purdue	Denver, Colo.	16
24	Blount, Jeb	QB	6-3	200	2	7/12/54	Tyler, Texas	Tulsa	Longview, Texas	—
64	Bryan, Bill	C	6-2	244	3	6/21/55	Burlington, N.C.	Duke	Denver, Colo.	13
35	Canada, Larry	FB	6-2	235	2	12/16/54	Chicago, Ill.	Wisconsin	Denver, Colo.	16
68	Carter, Rubin	DE	6-0	256	5	12/12/52	Pompano Beach, Fla.	Miami (Fla.)	Denver, Colo.	16
79	Chavous, Barney	DT	6-3	252	7	3/22/51	Aiken, S.C.	So. Carolina St.	Aurora, Colo.	16
10	Ditts, Bucky	P	5-9	183	3	12/6/53	Corpus Christi, Tex.	Georgia	Denver, Colo.	16
82	Dolbin, Jack	WR	5-10	180	5	10/12/48	Pottsville, Pa.	Wake Forest	Denver, Colo.	8
85	Egloff, Ron	TE	6-5	238	3	10/3/55	Garden City, Mich.	Wisconsin	Denver, Colo.	16
56	Evans, Larry	LB	6-2	216	4	7/11/53	Jasper County, Miss.	Mississippi Col.	Long Beach, Miss.	16
43	Foley, Steve	CB	6-2	190	4	11/11/53	New Orleans, La.	Tulane	New Orleans, La.	16
53	Glassic, Tom	G	6-2	254	4	4/17/54	Elizabeth, N.J.	Virginia	Littleton, Colo.	11
63	Gradshtar, Randy	LB	6-3	233	6	3/3/52	Warren, Ohio	Ohio St.	Littleton, Colo.	16
27	Grant, John	DT	6-3	246	7	6/28/50	Boise, Idaho	So. Calif.	Morrison, Colo.	16
60	Gross, Lee	C	6-3	235	4	7/29/53	Montgomery, Ala.	Auburn	Dothan, Ala.	—
65	Harvey, Maurice	DB	5-10	190	2	1/14/56	Cincinnati, Ohio	Ball St.	Cincinnati, Ohio	16
29	Howard, Paul	G	6-3	260	6	9/12/50	San Jose, Calif.	Brigham Young	Evergreen, Colo.	13
65	Hyde, Glenn	OT	6-3	250	4	3/14/51	Boston, Mass.	Pittsburgh	Denver, Colo.	15
57	Jackson, Bernard	DB	6-0	178	8	9/24/50	Inglewood, Calif.	Washington St.	Englewood, Colo.	16
30	Jackson, Tom	LB	5-11	220	7	4/4/51	Cleveland, Ohio	Iowa	Denver, Colo.	16
32	Jensen, Jim	RB	6-3	240	3	11/28/53	Waterloo, Iowa	Colorado	Englewood, Colo.	—
84	Keyworth, Jon	RB	6-3	230	6	12/15/50	San Diego, Calif.	Maryland	Parker, Colo.	16
	Kinney, Vince	WR	6-2	190	2	3/17/56	Baltimore, Md.		Littleton, Colo.	8

72	Latimer, Don	DT	6-3	265	2	3/1/55	Fort Pierce, Fla.	Miami (Fla.)	Fl. Pierce, Fla.	14
41	Lytle, Rob	RB	6-1	195	3	11/12/54	Fremont, Ohio	Michigan	Englewood, Colo.	13
66	Manor, Brison	DE	6-4	248	3	8/10/52	Bridgeton, N.J.	Arkansas	N. Little Rock, Ark.	14
71	Minor, Claude	OT	6-4	280	6	4/21/51	Pomona, Calif.	San Diego St.	Denver, Colo.	16
87	Moore, Bob	TE	6-3	225	9	2/12/49	Baltimore, Md.	Stanford	Alameda, Calif.	8
	Moore, Kenneth	LB	6-4	232	2	7/25/54	Merigold, Miss.	Northern Ill.	Chicago, Ill.	6
7	Morton, Craig	QB	6-4	210	15	2/5/43	Flint, Mich.	California	Denver, Colo.	14
25	Moses, Haven	WR	6-2	200	12	7/27/46	Los Angeles, Calif.	San Diego St.	Denver, Colo.	16
58	Nairne, Rob	LB	6-4	220	3	3/24/54	Redding, Calif.	Oregon St.	Denver, Colo.	16
#76	Neville, Tom	OT	6-4	250	14	8/12/43	Montgomery, Ala.	Mississippi St.	Montgomery, Ala.	16
88	Odoms, Riley	TE	6-4	230	8	3/1/50	Corpus Christi, Tex.	Houston	Houston, Tex.	16
23	Pane, Chris	CB	5-11	180	4	5/19/53	Berkeley, Calif.	Chico St.	Denver, Colo.	5
12	Pennrose, Craig	QB	6-3	205	4	7/25/53	Woodland, Calif.	San Diego St.	Englewood, Colo.	4
33	Perrin, Lonnie	RB	6-1	222	4	2/3/51	Norfolk, Va.	Illinois	Denver, Colo.	16
46	Preston, Dave	RB	5-10	195	2	5/29/55	Dayton, Ohio	Bowling Green	Englewood, Colo.	16
59	Rizzo, Joe	LB	6-1	220	6	12/17/50	Astoria, N.Y.	Mer Mar Acad.	Denver, Colo.	14
67	Schindler, Steve	G	6-3	260	3	7/24/54	Caldwell, N.J.	Boston Col.	Englewood, Colo.	14
86	Schultz, John	WR	5-10	182	3	6/10/53	Binghamton, Md.	Maryland	Englewood, Colo.	4
	Steinfert, Fred	K	5-11	188	3	11/3/52	Wetter/Ruhr, Germany	Boston Col.	Brighton, Mass.	6
51	Swenson, Bob	LB	6-3	220	5	7/1/53	Stockton, Calif.	California	Denver, Colo.	16
36	Thompson, Bill	S	6-1	200	11	10/10/46	Greenville, S.C.	Maryland	Denver, Colo.	16
55	Turk, Godwin	LB	6-3	230	6	10/15/50	Houston, Tex.	Southern	Houston, Tex.	16
15	Turner, Jim	K	6-2	205	16	3/28/41	Martinez, Calif.	Utah St.	Denver, Colo.	12
80	Upchurch, Rick	WR	5-10	170	5	5/20/52	Toledo, Ohio	Minnesota	Denver, Colo.	13
14	Weese, Norris	QB	6-1	195	4	8/12/51	Baton Rouge, La.	Mississippi	Princeton, Minn.	16
40	West, Charlie	SS	6-1	195	12	8/31/46	Big Spring, Tex.	UTEP	Denver, Colo.	16
20	Wright, Louis	CB	6-2	195	5	1/31/53	Gilmer, Tex.	San Jose St.	Denver, Colo.	16

#Free Agent Feb. 1, 1979

# DENVER BRONCOS 1979 FIRST YEAR ROSTER

Name	Pos.	Ht.	Wt.	Birthdate	College	How Acquired
Barnes, Tony	TE	6-4	225	3/25/55	Drake	FA
Brown, Kenny	C-G	6-3	245	4/19/54	New Mexico	FA
Bumgarner, Curtis	P	6-1	177	4/5/55	Carson-Newman	FA
Campbell, Kent	DE	6-1	238	2/20/57	Colorado St.	FA
Clark, Kelvin	OT	6-3	267	1/30/56	Nebraska	D1
Coulter, Herman	RB	5-11	200	12/4/55	Alabama A&M	FA
Credit, Keith	WR	6-3	180	8/24/56	Kent St.	FA
Davis, Bob	RB	5-11	200	3/17/56	Wyoming	FA
Dixon, Zachary	RB	6-0	200	3/5/56	Temple	D11
Ellis, Russell	RB	5-11	192	12/13/56	Nevada (Las Vegas)	FA
Goren, Gerald	LB	6-3	215	1/27/57	Hayward St.	FA
Gray, Archie	WR	6-1	185	3/13/53	Wyoming	FA
Harrell, James	LB	6-1	215	7/19/57	Florida	FA
Harrison, Randy	S	6-2	210	6/18/56	Notre Dame	FA
Hilles, Jeff	CB	6-0	186	11/21/56	Ball St.	FA
Hodge, Mark	TE	6-5	228	1/4/58	Georgia	FA
Hubbard, David	OT	6-7	275	9/29/55	Brigham Young	FA
Jacobs, Dave	K	5-7	151	7/1/57	Syracuse	D12
Jefferson, Charles	DB	6-0	178	5/5/57	McNeese St.	D4
Johnson, Mitch	K	5-10	195	9/28/56	So. Colorado	FA
Keys, Charles	C-G	6-3	250	7/4/55	Mississippi St.	FA
Lathrop, Kit	DT	6-5	255	5/10/56	Arizona St.	FA
Maher, Tom	TE	6-3	235	7/12/53	California St. (L.A.)	FA
McDaniels, Steve	OT	6-6	265	11/2/55	Notre Dame	FA
McDonald, Eddie	DE	6-5	250	6/1/56	California St. (S.L.O.)	FA
McIntyre, Jeff	LB	6-3	232	9/20/55	Arizona St.	D6
Minor, Curtis	CB	5-11	183	7/28/52	Fresno St.	FA
Peal, Charles	OT	6-3	270	2/3/56	Indiana	FA
Petkovsek, Larry	OT	6-5	255	2/11/56	Kentucky	FA
Piper, Scott	WR	6-1	190	6/18/54	Arizona	FA
Prestridge, Luke	P	6-3	225	9/17/56	Baylor	D7
Radford, Bruce	DE	6-3	253	10/5/55	Grambling	D3
Rather, Bob	LB	6-2	230	12/27/57	Nevada (Las Vegas)	FA
Rizo, Randy	DT	6-0	250	3/9/54	Nevada (Las Vegas)	FA
Rusin, Stanley	LB	6-4	230	12/4/56	Mesa College	FA
Ryan, Jim	LB	6-1	212	5/19/57	William & Mary	FA
Sherrill, Jay	K	6-3	185	5/28/56	North Carolina St.	FA
Stephens, Tony	WR	6-2	188	5/16/57	Florida	FA
Studdard, Dave	OT	6-4	255	11/22/55	Texas	FA
Sumler, Tony	DB	5-10	185	4/10/56	Wichita St.	FA
Taylor, Charlie	WR	6-2	191	7/23/57	Rice	D9
Thompson, Vince	RB	6-1	225	2/21/57	Villanova	FA
Tuten, Rich	DT	6-1	237	12/30/53	Clemson	FA
Uperesa, Keith	G	6-3	275	7/28/55	Brigham Young	FA
Watson, Steve	RB	6-4	193	5/28/57	Temple	FA
Williams, Raye	DB	6-3	200	3/24/56	Arizona St.	FA

## TEAM STATISTICS

	Den	KC
First downs	25	13
Total net yards	357	244
Net yards rushing	228	155
Net yards passing	129	89
Total plays	82	51
Passes	12-21-1	7-10-1
Return yards	201	193
Penalty yardage	31	40

## INDIVIDUAL STATISTICS

### Denver

**RUSHING**—Keyworth 5-19, Armstrong 9-13, Perrin 13-48, Lytle 1-3, Morton 2-22, Canada 19-94, Prestron 8-24, Upchurch 1-5.  
**PASSING**—Morton 12-21-1, 138 yards. **RECEIVING**—Odoms 4-60, Keyworth 2-13, Egloff 1-7, Moses 1-32, Canada 1-0, Preston 2-18, Armstrong 1-8.

### Kansas City

**RUSHING**—McKnight 7-33, Reed 17-79, Lane 2-10, Livingston 4-(-1), Bailey 9-29, Morgado 1-3, Belton, 1-2. **PASSING**—Livingston 7-10-1, 89 yards. **RECEIVING**—Reed 4-53, White 2-30, Lane 1-6.

## CHARGER 23, BRONCOS 0 Sunday, October 8 at San Diego

	0	0	0	0	—	0
Denver	7	7	3	6	—	23
San Diego						
SD—Woods 1 run (Benirschke kick)						
SD—Bauer 14 pass from Fouts (Benirschke kick)						
SD—Benirschke 28 FG						
SD—Benirschke 20 FG						
SD—Benirschke 24 FG						
ATT—50,077						

## TEAM STATISTICS

	Den	SD
First downs	11	19
Total net yards	156	298
Net yards rushing	76	128
Net yards passing	80	170
Total plays	47	82
Passes	8-30-3	22-34-1
Return yards	153	56
Penalty yardage	35	78

## INDIVIDUAL STATISTICS

### Denver

**RUSHING**—Keyworth 2-(-1), Armstrong 4-12, Morton 1-7, Perrin 2-12, Lytle 1-(-1), Weese 1-5, Preston 4-31, Canada 1-11.  
**PASSING**—Morton 0-7-1, 0 yards; Weese 5-11-1, 54 yards; Penrose 3-12-1, 36 yards. **RECEIVING**—Dolbin 1-18, Odoms 3-37, Preston 3-35, Perrin 1-0.

### San Diego

**RUSHING**—Woods 17-50, Mitchell 19-65, Fouts 5-(-1), Bauer 4-14. **PASSING**—Fouts 22-34-1, 187 yards. **RECEIVING**—Mitchell 9-51, Curran 3-30, Klein 2-22, Rodgers 1-6, Bauer 1-14, Woods 1-3, Jefferson 4-48, Joiner 1-13.

## BRONCOS 28, SEAHAWKS 7 Sunday, October 1 at Denver

	0	0	7	0	—	7
Seattle	7	7	0	14	—	28
Denver						
Den—Weese 6 run (Turner kick)						
Den—Keyworth 9 pass from Weese (Turner kick)						
Sea—Sims 6 run (Herrera kick)						
Den—Canada 9 run (Turner kick)						
Den—Preston 4 pass from Penrose (Turner kick)						
ATT—74,989						

# TEAM STATISTICS

	Sea	Den
First downs	19	24
Total net yards	323	373
Net yards rushing	92	204
Net yards passing	231	169
Total plays	65	65
Passes	25-39-3	16-23-3
Return yards	132	87
Penalty yardage	20	91

## INDIVIDUAL STATISTICS

### Seattle

**RUSHING**—Sims 10-45, Hunter 8-24, Testerman 1-5, Crawford 3-13, Zorn 3-5. **PASSING**—Zorn 24-38-3, 218 yards; Sims 1-1-0, 15 yards. **RECEIVING**—Raible 3-49, Largent 3-39, Sims 7-39, McCullum 1-9, Crawford 3-20, Howard 2-15, Hunter 4-47, Ferguson 2-15.

### Denver

**RUSHING**—Armstrong 10-42, Keyworth 7-20, Perrin 7-65, Weese 5-14, Preston 9-42, Canada 3-21. **PASSING**—Weese 14-21-3, 161 yards; Penrose 2-2-0, 20 yards. **RECEIVING**—Perrin 1-13, Moses 2-42, Keyworth 2-20, Preston 4-41, Odoms 3-45, Canada 1-3, Armstrong 2-9, Dolbin 1-8.

## BRONCOS 16, BEARS 7

Monday, October 16 at Denver

Chicago	0	0	7	0	—	7
Denver	3	0	0	13	—	16
Den—Turner 45 FG						
Chi—Harper 33 pass from Avellini (Thomas kick)						
Den—Keyworth 4 run (Turner kick)						
Den—Armstrong 9 pass from Morton (Turner kick)						
ATT—75,008						

## TEAM STATISTICS

	Chi	Den
First downs	15	18
Total net yards	346	308
Net yards rushing	209	135
Net yards passing	137	173
Total plays	68	61
Passes	15-26-2	15-24-1
Return yards	92	14
Penalty yardage	147	85

## INDIVIDUAL STATISTICS

### Chicago

**RUSHING**—Harper 12-30, Payton 22-157, Avellini 3-11, Best 2-11. **PASSING**—Avellini 15-25-1, 170 yards; Harper 0-1-1, 0 yards. **RECEIVING**—Harper 4-54, Payton 6-37, Scott 2-45, Richards 1-14, Latta 1-1, Schubert 1-19.

### Denver

**RUSHING**—Armstrong 5-18, Keyworth 6-21, Lytle 11-41, Perrin 7-22, Penrose 1-0, Morton 1-5, Canada 4-14, Foley 1-14. **PASSING**—Penrose 7-11-0, 74 yards; Morton 8-13-1, 109 yards. **RECEIVING**—Upchurch 4-60, Odoms 4-52, Armstrong 3-18, Dolbin 2-30, Moses 2-23.

## COLTS 7, BRONCOS 6

Sunday, October 22 at Baltimore

Denver	3	3	0	0	—	6
Baltimore	0	7	0	0	—	7
Den—Turner 33 FG						
Blt—Doughty 19 pass from Troup (Linhart kick)						
Den—Turner 26 FG						
ATT—54,057						

# TEAM STATISTICS

	Den	Blt
First downs	17	11
Total net yards	341	237
Net yards rushing	151	106
Net yards passing	190	131
Total plays	73	53
Passes	20-33-0	13-21-1
Return yards	137	55
Penalty yardage	105	44

## INDIVIDUAL STATISTICS

### Denver

**RUSHING**—Keyworth 10-42, Armstrong 7-18, Preston 5-27, Perrin 9-29, Lytle 3-10, Canada 3-14, Upchurch 1-11. **PASSING**—Morton 20-33-0, 202 yards. **RECEIVING**—Perrin 3-20, Dolbin 3-28, Preston 3-16, Keyworth 2-18, Lytle 1-1, Moses 2-54, Upchurch 1-16, Odoms 4-46, Armstrong 1-3.

### Baltimore

**RUSHING**—Leaks 13-57, Washington 9-31, Troup 2-2, McCauley 2-6, R. Lee 3-11, Kirkland 1-(-1). **PASSING**—Troup 13-20-1, 152 yards; Kirkland 0-1-0, 0 yards. **RECEIVING**—Leaks 1-7, Carr 2-48, Washington 2-23, Doughty 5-49, R. Lee 1-12, McCauley 2-13.

## BRONCOS 20, SEAHAWKS 17 (OT)

Sunday, October 29 at Seattle

Denver	3	7	7	0	3	20
Seattle	7	7	0	3	0	17
Den—Turner 34 FG						
Sea—McCullum 44 pass from Zorn (Herrera kick)						
Sea—Zorn 4 run (Herrera kick)						
Den—Upchurch 29 pass from Morton (Turner kick)						
Den—Perrin 1 run (Turner kick)						
Sea—Herrera 37 FG						
Den—Turner 18 FG						
ATT—62,948						

## TEAM STATISTICS

	Den	Sea
First downs	25	19
Total net yards	423	258
Net yards rushing	278	118
Net yards passing	145	140
Total plays	88	73
Passes	11-28-0	15-40-4
Return yards	198	120
Penalty yardage	103	61

## INDIVIDUAL STATISTICS

### Denver

**RUSHING**—Keyworth 8-70, Canada 15-68, Perrin 15-57, Armstrong 12-32, Preston 2-27, Lytle 5-24. **PASSING**—Morton 11-28-0, 151 yards. **RECEIVING**—Moses 3-60, Upchurch 2-42, Odoms 2-39, Preston 1-9, Canada 1-5, Dolbin 1-4, Turner 1-(-4).

### Seattle

**RUSHING**—Smith 17-73, Testerman 8-25, Myer 2-10, Zorn 3-8, Hunter 1-2, Raible 1-0. **PASSING**—Zorn 9-29-3, 110 yards; Myer 6-11-1, 38 yards. **RECEIVING**—Smith 4-21, McCullum 3-57, Testerman 3-20, Ferguson 2-24, Largent 1-11, Howard 1-11, Raible 1-4.



## JETS 31, BRONCOS 28

### Sunday, November 5 at Denver

New York	0	17	7	7	—	31
Denver	14	14	0	0	—	28
Den—Keyworth 5 run (Turner kick)						
Den—Thompson 4 fumble return (Turner kick)						
NY—Long 4 run (Leahy kick)						
Den—Moses 14 pass from Penrose (Turner kick)						
Den—T. Jackson 28 interception return (Turner kick)						
NY—Gaffney 4 pass from Robinson (Leahy kick)						
NY—Leahy 38 FG						
NY—Dierking 3 run (Leahy kick)						
NY—Walker 75 pass from Robinson (Leahy kick)						
ATT—74,983						

#### TEAM STATISTICS

	NY	Den
First downs	19	15
Total net yards	398	295
Net yards rushing	197	122
Net yards passing	201	173
Total plays	72	62
Passes	12-27-2	15-29-3
Return yards	170	240
Penalty yardage	66	60

#### INDIVIDUAL STATISTICS

##### New York

**RUSHING**—Long 18-85, Dierking 16-89, Harper 5-25, Robinson 3-(-6), Newton 1-4. **PASSING**—Robinson 12-27-2, 216 yards. **RECEIVING**—Harper 1-15, Walker 4-133, Barkum 3-43, Dierking 1-6, Gaffney 1-4, Long 2-15.

##### Denver

**RUSHING**—Keyworth 11-42, Canada 2-2, Perrin 2-6, Armstrong 1-9, Lytle 5-22, Preston 9-37, Weese 1-(-3), Odoms 1-7. **PASSING**—Penrose 4-12-3, 55 yards; Weese 11-17-0, 125 yards. **RECEIVING**—Moses 2-43, Lytle 3-16, Odoms 2-34, Preston 1-9, Dolbin 5-72, Keyworth 2-6.

## BRONCOS 19, BROWNS 7

### Sunday, November 12 at Cleveland

Denver	0	7	6	6	—	19
Cleveland	0	0	7	0	—	7
Den—Odoms 25 pass from Morton (Turner kick)						
Den—Turner 44 FG						
Cle—M. Pruitt 1 run (Crockroft kick)						
Den—Turner 20 FG						
Den—Perrin 2 run (kick failed)						
ATT—70,856						

#### TEAM STATISTICS

	Den	Cle
First downs	17	14
Total net yards	323	255
Net yards rushing	109	110
Net yards passing	214	145
Total plays	67	59
Passes	18-28-0	16-27-2
Return yards	52	71
Penalty yardage	65	50

#### INDIVIDUAL STATISTICS

##### Denver

**RUSHING**—Lytle 4-7, Keyworth 14-52, Perrin 3-10, Preston 2-1, Armstrong 5-15, Morton 3-7, Canada 5-17. **PASSING**—Morton 18-28-0, 230 yards. **RECEIVING**—Armstrong 1-1, Odoms 5-58, Keyworth 4-27, Preston 2-20, Moses 5-115, Dolbin 1-9.

#### Cleveland

**RUSHING**—M. Pruitt 15-50, G. Pruitt 2-1, Hill 12-50, Newsome 1-9. **PASSING**—Sipe 16-27-2, 152 yards. **RECEIVING**—Logan 3-36, G. Pruitt 2-9, M. Pruitt 6-47, Hill 4-45, C. Miller 1-15.

## BRONCOS 16, PACKERS 3

### Sunday, November 19 at Denver

Green Bay	3	0	0	0	—	3
Denver	0	0	14	2	—	16
GB—Marcol 19 FG						
Den—14 Moses pass from Morton (Turner kick)						
Den—Lytle 2 run (Turner kick)						
Den—Safety Whitehurst tackled in end zone by Alzado						
ATT—74,965						

#### TEAM STATISTICS

	GB	Den
First downs	13	19
Total net yards	262	359
Net yards rushing	84	215
Net yards passing	178	144
Total plays	50	67
Passes	9-17-1	12-17-0
Return yards	67	98
Penalty yardage	45	96

#### INDIVIDUAL STATISTICS

##### Green Bay

**RUSHING**—Middleton 14-32, Smith 10-46, Whitehurst 2-1, Simpson 3-1, Culbreath 1-1, Lofton 1-3. **PASSING**—Whitehurst 8-16-1, 131 yards; Beverly 1-1-0, 57 yards. **RECEIVING**—McGeorge 2-30, Lofton 3-47, Thompson 3-92, Middleton 1-19.

##### Denver

**RUSHING**—Armstrong 7-23, Lytle 16-110, Perrin 13-47, Morton 2-8, Preston 3-12, Canada 5-15. **PASSING**—Morton 12-17-0, 174 yards. **RECEIVING**—Moses 5-101, Dolbin 3-47, Odoms 3-24, Preston 1-2.

## LIONS 17, BRONCOS 14

### Thursday, November 23 at Detroit

Denver	7	0	7	0	—	14
Detroit	7	0	3	7	—	17
Det—Kane 1 run (Ricardo kick)						
Den—Odoms 10 pass from Morton (Turner kick)						
Det—Ricardo 19 FG						
Den—Canada 2 run (Turner kick)						
Det—King 1 run (Ricardo kick)						
ATT—71,785						

#### TEAM STATISTICS

	Den	Det
First downs	16	15
Total net yards	233	244
Net yards rushing	128	139
Net yards passing	105	105
Total plays	59	56
Passes	11-22-0	10-18-1
Return yards	180	27
Penalty yardage	79	15

## INDIVIDUAL STATISTICS

### Denver

**RUSHING**—Lytle 10-39, Armstrong 7-40, Perrin 4-21, Keyworth 5-17, Preston 2-4, Morton 1-4, Canada 2-3. **PASSING**—Morton 11-22-0, 146 yards. **RECEIVING**—Odoms 4-60, Keyworth 2-26, Moses 2-24, Kinney 1-23, Dolbin 1-8, Perrin 1-5.

### Detroit

**RUSHING**—Bussey 16-56, King 11-30, Gaines 4-20, Danielson 1-17, Kane 5-16. **PASSING**—Danielson 10-18-1, 112 yards. **RECEIVING**—Hill 4-56, King 3-(-2), Blue 2-44, Bussey 1-14.

## BRONCOS 21, RAIDERS 6

Sunday, December 3 at Oakland

Denver	0	7	7	7	—	21
Oakland	0	6	0	0	—	6

Oak—Mann 27 FG

Oak—Mann 37 FG

Den—Lytle 2 run (Turner kick)

Den—Moses 14 pass from Morton (Turner kick)

Den—Gradishar 30 fumble return (Turner kick)

ATT—53,932

### TEAM STATISTICS

	Den	Oak
First downs	15	20
Total net yards	192	279
Net yards rushing	147	101
Net yards passing	45	178
Total plays	56	69
Passes	6-11-0	24-35-3
Return yards	135	106
Penalty yardage	50	65

### INDIVIDUAL STATISTICS

#### Denver

**RUSHING**—Keyworth 8-23, Armstrong 4-22, Perrin 5-19, Preston 7-18, Canada 6-18, Lytle 7-17, Upchurch 2-7, Morton 2-13, Weese 2-10. **PASSING**—Morton 6-11-0, 54 yards. **RECEIVING**—Dolbin 2-21, Moses 1-14, Odoms 1-10, Lytle 1-10, Preston 1-(-1).

#### Oakland

**RUSHING**—van Eeghen 15-60, Whittington 10-21, Banaszak 3-15, Casper 1-5, Stabler 1-0. **PASSING**—Stabler 20-27-2, 174 yards. **RECEIVING**—Casper 7-56, Branch 6-76, Whittington 5-22, van Eeghen 3-38, Biletnikoff 1-19, Bradshaw 1-9, Chester 1-8.

## BRONCOS 24, CHIEFS 3

Sunday, December 10 at Denver

Kansas City	3	0	0	0	—	3
Denver	7	0	10	7	—	24

KC—Stenerud 23 FG

Den—Perrin 4 pass from Morton (Turner kick)

Den—Turner 38 FG

Den—Odoms 23 pass from Morton (Turner kick)

Den—Odoms 29 pass from Morton (Turner kick)

ATT—74,149

## TEAM STATISTICS

	KC	Den
First downs	13	20
Total net yards	199	461
Net yards rushing	99	190
Net yards passing	100	271
Total plays	58	62
Passes	19-29-1	20-23-1
Return yards	184	25
Penalty yardage	25	85

### INDIVIDUAL STATISTICS

#### Kansas City

**RUSHING**—McKnight 5-20, Morgado 7-23, Reed 13-44, Lane 2-12. **PASSING**—Livingston 19-29-1, 115 yards. **RECEIVING**—Reed 3-22, Samuels 1-15, Morgado 3-14, McKnight 1-5, Lane 4-20, White 6-31, Dorsey 1-8.

#### Denver

**RUSHING**—Lytle 7-40, Keyworth 10-45, Morton 1-2, Armstrong 8-30, Canada 4-61, Preston 3-11, Perrin 1-3, Odoms 1-(-2). **PASSING**—Morton 19-22-1, 283 yards; Weese 1-1-0, 14 yards. **RECEIVING**—Upchurch 4-46, Odoms 7-165, Perrin 1-4, Dolbin 1-5, Keyworth 1-11, Moses 1-16, Armstrong 1-19, Canada 2-20, Lytle 1-10, Preston 1-1.

## STEELERS 21, BRONCOS 17

Saturday, December 16 at Denver

Pittsburgh	7	14	0	0	—	21
Denver	0	0	7	10	—	17

Pit—Harris 1 run (Gerela kick)

Pit—Stallworth 25 pass from Bradshaw (Gerela kick)

Pit—Smith 10 pass from Bradshaw (Gerela kick)

Den—Moses 25 pass from Weese (Turner kick)

Den—Turner 45 FG

Den—Odoms 30 pass from Weese (Turner kick)

ATT—74,104

### TEAM STATISTICS

	Pit	Den
First downs	14	19
Total net yards	251	300
Net yards rushing	116	74
Net yards passing	135	226
Total plays	59	58
Passes	13-19-2	15-26-1
Return yards	69	92
Penalty yardage	82	72

### INDIVIDUAL STATISTICS

#### Pittsburgh

**RUSHING**—Harris 12-21, Bleier 6-11, Thornton 5-32, Moser 10-34, Kruczek 3-12, Deloplain 2-6. **PASSING**—Bradshaw 10-14-0, 131 yards; Kruczek 3-5-2, 29 yards. **RECEIVING**—Swann 1-5, Bleier 2-9, Stallworth 4-79, Harris 1-7, Grossman 1-21, Moser 1-(-1), Thornton 1-9, Smith 2-31.

#### Denver

**RUSHING**—Keyworth 7-14, Lytle 5-2, Perrin 3-9, Armstrong 2-6, Canada 2-0, Preston 5-36, Weese 2-7. **PASSING**—Morton 3-9-1, 46 yards; Weese 12-17-0, 228 yards. **RECEIVING**—Moses 5-116, Keyworth 1-10, Odoms 4-83, Preston 3-40, Dolbin 1-16, Canada 1-9.

# PLAYOFF STATISTICS

## RESULTS AND ATTENDANCE

Denver 10, at Pittsburgh 33

48,921

### Team Statistics

	Broncos	Opponent
TOTAL FIRST DOWNS	15	24
Rushing	5	9
Passing	8	11
Penalty	2	4
Third Down Made/Attempts	3/14	6/14
Third Down Efficiency	21%	43%
TOTAL NET YARDS	218	425
Avg. Per Game	218.0	425.0
Total Plays	55	69
Avg. Per Play	4.0	6.2
NET YARDS RUSHING	87	153
Avg. Per Game	87.0	153.0
Total Rushes	27	40
Avg. Per Rush	3.2	3.8
NET YARDS PASSING	131	272
Avg. Per Game	131.0	272.0
Tackled/Yards Lost	6/37	0/0
Gross Yards	168	272
Attempts/Completions	22/12	29/16
Pct. of Completions	55%	55%
Had Intercepted	0	1
PUNTS/AVERAGE	6/34.0	2/36.0
NET PUNTING AVERAGE	29.3	21.0
PUNT RETURNS/AVERAGE	2/15.0	4/7.0
KICKOFF RETURNS/AVERAGE	6/11.7	3/21.6
INTERCEPTIONS/AVG. RET.	1/10.0	0/0.0
PENALTIES/YARDS	8/104	11/88
FUMBLES/BALL LOST	2/2	4/1
TOUCHDOWNS	1	4
Rushing	1	2
Passing	0	2
Returns	0	0
EXTRA POINTS/ATTEMPTS	1/1	3/4
FIELD GOALS/ATTEMPTS	1/2	2/2
TOTAL POINTS	10	33

### Score by Periods

	1	2	3	4	OT	Total
Broncos	3	7	0	0	—	10
Pittsburgh	6	13	0	14	—	33

### Scoring

	TDR	TDPT	TDRT	PAT	FG	TP
Preston	1					6
Turner				1/1	1/2	4
BRONCOS TOTAL	1			1/1	1/2	10
Opp. Total	2	2	0	3/4	2/2	33

### Rushing

	No.	Yds.	Avg.	LG	TD
Weese	4	43	10.8	12	0
Preston	4	14	3.5	10	1
Keyworth	6	12	2.0	5	0
Lytle	5	6	1.2	4	0
Perrin	6	6	1.0	8	0
Armstrong	1	3	3.0	3	0
Canada	1	3	3.0	3	0
BRONCOS TOTAL	27	87	3.2	12	1
Opp. Total	40	153	3.8	18	2

### Receiving

	No.	Yds.	Avg.	LG	TD
Dolbin	4	77	19.3	28	0
Moses	2	33	16.5	19	0
Preston	2	19	9.5	16	0
Perrin	2	16	8.0	11	0
Odoms	1	24	24.0	24	0
Lytle	1	-1	-1.0	-1	0
BRONCOS TOTAL	12	168	14.0	28	0
Opp. Total	16	272	17.0	45	2

### Interceptions

	No.	Yds.	Avg.	LG	TD
Swenson	1	4	4.0	4	0
*Thompson	—	6	—	—	—
BRONCOS TOTAL	1	10	10.0	4	0
Opp. Total	—	—	—	—	—

\*Lateral Yardage

### Punting

	No.	Yds.	Avg.	TB	In. 20	LG
Dilts	6	204	34.0	0	1	43
BRONCOS TOTAL	6	204	34.0	0	1	43
Opp. Total	2	72	36.0	0	1	38

### Punt Returns

	No.	FC	Yds.	Avg.	LG	TD
Upchurch	2	0	30	15.0	22	0
BRONCOS TOTAL	2	0	30	15.0	22	0
Opp. Total	4	2	28	7.0	21	0

### Kickoff Returns

	No.	Yds.	Avg.	LG	TD
Upchurch	3	47	15.7	24	0
Perrin	1	18	18.0	18	0
Keyworth	1	5	5.0	5	0
Pane	1	0	0.0	0	0
BRONCOS TOTAL	6	70	11.6	24	0
Opp. Total	3	65	21.7	30	0

### Field Goals

	1-19	20-29	30-39	40-49	50+	Total
Turner	0-0	0-1	1-1	0-0	0-0	1-2
BRONCOS TOTAL	0-0	0-1	1-1	0-0	0-0	1-2
Opp. Total	0-0	2-2	0-0	0-0	0-0	2-2

### Passing

	Att.	Cmp.	Yds.	Pct.	Av/At	TD
Dilts	1	1	16	1.000	16.00	0
Morton	5	3	34	.600	6.80	0
Weese	16	8	118	.500	7.38	0
BRONCOS TOTAL	22	12	168	.545	7.64	0
Opp. Total	29	16	272	.552	9.38	2

### Passing

	Pct. TD	Int.	Pct. Int.	LG	Lost /Att.	Rating
Dilts	.000	0	.000	16	0/0	118.7
Morton	.000	0	.000	19	1/7	80.4
Weese	.000	0	.000	28	5/30	74.5
BRONCOS TOTAL	.000	0	.000	28	6/37	79.3
Opp. Total	.069	1	.034	45	0/0	96.0

# 1978 FINAL STANDINGS

## American Football Conference

### Eastern Division

	W	L	T	Pct.	Pts.	Opp
New England	11	5	0	.688	358	286
*Miami	11	5	0	.688	372	254
N.Y. Jets	8	8	0	.500	359	364
Buffalo	5	11	0	.313	302	354
Baltimore	5	11	0	.313	239	421

### Central Division

Pittsburgh	14	2	0	.875	356	195
*Houston	10	6	0	.625	283	298
Cleveland	8	8	0	.500	334	356
Cincinnati	4	12	0	.250	252	284

### Western Division

Denver	10	6	0	.625	282	198
Oakland	9	7	0	.563	311	283
Seattle	9	7	0	.563	345	358
San Diego	9	7	0	.563	355	309
Kansas City	4	12	0	.250	243	327

## National Football Conference

### Eastern Division

	W	L	T	Pct.	Pts.	Opp
Dallas	12	4	0	.750	384	208
*Philadelphia	9	7	0	.563	270	250
Washington	8	8	0	.500	273	283
St. Louis	6	10	0	.375	248	296
N.Y. Giants	6	10	0	.375	264	298

### Central Division

Minnesota	8	7	1	.531	294	306
Green Bay	8	7	1	.531	249	269
Detroit	7	9	0	.438	290	300
Chicago	7	9	0	.438	253	274
Tampa Bay	5	11	0	.313	241	259

### Western Division

Los Angeles	12	4	0	.750	316	245
*Atlanta	9	7	0	.563	240	290
New Orleans	7	9	0	.438	281	298
San Francisco	2	14	0	.125	219	350

\*Indicates wild card team in playoff competition.

## First Round Playoff Games

### AFC

Houston 17, Miami 9

### NFC

Atlanta 14, Philadelphia 13

### AFC Divisional Playoffs

Pittsburgh 33, Denver 10

Houston 31, New England 14

### NFC Divisional Playoffs

Dallas 27, Atlanta 20

Los Angeles 34, Minnesota 10

### AFC Championship Game

Pittsburgh 34, Houston 5

### NFC Championship Game

Dallas 28, Los Angeles 0

### Super Bowl XIII

Pittsburgh 35, Dallas 31

### Pro Bowl

NFC 13, AFC 7

## 1978 NFL PAID ATTENDANCE IS RECORD

12.7 MILLION; 57,017 AVERAGE THIRD

HIGHEST EVER

National Football League paid attendance, bolstered by the expansion of the regular season schedule from 14 to 16 weeks, exceeded 12 million for the first time during 1978 when the per-game average reached 57,017, the third highest in league history and the best since 1973. Also, attendance at all games—including preseason, regular season and postseason—surpassed 16 million for the first time.

Official NFL figures revealed a record total paid attendance for 224 regular season games (28 more than the 196 games played in each of the last four years) at 12,771,800, an increase of 1,753,168 over the 1977 total of 11,018,632. The total increased 15.9 percent. The average attendance rose from 56,218 in 1977 to 57,017, a rise of 1.4 percent. The only higher regular season averages were the record 58,961 in 1973 and 57,395 in 1972.

For all 291 games played, the total attendance was 16,057,164 for an average of 55,179 for each game in which an NFL team participated.

Paid attendance for 10 postseason games was 624,388, led by the 79,641 for Super Bowl XIII in the Orange Bowl at Miami on January 21, 1979.

The New York Giants led the 28 NFL teams in home attendance with 604,800 tickets sold, followed by the Denver Broncos with 598,085 in attendance. Other teams over 500,000 in home attendance were: Tampa Bay 535,387; Cleveland 519,843; Philadelphia 517,912; Detroit 513,683; Dallas 506,854, and Seattle 501,732.


In the sixth season in which NFL games sold out 72 hours in advance of kickoff were made available for local television, no-shows totalled 931,649 and 110 of 224 games, or 49.1 percent, were telecast in the home town area. The percentage of no-shows was 7.2 percent, the lowest in six years.

## 1978 ATTENDANCE BREAKDOWN

	Games	Attendance	Average	Compare 1977
AFC Preseason	9	322,720	35,857	(Average for 85
NFC Preseason	9	402,457	44,717	was 42,537 for
AFC-NFC Preseason, Interconference	39	1,935,799	49,635	total of 3,615,664)
<b>NFL Preseason Total</b>	<b>57</b>	<b>2,660,976</b>	<b>46,683</b>	
AFC Regular Season	86	4,787,635	55,670	(Average for
NFC Regular Season	86	5,051,369	58,737	196 was 56,218
AFC-NFC Regular Season, Interconference	52	2,932,796	56,400	for total of 11,018,632)
<b>NFL Regular Season Total</b>	<b>224</b>	<b>12,771,800</b>	<b>57,017</b>	
AFC First Round Playoff (Houston-Miami)	1	72,445		
AFC Divisional Playoffs (Denver-Pittsburgh)	2	110,965 (50,230)		
(Houston-New England)		(60,735)		
AFC Championship (Houston-Pittsburgh)	1	50,725		
NFC First Round Playoff (Philadelphia-Atlanta)	1	59,403		
NFC Divisional Playoffs (Atlanta-Dallas)	2	133,842 (63,406)		
(Minnesota-Los Angeles)		(70,436)		
NFC Championship (Dallas-Los Angeles)	1	71,086		
Super Bowl XIII at Miami (Pittsburgh-Dallas)	1	79,641		(Average for 8
AFC-NFC Pro Bowl at Los Angeles	1	46,281		was 67,463 for
<b>Postseason Total</b>	<b>10</b>	<b>624,388</b>	<b>62,438</b>	total of 539,704)
<b>NFL All Games</b>	<b>291</b>	<b>16,057,164</b>	<b>55,179</b>	<b>15,169,000</b>
				(Average for 289 was 52,488)



## HISTORY AND RECORDS



## NOTABLE PERFORMANCES

### THE LAST TIME . . .

#### PUNT RETURN FOR TOUCHDOWN—

**Broncos:** Rick Upchurch, 75 yards, vs. San Diego, 9/17/78.  
**Opponent:** Mike Haynes, 62 yards, at New England, 11/28/76.

#### KICKOFF RETURN FOR TOUCHDOWN—

**Broncos:** Randy Montgomery, 94 yards, at San Diego, 9/24/72.  
**Opponent:** Cullen Bryant, 84 yards, vs. Los Angeles, 9/15/74.

#### INTERCEPTION RETURN FOR TOUCHDOWN—

**Broncos:** Tom Jackson, 28 yards, vs. New York Jets, 11/5/78.  
**Opponent:** Allan Ellis, 22 yards, at Chicago, 12/12/76.

#### FUMBLE RETURN FOR TOUCHDOWN (DEFENSE)—

**Broncos:** Randy Gradishar, 30 yards, at Oakland, 12/3/78.  
**Opponent:** Fred Dean, 11 yards, at San Diego, 11/13/77.

#### BLOCKED PUNT RETURN FOR TOUCHDOWN—

**Broncos:** John Griffin, 10 yards, vs. Houston, 10/17/65.  
**Opponent:** Jim Stienke, 1 yard, vs. New York Giants, 11/21/76.

#### BLOCKED FIELD GOAL RETURN FOR TOUCHDOWN—

**Broncos:** John Bramlett, 86 yards, vs. San Diego, 11/27/66.  
**Opponent:** Les Duncan, 72 yards, at San Diego, 11/23/67.

#### SAFETY—

**Broncos:** Lyle Alzado tackled quarterback David Whitehurst in end zone, vs. Green Bay, 11/19/78.  
**Opponent:** Willie Lanier tackled Otis Armstrong in end zone, vs. Kansas City, 11/18/74.

#### SHUTOUT—

**Broncos:** Denver 7, St. Louis 0, 9/18/77.  
**Opponent:** Denver 0, at San Diego 23, 10/8/78.

#### 100 YARDS RUSHING—

**Broncos:** Rob Lytle, 16-110, vs. Green Bay, 11/19/78.  
**Opponent:** Walter Payton, 22-157, vs. Chicago, 10/16/78.

#### 300 YARDS PASSING—

**Broncos:** Charley Johnson, 12-20, 329 yards, 3 TD, vs. Kansas City, 9/21/75.  
**Opponent:** Joe Gilliam, 31-50, 348 yards, 1 TD, vs. Pittsburgh, 9/22/74. (Overtime game; at end of regulation play, Gilliam was 29-44 for 339 yards and 1 TD.)

#### 100 YARDS RECEIVING—

**Broncos:** Haven Moses, 5-116 yards, 1 TD, vs. Pittsburgh, 12/16/78.  
**Opponent:** Wesley Walker, 4-133 yards, 1 TD, vs. New York Jets, 11/5/78.

### 1,000-YARD RUSHING SEASONS OTIS ARMSTRONG, 1974—1,407 yards and 9 TDs

		Carries	Yards	Cumulative
9/15	vs. Los Angeles	12	31	12-31
9/22	vs. Pittsburgh	19	131	31-162
9/30	at Washington	11	32	42-194
10/6	at Kansas City	14	48	56-242
10/13	vs. New Orleans	13	57	69-299
10/20	vs. San Diego	20	98	89-397
10/27	at Cleveland	17	142	106-539
11/3	vs. Oakland	20	88	126-627
11/10	at Baltimore	19	110	145-737
11/18	vs. Kansas City	16	55	161-792
11/24	at Oakland	29	146	190-938
11/28	at Detroit	24	144	214-1,082
12/8	vs. Houston	31	183	245-1,265
12/15	at San Diego	18	142	263-1,407

## 1,000-YARD RUSHING SEASONS (Continued)

### FLOYD LITTLE, 1971—1,133 yards and 6 TDs

		Carries	Yards	Cumulative
9/19	vs. Miami	23	70	23-70
9/26	at Green Bay	16	53	39-123
10/3	vs. Kansas City	13	27	52-150
10/10	vs. Oakland	16	39	68-189
10/17	vs. San Diego	17	62	85-251
10/24	at Cleveland	25	113	110-364
10/31	at Philadelphia	24	123	134-487
11/7	vs. Detroit	22	91	156-578
11/14	vs. Cincinnati	22	101	178-679
11/21	at Kansas City	13	63	191-742
11/28	at Pittsburgh	22	91	213-833
12/5	vs. Chicago	29	125	242-958
12/12	at San Diego	18	96	260-1,054
12/19	at Oakland	24	79	284-1,133

### OTIS ARMSTRONG, 1976—1,008 yards and 5 TDs

		Carries	Yards	Cumulative
9/12	at Cincinnati	24	96	24-96
9/19	vs. New York Jets	17	94	41-190
9/26	vs. Cleveland	18	23	59-213
10/3	vs. San Diego	23	91	82-304
10/10	at Houston	12	47	94-351
10/17	vs. Oakland	21	70	115-421
10/24	at Kansas City	16	101	131-522
10/31	at Oakland	14	63	145-585
11/7	vs. Tampa Bay	18	116	163-701
11/14	at San Diego	13	35	176-736
11/21	vs. New York Giants	24	97	200-833
11/28	at New England	4	14	204-847
12/5	vs. Kansas City	17	45	221-892
12/12	at Chicago	26	116	247-1,008

## 100-YARD RUSHING GAMES

Player	Performance	Opponent
Don Stone	17-104, 1 TD	Oct. 6, 1963 vs. San Diego
Billy Joe	20-105, 0 TD	Nov. 17, 1963 vs. New York
Billy Joe	16-108, 1 TD	Nov. 15, 1964 vs. New York
Cookie Gilchrist	32-142, 0 TD	Sept. 24, 1965 at Boston
Cookie Gilchrist	16-119, 0 TD	Nov. 14, 1965 at Houston
Floyd Little	25-126, 1 TD	Oct. 27, 1968 vs. Miami
Floyd Little	30-147, 1 TD	Nov. 3, 1968 at Boston
Floyd Little	21-105, 1 TD	Sept. 14, 1969 vs. Boston
Floyd Little	15-104, 1 TD	Sept. 21, 1969 vs. New York Jets
Floyd Little	29-166, 1 TD	Oct. 19, 1969 at Cincinnati
Floyd Little	16-140, 1 TD	Oct. 25, 1970 at San Francisco
Bobby Anderson	25-106, 1 TD	Oct. 17, 1971 vs. San Diego
Floyd Little	25-113, 1 TD	Oct. 24, 1971 at Cleveland
Floyd Little	24-123, 1 TD	Oct. 31, 1971 at Philadelphia
Floyd Little	22-101, 0 TD	Nov. 14, 1971 vs. Cincinnati
Floyd Little	29-125, 0 TD	Dec. 5, 1971 vs. Chicago
Floyd Little	22-101, 0 TD	Sept. 17, 1972 vs. Houston
Floyd Little	18-100, 2 TD	Oct. 15, 1972 vs. Minnesota
Floyd Little	14-124, 1 TD	Nov. 5, 1972 at New York Giants
Joe Dawkins	30-117, 0 TD	Oct. 28, 1973 at New York Jets
Floyd Little	19-123, 1 TD	Oct. 14, 1973 at Houston
Floyd Little	22-109, 2 TD	Nov. 11, 1973 vs. San Diego
Otis Armstrong	19-131, 0 TD	Sept. 22, 1974 vs. Pittsburgh
Otis Armstrong	17-142, 1 TD	Oct. 27, 1974 at Cleveland
Otis Armstrong	19-110, 1 TD	Nov. 10, 1974 at Baltimore
Otis Armstrong	29-146, 0 TD	Nov. 24, 1974 at Oakland
Jon Keyworth	15-148, 1 TD	Nov. 24, 1974 at Oakland
Otis Armstrong	24-144, 1 TD	Nov. 28, 1974 at Detroit

## 100 YARD RUSHING GAMES (Continued)

Otis Armstrong	31-183, 3 TD	Dec. 8, 1974 vs. Houston
Otis Armstrong	18-142, 0 TD	Dec. 15, 1974 at San Diego
Jon Keyworth	20-132, 0 TD	Nov. 30, 1975, vs. San Diego
Otis Armstrong	16-101, 1 TD	Oct. 24, 1976 at Kansas City
Otis Armstrong	18-116, 0 TD	Nov. 7, 1976 vs. Tampa Bay
Otis Armstrong	26-116, 1 TD	Dec. 12, 1976 at Chicago
Norris Weese	12-120, 0 TD	Dec. 12, 1976 at Chicago
Otis Armstrong	21-120, 0 TD	Nov. 20, 1977 at Kansas City
Rob Lytle	16-110, 1 TD	Nov. 19, 1978 vs. Green Bay

**TOTALS**—Floyd Little 15, Otis Armstrong 11, Billy Joe 2, Cookie Gilchrist 2, Jon Keyworth 2, Donnie Stone 1, Bobby Anderson 1, Joe Dawkins 1, Norris Weese 1, Rob Lytle 1.

## 300-YARD PASSING GAMES

Player	Performance	Opponent
Frank Tripucka	30-52-2, 375 yards and 3 TD	Nov. 6, 1960 vs. Houston
Frank Tripucka	19-41-5, 328 yards and 3 TD	Nov. 27, 1960 vs. Buffalo
Frank Tripucka	28-47-2, 376 yards and 2 TD	Sept. 7, 1962 vs. San Diego
Frank Tripucka	29-56-3, 447 yards and 2 TD	Sept. 15, 1962 at Buffalo
Frank Tripucka	26-40-1, 308 yards and 1 TD	Oct. 21, 1962 vs. Houston
Jacky Lee	11-36-1, 370 yards and 1 TD	Dec. 5, 1965 at Oakland
John McCormick	13-37-3, 328 yards and 3 TD	Dec. 18, 1966 at Buffalo
Marlin Briscoe	12-29-2, 335 yards and 4 TD	Nov. 24, 1968 vs. Buffalo
Steve Tensi	19-26-1, 301 yards and 3 TD	Nov. 23, 1969 at San Diego
Charley Johnson	20-28-0, 361 yards and 2 TD	Oct. 22, 1972 at Oakland
Charley Johnson	24-39-2, 326 yards and 1 TD	Sept. 20, 1973 vs. Chicago
Charley Johnson	28-42-2, 445 yards and 2 TD	Nov. 18, 1974 vs. Kansas City
Charley Johnson	12-20-2, 329 yards and 3 TD	Sept. 21, 1975 vs. Kansas City

**TOTALS**—Frank Tripucka 5, Charley Johnson 4, Jacky Lee 1, John McCormick 1, Marlin Briscoe 1, Steve Tensi 1.

## 100-YARD RECEIVING GAMES

Player	Performance	Opponent
Al Carmichael	6-130, 1 TD	Sept. 9, 1960 at Boston
Lionel Taylor	6-125, 1 TD	Sept. 23, 1960 at New York
Lionel Taylor	7-101, 2 TD	Oct. 2, 1960 vs. Oakland
Al Carmichael	3-109, 2 TD	Oct. 23, 1960 vs. Boston
Lionel Taylor	10-106, 1 TD	Oct. 23, 1960 vs. Boston
Lionel Taylor	10-140, 1 TD	Nov. 6, 1960 vs. Houston
Al Carmichael	7-117, 2 TD	Nov. 6, 1960 vs. Houston
Lionel Taylor	10-138, 0 TD	Nov. 20, 1960 at Houston
Lionel Taylor	9-199, 3 TD	Nov. 27, 1960 vs. Buffalo
Lionel Taylor	9-171, 1 TD	Dec. 10, 1960 at Los Angeles
Lionel Taylor	7-132, 2 TD	Sept. 10, 1961 at Buffalo
Lionel Taylor	11-126, 0 TD	Sept. 24, 1961 at New York
Lionel Taylor	9-118, 0 TD	Oct. 1, 1961 at Oakland
Lionel Taylor	7-120, 1 TD	Oct. 8, 1961 vs. Dallas
Al Frazier	7-166, 1 TD	Oct. 15, 1961 vs. Oakland
Al Frazier	6-126, 1 TD	Oct. 22, 1961 vs. New York
Al Frazier	5-125, 1 TD	Nov. 12, 1961 vs. San Diego
Lionel Taylor	10-119, 0 TD	Nov. 12, 1961 vs. San Diego
Donnie Stone	9-137, 1 TD	Dec. 3, 1961 vs. Boston
Lionel Taylor	9-133, 0 TD	Sept. 15, 1962 at Buffalo
Al Frazier	4-125, 1 TD	Sept. 15, 1962 at Buffalo
Lionel Taylor	12-119, 0 TD	Sept. 21, 1962 at Boston
Jerry Tarr	4-152, 2 TD	Sept. 21, 1962 at Boston
Lionel Taylor	7-110, 0 TD	Dec. 9, 1962 at Dallas
Lionel Taylor	7-169, 1 TD	Sept. 29, 1963 vs. Boston
Lionel Taylor	7-142, 2 TD	Oct. 6, 1963 vs. San Diego
Bob Scarpitto	4-134, 2 TD	Oct. 13, 1963 vs. Houston
Lionel Taylor	10-116, 1 TD	Dec. 15, 1963 at Oakland
Gene Prebola	4-106, 1 TD	Dec. 15, 1963 at Oakland
Lionel Taylor	8-149, 0 TD	Sept. 27, 1964 vs. Houston
Hewritt Dixon	4-109, 0 TD	Oct. 25, 1964 at Oakland
Hewritt Dixon	5-121, 1 TD	Nov. 1, 1964 at Kansas City

## 100-YARD RECEIVING GAMES (Continued)

Al Denson	3-113, 1 TD	Nov. 1, 1964 at Kansas City
Lionel Taylor	13-112, 0 TD	Nov. 29, 1964 vs. Oakland
Bob Scarpitto	11-111, 1 TD	Dec. 20, 1964 at Houston
Bob Scarpitto	5-108, 2 TD	Sept. 11, 1965 at San Diego
Lionel Taylor	9-172, 1 TD	Sept. 19, 1965 vs. Buffalo
Lionel Taylor	7-114, 0 TD	Nov. 7, 1965 vs. San Diego
Lionel Taylor	11-141, 2 TD	Nov. 21, 1965 vs. Oakland
Lionel Taylor	8-164, 0 TD	Dec. 5, 1965 at Oakland
Wendell Hayes	5-126, 1 TD	Dec. 5, 1965 at Oakland
Al Denson	5-158, 1 TD	Oct. 2, 1966 vs. Houston
Charlie Mitchell	4-126, 1 TD	Dec. 4, 1966 vs. Miami
Bob Scarpitto	5-123, 3 TD	Dec. 18, 1966 at Buffalo
Al Denson	4-131, 2 TD	Sept. 3, 1967 vs. Boston
Al Denson	7-134, 1 TD	Sept. 24, 1967 vs. New York Jets
Eric Crabtree	6-123, 1 TD	Oct. 22, 1967 vs. San Diego
Al Denson	4-107, 1 TD	Oct. 29, 1967 at Kansas City
Al Denson	7-102, 2 TD	Nov. 19, 1967 at Buffalo
Eric Crabtree	8-107, 1 TD	Nov. 23, 1967 at San Diego
Eric Crabtree	6-129, 1 TD	Dec. 17, 1967 vs. Kansas City
Al Denson	8-115, 0 TD	Sept. 15, 1968 at Cincinnati
Eric Crabtree	7-113, 0 TD	Sept. 22, 1968 at Kansas City
Eric Crabtree	5-148, 1 TD	Oct. 13, 1968 at New York Jets
Jimmy Jones	8-128, 2 TD	Oct. 20, 1968 at San Diego
Floyd Little	4-165, 1 TD	Nov. 24, 1968 vs. Buffalo
Al Denson	31, 2 TD	Dec. 8, 1968 at Oakland
Mike Haffner	4-122, 0 TD	Dec. 14, 1968 vs. Kansas City
Al Denson	6-138, 1 TD	Sept. 28, 1969 at Buffalo
Mike Haffner	6-102, 1 TD	Oct. 26, 1969 at Houston
Al Denson	6-140, 2 TD	Nov. 23, 1969 at San Diego
John Embree	9-122, 1 TD	Nov. 23, 1969 at San Diego
Jerry Simmons	6-153, 0 TD	Nov. 21, 1971 at Kansas City
Rod Sherman	4-110, 0 TD	Sept. 17, 1972 vs. Houston
Jerry Simmons	6-118, 1 TD	Oct. 22, 1972 at Oakland
Bobby Anderson	13-143, 0 TD	Sept. 10, 1973 vs. Chicago
Riley Odums	5-114, 1 TD	Nov. 4, 1973 at St. Louis
Haven Moses	5-108, 2 TD	Nov. 25, 1973 vs. Kansas City
Haven Moses	5-132, 0 TD	Oct. 13, 1974 vs. New Orleans
Floyd Little	7-127, 0 TD	Oct. 20, 1974 vs. San Diego
Riley Odums	7-125, 0 TD	Nov. 18, 1974 vs. Kansas City
Rick Upchurch	3-153, 1 TD	Sept. 21, 1975 vs. Kansas City
*Haven Moses	5-168, 2 TD	Jan. 1, 1978 vs. Oakland
Haven Moses	5-115, 0 TD	Nov. 12, 1978 at Cleveland
Haven Moses	5-101, 1 TD	Nov. 19, 1978 vs. Green Bay
Riley Odums	7-165, 2 TD	Dec. 10, 1978 vs. Kansas City
Haven Moses	5-116, 1 TD	Dec. 16, 1978 vs. Pittsburgh

**TOTALS**—Lionel Taylor 24, Al Denson 10, Haven Moses 6 (includes one playoff game), Eric Crabtree 5, Al Frazier 4, Bob Scarpitto 4, Riley Odums 3, Al Carmichael 3, Hewitt Dixon 2, Mike Haffner 2, Floyd Little 2, Jerry Simmons 2, Jimmy Jones 1, Gene Prebola 1, Jerry Tarr 1, Donnie Stone 1, Wendell Hayes 1, Charlie Mitchell 1, John Embree 1, Rod Sherman 1, Bobby Anderson 1, Rick Upchurch 1.

## Pre-Season Television

The Broncos' two road games during the pre-season schedule will be seen in Denver on KBTB, Channel 9. KBTB and the Broncos signed an agreement in 1978 for the away games to be seen exclusively on Channel 9.

Denver plays at Dallas August 4 (7:00 p.m., Denver time) and at San Francisco August 18 (8:30 p.m., Denver time).

If either of the Broncos' two home pre-season games is sold out 72 hours before kickoff, KBTB will have a live telecast of that game. Denver hosts Washington August 11 and New England August 24, with both contests slated to begin at 7:30 p.m.

If the game with Washington is not sold out, Channel 9 will show a delayed telecast of that contest.

## ALL-TIME HONORS

**1978**—Pro Bowl: Lyle Alzado, Randy Gradishar, Tom Jackson, Riley Odums, Bill Thompson, Rick Upchurch, Louis Wright. All-NFL: Lyle Alzado (AP), Randy Gradishar (AP, PFW, NEA), Tom Jackson (AP), Rick Upchurch (AP, PFW), Louis Wright (AP, PFW, NEA), All-AFC: Lyle Alzado (UPI, PFW, TSN), Steve Foley (UPI), Randy Gradishar (UPI, PFW, TSN), Tom Jackson (UPI), Bill Thompson (UPI, PFW, TSN), Rick Upchurch (PFW), Louis Wright (UPI, PFW, TSN). NFL Defensive Player of the Year: Randy Gradishar (AP, PFW, NEA). AFC Defensive Player of the Year: Randy Gradishar (UPI, Kansas City 101 Club). Colorado Sports Hall of Fame Pro Athlete of the Year: Randy Gradishar. Hartman Award Winners: Riley Odums, Randy Gradishar, Maurice Harvey.

**1977**—Pro Bowl: Lyle Alzado, Randy Gradishar, Tom Jackson, Billy Thompson, Louis Wright. All-NFL: Lyle Alzado (AP, UPI, PFW), Randy Gradishar (AP, UPI, PFW), Tom Jackson (AP, UPI, PFW), Billy Thompson (AP). All-AFC: Louis Wright (PFW), Billy Thompson (PFW). AFC Defensive Player of the Year: Lyle Alzado (Kansas City 101 Club). Colorado Sports Hall of Fame Pro Athlete of the Year: Craig Morton. Hartman Award Winners: Craig Morton, Tom Jackson, Rick Upchurch.

**1976**—Pro Bowl: Rick Upchurch, Otis Armstrong. All-NFL: Rick Upchurch. Hartman Award Winners: Riley Odums, Tom Jackson, Rick Upchurch.

**1975**—Pro Bowl: Randy Gradishar, Riley Odums. All-Pro: Riley Odums. Hartman Award Winners: Bobby Maples, Lyle Alzado, Jim Turner.

**1974**—Pro Bowl: Otis Armstrong, Riley Odums. All-Pro: Riley Odums, Otis Armstrong. Hartman Award Winners: Otis Armstrong, Tom Jackson, Ken Criter.

**1973**—Pro Bowl: Floyd Little, Haven Moses, Paul Smith, Riley Odums. All-Pro: Riley Odums. Hartman Award Winners: Charley Johnson, Paul Smith. Colorado Sports Hall of Fame Pro Athlete of the Year: Paul Smith.

**1972**—Pro Bowl: Floyd Little, Paul Smith. Colorado Sports Hall of Fame Pro Athlete of the Year: Floyd Little.

**1971**—Pro Bowl: Floyd Little, Rich Jackson.  
**1970**—Pro Bowl: Rich Jackson. All-Pro: Rich Jackson. Colorado Sports Hall of Fame Pro Athlete of the Year: Rich Jackson.

**1969**—All-AFL: Floyd Little, Rich Jackson. AFL All-Star Game: Rich Jackson, Al Denson, Mike Current, George Goeddeke, Floyd Little, Dave Costa.

**1968**—All-AFL: Rich Jackson. AFL All-Star Game: Floyd Little, Dave Costa, Rich Jackson.

**1967**—AFL All-Star Game: Al Denson, Larry Kaminski, Dave Costa, Nemiah Wilson.

**1966**—All-AFL: Bob Scarpitto. AFL All-Star Game: Bob Scarpitto, Jerry Strum, Goose Gonsoulin, John Bramlett.

**1965**—All-AFL: Cookie Gilchrist, Lionel Taylor, Eldon Dannenhauer. AFL All-Star Game: Eldon Dannenhauer, Cookie Gilchrist.

**1964**—All-AFL: Willie Brown. AFL All-Star Game: Willie Brown, Jerry Strum, Goose Gonsoulin, Jim Fraser.

**1963**—All-AFL: Goose Gonsoulin. AFL All-Star Game: Bud McFadin, Goose Gonsoulin.

**1962**—All-AFL: Bud McFadin, Goose Gonsoulin, Eldon Dannenhauer, Bob Zeman. AFL All-Star Game: Eldon Dannenhauer, Bud McFadin, Gene Mingo, Bob Zeman, Goose Gonsoulin, Jim Fraser.

**1961**—All-AFL: Lionel Taylor, Bud McFadin. AFL All-Star Game: Bud McFadin, Ken Adamson, Goose Gonsoulin, Don Stone.

**1960**—All-AFL: Lionel Taylor, Bud McFadin, Goose Gonsoulin.

## The Denver Broncos, with Red Miller

KBTB Channel 9 will air the Red Miller Show Monday evenings at 6:30 p.m. during the season, with the Broncos coach present to provide commentary on both the previous and the upcoming games.

Lynn Sanner will host the show, with a Bronco player the special guest with Miller each week.

# ALL-TIME SCORES

## REGULAR SEASON RESULTS

1960			1961		
Coach: Frank Filchock			Coach: Frank Filchock		
4-9-1	Attend.		3-11-0	Attend.	
13 At Boston	10 21,597		22 At Buffalo	10 16,636	
27 At Buffalo	21 15,229		17 At Boston	45 14,479	
24 At New York	28 20,462		28 At New York	35 14,381	
31 Oakland	14 18,372		19 At Oakland	33 8,361	
19 Los Angeles	23 19,141		12 Dallas	19 14,500	
31 Boston	24 12,683		27 Oakland	24 11,129	
14 Dallas	17 13,002		27 New York	10 12,508	
25 Houston	45 14,489		0 At San Diego	37 32,584	
7 At Dallas	34 21,000		14 Houston	55 11,564	
10 At Houston	20 20,778		16 San Diego	19 7,859	
38 Buffalo	38 7,785		10 Buffalo	23 7,645	
27 New York	30 5,861		14 At Houston	45 27,874	
33 At Los Angeles	41 9,928		24 Boston	28 9,303	
10 At Oakland	48 7,000		21 At Dallas	49 8,000	

1962			1963		
Coach: Jack Faulkner			Coach: Jack Faulkner		
7-7-0	Attend.		2-11-1	Attend.	
30 San Diego	21 28,000		7 Kansas City	59 21,115	
23 At Buffalo	20 30,577		14 At Houston	20 23,047	
16 At Boston	41 21,038		14 Boston	10 18,636	
32 At New York	10 17,213		50 San Diego	34 19,137	
44 Oakland	7 22,452		24 Houston	33 24,896	
23 At Oakland	6 7,000		21 At Boston	40 25,418	
20 Houston	10 34,496		35 At New York	35 22,553	
38 Buffalo	45 26,051		28 Buffalo	30 19,424	
23 At San Diego	20 20,827		17 At Buffalo	27 30,989	
29 Boston	33 28,187		9 New York	14 14,247	
3 Dallas	24 23,523		10 Oakland	26 14,763	
45 New York	45 15,776		21 At Kansas City	52 17,433	
17 At Houston	34 30,650		31 At Oakland	35 15,223	
10 At Dallas	17 19,137		20 At San Diego	58 31,312	

1964			1965		
Coach: Jack Faulkner (4 games) and Mac Speedie (10 games)			Coach: Mac Speedie		
2-11-1	Attend.		4-10-0	Attend.	
6 At New York	30 45,665		31 At San Diego	34 27,022	
13 At Buffalo	30 25,141		15 Buffalo	30 30,656	
17 Houston	38 22,155		27 At Boston	10 26,782	
10 Boston	39 17,851		16 New York	13 34,988	
33 Kansas City	27 16,885		23 Kansas City	31 31,001	
14 At San Diego	42 23,242		28 Houston	17 32,492	
7 At Oakland	40 16,825		13 At Buffalo	31 45,046	
39 Kansas City	49 15,053		10 At New York	45 55,572	
20 San Diego	31 19,670		21 San Diego	35 33,073	
20 New York	16 11,309		31 At Houston	21 28,126	
7 At Boston	12 24,979		20 Oakland	28 30,369	
20 Oakland	20 15,958		13 At Oakland	24 19,023	
19 Buffalo	30 14,431		20 Boston	28 27,207	
15 At Houston	34 15,839		35 At Kansas City	45 14,421	

1966			1967		
Coach: Mac Speedie (2 games) and Ray Malavasi (12 games)			Coach: Lou Saban		
4-10-0	Attend.		3-11-0	Attend.	
7 At Houston	45 30,156		26 Boston	21 35,488	
10 Boston	24 25,160		0 At Oakland	51 25,423	
7 New York	16 28,770		21 At Miami	35 29,381	
40 Houston	38 27,203		24 New York	38 35,565	
10 At Kansas City	37 33,929		6 At Houston	10 21,798	
7 At Miami	24 23,393		16 Buffalo	17 35,188	
10 Kansas City	56 26,196		21 San Diego	33 34,465	
17 At San Diego	24 25,819		9 At Kansas City	52 44,002	
17 At Boston	10 18,154		17 Oakland	21 29,043	
3 Oakland	17 26,703		18 Houston	20 30,392	
20 San Diego	7 24,860		21 At Buffalo	20 30,891	
17 Miami	7 33,306		20 At San Diego	24 34,586	
10 At Oakland	28 31,765		33 At New York	24 61,615	
21 At Buffalo	38 40,583		24 Kansas City	38 31,660	

## REGULAR SEASON RESULTS

1968			1969		
Coach: Lou Saban			Coach: Lou Saban		
5-9-0	Attend.		5-8-1	Attend.	
10 At Cincinnati	24 25,049		26 Boston	21 35,488	
2 At Kansas City	34 45,821		21 New York	19 50,583	
17 Boston	20 37,024		28 At Buffalo	41 40,302	
10 Cincinnati	7 41,257		13 Kansas City	26 50,564	
21 At New York	13 62,052		14 Oakland	24 49,511	
24 At San Diego	55 42,953		30 At Cincinnati	23 27,920	
21 Miami	14 44,115		21 At Houston	24 45,348	
35 At Boston	14 18,304		13 San Diego	0 45,511	
7 Oakland	43 50,002		10 At Oakland	41 54,416	
17 At Houston	38 36,075		20 Houston	20 45,002	
34 Buffalo	32 35,201		24 At San Diego	45 34,664	
23 San Diego	47 35,312		17 At Kansas City	31 48,773	
27 At Oakland	33 47,754		24 At Miami	27 25,332	
7 Kansas City	30 38,463		27 Cincinnati	16 42,196	

1970			1971		
Coach: Lou Saban			Coach: Lou Saban (9 games) and Jerry Smith (5 games)		
5-8-1	Attend.		4-9-1	Attend.	
25 At Buffalo	10 34,882		10 Miami	10 51,200	
16 Pittsburgh	13 50,705		13 At G. Bay (Milw.)	34 47,957	
26 Kansas City	13 50,705		3 Kansas City	16 51,200	
23 At Oakland	35 54,436		16 Oakland	27 51,200	
24 Atlanta	10 50,705		20 San Diego	16 51,200	
14 At San Francisco	19 39,515		27 At Cleveland	0 75,674	
3 Washington	19 50,705		16 At Philadelphia	17 65,358	
21 At San Diego	24 48,327		20 Detroit	24 51,200	
19 Oakland	24 50,959		10 Cincinnati	24 51,200	
31 At New Orleans	6 66,837		10 At Kansas City	28 49,945	
21 At Houston	31 35,733		22 At Pittsburgh	10 39,710	
0 At Kansas City	16 50,454		6 Chicago	3 51,200	
17 San Diego	17 50,959		17 At San Diego	45 44,347	
13 Cleveland	27 51,001		13 At Oakland	21 54,651	

1972			1973		
Coach: John Ralston			Coach: John Ralston		
5-9-0	Attend.		7-5-2	Attend.	
30 Houston	17 51,656		28 Cincinnati	10 49,059	
14 At San Diego	37 49,048		34 San Francisco	36 50,966	
24 Kansas City	45 51,656		14 Chicago	33 51,159	
10 At Cincinnati	21 55,812		14 At Kansas City	16 71,414	
20 Minnesota	23 51,656		48 At Houston	20 32,801	
30 At Oakland	23 53,551		23 Oakland	23 51,270	
20 Cleveland	27 51,656		40 At N.Y. Jets	28 55,108	
17 At N.Y. Giants	29 62,689		17 At St. Louis	17 46,567	
16 At Los Angeles	10 65,398		30 San Diego	19 51,034	
20 Oakland	37 51,656		23 At Pittsburgh	13 48,580	
20 At Atlanta	23 58,850		10 Kansas City	10 51,331	
21 At Kansas City	24 66,725		14 Dallas	22 51,508	
38 San Diego	13 51,473		42 At San Diego	28 44,954	
45 New England	21 51,656		17 At Oakland	21 51,910	

1974			1975		
Coach: John Ralston			Coach: John Ralston		
7-6-1	Attend.		6-8-0	Attend.	
10 Los Angeles	17 51,121		37 Kansas City	33 51,858	
35 Pittsburgh (OT)	35 51,068		23 Green Bay	13 51,621	
3 At Washington	30 54,395		10 At Buffalo	38 79,864	
17 At Kansas City	14 67,298		9 At Pittsburgh	20 49,164	
33 New Orleans	17 50,881		16 Cleveland	15 52,590	
27 San Diego	17 50,928		13 At Kansas City	26 70,043	
21 At Cleveland	23 60,478		17 Oakland	12 5,505	
17 Oakland	28 45,946		16 Cincinnati	17 49,919	
17 At Baltimore	6 33,244		27 At San Diego	17 26,048	
34 Kansas City	42 50,236		21 At Atlanta	35 28,686	
20 At Oakland	17 51,224		13 San Diego (OT)	10 46,802	
31 At Detroit	27 51,157		10 At Oakland	17 51,075	
37 Houston	14 47,142		25 Philadelphia	10 37,080	
0 At San Diego	17 36,571		13 At Miami	14 43,064	



## REGULAR SEASON RESULTS

1976			1977		
<b>Coach: John Ralston</b>	<b>9-5-0</b>	<b>Attend.</b>	<b>Coach: Red Miller</b>	<b>12-2-0</b>	<b>Attend.</b>
7 At Cincinnati	17	53,464	7 St. Louis	0	75,002
46 New York Jets	3	62,669	26 Buffalo	6	74,897
44 Cleveland	13	62,975	24 At Seattle	13	53,108
26 San Diego	0	63,369	23 Kansas City	7	74,878
7 At Houston	17	47,928	30 At Oakland	7	53,616
10 Oakland	17	63,431	24 At Cincinnati	13	54,305
35 At Kansas City	26	57,961	14 Oakland	24	75,007
6 At Oakland	19	52,169	21 Pittsburgh	7	74,967
48 Tampa Bay	13	62,703	17 At San Diego	14	45,211
17 At San Diego	0	32,017	14 At Kansas City	7	54,050
14 New York Giants	13	63,151	27 Baltimore	13	74,939
14 At New England	38	61,128	24 At Houston	14	46,875
17 Kansas City	16	58,170	17 San Diego	9	74,905
28 At Chicago	14	44,459	6 At Dallas	14	63,752

### Playoffs

34 Pittsburgh	21	75,011
20 Oakland	17	74,982

### Super Bowl

10 Dallas	27	76,400
-----------	----	--------

1978			10-6-0 Attend.		
<b>Coach: Red Miller</b>					
14 Oakland	6	74,904			
9 At Minnesota (OT)	12	46,508			
27 San Diego	14	74,983			
23 At Kansas City (OT)	17	60,593			
28 Seattle	7	74,989			
0 At San Diego	23	50,077			
16 Chicago	7	75,008			
6 At Baltimore	7	54,057			
20 At Seattle (OT)	17	62,948			
28 New York Jets	31	74,983			
19 At Cleveland	7	70,856			
16 Green Bay	3	74,965			
14 At Detroit	17	71,785			
21 At Oakland	6	53,932			
24 Kansas City	3	74,149			
17 Pittsburgh	21	74,104			

### Playoffs

10 At Pittsburgh	33	48,921
------------------	----	--------

## ALL-TIME PRE-SEASON RESULTS (Continued)

1968 (2-3)		1974 (4-2)	
15 Cincinnati 13		19 New York Jets 41	
16 Minnesota 39		27 Minnesota 21	
6 San Francisco 22		10 At San Francisco 3	
6 San Diego 3 (San Antonio)		31 At Green Bay 21	
7 Oakland 23 (Portland)		27 New England 21 (At Spokane)	
		14 Atlanta 20	

1969 (1-4)		1975 (3-3)	
6 At Minnesota 26		20 Baltimore 23	
22 New Orleans 28		21 At New Orleans 24	
19 San Francisco 15		27 Houston 21	
10 Boston 26 (Jacksonville)		13 At Chicago 0	
11 At Cincinnati 13		10 At San Francisco 44	
		21 St. Louis 17	

1970 (3-2)		1976 (5-2)	
26 St. Louis 16		10 Detroit 7 (Hall of Fame Game at Canton, Ohio)	
7 Baltimore 24		14 Chicago 15	
7 S. Francisco 23 (Eugene, Ore.)		7 At San Francisco 17	
30 Chicago 17		13 At Dallas 9	
16 Boston 14 (Salt Lake City)		52 Seattle 7	
		21 At St. Louis 17	
		30 Minnesota 17	

1971 (1-4)		1977 (5-1)	
13 Washington 17		14 Baltimore 8	
10 Atlanta 27 (Memphis)		15 St. Louis 7	
17 San Francisco 33 (Spokane)		10 At Atlanta 2	
14 Minnesota 7		24 At Philadelphia 28	
17 At Chicago 33		27 At Seattle 10	
		20 At San Francisco 0	

1972 (2-3)		1978 (2-2)	
0 At Washington 41		17 At Houston 12	
13 At St. Louis 17		14 Dallas 21	
27 At San Francisco 24		23 At Buffalo 13	
49 New England 24		13 San Francisco 24	
13 Baltimore 20			

1973 (2-3)			
10 At Washington 14			
38 St. Louis 17			
7 At San Francisco 43			
16 Buffalo 14			
10 Baltimore 17			

## ALL-TIME PRE-SEASON RESULTS

1960 (0-5)		1964 (2-3)	
6 Boston 43 (Providence, R.I.)		20 At San Diego 34	
14 Buffalo 31 (Rochester)		7 Oakland 20	
3 At Houston 42		32 At Houston 20	
0 Dallas 48 (Little Rock)		10 Kansas City 14 (Ft. Worth)	
30 At Los Angeles 36		28 Boston 17	

1961 (1-4)		1965 (1-4)	
13 At Dallas 31 (Midland, Tex.)		24 Kansas City 30	
48 Oakland 21 (Spokane)		27 Oakland 17 (Salt Lake City)	
27 At Dallas 29 (Ft. Worth)		6 San Diego 21	
10 Houston 42 (Mobile)		3 Houston 25 (San Antonio)	
12 At Oakland 49		20 Oakland 30 (Saramento)	

1962 (2-2)		1966 (1-3)	
17 Houston 33 (Atlanta)		30 Kansas City 32	
24 At San Diego 31		3 At Buffalo 25	
27 At Dallas 24		28 Miami 16 (Memphis)	
41 At Oakland 12 (Stockton, Calif.)		21 Oakland 52	

1963 (2-3)		1967 (3-1)	
27 Houston 10		2 Miami 19 (Akron)	
10 At Oakland 35		13 Detroit 7	
31 San Diego 25		14 Minnesota 9	
16 At Kansas City 30		21 Oakland 17 (N. Platte, Neb.)	
14 Buffalo 21 (Winston-Salem)			

## REGULAR SEASON SERIES RECORDS

ATLANTA FALCONS		BUFFALO BILLS	
1970—At Den 24, Atl 10		1960—Den 27, At Buf 21	
1972—At Atl 23, Den 20		1960—At Den 38, Buf 38 (tie)	
1975—At Atl 35, Den 21		1961—Den 22 At Buf 10	
(Broncos 1, Falcons 2)		1961—Buf 23, At Den 10	
		1962—Den 23, At Buf 20	
		1962—Buf 45, At Den 38	
		1963—Buf 30, At Den 28	
		1963—At Buf 27, Den 17	
		1964—At Buf 30, Den 13	
		1964—Buf 30, At Den 19	
		1965—Buf 30, At Den 15	
		1965—At Buf 31, Den 13	
		1966—At Buf 38, Den 21	
		1967—Buf 17, At Den 16	
		1967—Den 21, At Buf 20	
		1968—At Den 34, Buf 32	
		1969—At Buf 41, Den 28	
		1970—Den 25, At Buf 10	
		1975—At Buf 38, Den 14	
		1977—At Den 26, Buf 6	
		(Broncos 7, Bills 12, 1 tie)	

### BALTIMORE COLTS

1974—Den 17, At Bal 6
1977—At Den 27, Bal 13
1978—At Bal 7, Den 6
(Broncos 2, Colts 1)

## SERIES RECORDS (CONTINUED)

### CHICAGO BEARS

1971—At Den 6, Chi 3  
1973—Chi 33, At Den 14  
1976—Den 28, At Chi 14  
1978—At Den 16, Chi 7  
(Broncos 3, Bears 1)

### CINCINNATI BENGALS

1968—At Cin 24, Den 10  
1968—At Den 10, Cin 7  
1969—Den 30, At Cin 23  
1969—At Den 27, Cin 16  
1971—Cin 24, At Den 10  
1972—At Cin 21, Den 10  
1973—At Den 28, Cin 10  
1975—Cin 17, At Den 16  
1976—At Cin 17, Den 7  
1977—Den 24, At Cin 13  
(Broncos 5 Bengals 5)

### CLEVELAND BROWNS

1970—Cle 27, At Den 13  
1971—Den 27, At Cle 0  
1972—Cle 27, At Den 20  
1974—At Cle 23, Den 21  
1975—At Den 16, Cle 15  
1976—At Den 44, Cle 13  
1978—Den 19, At Cle 7  
(Broncos 4, Browns 3)

### DALLAS COWBOYS

1973—Dal 22, At Den 10  
1977—At Dal 14, Den 6  
(Broncos 0, Cowboys 2)

### DETROIT LIONS

1971—Det 24, At Den 20  
1974—Den 31, At Det 27  
1978—At Det 17, Den 14  
(Broncos 1, Lions 2)

### GREEN BAY PACKERS

1971—At GB 34, Den 13  
1975—At Den 23, GB 13  
1978—At Den 16, GB 3  
(Broncos 2, Packers 1)

### HOUSTON OILERS

1960—Hou 45, At Den 25  
1960—At Hou 20, Den 10  
1961—Hou 55, At Den 14  
1961—At Hou 45, Den 14  
1962—At Den 20, Hou 10  
1962—At Hou 34, Den 17  
1963—At Hou 20, Den 14  
1963—Hou 33, At Den 24  
1964—Hou 38, At Den 17  
1964—At Hou 34, Den 15  
1965—At Den 28, Hou 17  
1965—Den 31, At Hou 21  
1966—At Hou 45, Den 7  
1966—At Den 40, Hou 38  
1967—At Hou 10, Den 6  
1967—Hou 20, At Den 18  
1968—At Hou 38, Den 17  
1969—At Hou 24, Den 21  
1969—At Den 20, Hou 20  
1970—At Hou 31, Den 21  
1972—At Den 30, Hou 17  
1973—Den 48, At Hou 20  
1974—At Den 37, Hou 14  
1976—At Hou 17, Den 3  
1977—Den 24, At Hou 14  
(Broncos 8, Oilers 16, 1 tie)

### KANSAS CITY CHIEFS (Dallas Texans 1960-62)

1960—Dal 17, At Den 14  
1960—At Dal 34, Den 7  
1961—Dal 19, At Den 12  
1961—At Dal 49, Den 21  
1962—Dal 24, At Den 3  
1962—At Dal 17, Den 10  
1963—KC 59, At Den 7  
1963—At KC 52, Den 21  
1964—At Den 33, KC 27  
1964—At KC 49, Den 39  
1965—KC 31, At Den 23  
1965—At KC 45, Den 35  
1966—At KC 37, Den 10  
1966—KC 56, At Den 10  
1967—At KC 52, Den 9  
1967—KC 38, At Den 24  
1968—At KC 34, Den 2  
1968—KC 30, At Den 7  
1969—KC 26, At Den 13  
1969—At KC 31, Den 17  
1970—At Den 26, KC 13  
1970—At KC 16, Den 0  
1971—KC 16, At Den 3  
1971—At KC 28, Den 10  
1972—KC 45, At Den 24  
1972—At KC 24, Den 21  
1973—At KC 16, Den 14  
1973—At Den 14, KC 10  
1974—Den 17, At KC 14  
1974—KC 42, At Den 34  
1975—At Den 37, KC 33  
1975—At KC 26, Den 13  
1976—At KC 35, Den 26  
1976—At Den 17, KC 16  
1977—At Den 23, KC 7  
1977—Den 14, At KC 7  
1978—Den 23, At KC 17 (OT)  
1978—At Den 24, KC 3  
(Broncos 11, Chiefs 27)

### LOS ANGELES RAMS

1972—Den 16, At LA 10  
1974—LA 17, Den 10  
(Broncos 1, Rams 1)

### MIAMI DOLPHINS

1966—At Mia 24, Den 7  
1966—At Den 17, Mia 7  
1967—At Mia 35, Den 21  
1968—At Den 21, Mia 14  
1969—At Mia 27, Den 24  
1971—At Den 10, Mia 10  
1975—At Mia 14, Den 13  
(Broncos 2, Dolphins 4, 1 tie)

### MINNESOTA VIKINGS

1972—Min 23, At Den 20  
1978—At Min 12, Den 9 (OT)  
(Broncos 0, Vikings 2)

## SERIES RECORD (CONTINUED)

### NEW ENGLAND PATRIOTS (Boston Patriots 1960-70)

1960—Den 13, At Bos 10  
1960—At Den 31, Bos 24  
1961—At Bos 45, Den 17  
1961—Bos 28, At Den 24  
1962—At Bos 41, Den 16  
1962—Bos 33, At Den 29  
1963—At Den 14, Bos 10  
1963—At Bos 40, Den 21  
1964—Bos 39, At Den 10  
1964—At Bos 12, Den 7  
1965—Den 27, At Bos 10  
1965—Bos 28, At Den 20  
1966—Bos 24, At Den 10  
1966—Den 17, At Bos 10  
1967—At Den 26, Bos 21  
1968—Bos 20, At Den 17  
1968—Den 35, At Bos 14  
1969—At Den 35, Bos 7  
1972—At Den 45, NE 21  
1976—At NE 38, Den 14  
(Broncos 9, Patriots 11)

### NEW ORLEANS SAINTS

1970—Den 31, At NO 6  
1974—At Den 33, NO 17  
(Broncos 2, Saints 0)

### NEW YORK GIANTS

1972—At NY 29, Den 17  
1976—At Den 14, NY 13  
(Broncos 1, Giants 1)

### NEW YORK JETS (New York Titans 1960-62)

1960—At NY 28, Den 24  
1960—NY 30, At Den 27  
1961—At NY 35, Den 28  
1961—At Den 27, NY 10  
1962—Den 32, At NY 10  
1962—NY 46, At Den 45  
1963—Den 35, NY 35  
1963—NY 14, At Den 9  
1964—At NY 30, Den 6  
1964—At Den 20, NY 16  
1965—At Den 16, NY 13  
1965—At NY 45, Den 10  
1966—NY 16, At Den 7  
1967—NY 38, At Den 24  
1967—Den 33, At NY 24  
1968—Den 21, At NY 13  
1969—At Den 21, NY 19  
1973—Den 40, At NY 28  
1976—At Den 46, NY 3  
1978—NY 31, At Den 28  
(Broncos 9, Jets 10, 1 tie)

### OAKLAND RAIDERS

1960—At Den 31, Oak 14  
1960—At Oak 48, Den 10  
1961—At Oak 33, Den 19  
1961—At Den 27, Oak 24  
1962—At Den 44, Oak 7  
1962—Den 23, At Oak 6  
1963—Oak 26, At Den 10  
1963—At Oak 35, Den 31  
1964—At Oak 40, Den 7  
1964—At Den 20, Oak 20  
1965—Oak 28, At Den 20  
1965—At Oak 24, Den 13  
1966—Oak 17, At Den 3  
1966—At Oak 28, Den 10  
1967—At Oak 51, Den 0  
1967—Oak 21, At Den 17  
1968—Oak 43, At Den 7  
1968—At Oak 33, Den 27  
1969—Oak 24, At Den 14  
1969—At Oak 41, Den 10  
1970—At Oak 35, Den 23  
1970—Oak 24, At Den 19  
1971—Oak 27, At Den 16  
1971—At Oak 21, Den 13  
1972—Den 30, At Oak 23  
1972—Oak 37, At Den 20  
1973—At Den 23, Oak 23  
1973—At Oak 21, Den 17  
1974—Oak 28, At Den 17  
1974—Den 20, At Oak 17  
1975—Oak 42, At Den 17  
1975—At Oak 17, Den 10  
1976—Oak 17, At Den 10  
1976—At Oak 19, Den 3  
1977—Den 30, At Oak 7  
1977—Oak 24, At Den 14  
1978—At Den 14, Oak 6  
1978—Den 21, At Oak 6  
(Broncos 9, Raiders 27, 2 ties)

### PHILADELPHIA EAGLES

1971—At Phi 17, Den 16  
1975—At Den 25, Phi 10  
(Broncos 1, Eagles 1)

### PITTSBURGH STEELERS

1970—At Den 16, Pit 13  
1971—Den 22, At Pit 10  
1973—Den 23, At Pit 13  
1974—At Den 35, Pit 35 (OT)  
1975—At Pit 20, Den 9  
1977—At Den 21, Pit 7  
1978—Pit 21, At Den 17  
(Broncos 4, Steelers 2, 1 tie)

## SERIES RECORD (CONTINUED)

### SAN DIEGO CHARGERS (Los Angeles Chargers 1960)

1960—LA 23, At Den 19  
1960—At LA 41, Den 33  
1961—At SD 37, Den 0  
1961—SD 19, At Den 16  
1962—At Den 30, SD 21  
1962—Den 23, At SD 20  
1963—At Den 50, SD 34  
1963—At SD 58, Den 20  
1964—At SD 42, Den 14  
1964—SD 31, At Den 20  
1965—At SD 34, Den 31  
1965—SD 35, At Den 21  
1966—At SD 24, Den 17  
1966—At Den 20, SD 17  
1967—SD 38, At Den 21  
1967—At SD 24, Den 20  
1968—At SD 55, Den 24  
1968—SD 47, At Den 23  
1969—At Den 13, SD 0  
1969—At SD 45, Den 24  
1970—At SD 24, Den 21  
1970—At Den 17, SD 17  
1971—At Den 20, SD 16  
1971—At SD 45, Den 17  
1972—At SD 37, Den 14  
1972—At Den 38, SD 13  
1973—At Den 30, SD 19  
1973—Den 42, At SD 28  
1974—At Den 27, SD 7  
1974—At SD 17, Den 0  
1975—Den 27, At SD 17  
1975—At Den 13, SD 10 (OT)  
1976—At Den 26, SD 0  
1976—Den 17, At SD 0  
1977—Den 14, At SD 10  
1977—Den 17, At SD 14  
1977—At Den 17, SD 9  
1978—At Den 27, SD 14  
1978—At SD 23, Den 0  
(Broncos 17, Chargers 20, 1 tie)

### SAN FRANCISCO 49ERS

1970—At SF 19, Den 14  
1973—SF 36, At Den 34  
(Broncos 0, 49ers 2)

### SEATTLE SEAHAWKS

1977—Den 24, At Sea 13  
1978—At Den 28, Sea 7  
1978—Den 20, At Sea 17 (OT)  
(Broncos 3, Seahawks 0)

### ST. LOUIS CARDINALS

1973—Den 17, At SL 17  
1977—At Den 7, SL 0  
(Broncos 1, Cardinals 0, 1 tie)

### TAMPA BAY BUCCANEERS

1976—At Den 48, TB 13  
(Broncos 1, Buccaneers 0)

### WASHINGTON REDSKINS

1970—Was 19, At Den 3  
1974—At Was 30, Den 3  
(Broncos 0, Redskins 2)

## 1979 ROSTER INFORMATION

All National Football League teams will have a regular season player roster maximum of 45 players, plus three free re-activations of players from the Injured Reserve List after the final cutdown date. Also, all waivers during the 24-hour claiming period (July through December) are no-recall and all claims are no-withdrawal. Cutdown dates and squads for 1979 are:

August 14—60 players  
(following second pre-season game)  
August 21—50 players  
(following third pre-season game)  
August 27—45 players  
(Monday prior to first regular season game)  
September 1-2-3—  
NFL's first regular season weekend of 1979.

## PLAYOFF HISTORY

1977

### BRONCOS 34, STEELERS 21

Saturday, Dec. 24 at Denver

After ties at 7, 14, and 21, veteran Jim Turner kicked a 44-yard field goal to put Denver ahead to stay as the Broncos—in their first playoff game ever—beat the perennial AFC Central Champion Steelers. Leading 24-21, the Broncos capped their victory with two fourth-quarter interceptions by linebacker Tom Jackson, the last of which set up Craig Morton's 34-yard game-clinching touchdown pass to Jack Dolbin. Denver capitalized on a blocked punt and a fumble recovery for two scores in the first half, which ended 14-14. Morton and Steeler quarterback Terry Bradshaw traded touchdown passes in the second half before Turner's kick, Jackson's interceptions, and Morton's arm kept Pittsburgh from the AFC title game for the first time in four years. The Denver victory set up a third game between the AFC Western champion Broncos and the AFC Wild Card Raiders, who split two regular season games.

Pittsburgh	0	14	0	7	—	21
Denver	7	7	7	13	—	34

Den—Lytle 7 run (Turner kick)  
Pit—Bradshaw 1 run (Gerela kick)  
Den—Armstrong 10 run (Turner kick)  
Pit—Harris 1 run (Gerela kick)  
Den—Odoms 30 pass from Morton (Turner kick)  
Pit—Brown 1 pass from Bradshaw (Gerela kick)  
Den—FG Turner 44  
Den—FG Turner 25  
Den—Dolbin 34 pass from Morton (Turner kick)  
ATT—75,011

### TEAM STATISTICS

	Pit	Den
First downs	18	15
Total net yards	304	258
Net yards rushing	127	103
Net yards passing	177	155
Total plays	76	61
Passes	19-37-3	11-23-0
Return yards	135	161
Penalty yardage	67	20

### INDIVIDUAL STATISTICS

#### Pittsburgh

**RUSHING**—Harris 28-92, Bleier 7-14, Bradshaw 4-21. **PASSING**—Bradshaw 19-37-3, 177 yards. **RECEIVING**—Harris 4-20, Cunningham 3-42, Swann 1-6, Stallworth 4-80, Bleier 2-10, Brown 1-1, Maxson 3-11, Grossman 1-7.

#### Denver

**RUSHING**—Lytle 12-26, Keyworth 5-20, Jensen 4-13, Armstrong 11-44, Morton 5-0. **PASSING**—Morton 11-23-0, 164 yards. **RECEIVING**—Jensen 2-33, Odoms 5-43, Moses 2-45, Armstrong 1-9, Dolbin 1-34.

### BRONCOS 20, RAIDERS 17

### AFC CHAMPIONSHIP

Sunday, Jan. 1 at Denver

Denver quarterback Craig Morton threw two touchdown passes to Haven Moses as the Broncos defeated the defending

NFL Champion Oakland Raiders 20-17 and moved into their first Super Bowl. Morton, who was drafted and spent nine-and-a-half years with the Cowboys, would face his former Dallas teammates after completing 10 of 20 passes for 224 yards. It would be the second meeting in five weeks for these two teams—Dallas won 14-6 in the regular season finale as Morton played only the opening series due to a bruised hip. On a sunny, 18-degree day before 74,982 Denver partisans, the Raiders scored on their initial possession as Errol Mann kicked a 20-yard field goal to climax an 18-play drive. Morton hit Moses on their first scoring hookup two plays later on a 74-yard touchdown bomb, and the Broncos were on top to stay. Denver took advantage of two Oakland turnovers in the second half to win its second game in three meetings with the Raiders during the 1977 season. Defensive end Brison Manor recovered running back Clarence Davis' fumble at the Oakland 17 and running back Jon Keyworth scored from the 1-yard line to increase the margin to 14-3 in the third quarter. Oakland quarterback Ken Stabler hit tight end Dave Casper on the first of two scoring passes to narrow the lead to 14-10 with 39 seconds elapsed in the final period. But on Oakland's next possession, linebacker Bob Swenson intercepted a Stabler pass and ran to the Raiders' 14. Morton then threw 12 yards to Moses for the Broncos' final touchdown. Oakland finished the scoring on the next series as Stabler threw 17 yards to Casper for the game's last touchdown. Denver controlled the ball for the final 3:08 and gave Red Miller the AFC title in his first year as a head coach. Moses, a 10-year veteran, had five receptions for 168 yards. The Denver defense, which was No. 1 against the rush in the NFL during the regular season, held the Raiders to 94 yards on the ground.

Oakland	3	0	0	14	—	17
Denver	7	0	7	6	—	20

Oak—FG Mann 20

Den—Moses 74 pass from Morton (Turner kick)

Den—Keyworth 1 run (Turner kick)

Oak—Casper 7 pass from Stabler (Mann kick)

Den—Moses 12 pass from Morton (pass failed)

Oak—Casper 17 pass from Stabler (Mann kick)

ATT—74,982

#### TEAM STATISTICS

	Oak	Den
First downs	20	16
Total net yards	298	308
Net yards rushing	94	91
Net yards passing	204	217
Total plays	72	58
Passes	17-35-1	10-20-1
Return yards	152	93
Penalty yardage	6	46

#### INDIVIDUAL STATISTICS

##### Oakland

**RUSHING**—Davis 9-1, van Eeghen 20-71, Banaszak 7-22.

**PASSING**—Stabler 17-35-1. **RECEIVING**—van Eeghen 2-8, Biletnikoff 4-38, Branch 3-59, Casper 5-71, Siani 1-12, Banaszak 1-2, Bradshaw 1-25.

##### Denver

**RUSHING**—Keyworth 8-19, Lytle 7-26, Perrin 11-42, Armstrong 7-16, Morton 2-(-4), Jensen 1-2, Moses 1-(-10). **PASSING**—Morton 10-20-1, 224 yards. **RECEIVING**—Moses 5-168, Perrin 2-20, Odoms 1-13, Keyworth 1-3, Jensen 1-20.

## SUPER BOWL XII

### COWBOYS 27, BRONCOS 10

Sunday, Jan. 15, at New Orleans

The Dallas Cowboys evened their Super Bowl record at 2-2 by defeating the Denver Broncos 27-10 before a sellout crowd of 76,400, plus 90 million television viewers, the largest audience ever to watch a sporting event. Dallas converted two pass interceptions by safety Randy Hughes and cornerback Aaron Kyle into 10 points and Efen Herrera added a 35-yard field goal to give the Cowboys at 13-0 halftime advantage.

The Denver offense had trouble getting untracked against the hard-hitting Cowboy defense. The Broncos lost three fumbles and were intercepted twice on their last five possessions of the first half. The Broncos came back momentarily at the outset of the third period. Craig Morton engineered a drive to the Cowboys 30-yard line from where Jim Turner booted a 47-yard field goal to make the score 13-3. After an exchange of punts, Dallas wide receiver Butch Johnson made a spectacular diving catch in the end zone to complete a 45-yard pass from Roger Staubach to put the Cowboys ahead 20-3.

However, the momentum swung back to the Broncos as Rick Upchurch returned the kickoff 67 yards to the Dallas 26. On the second play of the series, Norris Weese relieved Craig Morton at quarterback. Morton, who was intercepted only eight times during the regular season, had thrown a Super Bowl record four interceptions. Weese guided the Broncos to a touchdown—a one-yarder by Ron Lytle—to cut the Dallas lead to 20-10 with 5:39 left in the third quarter.

Dallas clinched the victory when running back Robert Newhouse threw a 29-yard touchdown pass to Golden Richards on an option play with 7:04 remaining in the game. It was the first pass thrown by Newhouse since the 1975 regular season. The Cowboys offense amassed 325 yards while the defense limited the Broncos to 156 in a game which saw the Cowboys control the ball 38:34 to Denver's 21:26. Roger Staubach completed 17 of 25 passes for 183 yards while Harvey Martin and Randy White, who were named Co-MVPs, led the Cowboys defense which recovered four fumbles and intercepted four passes.

Dallas	10	3	7	—	27
Denver	0	0	10	0	— 10

Dal—Dorsett 3 run (Herrera kick)

Dal—FG Herrera 35

Dal—FG Herrera 43

Den—FG Turner 47

Dal—Johnson 45 pass from Staubach (Herrera kick)

Den—Lytle 1 run (Turner kick)

Dal—Richards 29 pass from Newhouse (Herrera kick)

ATT—76,400

#### TEAM STATISTICS

	Dal	Den
First downs	17	11
Total net yards	325	156
Net yards rushing	143	121
Net yards passing	182	35
Total plays	71	58
Passes	19-28-0	8-25-4
Return yards	97	195
Penalty yardage	94	60

#### INDIVIDUAL STATISTICS

##### Dallas

**RUSHING**—Johnson 1-(-9), Dorsett 15-66, Newhouse 14-55, P. Pearson 3-11, Staubach 3-6, White 1-13, Laidlaw 1-1. **PASSING**—Staubach 17-25-0, 183 yards; White 1-2-0, 5 yards; Newhouse 1-1-0, 29 yards. **RECEIVING**—P. Pearson 5-37, Dorsett 2-11, DuPree 4-66, Newhouse 3-(-1), Johnson 2-53, Richards 2-38, D. Pearson 1-13.



## Denver

**RUSHING**—Keyworth 5-9, Armstrong 7-27, Lytle 10-35, Perrin 3-8, Jensen 1-16, Weese 3-26. **PASSING**—Morton 4-15-4, 39 yards; Weese 4-10-0, 22 yards. **RECEIVING**—Moses 1-21, Perrin 1-(-7), Dolbin 2-24, Odoms 2-9, Jensen 1-5, Upchurch 1-9.

## 1978

### STEELERS 33, BRONCOS 10

Saturday, December 30 at Pittsburgh

Two fourth quarter touchdown passes by Pittsburgh quarterback Terry Bradshaw lifted the Steelers to a 33-10 victory over the Denver Broncos and into the American Football Conference championship game.

Bradshaw's scoring tosses included a 45-yard bomb to John Stallworth and a 38-yarder to Lynn Swann, capping a brilliant performance by the Pittsburgh passer.

The Broncos took the early lead on a 37-yard Jim Turner field goal, but Pittsburgh's Franco Harris ran one and 18 yards for touchdowns and Roy Gerela kicked a 24-yard field goal to give the Steelers a 16-3 advantage. Denver cut the margin to 16-10 on a three-yard Dave Preston TD, but Gerela kicked another field goal to make the halftime margin 19-10. Denver threatened to come closer in the third period, but Turner's 29-yard field goal attempt was blocked, and Bradshaw's passing sealed Denver's fate early in the final stanza. The Steelers rolled to 425 yards total offense, with Bradshaw accounting for 272 through the air, 156 on ten receptions by Stallworth. The eventual World Champion Steelers limited the Broncos' ground game to just 87 yards in earning the right to play the Houston Oilers for the AFC crown the following week.

Denver	3	7	0	0	—	10
Pittsburgh	6	13	0	14	—	33
Den—Turner 37 FG						
Pit—Harris 1 run (kick failed)						
Pit—Harris 18 run (Gerela kick)						
Pit—Gerela 24 FG						
Den—Preston 3 run (Turner kick)						
Pit—Gerela 27 FG						
Pit—Stallworth 45 pass from Bradshaw (Gerela kick)						
Pit—Swann 38 pass from Bradshaw (Gerela kick)						
ATT—48,921						

#### TEAM STATISTICS

	Den	Pit
First downs	15	24
Total net yards	218	425
Net yards rushing	87	153
Net yards passing	131	272
Total plays	55	69
Passes	12-22-0	16-29-1
Return yards	110	93
Penalty yardage	104	88

#### INDIVIDUAL STATISTICS

##### Denver

**RUSHING**—Keyworth 6-12, Lytle 5-6, Canada 1-3, Perrin 6-6, Preston 4-14, Weese 4-43, Armstrong 1-3. **PASSING**—Morton 3-5-0, 34 yards; Weese 8-16-0, 118 yards; Dilts 1-1-0, 16 yards. **RECEIVING**—Moses 2-33, Dolbin 4-77, Lytle 1-(-1), Perrin 2-16, Odoms 1-24, Preston 2-19.

##### Pittsburgh

**RUSHING**—Harris 24-105, Bleier 8-26, Bradshaw 2-4, Thornton 2-4, Moser 2-6, J. Smith 1-4, Deloplainie 1-4. **PASSING**—Bradshaw 16-29-1, 272 yards. **RECEIVING**—Stallworth 10-156, Grossman 4-64, Swann 2-52.

## BRONCOS COACHING HISTORY

### BRONCO COACHING RECORDS

Season	Coach	Record	
1960	Frank Filchock	4-9-1	
1961	Frank Filchock	3-11-0	
	<b>Filchock's totals</b>	<b>7-20-1</b>	<b>.268</b>
1962	Jack Faulkner	7-7-0	
1963	Jack Faulkner	2-11-1	
1964	Jack Faulkner	0-4-0	
	<b>Faulkner's totals</b>	<b>9-22-1</b>	<b>.297</b>
1964	Mac Speedie	2-7-1	
1965	Mac Speedie	4-10-0	
1966	Mac Speedie	0-2-0	
	<b>Speedie's totals</b>	<b>6-19-1</b>	<b>.250</b>
1966	Ray Malavasi	4-8-0	
	<b>Malavasi's totals</b>	<b>4-8-0</b>	<b>.333</b>
1967	Lou Saban	3-11-0	
1968	Lou Saban	5-9-0	
1969	Lou Saban	5-8-1	
1970	Lou Saban	5-8-1	
1971	Lou Saban	2-6-1	
	<b>Saban's totals</b>	<b>20-42-3</b>	<b>.331</b>
1971	Jerry Smith	2-3-0	
	<b>Smith's totals</b>	<b>2-3-0</b>	<b>.400</b>
1972	John Ralston	5-9-0	
1973	John Ralston	7-5-2	
1974	John Ralston	7-6-1	
1975	John Ralston	6-8-0	
1976	John Ralston	9-5-0	
	<b>Ralston's totals</b>	<b>34-33-3</b>	<b>.507</b>
1977	Red Miller	12-2-0	
	Playoffs	2-1-0	
1978	Red Miller	10-6-0	
	Playoffs	0-1-0	
	<b>Miller's totals</b>	<b>22-8-0</b>	<b>.733</b>
		<b>24-10-0</b>	<b>.706</b>

### ASSISTANT COACH ROSTER

Marv Braden 1977-1978; Ken Carpenter 1961; Jim Cason 1960; Max Coley 1972-1976; Joe Collier 1969-1978; Dick Coury 1972-1973; Kay Dalton 1974-1976; George Dickson 1964-1965; Dale Dodrill 1960-1963, 1966; Whitey Dovell 1967-1971; Hunter Enis 1967-1971; Jerry Frei 1972-1975; Bob Gambold 1972-1977; Mike Giddings 1976; Gary Glick 1962; Ken Gray 1977-1978; Bob Griffin 1966; Ed Hughes 1963; Charley Johnson 1976; Stan Jones 1967-1971, 1976-1978; Dick MacPherson 1967-1970; Ray Malavasi 1964-1966; Jim Martin 1962; Marv Matusak 1966; Richie McCabe 1978; Bus Mertes 1965-1966; Bob Miller 1963-1965; Myrel Moore 1972-1977; Babe Parilli 1977-1978; Fran Polsfoot 1977-1978; Paul Roach 1977-1978; Sam Rutigliano 1967-1970; Jerry Smith 1971; Mac Speedie 1962-1964; Doc Ulrich 1972-1976; Bob Zeman 1978.

## ATTENDANCE MARKS

### BRONCOS LARGEST CROWDS

#### At Home — Mile High Stadium

75,011	vs. Pittsburgh (Playoffs)	Dec. 24, 1977
75,008	vs. Chicago	Oct. 16, 1978
75,007	vs. Oakland	Oct. 30, 1977
75,002	vs. St. Louis	Sept. 18, 1977
74,989	vs. Seattle	Oct. 1, 1978
74,983	vs. San Diego	Sept. 17, 1978
74,983	vs. New York Jets	Nov. 5, 1978
74,982	vs. Oakland (Playoffs)	Jan. 1, 1978
74,967	vs. Pittsburgh	Nov. 6, 1977
74,965	vs. Green Bay	Nov. 19, 1978
74,939	vs. Baltimore	Nov. 27, 1977
74,905	vs. San Diego	Dec. 11, 1977
74,904	vs. Oakland	Sept. 3, 1978
74,897	vs. Buffalo	Sept. 25, 1977
74,878	vs. Kansas City	Oct. 9, 1977
65,431	vs. Oakland	Oct. 17, 1976

#### On the Road

79,864	at Buffalo	Oct. 5, 1975
76,400	at New Orleans (Super Bowl XII)	Jan. 15, 1978
75,674	at Cleveland	Oct. 24, 1971
71,785	at Detroit	Nov. 23, 1978
71,414	at Kansas City	Oct. 7, 1973
70,856	at Cleveland	Nov. 12, 1978
70,043	at Kansas City	Oct. 26, 1975
67,298	at Kansas City	Oct. 6, 1974
66,837	at New Orleans	Nov. 22, 1970
66,725	at Kansas City	Dec. 3, 1972
65,398	at Los Angeles	Nov. 12, 1972
65,358	at Philadelphia	Oct. 31, 1971

### ATTENDANCE BY SEASON

Year	Home	Road	Total
1960	91,333	115,994	207,327
1961	74,508	122,315	196,823
1962	178,485	146,442	324,927
1963	132,218	165,995	298,213
1964	118,259	166,744	285,003
1965	219,786	215,992	435,778
1966	192,198	203,799	395,997
1967	231,801	247,696	479,497
1968	281,374	278,008	559,382
1969	326,851	276,755	603,606
1970	355,739	330,184	685,923
1971	358,400	377,642	736,042
1972	361,414	412,073	773,487
1973	356,327	351,334	707,661
1974	347,322	354,367	701,689
1975	342,375	347,944	690,319
1976	436,468	349,126	785,594
1977	524,595	370,917	895,512
1978	<u>*598,085</u>	<u>*470,756</u>	<u>*1,068,841</u>
Totals	5,527,538	5,304,083	10,831,621

\*Bronco records

## ATTENDANCE (CONTINUED)

### SEASON TICKET SALES

1960 — 2,675	1970 — 43,580
1961 — 5,775	*1971 — 47,500
1962 — 5,042	*1972 — 48,000
1963 — 7,624	*1973 — 48,000
1964 — 8,002	*1974 — 49,000
1965 — 22,905	*1975 — 49,000
1966 — 18,898	*1976 — 62,215
1967 — 24,650	*1977 — 73,089
1968 — 27,348	*1978 — 73,092
1969 — 31,936	*1979 —

\*Season tickets sold out. Since and including the 1970 season, every Bronco game at Mile High Stadium has been a sellout, giving the Broncos 64 consecutive sellouts in the regular season through the final game of the 1978 season.

## BRONCOS STATISTICAL HISTORY

### OFFENSE YEAR-BY-YEAR

	Total Plays	First Downs	Rush Yards	Pass Yards	Total Yards	Total Points
1960	958	248	1195	3247	4442	309
1961	934	219	1091	2720	3811	251
1962	885	270	1298	3404	4702	353
1963	832	230	1508	2487	3995	301
1964	905	211	1311	2021	3332	240
1965	959	255	1829	2640	4469	303
1966	816	171	1173	1995	3168	196
1967	852	172	1265	1682	2947	256
1968	897	217	1614	2357	3971	255
1969	841	243	1637	2524	4161	297
1970	883	217	1802	2025	3827	253
1971	891	217	2093	2065	4158	203
1972	831	237	1838	2634	4472	325
1973	893	253	1954	2519	4473	354
1974	861	258	2157	2328	4485	302
1975	964	268	1993	2541	4534	254
1976	901	239	1932	2204	4136	315
1977	887	223	2043	1863	3906	274
1978	1039	294	2451	2378	4829	282

### DEFENSE YEAR-BY-YEAR

	Total Plays	First Downs	Rush Yards	Pass Yards	Total Yards	Total Points
1960	927	254	2145	2987	5132	393
1961	899	233	1633	2785	4418	432
1962	862	234	1868	2670	4538	332
1963	828	254	1687	3394	5081	473
1964	902	270	2064	2906	4970	438
1965	850	244	1337	2960	4297	392
1966	871	251	2029	2515	4544	381
1967	921	276	2076	3125	5201	409
1968	916	251	1861	3163	5024	404
1969	918	278	1709	2932	4641	344
1970	838	199	1351	2354	3705	264
1971	825	206	1834	1985	3819	275
1972	876	251	1668	2183	3851	350
1973	872	239	1795	2440	4235	296
1974	945	265	1808	2583	4391	294
1975	901	247	1974	2032	4006	307
1976	903	222	1709	2026	3735	206
1977	941	217	1530	2244	3774	148
1978	1016	251	1979	2469	4448	198

# YEARLY LEADERS (CONTINUED)

## Rushing

	Yards	Attempts	Average	TDs
1960	Rolle—501	Rolle—130	Mingo—3.9	Mingo—4
1961	Stone—505	Stone—127	Stone—4.0	Bukaty—5
1962	Stone—360	Stone—94	Stone—3.8	Mingo—4
1963	Joe—649	Joe—154	Joe—4.2	Joe—4
1964	Mitchell—590	Mitchell—177	Joe—3.7	Mitchell—5
1965	Gilchrist—954	Gilchrist—252	Hayes—4.1	Gilchrist—6
1966	Hayes—411	Hayes—129	Hayes—3.9	Haynes—2
				Choboian—2
1967	Little—381	Little—130	Mitchell—3.8	Hickey—4
				Hayes—4
1968	Little—584	Little—158	Little—3.7	Lynch—4
1969	Little—729	Little—146	Little—5.0	Little—6
1970	Little—901	Little—209	Anderson—4.4	Crenshaw—5
1971	Little—1133	Little—284	Dawkins—4.4	Little—6
1972	Little—859	Little—216	Anderson—4.4	Little—9
1973	Little—979	Little—256	Dawkins—4.4	Little—12
1974	Armstrong—1407	Armstrong—263	Armstrong—5.3	Keyworth—10
1975	Keyworth—725	Keyworth—182	Keyworth—4.0	Keyworth—3
				Lynch—3
1976	Armstrong—1008	Armstrong—247	Armstrong—4.1	Armstrong—5
1977	Armstrong—489	Armstrong—130	Perrin—4.1	Armstrong—4
1978	Perrin—455	Armstrong—112	Canada—4.6	Perrin—4
		Keyworth—112		

## Passing

	Yards	Attempts	Completions
1960	Tripucka—3038	Tripucka—478	Tripucka—248
1961	Tripucka—1690	Tripucka—344	Tripucka—167
1962	Tripucka—2917	Tripucka—440	Tripucka—240
1963	Slaughter—1689	Slaughter—223	Slaughter—112
1964	Lee—1611	Lee—265	Lee—133
1965	McCormick—1292	McCormick—253	McCormick—103
1966	Choboian—1110	McCormick—193	Choboian—82
1967	Tensi—1915	Tensi—325	Tensi—131
1968	Briscoe—1589	Briscoe—224	Briscoe—93
1969	Tensi—1990	Tensi—286	Tensi—131
1970	Liske—1340	Liske—238	Liske—112
1971	Ramsey—1120	Ramsey—178	Horn—89
1972	Johnson—1783	Johnson—238	Johnson—132
1973	Johnson—2465	Johnson—346	Johnson—184
1974	Johnson—1969	Johnson—244	Johnson—136
1975	Ramsey—1562	Ramsey—233	Ramsey—128
1976	Ramsey—1931	Ramsey—270	Ramsey—128
1977	Morton—1929	Morton—254	Morton—131
1978	Morton—1802	Morton—267	Morton—146

	Pct.	TD	Int.
1960	Tripucka—519	Tripucka—24	Tripucka—34
1961	Tripucka—486	Tripucka—10	Herring—22
1962	Tripucka—545	Tripucka—17	Tripucka—25
1963	Slaughter—502	Slaughter—12	Slaughter—14
1964	Slaughter—513	Lee—11	Lee—20
1965	Slaughter—510	McCormick—7	McCormick—14
1966	Choboian—503	McCormick—6	McCormick—15
1967	Tensi—403	Tensi—16	Tensi—17
1968	Briscoe—415	Briscoe—14	Briscoe—13
1969	Tensi—458	Tensi—14	Tensi—12
1970	Liske—471	Liske—7	Liske—11
1971	Horn—514	Ramsey—5	Horn—14
1972	Johnson—555	Johnson—14	Johnson—14
1973	Johnson—532	Johnson—20	Johnson—17
1974	Johnson—557	Johnson—13	Johnson—9
1975	Ramsey—549	Ramsey—9	Ramsey—14
1976	Ramsey—474	Ramsey—11	Ramsey—13
1977	Morton—516	Morton—14	Morton—8
1978	Weese—632	Morton—11	Morton—8

# YEARLY LEADERS (CONTINUED)

## Receiving

	No.	Yards	Average	TD
1960	Taylor—92	Taylor—1235	Carmichael—19.3	Taylor—12
1961	Taylor—100	Taylor—1176	Frazier—17.0	Frazier—6
1962	Taylor—77	Taylor—908	Scarpitto—19.0	Scarpitto—6
1963	Taylor—78	Taylor—1101	Groman—16.2	Taylor—10
1964	Taylor—76	Taylor—873	Dixon—15.4	Taylor—7
1965	Taylor—85	Taylor—1131	Scarpitto—18.3	Taylor—6
1966	Haynes—46	Denson—725	Denson—20.1	Scarpitto—4
1967	Denson—46	Denson—899	Denson—19.5	Denson—11
	Crabtree—46			
1968	Crabtree—35	Crabtree—601	Denson—17.2	Crabtree—5
				Denson—5
1969	Denson—53	Denson—809	Embree—16.2	Denson—10
1970	Denson—47	Denson—646	Whalen—14.0	Whalen—3
1971	Anderson—37	Simmons—403	Simmons—16.1	Harrison—2
1972	Sherman—38	Sherman—661	Sherman—17.4	Moses—5
1973	Odoms—43	Odoms—629	Moses—18.5	Moses—8
1974	Odoms—42	Odoms—639	Moses—16.4	Odoms—6
1975	Keyworth—42	Odoms—544	Moses—17.4	Dolbin—3
				Odoms—3
1976	Armstrong—39	Moses—498	Moses—19.9	Moses—7
1977	Odoms—37	Moses—539	Moses—20.0	Moses—4
1978	Odoms—54	Odoms—829	Moses—20.1	Odoms—6

## Interceptions

	No.	Ret. Yards
1960	Gonsoulin—11	Gonsoulin—98
1961	Nugent—7	McNamara—85
1962	Gonsoulin—7	Zeman—133
1963	Gonsoulin—6	Gonsoulin—64
1964	Brown—9	Brown—140
1965	Gonsoulin—6	Wilson—118
1966	Brown—3	Brown—37
	Sellers—3	
1967	Sellers—7	Wilson—153
1968	Jaquess—5	Jaquess—64
1969	Thompson—3	Thompson—92
1970	Martha—6	Martha—99
1971	Thompson—5	Thompson—83
1972	Mitchell—3	Preece—30
1973	Jones—4	Thompson—96
1974	Jones—5	Thompson—105
	Thompson—5	
1975	Gradishar—3	Thompson—97
1976	Jackson—7	Jackson—136
1977	Thompson—5	Wright—128
1978	B. Jackson—6	B. Jackson—128
	Foley—6	

## Interception Returns For Touchdowns

	Date	Opponent	Yards
1960	Tripucka—519	Tripucka—24	Tripucka—34
1961	Tripucka—486	Tripucka—10	Herring—22
1962	Tripucka—545	Tripucka—17	Tripucka—25
1963	Slaughter—502	Slaughter—12	Slaughter—14
1964	Slaughter—513	Lee—11	Lee—20
1965	Slaughter—510	McCormick—7	McCormick—14
1966	Choboian—503	McCormick—6	McCormick—15
1967	Tensi—403	Tensi—16	Tensi—17
1968	Briscoe—415	Briscoe—14	Briscoe—13
1969	Tensi—458	Tensi—14	Tensi—12
1970	Liske—471	Liske—7	Liske—11
1971	Horn—514	Ramsey—5	Horn—14
1972	Johnson—555	Johnson—14	Johnson—14
1973	Johnson—532	Johnson—20	Johnson—17
1974	Johnson—557	Johnson—13	Johnson—9
1975	Ramsey—549	Ramsey—9	Ramsey—14
1976	Ramsey—474	Ramsey—11	Ramsey—13
1977	Morton—516	Morton—14	Morton—8
1978	Weese—632	Morton—11	Morton—8

	Date	Opponent	Yards
T. Jackson	11/5/78	vs. New York Jets	28
T. Jackson	11/27/77	vs. Baltimore	73
Wright	10/16/77	at Oakland	18
Jackson	11/14/76	at San Diego	46
Rowser	11/7/76	vs. Tampa Bay	32
Gradishar	11/7/76	vs. Tampa Bay	31
Rowser	9/19/76	vs. N. Y. Jets	41
Gradishar	9/29/75	vs. Green Bay	44
Thompson	10/13/74	vs. New Orleans	38
Mitchell	10/28/73	at N.Y. Jets	40
Thompson	10/14/73	at Houston	59
Forsberg	10/24/71	at Cleveland	40
Burrell	12/7/69	at Miami	38
Thompson	11/16/69	vs. Houston	57
Wilson	12/17/67	vs. Kansas City	70
Wilson	10/22/67	vs. San Diego	40
Sellers	9/3/67	vs. Boston	24
Bramlett	11/14/65	at Houston	25
Wilson	11/7/65	vs. San Diego	65

# YEARLY LEADERS (CONTINUED)

## Interception Returns For Touchdowns

Date	Opponent	Yards
Griffin	10/17/65 vs. Houston	44
Janik	11/1/64 at Kansas City	22
Gonsoulin	10/6/63 vs. San Diego	43
McMillin	11/22/62 vs. New York	59
McGeever	10/5/62 vs. Oakland	48
Gonsoulin	10/5/62 vs. Oakland	64
Zeman	9/30/62 at New York	30
Yelverton	10/2/60 vs. Oakland	20
Pyeatt	9/18/60 at Buffalo	40

## Other Defensive Returns For Touchdowns

Date	Opponent	Yards
Gradishar (fumble)	12/3/78 at Oakland	30
Thompson (fumble)	11/5/78 vs. New York Jets	4
Poitt (fumble-lateral from Swenson)	11/7/76 vs. Tampa Bay	26
Jones (fumble)	9/23/76 vs. Cleveland	43
Smith (fumble)	11/23/75 at Atlanta	
Thompson (fumble)	10/22/73 vs. Oakland	80
Bramlett (blocked FG)	11/27/66 vs. San Diego	86
Griffin (blocked punt)	10/17/65 vs. Houston	10
Bramlett (fumble)	9/24/65 at Boston	(recovered in end zone)
McMillin (fumble)	11/8/64 vs. San Diego	(recovered in end zone)
Cooke (fumble)	11/1/64 at Kansas City	46
McFadin (fumble)	10/13/63 vs. Houston	6
McMillin (fumble)	12/9/62 at Dallas	9
McFadin (fumble)	11/22/62 vs. New York	69
Gavin (blocked punt)	12/10/61 at Dallas	23

## Punt Returns

No.	Yards	Average
1960 Carmichael—15	Carmichael—101	Carmichael—6.7
1961 Frazier—18	Frazier—231	Frazier—12.8
1962 Mingo—7	Zeman—59	Zeman—11.8
1963 Mitchell—12	Mitchell—141	Mingo—12.1
1964 Barry—16	Barry—149	Mitchell—12.0
1965 Barry—21	Barry—210	Barry—10.0
1966 Haynes—10	Haynes—119	Haynes—11.9
1967 Little—16	Little—270	Little—16.9
1968 Little—24	Little—261	Little—10.9
1969 Thompson—25	Thompson—288	Thompson—11.5
1970 Thompson—23	Thompson—233	Thompson—10.1
1971 Thompson—29	Thompson—274	Thompson—9.4
1972 Sherman—10	Sherman—89	Sherman—8.9
1973 Thompson—30	Thompson—366	Thompson—12.2
1974 Thompson—26	Thompson—350	Thompson—13.5
1975 Upchurch—27	Upchurch—312	Thompson—12.2
1976 Upchurch—39	Upchurch—536	Upchurch—13.7
1977 Upchurch—51	Upchurch—653	Upchurch—12.8
1978 Upchurch—36	Upchurch—493	Upchurch—13.7

## Punt Returns For Touchdowns

Date	Opponent	Yards
Upchurch	9/17/78 vs. San Diego	75
Upchurch	11/6/77 vs. Pittsburgh	87
Upchurch	10/24/76 at Kansas City	55
Upchurch	10/3/76 vs. San Diego	92
Upchurch	9/26/76 vs. Cleveland	47
Upchurch	9/26/76 vs. Cleveland	73
(Upchurch's two punt returns for touchdowns in one game and four punt returns for touchdowns in one season tie NFL records.)		
Greer	12/10/72 vs. San Diego	65
Little	11/17/68 at Houston	67
Little	12/3/67 at N. Y. Jets	72

# YEARLY LEADERS (CONTINUED)

## Punt Returns For Touchdowns

Date	Opponent	Yards
Haynes	11/14/65 at Houston	57
Griffin (blocked punt)	10/17/65 vs. Houston	10
Barry	11/15/64 vs. N. Y. Jets	52
Frazier (lateral from McNamara)	12/3/61 vs. Boston	55
Gavin (blocked punt)	12/10/61 at Dallas	23
Mingo	9/9/60 at Boston	76

## Kickoff Returns

No.	Yards	Average
1960 Carmichael—22	Carmichael—581	Carmichael—26.4
1961 Frazier—18	Frazier—504	Frazier—28.0
1962 Frazier—19	Frazier—388	Frazier—20.4
1963 Mitchell—37	Mitchell—954	Mitchell—25.7
1964 Barry—47	Barry—1245	Barry—26.5
1965 Haynes—34	Haynes—901	Haynes—26.5
1966 Sellers—19	Sellers—540	Sellers—28.4
1967 Little—35	Little—942	Little—26.9
1968 Little—26	Little—649	Little—25.0
1969 Williams—23	Williams—574	Thompson—28.5
1970 Anderson—21	Anderson—520	Anderson—24.8
1971 Anderson—8	Little—199	Little—28.3
1972 Montgomery—29	Montgomery—756	Montgomery—26.1
1973 Armstrong—20	Armstrong—472	Armstrong—23.6
1974 Armstrong—16	Armstrong—386	Armstrong—24.1
1975 Upchurch—40	Upchurch—1084	Upchurch—27.1
1976 Upchurch—22	Upchurch—514	Perrin—27.9
1977 Upchurch—20	Upchurch—456	Upchurch—22.8
1978 Perrin—12	Perrin—256	Upchurch—27.8

## Kickoff Returns For Touchdowns

Date	Opponent	Yards
Montgomery	9/24/72 at San Diego	94
Wilson	10/8/66 at Kansas City	100
Sellers	10/2/66 vs. Houston	100
Sellers	9/3/66 at Houston	88
Mitchell	9/14/63 at Houston	90
Frazier	12/3/61 vs. Boston	90

## Scoring

TD	FG	Points
1960 Taylor—12	Mingo 18-28, .643	Mingo—123
1961 Frazier—8	Hill 5-15, .333	Frazier—50
Stone—8		
1962 Scarpitto—6	Mingo 27-39, .692	Mingo—137
1963 Taylor—10	Mingo 16-30, .533	Mingo—83
1964 Taylor—7	Mingo 8-12, .667	Taylor—42
1965 Hayes—7	Kroner 13-29, .448	Kroner—71
Gilchrist—7		
1966 Scarpitto—5	Kroner 14-25, .560	Kroner—62
1967 Denson—11	Humphreys 7-15, .467	Denson—66
1968 Crabtree—5	Howfield 9-18, .500	Howfield—57
Little—5		
Denson—5		
1969 Denson—10	Howfield 13-29, .448	Howfield—75
1970 Crenshaw—6	Howfield 18-32, .563	Howfield—81
1971 Little—6	Turner 25-38, .658	Turner—93
1972 Little—13	Turner 20-29, .690	Turner—97
1973 Little—13	Turner 22-33, .667	Turner—106
1974 Armstrong—12	Turner 11-21, .524	Armstrong—72
1975 * 5 players—4	Turner 21-29, .724	Turner—86
1976 Moses—7	Turner 15-21, .714	Turner—81
1977 ** 5 players—4	Turner 13-19, .684	Turner—76
1978 Odoms—6	Turner 11-22, .500	Turner—64

\* Keyworth, Dolbin, Little, Lynch, Odoms.

\*\* Armstrong, Moses, Morton, Perrin, Upchurch.



# BRONCOS RECORDS

## TOTAL OFFENSE

	Game	Season	Career
Plays	56—Tripucka	515—Tripucka, 1960	1,650—Little, 1967-75
	at Buffalo 9/15/62	442—Tripucka, 1962	1,283—Tripucka, 1960-63
	56—Slaughter	353—Johnson, 1973	994—Johnson, 1972-75
	at Houston 12/20/64		
	55—Tripucka		
	vs. Houston 11/6/60		
	55—Liske		
	at Buffalo 9/28/69		
Yards gained	447—Tripucka	3,038—Tripucka, 1960	7,651—Tripucka, 1960-63
	at Buffalo 9/15/62	2,901—Tripucka, 1962	7,255—Johnson, 1972-75
	445—Johnson	2,463—Johnson, 1973	6,545—Ramsey, 1971-76
	vs. Kansas City 11/24/74		
	376—Tripucka		
	vs. San Diego 9/7/62		
Ave. gain per play	(Min. of 10 plays)	(Min. of 125 plays)	(Min. of 200 plays)
	13.58—Johnson	7.93—Johnson, 1974	7.30—Johnson, 1972-75
	vs. Kansas City 9/21/75	7.53—Breaux, 1963	7.16—Briscoe, 1968
	12.82—Johnson	7.49—Johnson, 1972	6.90—Morton, 1977-78
	vs. New England 12/17/72		
	12.45—Johnson		
	at Oakland 10/22/72		

## RUSHING

	Game	Season	Career
Yards gained	183—Armstrong	1,407—Armstrong	6,323—Little, 1967-75
	vs. Houston 12/8/74	1974	3,530—Armstrong, 1973-78
	166—Little	1,133—Little, 1971	
	at Cincinnati 10/19/69	1,008—Armstrong, 1976	2,203—Keyworth, 1974-78
	148—Keyworth		
	at Oakland 11/24/74		
Carries	32—Gilchrist	284—Little, 1971	1,641—Little, 1967-75
	at Boston 9/24/65	263—Armstrong, 1974	809—Armstrong, 1973-78
	31—Armstrong		
	vs. Houston 12/8/74	256—Little, 1973	580—Keyworth, 1974-78
	30—Little		
	at Boston 11/3/68		
	30—Dawkins		
	at N. Y. Jets 10/28/73		
Ave. per carry	(Min. of 8 carries)	(Min. of 100 carries)	(Min. of 100 carries)
	11.00—Rolle	5.35—Armstrong	4.39—Dawkins, 1971-73
	vs. Oakland 10/2/60	1974	4.36—Armstrong, 1973-78
	10.38—Joe	4.99—Little, 1969	
	at Boston 10/18/63	4.62—Keyworth, 1974	4.21—Mingo, 1960-64
	10.33—Dawkins	4.62—Canada, 1978	
	at Kansas City 10/7/73		
TDs	3—Armstrong	12—Little, 1973	43—Little, 1967-75
	vs. Houston 12/8/74	10—Keyworth, 1974	20—Keyworth, 1974-78
		9—Little, 1972	19—Armstrong, 1973-78
	3—Keyworth	9—Armstrong, 1974	
	vs. Kansas City 11/18/74		
	3—Little		
	vs. Cincinnati 9/16/73		

## Other Rushing Records

- Longest scoring run**—82, Mingo vs. Oakland, 10/5/62  
80, Little at San Francisco, 10/25/70  
72, Dawkins at Kansas City, 10/7/73
- Longest non-scoring run**—68, Bell vs. Los Angeles, 10/16/60  
63, Krieg vs. San Diego, 12/10/72  
62, Perrin vs. Baltimore, 11/27/77

# RUSHING RECORDS (CONTINUED)

## Top Ten Season Marks

	Attempts	Yards	Average	TDs
Otis Armstrong—1974	263	1407	5.3	9
Floyd Little—1971	284	1133	4.0	6
Otis Armstrong—1976	247	1008	4.1	5
Floyd Little—1973	256	979	3.8	12
Cookie Gilchrist—1965	252	954	3.8	6
Floyd Little—1970	209	901	4.3	3
Floyd Little—1972	216	859	4.0	9
Floyd Little—1969	146	729	5.0	6
Jon Keyworth—1975	182	725	4.0	3
Joe Dawkins—1973	160	706	4.4	2

## Top Career Marks

	Attempts	Yards	Average	TDs
Floyd Little—1967-75	1641	6323	3.9	43
Otis Armstrong—1973-78	809	3530	4.4	19
Jon Keyworth—1973-78	580	2203	3.8	20
Bobby Anderson—1970-73	313	1281	4.1	9
Donnie Stone—1961-64	329	1273	3.9	10
Fran Lynch—1967-75	304	1258	4.1	12
Wendell Hayes—1965-67	320	1198	3.7	10
Charlie Mitchell—1963-67	352	1142	3.3	5
Billy Joe—1963-64	266	1064	4.0	6
Lonnie Perrin—1976-78	255	1029	4.0	9
Cookie Gilchrist—1965, 1967	262	975	3.7	6

## PASSING

	Game	Season	Career
Yards gained	447—Tripucka	3,038—Tripucka, 1960	7,676—Tripucka, 1960-63
	at Buffalo 9/15/62	2,902—Tripucka, 1962	7,238—Johnson, 1972-75
	445—Johnson	2,465—Johnson, 1973	6,437—Ramsey, 1971-76
	vs. Kansas City 11/18/74		
	376—Tripucka		
	vs. San Diego 9/7/62		
Comple-tions	34—Slaughter	248—Tripucka, 1960	662—Tripucka, 1960-63
	at Houston 12/20/64	240—Tripucka, 1962	517—Johnson, 1972-75
	30—Tripucka	184—Johnson, 1973	456—Ramsey, 1971-76
	vs. Houston 11/6/60		
	29—Tripucka		
	at Buffalo 9/15/62		
Attempts	56—Tripucka	478—Tripucka, 1960	1,277—Tripucka, 1960-63
	at Buffalo 9/15/62	440—Tripucka, 1962	970—Johnson, 1972-75
	53—Slaughter	346—Johnson, 1973	919—Ramsey, 1971-76
	at Houston 12/20/64		
	52—Tripucka		
	vs. Houston 11/6/60		
	52—Tripucka		
	at Houston 11/20/60		
Pct.	(Min. of 10 attempts)	(Min. of 100 attempts)	(Min. of 100 attempts)
	.864—Morton	.632—Weese, 1978	.584—Weese, 1976-78
	vs. K.C. 12/10/78	.557—Johnson, 1974	.533—Johnson, 1972-75
	.833—Ramsey	.555—Johnson, 1972	.532—Morton, 1977-78
	vs. Cleveland 10/19/75		
	.765—Liske		
	vs. Cincinnati 12/14/69		
	.765—Johnson		
	vs. New England 12/17/72		

TDs.	5—Tripucka	24—Tripucka, 1960	52—Johnson, 1972-75
	vs. Buffalo 10/28/62	20—Johnson, 1973	51—Tripucka, 1960-63
	4—Tripucka	17—Tripucka, 1962	38—Tensi, 1967-70
	vs. Boston 10/23/60	17—Tensi, 1967	
	4—Breaux		
	vs. Buffalo 11/3/63		
	4—Briscoe		
	vs. Buffalo 11/24/68		
	4—Johnson		
	at Houston 10/14/73		

## PASSING RECORDS (CONTINUED)

	Game	Season	Career
Interceptions	6—Horn	34—Tripucka, 1960	85—Tripucka, 1960-63
	at Green Bay 9/26/71	25—Tripucka, 1962	52—Johnson, 1972-75
	6—Herring	22—Herring, 1961	48—Ramsey, 1971-76
	at Houston 11/26/71		
	5—7 times		
Intercept. avoidance	.000—by many	.030—Morton, 1978	.031—Morton, 1977-78
		.031—Morton, 1977	.043—Breaux, 1963
		.037—Johnson, 1974	.054—Johnson, 1972-75
Ave. per completion	(Min. of 12 attempts)	(Min. of 50 attempts)	(Min. of 100 attempts)
	33.64—Lee	17.93—Hufnagel, 1975	17.09—Briscoe, 1968
	at Oakland 12/5/65	17.09—Briscoe, 1968	15.98—Shaw, 1962
	27.92—Briscoe	16.15—Ramsey, 1972	15.09—Tensi, 1967-70
	vs. Buffalo 11/24/68		
	27.42—Johnson		
	vs. Kansas City		
	9/21/75		
Ave. per attempt	16.45—Johnson	8.65—Lee, 1965	7.56—Johnson, 1972-75
	vs. Kansas City	8.31—Weese, 1978	7.51—Weese, 1976-78
	9/21/75	8.07—Johnson, 1974	7.16—Morton, 1977-78
	13.41—Weese		
	vs. Pittsburgh		
	12/16/78		
	12.89—Johnson		
	at Oakland 10/22/72		
	12.86—Morton		
	vs. Kansas City		
	12/10/78		
	12.21—Morton		
	vs. Baltimore		
	11/27/77		

## Other Passing Records

### Most Consecutive Games with TD Pass—

- 10—Johnson, 1973-74 (Last 8 games of 1973 and first 2 games of 1974).
- 9—Morton, 1977 (5th through 13th games).
- 9—Tripucka, 1962 (Span of 10 games, did not play one game).

### Most Consecutive Completions—

- 16—Morton vs. Kansas City, 12/10/78
- 11—Tensi at San Diego, 11/23/69
- 10—Tripucka vs. Dallas, 10/8/61
- 9—Tripucka at New York, 9/30/62

### Longest Scoring Pass—

- 97—Shaw to Tarr at Boston, 9/21/62
- 96—Tripucka to Frazier at Buffalo, 9/15/62
- 90—McCormick to Scarpitto vs. Houston, 10/17/65
- 90—Johnson to Upchurch vs. Kansas City, 9/21/75

### Longest Non-Scoring Pass—

- 74—Liske to Van Heusen at New Orleans, 11/22/70
- 74—Horn to Little vs. Oakland, 10/10/71
- 72—Johnson to Little vs. San Diego, 10/29/74

## PASSING RECORDS (CONTINUED)

### Top Season Marks

	Att.	Comp.	Int.	Yds.	TD	Pct.
Tripucka—1960	478	248	34	3038	24	.519
Tripucka—1962	440	240	25	2902	17	.545
Johnson—1973	346	184	17	2465	20	.532
Tensi—1969	286	131	12	1990	14	.458
Johnson—1974	244	136	9	1969	13	.557
Ramsey—1976	270	128	13	1931	11	.474
Morton—1977	254	131	8	1929	14	.516
Tensi—1967	325	131	17	1915	16	.403
Morton—1978	267	146	8	1802	11	.547
Johnson—1972	238	132	14	1783	14	.555
Tripucka—1961	344	167	21	1690	10	.486

### Top Ten Career Marks

	Att.	Comp.	Int.	Yds.	TD	Pct.
Tripucka—1960-63	1277	662	85	7676	51	.518
Johnson—1972-75	970	517	52	7238	52	.533
Ramsey—1971-76	919	456	58	6437	35	.496
Tensi—1967-70	810	348	45	5153	38	.430
Morton—1977-78	521	277	16	3731	25	.532
Slaughter—1963-66	584	291	37	3607	22	.498
McCormick—1963-68	537	207	33	2791	17	.385
Lee—1964-65	345	177	23	2303	16	.513
Liske—1969-70	353	173	22	2185	16	.490
Briscoe—1968	224	93	13	1589	14	.415

**Career Touchdown Passes**—Johnson 52, Tripucka 51, Tensi 38, Ramsey, 35, Morton 25, Slaughter 22, McCormick 17, Lee 16, Liske 16, Briscoe 14, Breaux 7, Weese 6, Herring 5, Penrose 5, Shaw 4, Choboian 4, Horn 3, LeClair 2, Mingo 2, Glacken 1, Hufnagel 1, Pastrana 1, Stone 1, Little 1, Anderson 1.

## RECEIVING

	Game	Season	Career
Receptions	13—Anderson	100—Taylor, 1961	543—Taylor, 1960-66
	vs. Chicago	92—Taylor, 1960	267—Odoms, 1972-78
	9/30/73	85—Taylor, 1965	250—Denson, 1964-70
	13—Taylor		
	vs. Oakland		
	11/29/64		
	12—Taylor		
	at Boston 9/21/62		
Yards	199—Taylor	1,235—Taylor, 1960	6,872—Taylor, 1960-66
	vs. Buffalo	1,178—Taylor, 1961	4,150—Denson, 1964-70
	11/27/60	1,131—Taylor, 1965	3,867—Odoms, 1972-78
	172—Taylor		
	vs. Buffalo 9/19/65		
	171—Taylor		
	at Los Angeles		
	12/10/60		
TDs	3—Taylor	12—Taylor, 1960	44—Taylor, 1960-66
	vs. Buffalo	11—Denson, 1967	33—Moses, 1972-78
	11/27/60	10—Taylor, 1963	32—Denson, 1964-70
	3—Scarpitto	10—Denson, 1969	
	at Buffalo		
	12/18/66		
	3—Moses		
	at Houston		
	10/14/73		
Ave. per catch	(Min. of 4 Catches)	(Min. of 20 Catches)	(Min. of 50 Catches)
	41.25—Little	22.05—Scarpitto, 1963	20.86—Upchurch, 1975-78
	at Buffalo	20.14—Denson, 1966	20.54—Van Heusen,
	38.00—Tarr	20.11—Moses, 1978	1968-76
	at Boston 9/21/62		18.39—Moses, 1972-78
	33.50—Scarpitto		
	vs. Houston		
	10/13/63		

# RECEIVING RECORDS (CONTINUED)

## Other Receiving Records

### Most Consecutive Games with TD Reception—

- 6—Taylor, 1960-61 (Last 4 games of 1960, first 2 games of 1961)
- 6—Denson, 1969
- 4—Scarpitto, 1963
- 4—Denson, 1967
- 4—Odoms, 1973

### Most Consecutive Games with Reception—

- 62—Taylor, 1960-64
- 39—Odoms, 1976-78
- 33—Odoms, 1973-76
- 21—Little, 1973-74
- 19—Taylor, 1964-65
- 19—Denson, 1968-69
- 18—Prebola, 1961-62

## Top Season Marks

	No.	Yards	TD	Ave.
Taylor—1961	100	1176	4	11.8
Taylor—1960	92	1235	12	13.4
Taylor—1965	85	1131	6	13.3
Taylor—1963	78	1101	10	14.1
Taylor—1962	77	908	4	11.7
Taylor—1964	76	873	7	11.5
Dickinson—1962	60	554	4	9.2
Odoms—1978	54	829	6	15.4
Denson—1969	53	809	10	15.3
Frazier—1961	47	799	6	17.0
Denson—1970	47	646	2	13.7

## Top Career Marks

	No.	Yards	TD	Ave.
Taylor—1960-66	543	6872	44	12.7
Odoms—1972-78	267	3867	29	14.5
Denson—1964-70	250	4150	32	16.6
Little—1967-75	215	2418	9	11.2
Moses—1972-78	195	3587	33	18.4
Scarpitto—1962-67	145	2439	24	16.8
Armstrong—1973-78	110	1141	6	10.4
Keyworth—1974-78	108	838	3	7.8
Prebola—1961-63	100	1419	4	14.2
Dolbin—1975-78	91	1502	7	16.5
Anderson—1970-73	84	861	2	10.3
Stone—1961-64	84	813	7	9.7

## PUNTING

No.	Game	Season	Career
	12—Scarpitto at Oakland 9/10/67	105—Scarpitto, 1967 96—Dilts, 1978	574—Van Heusen, 1968-76 248—Scarpitto, 1965-67
	12—Van Heusen vs. Cincinnati 10/6/68	90—Dilts, 1977 88—Van Heusen, 1968	202—Fraser, 1962-64
	11—Scarpitto vs. Oakland 11/5/67		
Ave.	(Min. of 4 punts) 53.8—Scarpitto vs. San Diego 10/22/67	(Min. of 50 punts) 46.1—Fraser, 1963 45.8—Scarpitto, 1966 45.1—Van Heusen, 1973	(Min. of 50 punts) 45.2—Fraser, 1962-64 44.4—Scarpitto, 1965-67 41.7—Van Heusen, 19
	53.5—Fraser vs. New York 11/17/63		
	52.5—Fraser at San Diego 12/22/63		
	52.5—Fraser vs. Kansas City 10/11/64		

## Other Punting Records

- Longest punt—78—Van Heusen vs. Dallas, 12/2/73
- 75—Fraser at Oakland, 10/14/62
- 75—Fraser vs. Boston, 11/11/62
- 73—Dilts vs. New York Jets, 11/5/78
- 73—Scarpitto vs. Boston, 9/3/67
- 72—Scarpitto vs. San Diego, 10/22/67
- 72—Van Heusen vs. Oakland, 10/22/73

# INDIVIDUAL RECORDS (CONTINUED)

## INTERCEPTIONS

No.	Game	Season	Career
	4—Brown vs. New York 11/15/64	11—Gonsoulin, 1960 9—Brown, 1964 7—Five players	43—Gonsoulin, 1960-66 30—Thompson, 1969-78 17—Greer, 1968-74 17—T. Jackson, 1973-78
	4—Gonsoulin at Buffalo 9/18/60		
	3—Martha vs. Atlanta 10/18/70		
	3—Gonsoulin vs. Kansas City 10/11/64		
Return yards	91—Brown vs. New York 11/15/64	153—Wilson, 1967 140—Brown, 1964	664—Thompson, 1969-77 542—Gonsoulin, 1960-66 298—T. Jackson, 1973-78
	73—T. Jackson vs. Baltimore 11/27/77	136—T. Jackson, 1976	273—Wilson, 1965-67
	70—Moore at Boston 11/20/64		
	70—Wilson vs. Kansas City 12/17/67		

## Other Interception Records

### Best interception return average, career (10 or more interceptions)—

- 22.13, Thompson, 1969-78
- 17.60, McMillin, 1961-62, 1964
- 17.53, T. Jackson, 1973-78

### Longest scoring interception return—

- 73, T. Jackson vs. Baltimore 11/27/77
- 70, Wilson vs. Kansas City 12/17/67
- 65, Wilson vs. San Diego 11/7/65

### Longest non-scoring interception return—

- 70, Moore at Boston 11/20/64
- 65, Alliston at Buffalo 9/18/60
- 65, Foley-Gradishar-Wright, vs. New York Giants, 11/14/76 (Foley intercepted and returned 23, lateral to Gradishar for 10, lateral to Wright for 32).

## PUNT RETURNS

No.	Game	Season	Career
	8—Upchurch at Baltimore 10/22/78	51—Upchurch, 1977 39—Upchurch, 1976 36—Upchurch, 1978	157—Thompson, 1969-78 153—Upchurch, 1975-78 81—Little, 1967-75
	7—Thompson at Kansas City 10/6/74	30—Thompson, 1973 29—Thompson, 1971	
	7—Upchurch vs. San Diego 11/30/75		
	6—7 times		
Return yards	167—Upchurch vs. Pittsburgh 11/6/77	653—Upchurch, 1977 536—Upchurch, 1976 493—Upchurch, 1978	1984—Upchurch, 1975-78 1814—Thompson, 1969-78 893—Little, 1967-75
	125—Upchurch vs. Cleveland 9/26/76	366—Thompson, 1973	
	105—Upchurch vs. Buffalo 9/25/77		
Average		(10 or more returns) 16.88—Little, 1967 13.74—Upchurch, 1976 13.69—Upchurch, 1978 13.46—Thompson, 1974	(15 or more returns) 12.97—Upchurch, 1975-78 11.89—Mingo, 1960-64 11.55—Thompson, 1969-78

## INDIVIDUAL RECORDS (CONTINUED)

### Other Punt Returns

**Longest scoring punt return**—92, Upchurch vs. San Diego 10/3/76  
87, Upchurch vs. Pittsburgh 11/6/77  
76, Mingo at Boston 9/9/60

**Longest non-scoring punt return**—

60, Thompson at Baltimore 11/10/74  
59, Thompson vs. New England 12/17/72  
54, Mitchell at Buffalo 9/20/64

### KICKOFF RETURNS

No.	Game	Season	Career
	7—Barry at Kansas City 11/1/64	47—Barry, 1964 40—Upchurch, 1975 37—Mitchell, 1963	104—Little, 1967-75 90—Upchurch, 1975-78 73—Barry, 1964-65
	6—R. Montgomery at San Diego 9/24/72		
	6—Upchurch vs. Cleveland 10/19/75		
<b>Return yards</b>	201—R. Montgomery at San Diego 9/24/72	1245—Barry, 1964 1084—Upchurch, 1975 954—Mitchell, 1963	2523—Little, 1967-75 2276—Upchurch, 1975-78 1856—Barry, 1964-65
	197—Upchurch vs. Cleveland 10/19/75		
	185—Little at Miami 9/17/67		
<b>Average</b>		(14 or more returns) 28.50—Thompson, 1969 28.47—Sellers, 1966 28.00—Frazier, 1961	(40 or more returns) 26.28—Haynes, 1965-66 25.42—Barry, 1964-65 25.29—Upchurch, 1975-78 25.13—Thompson, 1969-78

### Other Kickoff Return Records

**Longest scoring kickoff return**—

100, Sellers vs. Houston 10/2/66  
100, Wilson at Kansas City 10/8/66  
94, Montgomery at San Diego 9/24/72

**Longest non-scoring kickoff return**—

89, Little vs. Oakland 11/10/68  
88, Montgomery at Oakland 10/22/72  
77, Scott vs. Kansas City 10/23/66

### SCORING

	Game	Season	Career
<b>TDs</b>	* 3—8 times	13—Little, 1972 13—Little, 1973 12—Armstrong, 1974 12—Taylor, 1960	54—Little, 1967-75 50—Taylor, 1960-66 34—Moses, 1972-78
<b>FG</b>	5—Mingo vs. San Diego 10/6/63 4—8 times (Turner 3, Mingo 3, Howfield, Kroner)	27—Mingo, 1962 25—Turner, 1971 22—Turner, 1973	138—Turner, 1971-78 72—Mingo, 1960-64 40—Howfield, 1968-70
<b>PAT</b>	6—Turner vs. New England 12/17/72 6—Turner at Houston 10/14/73 6—Turner vs. Tampa Bay 11/7/76	40—Turner, 1973 37—Turner, 1972 36—Howfield, 1969 36—Turner, 1976	251—Turner, 1971-78 120—Mingo, 1960-64 93—Howfield, 1968-70

## SCORING RECORDS (CONTINUED)

	Game	Season	Career
<b>Points</b>	21—Mingo at Los Angeles 10/10/60 20—Scarpitto at Buffalo 12/18/66 20—Mingo vs. San Diego 10/6/63	137—Mingo, 1962 123—Mingo, 1960 106—Turner, 1973	671—Turner, 1971-78 408—Mingo, 1960-64 324—Little, 1967-75

\*Taylor vs. Buffalo, 11/27/60; Stone at San Diego, 11/4/62; Scarpitto at Buffalo, 12/18/66; Little vs. Minnesota, 10/15/72; Little vs. Cincinnati, 9/16/73; Moses at Houston, 10/14/73; Keyworth vs. Kansas City, 11/18/74; Armstrong vs. Houston, 12/8/74.

### Other Scoring Records

**Most consecutive games scoring**—

55—Turner, 1971-74  
47—Turner, 1975-78  
32—Howfield, 1968-70  
36—Mingo, 1960-64

**Most consecutive games scoring by a non-kicker**—

6—Taylor, 1960-61 (Last 4 games of 1960 and first  
2 games of 1961)  
6—Denson, 1969  
6—Little, 1972

**Most consecutive games scoring by rushing**—

4—Little, 1969  
4—Keyworth, 1974  
3—Hayes, 1965  
3—Armstrong, 1974

**Most consecutive games scoring by reception**—

6—Taylor, 1960-61 (Last 4 games of 1960 and first  
2 games of 1961)  
6—Denson, 1969  
4—Scarpitto, 1963  
4—Denson, 1967  
4—Odoms, 1973

### TEAM—GENERAL SEASON

**Most consecutive victories**—8—1976-77 (last two games of 1976,  
first six of 1977)

6—1977  
4—1962  
3—eight times

**Most consecutive games without a loss**—8—1976-77

7—1973  
6—1977

**Most consecutive defeats**—11—1963-64

9—1967

**Most consecutive games without victory**—14—1963-64

9—1967

### TEAM—GENERAL GAME

**Largest margin of victory**—43—vs. New York Jets 9/19/1976 (46-3)

37—vs. Oakland 10/5/62 (44-7)  
35—vs. Tampa Bay 11/7/76 (48-13)

**Most points in one half**—38—vs. Tampa Bay 11/7/76

33—vs. San Diego 10/6/63  
32—vs. New York 11/22/62

**Most points in one quarter**—26—at New York Jets 12/3/67

24—vs. Buffalo 11/27/60  
24—vs. San Diego 10/6/63  
24—vs. Tampa Bay 11/7/76



## TEAM—OFFENSE

### Scoring

	Game	Season
Most Points	50—vs. San Diego 10/6/63	354—1973
	48—at Houston 10/14/73	353—1962
	48—vs. Tampa Bay 11/7/76	325—1972
Fewest Points	0—San Diego 37, Denver 0—10/29/61	196—1966
	0—at Oakland 51, Denver 0—9/10/67	203—1971
	0—at Kansas City 16, Denver 0—12/6/70	240—1964
	0—at San Diego 17, Denver 0—12/15/74	251—1961
	0—at San Diego 23, Denver 0—10/8/78	
Most touchdowns	6—6 times	41—1973
	Most recent: vs. Tampa Bay 11/7/76	39—1962
		39—1974
		39—1976
Most field goals	5—vs. San Diego 10/6/63	27—1962
	4—8 times	25—1971
		22—1973
		21—1975

### Total Offense

	Game	Season
Most plays	88—at Seattle, 10/29/78 (OT)	1039—1978
	86—vs. San Diego, 11/30/75	964—1975
	86—at Chicago, 12/12/76	959—1965
	84—vs. Boston, 12/3/61	958—1960
Most total yards	543—vs. New York Jets 9/19/76	4829—1978
	532—vs. Kansas City 11/18/74	4707—1962
	505—vs. San Diego 9/7/62	4534—1975
		4486—1974
Ave. gain per play	8.56—vs. San Diego 9/7/62	5.38—1972
	8.21—at Houston 10/14/73	5.21—1974
	7.77—vs. New England 12/17/72	5.20—1962
Fewest yards	5—at Oakland 9/10/67	3168—1966
	26—at Houston 9/3/66	3332—1964
	117—vs. Buffalo 12/13/64	3811—1961

### Rushing Offense

	Game	Season
Rushing plays	60—vs. San Diego 11/30/75	601—1978
	59—at Chicago 12/12/76	523—1977
	59—at Kansas City (OT) 9/24/78	512—1971
		500—1976
Rushing yards	356—at Chicago 12/12/76	2451—1978
	328—vs. San Diego 11/30/75	2157—1974
	292—at Oakland 11/24/74	2093—1971
		2043—1977
Ave. gain per rush	6.68—vs. Dallas 10/30/60	4.50—1972
	6.64—vs. Houston 9/17/72	4.44—1974
	6.59—vs. Buffalo 11/19/61	4.15—1969
Fewest yards	13—at Oakland 10/22/72	1091—1961
	20—at Dallas 12/10/61	1173—1966
	27—at Buffalo 9/15/62	1195—1960

## TEAM RECORDS (CONTINUED)

### Passing Offense

	Game	Season
Passes attempted	56—at Buffalo 9/15/72	568—1961
	56—at Boston 9/21/62	559—1962
	55—at Houston 12/20/64	508—1960
Passes completed	35—at Houston 12/20/64	292—1962
	32—vs. Kansas City 11/18/74	265—1961
	31—vs. Houston 11/6/60	259—1960
Passes had intercepted	8—at Houston 12/2/62	45—1961
	6—5 times	40—1962
		35—1960
Completion percentage	.870—vs. Kansas City 12/10/78	.559—1974
	.765—vs. Cincinnati 12/14/69	.555—1978
	.738—vs. Houston 12/8/74	.526—1962
Touchdown passes	5—vs. Buffalo 10/28/62	24—1960
	4—5 times	23—1969
		23—1963
Net yards passing	459—vs. Kansas City 11/18/74	3404—1962
	428—at Buffalo 9/15/62	3247—1960
	396—at Oakland 10/22/72	2720—1961
Fewest net yards	-53—at Oakland 9/10/67	1682—1967
	- 7—at Houston 9/3/66	1995—1966
	6—vs. New York 11/15/64	2021—1964
Fewest times Denver passers thrown for loss	0—Many times	22—1971
		24—1965
		27—1973
Most times Denver passers thrown for loss	11—vs. Buffalo 12/13/64	63—1963
	11—vs. Oakland 11/5/67	61—1964
	10—at Oakland 12/8/75	58—1967
	10—at Oakland 10/31/76	
Most yardage Denver passers thrown for loss	95—vs. Oakland 11/5/67	590—1963
	84—vs. Buffalo 12/13/64	520—1964
	78—vs. Boston 9/29/63	508—1967
	78—vs. Kansas City 12/14/68	

### First Downs

	Game	Season
Most first downs	34—vs. Kansas City 11/18/74	294—1978
	31—vs. New York Jets 9/19/76	270—1962
	28—vs. San Diego 9/7/62	268—1975
First downs rushing	19—vs. San Diego 11/30/75	129—1978
	19—at Chicago 12/12/76	120—1974
	17—at Seattle 10/29/78 (OT)	111—1965
		111—1973
First downs passing	25—vs. Kansas City 11/24/74	177—1962
	23—at Houston 12/20/64	141—1960
	20—at Buffalo 9/15/62	137—1975
		137—1978
First downs penalty	6—vs. Houston 9/7/64	28—1978
	5—5 times	27—1965
		26—1969
Fewest first downs	0—at Houston 9/3/66	171—1966
	3—at Oakland 9/10/67	172—1967
	7—at Kansas City 12/6/70	207—1964
	7—vs. Buffalo 12/13/64	

## TEAM RECORDS (CONTINUED)

### Punts

	Game	Season
Most punts	12—at Oakland 9/10/67	105—1967
	12—vs. Cincinnati 10/6/68	96—1968
	10—5 times	96—1978
Fewest punts	0—vs. Dallas 10/8/61	59—1962
	1—vs. San Diego 11/27/66	60—1972
	1—vs. N. Y. Jets 9/19/76	63—1975
Best average	(Min. of 4 punts)	
	53.75—vs. San Diego 10/22/67	45.2—1966
	53.50—vs. New York 11/17/63	45.1—1973
	52.50—at San Diego 12/22/63	44.9—1967
Poorest average	52.50—vs. Kansas City 10/11/64	
		35.1—1976
		36.4—1978
		37.3—1960
Best net average (category originated in 1976)	(Min. of 4 punts)	
	52.3—at Houston 12/4/77	33.7—1977
	38.8—vs. Pittsburgh 12/16/78	32.8—1978
	38.5—vs. New York Jets 11/5/78	29.9—1976

### Punt Returns

	Game	Season
Most returns	8—at Buffalo 9/20/70	63—1970
	8—at Kansas City 10/6/74	58—1977
	8—vs. San Diego 11/30/75	51—1976
	8—at Baltimore 10/22/78	51—1978
Most return yards	167—vs. Pittsburgh 11/6/77	712—1977
	126—at New York 12/3/67	640—1976
	125—vs. Cleveland 9/26/76	582—1978
Best average		13.5—1967
		12.9—1963
		12.5—1976

### Kickoff Returns

	Game	Season
Most returns	10—vs. Boston 10/4/64	78—1963
	10—at San Diego 12/22/63	76—1964
	9—at Boston 10/18/63	71—1965
	9—vs. Kansas City 9/7/63	
Most return yards	295—vs. Boston 10/4/64	1801—1963
	289—vs. Kansas City 9/7/63	1758—1964
	238—at Kansas City 10/8/63	1731—1965
Best average		26.9—1966
		25.3—1967
		24.5—1975

### Fumbles

	Game	Season
Most fumbles	6—5 times	40—1961
		36—1966
		34—1963
Most fumbles lost	5—vs. Cleveland 10/19/75	23—1961
	5—vs. Chicago 9/30/73	17—1978
	4—5 times	17—1966
		17—1960
Fewest fumbles	0—Many times	15—1969
		21—1973
		23—4 times
Fewest fumbles lost	0—Many times	8—1964
		9—1969
		9—1973

## TEAM RECORDS (CONTINUED)

### Penalties

	Game	Season
Most penalties	15—vs. Tampa Bay 11/7/76	132—1978
	14—vs. Oakland 10/17/76	105—1976
	14—at N. Y. Jets 10/28/73	94—1970
Most yards penalized	160—vs. Tampa Bay 11/7/76	1097—1978
	134—vs. Pittsburgh 11/6/77	986—1976
	132—vs. Oakland 10/17/76	887—1970
Fewest penalties	0—vs. Kansas City 12/17/67	48—1967
	1—9 times	54—1960
Fewest yards penalized	0—vs. Kansas City 12/17/67	501—1960
	0—at Boston 9/21/62	512—1967
	5—3 times	548—1963

## TEAM—DEFENSE

### Total Defense

	Game	Season
Fewest plays allowed	40—vs. San Diego 10/6/63	826—1971
	42—vs. San Diego 11/30/75	838—1970
	44—at Boston 9/24/65	847—1963
	44—vs. Boston 9/29/63	
Fewest yards allowed	60—at Cleveland 10/24/71	3705—1970
	66—vs. Chicago 12/5/71	3722—1976
	70—vs. San Diego 11/2/69	3774—1977
Lowest yield per play	1.12—vs. Chicago 12/5/71	4.01—1977
	1.25—vs. San Diego 11/2/69	4.14—1976
	1.30—at Cleveland 10/24/71	4.38—1978

### Rushing Defense

	Game	Season
Fewest rushes allowed	11—at N. Y. Jets 12/3/67	384—1965
	14—at N. Y. Jets 10/28/73	409—1970
	15—at Cleveland 10/24/71	420—1963
Fewest yards allowed	0—at Kansas City 12/19/65	1337—1965
	18—vs. Pittsburgh 9/27/70	1351—1970
	24—at Cleveland 10/24/71	1530—1977
Lowest yield per rush	0.00—at Kansas City 12/19/65	3.26—1977
	0.64—vs. Pittsburgh 9/27/70	3.30—1970
	1.47—vs. Cincinnati 12/14/69	3.45—1976

### Passing Defense

	Game	Season
Fewest attempts by opponents	10—at Kansas City (OT) 9/24/78	348—1975
	14—vs. Oakland 10/30/77	356—1971
	14—at New England 11/28/76	379—1970
	14—at Kansas City 11/27/69	
Fewest completions by opponents	14—at Houston 11/20/60	
	2—at Chicago 12/12/76	150—1971
	5—at Green Bay 9/26/71	181—1975
Lowest completion percentage allowed	5—vs. Dallas 10/8/61	189—1960
	.118—at Chicago 12/12/76	.421—1971
	.226—vs. Chicago 12/5/71	.448—1961
Fewest net yards allowed	.259—at Cleveland 10/24/71	.459—1965
	—7—vs. Chicago 12/5/71	1985—1971
	18—at Kansas City 12/6/70	2026—1076
Fewest TD passes allowed	33—vs. Kansas City 10/4/70	2032—1975
		8—1976
		9—1978
		11—1977
		14—1975
		14—1974

## TEAM DEFENSE RECORDS (CONTINUED)

### PASSING DEFENSE (CONTINUED)

Highest percentage interception of opponent passes	.073—1964 .071—1978 .070—1960
Most opponent passes intercepted	7—at Oakland 10/16/77 6—4 times
	32—1964 31—1978 28—1967
Most yards interception returns	133—at Buffalo 9/18/60 117—vs. Oakland 10/5/62 110—vs. Kansas City 10/9/77
	491—1977 483—1962 465—1965
Most times opponent passers thrown for loss	10—at Cincinnati 10/19/69 9—vs. Chicago 12/5/71 9—vs. Buffalo 11/19/61
	50—1970 45—1969 44—1971 44—1964
Most yardage, opponent passers thrown for loss	95—vs. New York 11/15/64 76—vs. Kansas City 10/4/70 75—vs. New England 12/17/72
	456—1970 447—1964 435—1971
Lowest yield per pass attempt	5.00—1964 5.49—1961 5.52—1972
Lowest yield per pass completion	10.60—1976 10.64—1972 10.88—1977

### Punting

Game	Season
(4 or more punts)	
Lowest opponent average	30.0—vs. Buffalo 11/27/60 30.3—at Minnesota (OT) 9/11/78 30.4—at Houston 10/26/69
	37.3—1976 39.0—1960 39.9—1978

### Punt Returns

Game	Season
Lowest opponent average	4.81—1978 6.13—1968 7.03—1969

### Kickoff Returns

Game	Season
Lowest opponent average	17.14—1961 20.13—1960 20.39—1973

### Fumbles

Game	Season
Most opponent fumbles recovered	5—at Boston 11/6/66 5—vs. Buffalo 12/13/64 5—at Oakland 10/14/62
	21—1964 20—1963 20—1971
Fewest opponent fumbles recovered	0—Many times
	11—1974 12—1972 12—1968 12—1967

## TEAM DEFENSE RECORDS (CONTINUED)

### First Downs

Game	Season
Fewest opponent first downs	3—vs. San Diego 11/30/75 5—at Chicago 12/12/76 6—vs. Oakland 11/20/66 6—at Cleveland 10/24/71
	199—1970 206—1971 217—1977
Fewest opponent first downs rushing	1—vs. Cincinnati 12/14/69 1—at Cleveland 10/24/71 1—at Los Angeles 12/12/72
	67—1970 77—1977 83—1971
Fewest opponent first downs passing	1—San Diego 11/30/75 1—at Chicago 12/12/76 2—Dallas 10/8/61
	91—1971 104—1976 106—1975
Fewest opponent first downs penalty	0—Many times
	12—1968 14—1970 15—1962

### Penalties

Game	Season
Most opponent penalties	16—vs. Chicago 10/16/78 13—at Houston 10/26/69 13—vs. Cleveland 9/26/76
	114—1978 98—1961 97—1977
Most yards opponent penalized	147—vs. Chicago 10/16/78 140—at Houston 10/26/69 132—vs. Chicago 9/30/73
	901—1969 894—1978 836—1965
Fewest yards opponent penalized	0—at Oakland 12/19/71 4—at Miami 12/20/75 5—at Houston 9/3/66 5—vs. Boston 11/11/62
	516—1963 573—1964 576—1966

### Scoring

Game	Season
Fewest points	0—vs. St. Louis 9/18/77 0—vs. San Diego 11/2/69 0—at Cleveland 10/24/71 0—vs. San Diego 10/3/76 0—at San Diego 11/14/76
	148—1977 198—1978 206—1976
Fewest touchdowns allowed	0—Many times
	18—1977 21—1978 25—1976
Fewest field goals allowed	0—Many times
	8—1977 12—1976 13—1961

## OPPONENT INDIVIDUAL RECORDS

### Total Offense

**MOST PLAYS**—60, Joe Namath, at N. Y. Jets, 12/3/67. **YARDS GAINED**—448, Len Dawson, at Kansas City, 11/1/64. **GAIN PER PLAY**—(10 or more plays)—21.62, Jacky Lee, at Houston, 11/29/60.

### Rushing

**MOST RUSHES**—27, Abner Haynes, Dallas, 10/30/60. **YARDS GAINED**—183, Paul Lowe, at San Diego, 12/22/63. **GAIN PER RUSH (8 or more rushes)**—12.50, Abner Haynes, at Miami, 9/17/67. **LONGEST SCORING RUN**—69, Curtis McClinton, at Dallas, 12/9/62. **LONGEST NON-SCORING RUN**—76, Willmer Fowler, Buffalo, 11/27/60, and 76, Walter Payton, Chicago, 10/16/78.

## OPPONENT RECORDS (CONTINUED)

### Passing

**ATTEMPTS**—60, Joe Namath, at N.Y. Jets, 12/3/67. **COMPLETIONS**—31, Joe Gilliam, Pittsburgh (OT), 9/22/74. **HAD INTERCEPTED**—7, Ken Stabler, at Oakland, 10/16/77. **YARDS GAINED**—435, Len Dawson, at Kansas City, 11/1/64. **COMPLETION PERCENTAGE** (10 or more passes)—.813, Bob Berry, at Atlanta, 11/26/72. **TOUCHDOWNS**—6, Len Dawson, at Kansas City, 11/1/64. **LONGEST SCORING PLAY**—92, Len Dawson to Tom Brooker, Dallas, 11/18/62. 92, Jacky Lee to Bill Groman, at Houston, 11/20/60. **LONGEST NON-SCORING PLAY**—77, Tom Flores to Art Powell, Oakland, 11/29/64.

### Receiving

**RECEPTIONS**—12, Art Powell, New York, 10/22/61. 12, Ed Podolak, at Kansas City, 10/7/73. 12, Ken Payne, Green Bay, 9/29/75. **YARDS GAINED**—213, Curtis McClinton, at Kansas City, 12/19/65. **TOUCHDOWNS**—4, Lance Alworth, San Diego, 12/1/68.

### Punting

**MOST PUNTS**—11, Dennis Partee, San Diego, 11/30/75. 11, Bob Parsons, at Chicago, 12/12/76. **AVERAGE (4 or more punts)**—57.40, Steve O'Neal, New York, 9/21/69. **LONGEST PUNT**—98, Steve O'Neal, New York, 9/21/69.

### Punt Returns

**MOST RETURNS**—9, Rodger Bird, at Oakland, 9/10/67. **RETURN YARDS**—143, Rodger Bird, at Oakland, 9/10/67. **LONGEST SCORING RETURN**—82, Bobby Jancik, at Houston, 12/20/64. **LONGEST NON-SCORING RETURN**—72, Greg Pruitt, at Cleveland, 10/27/74.

### Kickoff Returns

**MOST RETURNS**—5, held by seven players. **RETURN YARDS**—164, Dave Grayson, Kansas City, 10/11/64. **LONGEST SCORING RETURN**—106, Noland Smith, Kansas City, 12/17/67. **LONGEST NON-SCORING RETURN**—80, Dave Grayson, Kansas City, 10/11/64.

### Interceptions

**MOST INTERCEPTIONS**—3 held by nine players. **RETURN YARDS**—99, Bobby Hunt, at Kansas City, 12/8/63. **LONGEST SCORING RETURN**—80, Coy Bacon, San Diego, 11/11/73. **LONGEST NON-SCORING RETURN**—87, Ron Hall, Boston, 9/18/66.

### Scoring

**TOUCHDOWNS**—4, Frank Jackson, at Dallas, 12/10/61. 4, Bert Coan, Kansas City, 10/23/66. 4, Lance Alworth, San Diego, 12/1/68. **FIELD GOALS**—6, Gino Cappelletti, Boston, 10/4/64. **LONGEST FIELD GOAL**—57, Don Cockroft, Cleveland, 10/29/72. **POINTS**—24, Frank Jackson, at Dallas, 12/10/61. 24, Bert Coan, Kansas City, 10/23/66. 24, Lance Alworth, San Diego, 12/1/68.

## OPPONENT SINGLE GAME TEAM RECORDS

### Scoring

**POINTS**—59, Kansas City, 9/7/63.

### Total Offense

**PLAYS**—93, Pittsburgh (OT), 9/22/74. **YARDS GAINED**—634, at Oakland, 10/25/64. **GAIN PER PLAY**—10.30, San Diego, 10/6/63. **FEWEST YARDS GAINED**—60, at Cleveland, 10/24/71.

## OPPONENT RECORDS (CONTINUED)

### Rushing

**RUSHES**—62, at New England, 11/28/76. **YARDS GAINED**—380, Kansas City, 10/23/66. **GAIN PER RUSH**—9.27, Kansas City, 10/23/66. **FEWEST YARDS GAINED**—0, at Kansas City, 12/19/65.

### Passing

**ATTEMPTS**—62, at New York, 12/3/67. **COMPLETIONS**—31, Pittsburgh (OT), 9/22/74. **HAD INTERCEPTED**—7, at Oakland, 10/16/77. **MOST YARDS GAINED**—427, at Oakland, 10/25/64. **FEWEST YARDS GAINED**—(-7), Chicago, 12/5/71. **COMPLETION PERCENTAGE**—.813, at Atlanta, 11/26/72.

### First Downs

**TOTAL FIRST DOWNS**—33, Pittsburgh (OT), 9/22/74. **RUSHING**—21, at New England, 11/28/76. **PASSING**—21, San Diego, 12/1/68. **PENALTY**—6, Miami, 12/4/66. 6, at Oakland, 11/9/69.

### Punting

**MOST PUNTS**—11, San Diego, 11/30/75, and at Chicago, 12/12/76. **BEST AVERAGE (4 or more punts)**—57.40, NY Jets, 9/21/69.

### Punt Returns

**MOST RETURNS**—9, at Oakland, 9/10/67. **RETURN YARDS**—143, at Oakland, 9/10/67.

### Kickoff Returns

**MOST RETURNS**—9, at Houston, 10/14/73, and at San Diego, 12/9/73. **RETURN YARDS**—238, at Kansas City, 10/8/66.

## TWO TEAM RECORDS

### Scoring

**POINTS**—91—N.Y. Titans, 46, Denver 45, 11/22/62.

### Total Offense

**PLAYS**—161—Denver 88, Seattle 73 (OT), 10/29/78. **YARDS GAINED**—1,057—Denver 476, at San Diego 581, 10/20/68.

### Rushing

**MOST RUSHES**—100—Denver 59, at Kansas City 41 (OT), 9/24/78. **YARDS GAINED**—472—Denver 356, at Chicago 116, 12/12/76.

### Passing

**ATTEMPTS**—97—Denver 53, at Houston 44, 12/2/62. **COMPLETIONS**—53—Denver 35, at Houston 18, 12/20/64. **HAD INTERCEPTED**—13—Denver 8, at Houston 5, 12/2/62. **YARDS GAINED**—708—Denver 321, at San Diego 387, 10/20/68.

### Other

**TOTAL FIRST DOWNS**—58—Denver 34, Kansas City 24, 11/18/74. **FUMBLES**—12—Denver 6, at Boston 6, 11/6/66, and Denver 5, Buffalo 7, 12/13/64. **FUMBLES LOST**—10—Denver 5, at Boston 5, 11/6/66. **YARDS PENALIZED**—243—Denver 132, Oakland 111, 10/17/76. **FEWEST YARDS PENALIZED**—25—Denver 5, Dallas 20, 10/30/60.



## PLAYER HISTORY

### ALL-TIME DRAFT CHOICES

**1960 (First selections)**—Harry Ball, T, Boston College; Charley Britt, QB, Georgia; Dave Canary, E, Cincinnati; Paul Candro, HB, Boston U.; Bill Carrico, G, N. Texas St.; Larry Cundiff, C, Mich. State; Bernard Darre, T, Tulane; Roger Davis, T, Syracuse; Lonnie Dennis, G, Brig. Young; John Diggins T-G, Detroit; Maurice Duke, G, Texas; Mike Dowdle, FB, Texas; Wayne Hawkins, T, COP; Gary Huber, C, Miami (O.); Dave Hudson, E, Florida; Claude King, HB, Houston; Don Klochak, FB, N. Carolina; Roger LeClerc, C, Trinity; Dean Look, QB, Mich. State; Bill Mathis, HB, Clemson; Ken McNeece, T-G, San Jose St.; James Monroe, QB, Arkansas; Ray Norton, HB, San Jose St.; Robert Rosbaugh, HB, Miami (Fla.); Mel Semenko, E, Colorado; Lebron Shields, T, Tennessee; Jack Spikes, FB, TCU; Howard Turley, E, Louisville; Jim Walden, QB, Wyoming; Willie West, HB, Oregon; John Willener, G, Oregon; Bob Yates, T, Syracuse; Ken Young, E, Valparaiso; Bob Zimpter, T-G, Bowling Gr.

**1960 (Second selections)**—Mel Branch, T-G, LSU; Ronnie Cain, E, Kentucky; Jack Campbell, E, Toledo; Tom Chapman, E, Detroit; LaVelle Coleman, HB, West Mich.; Jim Colvin, T-G, Houston; Teddy Foret, T-G, Auburn; Bobby Green, HB, Florida; Jack Hanlon, HB, Penn.; G. Herberger, T-G, Wichita; Sam Homer, HB, VMI; Bob Hudson, E, Lamar Tech.; Vic Jones, HB, Indiana; Billy Luplow, T-G, Arkansas; George Phelps, HB, Cornell C. Ia.; Tom Roberts, T-G, Georgia Tech; Sam Stenger, C, Denver; Olin Treadway, QB, Iowa; John Wilkins, T-G, So. California; Emmet Wilson, T-G, Georgia Tech.

**1961**—1, Bob Gaiters, HB, N. Mex. St. 2, Jerry Hill, HB, Wyoming. 3, Chas. Strange, C, LSU. 4, Roland McDale, T, Nebraska. 4a, (NY), Sonny Davis, E, Baylor. 5, Charles Cowan, E, NM H'lds. U. 6, Dale Evans, HB, Kansas State. 7, Pat Patchen, E, Florida. 9, Phil Nugent, QB, Tulane. 10, Chas. Sturgeon, HB, Kentucky. 11, John Simko, E, Augustana. 12, Jerry Miller, E, H. Payne. 13, Ron Greene, G, Wash. St. 14, Bill Cooper, FB, Muskingum. 15, Willie Crafts, G, Texas A&I. 16, Jim Larkin, T, Hillsdale. 17, Chuck Weiss, FB, Colorado. 18, Chick Graning, HB, Georgia Tech. 19, John Hobbs, G, Maryland St. 20, Buck McLeod, T, Baylor. 21, Jim Morgan, HB, Iowa St. Tech. 22, Tom Hackler, E, Tenn. Tech. 23, Tom Jewell, T, Idaho St. 24, E. A. Simms, E, N. Mex. St. 25, Pete Samms, T, Central Okla. 26, Sam Smith, HB, Florence St. 27, Donald Olson, HB, Nebraska. 28, Wayne Lee, G, Colo. St. 29, Archie Cobb, T, Nebraska. 30, Dave Mills, HB, NE Mo. St. Tech.

**1962**—1, Merlin Olsen, T, Utah St. 2, Jerry Hillebrand, E, Colorado. 3, Charles Holmes, FB, Maryland St. 4, John Furman, QB, Texas Western. 7, John McGeever, HB, Auburn. 8, Elbert Harris, HB, S.E. Louisiana. 9, Larry Jepson, C, Furman. 10, Gale Weidner, QB, Colorado. 11, Mike Kline, G, Oregon St. 13, Bob Cegelski, C, Montana St. 14, Sonny Gibbs, QB, TCU. 15, Bill Loudon, G, Benedict Coll. 16, Gary Ballman, HB, Mich. St. 17, Jerry Tarr, E, Oregon. 18, Pete Schenk, E, Washington St. 20, Mike Martin, E, Washington St. 21, Jim Perkins, T, Colorado. 22, Don Kasso, HB, Oregon St. 23, Ken Tureaud, HB, Michigan. 24, Neil Thomas, G, Hillsdale. 25, Dave Edwards, E, Auburn. 26, Jim Roberts, T, Mississippi. 27, A. Von Sonn, C, UCLA. 28, Paul Holmes, T, Georgia. 29, Lynn Hoyem, C, Long Beach St. 30, Walter Mince, HB, Arizona. 31, Bill Williamson, T, Bakersfield JC. 32, Vester Flanagan, T, Humboldt St. 33, Duane Allen, E, Mt. S.A. Coll. 34, S. Stonebraker, E, Detroit.

**1963**—1, K. Alexander, HB, UCLA. 2a, (NY), Ray Poage, FB, Texas. 2b, Tom Nomina, T, Miami (O.). 3, Tommy Janik, HB, Texas A&I. 4, Lou Slaby, LB, Pittsburgh. 5, Ray Mansfield, C, Washington. 6, Anton Peters, T, Florida. 7a, (San Diego), M. Slaughter, QB, Louisiana Tech. 7b, Paul Flatley, E, Northwestern. 8a, (Buf.), H. Dixon, FB, Florida A&M. 8b, John Griffin, HB, Memphis St. 9, Marv Fleming, E, Utah. 10a, Lonnie Sanders, HB, Michigan St. 10b, (Hous.), Pat Richter, E, Wisconsin. 11, Billy Joe, FB, Villanova. 12, John Gamble, E, U. of Pacific. 13, James Maples, C, Baylor. 15, W. Freeman, E, North Texas. 16, Dave Crossan, G, Maryland. 17, Bob Paremore, HB, Florida A&M. 18, Charles Mitchell, HB, Washington. 19a, Frank Baker, FB, Toledo. 19b, (Dallas), Bruce Starling, HB, Florida. 20, Dan Grimm, G, Colorado. 21, Ross Nolan, E, NE Louisiana. 22, Dave Mathiesen, QB, Washington St. 23, Billy Mooty, HB, Arkansas. 24, C. B. Simons, LB, Stanford. 25, Forest Farmer, LB, Purdue. 26, Monte Day, T, Fresno St. 27, John Sellers, T, Bakersfield JC. 28, Bill Reddell, HB, Occidental. 29, Kern Carson, HB, San Diego St.

### ALL-TIME DRAFT CHOICES (CONTINUED)

**1964**—1, Bob Brown, T, Nebraska. 3, Marv Woodson, DB, Indiana. 3a, Matt Snorton, DE-E, Michigan St. 6, Don Shackleford, T, Pacific. 6a, Al Denson, FL, Florida A&M. 7, Ray Kubala, C-T, Texas A&M. 7a, Jerry Richardson, LB, W. Texas St. 8, W. Hilgenberg, G-LB, Iowa. 9, John Mims, T, Rice. 12, Paul Krause, DB, Iowa. 13, Charley Parker, G, So. Mississippi. 14, Bob Hayes, HB, Florida A&M. 15, Chuck Logan, I, Northwestern. 16, Bob Cherry, E, Wittenburg. 17, J. McNaughton, E, Utah St. 18, George Mira, QB, Miami. 19, Odell Barry, FL, Findlay. 21, Dick Herzing, T, Drake. 22, Gary Lewis, HB, Arizona St. 23, Ken Brusvan, T, Oregon St. 24, Mickey Bitko, LB, Dayton. 25, Jim Jones, E, Wisconsin. 26, Bob Berry, QB, Oregon.

**1965**—2, Dick Butkus, LB, Illinois. 3, Glen Ressler, C, Penn St. 4, Geo. Donnelly, DB, Illinois. 5a, Bob Breitenstein, T, Tulsa. 5b, Max Leetow, DT, Idaho. 6, Tom Wilhelm, T, Syracuse. 7, Jim Garcia, DE, Purdue. 8, John Holman, G, Wisconsin. 9, Gary Bussell, DB, Georgia Tech. 10, Gene Jeter, LB, Arkansas AM&N. 11, Tom Vaughan, HB, Iowa St. 12, Tom Myers, QB, Northwestern. 13, Mike Stofalino, LB, Villanova. 14, John Frick, G, Ohio U. 15, Jeff Jordan, DB, Tulsa. 16, Brian Schweda, T, Kansas. 18, Larry Dupree, HB, Florida. 19, R. Oelschlager, HB, Kansas. 20, Terry Metchner, G, Albion.

**1966**—1, Jerry Shay, T, Purdue. 2, Freeman White, E, Nebraska. 3, Bob Hadrack, E, Purdue. 4, Randy Johnson, QB, Texas A&I. 5, Billy Clay, DB, Mississippi. 6, James Fulgham, T, Minnesota. 7, Jerry Jone, G, Bowling Green. 7a, (Buf.), Scotty Glacken, QB, Duke. 8, Goldie Sellers, DB, Grambling. 9, Ron Sbranti, LB, Utah St. 10, Larry Cox, T, Abilene CC. 11, James Burns, G, Northwestern. 13, Eric Crabtree, DB, Pittsburgh. 14, Fred Forsberg, DT, Washington. 15, Mike Ringer, DB, Oklahoma. 16, Frank Rogers, K, Colorado. 17, Gary Eickman, DE, Illinois. 18, Tom Talaga, T, Notre Dame. 19, Tom Coughlin, DE, Miami. 20, Cliff Hysell, T, Montana St.

**1967**—1, Floyd Little, HB, Syracuse. 2, Thomas Beer, TE, Houston. 3a, Mike Current, T, Ohio State. 3b, Geo. Goeddeke, C, Notre Dame. 4, C. Cunningham, DE, Houston. 5a, Fran Lynch, FB, Hofstra. 5b, John Huard, LB, Maine. 6, Neal Sweeney, E, Tulsa. 7, Frank Richter, G, Georgia. 8, Tom Cassese, E, C. W. Post. 9, James Summers, DB, Michigan St. 10, Paul Krause, QB, Dubuque. 11, Lou Andrus, DE, Brigham Young. 13, Dennis Furjanic, DE, Houston. 14, Tom Francisco, HB, Virginia Tech. 15, Donald Smith, G, Florida A&M. 16, Jack Lentz, QB, Holy Cross. 17, W. Valley, Jr., T, Oregon St.

**1968**—2, Curley Culp, DE, Arizona St. 3a, Garrett Ford, RB, West Virginia. 3b, (K.C.), Robert Vaughan, T, Mississippi. 4b, (Miami), Gordon Lambert, LB, Tenn. Martin. 4c, (K.C.), Drake Garrett, DB, Michigan St. 4d, (Cincy), Gus Holloman, DB, Houston. 8, Steve Holloway, DB, Weber St. 9, Paul Smith, LB, New Mexico. 10, Bob Langford, T, Middle Tenn. 12, Robert Hendrix, T, Mississippi. 13, Charles Greer, DB, Colorado. 14, Marlin Briscoe, RB, Omaha. 15, Jeff Kuhman, LB, Vermont. 16, Adin Brown, LB, William & Mary. 17, Steve Grady, RB, So. California.

**1969**—2, Grady Cavnese, DB, Texas-El Paso. 3, Bill Thompson, DB, Maryland St. 4a, Mike Schnitker, LB, Colorado (From Boston thru K.C.). 4b, Edward Hayes, DB, Morgan St. 5, Frank Quayle, RB, Virginia. 6a, (Buf.), Wandy Williams, RB, Hofstra. 6b, Mike Coleman, RB, Tampa. 7, Al Giffin, TE, Auburn. 9, Henry Jones, RB, Grambling. 10, Jim Smith, DB, Utah St. 11, Alan Pastrana, QB, Maryland. 12, Wes Plummer, DB, Arizona St. 13, John Sias, SE, Georgia Tech. 14, Gary Crane, LB, Arkansas St. 15, Errol Kahoun, G, Miami (O.). 16, Billy Woods, DB, No. Texas St. 17, Buster O'Brien, QB, Richmond.

**1970**—1, Bob Anderson, RB, Colorado. 2, Alden Roche, DE, Southern. 3, John Kohler, T, South Dakota. 4, Jerry Hendren, WR, Idaho. 5, Bill McKoy, LB, Purdue. 6, John Mosier, TE, Kansas. 7, R. Montgomery, CB, Weber St. 8, (KC), L. Porter, RB, Southern. 9, D. Washington, LB, Alcorn A&M. 10, M. Fullerton, DT, Tuskegee Inst. 11, Cleve Bryant, DB, Ohio University. 12, Greg Jones, RB, Wisconsin St. 13, Jim McKoy, CB, Parsons College. 14, Jeff Slipp, LB, Brigham Young. 15, Maher Barakat, K, So. Dakota Tech. 16, Bob Stewart, QB, Northern Ariz. 17, Frank Kalfoss, K, Montana St.

**1971**—1, M. Montgomery, OT, So. California. 2, Dwight Harrison, WR, Texas A&I. 4a, Lyle Alzado, DE, Yankton Col. 4b, C. Johnson, CB, Alcorn A&M. 6, Howard Phillips, C, Michigan St. 7, Doug Adams, CB, Ohio St. 8, Tom Beard, LB, Michigan St. 9, John Handy, LB, Purdue. 10, Carlis Harris, WR, Idaho St. 11, Roger Roitsch, DT, Rice. 12, Floyd Franks, WR, Mississippi. 13, Craig Blackford, QB, Evansville. 14, Tommy Lyons, C, Georgia. 15, Lawrence James, RB, Norfolk St. 16, Steve Thompson, DT, Minnesota. 17, Jack Simcsak, P-K, Virginia Tech.

## ALL-TIME DRAFT CHOICES (CONTINUED)

1972—1, Riley Odoms, TE, Houston. 3, Bill Phillips, LB, Arkansas St. 4, (Minn.), Tom Graham, LB, Oregon. 5, (Phila.), Jim Krieg, WR, Washington. 8, Ronnie Estay, LB, LSU. 9, Floyd Priestler, DB, Boston U. 10, Richard Wilkins, DE, Maryland St. 11, Larry Brunson, WR, Colorado. 12, R. McDougall, DB, Weber St. 13, Bob Warner, RB, Bloomsburg St. 14, Jerome Kundich, G, UTEP. 15, Skip Parmenter, DT, Massachusetts. 16, Tom Bougus, RB, Boston College. 17, Lou Harris, RB, Southern California.

1973—1, Otis Armstrong, RB, Purdue. 2, Barney Chavous, DE, S. Carolina St. 3a, Paul Howard, OG, Brigham Young. 3b, John Wood, DT, LSU. 4, Tom Jackson, LB, Louisville. 5, Charles McTorry, DB, Tennessee St. 7a, Mike Askea, OT, Stanford. 7b, John Grant, DE, So. California. 9, Lyle Blackwood, DB, Texas Christian. 10, Al Marshall, WR, Boise State. 11, Elton Brown, DT, Utah State. 12, Jim O'Malley, LB, Notre Dame. 13a, Ed Smith, DE, Colorado Col. 13b, Ed White, RB, Tulsa. 14, John Hufnagel, QB, Penn State. 15, Calvin Jones, DB, Washington. 16a, Oliver Ross, RB, Alabama A&M. 16b, Ken Muhlbeier, C, Idaho State. 17, Kenneth Morgan, TE, Elon College.

1974—1, Randy Gradishar, LB, Ohio State. 2, Carl Wafer, DT, Tenn. State. 3, Claudie Minor, T, San Diego St. 4, Ozell Collier, CB, Colorado. 6a, John Winesberry, WR, Stanford. 10, Charlie Johnson, CB, Southern. 11, Steve Buchanan, RB, Holy Cross. 12, Larry Cameron, LB, Alcorn A&M. 13, John Clerkley, DT, Fort Valley St. 14, Rich Marks, DS, No. Illinois. 15, Piel Pennington, QB, U. of Mass. 16, Darrell Austin, T, So. Carolina. 17, Boyd Brown, TE, Alcorn A&M.

1975—1, Louis Wright, CB, San Jose St. 2, Charlie Smith, DE, N. Carolina Cen. 3a, (N.Y.G.) Mike Franckowiak, QB-KS, Central Mich. 3b, Drew Mahalic, LB, Notre Dame. 4a, (KC) Steve Taylor, DB, Georgia. 4b, Rick Upchurch, WR-Spec., Minnesota. 5a, Stan Rogers, T, Maryland. 5b, Rubin Carter, DT, Miami. 8, Steve Foley, S-QB, Tulane. 9, Roussel Williams, DB, Arizona. 10, (KC), Hank Englehardt, C, Pacific. 10, Steve Haggerty, WR, Nev.-Las Vegas. 12, Harry Walters, LB, Maryland. 13, Eric Penick, RB, Notre Dame. 14, Jerry Arnold, G, Oklahoma. 15, Ken Shelton, TE, Virginia. 16, Bubba Bridges, DT, Colorado. 17, Lester Sherman, Ret. Spec., Albany St.

1976—1, Tom Glassic, G, Virginia. 2, Kurt Knoff, S, Kansas. 4, Craig Penrose, QB, San Diego St. 5, Lonnie Perrin, RB, Illinois. 8, James Betterson, RB, North Carolina. 9a, Jim Czirr, C, Michigan. 9b, (St. Louis), Jim Lisko, LB, Arkansas St. 10, Art Gilliam, DE, Grambling. 11, Greg Pittman, LB, Iowa St. 12, Randy Moore, DT, Arizona St. 13, Donnie McGraw, CB, Houston. 14, Larry Evans, LB, Mississippi Col. 15, Wilbur Summers, KS, Louisville. 16, John Huddleston, LB, Utah. 17, Randy Cozens, LB, Pittsburgh.

1977—1, Steve Schindler, G, Boston College. 2, Rob Lytle, RB, Michigan. 4, Bill Bryan, C, Duke. 7, Larry Swider, P, Pittsburgh. 8, Calvin Culliver, RB, Alabama. 9, Charles Jackson, NT, Washington. 10, Orna Middlebrook, WR, Arkansas state. 11, Phil Heck, LB, California. 12, Scott Levenhagen, TE, Western Illinois.

1978—1, Don Latimer, DT, Miami (Fla.). 2, Bill Gay, TE, USC. 8, Frank Smith, OT, Alabama A&M. 10, Vince Kinney, WR. 11, Lacy Brumley, OT, Clemson.

1979—1, Kelvin Clark, T, Nebraska. 3, Bruce Radford, DE, Grambling. 4, Charles Jefferson, DB, McNeese State. 5, Rick Leave, QB, Michigan. 6, Jeff McIntyre, LB, Arizona State. 7, Luke Prestridge, P, Baylor. 9, Charley Taylor, WR, Rice. 11, Zachary Dixon, RB, Temple. 12, David Jacobs, K, Syracuse.

## MAJOR TRADES

### 1978

Obtained OT Tom Neville from New England for 10th-1979.  
Obtained DB Charlie West and 6th-1979 for TE Bill Gay.

### 1977

Obtained RB Jim Jensen from Dallas for 6th-1979.  
Obtained OT Andy Maurer from San Francisco for 9th-1978.  
Obtained C Mike Montler from Buffalo for 2nd-1979.  
Obtained DB Bernard Jackson from Cincinnati for 3rd-1978 and 7th-1978.  
Obtained QB Craig Morton from the New York Giants for QB Steve Ramsey and 5th-1978.

## MAJOR TRADES (CONTINUED)

### 1976

Obtained LB Godwin Turk from New York Jets for 5th-1977.  
Obtained OT Bill Bain from Green Bay for 3rd-1977.  
Obtained 9th-1976 (Likso) from St. Louis for DB Jeff Severson.

### 1975

Obtained DB Jeff Severson from Houston for 7th-1976.  
Obtained past considerations from Kansas City for TE Billy Masters.  
Obtained C Phil Olsen from Los Angeles for WR Otto Stowe and 3rd-1976 and 6th-1977.  
Obtained DB Clarence Ellis from Atlanta for DB Charles Greer, WR Jerry Simmons and 6th-1976.  
Obtained DT Greg Marx and 5th-1975 (Rogers) from Atlanta for OG Larron Jackson.

### 1974

Obtained 4th-1975 (Taylor) from Kansas City for LB Tom Graham.  
Obtained 10th-1975 (Englehardt) from Kansas City for OT Tom Drougas.  
Obtained 3rd-1975 (Franckowiak) from New York Giants for RB Joe Dawkins.  
Obtained RB Jon Keyworth from Washington for 6th-1975 and 11th-1975.  
Obtained DB John Rowser from Pittsburgh for 6th-1974 and 9th-1974.

### 1973

Obtained LB Ray May from Baltimore for 3rd-1974 and 8th-1974.  
Obtained DB Dale Hackbart from St. Louis for 10th-1974.  
Obtained LB Bill Laskey from Baltimore for 7th-1974.  
Obtained WR Gene Washington from Minnesota for WR Rod Sherman and 5th-1974.

### 1972

Obtained 3rd-1974 (Minor) and 6th-1974 (traded to Pittsburgh) from Cleveland for QB Don Horn.  
Obtained WR Haven Moses from Buffalo for WR Dwight Harrison.  
Obtained 3rd-1973 (Howard) from Cleveland for DE Rich Jackson.  
Obtained C Bobby Maples from Pittsburgh for 6th-1973.  
Obtained OT Rick Sharp from Pittsburgh for 8th-1973.  
Obtained DE-OT Lloyd Voss from Pittsburgh for 5th-1973.  
Obtained QB Charley Johnson from Houston for 3rd-1973.  
Obtained RB Eddie Ray and 3rd-1973 (Wood) from San Diego for DT Dave Costa.  
Obtained 7th-1973 (Grant) from Baltimore for TE John Mosier.  
Obtained LB Al Andrews from Buffalo for LB Dave Washington.  
Obtained 5th-1973 (traded to Pittsburgh) from New Orleans for LB John Huard.

### 1971

Obtained RB Joe Dawkins from Houston for RB Dickie Post.  
Obtained OG Larron Jackson and 5th-1972 from Houston for DB Cleophus Johnson.  
Obtained LB Olen Underwood from Houston for OG Bob Young.  
Obtained 5th-1972 (Krieg) from Philadelphia for QB Pete Liske.  
Obtained RB Dickie Post from San Diego for 2nd-1972.  
Obtained QB Steve Ramsey from New Orleans for 4th-1972.  
Obtained OT Roger Shoals from Detroit for LB Carl Cunningham.  
Obtained QB John Stofa from Miami for 7th-1972.  
Obtained DB Butch Byrd from Buffalo for 5th-1972.  
Obtained DB Leroy Mitchell from Houston for DB John Charles.  
Obtained DB John Charles and 4th-1972 (Graham) from Minnesota for WR Al Denson.  
Obtained QB Don Horn from Green Bay for DE Alden Roche and exchange of first round positions in 1972 draft.  
Obtained K Jim Turner from New York Jets for K Bobby Howfield.

### 1970

Obtained DB Cornell Gordon from New York Jets for DB Gus Hollomon.  
Obtained TE Jim Whalen from Boston for TE Tom Beer.  
Obtained DB Paul Martha from Pittsburgh for C Walter Highsmith and OT Wallace Dickey.  
Obtained RB Booker Edgerson from Buffalo for 5th-1972.  
Obtained FB Willis Crenshaw from St. Louis for 3rd-1971.  
Obtained TE Billy Masters from Buffalo for 5th-1971.

## MAJOR TRADES (CONTINUED)

Obtained 8th-1971 (Beard) from Houston for RB Tom Smiley.  
Obtained 4th-1971 (Alzado) from Boston for K Charlie Gogolak.

### 1969

Obtained RB Tom Smiley from Cincinnati for WR Eric Crabtree.  
Obtained OT Walt Barnes from Kansas City for 8th-1970.

### 1968

Obtained a future draft choice from the New York Jets for DB Nemiah Wilson, later cancelled when Wilson was cut by the Jets.  
Obtained 4th-1969 (Schnitker) from Kansas City for DT Curley Culp.  
Obtained 3rd-1968 (Vaughan) from Kansas City for DB Goldie Sellers.  
Obtained 4th-1968 from Kansas City for RB Wendell Hayes.  
Obtained 6th-1969 (Williams) from Buffalo for RB Charlie Mitchell.

### 1967

Obtained QB Steve Tensi for 1st-1968 and 1st-1969.  
Obtained OG Dick Tyson, LB Ray Scmaultz, DE Rich Jackson from Oakland for WR Lionel Taylor and C Jerry Sturm.  
Obtained RB Cookie Gilchrist, QB George Wilson, OG Erinie Park, and DE Earl Faison from Miami for DE Dan LaRose, LB Jerry Hopkins RB Abner Haynes, and 6th-1968.  
Obtained WR Bill Cronin from Miami for DT Ray Jacobs.  
Obtained DT Dave Costa from Buffalo for 4th-1968.  
Obtained DT Rex Mirich and draft choice from Oakland for DB Willie Brown and QB Mickey Slaughter.

### 1966

Obtained 3rd-1967 (Current) and 5th-1967 (Lynch) from Miami for RB Cookie Gilchrist.  
Obtained LB Archie Matsos from Oakland for RB Hewritt Dixon.

### 1965

Obtained RB Cookie Gilchrist from Buffalo for RB Billy Joe.  
Obtained RB Abner Haynes from Kansas City for LB Jim Fraser.

### 1964

Obtained DT Stan Fanning and draft choice from Oakland for RB Gene Mingo.  
Obtained QB Jacky Lee for two years use from Houston for 1st-1965 and DT Bud McFadin.  
Obtained LB Marv Matuszak and DB Billy Atkins from Buffalo for C Walt Cudzik.  
Obtained DT-K Dick Guesman, DE Ed Cooke, DT Charlie Janerette, OG Sid Fournet and LB Jim Price from New York Jets for DB Bob Zeman, LB Wahoo McDaniell, WR Gene Prebola and DT Gordy Holz.

### 1962

Obtained RB Bo Dickinson from Dallas for OG Carl Larpenter.  
Obtained HB Bob Scarpitto, DB Bob Zeman and OE Luther Hayes from San Diego for cash.

### 1960

Obtained DB Goose Gonsoulin from Dallas for FB Jack Spikes.

## EQUALIZATION, EXPANSION DRAFTS

**1976**—Expansion Draft: Broncos lost OT Mike Current and DT Bubba Bridges to Tampa Bay and DB Steve Taylor to Seattle.

**1968**—Expansion Draft: Broncos lost RB Cookie Gilchrist, OG Pat Matson, LB Henry Sorrell, RB Mike Kellogg and DB Lonnie Wright to Cincinnati.

**1966**—Expansion Draft: Broncos lost LB Tom Erlandson, DE Ed Cooke, OG Tommy Nomina and DB John McGeever to Miami.

**1962**—AFL Equalization Draft: Broncos obtain OG John Denvir from San Diego, OE Jerry Richardson from San Diego, QB Richie Lucas from Buffalo, DT Ike Lassiter from Dallas and HB Charles Bolden from Houston.

## ALL-TIME ROSTER

Bob Adams	TE	Pacific	1975
Kenneth M. Adamson	G	Notre Dame	1960-62
Steve Alexakos	G	San Jose State	1970
Tel Allen	RB	Springfield College	1969
Elihu (Buddy) Allen	HB	Utah State	1961
Donald R. Allen	FB	Texas	1960
Henry Allison	OT	San Diego State	1977
Vaughn S. (Buddy) Alliston	LB	Mississippi	1960
Lyle Alzado	DE	Yankton College	1971-78
David R. Ames	HB	Richmond	1961
Robert Anderson	HB	Colorado	1970-73
Lou Andrus	LB	Brigham Young	1967
Otis Armstrong	RB	Purdue	1973-78
LeFrancis Arnold	G-C	Oregon	1974
Mike Askea	T	Stanford	1973
Billy Atkins	DB	Auburn	1964
Frank Atkinson	DE	Stanford	1964
Jay Bachman	C	Cincinnati	1968-71
Bill Bain	OT	So. California	1976, 1978
Ernie Barnes	G	No. Carolina Col.	1963-64
Walter Barnes	DE	Nebraska	1969-71
Odell Barry	HB	Findlay	1964-65
James Barton	C	Marshall	1961-62
Rick Baska	LB	UCLA	1976-77
Norman Bass	DB	Pacific	1964
Tom Beer	TE	Houston	1967-69
Dave Behrman	C	Michigan State	1967
Henry Bell	HB	No college	1960
Frank Bernardi	HB	Colorado	1960
Lee Bernet	OT	Wisconsin	1965-66
Gordon Bowdell	WR	Michigan State	1971
Phil Brady	S	Brigham Young	1969
John Bramlett	LB	Memphis State	1965-66
Don Breaux	QB	McNeese State	1963
Bob Breitenstein	OT	Tulsa	1965-67
Marlin Briscoe	QB	Omaha	1968
John W. (Red) Brodnax	FB	Louisiana State	1960
Boyd Brown	TE	Alcorn A&M	1974-76
Hardy Brown	LB	Tulsa	1960
Willie Brown	DB	Grambling	1963-66
Sam Brunelli	G	Colorado St. Col.	1966-71
Bill Bryan	C-G	Duke	1977-78
Tom Buckman	TE	Texas A&M	1969
Fred Bukaty	FB	Kansas	1961
Bobby Burnett	RB	Arkansas	1969
George Burrell	S	Pennsylvania	1969
Gerry Bussell	DB	Georgia Tech	1965
Bill Butler	LB	San Fernando Valley	1970
George (Butch) Byrd	DB	Boston University	1971
Carter Campbell	DE	Weber State	1971
Larry Canada	FB	Wisconsin	1978
Albert R. Carmichael	HB	So. California	1960-61
Paul Carmichael	HB	El Camino JC	1965
Don Carothers	OE	Bradley	1960
Kenneth L. Carpenter	E	Oregon State	1960
Rubin Carter	DT	Miami (Fla.)	1975-78
Tim Casey	LB	Oregon	1969
John E. Cash	E	Allen	1961-62
Tom Cassese	DB	C. W. Post	1967
Grady Cavness	CB	Texas-El Paso	1969
Barney Chavous	DE	So. Carolina State	1973-78
Max Choboian	QB	San Fernando State	1966
Tom Cichowski	OT	Maryland	1967-68
Ralph Cindrich	LB	Pittsburgh	1974
Don Coffey	E	Memphis State	1963
Steve Coleman	DE	Delaware State	1974
Ed Cooke	DE	Maryland	1964-65
Dave Costa	DT	Utah	1967-71
Bill Cottrell	G	Delaware Valley	1972
Larry Cox	DT	Abilene Christian	1966-68



# ALL-TIME ROSTER (CONTINUED)

Eric Crabtree	FL	Pittsburgh	1966-68
Gary Crane	LB	Arkansas State	1969
Willis Crenshaw	FB	Kansas State	1970
Ken Criter	LB	Wisconsin	1969-74
Ed Cummings	LB	Stanford	1965
Carl Cunningham	LB	Houston	1967-70
Mike Current	OT	Ohio State	1967-75
Eldon V. Danenhauer	T	Pittsburg (Kan.)	1960-65
William A. Danenhauer	E	Emporia College	1960
Dick Davis	RB	Nebraska	1970
Jack T. Davis	T	Arizona	1960
Marvin Davis	DT	Wichita State	1966
Joe Dawkins	RB	Wisconsin	1971-73
Albert E. Day	T	Eastern Michigan	1960
Al Denson	FL	Florida A&M	1964-70
John Denvir	G	Colorado	1962
Wallace Dickey	OT	S.W. Texas State	1968-69
Richard L. (Bo) Dickinson	FB	So. Mississippi	1962-63
Doug (Bucky) Dilts	P	Georgia	1977-78
Hewitt Dixon	HB-E	Florida A&M	1963-65
Joe DiVito	QB	Boston College	1968
Jack Dolbin	WR	Wake Forest	1975-78
Tom Domres	DT	Wisconsin	1971-72
Richard A. (Skip) Doyle	HB	Ohio State	1960
Tom Drougas	T	Oregon	1974
Rick Duncan	K	Eastern Montana	1967
Pete Duranko	DE	Notre Dame	1967-74
Booker Edgeron	CB	Western Illinois	1970
Ron Egloff	TE	Wisconsin	1977-78
Jim Elfrid	LB	Colorado State	1961
John Embree	WR	Compton JC	1969-70
George Hunter Enis	QB	Texas Christian	1962
John P. Epperson	E	Adams State	1960
Thomas D. Erlandson	LB	Washington State	1962-65
Mike Ernst	QB	Cal-Fullerton	1972
Terry Erwin	HB	Boston College	1968
Jay Dale Evans	HB	Kansas State	1961
Larry Evans	LB	Mississippi College	1976-78
Stan Fanning	DE	Idaho	1964
Miller Farr	DB	Wichita State	1965
Billy Ray Fletcher	OE	Memphis State	1966
Steve Foley	DB	Tulane	1976-78
Garrett Ford	FB	West Virginia	1968
Fred Forsberg	LB	Washington	1968-73
Jason Franci	OE	Santa Barbara	1966
Mike Francowiak	RB	Central Michigan	1975-76
James G. Fraser	LB-P	Wisconsin	1962-64
Al Frazier	HB	Florida A&M	1961-63
George Gaiser	OT	Southern Methodist	1968
Bob Gaiters	HB	New Mexico State	1963
Drake Garrett	DB	Michigan State	1968-70
Charles E. Gavin	DE	Tennessee State	1960-63
Bob Geddes	LB	UCLA	1972
Jack Gehrke	WR	Utah	1971
Cookie Gilchrist	FB	No college	1965-67
Scotty Glacken	QB	Duke	1966-67
Glenn Glass	DB	Tennessee	1966
Tom Glassic	G	Virginia	1976-78
George Goeddeke	G	Notre Dame	1967-72
Austin (Goose)			
Gonsoulin	DB	Baylor	1960-66
John Gonzaga	G	No college	1966
Brian Goodman	G	UCLA	1975
Harvey Goodman	G	Colorado	1976
Cornell Gorden	CB	No. Carolina A&T	1970-72
Randy Gradishar	LB	Ohio State	1974-78
Tom Graham	LB	Oregon	1972-74
John Grant	DT-DE	So. California	1973-78
Charles Greer	DB	Colorado	1968-74

# ALL-TIME ROSTER (CONTINUED)

James D. Greer	E	Elizabeth, N.C. State	1960
John Griffin	HB	Memphis State	1964-66
Bill Groman	HB-E	Heidelberg	1963
Dick Guesman	T-K	West Virginia	1964
Donald Gulseth	LB	North Dakota	1966
Melwood N. (Buzz) Guy	G	Duke	1961-62
Dale Hackbart	S	Wisconsin	1973
Mike Haffner	OE	UCLA	1968-70
Steve Haggerty	DB	Colorado	1975
Wayne Hammond	DT	Montana State	1976
Billy Hardee	DB	Virginia Tech	1976
Tony Harris	WR	Toledo	1972
Dwight Harrison	WR	Texas A&I	1971-72
Maurice Harvey	DB	Ball State	1978
Johnny Ray Hatley	T	Sul Ross State	1960
Arthur A. Hauser	T	Xavier	1961
Wendell Hayes	HB	Humboldt State	1965-67
Abner Haynes	HB	North Texas State	1965-66
Alfred Haywood	RB	Bethune-Cookman	1975
Jerry Hendren	WR	Idaho	1970
Gary Henson	E	Colorado	1964
Lonnie Hepburn	CB	Texas Southern	1974
George W. Herring	QB	So. Mississippi	1960-61
Bo Hickey	FB	Maryland	1967
Walter Highsmith	C	Florida A&M	1968-69
Jack Hill	HB	Utah State	1961
George Hoey	DB	Michigan	1975
John Hoffman	DE	Hawaii	1972
John Hohman	G	Wisconsin	1965-66
Gus Holloman	DB	Houston	1968-69
Gordon Holz	T	Minnesota	1960-63
Jerry Hopkins	LB	Texas A&M	1963-66
Don Horn	QB	San Diego State	1971-72
Paul Howard	G	Brigham Young	1973-78
Bobby Howfield	K	No college	1968-70
John Huard	LB	Maine	1967-69
Robert Hudson	LB	Clemson	1960-61
John Hufnagel	QB	Penn State	1974-75
Bob Humphreys	-K	Wichita State	1967-68
Glenn Hyde	OT	Pittsburgh	1976-78
Martin Imhof	DE	San Diego State	1976
Jerry Inman	DT	Oregon	1966-73
Bernard Jackson	DB	Washington State	1977-78
Larron Jackson	G	Missouri	1971-74
Richard Jackson	DE	Southern	1967-72
Tom Jackson	LB	Louisville	1973-78
Frank Jackunas	C	Detroit	1963
Ray Jacobs	T	Howard Payne	1963-66
Charlie Janerette	T	Penn State	1964-65
Tom Janik	HB	Texas A&I	1963-64
Pete Jaquess	DB	E. New Mexico	1967-70
Jim Jensen	RB	Iowa	1977
William Jessup	E	Southern California	1960
Eugene Jeter	LB	Arkansas AM&N	1965-67
William (Billy) Joe	FB	Villanova	1963-64
Charley Johnson	QB	New Mexico State	1972-75
Calvin Jones	CB	Washington	1973-76
Henry Jones	RB	Grambling	1969
Jimmy Jones	OE	Wisconsin	1968
Larry Jordan	E-LB	Youngstown	1962-64
Donald G. Joyce	E	Tulane	1962
Larry Kaminski	C	Purdue	1966-73
Bob Kampa	DT	California	1974
Bill Keating	DT	Michigan	1966-67
Mike Kellogg	FB	Santa Clara	1966-67
Jon Keyworth	RB	Colorado	1974-78
Jim Kiick	RB	Wyoming	1976-77
Donald W. King	E	Kentucky	1960
Vince Kinney	WR	Maryland	1978
Robert E. Konovsky	E	Wisconsin	1961



# ALL-TIME ROSTER (CONTINUED)

Jim Krieg	WR	Washington	1972
Gary Kroner	K	Wisconsin	1965-67
Ray Kubala	C	Texas A&M	1964-67
Frank W. Kuchta	C	Notre Dame	1960
Ron Lamb	FB	South Carolina	1968
Gordon Lambert	LB	Tennessee-Martin	1968-69
Patsy C. Lamberti, Jr.	LB	Richmond	1961
Dan LaRose	DE	Missouri	1966
Carl James Larpenter	G	Texas	1960-61
Bill Laskey	LB	Michigan	1973-74
Isaac T. Lassiter	E	St. Augustine	1962-64
Don Latimer	DT	Miami (Fla.)	1978
Jim Leclair	QB	C. W. Post	1967-68
Roger LeClerc	C	Trinity (Conn.)	1967
Jacky Lee	QB	Cincinnati	1964-65
Max Leetzow	DE	Idaho	1965-66
Mike Lemon	LB	Kansas	1975
Jack Lentz	DB	Holy Cross	1967-68
Darrell Lester	FB	McNeese State	1965-66
Herman Lewis	DE	Virginia Union	1968
Hub Lindsey	HB	Wyoming	1968
Pete Liske	QB	Penn State	1969-70
Floyd Little	HB	Syracuse	1967-75
Tommy Luke	LB	Mississippi	1968
Fran Lynch	HB	Hofstra	1967-75
Tom Lyons	G	Georgia	1971-76
Rob Lytle	RB	Michigan	1977-78
Ernest G. (Pete) Mangum	LB	Mississippi	1960
Brison Manor	DE	Arkansas	1977-78
Bobby Maples	C	Baylor	1972-78
Charles E. Marshall	HB	Oregon State	1962
Paul Martha	S	Pittsburgh	1970
Billy Masters	TE	LSU	1970-74
Pat Matson	G	Oregon	1966-67
Archie Matsos	LB	Michigan State	1966
Jack Mattox	T	Fresno State	1961-62
Marv Matuszak	LB	Tulsa	1964
Andy Maurer	OT	Oregon	1977
Ray May	LB	So. California	1973-75
Brendan McCarthy	FB	Boston College	1968-69
John McCormick	QB	Massachusetts	1963, 65-66, 68
Robert V. McCullough	G	Colorado	1962-65
Ed (Wahoo) McDaniel	LB	Oklahoma	1961-63
Lewis B. (Bud) McFadin	T	Texas	1960-63
John McGeever	HB	Auburn	1962-65
Bill McKoy	LB	Purdue	1970-72
James R. McMillin	HB	Colorado State	1960-62, 1964-65
Robert McNamara	HB	Minnesota	1960-61
Eugene Mingo	HB	No college	1960-64
Claudia Minor	T	San Diego State	1974-78
Tommy Earl Minter	HB	Baylor	1962
Rex Mirich	DE	Northern Arizona	1967-69
Alvin Mitchell	S-WR	Morgan State	1970
Charlie Mitchell	HB	Washington	1963-67
Leroy Mitchell	CB	Texas Southern	1971-73
Marv Montgomery	T	So. California	1971-76
Randy Montgomery	CB	Weber State	1971-73
Mike Montler	C	Colorado	1977
Alex Moore	HB	Norfolk State	1968
Bob Moore	TE	Stanford	1978
Leroy Moore	DE	Fort Valley (Ga.)	1964-65
Randy Moore	DT	Arizona State	1976
Craig Morton	QB	California	1977-78
Haven Moses	WR	San Diego State	1972-78
John Mosier	TE	Kansas	1971
Bobby Moten	OE	Bishop College	1968
Chip Myrtle	LB	Maryland	1967-74

# ALL-TIME ROSTER (CONTINUED)

Rob Nairne	LB	Oregon State	1977-78
Tom Neville	T	Mississippi State	1978
Ron Nery	E	Wisconsin	1963
Lee (Mike) Nichols	C	Arkansas A&M	1960-61
John Nocera	LB	Iowa	1963
Tom Nomina	G	Miami (Ohio)	1963-65
Philip H. Nugent	HB	Tulane	1961
Tom Oberg	DB	Portland State	1968-69
Riley Odoms	TE	Houston	1972-78
Phil Olsen	C	Utah State	1975-76
Harold Olson	T	Clemson	1963-64
John Olszewski	FB	California	1962
Jim O'Malley	LB	Notre Dame	1973-75
Chris Pane	DB	Chico State	1976-78
Ernie Park	G	McMurry State	1967
Charlie Parker	G	So. Mississippi	1965
Don Parish	LB	Stanford	1972
Al Pastrana	QB	Maryland	1969-70
Craig Penrose	QB	San Diego State	1976-78
James W. Perkins	T	Colorado	1962-64
Lonnie Perrin	RB	Illinois	1976-78
Anton Peters	T	Florida	1963
John Pitts	S	Arizona State	1973-75
Dave Pivec	TE	Notre Dame	1969
Bobby Ply	DB	Baylor	1967
Dickie Post	RB	Houston	1971
Randy Polt	DB	Stanford	1975-77
Eugene Prebola	E	Boston University	1961-63
Steve Preece	S	Oregon State	1972
Dave Preston	HB	Bowling Green	1978
James Price	LB	Auburn	1964
Errol Prisy	DB	Cincinnati	1967
John J. Pyeatt	HB	No college	1960
Frank Quayle	RB	Virginia	1969
Steve Ramsey	QB	North Texas State	1971-76
Leo T. Reed	T	Colorado State	1961
Randy Rich	DB	New Mexico	1977
Bob Richardson	DB	UCLA	1966
Frank Richter	LB	Georgia	1967-69
Larry Riley	DB	Salem College	1977
Joe Rizzo	LB	Merchant Marines	1974-78
Alden Roche	DE	Southern University	1970
William E. Roehnel	LB	Bradley	1961-62
Stan Rogers	OT	Maryland	1975
David S. Rolle	FB	Oklahoma	1960-61
Albert Romine	HB	Florence State	1960
Oliver Ross	RB	Alabama A&M	1973-75
Tobin Rote	QB	Rice	1966
Justin D. Rowland	HB	Texas Christian	1962
John Rowser	CB	Michigan	1974-76
Tom Rychlec	E	American International	1963
George Saimes	S	Michigan State	1970-72
Ron Sbranti	LB	Utah State	1966
Robert Scarpitto	WR-P	Notre Dame	1962-67
Carl Schaukowitz	G	Penn State	1975
Steve Schindler	G	Boston College	1977-78
Mike Schnitker	G	Colorado	1969-74
John Schultz	WR	Maryland	1976-78
Lew Scott	DB	Oregon State	1966
James H. Sears	HB	So. California	1960-61
Goldie Sellers	DB	Grambling	1966-67
Jeff Severson	DB	Long Beach State	1975
Don Shackelford	G	Pacific	1964
Rick Sharp	T	Washington	1972
George H. Shaw	QB	Oregon	1962
Rod Sherman	WR	Southern California	1972
Roger T. Shoals	T	Maryland	1971
Jerry Simmons	WR	Bethune-Cookman	1971-74

## ALL-TIME ROSTER (CONTINUED)

Leon Simmons	LB	Grambling	1963
Mike Simone	LB	Stanford	1972-74
Jack M. Simpson	LB	Mississippi	1961
John Sklopan	HB	So. Mississippi	1963
Milton (Mickey) Slaughter	QB	Louisiana Tech	1963-66
Tom Smiley	RB	Lamar Tech	1969
Daniel Eugene Smith	HB	Northeast Oklahoma	1961
Don Smith	G	Florida A&M	1967
Ed Smith	DE	Colorado College	1973-75
Harold Smith	T	UCLA	1960
Hugh B. Smith	E	Kansas	1962
James Smith	S	Utah State	1969
Paul Smith	DT-DE	New Mexico	1968-78
Willie Smith	G	Michigan	1960
Matt Snorton	TE	Michigan State	1964
Henry Sorrell	LB	Chattanooga	1967
Jerry N. Stalcup	LB	Wisconsin	1961-62
Bruce Starling	HB	Florida	1963
James E. Stinnette	FB-LB	Oregon State	1961-62
Jesse Stokes	DB	Corpus Christi	1968
Don E. Stone	FB	Arkansas	1961-64
Otto Stowe	WR	Iowa State	1974
Robert J. Stransky	HB	Colorado	1960
David Strickland	T-G	Memphis State	1960
Jerry G. Sturm	C-T-G	Illinois	1961-66
Jim Summers	DB	Michigan State	1967
Neal Sweeney	OE	Tulsa	1967
Bob Swenson	LB	California	1975-78
Gene Sykes	DB	Louisiana State	1967
George Tarasovic	DE	Louisiana State	1967
Jerry L. Tarr	E	Oregon	1962
Lionel T. Taylor	E	New Mexico Highlands	1960-66
Steve Tensi	QB	Florida State	1967-70
Jim Thibert	LB	Toledo	1965
Earlie Thomas	DB	Colorado State	1975
Bill Thompson	CB	Maryland State	1969-78
Jim Thompson	DT	Southern Illinois	1965
Dave Tobey	LB	Oregon	1968
Jerry Traynham	HB	Southern California	1961
Frank Tripucka	QB	Notre Dame	1960-63
Godwin Turk	LB	Southern Univ.	1976-78
Clem Turner	RB	Cincinnati	1970-72
Jim Turner	K	Utah State	1971-78
Maurice Tyler	S	Morgan State	1973-74
Richard Tyson	G	Tulsa	1967
Rick Upchurch	WR	Minnesota	1975-78
Olen Underwood	LB	Texas	1971
Bill Van Heusen	WR-P	Maryland	1968-76
Bob Vaughan	G	Mississippi	1968
Lloyd Voss	OT	Nebraska	1972
Bob Wade	CB	Morgan State	1970
Clarence Walker	HB	Southern Illinois	1963
Dave Washington	LB	Alcorn A&M	1971
Dave Washington	OE	Southern California	1968
Gene Washington	WR	Michigan State	1973
Norris Weese	QB	Mississippi	1976-78
Theodore A. Wegert	FB	No college	1961
Bill West	CB	Tennessee State	1972
Charlie West	DB	UTEP	1978
Willie West	HB	Oregon	1964
Max Wettstein	OE	Florida State	1966
Jim Whalen	TE	Boston College	1970-71
Andre White	OE	Florida A&M	1967
Jim White	DE	Colorado State	1976
Harold Williams	HB	Miami (Ohio)	1961
Wandy Williams	RB	Hofstra	1969-70
Nemiah Wilson	DB	Grambling	1965-67

## ALL-TIME ROSTER (CONTINUED)

Malcolm Richard Wood	QB	Auburn	1962
James Earl Wright	HB	Memphis State	1964
Lonnie Wright	DB	Colorado State	1966-67
Louis Wright	DB	San Jose State	1975-78
William G. Yelverton	E	Mississippi	1960
Joseph A. Young	E	Arizona	1960-61
Robert Young	G	Howard Payne	1966-70
E. Robert Zeman	HB	Wisconsin	1962-63

## Schools Represented

Wisconsin 15, Colorado 13, Oregon 11, USC 10, Maryland 10, Michigan State 8, Notre Dame 8, Stanford 7, Mississippi 7, Florida A&M 6, Memphis State 6, Utah State 6, Colorado State 6, UCLA 6, Oregon State 6, San Diego State 6, Michigan 6, Grambling 5, Houston 5, Washington 5, Tulsa 5, Boston College 5, Auburn 4, Baylor 4, Cincinnati 4, Kansas 4, LSU 4, Penn State 4, Pittsburgh 4, Southern Mississippi 4, Texas 4, California 4, 16 with three each, 40 with two each, 88 with one each. Seven players did not attend college.

NOTE: 172 schools are represented.

## Service

**ELEVEN YEARS**—Paul Smith 1967-78.

**TEN YEARS**—Bill Thompson 1969-78.

**NINE YEARS**—Mike Current 1967-75; Floyd Little 1967-75; Fran Lynch 1967-75; Billy Van Heusen 1968-76.

**EIGHT YEARS**—Lyle Alzado 1971-78; Larry Kaminski 1966-73; Jim Turner 1971-78.

**SEVEN YEARS**—Al Denson 1964-70; Pete Duranko 1967-70, 1972-74; Goose Gosoulin 1960-66; Charles Greer 1968-74; Jerry Inman 1966-71, 1973; Bobby Maples 1972-78; Haven Moses 1972-78; Riley Odoms 1972-78; Lionel Taylor 1960-66.

**SIX YEARS**—Otis Armstrong 1973-78; Sam Brunelli 1966-71; Barney Chavous 1973-78; Ken Criter 1969-74; Eldon Danenhauer 1960-65; George Goeddeke 1967-72; John Grant 1973-78; Rich Jackson 1967-72; Tom Jackson 1973-78.

**FIVE YEARS**—Dave Costa 1967-71; Fred Forsberg 1968, 1970-73; Randy Gradishar 1974-78; Paul Howard 1973-75, 1977-78; Jon Keyworth 1974-78; Billy Masters 1970-74; Gene Mingo 1960-64; Claudie Minor 1974-78; Charlie Mitchell 1963-67; Joe Rizzo 1974-78; Bob Young 1966-70.

## HISTORICAL HIGHLIGHTS

### 1959

**AUGUST 14**—First American Football League organizational meeting held in Chicago. Denver, with Bob Howsam as its principal owner, named as a charter member along with New York, Dallas, Los Angeles, Minneapolis and Houston. **NOVEMBER 22**—First player selection draft held through 32 rounds. Denver's first pick is Roger LeClerc, center, Trinity. **NOVEMBER 30**—Joe Foss named American League Commissioner. **DECEMBER 1**—Dean Griffing named general manager of the Broncos. **DECEMBER 2**—Second player selection draft of 20 rounds held.

## HISTORICAL HIGHLIGHTS (CONTINUED)

### 1960

**JANUARY 1**—Frank Filchok named first head coach of the Broncos.  
**JANUARY 30**—Denver placed in AFL's western division with Dallas, Oakland and Los Angeles. **JUNE 9**—AFL signs five-year television contract with the American Broadcasting Company. **JULY**—First Bronco training camp opens at Colorado School of Mines. **SEPTEMBER 9**—After losing all five pre-season games, the Broncos become the first AFL victor when they defeat the Patriots in Boston in history's first AFL game, 13-10. Attendance—21,597. **SEPTEMBER 23**—Lionel Taylor, a cut of the Chicago Bears, plays first game for Broncos in New York. **OCTOBER 2**—Broncos play first home game in Bears Stadium, defeat Oakland, 31-24, before crowd of 18,372. **DECEMBER**—Offensive End Lionel Taylor, Defensive Tackle Bud McFadin and Safety Goose Gonsoulin all named to first official all-AFL team.

### 1961

**MAY 26**—Bob and Lee Howsam, original principal owners of the Broncos, sell their stock to a new syndicate headed by Cal Kunz and Gerry Phipps. **JUNE 1**—Cal Kunz named president and operating head of Empire Sports. **DECEMBER**—Lionel Taylor sets professional record with 100 pass receptions for season. Taylor and Bud McFadin named to all-AFL team. **DECEMBER**—Frank Filchok released as Broncos head coach.

### 1962

**FEBRUARY 1**—Jack Faulkner hired as Broncos head coach. **JULY 1**—Dean Griffing released as Broncos general manager. Faulkner named to dual post as head coach and general manager. **JULY**—Public burning ceremony of Broncos' notorious vertically striped socks at Broncos' intra-squad game. **AUGUST 24**—Broncos defeat Dallas Texans, 27-24, in Fort Worth in first overtime game played by the Broncos. It was also Denver's first win over the Texans. **SEPTEMBER 7**—Broncos open regular season with 31-21 win over defending western division champion San Diego before turnaway crowd at D.U. stadium. **DECEMBER**—Jack Faulkner named coach of the year in AFL. Gene Mingo set professional field goal record of 27 in a season. Eldon Danenhauer, Lionel Taylor, Goose Gonsoulin and Bob Zeman named to the official all-AFL team.

### 1963

**JULY 18**—Bronco rookies defeat Houston rookies, 17-14, before 6500 in Colorado Springs in first pro rookie game ever played. **AUGUST**—Charlie Mitchell, Tom Janik and Tom Nomina, all future Broncos, play in College All-Star game in Chicago. **DECEMBER**—Billy Joe named AFL rookie of the year, Goose Gonsoulin only Bronco to make the all-AFL team. Lionel Taylor wins fourth straight pass receiving title.

### 1964

**JANUARY**—Broncos and Jets complete historic nine-player trade, largest ever made in the AFL. Broncos send Gene Prebola, Wahoo McDaniel, Gordy Holz and Bob Zeman to Jets for Dick Guesman, Ed Cooke, Charlie Janerette, Jim Price and Sid Fournet. **JANUARY 29**—AFL signs five-year television contract with the National Broadcasting Company for a record \$36,000,000. **AUGUST**—Matt Snorton and Ray Kubala, Bronco signees, play in College All-Star game. **AUGUST 14**—Broncos obtained quarterback Jack Lee from Houston in unique "lend-lease" trade for Bud McFadin, No. 1 draft choice and cash. **SEPTEMBER 12**—Jets and Broncos open the regular season in New York's Shea Stadium before a then record crowd of 53,190 (45,665 paid). **OCTOBER 4**—Jack Faulkner released as head coach. **OCTOBER 5**—Mac Speedie accepts appointment as interim head coach. **OCTOBER 11**—Broncos win first game under Mac Speedie by defeating Kansas City, 33-27. **DECEMBER 12**—Mac Speedie named head coach. **DECEMBER**—Jim Fraser wins third straight punting title. Willie Brown named to all-AFL team. Broncos sign high draft choice Bob Breitenstein (Tulsa) and Gerry Bussell (Georgia Tech), both No. 1 picks of NFL teams.

## HISTORICAL HIGHLIGHTS (CONTINUED)

### 1965

**JANUARY 16**—AFL meeting in Houston. Cal Kunz gives first public indication that all may not be well with Bronco franchise in Denver. **FEBRUARY 11**—Fight to retain control of franchise breaks into public focus. Gerald and Alan Phipps are pitted against "Voting Trust" made up of six principal Empire Sports stockholders and headed by Cal Kunz. **FEBRUARY 15**—Gerald and Allan Phipps purchase 52 percent of the stock of Empire Sports, thus giving them virtually 100 percent ownership and saving the Bronco franchise for Denver. **FEBRUARY 16**—Fabulous season ticket drive begins with sale of 143 season tickets, a Denver record at that time. **MARCH 5**—Record sale of 941 season tickets in one day. **APRIL 1**—Season ticket drive goal of 20,000 sales reached. Figure to reach 22,000 by May 1. **MAY 17**—Allan Phipps named president of Empire Sports, Inc. Gerry Phipps re-named Chairman of the Board. Richard S. Kitchen, Sr., and Robert T. Person named to the board of directors. **MAY 29**—Jim Burris, Bears general manager, named executive vice-president of Empire Sports, Inc., a position carrying with it the duties normally associated with those of a football general manager. **OCTOBER 3**—Broncos defeat New York, 16-13, before a then overflow crowd of 34,988. **DECEMBER 12**—Lionel Taylor makes the 500th catch of his career in game against Boston to become the first AFL player to top this figure. **DECEMBER 12**—Broncos conclude home season with total attendance of 219,786, an average of 31,398 per game. Both the total and average attendance were American Football League western division records. Six of seven home crowds topped the 30,000 mark. **DECEMBER**—Tackle Eldon Danenhauer, Split End Lionel Taylor and Fullback Cookie Gilchrist named to the all-AFL team, thus giving the Broncos more all-star players on their offensive unit than any other AFL team. John Bramlett named second in rookie of the year voting in at least two polls. Lionel Taylor wins fifth pass receiving crown and Abner Haynes wins league kickoff return championship.

### 1966

**FEBRUARY 1**—Record early-season ticket sale passes 15,000 for the 1966 season. **MARCH**—Governor Love signs into law legislative act creating a metropolitan stadium district. Voters of a four-county metropolitan region will vote on building a multi-million dollar all-purpose metropolitan stadium before March, 1967. One of provisions of the bill is that major potential tenants of the stadium, including the Denver Bears and Denver Broncos, must sign a 10-year lease before the stadium bill goes to a public vote. Bronco owners Gerry and Allan Phipps will agree to this stipulation, thus assuring the permanency of the Bronco franchise in Denver with the passage of the stadium bill by the voters. **JUNE 8**—Merger of American and National Leagues announced. Season ticket sales surge forward as enthusiastic fans crowd box office. **SEPTEMBER 19**—Ray Malavasi named Head Coach of the Broncos, replacing Mac Speedie, who resigned the previous day. **DECEMBER**—John Bramlett, Goose Gonsoulin, Bob Scarpitto and Jerry Sturm chosen to play in AFL All-Star contest in January. **DECEMBER 19**—Lou Saban signs a 10-year contract as General Manager and Head Coach of the Denver Broncos.

### 1967

**FEBRUARY**—Gerald Phipps named Chairman of American Football League Executive Committee. **MARCH 1**—Broncos move to new suburban executive offices with adjacent practice field and locker room facilities for both pre-season and regular season training. **MARCH 7**—Metropolitan Denver voters turn down stadium bond issue, but Bronco fans immediately organize for fund raising drive to improve Bears Stadium and keep Broncos in Denver. **MAY 17**—Floyd Little, Denver's No. 1 draft choice, signs with Broncos. Little becomes the first No. 1 choice to sign with Denver in the history of club. **MAY 24**—Cincinnati awarded 10th American Football League franchise. Will begin play in 1968. **AUGUST 5**—Broncos defeat Detroit Lions 13-7 in pre-season game at DU for AFL's first win over the NFL. **AUGUST 15**—Quarterback Steve Tensi acquired from San Diego for first round draft choices in both 1968 and 1969. **SEPTEMBER 3**—Bronco season ticket figure winds up at a (then) record 24,650. **SEPTEMBER 24**—Denver establishes a Bears Stadium one-game attendance record as 35,565 watch the Jets prevail over the Broncos 38-24. **DECEMBER**—Broncos close out season by establishing a new home attendance record of 231,801, an average of 33,114 per game. **DECEMBER**



## HISTORICAL HIGHLIGHTS (CONTINUED)

—Floyd Little paces AFL in punt returning with a 16.9 average. Bob Scarpitto repeats as punt leader with a 44.9 norm. Flanker Al Denson selected All-League in player balloting.

### 1968

**JANUARY**—Flanker Al Denson, defensive tackle Dave Costa, center Larry Kaminski and cornerback Nemiah Wilson participate in AFL All-Star game. Lou Saban and staff coach the West stars. **FEBRUARY**—Civic drive to raise \$1.8 million ends successfully and City of Denver receives stadium as a gift after purchase of the facility from Empire Sports, Inc. by non-profit group. Construction begins on 16,000 seat upper deck that will raise capacity to 50,000 for 1968 season. **SEPTEMBER 21**—Broncos move into new administrative building at 5700 Logan Street. **SEPTEMBER 28**—Broncos set all-time season ticket sale with a 27,348 figure. **NOVEMBER 10**—Denver sets all-time one-game home attendance record by playing before a capacity crowd of 50,002 against the Oakland Raiders. **DECEMBER 14**—Bears Stadium is officially re-named Denver Mile High Stadium.

### 1969

**JANUARY 19**—Dave Costa, Rich Jackson and Floyd Little participate in AFL All-Star Game in Jacksonville, Florida. **MAY 13**—Broncos set all-time season ticket sale with figure of 27,413, which is 65 more than the 1968 season sale. Figure is to hit 31,936 before regular season opens. **SEPTEMBER 21**—Denver sets all-time one-game home attendance record by playing before capacity crowd of 50,583 against the New York Jets. **OCTOBER 19**—Little rushes for 166 yards against Cincinnati, at Cincinnati. Top single game rushing effort by running back in either league. **NOVEMBER 2**—Denver shuts out the San Diego Chargers at Denver Mile High Stadium (13-0). First shutout for Broncos in 10-year history in AFL. **DECEMBER**—Floyd Little and Rich Jackson named to first team All League. **DECEMBER**—Bill Thompson (rookie) tops AFL list in punt and kickoff returns. First player in 10-year history of AFL to ever hold both titles.

### 1970

**JANUARY 17**—Rich Jackson, Dave Costa, Floyd Little, Mike Current and George Goeddeke play in All-Star game on West team. **MAY 7**—Bobby Anderson, #1 draft choice in common draft held January 27, signs contract with Denver Broncos. **SEPTEMBER**—Season ticket sale hits record number of 43,584. **SEPTEMBER 27**—Broncos open home season before record Mile High Stadium crowd of 50,705 with 16-13 win over Steelers. **NOVEMBER 15**—Addition of north stand bleacher section enables new Mile High Stadium record of 50,959 to see Broncos lose narrow decision to Oakland, 24-19, in final two minutes of play. **DECEMBER 20**—Record crowd of 51,001 for final game of season as Cleveland Browns stop Denver, 27-13. **DECEMBER 20**—Floyd Little gains 44 yards to win American Conference rushing title with 901 yards. It was first rushing crown and first season Little played in all 14 games.

### 1971

**JANUARY**—Richard Jackson named to official National Football League all-star team. **JANUARY**—Richard Jackson and Floyd Little make starting lineups for American Conference in first AFC-NFC Pro Bowl game. **MARCH 26**—Veterans report to Bronco training camp for first off-season camp. **APRIL 19**—Marv Montgomery, Denver's number one draft choice, signs his 1971 contract. **MAY 12**—Broncos stop sale of season tickets at record 47,500. **SEPTEMBER 19**—Broncos open season with 10-10 tie against eventual Super Bowl entry, Miami, before first of seven sell-out crowds at Mile High Stadium. **OCTOBER 24**—Denver coach Lou Saban and Broncos down Cleveland 27-0, on same field Saban starred as all-star linebacker in Cleveland. It was first time Browns were shut-out since 1952. It was also to be Saban's last victory as Bronco coach. Attendance was 75,674, largest crowd to date to view Denver. **NOVEMBER 17**—Lou Saban resigns as head coach of Broncos, a position he had held for five years. Offensive line coach Jerry Smith is named interim head coach. Saban, in December, resigns as General Manager to return to Buffalo Bills as head coach. **DECEMBER 19**—Floyd Little compiles 79 yards against Raiders in Oakland to finish as pro football's top runner with 1,133 yards. Little also becomes first Bronco to rush for more than 1,000 yards in a season.

## HISTORICAL HIGHLIGHTS (CONTINUED)

### 1972

**JANUARY 5**—John Ralston, successful head coach at Stanford, is announced as Denver's new head coach. He later adds the title of General Manager. **FEBRUARY 28**—Broncos' Number One draft pick, Riley Odoms, TE, from Houston, inks multi-year contract. **MARCH 16**—For the first time in the history of Denver professional football, there will be no public sale of season tickets, it is reported. Season ticket holders renewed 46,500 of the 47,500 available season tickets, and further exercised their option for 8,000 additional tickets, thus assuring Denver of its third straight year of sell-outs. **APRIL 5**—Long-time Rocky Mountain Empire Sports employee Earl Hartman dies of cancer. Hartman is Treasurer of Empire Sports and Business Manager of the Broncos at the time of his death. **JULY 19**—Broncos open summer camp at Cal Poly at Pomona (Calif.) as rookies report for physicals. **AUGUST 16**—Charley Johnson, NFL veteran quarterback, becomes a Bronco as Ralston trades third round choice to Houston. Johnson will become Denver's most accurate passer (.555) in the upcoming season. **OCTOBER 29**—Floyd Little is given his "day" at Mile High Stadium before a sell-out crowd. In pre-game ceremonies, Little receives numerous gifts including a boat. However, Broncos are unable to whip Cleveland as Browns win, 27-20. Floyd's day was in honor of his winning NFL rushing championship in 1971. **DECEMBER 10**—San Diego is on short end of 38-13 score played at Mile High Stadium with the temperature at kickoff reportedly nine degrees. This is the coldest kickoff ever for a Denver team.

### 1973

**JANUARY 30**—Otis Armstrong, all-star running back from Purdue, is Denver's first round selection in annual draft. **MARCH 3**—Season ticket holders renew 47,800 of 48,000 season tickets to assure Denver again of having no public sale of season tickets. Season ticket holders asked for additional 11,000 tickets—if they become available. **OCTOBER 14**—Charley Johnson also becomes the 18th quarterback in pro football history to go over 20,000 yards lifetime as he connects for 214 yards plus three TDs to Haven Moses in a 48-20 win at Houston. **OCTOBER 22**—With "Orange Monday" banners waving, the Broncos perhaps play the most important game to date in the club's history against Oakland on national television. Denver comes back to knot the contest, 23-23, on a 35-yard field goal by Jim Turner. **NOVEMBER 25**—Denver defeats Kansas City, 14-10, on two Charley Johnson to Haven Moses passes to take over first place in the AFC West with three games to go. The win moves the Broncos to 6-3-2—the six victories the second best mark ever for a Denver team to date. **DECEMBER 9**—Denver 42, San Diego 28! The Broncos are winners at last, as Denver clinches the team's seventh victory of the season, assuring the club of a winning year. Jim Turner contributed 16 points in San Diego. **DECEMBER 16**—A tie or loss would do no good in this afternoon's game in Oakland. A win would give the Broncos the Western Division title in the AFC, but the Broncos lose 21-17.

### 1974

**JANUARY**—Four Broncos, Floyd Little, Haven Moses, Riley Odoms and Paul Smith, are invited to play in the Pro Bowl, giving Denver good representation. In addition, John Ralston is named AFC Coach of the Year for guiding Denver to its first winning season ever. Odoms, incidentally, is named All-Pro by NEA. Additional honors go to Charley Johnson on offense and Paul Smith on defense for being the team's most valuable players as voted by their teammates. These two men are the 1973 winners of the Earl Hartman Memorial awards. **JANUARY 29-30**—The Broncos draft with defense in mind as three of the team's first four choices are defenders paced by Ohio State linebacker Randy Gradishar. **MARCH 1**—The Broncos announce a six-game pre-season schedule, the most games ever slated for the pre-season by Denver. **MARCH**—Only 165 of the 48,000 season tickets sold are not renewed for 1974. Denver then sells an additional 1,000, bringing the total number of season tickets sold to 49,000. **APRIL 18**—The Denver Chamber of Commerce releases survey compiled by Dr. Charles P. Rahe at the University of Colorado. The report entitled, "Economic Impact of the Denver Broncos Football Organization on the Metropolitan Economy," points out that, in 1973, over \$6 million of new money was brought into the metro area by the Broncos. **AUGUST 31**—The Broncos defeat the New England Patriots, 27-21, in Spokane, Wash. for the team's fourth victory of the summer, the most wins by a Denver team in pre-season.



## HISTORICAL HIGHLIGHTS (CONTINUED)

**SEPTEMBER 10**—Denver voters pass a \$25 million bond issue to expand and improve Mile High Stadium to over 75,000 seats. The stadium was projected to be finished in time for the 1976 regular season. **SEPTEMBER 22**—The Broncos and the Pittsburgh Steelers play in the first regular season overtime game as a 35-35 score was present at the end of regulation play. Neither team scored in the sudden death period. **NOVEMBER 28**—Before a television audience estimated at 35 million, the Broncos riddle the Detroit Lions 31-27 on Denver's first Thanksgiving Day game in Detroit. **DECEMBER 8**—Denver assures itself of the team's second consecutive winning season and Otis Armstrong sets a single game rushing mark of 183 yards as the Broncos down Houston 37-14. **DECEMBER 15**—Although Denver loses at San Diego, Otis Armstrong finishes the season with 1407 yards and the NFL rushing title becoming one of a half dozen players ever to average more than 100 yards per game in pro football.

### 1975

**JANUARY**—Otis Armstrong and Riley Odoms represent the Broncos in the annual Pro Bowl game in Miami, Fla. Additional honors go to Armstrong as he is voted the top offensive player on the team. Tom Jackson was voted the top Defender and Ken Criter the top Specialist. **FEBRUARY**—Expansion of Mile High Stadium begins which will provide 63,500 capacity for the 1976 season and an ultimate capacity of 75,000 in 1977. **SEPTEMBER 29**—The Broncos defeat Green Bay, 23-13, for their first victory ever on Monday Night Football. **OCTOBER 5**—Playing before the largest crowd ever to witness a Broncos game, 79,864, Denver falls to O. J. Simpson and the Buffalo Bills, 38-14, at Buffalo. **DECEMBER 14**—Playing his last home game as a Denver Bronco, Floyd Little goes out with a bang. The club's first No. 1 draft choice to sign, Little rushes for 56 yards and one TD, catches five passes for 94 yards, including a 66-yard touchdown, to lead the Broncos to a 25-10 win over Philadelphia. Little winds up his career as the seventh all-time rusher in the NFL with 6,323 yards.

### 1976

**JANUARY 26**—Tight end Riley Odoms and linebacker Randy Gradishar are the Broncos representatives in the Pro Bowl in New Orleans. For Odoms, it is the third straight year he has played in the game, while Gradishar, making his first appearance, keeps alive the string of John Ralston's first draft choices playing in the game after their second year in the league. **MARCH 28**—Quarterback Charley Johnson announces his retirement from the National Football League after a 15-year career. Johnson, who led the club to its only two winning seasons in history in 1973 and 1974, will remain with the team as a scout and quarterback coach. **APRIL 21**—Season ticket sales are cut off at 62,215, assuring the Broncos of their seventh straight sellout season. **JUNE 27**—Lyle Alzado is one of three finalists for the man of the Year Award and Rich Upchurch is honored as the American Conference Offensive Rookie of the Year by the NFL Players Association at its annual banquet in Chicago. **SEPTEMBER 19**—In the expanded Mile High Stadium, the Broncos whip the Jets, 46-3, before 62,669 fans, the largest crowd ever to witness a sporting event in the state of Colorado. The record will fall for each of the next three home games, the final mark being 63,431 against Oakland on October 17. **SEPTEMBER 26**—Rick Upchurch ties an NFL record by returning two punts for touchdowns in a 44-13 win over the visiting Cleveland Browns. **OCTOBER 3**—The Broncos tie a club record by winning their third game in a row, 26-0, over the San Diego Chargers. The Broncos will match the streak again later in the season. The shutout is the third in Denver's history. **OCTOBER 24**—Rick Upchurch ties an NFL record with his fourth punt return touchdown of the season in a 35-26 win over Kansas City. **NOVEMBER 7**—With two field goals and six extra points, Jim Turner becomes the fifth player in pro football history to surpass 1,200 points in a 48-13 win over Tampa Bay. **NOVEMBER 14**—The Broncos blank San Diego, 17-0, for Denver's second shutout of the season, a figure matching the team's total in its first 16 years of play. **DECEMBER 12**—The Broncos stop Chicago, 28-14, for their ninth win of the season, highest total in Denver history. Otis Armstrong rushes for 116 yards to reach 1,008 for the season, his second 1,000-yard year in his career. **DECEMBER 18**—Fred Gehrke, long-time Bronco administrator, is named general manager as the club divides duties of head coach and general manager for the first time since 1967.

## HISTORICAL HIGHLIGHTS (CONTINUED)

### 1977

**JANUARY 17**—Rick Upchurch and Otis Armstrong are the Bronco participants in the annual AFC-NFC Pro Bowl in Seattle, won by the AFC, 24-14. **JANUARY 31**—John Ralston resigns as Head Coach of the Denver Broncos. **FEBRUARY 1**—Robert (Red) Miller, a former Bronco assistant coach, is named as the team's eighth head coach. **FEBRUARY 4**—Carroll Hardy, director of scouting for the Broncos, is named director of player personnel. **FEBRUARY 7**—Former Bronco great Floyd Little is inducted into the Colorado Sports Hall of Fame. **MARCH 13**—Ticket Manager Gail Stuckey announces that only 449 of 62,215 season tickets sold in 1976 were not renewed for 1977. Sales for additional tickets available because of stadium expansion begin. **APRIL 7**—In a Denver Post series by Irv Moss, it is revealed that the Broncos generated revenues of more than \$891,000 for the city of Denver in 10 home games in 1976, making the Broncos the top producer of revenue for the city of Denver among tenants of special events facilities. **MAY**—A pair of off-season camps, one for rookies and free agents and the other veterans, get the 1977 Broncos acquainted with new coach Red Miller and his staff. **JUNE 12**—Lyle Alzado is named winner of the National Football League Players Association's Byron (Whizzer) White Award as the group's Man of the Year. Rick Upchurch is honored at the same Chicago banquet as the NFL's top punt returner. **SEPTEMBER 18**—The Broncos open their season before a record crowd of 75,007 in Mile High Stadium, shutting out the St. Louis Cardinals, 7-0. **OCTOBER 16**—Pushing their season record to 5-0, the Broncos use seven interceptions and a touchdown pass to kicker Jim Turner to trounce the defending world champion Oakland Raiders, 30-7. **NOVEMBER 27**—In a showdown of the two best records in the NFL, the Broncos get a 73-yard interception return for a touchdown by Tom Jackson to dump Baltimore, 27-13, and run their record to 10-1. **DECEMBER 4**—With a 24-14 win at Houston, the Broncos clinch a playoff berth, first in the club's history. Later in the day, the Broncos clinch the AFC Western Division championship when the Raiders fall to the Los Angeles Rams. **DECEMBER 18**—The Broncos lose to Dallas in the regular season finale, 14-6, but post the best record in the history of the franchise, 12-2, tied with Dallas for the best in the NFL. **DECEMBER 24**—Before the largest crowd ever to watch a sporting event in the state of Colorado, 75,011, the Broncos stop the Pittsburgh Steelers in the first round of playoff action, 34-21.


### 1978

**JANUARY 1**—"The miracle has happened," said KOA sports director Bob Martin. "The Broncos are going to the Super Bowl." In a hard-fought game at Mile High Stadium, the Broncos dethrone the Raiders, 20-17, for the AFC championship and a trip to the Super Bowl in New Orleans. **JANUARY 15**—"We'll be back" and "We love our Broncos" the Denver faithful chant as the Broncos fall to the Cowboys, 27-10, in the Super Bowl. **JANUARY 23**—Lyle Alzado, Randy Gradishar, Tom Jackson, Billy Thompson and Louis Wright represent the Broncos in the Pro Bowl, the largest Denver contingent in history. **MARCH**—Only 143 season tickets are not renewed, a new all-time low, according to ticket manager Gail Stuckey. **MAY**—Denver again holds two mini-camps to get a jump on July training camp in Fort Collins. **SEPTEMBER 3**—Broncos open defense of title by beating Oakland, 14-6 in Mile High Stadium. **OCTOBER 29**—Broncos beat Seattle, 20-17 in overtime, becoming the first NFL team ever to participate in three overtime contests in one season. **DECEMBER 3**—Broncos win by 21-6 score at Oakland, holding the Raiders without a touchdown for the second time in the season, and moving within one game of AFC West crown. **DECEMBER 10**—Denver downs Kansas City, 24-3, winning second straight division championship, as QB Craig Morton goes 19-for-22 with 16 straight completions, both second best all-time NFL marks. **DECEMBER 30**—Denver loses in the playoffs to eventual Super Bowl champion Pittsburgh Steelers, 33-10.

### 1979

**JANUARY 29**—Broncos are represented by an all-time high of seven players in the NFL Pro Bowl, including Lyle Alzado, Randy Gradishar, Tom Jackson, Riley Odoms, Bill Thompson, Rick Upchurch, and Louis Wright. **MARCH**—Only 161 season tickets are not renewed, according to Ticket Manager Gail Stuckey, virtually assuring the Broncos of their tenth straight sellout season.

## MISCELLANEOUS



## NATIONAL FOOTBALL LEAGUE

410 Park Ave., New York, N.Y. 10022  
(212) 758-1500

Commissioner ..... Pete Rozelle  
Executive Director ..... Don Weiss  
Treasurer ..... Bill Ray  
Director of Public Relations ..... Jim Heffernan  
Director of Special Events ..... Jim Steeg  
Counsel to Commissioner ..... Jay Moyer  
Broadcast Coordinator ..... Val Pinchbeck, Jr.  
Director of Security ..... Jack Danahy  
Director of Personnel ..... Jan Van Duser  
Supervisor of Officials ..... Art McNally  
Special Projects Manager ..... Bill Granholm  
Director of Player Relations ..... Buddy Young  
American Football Conference President ..... Lamar Hunt  
Assistant to AFC President ..... Al Ward  
AFC Director of Information ..... Joe Browne  
National Football Conference President ..... George Halas  
Assistant to NFC President ..... Joe Rhein  
NFC Director of Information ..... Dick Maxwell

### NFL PUBLIC RELATIONS DIRECTORS

#### AMERICAN FOOTBALL CONFERENCE

Baltimore—Jim Husbands ..... (301) 667-4400  
Buffalo—L. Budd Thalman ..... (716) 648-1800  
Cincinnati—Al Heim ..... (513) 621-3550  
Cleveland—Nate Wallace ..... (216) 696-5555  
Houston—Mike McClure ..... (713) 797-9111  
Kansas City—Bob Sprenger ..... (816) 924-9300  
Miami—Bob Kearney and Charlie Callahan ... (305) 379-1851  
New England—Tom Hoffman ..... (617) 543-7911  
New York Jets—Frank Ramos ..... (212) 421-6600  
Oakland—John Herrera ..... (415) 562-5900  
Pittsburgh—Joe Gordon ..... (412) 323-1200  
San Diego—Rick Smith ..... (714) 280-2111  
Seattle—Don Andersen ..... (206) 827-9777

#### NATIONAL FOOTBALL CONFERENCE

Atlanta—Charlie Dayton ..... (404) 688-8684  
Chicago—Ted Haracz ..... (312) 663-5100  
Dallas—Doug Todd ..... (214) 369-8000  
Detroit—Don Kremer ..... (313) 335-4131  
Green Bay—Chuck Lane ..... (414) 494-2351  
Los Angeles—Jerry Wilcox ..... (213) 277-4700  
Minnesota—Merrill Swanson ..... (612) 920-4805  
New Orleans—Jerry Wynn ..... (504) 524-1421  
New York Giants—Ed Croke ..... (212) 582-2010  
Philadelphia—Jim Gallagher ..... (215) 463-2500  
St. Louis—Bing Devine ..... (314) 421-0777  
San Francisco—George Heddeston ..... (415) 365-3420  
Tampa Bay—Bob Best ..... (813) 870-2700  
Washington—Joe Blair ..... (703) 471-9100

## CHAMPIONSHIP PLAY

### AFL-AFC TITLE GAMES

1978 Pittsburgh 34, Houston 5	1968 New York Jets 27, Oakland 23
1977 Denver 20, Oakland 17	1967 Oakland 40, Houston 7
1976 Oakland 24, Pittsburgh 7	1966 Kansas City 31, Buffalo 7
1975 Pittsburgh 16, Oakland 10	1965 Buffalo 23, San Diego 0
1974 Pittsburgh 24, Oakland 13	1964 Buffalo 20, San Diego 7
1973 Miami 27, Oakland 10	1963 San Diego 51, Boston 10
1972 Miami 21, Pittsburgh 17	1962 Dallas 20, Houston 17 (OT)
1971 Miami 21, Baltimore 0	1961 Houston 10, San Diego 3
1970 Baltimore 27, Oakland 17	1960 Houston 24, Los Angeles 16
1969 Kansas City 17, Oakland 7	

### NFL-NFC TITLE GAMES

1978 Dallas 28, Los Angeles 0
1977 Dallas 23, Minnesota 6
1976 Minnesota 24, Los Angeles 13
1975 Dallas 37, Los Angeles 7
1974 Minnesota 14, Los Angeles 10
1973 Minnesota 27, Dallas 10
1972 Washington 26, Dallas 3
1971 Dallas 14, San Francisco 3
1970 Dallas 17, San Francisco 10
1969 Minnesota 27, Cleveland 7
1968 Baltimore 34, Cleveland 0
1967 Green Bay 21, Dallas 17
1966 Green Bay 34, Dallas 27
1965 Green Bay 23, Cleveland 12
1964 Cleveland 27, Baltimore 0
1963 Chicago 14, New York Giants 10
1962 Green Bay 16, New York Giants 7
1961 Green Bay 37, New York Giants 0
1960 Philadelphia 17, Green Bay 13
1959 Baltimore 31, New York Giants 16
1958 Baltimore 23, New York Giants 17 (OT)
1957 Detroit 59, Cleveland 14
1956 New York Giants 47, Chicago 7
1955 Cleveland 38, Los Angeles 14
1954 Cleveland 56, Detroit 10
1953 Detroit 17, Cleveland 16
1952 Detroit 17, Cleveland 7
1951 Los Angeles 24, Cleveland 17
1950 Cleveland 30, Los Angeles 28
1949 Philadelphia 14, Los Angeles 0
1948 Philadelphia 7, Chicago Cardinals 0
1947 Chicago Cardinals 28, Philadelphia 21
1946 Chicago Bears 24, New York Giants 14
1945 Cleveland Rams 15, Washington 14
1944 Green Bay 14, New York Giants 7
1943 Chicago Bears 41, Washington 21
1942 Washington 14, Chicago Bears 6
1941 Chicago Bears 37, New York Giants 9
1940 Chicago Bears 73, Washington 0
1939 Green Bay 27, New York Giants 0
1938 New York Giants 23, Green Bay 17
1937 Washington 28, Chicago Bears 21
1936 Green Bay 21, Boston Redskins 6
1935 Detroit Lions 26, New York Giants 7
1934 New York Giants 30, Chicago Bears 13
1933 Chicago Bears 23, New York Giants 21

## SUPER BOWL RESULTS

1979 Pittsburgh 35, Dallas 31 at Miami
1978 Dallas 27, Denver 10 at New Orleans
1977 Oakland 32, Minnesota 14 at Pasadena
1976 Pittsburgh 21, Dallas 17 at Miami
1975 Pittsburgh 16, Minnesota 6 at New Orleans
1974 Miami 24, Minnesota 7 at Houston
1973 Miami 14, Washington 7 at Los Angeles
1972 Dallas 24, Miami 3 at New Orleans
1971 Baltimore 16, Dallas 13 at Miami
1970 Kansas City 23, Minnesota 7 at New Orleans
1969 New York Jets 16, Baltimore 7 at Miami
1968 Green Bay 33, Oakland 14 at Miami
1967 Green Bay 35, Kansas City 10 at Los Angeles

### BRONCOS ROAD HOMES

Date and City	Hotel	Telephone
August 4, at Dallas	Marriott	(214) 748-8551
August 19, at San Francisco	Dunfey Hotel	(415) 573-7661
September 16, at Atlanta	Marriott	(404) 659-6500
September 30, at Oakland	Marriott	(415) 548-7920
October 14, at Kansas City	Crown Center	(816) 474-4400
October 22, at Pittsburgh	Marriott	(412) 922-8400
November 18, at San Francisco	Dunfey Hotel	(415) 573-7661
December 2, at Buffalo	Sheraton Inn	(716) 681-2400
December 8, at Seattle	Red Lion Inn	(206) 246-8600
December 17, at San Diego	Islandia	(714) 224-3541

### DENVER BRONCOS

#### 1979 PRE-GAME AND HALFTIME SCHEDULE

Date	Game	Guest Performers
August 11	Washington	Ford Dealers/Denver Junior Police Band
August 24	New England	Denver All-City Jazz Combo/Colorado Square Dancers
September 2	Cincinnati	Carlsbad New Mexico High School Band
September 6	Los Angeles	Doherty High School Band
September 23	Seattle	Colorado State University Band
October 7	San Diego	Douglas County High School Band
October 28	Kansas City	Mitchell High School Band
November 4	New Orleans	University of Northern Colorado Band
November 11	New England	Fairview High School Band
November 25	Oakland	Glenbrook South (Illinois) High School Band

## SCHEDULING

The master NFL schedule, as it applies to the Denver Broncos (and also to other AFC West teams) for 1980:

### EACH TEAM:

A. Home-and-home games with the four teams in the AFC West (Kansas City, Oakland, San Diego, and Seattle). Total: 8 games.

B. One game with teams number 1-4 (referring to placings) in a division of the other conference. In 1980, this will be the NFC East. Sites will depend upon order of finish within the divisions (see subsequent notes). This step does not apply to the fifth place team in the AFC West.

### FIRST PLACE TEAM IN AFC WEST:

B. Home: NFC East #2, NFC East #4; Away: NFC East #1, NFC East #3. Total: 4 games.

C. One game with each of the two other first place teams in the AFC and each of the two other fourth place teams in the AFC. AFC East #4 and AFC Central #1; Away: AFC East #1 and AFC Central #4. Total: 4 games.

### SECOND PLACE TEAM IN AFC WEST:

B. Home: NFC East #1, NFC East #3; Away: NFC East #2, NFC East #4. Total: 4 games.

C. One game with each of the two other second place teams in the AFC and each of the two other third place teams in the AFC. Home: AFC #3 and AFC Central #2; Away: AFC East #2 and AFC Central #3. Total: 4 games.

### THIRD PLACE TEAM IN AFC WEST:

B. Home: NFC East #2, NFC East #4; Away: NFC East #1, NFC East #3. Total: 4 games.

C. One game with each of the two other second place teams in the AFC and each of the two other third place teams in the AFC. Home: AFC East #2 and AFC Central #3; Away: AFC East #3 and AFC Central #2. Total: 4 games.

### FOURTH PLACE TEAM IN THE AFC WEST:

B. Home: NFC East #1, NFC East #3; Away: NFC East #2, NFC East #4. Total: 4 games.

C. One game with each of the two other first place teams in the AFC and each of the two other fourth place teams in the AFC. Home: AFC East #1 and AFC Central #4; Away: AFC East #4 and AFC Central #1. Total: 4 games.

### FIFTH PLACE TEAM IN THE AFC WEST:

B. One game with each of teams #1-4 of the four-team division in the AFC—Home: AFC Central #2 and AFC Central #4; Away: AFC Central #1 and AFC Central #3. Total: 4 games.

C. Home-and-home games with the other fifth place team in the AFC—Home: AFC East #5; Away: AFC East #5. Total: 2 games.

D. One game with each of the fifth place teams in the NFC—Home: NFC Central #5; Away: NFC East #5. Total: 2 games.

## Broncos Radio Network

Denver Radio Station KOA (850) will serve as the flagship station for the network broadcasts of Denver Broncos football. KOA has had the exclusive rights to Broncos football on radio since 1970.

Bob Martin, who this year was named Colorado Sportscaster of the Year for the tenth consecutive time, has been handling the play-by-play description since 1964. Larry Zimmer, who joined the team in 1971, will again provide the color commentary.

While the entire listing of network stations carrying Denver Broncos football won't be completed until shortly before the start of pre-season play, the early list of confirmed stations includes:

## COLORADO

KGIW Alamosa  
KSPN Aspen  
KBOL Boulder  
KLGT Breckenridge  
KRLN Canon City  
KRDO Colorado Springs  
KRAI Craig  
KRSJ Durango  
KCQL Fort Collins  
KMTS Glenwood Springs  
KREX Grand Junction  
KFKA Greeley  
KBZZ La Junta  
KLMR Lamar  
KBRR Leadville  
KLMO Longmont  
KUBC Montrose  
KZLO Pueblo  
KVMT Vail  
KJCC Yuma

## NEBRASKA

KOLT Scottsbluff

## NEW MEXICO

KENN Farmington

## WYOMING

KTWO Casper  
KFBC Cheyenne  
KOWB Laramie  
KQSW Rock Springs

## BRONCOS MEDIA CONTACTS

### Newspapers and Wire Services

Denver Post (P.M.)

Joe Sanchez

Dick Connor—Columnist

Steve Cameron—Columnist

Bick Lucas—Sports Editor

650 15th St.

Denver 80102

303—297-1294

Rocky Mountain News (A.M.)

Butch Brooks

Woodrow Paige—Columnist

Bob Collins—Columnist

400 W. Colfax

Denver 80202

303—892-5000

Boulder Daily Camera (P.M.)

Craig Harper

Dan Creedon—Sports Editor

1048 Pearl

Boulder 80306

303—442-1202

Colorado Springs Sun (A.M.)

Chuck Nevius

Frank Boggs—Sports Editor

104 S. Cascade

Colorado Springs 80903

303—633-3881

Gazette-Telegraph (P.M.)

Chris Jenkins

30 S. Prospect

Colorado Springs 80901

303—632-4641

Journal-Advocate (P.M.)

Don Miles—Sports Editor

P.O. Box 1272

Sterling 80751

303—522-1990

Fort Collins Coloradoan (P.M.)

Dwayne Hartnett

1212 Riverside

Fort Collins 80251

303—493-6397

Associated Press

John Mossman—Sports Editor

650 15th St.

Denver 80202

303—825-0123

United Press International

Jim Lawrence—Sports Editor

3665 E. Dakota

Denver 80209

303—321-2234

### Radio and Television

KOA Radio (850) and

Television (4-NBC)

Bob Martin

Larry Zimmer

Mark Holtz

Al Albert

Ron Zappolo (TV)

1044 Lincoln

Denver 80217

303—861-4444



KWGN Television  
(2-Independent)

Mike Haffner  
550 Lincoln  
Denver 80209  
303—837-1561

KMGH Television (7-CBS)  
Brian Drees, Bob Cullinan  
123 Speer Blvd.  
Denver 80203  
303—832-7777

KBTU Television (9-ABC)  
Mike Nolan, Gary Cruz,  
Lynn Sanner  
1089 Bannock  
Denver 80204  
303—825-5288

KKTV Television (11-CBS)  
Jack Ryan  
Box 2110, 3100 N. Nevada Ave.  
Colorado Springs 80901  
303—634-2844

KDEN Radio (1340)  
Tony Lamonica  
5660 S. Syracuse Circle  
Englewood 80110  
303—771-6000

KLDR Radio (1090)  
Terry McEvilly  
1790 Grant  
Denver 80203  
303—832-1090

KOAA-Television (5-NBC)  
Steve Harms  
2226 TV Lane  
Pueblo 81002  
303—544-5782

KHOW Radio (630)  
Irv Brown, John Connors  
Petroleum Club Bldg.  
Denver 80202  
303—573-7770

KWBZ Radio (1150)  
3 W. Princeton  
Englewood 80110  
303—761-1150

KIMN Radio (950)  
Jerry Castro  
5350 W. 20th Ave.  
Denver 80214  
303—234-9500

KRDO Radio (1240) and  
Television (13-ABC)  
Jeff Thomas  
399 So. 8th St.  
Colorado Springs 80901  
303—475-7609

KLZ Radio (560)  
John Rayburn  
980 W. 6th Ave.  
Broomfield 80021  
303—496-2566

## MEDIA INFORMATION

**CREDENTIALS:** Requests for credentials for accredited members of the media should be directed to Bob Peck, Public Relations Director, Denver Broncos, 5700 Logan St., Denver, Colorado 80216, telephone (303) 623-8778.

**TELEPHONE SERVICE:** One telephone will be provided for the exclusive use of visiting team writers. Additional telephone service should be arranged with Mountain Bell in Denver, telephone (303) 892-6202.

**COPY TRANSMISSIONS:** Services available and their Denver contacts are the following:

Western Union—Jim Massey, 915 17th St., Denver, Colorado 80202, telephone (303) 825-2115.

Amfax—Contact national office, 49 Pleasant Street, S. Weymouth, Mass. 02190, telephone (617) 337-3415.

SportsComm—Contact national office, P.O. Box 428, Ironstone Bldg., Stokes Road, Medford, N.J. 08055, telephone (609) 654-9333.

**CODE-A-PHONE:** The Broncos' Code-A-Phone will be in operation after the club returns to Denver from Fort Collins. The number is (303) 623-0545. New entries will be made daily at approximately 5:30 p.m.

**FURTHER INFORMATION:** For anything not covered by the 1977 Broncos Media Guide, feel free to contact Bob Peck, Jim Saccomano or secretary Lorraine Dieleman in the Bronco office at (303) 623-8778. Telephone numbers at training camp (July-Aug.) are (303) 623-3035 (Denver line) and (303) 493-4882 (Fort Collins line).

Bob Peck's home phone: (303) 986-0772.

Jim Saccomano's home phone: (303) 288-1182.

