


# 1980 Denver Broncos



MEDIA GUIDE



The Denver Broncos lost a beloved and valued member of the family last season with the passing of Public Relations Director Bob Peck in October. Not only is he missed as a friend, but as a co-worker and true professional. Bob was Public Relations Director of the Broncos for 10 years after having been Sports Information Director at the Air Force Academy and with the Mid-American Conference before joining the Bronco organization.

# Denver Broncos 1980 Media Guide

Denver Broncos Schedule—1980 .....	2
<b>ADMINISTRATION</b>	
Bronco Directory .....	4
Board of Directors, Rocky Mountain Empire Sports ...	5
Gerald H. Phipps, Chairman .....	6
Allan R. Phipps, President .....	7
Fred Gehrke, Vice President-General Manager ....	8
Administration .....	9
Head Coach Robert (Red) Miller .....	11
Coaching Staff .....	13
Training Equipment Staff .....	17
Administrative Staff .....	18
<b>THE 1980 SEASON</b>	
The 1980 Outlook .....	21
Mile High Stadium .....	25
1980 Opponents .....	26
1980 NFL Schedule .....	29
Postseason .....	32
1980 NFL Preseason Schedule .....	32
Veteran Player Profiles .....	33
Rookies, First-Year Players .....	80
Veteran Roster Analysis .....	92
Player Personnel Chart .....	93
Veteran Roster .....	94
Rookie Roster .....	96
<b>THE 1979 SEASON</b>	
1979 Achievements .....	98
Final Regular Season Statistics .....	99
Bronco Departmental Leaders .....	104
Game-by-Game Review .....	106
Playoff Statistics .....	116
1979 Final Standings .....	118
1979 NFL Attendance .....	119
<b>HISTORY AND RECORDS</b>	
Notable Performances .....	121
All-Time Scores .....	126
Playoff History .....	133
Coaching History .....	138
Attendance Marks .....	139
Statistical History .....	140
Records .....	145
Drafts, Trades; All-Time Roster .....	161
Historical Highlights .....	173
<b>MISCELLANEOUS</b>	
National Football League Personnel .....	182
NFL/AFL Championship History .....	183
Hotels .....	184
Scheduling .....	185
Bronco Radio Network .....	185
Bronco Media Contacts .....	186
Media Information .....	187

## DENVER BRONCOS 1980 SCHEDULE

### DENVER BRONCOS 1980 SCHEDULE

#### Regular Season

Sunday, Sept. 7 ..... at Philadelphia, 4:00 p.m.  
 Sunday, Sept. 14 ..... DALLAS, 2:00 p.m.  
 Sunday, Sept. 21 ..... SAN DIEGO, 2:00 p.m.  
 Monday, Sept. 29 ..... at New England, 9:00 p.m.  
 Sunday, Oct. 5 ..... at Cleveland, 1:00 p.m.  
 Monday, Oct. 13 ..... WASHINGTON, 7:00 p.m.  
 Sunday, Oct. 19 ..... KANSAS CITY, 12:00 p.m.  
 Sunday, Oct. 26 ..... at New York Giants, 1:00 p.m.  
 Sunday, Nov. 2 ..... HOUSTON, 2:00 p.m.  
 Sunday, Nov. 9 ..... at San Diego, 1:00 p.m.  
 Sunday, Nov. 16 ..... NEW YORK JETS, 2:00 p.m.  
 Sunday, Nov. 23 ..... SEATTLE, 2:00 p.m.  
 Monday, Dec. 1 ..... at Oakland, 6:00 p.m.  
 Sunday, Dec. 7 ..... at Kansas City, 3:00 p.m.  
 Sunday, Dec. 14 ..... OAKLAND, 2:00 p.m.  
 Sunday, Dec. 21 ..... at Seattle, 1:00 p.m.

All Times Local at Games Sites  
 Home Games (Mile High Stadium) Capitalized

#### Pre-Season

Saturday, Aug. 9, CINCINNATI, 8:00 p.m.  
 Saturday, Aug. 16, at New York Giants, 8:00 p.m.  
 Saturday, Aug. 23, LOS ANGELES, 7:30 p.m.  
 Saturday, Aug. 30, at Green Bay, 7:00 p.m.

#### The Denver Broncos

##### Executive Offices

5700 Logan Street  
 Denver, Colorado 80216  
 Telephone: (303) 623-8778


##### Training Camp (through Aug. 7)

Corbett Hall  
 Colorado State University  
 Fort Collins, Colorado 80251  
 Telephone: (303) 623-3035 (Denver line)  
 (303) 493-4882 (Fort Collins line)

##### Ticket Office

Denver Mile High Stadium  
 1900 Eliot Street  
 Denver, Colorado 80204  
 Telephone: (303) 433-7466

## ADMINISTRATION



# BRONCO DIRECTORY

## Board of Directors

Chairman, Board of Directors..... Gerald H. Phipps  
 President ..... Allan R. Phipps  
 Vice Presidents ..... Fred Gehrke, James H. Burris  
 Secretary ..... Richard S. Kitchen, Sr.

## Administrative Staff

General Manager ..... Fred Gehrke  
 Director of Player Personnel ..... Carroll Hardy  
 Director of Public Relations ..... George McFadden  
 Ticket Manager ..... Gail Stuckey  
 Corporate Treasurer ..... Dave Diehl  
 Director of Publicity ..... Jim Saccomano  
 Assistant to General Manager ..... Bill Goldy  
 Trainer ..... Allen Hurst  
 Equipment Manager ..... Larry Elliott  
 Director of Rehabilitation ..... Steve Antonopoulos  
 Director of Films ..... Rusty Nail  
 Films Assistant ..... Bill Harpole  
 Superintendent of Facilities ..... Ronnie Bill  
 Administrative Assistants ..... Lorrie Carpino, Yolanda Saltus  
 Accountant ..... Bob Hurley  
 Accounting Assistant ..... Debbie Maier  
 Secretaries ..... Lorraine Dieleman, Sue Fountain,  
 Cathy Hiestand, Oneta Hollowell, Jayne McKinzie  
 Assistant Ticket Manager ..... Betty Combs  
 Ticket Office Staff ..... Bertie Kanka, Joan Baker  
 Data Processing ..... Jim Clark  
 Team Physicians ..... Dr. Richard D. Talbott,  
 Dr. James F. McElhinney  
 Team Dentist ..... Dr. Tony Post

## COACHING STAFF

Head Coach ..... Robert (Red) Miller (Western Illinois, 1950)  
 Defensive Coordinator ..... Joe Collier (Northwestern, 1954)  
 Defensive Line ..... Stan Jones (Maryland, 1953)  
 Linebackers ..... Bob Zeman (Wisconsin, 1960)  
 Defensive Backs ..... Richie McCabe (Pittsburgh, 1955)  
 Offensive Coordinator Rod Dowhower (San Diego State, 1965)  
 Offensive Backfield ..... Paul Roach (Black Hills State, 1952)  
 Offensive Line ..... Whitey Dovell (Maryland, 1951)  
 Wide Receivers ..... Fran Polsfoot (Washington State, 1950)  
 Special Teams ..... Marv Braden (SW Missouri State, 1960)

## SCOUTING STAFF

Director of Pro Personnel ..... John Beake  
 College Scouts . Bill Daddio, Hugh Davidson, Jack Hennemier,  
 Hank Johnson, Bernie Reid, Mac Speedie



## BOARD OF DIRECTORS

From left: Vice President Fred Gehrke, General Manager, Denver Broncos; Vice President Jim Burris, General Manager, Denver Bears; Gerald H. Phipps, Chairman, Board of Directors; President Allan R. Phipps; Secretary Richard S. Kitchen, Sr.



## **BOARD OF DIRECTORS ROCKY MOUNTAIN EMPIRE SPORTS**

### **GERALD H. PHIPPS Chairman, Board of Directors**

Gerald H. Phipps has enjoyed many gratifying moments in his 32 years on the Rocky Mountain sports scene, but the success story written by the Broncos over the past three seasons has been the most satisfying of them all.

Under the guidance of Phipps and his brother, Allan, the Denver Broncos have risen from their less-than-auspicious beginnings in the old American Football League to a position as one of the National Football League's most stable franchises.

Denver's rise to prominence has been capped by three consecutive playoff berths in the last three seasons, American Football Conference Western Division titles in 1977 and 1978, and the team's appearance in Super Bowl XII following the 1977 campaign.

With the success of the Broncos illustrating Denver's willingness and ability to support an NFL team, the doors were opened for major league teams in other sports to set up shop in the Mile High City.

In 1961, one year after professional football arrived in Denver with an AFL franchise, Phipps became a major owner and assumed duties as Chairman of the Board of Rocky Mountain Empire Sports, Inc. Four years later, he and his brother became virtually the sole owners of the club.

Phipps' involvement in the Denver sports world began in 1947 when he became part of the organization that brought the Bears to Denver as members of baseball's old Western League. In the years immediately following the move, the Bears set minor league attendance records that stood unchallenged for many years.

Born March 4, 1915, in Denver to Lawrence C. and Margaret Rogers Phipps, he received his bachelor's degree from Williams College in 1936. He then went to work for the Denver & Rio Grande Western Railroad until he entered the navy in May, 1942.

Following his separation from the service in 1945, he was employed by a general contracting firm in Denver until 1952, when he formed his present company, Gerald H. Phipps, Inc. In 1958, he was elected vice president and treasurer of California Electric Power Co., and when that company merged with Southern California Edison in 1963, he was named a director of the latter.

He is a past president of the Associated Building Contractors of Colorado, Inc., a director and member of the Executive Committee of the First National Bank of Denver, and a director of the First National Bancorporation, Rio Grande Industries and the Denver & Rio Grande Western Railroad. He is a trustee of the Colorado College, serves on the Executive Committee of the Colorado Safety Association, and is a director of the Denver Chamber of Commerce.

Phipps, 65, is a member of the Denver Country Club, the Denver Athletic Club, Denver Club, Cherry Hills Country Club, Rolling Hills Country Club, Broadmoor Golf Club of Colorado Springs, and the Williams Club of New York.

Phipps was married in New York City on September 24, 1937, to the former Janet Alice Smith. They have three daughters and eight grandchildren.

### **ALLAN R. PHIPPS President**

Allan R. Phipps, President of Rocky Mountain Empire Sports, has been an active member of the Denver sports and cultural community for many years.

Phipps, 67, a partner in the Denver law firm of Hughes & Dorsey, has been active in key non-candidate roles in the Republican party, including a stint as chairman of the GOP State Finance Committee. He also serves on the governing boards of numerous organizations.

He received his bachelor's degree from Williams College in 1934, where he was a member of the tennis and swimming teams. He went on to receive a degree in jurisprudence from Oxford University in England in 1936 and a Juris Doctor degree from Denver University in 1937.

A member of Phi Beta Kappa, he was admitted to the Colorado Bar in 1938. HE interrupted his law career to serve in the U.S. Naval Reserve in World War II as a lieutenant commander in the Pacific Theater. He joined Hughes & Dorsey in 1946.

His posts include those of President of the Denver Museum of Natural History and Trustee of the University of Denver, of the Denver Museum of Natural History, of the Denver Symphony Society, of the Graland Country Day School, of the George W. Clayton College and of the Center for Creative Living.

Phipps was Alumni Trustee of Williams College and is a member of the Board of Trustees of the Winter Park Recreational Association. In March, 1980 he was the recipient of the prestigious Evans Award, conferred by the University of Denver Alumni Association for achievement in his profession, humanitarian service to the community, and continuing interest in the university.

He is a director of Cherry Creek National Bank, South Denver National Bank, Van Schaack Corporation and Grassy Creek Coal Company.

He is married to the former Clara Mitchell Van Schaack, and has two sons, a daughter and six grandchildren.

### **JIM BURRIS Vice President**

Jim Burris is in his 16th years as Vice President of the Board of Directors of Rocky Mountain Empire Sports, serving as General Manager of the Denver Bears baseball team since 1965 and also putting in some duty in the same post for the Broncos in 1966 and 1967.

During his tenure with the Bears, the club has won five divisional titles and three league crowns, while consistently ranking among the leaders in minor league baseball attendance. Burris was voted the American Association Executive of the Year in 1971, 1976 and 1977.

Burris received a "King of the Hill" award from the Colorado Sports Hall of Fame in 1978.

He is a former president of the American Association (1961 and 1962) and of the Texas league (1964) and also served as a special assistant to Baseball Commissioner Ford Frick in 1963.

### **RICHARD KITCHEN Secretary**

Secretary of the Board Richard S. Kitchen, Sr., is one of those people who believes in maximum effort and performance and backs it up with his own life style.

He received his B.A. from Yale University, where he was a regional scholar, and subsequently graduated cum laude from the University of Denver College of Law in 1948.

He was a Marine assault platoon leader in World War II and served as a company commander with the Marines in Korea.

A native of Loveland, Kitchen earned nine letters in his high school career and was the starting quarterback for the football team.

Kitchen has practiced law in Colorado since 1949, joining the law firm of Hughes and Dorsey in 1964.

He is Chairman of the Board of the First National Bank of Bear Valley, and is a past or current officer or director of numerous professional and service organizations.

Kitchen has eight children—Lesley, Lynn, Richard, Jr., Valerie, Susan, Lisa, Nicole, and John, and two grandchildren. He and his wife, Elfi, live in Bow Mar.

## GENERAL MANAGER

### FRED GEHRKE

Vice President  
and  
General Manager



Fred Gehrke was named vice president of Rocky Mountain Empire Sports and general manager of the Denver Broncos on December 18, 1976. From that day forward, a lot of good things have happened to the Broncos, including playoff appearances in all three seasons of the Gehrke regime.

Gehrke's first bold move was to seek out a longtime friend and veteran NFL assistant coach, Red Miller, and give him his first head coaching job. Then, along with Miller, Gehrke engineered the trades that brought Craig Morton and several other talented players into the Bronco fold.

And, most importantly, through the course of the past three seasons, Gehrke has provided the leadership and direction which helped the Broncos stake their claim to two successive Western Division championships and three playoff berths. With Gehrke at the helm, the Broncos have become one of just twelve NFL franchises to appear in the Super Bowl.

Gehrke's move to general manager marked the first time in a decade that the Broncos had split the duties of general manager and head coach, a dual role assumed by Lou Saban from 1967 to 1971 and by John Ralston from 1972 through 1976.

A member of the the Broncos staff since 1965, Gehrke came to the club as director of player personnel and also served as assistant general manager from 1973 until becoming general manager.

In 1972, he was the first recipient of the Daniel F. Reeves Memorial Pioneer award from the Pro Football Hall of Fame for innovative off-field contribution to the game. It was Gehrke who, as a player for the Los Angeles Rams in 1948, created the first helmet emblem in the NFL—the horns on the Rams' helmets.

His creativity is also manifested in the Broncos' 1977 AFC Championship ring, a collaboration by him and Josten's Jewelry.

A native of Salt Lake City, Gehrke was an outstanding scholar-athlete at Utah in his college days. In addition to football, he was the conference record holder in the javelin and also the conference diving champion for three years.

He began his professional playing career with the Cleveland Rams in 1940. "Frozen" in his wartime defense job during World War II—he was a technical illustrator for Northrop Aircraft Corporation in Los Angeles—he stayed on the west coast from 1941 through 1945 and played for the Los Angeles Bulldogs in the Pacific Coast League.

He returned to Cleveland where he was an All-Pro halfback for the World Champion Rams in 1945, and was a player-coach for the Rams in 1948 and 1949, then in Los Angeles. He retired as a player in 1950.

He ended his 24-year association with Northrop in 1963, when he became the general manager of the May Co. department store in the world's largest shopping center, Topanga Plaza, in Los Angeles until he joined the Broncos.

After his retirement as an active player, Gehrke did color and commentary with Tom Harmon on radio and television football broadcasts for 13 years.

Gehrke, 62, has five children—four daughters and a son—and lives with his wife, Jean, in Arvada.

## ADMINISTRATION

### CARROLL HARDY

Director of Player Personnel

Nineteen-eighty begins Carroll Hardy's 17th year in the Broncos organization and his fifth as Director of Player Personnel.

One of Fred Gehrke's first moves upon being named general manager was to appoint Carroll Hardy to his present position, a post formerly held by Gehrke himself.

Hardy, 47, supervises all player personnel moves, with particular emphasis on the college draft and scouting. He also supervises the pro scouting department, playing an active role in evaluating possible trades and free agent acquisitions.

Hardy has long been considered one of the greatest athletes produced by Colorado since winning a modern record of 10 letters at the University of Colorado (four each in football and baseball and two in track).

After graduating from Colorado in 1955 with a degree in education, Carroll signed a baseball contract with the Cleveland Indians and was drafted in the third round by football's San Francisco 49ers, playing that season as a wide receiver and running back.

After spending 1956 and 1957 in the Army, he returned to the Indians in 1958. He played in the outfield for the Indians until 1960, when he was traded to the Boston Red Sox. That year, Carroll became the only man ever to pinch hit for Ted Williams.

Hardy remained in baseball until the fall of 1965, when he joined the Broncos as a scout. He became assistant ticket manager for the club in 1969, and assumed the duties of scouting in 1970.

In recognition of his great athletic career in baseball, football,



and track, Hardy was inducted into the Colorado Sports Hall of Fame on February 19, 1979.

A native of South Dakota, Hardy also is a member of the South Dakota Sports Hall of Fame.

A resident of Boulder, Hardy and his wife, Janice, have three children, Jay, Jill, and Lisa.

## JOHN BEAKE

Director of Pro Personnel

The Broncos' Director of Pro Personnel is NFL veteran John Beake, now in his second year with Denver in this capacity.

Beake is in charge of keeping tabs on all veteran players in the NFL, which entails recording player movements such as trades and waivers, and he also scouts Denver's opponents.

An assistant coach for the Kansas City Chiefs from 1968 through 1974, Beake was the offensive backfield coach for the New Orleans Saints in 1976-77.

On the college level, he coached at Penn State in 1961-62 and was the offensive coordinator at Colorado State University in 1975.

He has a degree from Trenton State College in New Jersey and a Masters degree from Penn State.

Beake and his wife Marcia have three children, Jerilyn, Chip, and Christopher, and the family makes its home in Fort Collins.



## GEORGE McFADDEN

Director of Public Relations

George McFadden begins his second season with the Broncos after having joined the club the day before the 1979 regular season began. He came with the Broncos as Director of Promotions, was later named Director of Public Relations succeeding the late Bob Peck.

Even though new to the Bronco organization, McFadden is no rookie in the NFL. Before coming to Colorado he was Public Relations Director of the San Francisco 49ers for 14 years, then sandwiched an eight-month period as special events promotions manager for the Adolph Coors Co., in Golden, Colo., between the San Francisco and Denver assignments.

McFadden, a graduate of the University of New Mexico, was Sports Information Director for his alma mater for 13 years and was second vice-president of The College Sports Information Directors in America (COSIDA) before resigning to join the pro ranks in 1965.

George and wife, Wanda, live in Arvada.



## GAIL STUCKEY

Ticket Manager

Gail Stuckey begins his sixth season as the Broncos Ticket Manager in 1980.

A San Diego native, he joined the Broncos in 1975 after serving ten years as assistant ticket manager for the San Diego Chargers.

Following a four-year stint in the Air Force stationed in Germany, Stuckey returned to San Diego State University, where he played baseball and basketball.

Stuckey and his wife, Pat, have two daughters, Lynette and Gail Rene.



## DAVE DIEHL

Corporate Treasurer

Denver native Dave Diehl, 37, is in his ninth year as a member of the Denver Broncos organization.

In his position as Corporate Treasurer, Diehl oversees all financial activities of Rocky Mountain Empire Sports, Incorporated, which owns both the Broncos and the Denver Bears baseball team.

He is a graduate of Denver North High School and the University of Denver, and came to the Broncos with previous experience in banking and governmental auditing.

Diehl and his wife Judy have two children, Matthew and Mark, and the family resides in Wheat Ridge.



## HEAD COACH

## ROBERT "RED" MILLER

Head Coach

Head Coach Robert "Red" Miller has established himself as one of the National Football League's outstanding mentors in just three seasons at the helm of the Denver Broncos.

Miller, 52, became the eighth Broncos head coach in February of 1977, and the rest is history.





Prior to his arrival in Denver, the Broncos had posted just three winning campaigns in 17 seasons, and the club never had participated in post-season play of any kind.

In three seasons, Miller now has won two American Football Conference Western Division titles and has taken his team to the playoffs every year.

Denver can boast an AFC championship and an appearance in Super Bowl XII following the 1977 season.

Miller has a regular season record of 32-14, good enough for a glittering .696 winning percentage.

Miller's first season in Denver resulted in a 12-2 regular season mark, tied with Dallas as the best record in the NFL. That was followed by wins over Pittsburgh and Oakland, winners of the two previous Super Bowls, in the playoffs. Although Dallas put an unhappy ending on Denver's Cinderella Story in Super Bowl XII, the Broncos did own their first division title, as well as the AFC crown, and they became only the 11th team in the 28-club league to appear in a Super Bowl game.

Miller's efforts did not go unnoticed, as a lot of people shared a common opinion. Results of various polls were unanimous—Associated Press, United Press International, The Sporting News, the Washington Touchdown Club, Football Digest, Kansas City 101 Club, Columbus (Ohio) Touchdown Club, and Pro Football Weekly all honored Robert "Red" Miller as NFL Coach of the Year.

While the Broncos in 1978 were not able to duplicate their Super Bowl appearance of the previous year, they overcame an injury epidemic to win their second straight AFC West title. The back-to-back divisional crowns claimed by Denver and Red Miller represented the first time an AFC West team other than Oakland had won the division in consecutive seasons since San Diego won three straight from 1963 through 1965.

Although the 1979 Broncos lost the AFC West crown to San Diego in the season's final game, the Broncos did join Pittsburgh, Los Angeles, and Dallas as the only NFL teams to make the playoffs in each of the last three campaigns.

A native of Macomb, Ill., Miller was a standout guard and linebacker at Western Illinois, where he was named the team's MVP for three consecutive years. He spent nine years in the high school and college coaching ranks before joining Lou Saban's staff with the Boston Patriots in 1960, and went with Saban to Buffalo in 1962.

The seasons of 1963-64-65 were spent as offensive line coach with the Denver Broncos before moving on to St. Louis where he developed five Pro Bowl offensive linemen.

From St. Louis, Miller moved to a similar job with the Baltimore Colts before joining Chuck Fairbanks' staff at New England when Fairbanks took over the Patriots program in 1973. Miller was elevated to the offensive coordinator position and the Pats offense improved dramatically through the 1976 season when their 2,957 yards rushing went into the books as the fifth highest rushing total of any team in NFL history.

Miller's 1979 Denver club was the first in franchise history to go over the 5,000 yards mark in total offense (5,142), at the same time leading the NFL in defense against the run.

Known as a "players' coach," Miller dazzled his squad with his talents as a ragtime pianist at the team's 1977 rookie show.

Miller and his wife, Nancy, have two children. Lana has graduated from Colorado State university with a major in speech and communication and is an account executive at KLZ radio in Denver. Steve is entering his third year of law school this fall at Washburn University in Topeka, Kansas.

## COACHING STAFF

### MARV BRADEN

#### Special Teams

Marv Braden made his professional coaching debut with the Broncos in 1977 and has helped Denver's special teams become one of league's top groups in each of his three seasons in the NFL.

In 1976, Braden was the offensive coordinator at Michigan State, a post he also held at Southern Methodist in 1974 and 1975. In 1973, he served as defensive coordinator at Iowa State.

From 1969 through 1972, Braden was the head coach at United States International University in San Diego, compiling a 26-12-1 mark and turning out three All-Americans. In 1967 and 1968 he was the head coach at Northeast Missouri State.

Braden also coordinates the Fellowship of Christian Athletes Bible study group and team chapel activities for Broncos.

A graduate of Southwest Missouri State, Marv and his wife, Becky, have one daughter, Janice.



### JOE COLLIER

#### Defensive Coordinator

A long-time coaching associate of Red Miller, defensive coordinator Joe Collier is the mastermind of the Broncos' outstanding defensive unit. The senior member of the staff, Collier begins his 12th season with Denver in 1980.

Collier and Miller were on Lou Saban's staff at Western Illinois in 1957-58-59 then made the move with Saban to the Boston Patriots of the American Football League in 1960-61, and on to Buffalo in 1962.

While Miller moved to Denver, Joe remained at Buffalo and served as head coach of the Bills in 1966-67-68. He rejoined Saban's staff with the Broncos in 1969.

Collier was an All-Big Ten selection as an end during his college days at Northwestern, and played in the Senior Bowl and the East-West Shrine game. Drafted by the New York Giants, he chose instead to spend the next two years in the Army after which he joined the staff at Western Illinois.

Joe and his wife, Shirley, have three children, Julie, Lisa, and Joe.



### WHITEY DOVELL

#### Offensive Line

Much of the credit for Denver's improved offensive line play in 1979 must be attributed to the return of Whitey Dovell as offensive line coach. Dovell is a native of Newark, New Jersey who is in his 14th season as an NFL coach in 1980, his second straight and seventh overall in Denver.

His earlier stint in Denver was from 1967 through 1971, after which





he coached with the Chicago Bears (1972-74), and most recently four seasons with the Baltimore Colts (1975-78).

Widely regarded as an outstanding offensive line teacher, Dovell coached at his alma mater, the University of Maryland, for 15 years before entering the pro ranks as a member of Lou Saban's original Denver staff.

Whitey and his wife, Claire, have three daughters.

## **ROD DOWHOWER** **Offensive Coordinator**

Former Stanford University head coach Rod Dowhower has assumed the role of offensive coordinator for the Broncos in 1980.

Dowhower led Stanford to a 5-5-1 record in 1979, after having served as offensive coordinator there in 1977-78. While at Stanford Dowhower's offense produced the NCAA's leading passer three consecutive years, Guy Benjamin in 1977, Steve Dils in 1978, and Turk Schonert last season.

He began his career as a quarterback and receiver coach at San Diego State in 1966-67 and served as offensive coordinator there from 1968-72. Dowhower then went to St. Louis, where he coached the quarterbacks and receivers for one year before returning to college coaching in 1974 at UCLA.

He served as offensive coordinator there in 1974-75 and spent 1976 in the same capacity at Boise State.

An Ord, Nebraska native, Dowhower has a bachelor's degree from San Diego State, where he played college football, and a master's degree from U.S. International University.

He earned All-Coast and small college All-America honors as a quarterback at San Diego State in 1964.

Dowhower and his wife Nancy have two sons, Brian and Deron.

## **STAN JONES** **Defensive Line**

One of the leading linemen in the National Football League in his playing days, Stan Jones is marking his 27th consecutive year in pro football in 1980.

This is the tenth season as defensive line coach of the Broncos for Jones, who is on his second tour of duty in the Mile High City.

Jones served on the Bronco staff under Lou Saban from 1967 to 1971, and spent the next four years with Saban in Buffalo. He rejoined the Broncos in 1976 and now is in his fourth season working with Red Miller.

Jones was an All-American tackle at Maryland in 1953 and was named the nation's Lineman of the Year. In 1977, he was named to the ACC's 25-year All-Star team. He has been honored by the Maryland Alumni Association as Man of the Year, and is a member of Pennsylvania's Sports Hall of Fame.

He played 12 years with the Chicago Bears and one with the Washington Redskins, gaining All-Pro honors as an offensive guard four years and appearing in seven Pro Bowls.

Stan and his wife, Darlis, have a daughter, Sherrie, and two sons, Kevin and Tony.



## **RICHIE MCCABE** **Defensive Backs**

A veteran professional coach and a former American Football League All-Star, Richie McCabe enters his third season as the Broncos' defensive backfield coach in 1980.

In 1977, McCabe was the defensive coordinator for the Buffalo Bills, where his pro coaching career had begun in 1966. He was on the Oakland Raiders staff in 1969 and 1970, before moving to Cleveland for a five-year stint. He rejoined the Bills in 1976.

McCabe was a 22nd round draft choice for the Pittsburgh Steelers in 1955, and played four years with the Steelers and one with the Washington Redskins. He joined the Bills in 1960, when he was named to the All-Star team.

A native of Pittsburgh, he was a two-way starter for the Pitt Panthers. McCabe and his wife, Judith, have two daughters, Kelly and Erin.



## **FRAN POLSFOOT** **Receivers**

Now going into his 19th season coaching in the NFL and his fourth with the Broncos, Fran Polsfoot was Red Miller's first appointment to his Denver coaching staff. Polsfoot previously had coached with Miller at St. Louis in the mid-1960's.

Polsfoot has been in the pro ranks since 1962 when he began a six-year stint with the St. Louis Cardinals. From 1968 through 1971, he was with the Houston Oilers.

He spent the next three years with the Cleveland Browns before rejoining the Oilers staff in 1975 and 1976.

A native of Montesano, Washington, Polsfoot is a graduate of Washington State, where he played end for the Cougars.

Polsfoot and his wife, Mary, have a daughter, Sally, and a son, Tommy.



## **PAUL ROACH** **Offensive Backs**

Veteran professional coach Paul Roach coaches the Broncos offensive backs. He joined the club in 1977 after serving as offensive coordinator for the Green Bay Packers in 1975 and 1976.

Roach came to the Packers from Oakland, where he helped the Raiders to a 31-9-2 mark in three seasons as offensive backfield coach.

He spent eight years as backfield coach at Wyoming under Lloyd Eaton, during which time the Cowboys won three straight Western Athletic Conference titles. In 1970-71, he served as offensive backfield coach at the University of Wisconsin prior to moving to Oakland.



## BOB ZEMAN

Linebackers

An American Football League All-Star as a Bronco defensive back in 1962, Zeman enters his third season as Denver's linebacker coach in 1980.

Zeman was the defensive backfield coach of the Oakland Raiders from 1971 through 1977.

He started his AFL playing career with the San Diego Chargers in 1960 and 1961, and came to the Broncos in a trade in 1962. After two seasons in Denver, he went to the New York Jets as a part of the historic nine-player trade in 1964. He concluded his career with the Chargers in 1965-1966.

A 1954 prep All-American in his home town of Wheaton, Illinois, Zeman went on to become the co-captain for Wisconsin's 1959 Big Ten Champions. Before joining the Raiders in 1971, he coached at Wisconsin in 1970 and Northwestern in 1968-69.

Zeman and his wife, Kathy, have three sons and a daughter, Clarke, Eddie, Donnie, and Jennifer.



*Rick Upchurch, the NFL's all-time punt return leader.*

## TRAINING EQUIPMENT STAFF

### LARRY ELLIOTT

Equipment Manager

An outstanding athlete in his own right, Larry Elliott has served as equipment manager for the Broncos since 1965.

A ten-letter winner at St. Mary's High School in Colorado Springs, Elliott declined college scholarship offers in both football and baseball to enlist in the Air Force. While stationed at Tripoli's Wheelus Air Force Base, he won All-European honors as a third baseman.

Elliott has served as the coach of the Broncos basketball and softball teams, which travel throughout the Rocky Mountain area to play benefit games for worthy causes.

Larry and his wife, Margaret, live in Lakewood with their five children—Timothy, Troy, Thomas, Terry, and Tammie.



### ALLEN HURST

Athletic Trainer

Allen Hurst enters his 18th season with the club this fall, a 26-year veteran of his profession at the age of 38.

A native of Houston, Hurst took up training as a freshman in high school and served as student trainer while attending Texas Christian University. While at TCU, he also was on the staff of the Houston Oilers for three years.

Hurst graduated from TCU in 1963 with a degree in physical education and a minor in biology, and immediately joined the Broncos as head trainer.

Allen, his wife, Patsy, and their sons, Gregory and Justin, live in Littleton.



**Steve Antonopoulos**

Director of  
Rehabilitation



**Ronnie Bill**

Superintendent  
of Facilities

## ADMINISTRATIVE STAFF



**Jim Saccomano**  
Director of  
Publicity



**Bill Goldy**  
Assistant to the  
General Manager



**Jim Clark**  
Data Processing



**Bob Hurley**  
Accountant



**Rusty Nail**  
Director of Films



**Bill Harpole**  
Films Assistant



**Yolanda Saltus**  
Administrative  
Assistant



**Lorrie Carpino**  
Administrative  
Assistant



**Betty Combs**  
Assistant  
Ticket Manager



**Lorraine Dieleman**  
Public Relations  
Secretary



**Bertie Kanka**  
Ticket Office  
Staff



**Joan Baker**  
Ticket Office  
Staff



**Debbie Maier**  
Accounting  
Assistant



**Jayne McKinzie**  
Scouting  
Secretary



**Cathy Hiestand**  
Scouting  
Secretary



**Oneta Hollowell**  
Receptionist



**Sue Fountain**  
Receptionist

## SCOUTS



**Jack Hennemier**



**Bill Daddio**



**Mac Speedie**



**Bernie Reid**




**Hugh Davidson**



**Hank Johnson**

## THE 1980 SEASON



Bob Swenson

## THE 1980 OUTLOOK

During the 1979 season there was evidence that the Denver Broncos offense was getting better, making some progress toward matching the club's already excellent defense. The offensive line was visibly improved. The running game, while not spectacular, was usually reliable, and the passing game had some brilliant moments.

There was one expression of judgment that continued to haunt the unit, however, and that was "inconsistent."

When the Broncos lost, 13-7, to Houston in the first round of the 1979 playoffs just one week after having dropped a 17-7 decision to the San Diego Chargers in a game which had decided the AFC West championship, Coach Robert "Red" Miller was very unhappy.

Despite characteristically tough defensive performances in both games, the fact of just two touchdowns in two important games dimmed the lustre of a 10-6 record and the fact that his team had been in the playoffs for the third straight year as far as the highly-competitive Miller was concerned.

After summing up his feelings about the season with one word—"Frustration"—he set his most important goal for 1980: "Obviously we must achieve offensive consistency. We have to know we can score."

Within six weeks of the 1979 season's end, Miller and Denver general manager Fred Gehrke had made two highly-visible and important moves toward that goal:

1. Rod Dowhower, 36-year-old former Stanford University head coach, is now Denver's offensive coordinator. Dowhower, an acknowledged master of the pass-oriented attack, is expected to meld his philosophies with those of Miller to increase the efficiency and point production of what has been an inconsistent Denver offense.
2. Matt Robinson, 24-year-old Georgia quarterback who had contested Richard Todd for the starting job with the New York Jets and won, only to lose to an injury, was acquired in trade from the Jets in return for Denver's No. 1 and No. 2 1980 draft choices and reserve quarterback Craig Penrose.

In late spring Gehrke completed another series of moves designed to bring help to areas of Bronco concern. He traded for running back Lawrence McCutcheon from the Los Angeles Rams, traded for running back Don Hardeman from the Baltimore Colts, traded for defensive back Perry Smith from the St. Louis Cardinals and signed former Dallas and Chicago wide receiver Golden Richards as a free agent. A few weeks later, the Broncos General Manager traded for wide receiver Emery Moorehead, from the New York Giants, to complete an active off-season.

With those moves, plus the fact that they were made without the club having to dismantle even a part of its excellent defense, Denver's outlook for a fourth-consecutive appearance in the NFL playoff round brightened considerably.

Miller emphasized that Robinson's acquisition by no means guaranteed that the promising young signal-caller would be the Bronco's starting quarterback.

"What we feel we have done," Miller said, "is to have used our No. 1 draft choice a couple of months early to acquire a young, yet experienced quarterback who has already proven he can play in this league. At our position (20th) we could not have drafted a quarterback with anywhere near the kind of credentials Matt has. We are counting on him to strengthen our quarterback situation, but he will come to training camp at the same level with Craig Morton, Norris Weese and Pete Woods. Then we'll all go to work and see what happens."



So, with those quickly accomplished steps, what now are the Broncos' strengths as they head into their 21st year of operation?

One of those strengths is Miller, himself. In the three seasons since the 52-year-old redhead took over, the club has won 32 regular-season games, lost just 14 and has been in the Super Bowl once, after the 1977 season, and in the playoffs the past two years.

With the addition of Dowhower to an already strong staff which includes the man many believe to be the league's top defensive strategist, defensive coordinator Joe Collier, Miller's administration of the Broncos' on-field program should only get better.

Denver's defense still stands as the club's greatest asset. There was no team better against the touchdown pass in the NFL in 1979 (they allowed only 11), and the 31 total TDs allowed ranked them in second in that department (behind Tampa Bay) with Pittsburgh, Miami and Chicago. Of the 31 total touchdowns the Broncos gave up, only 27 came against the defensive unit itself, a mark surpassed only by Miami's 26.

And, although the pass defense bent under the assault of some hot-handed quarterbacks—Atlanta's Steve Bartkowski, San Diego's Dan Fouts, Buffalo's Joe Ferguson and Seattle's Jim Zorn all had 300-yd. plus games—it managed to defend its end zone well enough to beat the Falcons, shut out the Chargers and down the Bills.

The 1,693 rushing yards given up was the least by any team in the NFL, as were the 105.8 average rushing yards per game and the 3.37-yds. per carry.

The defensive unit and its 3-4 alignment return intact for 1980, although a league-low of 19 quarterback sacks administered last season could prompt some change in how they line up this year.

Up front, huge Brison Manor replaced Lyle Alzado as a starter, joining Barney Chavous and tough Rubin Carter as the starting front three. Nineteen-seventy-eight's No. 1 draft choice, Don Latimer, out of Miami (Fla.), played often, and well, behind Carter, and some ranked that set of nose guards as one-two in the AFC. Behind Chavous and Manor, veteran John Grant and rookie Bruce Radford, 3rd-round draft choice from Grambling, both played well when injury temporarily halted the regulars last year.

Denver's first pick in the 1980 NFL draft was also in the direction of the defense as the club made giant Rulon Jones, defensive lineman from Utah State, its first choice in the second round.

The heart and soul of Denver's defense over the past four seasons has been, without question, the team's nonpareil set of linebackers, and that group seems to be only getting better. With the energetic Tom Jackson the senior member after seven seasons, the starting quartet in Denver's linebacking set remains Jackson at the right outside, the spectacular Randy Gradishar (6 years) at right inside, tough Joe Rizzo (6 years) and big-play guy Bob Swenson (5 years).

Gradishar, who led the Broncos in tackles (146) and assists (89) was again All-Pro and, along with Jackson, went to the Pro Bowl, but it was Swenson, a free agent just five years ago, who had the spectacular season. The 6-3, 233-pound University of California graduate contributed 110 tackles, 53 assists (both 2nd behind Gradishar), three interceptions and recovered four fumbles, one of which he returned 88 yards for a touchdown against San Francisco.

Standing behind the starters, and, indeed, almost interchangeable with them, is four-year veteran Larry Evans, a man who could start on almost any other NFL team. Three-year veteran Rob Nairne and last year's free agent "find," Jim Ryan, out of William and Mary, each contributed good play, both as special team members and in their linebacking roles.

If there is any concern about the Broncos defensive unit, it may be the advancing age of the secondary, although a couple of the "elders" turned in some of their finest play last year.

Billy Thompson, two times All-Pro and still regarded as one of the league's premier safeties, had a superb 11th season in 1979, one of the best in his distinguished career. Bernard Jackson, in his eighth year, missed a lot of action due to injury, but played well when healthy and was backed up in strong fashion by Charlie West, playing with the craft and experience of 12 NFL years.

At the corners Louis Wright, experiencing the same difficulty that plagued every other cornerback in the league in dealing with the new style of play brought about by the new rules, nonetheless turned in another All-Pro year, and four-year veteran Steve Foley led the club in interceptions (with six) for the second straight year. Foley now has 19 interceptions in just four seasons.

Also returning will be young hustler Maurice Harvey, the special teams ace who sat out all last year with a knee injury. Denver's 3rd-round draft choice was Kentucky's tough Larry Carter, who is, like Harvey, a strong special teams player as well as defensive back.

With all that going for it, the Denver defense should move smoothly and with strength through another impressive year, so much of the attention, as the Broncos strive to make it their fourth consecutive year in the playoffs, will be focused on the improving offensive unit.

And even though it was unable to force its way into the end zone in those final two disappointing games, the Broncos offense has improved and should continue to do so.

The most obvious area of improvement has been in the offensive line, where there is an almost ideal fusion of experience and youth. Tackles Claudie Minor (7th year) and Dave Studdard (2nd), guards Paul Howard (7th) and Tom Glassic (5th) and center Bill Bryan (4th) stayed healthy, for the most part, through the 1979 season and were able to gain the cohesive quality needed as such a unit grows in experience.

Glassic and Minor were repeatedly singled out by their coaches as having had the best seasons of their careers and Craig Morton, starting Denver quarterback through most of the season, repeatedly said that he had never had better pass protection since he joined the Broncos in the Super Bowl year of 1977.

Probably the least spectacular, but one of the most dependable sections of the Denver offensive unit is the backfield, where Coach Miller last year rotated a six-man set that included Otis Armstrong (453), Jim Jensen (400), Rob Lytle (371), Jon Keyworth (323), Dave Preston (169) and Larry Canada (143).

Armstrong, moving into his eighth season, is probably the only one with the potential of a game breaker, but he has been injured a lot over the past couple of seasons. He now has, 3,983 career yards and a 4.4 per carry average.

Lytle, who moves into his fourth season after having been a 2nd-round draft choice in 1977, underwent off-season knee surgery, but is expected to return at full strength.

Broncos quarterbacks, whoever they may be, will have an outstanding cadre of receivers to throw to in the likes of superb veteran Haven Moses, one of the league's most exciting newcomers, Rick Upchurch, and one of its underrated tight ends, Riley Odoms.

Moses, who just keeps cruising along with style and grace, enters his 13th season with no apparent failing in the talent that has brought him to 395 career catches, 7,201 yards and 51 TDs in his career. He caught 54 passes for 943 yards last year, both personal highs for a single-season performance.

Upchurch, who made his initial impact on the NFL as a punt returner (he is now the league's all-time leader in that department), moves into his sixth season now recognized as one of the game's most effective, and exciting wide receivers. Despite an almost year-long battle with injury, Upchurch led the Broncos with 64 catches for 937 yards and seven TDs.

And Odoms, big, strong, fast and moving into his ninth year, emphasized his importance to this team as much by his absence last season as by his presence. He caught 40 passes for 638 yards, but he missed, in the latter part of the season, games against Oakland, Buffalo and Seattle with a broken arm. Denver lost two of the three.

Steve Watson, a free agent from Temple termed by many to be a real prospect, Vince Kinney, two-year man from Maryland, are the reserve wide receivers and three-year man Ron Egloff is the backup tight end.

Veteran Jack Doblin opened the season last year, but suffered a knee injury and underwent subsequent surgery. He will return to training camp, but his full recovery status is uncertain.

The Broncos quarterback situation is obviously stronger. Robinson is an exciting young prospect. Morton, as he moves into his 16th season, is coming off his personally most productive season and has told Coach Miller he will do his best to fit in wherever Red wants him.

The kicking game will find "Ol' High Tops," Jim Turner, with several of George Blanda's records in sight, returning, at age 39, for his 17th season after having had one of his more productive seasons (32 of 34 PATs, 13 of 21 FGAs) in 1979. Last year's rookie, Luke Prestridge, at 6-4, 235, the biggest punter in the NFL, had a good debut with a 39.9 average and a net of 33.0.



Tom Glassic has started 55 games at left guard in his four seasons as a professional.

## MILE HIGH STADIUM

Mile High Stadium, home of the Denver Broncos, once again was filled for every home date during the 1979 regular season, as the Broncos led the National Football League in actual stadium attendance for the third straight year. The Broncos brought their consecutive regular season sellout streak to 72 games and concluded a full decade of sellouts at Mile High Stadium.

Expansion of the stadium, begun in 1975, was completed for the 1977 season to give the Broncos the seventh largest home facility in the league.

Denver voters passed a \$25 million bond issue in 1974 to expand and improve the stadium from its capacity of 51,706 to 75,103. The stadium held 63,532 for the 1976 season, halfway through the project.

Making Mile High Stadium unique, however, is its movable east stands. The east stands move in a single section which, when fully extended, is in a horseshoe configuration for football. When the section is retracted, the stadium is in position for baseball.

The dynamics involved in the move are fascinating. First, bear in mind that the east stands section is a three-tiered structure, 535 feet long, 135 feet tall and 200 feet deep, weighing nearly a million pounds. Second, the stands must be moved a distance of 145 feet.

How is it done? The answer, says DMJM-Phillips-Reister, the engineering-architectural firm in charge of the project, is water.

More than 90,000 square feet of runways serve as the operating surfaces over which the stands will move. Water is pumped onto the runways and form a .003 inch sheet upon which the stands rest. Hydraulic rams then push the stands forward at the rate of three feet per minute, making the move last somewhere around one hour.

Originally called Bears Stadium, the facility was built in 1948 for the Denver Bears of baseball's old Western League, with long-range plans to utilize it for football as well. When Denver became a charter member of the American Football League in 1959, the south stands (8,100 seats) and portable east stands (9,616 seats) were added to give a capacity of 34,657 for football.

After Denver voters turned down a stadium bond issue to build an all-purpose metropolitan stadium in 1967, a non-profit group began a fund-raising drive with the goal of purchasing the stadium for the city.

In February of 1968, the group bought the stadium from Rocky Mountain Empire Sports for \$1.8 million and presented it to the city of Denver. A 16,000-seat upper deck was immediately constructed over the west stands, raising the capacity to over 50,000 for the 1968 season. In December of 1968, the stadium was renamed Denver Mile High Stadium.



## 1980 OPPONENTS

*Series records on page 129*

### CINCINNATI BENGALS

August 9, Mile High Stadium (pre-season)

ADDRESS: 200 Riverfront Stadium, Cincinnati, Ohio 45202. TELEPHONE: 513-621-3550. COACH: Bill Johnson. DIRECTOR OF PUBLIC RELATIONS: Al Heim. 1979 RECORD: 4-12.

### NEW YORK GIANTS

August 16, Giants Stadium (pre-season)

ADDRESS: Giants Stadium, East Rutherford, N.J. 07073. TELEPHONE: 201-935-9138. COACH: Ray Perkins. DIRECTOR OF PUBLIC RELATIONS: Ed Croke. 1979 RECORD: 6-10.

### LOS ANGELES RAMS

August 23, Mile High Stadium (pre-season)

ADDRESS: 2327 Lincoln Avenue, Anaheim, California 92801. TELEPHONE: 714-535-7267. COACH: Ray Malavasi. DIRECTOR OF PUBLIC RELATIONS: Jerry Wilcox. 1979 RECORD: 9-7.

### GREEN BAY PACKERS

August 30, Lambeau Field (pre-season)

ADDRESS: 1265 Lombardi Avenue, Green Bay, Wisconsin 54303. TELEPHONE: 414-494-2351. COACH: Bart Starr. DIRECTOR OF PUBLIC RELATIONS: Lee Rammel. 1979 RECORD: 5-11.

### PHILADELPHIA EAGLES

Sept. 7, Philadelphia Veterans Stadium

ADDRESS: Broad Street and Pattison Avenue, Philadelphia, PA 19148. TELEPHONE: 215-463-2500. COACH: Dick Vermiel. DIRECTOR OF PUBLIC RELATIONS: Jim Gallagher. 1979 RECORD: 11-5. SERIES RECORD: Broncos 1, Eagles 1.

### DALLAS COWBOYS

Sept. 14, Mile High Stadium

ADDRESS: 6116 No. Central Expressway, Dallas, Texas 75206. TELEPHONE: 214-369-8000. COACH: Tom Landry. DIRECTOR OF PUBLIC RELATIONS: Doug Todd. 1979 RECORD: 11-5. SERIES RECORD: Broncos 0, Cowboys 2.

### SAN DIEGO CHARGERS

Sept. 21, Mile High Stadium

ADDRESS: San Diego Stadium, P.O. Box 20666, San Diego, CA 92120. TELEPHONE: 714-280-2111. COACH: Don Coryell. DIRECTOR OF PUBLIC RELATIONS: Rick Smith. 1979 RECORD: 12-4. SERIES RECORD: Broncos 18, Chargers 21, 1 tie.

### NEW ENGLAND PATRIOTS

Sept. 29, Schaefer Stadium

ADDRESS: Schaefer Stadium, Route 1, Foxboro, MA 02035. TELEPHONE: 617-543-7911. COACH: Ron Erhardt. DIRECTOR OF PUBLIC RELATIONS: Tom Hoffman. 1979 RECORD: 9-7. SERIES RECORD: Broncos 10, Patriots 11.

### CLEVELAND BROWNS

Oct. 5, Cleveland Stadium

ADDRESS: Cleveland Stadium, Cleveland, Ohio 44114. TELEPHONE: 216-696-5555. COACH: Sam Rutigliano. DIRECTOR OF PUBLIC RELATIONS: Nate Wallack. 1979 RECORD: 9-7. SERIES RECORD: Broncos 4, Browns 3.

### WASHINGTON REDSKINS

Oct. 13, Mile High Stadium

ADDRESS: P.O. Box 17247, Dulles International Airport, Washington, D.C. 20041. TELEPHONE: 703-471-9100. COACH: Jack Pardee. DIRECTOR OF PUBLIC RELATIONS: Joe Blair. 1979 RECORD: 10-6. SERIES RECORD: Broncos 0, Redskins 2.

### KANSAS CITY CHIEFS

Oct. 19, Mile High Stadium

ADDRESS: One Arrowhead Drive, Kansas City, MO 64129. TELEPHONE: 816-924-9300. COACH: Marv Levy. DIRECTOR OF PUBLIC RELATIONS: Bob Sprenger. 1979 RECORD: 7-9. SERIES RECORD: Broncos 13, Chiefs 27.

### NEW YORK GIANTS

Oct. 26, Giants Stadium

ADDRESS: Giants Stadium, East Rutherford, N.J. 07073. TELEPHONE: 201-935-9138. COACH: Ray Perkins. DIRECTOR OF PUBLIC RELATIONS: Ed Croke. 1979 RECORD: 6-10. SERIES RECORD: Broncos 1, Giants 1.

### HOUSTON OILERS

Nov. 2, Mile High Stadium

ADDRESS: P.O. Box 1516, Houston, Texas 77001. TELEPHONE: 713-797-9111. COACH: O.A. (Bum) Phillips. DIRECTOR OF PUBLIC RELATIONS: Mike McClure. 1979 RECORD: 11-5. SERIES RECORD: Broncos 8, Oilers 16, 1 tie.

### SAN DIEGO CHARGERS

Nov. 9, San Diego Stadium

ADDRESS: San Diego Stadium, P.O. Box 20666, San Diego, CA 92120. TELEPHONE: 714-280-2111. COACH: Don Coryell. DIRECTOR OF PUBLIC RELATIONS: Rick Smith. 1979 RECORD: 12-4. SERIES RECORD: Broncos 18, Chargers 21, 1 tie.

### NEW YORK JETS

Nov. 16, Mile High Stadium

ADDRESS: 598 Madison Avenue, New York, N.Y. 10022. TELEPHONE: 212-421-6600. COACH: Walt Michaels. DIRECTOR OF PUBLIC RELATIONS: Frank Ramos. 1979 RECORD: 8-8. SERIES RECORD: Broncos 9, Jets 10, 1 tie.

### SEATTLE SEAHAWKS

Nov. 23, Mile High Stadium

ADDRESS: 5305 Lake Washington Blvd., Kirkland, WA 98033. TELEPHONE: 206-827-9777. COACH: Jack Patera. DIRECTOR OF PUBLIC RELATIONS: Don Andersen. 1979 RECORD: 9-7. SERIES RECORD: Broncos 4, Seahawks 1.



## OAKLAND RAIDERS

Dec. 1, Oakland Coliseum

ADDRESS: 7811 Oakport Street, Oakland, California 94621.  
TELEPHONE: 415-562-5100. COACH: Tom Flores. DIRECTOR  
OF PUBLIC RELATIONS: John Herrera. 1979 RECORD: 9-7.  
SERIES RECORD: Broncos 9, Raiders 29, 2 ties.

## KANSAS CITY CHIEFS

Dec. 7, Arrowhead Stadium

ADDRESS: One Arrowhead Drive, Kansas City, MO 64129.  
TELEPHONE: 816-924-9300. COACH: Marv Levy. DIRECTOR OF  
PUBLIC RELATIONS: Bob Sprenger. 1979 RECORD: 7-9.  
SERIES RECORD: Broncos 13, Chiefs 27.

## OAKLAND RAIDERS


Dec. 14, Mile High Stadium

ADDRESS: 7811 Oakport Street, Oakland, California 94621.  
TELEPHONE: 415-562-5100. COACH: Tom Flores. DIRECTOR  
OF PUBLIC RELATIONS: John Herrera. 1979 RECORD: 9-7.  
SERIES RECORD: Broncos 9, Raiders 29, 2 ties.

## SEATTLE SEAHAWKS

Dec. 21, The Kingdome

ADDRESS: 5305 Lake Washington Blvd., Kirkland, WA 98033.  
TELEPHONE: 206-827-9777. COACH: Jack Patera. DIRECTOR  
OF PUBLIC RELATIONS: Don Andersen. 1979 RECORD: 9-7.  
SERIES RECORD: Broncos 4, Seahawks 1.



All-Pro Randy Gradishar eyes opposing ballcarrier.

## 1980 NFL SCHEDULE

### SUNDAY, SEPTEMBER 7 (First Weekend)

Atlanta at Minnesota, Baltimore at New York Jets, Chicago at Green Bay, Cleveland at New England, Denver at Philadelphia, Detroit at Los Angeles, Houston at Pittsburgh, Miami at Buffalo, New York Giants at St. Louis, Oakland at Kansas City, San Diego at Seattle, San Francisco at New Orleans, Tampa Bay at Cincinnati.

### MONDAY, SEPTEMBER 8

Dallas at Washington.

### THURSDAY, SEPTEMBER 11 (Second Weekend)

Los Angeles at Tampa Bay.

### SUNDAY, SEPTEMBER 14

Atlanta at New England, Cincinnati at Miami, Dallas at Denver, Detroit vs. Green Bay at Milw., New Orleans at Chicago, New York Jets at Buffalo, Oakland at San Diego, Philadelphia at Minnesota, Pittsburgh at Baltimore, St. Louis at San Francisco, Seattle at Kansas City, Washington at New York Giants.

### MONDAY, SEPTEMBER 15

Houston at Cleveland.

### SUNDAY, SEPTEMBER 21 (Third Weekend)

Baltimore at Houston, Buffalo at New Orleans, Green Bay at Los Angeles, Kansas City at Cleveland, Miami at Atlanta, Minnesota at Chicago, New England at Seattle, Pittsburgh at Cincinnati, St. Louis at Detroit, San Diego at Denver, San Francisco at New York Jets, Tampa Bay at Dallas, Washington at Oakland.

### MONDAY, SEPTEMBER 22

New York Giants at Philadelphia.

### SUNDAY, SEPTEMBER 28 (Fourth Weekend)

Atlanta at San Francisco, Chicago at Pittsburgh, Cleveland at Tampa Bay, Dallas vs. Green Bay at Milw., Houston at Cincinnati, Los Angeles at New York Giants, Minnesota at Detroit, New Orleans at Miami, New York Jets at Baltimore, Oakland at Buffalo, Philadelphia at St. Louis, San Diego at Kansas City, Seattle at Washington.

### MONDAY, SEPTEMBER 29

Denver at New England.

### SUNDAY, OCTOBER 5 (Fifth Weekend)

Baltimore at Miami, Buffalo at San Diego, Cincinnati at Green Bay, Denver at Cleveland, Detroit at Atlanta, Kansas City at Oakland, New England at New York Jets, New York Giants at Dallas, Pittsburgh at Minnesota, St. Louis at New Orleans, San Francisco at Los Angeles, Seattle at Houston, Washington at Philadelphia.

### MONDAY, OCTOBER 6

Tampa Bay at Chicago.

### SUNDAY, OCTOBER 12 (Sixth Weekend)

Baltimore at Buffalo, Chicago at Minnesota, Cincinnati at Pittsburgh, Cleveland at Seattle, Green Bay at Tampa Bay, Houston at Kansas City, Los Angeles at St. Louis, Miami at New England, New Orleans at Detroit, New York Jets at Atlanta, Philadelphia at New York Giants, San Diego at Oakland, San Francisco at Dallas.



**MONDAY, OCTOBER 13**

Washington at Denver.

**SUNDAY, OCTOBER 19** *(Seventh Weekend)*

Atlanta at New Orleans, Buffalo at Miami, Dallas at Philadelphia, Detroit at Chicago, Green Bay at Cleveland, Kansas City at Denver, Los Angeles at San Francisco, Minnesota at Cincinnati, New England at Baltimore, New York Giants at San Diego, St. Louis at Washington, Seattle at New York Jets, Tampa Bay at Houston.

**MONDAY, OCTOBER 20**

Oakland at Pittsburgh.

**SUNDAY, OCTOBER 26** *(Eighth Weekend)*

Chicago at Philadelphia, Cincinnati at Houston, Denver at New York Giants, Detroit at Kansas City, Los Angeles at Atlanta, Minnesota at Green Bay, New England at Buffalo, New Orleans at Washington, Pittsburgh at Cleveland, St. Louis at Baltimore, San Diego at Dallas, Seattle at Oakland, Tampa Bay at San Francisco.

**MONDAY, OCTOBER 27**

Miami at New York Jets.

**SUNDAY, NOVEMBER 2** *(Ninth Weekend)*

Atlanta at Buffalo, Baltimore at Kansas City, Dallas at St. Louis, Green Bay at Pittsburgh, Houston at Denver, Miami at Oakland, Minnesota at Washington, New Orleans at Los Angeles, New York Giants at Tampa Bay, New York Jets at New England, Philadelphia at Seattle, San Diego at Cincinnati, San Francisco at Detroit.

**MONDAY, NOVEMBER 3**

Chicago at Cleveland.

**SUNDAY, NOVEMBER 9** *(Tenth Weekend)*

Atlanta at St. Louis, Buffalo at New York Jets, Cincinnati at Oakland, Cleveland at Baltimore, Dallas at New York Giants, Denver at San Diego, Detroit at Minnesota, Kansas City at Seattle, Miami at Los Angeles, Philadelphia at New Orleans, Pittsburgh at Tampa Bay, San Francisco vs. Green Bay at Milw., Washington at Chicago.

**MONDAY, NOVEMBER 10**

New England at Houston.

**SUNDAY, NOVEMBER 16** *(Eleventh Weekend)*

Baltimore at Detroit, Buffalo at Cincinnati, Cleveland at Pittsburgh, Green Bay at New York Giants, Houston at Chicago, Kansas City at San Diego, Los Angeles at New England, New Orleans at Atlanta, New York Jets at Denver, Philadelphia at Washington, St. Louis at Dallas, San Francisco at Miami, Tampa Bay at Minnesota.

**MONDAY, NOVEMBER 17**

Oakland at Seattle.

**THURSDAY, NOVEMBER 20** *(Twelfth Weekend)*

San Diego at Miami.

**SUNDAY, NOVEMBER 23**

Baltimore at New England, Chicago at Atlanta, Cincinnati at Cleveland, Detroit at Tampa Bay, Green Bay at Minnesota, Houston at New York Jets, Kansas City at St. Louis, New York Giants at San Francisco, Oakland at Philadelphia, Pittsburgh at Buffalo, Seattle at Denver, Washington at Dallas.

**MONDAY, NOVEMBER 24**

Los Angeles at New Orleans.

**THURSDAY, NOVEMBER 27** *(Thirteenth Weekend)*  
Chicago at Detroit, Seattle at Dallas.

**SUNDAY, NOVEMBER 30**

Buffalo at Baltimore, Cincinnati at Kansas City, Cleveland at Houston, Miami at Pittsburgh, Minnesota at New Orleans, New England at San Francisco, New York Jets at Los Angeles, Philadelphia at San Diego, St. Louis at New York Giants, Tampa Bay vs. Green Bay at Milw., Washington at Atlanta.

**MONDAY, DECEMBER 1**

Denver at Oakland.

**THURSDAY, DECEMBER 4** *(Fourteenth Weekend)*  
Pittsburgh at Houston.

**SUNDAY, DECEMBER 7**

Atlanta at Philadelphia, Baltimore at Cincinnati, Dallas at Oakland, Denver at Kansas City, Detroit at St. Louis, Green Bay at Chicago, Los Angeles at Buffalo, Minnesota at Tampa Bay, New Orleans at San Francisco, New York Giants at Seattle, New York Jets at Cleveland, San Diego at Washington.

**MONDAY, DECEMBER 8**

New England at Miami.

**SATURDAY, DECEMBER 13** *(Fifteenth Weekend)*  
New York Giants at Washington, Seattle at San Diego.

**SUNDAY, DECEMBER 14**

Buffalo at New England, Cincinnati at Chicago, Cleveland at Minnesota, Houston at Green Bay, Kansas City at Pittsburgh, Miami at Baltimore, New Orleans at New York Jets, Oakland at Denver, St. Louis at Philadelphia, San Francisco at Atlanta, Tampa Bay at Detroit.

**MONDAY, DECEMBER 15**

Dallas at Los Angeles.

**SATURDAY, DECEMBER 20** *(Sixteenth Weekend)*  
Chicago at Tampa Bay, New York Jets at Miami.

**SUNDAY, DECEMBER 21**

Atlanta at Los Angeles, Buffalo at San Francisco, Cleveland at Cincinnati, Denver at Seattle, Green Bay at Detroit, Kansas City at Baltimore, Minnesota at Houston, New England at New Orleans, Oakland at New York Giants, Philadelphia at Dallas, Washington at St. Louis.

**MONDAY, DECEMBER 22**

Pittsburgh at San Diego.

## POSTSEASON

**Sunday, December 28**—NFL First Round Playoffs. **Saturday, January 3**—AFC and NFC Divisional Playoffs. **Sunday, January 4**—AFC AND NFC Divisional Playoffs. **Sunday, January 11**—AFC Championship Game, NFC Championship Game. **Sunday, January 25**—Super Bowl XV in Superdome, New Orleans, La. **Sunday, February 1**—AFC-NFC Pro Bowl at Honolulu, Hawaii.

## 1980 NFL PRESEASON SCHEDULE

**Saturday, August 2:** Hall of Fame Game, San Diego vs. Green Bay at Canton, Ohio.

### FIRST WEEK

**Thursday, August 7:** Atlanta at Seattle. **Saturday, August 9:** Cincinnati at Denver, Cleveland at Kansas City, Green Bay at Dallas, Oakland at San Francisco, Pittsburgh at New York Giants, Philadelphia at Buffalo, St. Louis at New Orleans, San Diego at Minnesota, Washington at Baltimore. **Sunday, August 10:** Chicago at New York Jets (Giants Stadium) Detroit at Miami. **Monday, August 11:** New England at Los Angeles, Tampa Bay at Houston.

### SECOND WEEK

**Friday, August 15:** New York Jets at Philadelphia, Pittsburgh at Atlanta. **Saturday, August 16:** Baltimore vs. Green Bay (Milw.) Buffalo at Detroit, Chicago at Cincinnati, Dallas at Los Angeles, Denver at New York Giants, New England at Oakland, St. Louis at Tampa Bay, San Francisco at San Diego. **Sunday, August 17:** New Orleans at Houston. **Monday, August 18:** Miami at Seattle, Minnesota at Kansas City, Washington at Cleveland.

### THIRD WEEK

**Friday, August 22:** New York Giants at Baltimore. **Saturday, August 23:** Atlanta at San Diego, Cincinnati at Tampa Bay, Cleveland at Chicago, Green Bay at Buffalo, Houston at Dallas, Kansas City at St. Louis, Los Angeles at Denver, Minnesota at Miami, New Orleans at Detroit, New York Jets at Pittsburgh, Oakland at Washington, Seattle at San Francisco. **Sunday, August 24:** Philadelphia at New England.


### FOURTH WEEK

**Thursday, August 28:** Buffalo at Houston. **Friday, August 29:** Baltimore at Atlanta, Miami at New Orleans, New England at Seattle, Washington at Tampa Bay. **Saturday, August 30:** Cleveland at Minnesota, Denver at Green Bay, Detroit at Cincinnati, Kansas City vs. San Francisco (Tucson), New York Jets at New York Giants, Philadelphia at Dallas, St. Louis at Chicago, San Diego at Los Angeles.

### 1979 Pre-Season Results

At Dallas 7, Denver 6	61,192
At Denver 13, Washington 6	58,799
Denver 21, at San Francisco 0	34,133
At Denver 20, New England 17 (OT)	74,292

## VETERAN PLAYER PROFILES



Haven Moses

## No. 24 OTIS ARMSTRONG *Running Back*



**Birthdate**—Nov. 15, 1950  
**Birthplace**—Chicago, Ill.  
**Residence**—Denver, Colo.  
**How Acquired**—Draft #1, 1973  
**College**—Purdue  
**High School**—Farragut HS, Chicago, Ill.  
**Height**—5-10  
**Weight**—198  
**Pro Year**—8th  
**Year with Broncos**—8th

Led Denver's rushing game in 1979 for the fourth time in his seven-year career (108 carries, 453 yds.) Now has totaled 3,983 rushing yards with 917 carries for a strong 4.3-yd. average to retain his status as one of the premier ball carriers in the NFL. Scored two TDs rushing, caught one TD pass in 1979 to bring his career totals to 21 rushing, seven passing. His 28 total TD mark ranks 6th in All-Time Bronco standings... Has had 10 100-yd. games as a Bronco and owns the club record for most yards in a single season (1,407) and for a game (183 vs. Houston in 1974). His single-game high in 1979 was 78 yds. in nine carries in the first game against San Diego. Five of those carries and 50 of the yards came in the second-half as his ball-control efforts were key in preserving the Broncos' 7-0 win... He is a member of an elite group of only six players who have averaged more than 100-yds. per game in a single season, that being in 1974 when he won the NFL rushing title with his 1,407 effort. Is the Broncos' 2nd-leading ball carrier of all time (behind Floyd Little) in terms of times carried and yards gained and his current per carry average (4.34) surpasses that of Little (3.85)... Injuries and Denver's rotating backfield system have cut down on yardage production in past three seasons, but he is still a vital member of the Broncos' offensive corps.

**COLLEGE:** Closed a sensational collegiate career at Purdue as holder of virtually every school and Big 10 rushing record... Was a two-time consensus All-American... As a senior he carried 243 times for 1,363 yards and his college career rushing total was 3,315, sixth on the all-time NCAA list at that time. Was the first Big 10 player since 1945 to win the league's total offense title without throwing a pass... Majored in physical education and played in the Coaches' All-America and College All-Star games before joining Broncos.

**PERSONAL:** Otis and Yvonne Armstrong have been Denver residents for seven years and are the parents of two daughters, Tamu (4/9/72) and Natasha (1/8/77). Otis' favorite off-the-field avocation is working with stereo and electronic equipment. His away-from-football favorite sports are tennis, basketball and pool.

**COMMENT:** "I feel like I could get in nine or 10 seasons. A good running back can come back for one or two more where someone else can't. I take care of my body, too. I don't think I've slowed up too much and I know the instincts are still there. I want people to know I'm still in it and still got it. The younger guys can look at me and say 'he's played seven seasons and he's still kicking.'" Otis Armstrong

### Professional Record

Year	Club	RUSHING					RECEIVING			
		Games	Att.	Yds.	Avg.	TD	No.	Yds.	Avg.	TD
1973	—Denver	14	26	90	3.5	0	2	43	21.5	1
1974	—Denver	14	263	1407	5.3	9	38	405	10.7	3
1975	—Denver	4	31	155	5.0	0	1	10	10.0	0
1976	—Denver	14	247	1008	4.1	5	39	457	11.7	1
1977	—Denver	14	130	489	3.8	4	18	128	7.1	0
1978	—Denver	16	112	381	3.4	1	12	98	8.2	1
1979	—Denver	15	108	453	4.2	2	14	138	9.9	1
NFL Totals		91	917	3983	4.3	21	124	1279	10.3	7

### KICKOFF RETURNS

Year	Club	No.	Yds.	Avg.	TD
1973	—Denver	20	472	23.6	0
1974	—Denver	16	386	24.1	0
1979	—Denver	1	21	21.0	0
NFL Totals		37	879	23.8	0

**ADDITIONAL STATISTICS:** Fumbles: 1973(1), 1974(6), 1975(1), 1976(4), 1978(1), 1979(2). Fumbles recovered: 1974(1), 1979(1).

## No. 77 GREGORY EARL (GREG) BOYD *Defensive End*



**Birthdate**—Sept. 15, 1952  
**Birthplace**—Merced, Calif.  
**Residence**—Santa Barbara, Calif.  
**How Acquired**—FA, 1980  
**College**—San Diego State  
**High School**—Edison HS, Fresno, Calif.  
**Height**—6-6  
**Weight**—280  
**Pro Year**—3rd  
**Year with Broncos**—1st

Signed as a free agent after having spent three injury-plagued seasons with the New England Patriots. A 6th-round draft choice by the patriots in the 1976 draft, he has played very little because of knee and ankle injuries. Missed the entire '76 season with a knee injury, played 13 games in 1977, 10 in 1978 although he broke an ankle in the '78 pre-season. Powerful man who bench presses in the 450 to 500-pound range. Has been clocked at 4.8 seconds in the 40-yd. dash. Was with the Patriots at the time Denver head man Red Miller was a staff member.

**COLLEGE:** Played his first football at Fresno JC, did not play in high school. Moved to San Diego State in 1974 where he became a part time starter in the '74 season and then became a standout performer as a regular starter in '75. Was a teammate of Bronco Claudie Minor at San Diego State.

**PERSONAL:** Born in Merced, CA., but attended Edison High School in Fresno where he grew up. Did not participate in high school athletics.

### Professional Record

**GAMES PLAYED:** 1977(13), 1978(10).

## No. 55 KEN BROWN

*Center*



**Birthdate**—April 19, 1954  
**Birthplace**—Saginaw, Mich.  
**Residence**—Lakewood, Colo.  
**How Acquired**—FA, 1979  
**College**—New Mexico  
**High School**—Ganessa HS, Pomona, Calif.  
**Height**—6-1  
**Weight**—250  
**Pro Year**—2nd  
**Year with Broncos**—2nd

Played in all 16 games in 1979 serving as backup center, special teams player and snapping for punts and field goals. Has also played guard. This is his second time around with the Broncos after having been signed as a free agent in pre-season training camp in 1977. Also had tryouts with the New Orleans Saints and Kansas City Chiefs before catching on with the Broncos the second time.

**COLLEGE:** Played four years of varsity football at the University of New Mexico earning four varsity letters and making the All-Western Athletic Conference team in both his senior and junior seasons. Majored in sociology.

**PERSONAL:** Versatile high school athlete in California where he earned three football letters, three as a baseball centerfielder, three as a high jumper and pole vaulter in track and field, and three in wrestling. Works as a carpenter in the off-season, lists golf, skiing, fishing and hunting as hobbies. Single. Constant companion is pet pit bull dog named "Arnold."

#### Professional Record

**GAMES PLAYED:** 1979(16).

**ADDITIONAL STATISTICS:** Recovered one fumble, 1979.

## No. 64 WILLIAM KIRBY (Billy) BRYAN

*Center*



**Birthdate**—June 21, 1955  
**Birthplace**—Burlington, N.C.  
**Residence**—Denver, Colo.  
**How Acquired**—Draft #4, 1977  
**College**—Duke  
**High School**—Williams HS, Burlington, N.C.  
**Height**—6-2  
**Weight**—258  
**Pro Year**—4th  
**Year with Broncos**—4th

Starting center and considered one of the key reasons for the improvement in Denver's offensive line play in 1979. After having missed all but one game in 1977 his rookie year, due to injury, he moved into the starting center's job in 1978 and has been there ever since. Blocks well for both pass and run. Has good speed.

**COLLEGE:** Was first team All-Atlantic Coast player at Duke, received several All-America notices, while earning four varsity letters, all at center. Capped his senior season by playing in the East-West Shrine Game in San Francisco. Graduated with a degree in economics.

**PERSONAL:** Married, wife's name is Susan. Still lives in his hometown of Burlington, N.C., where he is 50% owner of a sporting goods store, which has been owned by his family for many years. Bill's father was a Little All-American at Elon College, and an uncle was an outstanding player at Clemson. At Williams High School in Burlington, Bill earned three football letters as a defensive tackle and two as a shot put and discus thrower. Lists sailing and target shooting as hobbies.

**COMMENT:** "A pro center has to be quick to read defenses and relay blocking switches to teammates on the line and pick up stunts and blitzes while protecting the quarterback. Bryan has the poise and intelligence to give commands on an instant's notice. Bill is an all-around good center and is going to get a lot better before he is through." Whitey Dovell, Denver Offensive Line Coach

"Where I must improve is on blocking linebackers. This is the toughest part of my job and I get to practice against the best in Randy Gradishar and Joe Rizzo. One can learn a lot of individual characteristics from them." Bill Bryan.

#### Professional Record

**GAMES PLAYED:** 1977(1), 1978(13), 1979(16).

**ADDITIONAL STATISTICS:** Recovered two fumbles, 1979.

## No. 35 LAWRENCE L. (Larry) CANADA

*Running Back*



**Birthdate**—Dec. 16, 1952  
**Birthplace**—Chicago, Ill.  
**Residence**—Denver, Colo.  
**How Acquired**—FA, 1977  
**College**—Wisconsin  
**High School**—Austin HS, Chicago, Ill.  
**Height**—6-2  
**Weight**—226  
**Pro Year**—3rd  
**Year with Broncos**—3rd

A big, powerful ball carrier who, in his role as backup fullback to Jim Jensen and Jon Keyworth, carried 36 times for 143 yards and a strong 4.0 average per try last year, and continued his impressive contributions as a special teams kick coverage man in each of the 16 games. He also caught three passes for 36 yards. Best rushing day in 1979 was at Atlanta with four carries for 27 yards. Caught one pass each against Kansas City, Pittsburgh and San Diego. In his two years as a Bronco has carried a total of 115 times for 508 yards and a 4.4 average. He scored three TDs, all rushing, in his rookie season, none last year. His longest run from scrimmage also came in his rookie season, 47 yards in the second Kansas City game of that year. However, his best individual effort was in the first Kansas City game of that season, a 23-17 Bronco overtime win in which he ran for 94 yards on 14 carries. Nicknamed "The Mailman" by his teammates after that game. First signed as a free agent in 1977, left camp for personal reasons, but was brought back the following year and made the team.

**COLLEGE:** Strong performer as a ball carrier. During his career at Wisconsin he established himself as the university's sixth all-time rushing leader. Earned four varsity letters while majoring in Commercial Arts and Afro/American Studies. Played in the East-West Shrine game and in the Japan Bowl.

**PERSONAL:** Married, wife's name is Cecilia. They have a daughter, Carmella Cynthia Irene (3/4/77). In high school at Austin HS in Chicago, Larry earned two football letters and played both running back and linebacker. Also earned a letter as a basketball forward.

**COMMENT:** "Waiting for him in the secondary is like standing on the highway trying to tackle a truck," Gary Barbaro, Kansas City Chiefs defensive safety.

#### Professional Record

	RUSHING					RECEIVING			
	Games	Att.	Yds.	Avg.	TD	No.	Yds.	Avg.	TD
1978—Denver .....	16	79	365	4.6	3	6	37	6.2	0
1979—Denver .....	16	36	143	4.0	0	3	36	12.0	0
<b>TOTALS .....</b>	<b>32</b>	<b>115</b>	<b>508</b>	<b>4.4</b>	<b>3</b>	<b>9</b>	<b>73</b>	<b>8.0</b>	<b>0</b>

**ADDITIONAL STATISTICS:** Fumbled once and recovered one fumble, 1978; fumbled twice and recovered two fumbles for 5 yards, returned three kickoffs for 31 yards, 1979.



**No. 68 RUBIN CARTER****Nose Tackle**

**Birthdate**—Dec. 12, 1952  
**Birthplace**—Pompano Beach, Fla.  
**Residence**—Denver, Colo.  
**How Acquired**—Draft #5b, 1975  
**College**—Miami (Fla.)  
**High School**—Stranahan HS,  
 Ft. Lauderdale, Fla.  
**Height**—6-0  
**Weight**—256  
**Pro Year**—6th  
**Year with Broncos**—6th

Without question one of the NFL's premier defensive linemen performing superbly at the difficult nose tackle position in the 3/4 alignment. Not tall as defensive linemen go, he is tremendously strong and quick. Although always double-teamed (sometimes triple-teamed) and bothered by an early-season ankle injury, he recorded 46 tackles and 45 assists last year and recovered two fumbles. He scored with one fumble recovery against New England. Had started 53 consecutive games before an ankle injury kept him out of the Atlanta game in '79, the only game he has missed as a pro. Gained acclaim in Super Bowl XII when he was credited with six tackles, two assists, two QB sacks and a fumble recovery.

**COLLEGE:** Two-year letterman at the University of Miami and was selected to the Kodak and UPI All-American teams after his senior year. He also was selected the team's MVP on defense. Capped his collegiate career by being chosen MVP on defense in the Hula Bowl. Graduated with a degree in Business Administration.

**PERSONAL:** Married and he and wife, Diana, welcomed their first child, son Rubin Andre II, this past year (5/12/79). Rubin sells both real estate and insurance in the off-season, lists chess, tennis, ping-pong, swimming, basketball, backgammon and pool as his hobbies. At Stranahan HS in Ft. Lauderdale, Fla., he earned three varsity football letters as a defensive tackle and three as a shot putter in track and field. He is active in the Fellowship Of Christain Athletes and in Pro Athletes Outreach.

**COMMENT:** "Most of the time I get (blocked by) the center and the guard, and sometimes a tackle will come in. Sometimes running backs block me, too. The quarterback has more area to step up against the 3-4. I try to weave and move to stay in front of him. Sometimes I feel like a running back with all that weaving and cutting. It's really demanding." Rubin Carter.

"Rubin's strength is his ability to get away from blocks. The 3-4 is a very difficult defense for linemen. They can't be freewheeling or creative because there are not enough other linemen to allow any improvisation." Joe Collier, Denver Defensive Coordinator.

**Professional Record**

**GAMES PLAYED:** 1975(14), 1976(14), 1977(14), 1978(16), 1979(15).

**ADDITIONAL STATISTICS:** Recovered one fumble, 1976; recovered one fumble, 1978; recovered two fumbles for 10 yards and one touchdown, 1979.

**No. 79 BARNEY LEWIS CHAVOUS****(CHAY-vus)****Defensive End**

**Birthdate**—March 22, 1951  
**Birthplace**—Aiken, S.C.  
**Residence**—Denver, Colo.  
**How Acquired**—Draft #2, 1973  
**College**—South Carolina State  
**High School**—Schofield HS, Aiken, S.C.  
**Height**—6-3  
**Weight**—258  
**Pro Year**—8th  
**Year with Broncos**—8th

Turned in a very impressive performance in 1979 bolstering his reputation as one of the best defensive ends in the game. Led all Bronco down linemen in tackles with 82, added 40 assists and administered four QB sacks for 31 yards in losses. No end in football plays the run any better. He was named the Pittsburgh Courier's NFL Defensive Linemen of the Year following the 1978 season. Has not missed a game in 1978-79, nor has he missed a start in that time. Was named Defensive Rookie of the Year (1973) by NFLPA.

**COLLEGE:** Was All-Conference and defensive MVP at South Carolina State College where he earned four varsity letters as a defensive end. A three-year starter, he was named All-America by AP, The Football News and the Pittsburgh Courier, which also named him collegiate Defensive Lineman of the Year. Capped his college play with appearances in the North-South Game, the Senior Bowl and the Coaches' All-America Game. Graduated with a major in physical education.

**PERSONAL:** Married and he and wife, Odessa, are the parents of three children, son Shedric (2/10/70) and daughters Jasmine (11/18/76) and Nikeya Monique (6/28/78). Barney works in real estate and does some farming in the off-season, lists hunting, fishing, target shooting and pool as his hobbies. At Schofield HS in his hometown of Aiken, S.C., he earned only one letter in football, as a linebacker, two in track and field as a weight man with the shot and discus.

**COMMENT:** "I'm this type of person: I like to play and I let my actions speak for me. I'm confident of my abilities but I don't think I have to shout about it from the top of a mountain." Barney Chavous.

"Barney makes a big play (sack, tackle or assist) every 3.9 plays. I think he is one of the most underrated ends in the game. I can't think of anybody I'd rather have playing there." Stan Jones, Denver Defensive Line Coach.

**Professional Record**

**GAMES PLAYED:** 1973(14), 1974(14), 1975(9), 1976(13), 1977(13), 1978(16), 1979(16).

**ADDITIONAL STATISTICS:** Recovered two fumbles, 1973 and 1974.

**No. 73 KELVIN CLARK****Offensive Tackle**

**Birthdate**—Jan. 30, 1956  
**Birthplace**—Odessa, Tex.  
**Residence**—Englewood, Colo.  
**How Acquired**—Draft #1, 1979  
**College**—University of Nebraska  
**High School**—Odessa, Tex.  
**Height**—6-3  
**Weight**—265  
**Pro Year**—2nd  
**Year with Broncos**—2nd

Played in 15 games as a rookie last year, both as a member of the offensive line and on special teams duty. An outstanding prospect whom the Broncos made their No. 1 draft choice prior to the 1979 season. Good speed for his size (5.0 in 40-yd. sprint). Made good progress in his first season and is expected to see more playing time this season. College nickname was "Big Neck" in reference to his 19½ shirt size, but Bronco teammates have facetiously renamed him "Big Check" in deference to his No. 1 draft status.

**COLLEGE:** Regarded as strongest offensive lineman in University of Nebraska history, he made five first team All-America squads as a 1978 senior and was honorable mention All-America in 1977. Earned three letters, was a two-year starter for the Cornhuskers. Played in the Challenge Bowl and the Hula Bowl after his senior season. Majored in physical education.

**PERSONAL:** Married, wife's name is Judy. At Odessa (Tex.) HS, earned two letters as an offensive tackle in football and one as a third baseman in baseball.

#### Professional Record

**GAMES PLAYED:** 1979(15).

## No. 89 DOUGLAS SCOTT CUNNINGHAM

**Wide Receiver**



**Birthdate**—Nov. 14, 1955  
**Birthplace**—San Antonio, Tex.  
**Residence**—San Antonio, Tex.  
**How Acquired**—FA, 1980  
**College**—Rice University  
**High School**—Winston Churchill HS, San Antonio  
**Height**—6-2  
**Weight**—195  
**Pro Year**—2nd  
**Year with Broncos**—1st

Active for six games with the Minnesota Vikings in 1979 backing up Sammy White. Signed with the Vikings as a free agent, played some, and caught five passes as White's backup. Was primarily special teams player.

**COLLEGE:** Three-year letterman at Rice and an all-conference selection. Graduated with degree in political science. Top day as a collegian came against Texas A&M when he caught 10 passes for 175 yds.

**PERSONAL:** Single. Was All-State and MVP as pass receiver at Winston Churchill HS in San Antonio where he earned three varsity letters in football.

#### Professional Record

		RECEIVING				
Year	Club	Games	No.	Yds.	Avg.	TD
1979	Minnesota	6	5	50	10.0	0
NFL TOTALS		6	5	50	10.0	0

## No. 82 JOHN TICE (Jack) DOLBIN

**Wide Receiver**



**Birthdate**—Oct. 12, 1948  
**Birthplace**—Pottsville, Pa.  
**Residence**—Denver, Colo.  
**How Acquired**—FA, 1975  
**College**—Wake Forest  
**High School**—Pottsville, Pa.  
**Height**—5-10  
**Weight**—180  
**Pro Year**—6th  
**Year with Broncos**—6th

A serious knee injury combined with an arduous rehabilitation period clouds Dolbin's future as the 1980 training period opens. A true rags-to-riches story, Dolbin worked his way into the NFL via apprenticeship with the Pottstown Firebirds, in the Atlantic Coast League, the Schuylkill Coal-crackers, of the Seaboard Football League, and the Chicago Fire, of the defunct WFL. He was signed as a free agent by the Broncos in 1975 and had played in every game since, including a starting role in Super Bowl XII, until last season's injury. During his four games last year, in which he acted as a play messenger alternating with Rick Upchurch, he caught three passes for 74 yds. to bring his NFL career total to 94 catches for 1,576 yds. for a strong 16.7 per catch average.

**COLLEGE:** Was a three-year running back at Wake Forest, from which he received a bachelor of science degree. Graduated from National College of Chiropractics in Lombard, Ill.

**PERSONAL:** Married, wife's name is Jane and they are the parents of four children, son Joshua (5/31/74), and daughters Jill (12/1/76), Rachel (5/31/78) and Christian (10/17/79). Jack is now in the 3rd year of a highly-successful chiropractic practice in Denver. Both Jack's father and grandfather were Penn State track captains, with his grandfather once being co-holder of the 100-yd. dash world record.

#### Professional Record

		RUSHING					RECEIVING			
Year	Club	Games	Att.	Yds.	Avg.	TD	No.	Yds.	Avg.	TD
1975	Denver	14	5	72	14.4	0	22	421	19.1	3
1976	Denver	14	2	5	2.5	0	19	354	18.6	1
1977	Denver	14	2	12	6.0	0	26	443	17.0	3
1978	Denver	16		None			24	284	11.8	0
1979	Denver	4		None			3	74	24.7	0
TOTALS		62	9	89	9.8	0	94	1576	16.7	7

**ADDITIONAL STATISTICS:** Recovered one fumble for 2 yards and a touchdown, 1975; fumbled once, 1978.

## No. 85 RON EGLOFF

**Tight End**



**Birthdate**—Oct. 3, 1955  
**Birthplace**—Plymouth, Mich.  
**Residence**—Denver, Colo.  
**How Acquired**—FA, 1977  
**College**—Wisconsin  
**High School**—Plymouth, Mich.  
**Height**—6-5  
**Weight**—240  
**Pro Year**—4th  
**Year with Broncos**—4th

Started final four games of the regular season after Riley Odoms went out with a broken arm. Wound up the year with five

receptions for 70 yards which brings his three year totals, all as backup to the redoubtable Odoms, to 11 catches for 130 yards and one TD (that against San Diego in 1978). Played in 15 games last year as Odom's relief, in double tight end situations and as a valuable member of the special teams.

**COLLEGE:** Earned four varsity letters at the University of Wisconsin, all at TE. Majored in sociology.

**PERSONAL:** Was married this past off-season. Wife's name is Juliee. At Plymouth HS in his birthplace of Plymouth, Mich., he was a nine-letterman with three as a TE in football, three as a forward in basketball and three as a first baseman in baseball. Lists all kinds of sports, including water skiing, foosball and crossword puzzles, as hobbies.

#### Professional Record

##### RECEIVING

Year	Club	Games	No.	Yds.	Avg.	TD
1977	— Denver	13	2	27	13.5	0
1978	— Denver	8	4	33	8.3	1
1979	— Denver	15	5	70	14.0	0
TOTALS		36	11	130	11.8	1

**ADDITIONAL STATISTICS:** Returned one kickoff for no yards, 1979.

## No. 56 LARRY EUGENE EVANS

### Linebacker



**Birthdate**—July 11, 1953  
**Birthplace**—Mountrose, Miss.  
**Residence**—Long Beach, Miss.  
**How Acquired**—Draft #14, 1976  
**College**—Mississippi College  
**High School**—Biloxi, Miss.  
**Height**—6-2  
**Weight**—222  
**Pro Year**—5th  
**Year with Broncos**—5th

A linebacker of such talent he could be starting for many NFL teams, Evans begins his 5th season with the Broncos and has already played in 60 consecutive games. He has not missed a game since the beginning of his rookie season in 1976. Listed as an outside LB in the depth chart in his early Bronco days, he has proven so versatile that he is now listed as backup at all four LB positions. He started for both Tom Jackson and Randy Gradishar when they were sidelined by injury last season. Over the year, he totaled 46 tackles, added 13 assists and had 1½ quarterback sacks and blocked a kick.

**COLLEGE:** Lettered four years as a linebacker at Mississippi College, was chosen defensive MVP and named the outstanding senior athlete. Graduated with a degree in education and is currently working on a Masters in the field of special education.

**PERSONAL:** Married and he and wife, Margaret, are the parents of a son, Chavous (4/4/78). Chavous' birthday is the same day as that of Bronco linebacker Tom Jackson and he is named for Denver defensive end Barney Chavous. In high school at Biloxi, Larry earned four football letters as a defensive end and one in basketball as a forward.

#### Professional Record

**GAMES PLAYED:** 1976(14), 1977(14), 1978(16), 1979(16).

**ADDITIONAL STATISTICS:** Recovered 2 fumbles, 1976; intercepted one pass for no yards, 1977; blocked one kick, 1979.

## No. 43 STEPHEN JAMES (Steve) FOLEY

### Cornerback



**Birthdate**—Nov. 11, 1953  
**Birthplace**—New Orleans, La.  
**Residence**—New Orleans, La.  
**How Acquired**—Draft #8, 1975  
**College**—Tulane  
**High School**—Jesuit HS, New Orleans, La.  
**Height**—6-2  
**Weight**—192  
**Pro Year**—5th  
**Year with Broncos**—5th

A converted collegiate QB and one of the best all-around athletes on the Bronco squad, Foley led Bronco interceptors, with six, in 1979, was tied for 4th in the AFC and ranked among the top 10 in the NFL. He now has a total of 19 interceptions in his five-year NFL career, 18 of them coming in the past four seasons. Also recorded 62 tackles, 17 assists last season. He has had six interceptions in each of the past two seasons. In 1978, he and teammate Bernard Jackson shared the team lead. Named to UPI's All-AFC team after 1978 season.

**COLLEGE:** Lettered three years at Tulane as a quarterback and originally opted for the WFL as a quarterback, but after being shifted to DB at Jacksonville, came to the Broncos as an experienced defender. Led Tulane in the 1973 Blue Bonnet Bowl. Holds Tulane's individual career total offense record. Graduated with a degree in business.

**PERSONAL:** Married, wife's name is Cindy, and they make their off-season home in Steve's native New Orleans, where they own a roller skate store. Steve lists hunting, fishing, tennis and "most outdoor sports" as hobbies. Comes from a large family with 12 brothers and sisters. At Jesuit HS in New Orleans, Steve was a 2-yr. letterman QB and earned two track letters as a long jumper, high jumper and javelin thrower.

**COMMENT:** "Pick on him? He's too good an athlete to even think about that. I'll tell you what, Steve Foley is one of the most underrated athletes in the NFL. I know I can't keep up with him when we work out together. He's like the \$6 million dollar man out there. He never lets up and it's kind of tough for us older guys to keep pace." Archie Manning, New Orleans QB, who works out with Foley at Tulane in the off-season.

#### Professional Record

Year	Club	INTERCEPTIONS					PUNT RETURNS			
		Games	No.	Yds.	Avg.	TD	No.	Yds.	Avg.	TD
1976	— Denver	14	4	95	23.8	0	5	42	8.4	0
1977	— Denver	13	3	22	7.3	0	None			
1978	— Denver	16	6	84	14.0	0	None			
1979	— Denver	16	6	14	2.3	0	None			
TOTALS		59	19	215	11.3	0	5	42	8.4	0

**ADDITIONAL STATISTICS:** Fumbled once, 1976; rushed once for 14 yards, 1978; fumbled once, 1979.



## No. 62 THOMAS JOSEPH (Tom) GLASSIC

*Guard*



**Birthdate**—April 17, 1954  
**Birthplace**—Elizabeth, N.J.  
**Residence**—Littleton, Colo.  
**How Acquired**—Draft #1, 1976  
**College**—Virginia  
**High School**—Watching HS, Warren, N.J.  
**Height**—6-3  
**Weight**—260  
**Pro Year**—5th  
**Year with Broncos**—5th

Really hit his stride last year as he graded out the top, most consistent performer in an offensive line that showed great improvement. Started every game making him a 55-game starter in just four seasons of play. Has completely recovered from an allergy battle that hampered his 3rd season. Only the second offensive lineman ever drafted in the first round by the Broncos.

**COLLEGE:** Was an All-Conference selection while lettering four seasons as a left guard at the University of Virginia. Played in the College All-Star Game and the Senior Bowl. Graduated with a degree in English. Was Dean's list student.

**PERSONAL:** An avid student of military history, especially the Napoleonic Wars, Glassic possesses a valuable collection of miniature soldiers and has done special TV appearances and programs about his avocation. Unmarried, he lists "general housekeeping" as his off-season occupation, but he opened a store in nearby Arvada in the off-season called "The Old Soldiers' Home," a shop for other collectors. Tom's personal collection numbers more than 10,000 miniature soldiers.

### Professional Record

**GAMES PLAYED:** 1976(14), 1977(14), 1978(11), 1979(16).

**ADDITIONAL STATISTICS:** Recovered one fumble, 1977, 1978 and 1979.

## No. 53 RANDY CHARLES GRADISHAR *Linebacker*



**Birthdate**—March 3, 1952  
**Birthplace**—Warren, Ohio  
**Residence**—Denver, Colo.  
**How Acquired**—Draft #1, 1974  
**College**—Ohio State  
**High School**—Champion, Ohio  
**Height**—6-3  
**Weight**—230  
**Pro Year**—7th  
**Year with Broncos**—7th

Without question one of the finest linebackers ever to play in the NFL, his previous six seasons have been spangled with virtually every honor achievable for a defensive player, including last year when nagging injuries cut down some of his playing time but not his effectiveness. Battled with foot and hand injuries through much of the season, but, although he did miss a start, he still played in all 16 games, now has 88 consecutive and has not missed one as a Bronco. Led the squad in tackles (146) and assists (89) and picked off an interception which he lateraled to Cornerback Louis Wright and Wright subsequently scored with a 78-yd. run. At season's end, he was selected for his fourth-consecutive Pro Bowl appearance and was named All-NFL by the Pro Football Writers Assn. and by Pro Football Weekly. After the 1978 season, Gradishar was All-NFL in virtually every poll taken

and named Defensive Player of the Year from AP, UPI, Pro Football Weekly and NEA (George Halas Award) and by the prestigious Kansas City 101 Club. Also set team records for tackles (196) and assists (90) in the 1978 season.

**COLLEGE:** Described by Ohio State coach Woody Hayes as "the best linebacker I ever coached at Ohio State," Randy started for three years for the Buckeyes and was named to every All-America following his senior season, and played in the Hula Bowl, the Coaches' All-America Game and the College All-Star game. Was a member of three Rose Bowl teams at Ohio State. Was also Academic All-America selection. Graduated with degree in distributive education.

**PERSONAL:** Married and he and wife, Janet, are parents of daughter, Paige (11/15/77). A leader in the Fellowship of Christian Athletes he has also worked with the Chuck Colson prison ministry. Works for the Adolph Coors Company in nearby Golden, Colo., in the off-season.

**COMMENT:** "The way I play depends on how the line plays. I'm like a quarterback—I get all the glory. But if the guys up front aren't doing their job, I'm not going to do anything. There's a lot of sacrificing in our defense, guys who play well and unselfishly while other guys get the headlines." Randy Gradishar.

### Professional Record

#### INTERCEPTIONS

Year	Club	Games	No.	Yds.	Avg.	TD
1974	Denver	14	0	0	0	0
1975	Denver	14	3	77	25.7	1
1976	Denver	14	3	44	14.7	1
1977	Denver	14	3	56	18.7	0
1978	Denver	16	4	19	4.8	0
1979	Denver	16	0	0	0	0
TOTALS		88	13	196	15.1	2

**ADDITIONAL STATISTICS:** Recovered one fumble, 1975 and 1976; recovered four fumbles for 33 yards and fumbled once, 1977; recovered two fumbles for 30 yards and one touchdown and fumbled once, 1978; recovered one fumble for 8 yards, 1979.

## No. 63 JOHN DAVID GRANT *Defensive Tackle*



**Birthdate**—June 28, 1950  
**Birthplace**—Boise, Idaho  
**Residence**—Morrison, Colo.  
**How Acquired**—Draft #7b, 1973  
**College**—Southern California  
**High School**—Capital HS, Boise, Idaho  
**Height**—6-3  
**Weight**—245  
**Pro Year**—8th  
**Year with Broncos**—8th

A versatile veteran beginning his eighth season with the Broncos, Grant can, and has played every spot on the defensive line. He played in all 16 games last year both as a defensive lineman and a special teams member. Recorded 43 tackles, 23 assists, was credited with half a sack and one fumble recovery. Very quick, he has been credited with more than 20 tipped passes from his defensive line position. Is one of the outstanding athletes on the squad, an excellent golfer and racquetball player. Went to the divisional finals of the NFL racquetball tournament this past off-season.

**COLLEGE:** Was a three-year starter at defensive end at the University of Southern California and received some All-America mention from the Football Writers and Associated Press. Played in the College All-Star Game. Graduated with a degree in business from USC.



**PERSONAL:** Married. Wife's name is Mineke and they are parents of son, Alex (5/22/78). John is in the construction business in the off-season.

#### Professional Record

**GAMES PLAYED:** 1973(13), 1974(13), 1975(14), 1976(13), 1977(14), 1978(16), 1979(16).

**ADDITIONAL STATISTICS:** Recovered one fumble for 10 yards, 1973; recovered three fumbles for two yards, 1975; returned one kickoff for eight yards and recovered one fumble, 1977; recovered two fumbles, 1978; recovered one fumble, returned one kickoff for 25 yards, 1979.

### No. 38 DONALD RAY HARDEMAN

#### Running Back



**Birthdate** — Aug. 13, 1953  
**Birthplace** — Waco, Tex.  
**Residence** — Houston, Tex.  
**How Acquired** — Trade from Baltimore, 1980  
**College** — Texas A & I, Kingsville, Tex.  
**High School** — Killeen, Tex.  
**Height** — 6-2  
**Weight** — 232  
**Pro Year** — 6th  
**Year with Broncos** — 1st

Power running back acquired from Baltimore on draft day, 1980. Carried 109 times as a Colt last season for 292 yds. and three TDs, caught 25 passes for 115 yds. and one TD. Was Houston's second choice in the first round of the 1975 draft. Rushed for 648 yds. on 166 carries and scored five TDs in his rookie season and was named to several All-Rookie teams. Is a strong pass receiver who moves well with the ball after the catch. Houston traded him to Tampa Bay prior to the 1978 season and Tampa Bay then traded him to Baltimore for a 3rd-round draft choice during the 1978 pre-season training period. He played two pre-season games for Tampa Bay but played the regular season for Baltimore. His best individual game came against San Diego as a Houston Oiler when he ran for 107 yds. and a TD on 27 carries. Has career rushing mark of 400 carries for 1450 yds., a 3.6 average, and nine TDs. Pass receiving career mark is 58 catches for 285 yds. and two TDs.

**COLLEGE:** Two-way All-America as a linebacker for two years and a running back as a senior at Texas A & I in Kingsville, Tex. Led the Javelinas to the NAIA National Championship his senior year. Rushed for 1547 yds. on 216 carries, a brilliant 7.2 average, with 18 TDs. Third-highest scorer in the nation as a senior. Averaged 119.9 yds. per game for 13 games as a senior. MVP in the NAIA Championship game in '74. Led the team in tackles in '73. Played in the Senior Bowl and College All-Star Game. Graduated with a degree in political science.

**PERSONAL:** Married, wife's name is June and they are parents of three sons, Don, Jr. (7/8/69), Eric (6/5/70), and Cedric (7/4/77). At Killeen HS he earned four letters in football, two as a basketball forward and four in track as a sprinter. Works for the Port of Houston in the off-season. Lists target shooting and writing poetry as hobbies.

#### Professional Record

Year	Club	RUSHING					RECEIVING				
		Games	Att.	Yds.	Avg.	TD	No.	Yds.	Avg.	TD	
1975	Houston	13	166	648	3.9	5	5	10	2.0	0	
1976	Houston	13	32	114	3.6	1	7	25	3.6	0	
1977	Houston	12	45	152	3.4	2	11	47	4.3	1	
1978	Baltimore	13	48	244	5.1	0	10	88	8.8	0	
1979	Baltimore	13	109	292	2.7	1	25	115	4.6	1	
TOTALS		64	400	1450	3.6	9	58	285	4.9	2	

#### KICKOFF RETURNS

Year	Club	No.	Yds.	Avg.	TD
1975	Houston	0	0	0	0
1976	Houston	7	171	24.4	0
1977	Houston	0	0	0	0
1978	Baltimore	3	36	12.0	0
1979	Baltimore	0	0	0	0
TOTALS		10	207	20.7	0

**ADDITIONAL STATISTICS:** Recovered one fumble, 1975.

### No. 27 MAURICE HARVEY

#### Safety



**Birthdate** — January 14, 1956  
**Birthplace** — Cincinnati, Ohio  
**Residence** — Cincinnati, Ohio  
**How Acquired** — Waivers (Oakland), 1978  
**College** — Ball State  
**High School** — Princeton HS, Cincinnati, Ohio  
**Height** — 5-10  
**Weight** — 190  
**Pro Year** — 2nd  
**Year with Broncos** — 2nd

Returns to the club after missing the entire 1979 season due to a knee injury and subsequent surgery. Physicians and trainers report excellent recovery and rehabilitation and he exhibited it in pre-season mini-camps with superior marks in the vertical jump and 40-yd. sprints. Was one of the bright spots of the 1978 season in providing outstanding special teams play. So much so that his teammates voted him MVP for special teams for that season. Is expected to challenge for a regular spot in the secondary this season. Originally a 4th-round choice of the Oakland Raiders in the 1978 draft.

**COLLEGE:** Three-year letterman defensive back at Ball State University and team MVP both junior and senior seasons. Was a starter in the East-West Shrine Game after his senior year. Was first team All Mid-America Conference twice and AP honorable mention All-America in 1977. Graduated with degree in physical education and is working on a Masters with concentration on coaching in the off-season.

**PERSONAL:** Single. Lists basketball, photography and swimming as hobbies. At Princeton HS in Cincinnati, he earned two varsity letters as both a running back and defensive back in football and one in baseball as a pitcher. He played in the three "big" high school all-star games in the area — the East-West in Cincinnati, the Ohio North-South and the Ohio-Pennsylvania.

#### Professional Record

**GAMES PLAYED:** 1978(16), 1979(Injured reserve).

### No. 60 PAUL EUGENE HOWARD

#### Guard



**Birthdate** — Sept. 12, 1950  
**Birthplace** — San Jose, Calif.  
**Residence** — Redding, Calif.  
**How Acquired** — Draft #3a, 1973  
**College** — Brigham Young  
**High School** — Central Valley, Calif.  
**Height** — 6-3  
**Weight** — 260  
**Pro Year** — 7th  
**Year with Broncos** — 7th

The senior member of the rapidly improving Bronco offensive line, he is also one of the strongest men on the Bronco roster. Although listed as in his 7th season, along with tackle Claudie

## No. 29 BERNARD FRANK JACKSON

**Safety**



**Birthdate**—Aug. 24, 1950  
**Birthplace**—Washington, D.C.  
**Residence**—Englewood, Colo.  
**How Acquired**—Trade with Cincinnati, 1977  
**College**—Washington State  
**High School**—Dorsey HS, Los Angeles, Calif.  
**Height**—6-0  
**Weight**—180  
**Pro Year**—9th  
**Year with Broncos**—4th

Spent most of last season as starter at free safety—until an ankle injury forced him out of four games, the first games he had missed since coming from the Cincinnati Bengals in a major trade prior to the 1977 season. Can play, and has played every position in the defensive secondary and has handled kickoff returns. Had no interceptions last year, but did have 13 yds. on a return after taking a lateral from Bill Thompson in the 7-0 shutout of San Diego. Has a career total of 16 interceptions for 255 yds. in return. Last year returned four kickoffs for 53 yds. to bring his career mark to 109 returns for 2,560 for a 23.5 average. Recorded 35 tackles and 22 assists last year. Originally a 4th-round draft choice by Cincinnati in 1972.

**COLLEGE:** Lettered two years and was All-Pac 8, All-Coast and honorable mention All-America at Washington State University as a halfback. Played in the East-West Shrine Game, the Hula Bowl and the Coaches' All-America Game. Transferred to Washington State from Pierce JC in Los Angeles. Graduated from Washington State with degree in political science.

**PERSONAL:** Married, wife's name is Dyane. Worked in promotion for the Bureau of Census in the off-season. Lists photography, travel, music and reading as hobbies. At Dorsey HS in Los Angeles he lettered three years as a football halfback, one as a high jumper and low hurdler in track and field.

### Professional Record

Year	Club	INTERCEPTIONS					KICKOFF RETURNS			
		Games	No.	Yds.	Avg.	TD	No.	Yds.	Avg.	TD
1972	Cincinnati	14	1	0	0.0	0	21	509	24.2	0
1973	Cincinnati	14	1	0	0.0	0	21	520	24.8	0
1974	Cincinnati	14	1	17	17.0	0	29	682	23.5	0
1975	Cincinnati	14	5	97	19.4	0	25	587	23.5	0
1976	Cincinnati	12	1	0	0.0	0	None			
1977	Denver	14	1	13	13.0	0	None			
1978	Denver	16	6	128	21.2	0	9	209	23.2	0
1979	Denver	12	0	0	0.0	0	4	53	13.2	0
TOTALS		110	12	255	15.9	0	109	2560	23.6	0

**ADDITIONAL STATISTICS:** Caught one pass for 22 yards and recovered three fumbles, 1974; recovered one fumble for 16 yards, 1975; recovered three fumbles for 16 yards, 1976; had 13 yards in lateral with interception, 1979.

Minor, he is actually in his 8th year, having missed the entire 1976 season with a back injury. Well-balanced player, but has reputation as one of the better pass blockers in the NFL.

**COLLEGE:** Earned three varsity letters during an outstanding career at BYU and was first team All-WAC, played in the Senior Bowl and the East-West Shrine Game and was selected for the Coaches' All-America and College All-Star games after his senior season. Played defensive end for two seasons in college before switching to the offensive line. Is a dedicated weight lifter and set Utah state records for bench press, squat and dead lift.

**PERSONAL:** Married, and he and wife, Kathy, have three daughters, DeAnna, Nicole and Melissa. At Central Valley HS in Northern California earned varsity letters in football as a guard, basketball as a forward and track and field in the shot put.

**COMMENT:** "You've got to sacrifice to be an offensive lineman. We don't get much publicity because our job is more of a steady, consistent type of thing. I mean there's no way we can make what fans consider a great play. But if you stay healthy, you can play quite a few years. There's great camaraderie among offensive linemen because of that. The thing about an offensive lineman is not to grade out 97 percent one week and then 80 the next. The goal is consistency, playing at a high, steady level week after week, season after season." Paul Howard.

### Professional Record

**GAMES PLAYED:** 1973(14), 1974(14), 1975(14), 1976(Injured reserve), 1977(14), 1978(13), 1979(16).

**ADDITIONAL STATISTICS:** Recovered one fumble, 1975 and 1977.

## No. 65 GLENN THATCHER HYDE

**Offensive Tackle**



**Birthdate**—March 14, 1951  
**Birthplace**—Boston, Mass.  
**Residence**—Denver, Colo.  
**How Acquired**—FA, 1976  
**College**—Pittsburgh  
**High School**—Lexington Berwick Academy, Lexington, Mass.  
**Height**—6-3  
**Weight**—255  
**Pro Year**—5th  
**Year with Broncos**—5th

An outstanding special teams player and a sound backup offensive lineman. Always one of the first men down on kick coverage. Has missed only one game during the past three seasons. Because of ability to make the long snap, he is the designated center on kicking situations. Began his career in the World Football League in 1974 with Chicago, then played with Charlotte in 1975.

**COLLEGE:** Lettered at defensive tackle for three years at Pittsburgh and was All-East in his senior year. Played in the Coaches' All-America Game. Also played varsity hockey all four years. Graduated with a degree in physical education and health.

**PERSONAL:** Single. Is a strong skier and skilled golfer. In high school at Lexington Berwick Academy he earned two letters in football at tackle, two in hockey as a defenseman and two in baseball as a first baseman.

### Professional Record

**GAMES PLAYED:** 1976(11), 1977(14), 1978(15), 1979(16).

## No. 57 TOM JACKSON

**Linebacker**



**Birthdate** — April 4, 1951  
**Birthplace** — Cleveland, Ohio  
**Residence** — Denver, Colo.  
**How Acquired** — Draft #4, 1973  
**College** — Louisville  
**High School** — John Adams HS, Cleveland, Ohio  
**Height** — 5-11  
**Weight** — 220  
**Pro Year** — 8th  
**Year with Broncos** — 8th

Key member of Denver's superlative staff of linebackers, Jackson played in his third consecutive Pro Bowl following the 1979 season. Missed three games last season with an injury but still recorded 71 tackles, 36 assists, three and a half sacks, one interception and two fumble recoveries to continue his reputation as a "big play" maker. With that interception he moved his career total to 18, the most for any linebacker in Bronco history. During his career he has returned three interceptions for TDs, including a 73-yarder against Baltimore that secured an important victory. Speed and mobility are the keys to his success making him equally adept at covering pass receivers or applying pass rush.

**COLLEGE:** One of the most publicized players in the history of the University of Louisville, he was an All-Missouri Valley Conference selection for three consecutive years and was named to the Walter Camp All-America team. Played in the American Bowl and Blue-Gray game following his senior season. Majored in business.

**PERSONAL:** Single. Lists chess and pool as hobbies. As a high school athlete at John Adams HS in Cleveland, earned two football letters as a linebacker, two in baseball and three in wrestling.

### Professional Record

#### INTERCEPTIONS

Year	Club	Games	No.	Yds.	Avg.	TD
1973	Denver	8	0	0	0.0	0
1974	Denver	13	1	39	39.0	0
1975	Denver	14	2	0	0.0	0
1976	Denver	14	7	136	19.4	1
1977	Denver	13	4	95	23.8	1
1978	Denver	16	3	28	9.3	1
1979	Denver	13	1	34	34.0	0
TOTALS		91	18	332	18.4	3

**ADDITIONAL STATISTICS:** Fumbled once and recovered two fumbles, 1976; fumbled once, 1977, recovered two fumbles for 70 yards, 1979.

## No. 30 JAMES DOUGLAS (Jim) JENSEN

**Running Back**



**Birthdate** — Nov. 28, 1953  
**Birthplace** — Waterloo, Iowa  
**Residence** — Denver, Colo.  
**How Acquired** — Trade with Dallas, 1977  
**College** — Iowa  
**High School** — Davenport Central HS, Davenport, Iowa  
**Height** — 6-3  
**Weight** — 235  
**Pro Year** — 4th  
**Year with Broncos** — 3rd

Second-leading ground gainer (behind Otis Armstrong) in Denver's running game in 1979 after having missed the entire

season the previous year recovering from knee surgery. Last season carried the ball 106 times for 400 yds., a 3.8 per try average and one TD. He also caught 19 passes for 144 yds. and one TD. Best days of his career to date both came last season when he rushed for 52 yds. in 13 carries against Cincinnati and for 52 yds. in nine carries against Atlanta. Was a second-round draft choice by Dallas in 1976, he never carried the ball for the Cowboys, but, in recognition of the athletic ability of a man his size, did return kickoffs in Dallas, taking 13 for 313 yds. Came to Denver just a week before the regular season opened in 1977, played sparingly, although he did appear in 11 games. Missed the entire 1978 season.

**COLLEGE:** Earned four varsity letters during a brilliant career as a running back at the University of Iowa where he also earned four letters in track and field with the unusual triple of competition in the shot, discus and hurdles. Played in the post-season Senior Bowl.

**PERSONAL:** Married, wife's name is Barbara, and they are the parents of two children, son Cody (10/25/79) and daughter Jessica (11/14/77). At Davenport Central HS in Davenport, Ia., he lettered twice in football, twice in basketball and three times in track as a hurdler (both high and low), a relay runner and in the shot and discus. Lists tennis and fishing as hobbies. Is becoming well known around the Denver area for his artistic ability and has his own business, Jensen Art, Design & Photography. He does wildlife art with pastels and pencil and has his work on display in a Denver gallery.

### Professional Record

Year	Club	RUSHING					RECEIVING			
		Games	Att.	Yds.	Avg.	TD	No.	Yds.	Avg.	TD
1976	Dallas	14		None			4	63	15.8	0
1977	Denver	11	40	143	3.6	1				
1978	Denver			Did not play.		Injured reserve.				
1979	Denver	16	106	400	3.8	1	19	144	7.6	1
TOTALS		40	146	543	3.7	2	23	207	9.0	1

**ADDITIONAL STATISTICS:** Returned 13 kickoffs for 313 yards and a 24.1 average for Dallas in 1976; fumbled once for Denver in 1977; fumbled twice, 1979.

## No. 34 KIM RICHARD JONES

**Running Back**



**Birthdate** — Jan. 19, 1952  
**Birthplace** — Waterloo, Iowa  
**Residence** — Denver, Colo.  
**How Acquired** — FA, 1980  
**College** — Colorado State University  
**High School** — Columbus HS, Waterloo, Iowa  
**Height** — 6-4  
**Weight** — 235  
**Pro Year** — 5th  
**Year with Broncos** — 1st

Joins Broncos as a free agent after a four-year stint with the New Orleans Saints, whom he served primarily as a special teams performer. Originally drafted in the 7th round by Baltimore in 1975, but missed the entire season with an ankle injury, was subsequently released by the Colts in September of 1976 and signed by New Orleans as a free agent that same month. Carried only three times for five yards for New Orleans in 1979 before being released.

**COLLEGE:** Earned two letters as running back at CSU and led team in rushing with 537 yds. in 1973. Career total of 916 yds. and



11 TDs. Set school record with 229 yds. rushing in single game. Graduated with degree in child development and family relations.

**PERSONAL:** Married, wife's name is Denise. Lists all sports, playing the guitar and working with children as hobbies. Works as a counselor for Denver Public Schools in the off-season. At Columbus HS in Waterloo, Ia., he earned three letters as a running back in football, two as a basketball center and four as a sprinter.

#### Professional Record

Year	Club	RUSHING					RECEIVING			
		Games	Att.	Yds.	Avg.	TD	No.	Yds.	Avg.	TD
1975	Colts									
1976	Saints	11	6	21	3.5	0	1	14	14.0	0
1977	Saints	14	7	18	2.6	0	1	9	9.0	0
1978	Saints	16	9	31	3.4	0	2	10	5.0	0
1979	Saints	12	3	5	1.7	0	0	0	0	0
TOTALS		53	25	75	3.0	0	4	33	8.2	0

**ADDITIONAL STATISTICS:** Returned two kickoffs for 23 yards, 1977.

### No. 32 JONATHAN KIMBALL (Jon) KEYWORTH *Running Back*



**Birthdate**—Dec. 15, 1950  
**Birthplace**—San Diego, Calif.  
**Residence**—Englewood, Colo.  
**How Acquired**—Trade with Washington, 1974  
**College**—Colorado  
**High School**—Chaffey HS, Ontario, Calif.  
**Height**—6-3  
**Weight**—230  
**Pro Year**—7th  
**Year with Broncos**—7th

As member of Denver's rotating running back system ranked 4th among Bronco ball carriers with 323 yds. on 81 carries, a 4.0 avg., and scored one TD. Recognized as a reliable receiver, he caught 18 passes for 132 yds. and added to his contribution by throwing a 32-yd. TD pass to wide receiver Rick Upchurch in the second Kansas City game, a 20-3 Denver win. Last year's play brought his six-year totals to 661 carries for 2,526 yds., a 3.8 avg., and 21 rushing TDs. As a receiver he has now caught 126 passes for 970 yds., a 7.7 yds. per catch average, and has caught three TD passes. Top individual game as a pro was 148-yds. rushing effort at Oakland in 1974 Denver victory. That still ranks as third-best individual game in Bronco history. Keyworth is the 3rd-ranked rusher (behind Floyd Little and Otis Armstrong) in Bronco history. Originally drafted by Washington in the 6th round in 1974, he never reported to the Redskins, who traded the rights to him for two draft choices. As a miscellaneous stat, has returned seven kickoffs for 124 yds. over his career.

**COLLEGE:** Earned three varsity letters in football while playing eight different positions (QB, TE, WB, SE, TB, FB, LB, DB) at the University of Colorado. Majored in communications.

**PERSONAL:** Married, wife's name is Kerry and they are parents of three sons, Jonathan (11/29/76), Jared (4/30/79) and Scott (2/26/80). Very active in the community working with several local charities, also continuing a growing career in music, which he lists as his off-season occupation as well as hobby. High school All-American in earning three football letters at Chaffey HS in Ontario, CA. Also basketball star with three letters and added two letters in baseball as a shortstop.

#### Professional Record

Year	Club	Games	RUSHING				RECEIVING			
			Att.	Yds.	Avg.	TD	No.	Yds.	Avg.	TD
1974	Denver	14	81	374	4.6	10	12	109	9.1	0
1975	Denver	14	182	725	4.0	3	42	314	7.5	1
1976	Denver	14	122	349	2.9	3	22	201	9.1	1
1977	Denver	11	83	311	3.7	1	11	48	4.4	0
1978	Denver	16	112	444	4.0	3	21	166	7.9	1
1979	Denver	16	81	323	4.0	1	18	132	7.3	0
TOTALS		85	661	2526	3.8	21	126	970	7.7	3

**ADDITIONAL STATISTICS:** Fumbles: 1974(1), 1975(4), 1976(1), 1977(1), 1978(2), 1979(4). Recovered one fumble in 1974, 1976, 1978 and 1979. Returned four kickoffs for 85 yards in 1974; returned two kickoffs for 24 yards in 1978; completed one pass in one attempt for 32-yard touchdown, 1979.

### No. 84 VINCENT MARC (Vince) KINNEY *Wide Receiver*



**Birthdate**—March 17, 1956  
**Birthplace**—Baltimore, Md.  
**Residence**—Aurora, Colo.  
**How Acquired**—Draft #10, 1978  
**College**—Maryland  
**High School**—Calvert Hall HS, Towson, MD  
**Height**—6-2  
**Weight**—190  
**Pro Year**—3rd  
**Year with Broncos**—3rd

Active through the 1979 season, appeared in 15 games but served mostly special teams duty. Has caught one pass as a Bronco—that in his rookie year in 1978—after being the club's 10th-round choice in the 1978 draft. Missed half of his rookie season with a broken foot.

**COLLEGE:** Four varsity letters as wide receiver for the University of Maryland. Played on three AAC championship teams and in the Liberty, Gator, Cotton and Hall of Fame bowl games. Majored in radio and television communications.

**PERSONAL:** Single. Worked in promotion for the Department of Census in the off-season. Lists basketball, backgammon, and race cars as hobbies. At Calvert Hall HS in Baltimore earned three letters each in football, basketball and baseball.

#### Professional Record

Year	Club	RECEIVING				
		Games	No.	Yds.	Avg.	TD
1978	Denver	8	1	23	23.0	0
1979	Denver	15	0	0	0	0
TOTALS		23	1	23	23.0	0

**ADDITIONAL STATISTICS:** Returned one kickoff for 14 yards, 1979.



## No. 87 WILLIAM HARRY (Bill) LARSON

*Tight End*



**Birthdate**—Oct. 7, 1953  
**Birthplace**—Greenfield, Iowa  
**Residence**—Adair, Iowa  
**How Acquired**—FA, 1980  
**College**—Colorado State University  
**High School**—Wichita West HS, Wichita, Kans.  
**Height**—6-4  
**Weight**—230  
**Pro Year**—4th  
**Year with Broncos**—1st

Signed originally as a free agent by the San Francisco 49ers in 1975. Saw action in all 14 games with the 49ers that year, catching five passes. Released after the season, played a year of semipro ball (Newton, Ia.) before joining the Detroit Lions for 12 games in 1977. Signed with Philadelphia late in the 1978 season. Joined the Broncos as a free agent prior to 1980 training camp.

**COLLEGE:** Played at Colorado State University for two seasons after having transferred from Pratt (Kans.) Community College. Played TE throughout collegiate career. Majored in physical education.

**PERSONAL:** Single. Lists camping, canoeing and horseback riding as hobbies. Works in real estate sales in the off-season.

### Professional Record

#### RECEIVING

Year	Club	Games	No.	Yds.	Avg.	TD
1975	San Francisco	14	5	64	12.8	0
1976	Played semipro football					
1977	Detroit	12	0	0	0	0
1978	Philadelphia	5	0	0	0	0
TOTALS		31	5	64	12.8	0

## No. 72 DON LATIMER

*Defensive Tackle*



**Birthdate**—March 1, 1955  
**Birthplace**—Fort Pierce, Fla.  
**Residence**—Aurora, Colo.  
**How Acquired**—Draft #1, 1978  
**College**—Miami (Fla.)  
**High School**—Fort Pierce Central HS, Fort Pierce, Fla.  
**Height**—6-2  
**Weight**—265  
**Pro Year**—3rd  
**Year with Broncos**—3rd

Played in 15 games last year primarily as relief for nose tackle Rubin Carter and recorded 44 tackles, 20 assists and one QB sack. After just two seasons is recognized as one of the finest young defensive players around. Played in 14 games his rookie season and was named to every all-rookie team after that year.

**COLLEGE:** Lettered two years at the University of Florida where he played for former Bronco coach Lou Saban. Played in the Blue-Gray Game. Graduated with a degree in physical education.

**PERSONAL:** Married, wife's name is Cynthia. At Fort Pierce, Fla., Central HS, earned three letters each in football, basketball and track and field.

### Professional Record

**GAMES PLAYED:** 1978(14), 1979(15).

**ADDITIONAL STATISTICS:** Recovered one fumble for four yards, 1979.

## No. 41 ROB WILLIAM LYTLE

*Running Back*



**Birthdate**—Nov. 12, 1954  
**Birthplace**—Fremont, Ohio  
**Residence**—Englewood, Colo.  
**How Acquired**—Draft #2, 1977  
**College**—Michigan  
**High School**—Fremont-Ross HS, Fremont, Ohio  
**Height**—6-1  
**Weight**—198  
**Pro Year**—4th  
**Year with Broncos**—4th

Returning to action after undergoing off-season knee surgery. Played in 15 games last year, was the team's 3rd-leading ground gainer with 371 yds. in 102 carries, a 3.6 avg., and topped the club in rushing TDs with four. In three seasons has now recorded 1,120 yds. in 287 carries for a 3.9 yd. avg. Best day in 1979 came in 2nd Oakland game when he carried 18 times for 102 yds., one TD. Best career day came in 1978 when he went for 110 yds. and one TD in 16 carries against Green Bay. Last year caught 13 passes for 93 yds. to bring his three-year mark in that department to 36 catches for 328 yds. and one TD.

**COLLEGE:** Unanimous All-America selection after a great career at Michigan. He won the Big 10 rushing title as well as the league's all-purpose running championship (including kick returns). Michigan coach Bo Schembechler called him "the greatest back I've ever coached or been around." Third in 1977 Heisman trophy voting. As a senior ran 203 times for 1,402 yds., a 6.9 average, and 13 TDs. Played in the Hula Bowl.

**PERSONAL:** Married, wife's name is Tracy and they became parents of their first child, daughter Erin, in the off-season (4/12/80). Works in the retail clothing business in the off-season. Lists making wooden models and swimming as his hobbies.

### Professional Record

Year	Club	RUSHING					RECEIVING			
		Games	Att.	Yds.	Avg.	TD	No.	Yds.	Avg.	TD
1977	Denver	14	104	408	3.9	1	17	198	11.6	1
1978	Denver	13	81	341	4.2	2	6	37	6.2	0
1979	Denver	15	102	371	3.6	4	13	93	7.1	0
TOTALS		42	287	1120	3.9	7	36	328	9.1	1

**ADDITIONAL STATISTICS:** Fumbled once, 1977; recovered one fumble for -3 yards, 1978; fumbled once, recovered three fumbles, 1979.

## No. 66 BRISON MANOR, JR.

*Defensive End*



**Birthdate**—Aug. 10, 1952  
**Birthplace**—Bridgeton, N.J.  
**Residence**—North Little Rock, Ark.  
**How Acquired**—FA, 1976  
**College**—Arkansas  
**High School**—Bridgeton, N.J.  
**Height**—6-4  
**Weight**—248  
**Pro Year**—4th  
**Year with Broncos**—4th

Moved smoothly into the starting lineup in 1979, starting all 16 regular season games, contributing 72 tackles, 30 assists and leading the team with 6½ sacks for 59 yds. in losses. Also recovered an opponent fumble. Served the previous two seasons as backup, but, with the departure of Lyle Alzado prior to the 1979

schedule, was called to start and did an outstanding job. Originally drafted in the 15th round of the 1975 draft by the New York Jets. Signed as a free agent by the Broncos in 1976, but sat out that season on injured reserve.

**COLLEGE:** Played defensive tackle at the University of Arkansas as a starter for two seasons after transferring from Pratt (Kans.) Community Junior College, where he had been selected as a JC All-America as defensive end. Majored in physical education.

**PERSONAL:** Married, wife's name is DeLois. Lists fishing and hunting, playing basketball as hobbies. At Bridgeton HS in New Jersey, he lettered three years as a defensive tackle in football, and earned three letters in wrestling.

#### Professional Record

**GAMES PLAYED:** 1977(13), 1978(14), 1979(16).

**ADDITIONAL STATISTICS:** Recovered one fumble, 1979.

### No. 33 LAWRENCE McCUTCHEON

#### Running Back



**Birthdate**—June 2, 1950

**Birthplace**—Plainview, Tex.

**Residence**—Los Angeles, Calif.

**How Acquired**—Trade from Los Angeles, 1980

**College**—Colorado State University

**High School**—Plainview (Tex.) HS

**Height**—6-1

**Weight**—205

**Pro Year**—9th

**Year with Broncos**—1st

One of the premier running backs in the NFL, McCutcheon has gained more than 1,000 yds. four times and would have been the 2nd-leading active rusher in the NFC had he remained with the Rams for this season. As it is, he is the 4th leading active rusher in the AFC behind Franco Harris, Larry Csonka and Lydell Mitchell with 6,186 yds. compiled on 1,435 carries over his eight-year stint in Los Angeles. Is also among the top active pass receivers having caught 184 in his career for 1,683 yds. He has scored 23 rushing TDs, caught 12 TD passes. Played sparingly last year with the Rams carrying the ball only 73 times for 243 yds., a 3.3 avg., and catching 19 passes for 101 yds. He has had 25 100-yd. plus games including an astonishing 202-yd. performance against St. Louis in a 1975 playoff game. In that game he carried 37 times, scored no TDs and his longest carry was 12 yds. Hobbled by injuries the past two seasons (he missed 13 games), his productivity declined, but Bronco medics say he is 100% healthy heading into the 1980 season. Had one carry for 16 yds. in the last Super Bowl, and threw a TD pass. He started four games for Los Angeles in 1979. Is the Ram all-time leading ground gainer. Has played in five Pro Bowls. Rams' 3rd-round draft choice in 1972. One of only seven NFL players to have gained 1,000 or more yards in his rookie season (1,097).

**COLLEGE:** Earned three letters as a running back at Colorado State University where he was All-Western Athletic Conference two times and gained more than 1,000 yards twice. Majored in business. Played in the American Bowl after senior season.

**PERSONAL:** Single. Lists pool, horses and tennis as his hobbies. Nicknamed "Clutch" at Colorado State because of his ability in tough situations on the field. Comes from a family of 10 children in Plainview, Tex., and is Lawrence rather than Larry because he has a younger brother named Larry. At Plainview HS, he earned three letters as a running back in football, four as a basketball guard and four as a baseball catcher.

#### Professional Record

Year	Club	Games	RUSHING				RECEIVING				
			Att.	Yds.	Avg.	TD	No.	Yds.	Avg.	TD	
1972	—Los Angeles ...	3		None				None			
1973	—Los Angeles ...	12	210	1097	5.2	2	30	289	9.6	3	
1974	—Los Angeles ...	14	236	1109	4.7	3	39	408	10.5	2	
1975	—Los Angeles ...	13	213	911	4.3	2	31	230	7.4	1	
1976	—Los Angeles ...	14	291	1168	4.0	9	28	305	10.9	2	
1977	—Los Angeles ...	14	294	1238	4.2	7	25	274	11.0	2	
1978	—Los Angeles ...	8	118	420	3.6	0	12	76	6.3	2	
1979	—Los Angeles ...	11	73	243	3.3	0	19	101	5.3	0	
TOTALS			89	1435	5186	3.6	23	184	1683	9.1	12

**ADDITIONAL STATISTICS:** Returned one kickoff for six yds., 1973; recovered two fumbles in 1974, 1976 and 1977; recovered one fumble for six yds., 1975; attempted one pass with no completions, 1975, 1978; recovered three fumbles, 1978.

### No. 71 CLAUDIE DEE MINOR, JR.

#### Offensive Tackle



**Birthdate**—April 21, 1951

**Birthplace**—Pomona, Calif.

**Residence**—Aurora, Colo.

**How Acquired**—Draft #3, 1974

**College**—San Diego State

**High School**—Garey HS, Pomona, Calif.

**Height**—6-4

**Weight**—278

**Pro Year**—7th

**Year with Broncos**—7th

Has now started 88 consecutive games as a Denver Bronco, second longest consecutive starting streak (to Billy Thompson) on the current roster. Has never missed a game since joining the club in 1974. Has played both left and right tackle positions. Has been one of the leaders in the maturation of the Bronco offensive line and is now recognized as one of the better offensive tackles in the NFL. He and guard Paul Howard are the senior members of the unit with just six seasons of play.

**COLLEGE:** Started every game at San Diego State in two seasons after transferring from Mt. San Antonio JC. Most Valuable Offensive Lineman at San Diego; Most Valuable Defensive Lineman at Mt. San Antonio. Selected to play in Coaches' All-America Game. Graduated with degree in recreation administration. Was recruited to San Diego State by current Bronco offensive coordinator Rod Dowhower.

**PERSONAL:** Married, wife's name is Vicki and they are parents of three daughters, Maisha 3, Keesha 2 and Sharinn, born this past off-season. Is in the construction business in the off-season. Lists racquetball, fishing, pool and "relaxing" as hobbies. Very active in Fellowship Of Christian Athletes activities. At Garey HS in Pomona, CA., played both offense and defense in earning three football letters. Also lettered twice in track and field as a weight man.

**COMMENT:** "A lot of what an offensive lineman has to do is unnatural. Just about everything you do, you're doing while you're backing up. That's unnatural. Meanwhile, your opponent is moving forward, the natural thing, and, at the same time, he's jerking on you. An offensive lineman has to keep his quarterback out of the hospital. I'd rope a guy, if I had to, to keep him off my quarterback." Claudie Minor.

#### Professional Record

**GAMES PLAYED:** 1974(14), 1975(14), 1976(14), 1977(14), 1978(16), 1979(16).

## No. 82 EMERY MATTHEW MOOREHEAD

Wide Receiver



**Birthdate**—March 22, 1954  
**Birthplace**—Evanston, Ill.  
**Residence**—Ringwood, N.J.  
**How Acquired**—Trade from NY Giants, 1980  
**College**—Colorado  
**High School**—Evanston (Ill.) Township  
**Height**—6-2  
**Weight**—210  
**Pro Year**—4th  
**Year with Broncos**—1st

Quality athlete who was Giants' 6th-round choice in 1977. Played running back, tight end and wide receiver during injury-bothered three-year stint with New York. Was starting wide receiver as a rookie but a knee injury took him out of all but three games in 1978. Played running back in 1979, but again was injured (ribs) and did not finish the season on active roster. Carried 36 times for 95 yds., caught nine passes for 62 yds. Also returned punts first two seasons.

**COLLEGE:** Won three varsity letters as a wingback and receiver at Colorado, was named offensive captain in his senior year and played in both the Bluebonnet and Orange Bowl games. His career reception average of 18.7 is a Colorado school record. He had 35 catches for 604 yds. and a 4.1 rushing average in his final two years. A communications major, he worked for the campus TV station as a producer/announcer and did some work at a Denver TV station as an undergraduate.

**PERSONAL:** Twelve letter man at Evanston Township HS with four each in football, basketball and track and field. Wants a television career when playing days are over.

### Professional Record

Year	Club	RUSHING					RECEIVING				
		Games	Att.	Yds.	Avg.	TD	No.	Yds.	Avg.	TD	
1977	—Giants	13	1	5	5.0	0	12	143	11.9	1	
1978	—Giants	10		None			3	45	15.0	0	
1979	—Giants	13	36	95	2.6	0	9	62	6.9	0	
TOTALS		36	37	100	2.7	0	24	250	10.4	1	

**ADDITIONAL STATISTICS:** Returned four kickoffs for 65 yards and a 16.3 average, 1977; returned two kickoffs for 52 yards and a 26.0 average, 1978.

## No. 7 LARRY CRAIG (Craig) MORTON

Quarterback



**Birthdate**—Feb. 5, 1943  
**Birthplace**—Flint, Mich.  
**Residence**—Englewood, Colo.  
**How Acquired**—Trade with N.Y. Giants, 1977  
**College**—California  
**High School**—Campbell, Calif.  
**Height**—6-4  
**Weight**—210  
**Pro Year**—16th  
**Year with Broncos**—4th

In his third season as a Bronco led the Denver team to its third consecutive playoff after having started the 1979 season in a backup role. Did not start until the seventh game of the regular

season in 1979 (at Kansas City) after early-season starter Norris Weese suffered a knee injury. Had, however, seen quite a bit of relief action prior to the KC game, including leading the Broncos from a 34-10 halftime deficit to a 37-34 win in a spectacular performance against Seattle. In spite of the late start, had personal best season of his career setting highs in attempts (370), completions (204), yardage (2,626) and percentage (55.1). Played in 14 games in 1979 regular season. Ranked 11th in AFC passing figures with a 70.7 rating. Was selected by his teammates as winner of the Earl Hartman Award as Most Valuable Offensive Player an award which he also won in 1977. Had four straight games of more than 200-yds. passing last year. His career yardage figure of 22,370 ranks 20th in all-time NFL standings and 3rd among currently active NFL QBs behind Jim Hart, of St. Louis, and Bob Griese, of Miami. His 150 TD passes ties him for 24th in NFL standings with Ken Stabler, of Houston. Threw three TD passes against Seattle and San Francisco last year, two each against Kansas City, twice, and New England. His career figures are 178 games, 3,083 pass attempts, 1,627 completions, 52.7 percentage, 22,370 yds., 153 interceptions and 154 TDs. His three-year Bronco figures are 891 pass attempts, 481 completions, 54.0 percentage, 6,357 yds., 35 interceptions and 41 TD passes. In the 1978 season had a streak of 144 consecutive passes without an interception. His interception avoidance percentage of .039 is the best in Bronco history. Was a 1st-round draft choice of the Dallas Cowboys prior to the 1965 season, spent nine full seasons with Dallas before being traded to the New York Giants six games into the 1974 season. Played eight games with New York in 1974 and the '75 and '76 seasons before joining the Broncos prior to the 1977 season. Was AFC Player Of The Year after the 1977 season.

**COLLEGE:** Was college consensus All-America at the University of California at Berkeley where he played for current Kansas City coach Marv Levy. Earned three football letters and two in baseball. Good enough baseball player to get a bonus offer to sign, but turned it down in favor of football. Graduated with a degree in speech.

**PERSONAL:** Married, wife's name is Susan and they became parents of their first child, son Michael (10/4/79), during last season. Craig has many interests, including the oil business, which occupy his off-season time. At Campbell, CA., HS, he was four year letterman as a football QB, four as a basketball guard and four as a baseball outfielder.

**COMMENT:** "I, of course, still want the starting job, and, if they want me there, I'll do it. If they want me to work with a young quarterback, I'll do that, too. I just want to help the team." Craig Morton.

### Professional Record

Year	Club	PASSING									
		Games	Att.	Comp.	Pct.	Yds.	TD	Int.			
1965	—Dallas	4	34	17	50.0	173	2	4			
1966	—Dallas	6	27	13	48.1	225	3	1			
1967	—Dallas	10	137	69	50.4	978	10	10			
1968	—Dallas	13	85	44	51.8	752	4	6			
1969	—Dallas	13	302	162	53.6	2619	21	15			
1970	—Dallas	12	207	102	49.3	1819	15	7			
1971	—Dallas	10	143	78	54.5	1131	7	8			
1972	—Dallas	14	339	185	54.6	2396	15	21			
1973	—Dallas	14	32	13	40.6	174	3	1			
1974	—Dallas (6)										
	Giants (8)	14	239	124	51.9	1522	9	13			
1975	—Giants	14	363	186	52.3	2359	11	16			
1976	—Giants	12	284	153	53.9	1865	9	20			
1977	—Denver	14	254	131	51.6	1929	14	8			
1978	—Denver	14	267	146	54.7	1802	11	8			
1979	—Denver	14	370	204	55.1	2626	16	19			
TOTALS		178	3083	1627	52.7	22370	150	153			



# RUSHING

Year	Club	Att.	Yds.	Avg.	TD
1965	Dallas	3	-8	-2.7	0
1966	Dallas	7	50	7.1	0
1967	Dallas	15	42	2.8	0
1968	Dallas	4	28	7.0	2
1969	Dallas	16	62	3.9	1
1970	Dallas	16	37	2.3	0
1971	Dallas	4	9	2.3	1
1972	Dallas	8	26	3.3	2
1973	Dallas	1	0	0.0	0
1974	Dallas (6)				
	Giants (8)	4	5	1.3	0
1975	Giants	22	72	3.3	0
1976	Giants	13	35	2.7	0
1977	Denver	31	125	4.0	4
1978	Denver	17	71	4.2	0
1979	Denver	22	17	0.8	1
TOTALS		183	571	3.1	11

**ADDITIONAL STATISTICS:** Recovered one fumble, 1971 and 1972; recovered one fumble for minus 12 yards, 1973; recovered two fumbles for minus 14 yards, 1974; recovered three fumbles for minus 15 yards, 1975; recovered three fumbles, 1976; recovered three fumbles for minus 18 yards, 1977; recovered one fumble, 1978; recovered two fumbles for minus 11 yards, 1979. Fumbles: 1965(2), 1967(5), 1968(1), 1969(4), 1970(1), 1971(1), 1972(4), 1973(1), 1974(4), 1975(9), 1976(7), 1977(1), 1978(6), 1979(9).

## No. 25 HAVEN CHRISTOPHER MOSES

*Wide Receiver*



**Birthdate**—July 27, 1946  
**Birthplace**—Los Angeles, Calif.  
**Residence**—Denver, Colo.  
**How Acquired**—Trade with Buffalo, 1972  
**College**—San Diego State  
**High School**—San Pedro, Calif.  
**Height**—6-3  
**Weight**—200  
**Pro Year**—13th  
**Year with Broncos**—9th

Polished veteran who, going into his 13th season, remains one of the NFL's premier receivers after having established personal single-season high marks of 54 receptions for 943 yds. in 1979. He is the 2nd-leading active pass receiver in the AFC (Harold Jackson, New England, is the leader, but most of his career was spent in the NFC) with 395 catches and now has a career total of 7,201 yds. and 51 TD catches. He caught six TDs last year. Has now started 87 consecutive games for the Broncos, never missed a game since coming to Denver from the Buffalo Bills in 1972 five games into the season. Best individual game last year came at Seattle when he caught six for 77 yds. Previous top day was in the Oakland-Denver AFC championship game, which Denver won, when he caught five for 168 yds. and two TDs. Caught three TDs in a 1973 win over Houston to tie team single-game record. Precise, disciplined patterns are his trademark. Buffalo's 1st-round choice in '68.

**COLLEGE:** Two-year letterman and All-America as a wide receiver and defensive back at San Diego State where he played for current San Diego head coach Don Coryell and current Bronco offensive coordinator Rod Dowhower. Played in the East-West Shrine Game, the Senior Bowl (MVP) and the College All-Star Game. Graduated with a degree in Sociology. Transferred from Harbor JC in Los Angeles.

**PERSONAL:** Married, wife's name is Joyce and they are parents of two sons, Christopher (2/28/72) and Bryan (2/4/78).

Employed as a labor relations specialist by Samsonite Corporation of Denver in the off-season. Very active in community projects throughout the year. Was an outstanding high school athlete at Fermin Lasuen HS in San Pedro, CA, winning four letters each in football and baseball and two in basketball.

**COMMENT:** In response to a question as to how he has gained reputation for precise pattern running—"I work on it and that's my job. When the time comes and the ball is thrown, you've got to shoot your best shot to get open. I feel it is much easier for the quarterback if he doesn't have to thread the needle. When I get open, I want to be wide open. It's even more rewarding when you come up with a big play." Haven Moses.

## Professional Record

Year	Club	RUSHING					RECEIVING			
		Games	Att.	Yds.	Avg.	TD	No.	Yds.	Avg.	TD
1968	Buffalo	14	5	-4	-0.8	0	42	633	15.1	2
1969	Buffalo	14		None			39	752	19.3	5
1970	Buffalo	14		None			39	726	18.6	2
1971	Buffalo	14		None			23	470	20.4	2
1972	Buffalo (5)									
	Denver (8)	1	11	5.5	0		18	284	15.8	6
1973	Denver	14	3	25	8.3	1	28	518	18.5	8
1974	Denver	14	2	16	8.0	0	34	559	16.4	2
1975	Denver	14		None			29	505	17.4	2
1976	Denver	14	1	-4	-4.0	0	25	498	19.9	7
1977	Denver	14	5	-1	-0.2	0	27	539	20.0	4
1978	Denver	16		None			37	744	20.1	4
1979	Denver	16		None			54	943	17.5	6
TOTALS		170	18	43	2.4	1	395	7201	18.2	51

**ADDITIONAL STATISTICS:** Recovered two fumbles, 1977; fumbled once, 1978.

## No. 58 ROBERT C. (Rob) NAIRNE

*Linebacker*



**Birthdate**—March 24, 1954  
**Birthplace**—Redding, Calif.  
**Residence**—Englewood, Colo.  
**How Acquired**—FA, 1977  
**College**—Oregon State  
**High School**—Ferndale, Calif.  
**Height**—6-4  
**Weight**—227  
**Pro Year**—4th  
**Year with Broncos**—4th

Started four games in 1979 when regular Joe Rizzo was injured. Played in 10 games altogether contributing 32 tackles and 14 assists and also scored a TD after a blocked punt against New England in Mile High Stadium.

**COLLEGE:** Three-year letterman at Oregon State as a linebacker, leading the team in tackles in his senior year. Graduated with a degree in marketing.

**PERSONAL:** Married, wife's name is Jacqueline. Lists skiing, golf and basketball as his hobbies. Earned 13 letters as a high school athlete at Fernadale HS, Ferndale, Ca., four as a linebacker/fullback in football, four as a basketball center, four as a baseball first baseman and one as a hurdler in track.

## Professional Record

**GAMES PLAYED:** 1977(13), 1978(16), 1979(10).

**ADDITIONAL STATISTICS:** Returned blocked punt 22 yards for touchdown, 1979.



## No. 52 MARK ROBERT NICHOLS

*Linebacker*



**Birthdate**—Oct. 23, 1956  
**Birthplace**—Columbus, Ohio  
**Residence**—Ft. Collins, Colo.  
**How Acquired**—FA, 1980  
**College**—Colorado State University  
**High School**—Marina, Huntington Beach, Calif.  
**Height**—6-3  
**Weight**—225  
**Pro Year**—2nd  
**Year with Broncos**—1st

Originally an 8th-round draft selection of the Oakland Raiders in 1978. Released by Oakland and signed as a free agent by the San Francisco 49ers in September of 1978. Spent that season with San Francisco mostly as a special team player. However, did have one interception, returned three kickoffs and played in 15 games. Released by San Francisco in 1979. Picked up by Minnesota, later released.

**COLLEGE:** A two-year starter at Colorado State, was a defensive tackle as a junior before shifting to middle linebacker in his senior year. Intercepted two passes, returned one for a TD, and led the team in tackles as a senior.

**PERSONAL:** Married, wife's name is Katherine. Mark continues work toward a degree in physical education at Colorado State University in the off-season.

### Professional Record

**GAMES PLAYED:** 1978(15).

**ADDITIONAL STATISTICS:** Intercepted one pass for no yards, returned three kickoffs for 39 yards, 1978.

## No. 88 RILEY ODOMS

*Tight End*



**Birthdate**—March 1, 1950  
**Birthplace**—Luling, Tex.  
**Residence**—Houston, Tex.  
**How Acquired**—Draft #1, 1972  
**College**—Houston  
**High School**—West Oso HS, Corpus Christi, Texas  
**Height**—6-4  
**Weight**—225  
**Pro Year**—9th  
**Year with Broncos**—9th

Established as one of professional football's very best tight ends, Odoms suffered the first major injury of his pro career in 1979, a broken arm that, in typical Odoms fashion, sidelined him for only three weeks. He missed games against Oakland, Buffalo and Seattle as the season wound down, but came back to play in the finale against San Diego and the playoff game against Houston. Despite the forced inaction, he was still Denver's 3rd-leading receiver last season with 40 catches for 638 yds. and a TD. Prior to the injury had not missed a game since joining the Broncos as a 1st-round draft choice in 1972. His consecutive string had reached 112 games. His career marks have now reached 307 catches, 2nd-ranked in Bronco history, 4,505 yds., 3rd-ranked in the club's books, and 30 TD catches, 4th-ranked. His 14.7 yds. per catch average is outstanding for the position. Led all Denver's receivers in 1978. Has played in four NFL Pro

Bowl games. Classic size, good speed, good hands all combine with blocking skill to make him one of the team's strongest offensive weapons. Best day of his career—7 for 165, 2 TD vs. Kansas City in '78. Best day in 1979—7 for 114, 0 TD vs. Kansas City.

**COLLEGE:** All-America tight end at the University of Houston in 1971, he played in the Astro-Bluebonnet Bowl and the Senior Bowl. Was fifth player taken in the entire draft after his senior season.

**PERSONAL:** Married, and he and wife, Alnetia, are parents of a daughter, Veronica (9/7/71). Riley went to West Oso HS in Corpus Christi, Tex.

**COMMENT:** "Every year you're out there for improvement. Running pass patterns is more simple for me. But the really technical things, like the blocking, I really have to concentrate on. That's something you have to learn over and over again every year. I've said it many times, a good block can help you get a first down or maybe a touchdown. It's the same feeling as catching the ball in the end zone with a man running at your elbow. Playing tight end you have to block and you have to be physical. You can't play this position without being physical." Riley Odoms.

### Professional Record

		RUSHING					RECEIVING			
Year	Club	Games	Att.	Yds.	Avg.	TD	No.	Yds.	Avg.	TD
1972	— Denver	14	5	72	14.4	0	21	320	15.2	1
1973	— Denver	14	5	53	10.6	0	43	629	14.6	7
1974	— Denver	14	4	25	6.3	0	42	639	15.2	6
1975	— Denver	14	5	27	5.4	0	40	544	13.6	3
1976	— Denver	14	3	36	12.0	2	30	477	15.9	3
1977	— Denver	14	None			0	37	429	11.6	3
1978	— Denver	16	2	5	2.5	0	54	829	15.4	6
1979	— Denver	13	1	-7	-7.0	0	40	638	15.9	1
TOTALS		113	25	211	8.4	2	307	4505	14.7	30

**ADDITIONAL STATISTICS:** Recovered one fumble, 1972; recovered one fumble for a touchdown, 1975; fumbled twice and recovered one fumble, 1978.

## No. 46 RICHARD DAVID (Dave) PRESTON

*Running Back*



**Birthdate**—May 29, 1955  
**Birthplace**—Dayton, Ohio  
**Residence**—Englewood, Colo.  
**How Acquired**—FA, 1978  
**College**—Bowling Green  
**High School**—Defiance Senior HS, Defiance, Ohio  
**Height**—5-10  
**Weight**—195  
**Pro Year**—3rd  
**Year with Broncos**—3rd

Came back from an early-season injury last year to make a strong contribution in carrying 43 times for 169 yds., a 3.9 avg., and one TD, and catching 19 passes for 137 yds. and a TD. Also returned 13 kickoffs for 336 yds., a 25.8 avg., best on the team, and seven punts for 78 yds. Missed five games due to the injury. Started season's first three games in Denver's backfield rotation before the injury. Selected by New England in the 12th round of the 1977 draft, later released and signed as a free agent by the Broncos. Outstanding receiver.

**COLLEGE:** Earned four letters as a tailback at Bowling Green University making all-conference and some All-America mention. Also won an NCAA post-graduate scholarship. Graduated with a degree in business administration.

**PERSONAL:** Married, wife's name is Mary. They are parents of daughter, Sara (8/27/79). At Defiance HS, Defiance, O., Dave was a three-year letterman in both football and track, as a hurdler and long-jumper. Lists outdoor activities as his hobbies.

#### Professional Record

Year	Club	Games	RUSHING					TD	RECEIVING				
			Att.	Yds.	Avg.				No.	Yds.	Avg.		TD
1978	—Denver	16	66	296	4.5		1		24	199	8.3		1
1979	—Denver	10	43	169	3.9		1		19	137	7.2		1
TOTALS		26	109	465	4.3		2		43	336	7.8		2
Year	Club	Games	PUNT RETURNS					TD	KICKOFF RETURNS				
			No.	Yds.	Avg.				No.	Yds.	Avg.		TD
1978	—Denver	16	10	68	6.8		0		7	154	22.0		0
1979	—Denver	10	7	78	11.1		0		13	336	25.8		0
TOTALS		26	17	146	8.5		0		20	490	24.5		0

**ADDITIONAL STATISTICS:** Fumbled four times and recovered one fumble, 1978; fumbled once and passed once (incomplete), 1979.

### No. 11 LUKE PRESTRIDGE

**Punter**



**Birthdate**—Sept. 17, 1956  
**Birthplace**—Houston, Tex.  
**Residence**—Englewood, Colo.  
**How Acquired**—Draft #7, 1979  
**College**—Baylor  
**High School**—Sharpstown HS, Houston, Tex.  
**Height**—6-5  
**Weight**—225  
**Pro Year**—2nd  
**Year with Broncos**—2nd

Had a gross average of 39.9 yds. per kick and a net of 33.0 as a rookie last season while showing steadily-improving ability at directional kicking. Had 17 inside the 20-yd. line last year. Totaled 3,555 yds. on 89 punts with a longest of 63 yds. In the first San Diego game, a day on which he averaged 50 yds. with seven punts. Busiest day was against Los Angeles when he punted 10 times for a 43.5 average. Ran for 29 yds. and a first down against Oakland last year. Unquestionably, the biggest punter in the NFL.

**COLLEGE:** Lettered three years as a punter for Baylor. As a junior his 43.7 avg. set a school record, was 7th in the nation, 4th in the SWC. His senior mark of 42.7 was 13th in the nation, 3rd in the SWC. Lettered four years as a superior first baseman and was all-SWC in '78 and '79, for SWC championship teams in those years. Baylor also won south central regional titles and played in the College World Series in 1978-79. Luke has a degree in business and wife, Diane, has a degree in education and a Masters in speech pathology from Baylor.

**PERSONAL:** The Prestridges now make their home in Englewood, Colo. Luke lists flying as a hobby. Is also a good golfer. At Sharpstown HS in Houston, Luke won three football letters as a QB, LB and punter, two as a basketball forward, and three as a baseball 3rd baseman.

#### Professional Record

Year	Club	Games	PUNTING								RUSHING			
			No.	Yds.	Avg.	TB	In 20	LG	Bk.		No.	Yds.	Avg.	TD
1979	—Denver	16	89	3555	39.9	7	17	63	0		1	29	29.0	0
TOTALS		16	89	3555	39.9	7	17	63	0		1	29	29.0	0

**ADDITIONAL STATISTICS:** Passed once, incomplete, 1979.

### No. 78 BRUCE RADFORD

**Defensive End**



**Birthdate**—Sept. 5, 1955  
**Birthplace**—Pineville, La.  
**Residence**—Pineville, La.  
**How Acquired**—Draft #3, 1979  
**College**—Grambling  
**High School**—Tioga HS, Pineville, La.  
**Height**—6-5  
**Weight**—260  
**Pro Year**—2nd  
**Year with Broncos**—2nd

Strong young prospect who spent his first year in a learning situation, although he did see action in all 16 games as a special teams performer. Played enough to record nine tackles, eight assists. Also administered one QB sack and recovered a fumble, the latter vs. Pittsburgh, against whom he also had four tackles.

**COLLEGE:** Started for two years in the defensive line at Grambling. Recorded eight sacks as a senior, 66 tackles and 27 assists. Made 1978 Mutual Black Radio All-America and the Pittsburgh Courier All-America selection. Also honorable mention All-America from Sports Illustrated. Played in the 1979 Black East-West All-Star Game.

**PERSONAL:** Single. Lists fishing and hunting as his hobbies. Was a four-year letterman, as a running back (!), tight end and defensive lineman in football, four-year letterman in basketball and three in track as a weight man and member of the mile relay team in high school.

#### Professional Record

**GAMES PLAYED:** 1979(16).

**ADDITIONAL STATISTICS:** Recovered one fumble, 1979.

### No. 83 JOHN GOLDEN RICHARDS

**Wide Receiver**



**Birthdate**—Dec. 31, 1950  
**Birthplace**—Salt Lake City, Utah  
**Residence**—Salt Lake City, Utah  
**How Acquired**—FA, 1980  
**College**—University of Hawaii  
**High School**—Granite HS, Salt Lake City  
**Height**—6-0  
**Weight**—180  
**Pro Year**—8th  
**Year with Broncos**—1st

Acquired as a free agent in the off-season after injuries and subsequent lack of playing time had marred his final season with the Bears. Played in only five games in 1979 and caught just five passes for 107 yds. and one TD. Until last year, despite some injury problems, had not missed a game in five seasons. Joined the Bears in 1978, in a draft choice trade with Dallas, and immediately became a Chicago starter enjoying the top receiving year of his career in catching 27 for the Bears (already had one for Dallas). Starting Cowboy WR for four seasons after having been a 2nd-round draft choice in 1973. Caught game-clinching 29-yd. TD pass from Robert Newhouse in Dallas' 27-10 win over Denver in Super Bowl XII. Denver medics checked him in 100% healthy.

**COLLEGE:** Spent three years at Brigham Young before transfer to Hawaii as a senior. Most of his collegiate football was at BYU after knee injury kept him out of most of his senior season. Set four NCAA records at BYU: Yds. punt returns, game (219, 5 returns); TDs returning punts, season (4); yds. returning kickoffs,

game (247 yds., 7 returns); and average per kickoff return game (35.3). Caught 50 passes for 751 yds. in two varsity seasons with the Cougars. Was All-Western Athletic Conference. Also earned a track letter as a long-jumper who finished third in the WAC indoor championship meet.

**PERSONAL:** Married, wife's name is Barbara. List hunting and fishing as his hobbies, but also plays a lot of golf and tennis. Has his own business in Salt Lake City. Was a football, basketball, baseball and track and field letterman in high school in Salt Lake City.

#### Professional Record

Year	Club	RECEIVING					RUSHING				
		Games	No.	Yds.	Avg.	TD	Att.	Yds.	Avg.	TD	
1973	Dallas	12	6	91	15.2	1	1	2	2.0	0	
1974	Dallas	14	26	467	18.0	5	1	-5	-5.0	0	
1975	Dallas	14	21	451	21.5	4	3	18	6.0	0	
1976	Dallas	14	19	414	21.8	3	0	0	0	0	
1977	Dallas	14	17	225	13.2	3	0	0	0	0	
1978	Dal/Chi	16	28	381	13.6	0	0	0	0	0	
1979	Chicago	5	5	107	21.4	1	0	0	0	0	
TOTALS		89	122	2136	17.5	17	4	15	3.7	0	

Year	Club	PUNT RETURNS				KICKOFF RETURNS			
		Att.	Yds.	Avg.	TD	No.	Yds.	Avg.	TD
1973	Dallas	21	139	6.6	0	3	44	14.7	0
1974	Dallas	13	74	5.7	0	0	0	0	0
1975	Dallas	28	288	10.3	1	0	0	0	0
TOTALS		62	501	8.0	1	3	44	14.7	0

**ADDITIONAL STATISTICS:** Recovered one fumble, 1974, 1975, and 1977.

### No. 59 JOSEPH VINCENT (Joe) RIZZO Linebacker



**Birthdate**—Dec. 17, 1950  
**Birthplace**—Astoria, N.Y.  
**Residence**—Denver, Colo.  
**How Acquired**—FA, 1974  
**College**—Merchant Marine Academy  
**High School**—Glen Cove, N.Y.  
**Height**—6-1  
**Weight**—222  
**Pro Year**—7th  
**Year with Broncos**—7th

Key member of Denver's outstanding linebacking corps, has been a regular starter since the beginning of the 1975 season. Missed three games with an injury last year but still managed to turn in his usual strong performance in recording 85 tackles, 36 assists, picking off two interceptions and recovering one opponent fumble. The two interceptions brought his career total to nine for 92 yards in return. Career highpoint came in 1977 when he picked off three Ken Stabler passes at Oakland in a 1977 Bronco win. Originally a 15th-round draft choice by Buffalo in 1973, signed as a free agent with Denver in 1974, played 11 games that first season then became the starter in '75 and has been in the job ever since.

**COLLEGE:** Was a four-year letterman linebacker at the U.S. Merchant Marine Academy where his coach was George Paterno, brother of Penn State's Joe. Rizzo was co-captain, all-conference and a 2nd-unit All-America selection. Graduated with a degree in marine engineering. Only Merchant Academy graduate in the NFL.

**PERSONAL:** Single. Lists golf and racquetball as hobbies. At Glen Cove HS in New York played quarterback and defensive back in winning three football letters, basketball forward for two letters and 3rd base and centerfield in baseball for three more

letters. Failed physical (knee problem) after being drafted by Buffalo, then worked on a steamer that sailed from New York to Yokohama, then in a ship yard in San Diego before going for a Bronco tryout.

**COMMENT:** "My favorite (situation) is a good, crisp tackle, the back coming through the hole and me meeting him right there at the line. A good, hard head-on tackle. I don't like that shot where it's open field and he's got two moves to put on you."

#### Professional Record

Year	Club	INTERCEPTIONS				
		Games	No.	Yds.	Avg.	TD
1974	Denver	11		None		
1975	Denver	14		None		
1976	Denver	12	1	8	8.0	0
1977	Denver	13	3	49	16.3	0
1978	Denver	14	3	10	3.3	0
1979	Denver	13	2	25	12.5	0
NFL TOTALS		77	9	92	10.2	0

**ADDITIONAL STATISTICS:** Recovered one fumble, 1977, 1978, and 1979.

### No. 17 MATTHEW GILLETTE (Matt) ROBINSON Quarterback



**Birthdate**—June 28, 1955  
**Birthplace**—Farmington, Mich.  
**Residence**—Denver, Colo.  
**How Acquired**—Trade from NY Jets, 1980  
**College**—University of Georgia  
**High School**—North Springs HS, Atlanta, Ga.  
**Height**—6-2  
**Weight**—190  
**Pro Year**—4th  
**Year with Broncos**—1st

Acquired in a major off-season trade from the New York Jets in a deal that brought Robinson to the Broncos in return for 1st and 2nd-round draft choices in the 1980 draft and former Denver backup QB Craig Penrose. Originally a 9th-round choice by the Jets from the University of Georgia in 1977, Robinson replaced incumbent Richard Todd after the latter was injured in 1978 and led the Jets to six victories in his 11 starts that year. Had won the starting job for the 1979 season, but a hand injury and a subsequent coaching decision sat him down after the first regular-season game and he appeared only as a holder for place kicks for the remainder of the year. However, his 1978 successes were strong enough to mark him as one of the top young QBs in the NFL. During that season he completed 124 of 266 pass attempts for 2,002 yds. and 13 TDs becoming the first Jet QB to go over 2,000 in a season since Joe Namath had 2,286 in 1975. In that season combined with wide receiver Wesley Walker for TD passes of 77, 75, 56, 48, 38 and 33 yards, the 75-yarder coming as the game winner against the Broncos after Denver was ahead, 28-7, in the second period. Threw for more than 200 yards in four games, had a four-game streak (70 passes) without an interception, and threw at least one TD in his last five games. Played in just four games as a rookie completing 20 of 54 attempts for 310 yds. and two TDs. Best day of his career to date was against Cleveland in 1978 (12/10 at Cleveland) when he attempted 44, completed 22 for 289 yds. and three TDs. His longest completion was a 77-yd. TD to Walker at Baltimore (10/15/78). His first NFL start came in rookie year at Pittsburgh



(11/27/77) in which he completed seven of 19 for 80 yds. and a TD.  
**COLLEGE:** Noted for his passing at Georgia, where he split QB duties with Ray Goff in the veer offense. Led Southeastern Conference in passing as a sophomore with 1,317 yds. and set school record for average gain per completion (21.9). Was nicknamed "Third-And-Long" for obvious reasons. Career totals: 125 of 247, 2,295 yds., 20 int., 17 TDs. Played in Tangerine Bowl as a sophomore, Sugar Bowl as a senior. Majored in business education.

**PERSONAL:** Single. Had been living in Sarasota, Fla., until trade. Now lives in the Denver area. Ranches in the off-season and plans to breed and raise Appaloosa horses. Lists hunting and fishing as hobbies and is a 10 handicapper in golf. Was a 13 letterman at North Springs HS in Atlanta, winning four as a football QB, four as a baseball shortstop, three as a basketball guard and two as a high-jumper in track and field.

**COMMENT:** "All my life I've felt blessed, like someone was taking care of me. My trade to Denver is a great example of this feeling. This is the biggest break of my career since being drafted. Denver is a new life for me. Hopefully my football life will end in Denver—but not for a long time." Matt Robinson.

#### Professional Record

##### PASSING

Year	Club	Games	Att.	Comp.	Yds.	Pct.	TD	Int.
1977	Jets	4	54	20	310	37.0	2	8
1978	Jets	16	266	124	2002	46.6	13	16
1979	Jets	16	31	17	191	54.8	0	2
TOTALS		36	351	161	2503	45.8	15	26

##### RUSHING

Year	Club	Att.	Yds.	Avg.	TD
1977	Jets	5	45	9.0	0
1978	Jets	28	23	0.8	0
1979	Jets	3	4	1.3	0
TOTALS		36	72	2.0	0

## No. 50 JAMES JOSEPH (Jim) RYAN

### Linebacker



**Birthdate**—May 18, 1957  
**Birthplace**—Bellmawr, N.J.  
**Residence**—Bellmawr, N.J.  
**How Acquired**—FA, 1979  
**College**—William and Mary  
**High School**—Bishop Eustace HS, Pennsauken, N.J.  
**Height**—6-1  
**Weight**—220  
**Pro Year**—2nd  
**Year with Broncos**—2nd

Strong, young prospect who made the club on the strength of both potential at his position and immediate contribution as a special teams player. As a linebacker made four tackles, one assist and recovered one fumble. As a special teams player was one of the reliable contributors on kick coverage.

**COLLEGE:** Won four letters as linebacker, was Player of the Year and named to the ECAC team following his senior season. Graduated in business management.

**PERSONAL:** Single. Has his own contracting business in New Jersey in the off-season. Earned 12 varsity letters at Bishop Eustace HS, four as a linebacker/tight end in football, four as a basketball forward, and four as a baseball catcher.

#### Professional Record

**GAMES PLAYED:** 1979(16).

**ADDITIONAL STATISTICS:** Recovered one fumble, 1979.

## No. 45 EALTHON PERRY SMITH

### Cornerback



**Birthdate**—Feb. 3, 1952  
**Birthplace**—Greer City, S.C.  
**Residence**—Ft. Collins, Colo.  
**How Acquired**—Trade from St. Louis, 1980  
**College**—Colorado State University  
**High School**—Lincoln, Greer, S.C.  
**Height**—6-1  
**Weight**—190  
**Pro Year**—8th  
**Year with Broncos**—1st

Played the past three seasons with the St. Louis Cardinals after having been a 4th-round choice by the Oakland Raiders in 1973, but a member of the starting defensive backfield at Green Bay from 1973 through 1976. Started for the Cardinals through the 1977 season, but played primarily as the fifth man in the so-called "nickel" defense in 1978 and 1979. Did start three games in 1978 and four in 1979. Had one interception in 1979, for a return of 22 yds., which brought his career total to 11 for 125 yds. returned. Has had three fumble recoveries. Was one of the NFL interception leaders in 1975 at Green Bay when he took six for 97 yds. and a 16.2 average.

**COLLEGE:** Was JC All-America at Mesa (Ariz.) JC where he played both running back and defensive back before transferring to Colorado State. Played offensive back at CSU, behind Lawrence McCutcheon, before switching to defensive back. Graduated with a degree in political science.

**PERSONAL:** Married, wife's name is Theresa Marie. Works as a mortgage loan banker in Ft. Collins, Colo., in the off-season. Lists racquetball and reading financial research and information as hobbies. At Lincoln HS in South Carolina lettered three times in football, baseball and track (as a sprinter) and once in basketball.

#### Professional Record

##### INTERCEPTIONS

Year	Club	Games	No.	Yds.	Avg.	TD
1973	Green Bay	8		None		
1974	Green Bay	12		None		
1975	Green Bay	14	6	97	16.2	0
1976	Green Bay	13	1	0	0	0
1977	St. Louis	3		None		
1978	St. Louis	16	3	6	2.0	0
1979	St. Louis	9	1	22	22.0	0
TOTALS		75	11	125	11.3	0

**ADDITIONAL STATISTICS:** Recovered one fumble, 1974; returned one kickoff for 10 yards, 1977; recovered two fumbles for 42 yards and returned one punt for no yards, 1978.

## No. 19 FREDERICK (Fred) STEINFORT

### Kicker



**Birthdate**—Nov. 3, 1952  
**Birthplace**—Wetter/Ruhr, West Germany  
**Residence**—Brighton, Mass.  
**How Acquired**—FA, 1979  
**College**—Boston College  
**High School**—Brighton, Mass.  
**Height**—5-11  
**Weight**—188  
**Pro Year**—5th  
**Year with Broncos**—2nd



Was in Bronco training camp as free agent prior to the 1979 regular season, then brought back and activated in the latter stages of the season after Jim Turner was hurt and had to give up kickoff duties. Appeared in only one regular season game, the season finale at San Diego, but did kicking off in both that game and the playoff at Houston. Tried, hit upright and missed a 50-yd. FG in Houston game. Originally a 5th-round draft choice of the Oakland Raiders, spent a brief stint with Detroit (1977) before kicking for Atlanta in 1977 and 1978. Left-footed, soccer-style kicker.

**COLLEGE:** Four-year kicker at Boston College who set a school career scoring mark with 215 pts. on 32 FGs and 119 PATs. Hit a 55-yarder against Tulane in 1974. Played in Coaches All-America Game. Converted 119 of 125 PATs and 32 of 60 FGs in four collegiate seasons.

**PERSONAL:** German born, migrated to U.S.A. in 1965. Played wide receiver, punter and placekicker at Brighton, Mass., HS. Also lettered in basketball, baseball and soccer.

#### Professional Record

Year	Club	CONVERSIONS			FIELD GOALS		
		Games	No.-Att.	Pct.	No.-Att.	Pct.	Points
1976	Oakland	7	16-19	.842	4-8	.500	28
1977	Atlanta	7	13-13	1.000	6-11	.546	31
1978	Atlanta	6	8-9	.889	3-10	.300	17
1979	Denver	1				No Attempts	
NFL TOTALS		21	37-41	.902	13-29	.448	76

## No. 70 DAVID DERALD STUDDARD

**Tackle**



**Birthdate**—Nov. 22, 1955  
**Birthplace**—San Antonio, Tex.  
**Residence**—Austin, Tex.  
**How Acquired**—FA, 1979  
**College**—University of Texas  
**High School**—Pearsall, Texas  
**Height**—6-4  
**Weight**—260  
**Pro Year**—2nd  
**Year with Broncos**—2nd

Originally a 9th-round draft choice of the Baltimore Colts, was waived at the end of the 1978 pre-season training camp. When Whitey Dovell joined Denver as offensive line coach, Denver immediately signed Studdard as a free agent. Not only made the Bronco team, but became starting tackle, a post he held through the 1979 season for all 16 regular-season games and the playoff game. Caught a TD pass from Craig Morton as a tackle eligible in Denver's come-from-behind victory over Seattle in Mile High Stadium last year.

**COLLEGE:** Lettered three years, was an All-Southwest Conference player at the University of Texas. Graduated with degree in physical education.

**PERSONAL:** Married, wife's name is Cecilia. Lists hunting as favored hobby. At Pearsall HS was a three-year football letterman as a TE, lettered three years as basketball center, two as a baseball first baseman and three as a weight man in track and field. Is nephew of Howard Fest, former guard with Cincinnati and Tampa Bay.

#### Professional Record

**GAMES PLAYED:** 1979(16).

**ADDITIONAL STATISTICS:** Caught 2-yd. TD pass vs. Seattle, 1979.

## No. 51 ROBERT CHARLES (Bob) SWENSON

**Linebacker**



**Birthdate**—July 1, 1953  
**Birthplace**—Stockton, Calif.  
**Residence**—Evergreen, Colo.  
**How Acquired**—FA, 1975  
**College**—California  
**High School**—Tracy, Calif.  
**Height**—6-3  
**Weight**—225  
**Pro Year**—6th  
**Year with Broncos**—6th

Returning after a superb 1979 season in which he firmly established himself among the premier linebackers in the NFL. All he did was record 110 tackles, 53 assists (both marks 2nd among all Bronco defenders), nab three interceptions and recover four fumbles, one of which he returned 88-yds. for a TD vs. San Francisco, another of which he lateraled to Louis Wright with the ball eventually winding up with Billy Thompson in the end zone against Kansas City. The 88-yd. return is a Bronco record for "longests," and the four fumble recoveries brought his 5-yr. career total to six. Now has eight interceptions for his career. Had two in the first Seattle game last season, momentum swingers that contributed greatly to the turn-around which brought the Broncos from a 34-10 deficit to an eventual 37-34 win. Has had an interception in the playoff round in each of the last three years. Signed as a free agent in 1975, has not missed a game as a Bronco, now has a consecutive streak of 74 regular-season games. Became a starter as a rookie, has held the job ever since. Now has a career total of eight interceptions in regular season. Won Earl Hartman Award as defensive MVP voted to him by his teammates after the 1979 season. Also made UPI All-AFC 2nd unit.

**COLLEGE:** Lettered three years as a linebacker at the University of California at Berkeley where he was a teammate of other NFL players such as Steve Bartkowski, Wesley Walker and Chuck Muncie. Played rugby. Graduated with a degree in marketing.

**PERSONAL:** Single. Lives in the foothills community of Evergreen near Denver in the off-season. At Tracy HS in Northern California earned two letters as a football linebacker, two as a basketball forward and one as a baseball centerfielder. Lists tennis, racquetball and rugby as hobbies.

#### Professional Record

Year	Club	INTERCEPTIONS				
		Games	No.	Yds.	Avg.	TD
1975	Denver	14	1	4	4.0	0
1976	Denver	14	2	31	15.5	0
1977	Denver	14	1	0	0.0	0
1978	Denver	16	1	0	0.0	0
1979	Denver	16	3	0	0.0	0
NFL TOTALS		74	8	35	4.4	0

**ADDITIONAL STATISTICS:** Recovered one fumble for five yards, 1976; recovered one fumble for four yards, 1978; fumbled once, recovered four fumbles for 88 yards, one touchdown (88 yards vs. San Francisco), 1979.

## No. 36 WILLIAM ALLEN (Billy) THOMPSON

**Safety**



**Birthdate**—Oct. 10, 1946  
**Birthplace**—Greenville, S.C.  
**Residence**—Denver, Colo.  
**How Acquired**—Draft #3, 1969  
**College**—Maryland—Eastern Shore  
**High School**—Sterling HS,  
 Greenville, S.C.  
**Height**—6-1  
**Weight**—200  
**Pro Year**—12th  
**Year with Broncos**—12th

One of the finest defensive backs ever to play the game, Thompson heads into his 12th season with so many figures in the Denver record books that it takes a calculator to chronicle his career. Since being a 3rd-round draft choice out of Maryland State in 1969, he has started 130 consecutive games as a Denver Bronco. He has returned three fumble recoveries for TDs, which ties an NFL record. Has recovered a total of 17 fumbles and has now intercepted 34 passes to have a personal mark of 51 turnovers. His 34 passes intercepted rank 2nd (to Goose Gosoulin's 43) in Bronco history, his 721 yds. in return yardage is the top mark in the record book and his 21.2 per return average tops the Denver records. Continued his superlative play last season with 74 tackles (most of any secondary member), 27 assists, one sack, four interceptions and an opponent fumble recovery—plus having scored on a fumble recovery that originated with linebacker Bob Swenson then went from Swenson to Louis Wright to Thompson in the end zone. Was named All-AFC by UPI. Played in the Pro Bowl and was a consensus All-Pro in 1977 and 1978. As a rookie he led the AFL in both punt and kickoff returns, the only player in the history of that league to do so. Also returned punts and kickoffs earlier in his career. Bronco defensive captain.

**COLLEGE:** At Maryland Eastern Shore (formerly Maryland State) he was selected All-CIAA three years as a defensive back and was MVP in his senior season. As a baseball center fielder he was also All-CIAA for three years. Played in the College All-Star football game. Graduated with a degree in physical education and biology. Selected NAIA All-America twice.

**PERSONAL:** Single. Lists golf, fishing and hunting as hobbies. Was a 12-letter man at Sterling HS in Greenville, S.C. where he won four letters as a quarterback, four as a basketball guard and four as a baseball center fielder. Was student body president.

**COMMENT:** "Steve Foley, Louis Wright, Bernard Jackson, Charlie West, Maurice Harvey—they're family. We help each other and talk to each other. We communicate. So now, when we're out on the football field, we don't have to talk to each other that much. It's automatic." Billy Thompson.

### Professional Record

Year	Club	INTERCEPTIONS					PUNT RETURNS			
		Games	No.	Yds.	Avg.	TD	No.	Yds.	Avg.	TD
1969	—Denver	14	3	92	30.7	1	25	288	11.5	0
1970	—Denver	9	2	65	32.5	0	23	233	10.1	0
1971	—Denver	14	5	83	16.6	0	29	274	9.4	0
1972	—Denver	8	1	4	4.0	0	4	82	20.5	0
1973	—Denver	14	3	96	32.0	1	30	366	12.2	0
1974	—Denver	14	5	105	21.0	1	26	350	13.5	0
1975	—Denver	14	2	97	48.5	0	13	158	12.2	0
1976	—Denver	14		None			6	60	10.0	0
1977	—Denver	14	5	122	24.4	0		None		
1978	—Denver	16	4	0	0.0	0	1	3	3.0	0
1979	—Denver	16	4	57	14.3	0		None		
TOTALS		147	34	721	21.2	3	157	1814	11.6	0

### KICKOFF RETURNS

Year	Club	No.	Yds.	Avg.	TD
1969	—Denver	18	513	28.5	0
1970	—Denver	9	188	20.9	0
1971	—Denver	5	105	21.0	0
1972	—Denver		None		
1973	—Denver	1	25	25.0	0
1974	—Denver	13	325	25.0	0
1975	—Denver		None		
1976	—Denver		None		
1977	—Denver		None		
1978	—Denver		None		
1979	—Denver		None		
<b>TOTALS</b>		<b>41</b>	<b>1156</b>	<b>28.2</b>	<b>0</b>

**ADDITIONAL STATISTICS:** Recovered three fumbles, 1969; recovered one fumble, 1970; recovered two fumbles for 15 yards, 1971; recovered two fumbles for 80 yards and one touchdown, 1973; recovered two fumbles, 1974; recovered three fumbles for 16 yards, 1977; recovered two fumbles for four yards and one touchdown, 1978; recovered two fumbles (one opponent, one Denver) for 28 yards and one touchdown, 1979.

## No. 15 JAMES BAYARD (Jim) TURNER

**Kicker**



**Birthdate**—March 28, 1941  
**Birthplace**—Martinez, Calif.  
**Residence**—Arvada, Colo.  
**How Acquired**—Trade with Jets, 1971  
**College**—Utah State  
**High School**—John Swett HS,  
 Crockett, Calif.  
**Height**—6-2  
**Weight**—215  
**Pro Year**—17th  
**Year with Broncos**—10th

One of the great kickers of all time in professional football. Currently ranks 2nd, behind George Blanda, in NFL scoring after having a strong season in 1979, a season in which he passed a number of milestones in his career—kicked 13 FGs to bring his career total to 304, 2nd only to Blanda's 335; reached a career point total of 1,439, 2nd to Blanda's 2,002, but there are many TDs in Blanda's total. Now has 521 PATs, the 4th player to pass the 500 mark in NFL history. Has never missed a professional game since signing with the Jets in 1964, now has a consecutive streak of 228 games, 130 of those as a Denver Bronco. Broncos' leading career scorer with 742 points; also Jet leading career scorer with 697 points. His 34 FGs for Jets in 1968 is still a league single-season record, and his string of 221 consecutive PATs (stopped in 1974) is 2nd-longest in NFL record book. Once kicked six FGs for the Jets in one game (vs. Buffalo). Hit for three FGs in Super Bowl III, providing margin of victory for Jets over Baltimore. Scored a TD (his first and only as a pro) on a pass reception (from Norris Weese, a 25-yarder) in a Bronco win at Oakland in 1977. Over the years he has:

Played the first game in Shea Stadium—1964 (Jets 30, Broncos 20)

Played in the first Monday night game—Jets vs. Cleveland, 1969.

Played in the first Bronco home Monday night game—vs. Oakland, 1973.

Played on first AFL team to win Super Bowl—Jets vs. Baltimore.

Played in the last two AFL all-star games—1968-69. Still wears the high top shoes that have become his trademark over the years. Last season, in addition to his kicking for points,

he handled Bronco kickoff duties for most of the season until a groin pull took him off of that duty.

**COLLEGE:** Lettered three years as a quarterback at Utah State University, where he was coached by John Ralston, played with such other NFL luminaries as Merlin Olsen, Len Rohde. Attempted only six FGs as a collegian. Played in the Sun Bowl and Gotham Bowl. Graduated with a science degree.

**PERSONAL:** Married, and he and wife, Mary Kay, are parents of three daughters, Lisa ('68), Christine ('69) and Alison ('76). Very active in community projects, he has served as Jefferson County Cancer Crusade chairman, been involved in the NFL's United Way program, worked with Ronald McDonald House fund raising efforts in the Denver area and was one of three Broncos invited to a White House prayer breakfast with President and Mrs. Ford in 1976. Excellent racquetball player, lists reading, bicycling and woodworking as hobbies. Is sales representative for Integrated Electronics in the off-season.

**COMMENT:** "Age is relative. If a guy takes care of himself and is fortunate enough to play for mature people who understand that it is human to miss one, he can play for a long time. I'm very fortunate to play for Red Miller, who knows that no one is perfect and that mistakes are going to be made. But age is relative. I just want to try my best to contribute to the total team structure." Jim Turner.

#### Professional Record

Year	Games	CONVERSIONS		FIELD GOALS			Total Points
		No.-Att.	Pct.	No.-Att.	Pct.	Long	
1964 (Jets)	14	33-33	1.000	13-27	.481	50	72
1965	14	31-31	1.000	20-34	.588	49	91
1966	14	34-35	.971	18-35	.514	48	88
1967	14	36-39	.923	17-32	.531	48	87
1968	14	43-43	1.000	34-46	.739	49	145
1969	14	33-33	1.000	32-47	.680	50	129
1970	14	28-28	1.000	19-35	.542	42	85
1971 (Broncos)	14	18-18	1.000	25-28	.657	49	93
1972	14	37-37	1.000	20-29	.689	49	97
1973	14	40-40	1.000	22-33	.667	50	106
1974	14	35-39	.897	11-21	.523	43	68
1975	14	23-28	.821	21-29	.724	53	86
1976	14	36-39	.923	15-21	.714	47	81
1977	14	31-34	.912	13-19	.684	48	76
1978	16	31-35	.886	11-22	.500	45	64
1979	16	32-34	.941	13-21	.619	49	71
Bronco Total	130	283-304	.947	151-233	.648	53	742
Career Total	228	521-546	.954	304-489	.622	53	1439

**ADDITIONAL STATISTICS:** Completed two of four passes for 25 yards, 1967; fumbled once, 1969; threw one interception, 1973; recovered one fumble, 1974; caught one pass for 25-yard TD, 1977; caught one pass for minus four yards, 1978; caught one pass for six yards, 1979.

## No. 80 RICKIE (Rick) UPCHURCH

### Wide Receiver



**Birthdate**—May 20, 1952  
**Birthplace**—Toledo, Ohio  
**Residence**—Englewood, Colo.  
**How Acquired**—Draft #4b, 1975  
**College**—Minnesota  
**High School**—Springfield HS, Holland, Ohio  
**Height**—5-10  
**Weight**—180  
**Pro Year**—6th  
**Year with Broncos**—6th

Established himself as one of the premier wide receivers in the NFL with last season's performance in which he led Bronco

receivers with 64 catches for 937 yds. and seven TDs, which was good enough to rank ninth in the NFL, fifth in the AFC. After having alternated with Jack Dolbin in previous seasons and early in 1979, he took over as the starter and immediately made it obvious he was ready. Best game of the season, and his best as a professional receiver, came against Kansas City (10/14/79) when he caught eight for 72 yds. and one TD. Best yardage day was 95 (on six receptions) against New Orleans (11/4/79). The year brought his career receptions to 123 (he had 59 total going into 1979) for 2,168 yds. and 13 TDs. His career per catch average is a good 17.6 yds. Almost incidental to his outstanding performance as a receiver was the fact that, during the 1979 season, he became the NFL's all-time leading punt returner returning 30 for 304 yds. to give him career marks of 183 returns, 2,288 yds. and six TDs. His punt return average is 12.5 for the career. In becoming the league's all-time leader in punt returns, he surpassed Emlen Tunnel, who had established his mark over a 14-year career. Rick did it in five. Longest reception last year was 47 yds. against Cincinnati. Longest reception of his career was a 90-yd. TD against Kansas City in the first game of his rookie year. NFLPA Rookie of the Year in '75; also made all all-rookie teams of that year. Led the NFL in punt returns in 1976, a year he tied NFL records for punt returns for TDs in a season (4) and in a game (2). His 67-yd. kickoff return in Super Bowl XII is a Super Bowl record. Returned five kickoffs for 79 yds., rushed three times for 17 yds. and threw one unsuccessful pass in his busy 1979 season. Because of his emergence as an outstanding receiver, it is anticipated his kick return duties will be lessened this season. **NOTE**—As a rookie had a first-game performance that must be noted:

Caught three passes for 153 yds., among them a 90-yd. TD. Had 88 yds. on three kickoff returns, 30 yds. on a punt return and 13-yds. on a flanker reverse. At game's end he had totaled 284 yds. in handling the ball eight times, an average of 35.5 per touch. An NFL record.

**COLLEGE:** Played running back in college, two seasons at the University of Minnesota and two seasons at Indian Hills Community College, earning two varsity letters at each school. Was also a sprinter and long-jumper, again earning two varsity letters at each school. Majored in business administration. Played in the Hula Bowl.

**PERSONAL:** Married, wife's name is Diana, and they are parents of son Sharif (10/12/79) and daughters Stacie (2/26/69) and Richelle (8/8/70). Rick works as a health club instructor in the off-season. At Springfield HS in Holland, O. earned two varsity letters as a football running back, two as a basketball guard and four as a sprinter and long jumper.

**COMMENT:** "As far as stats go, whether receiving or punt returns, I check them closely to find out where I can improve. If I can improve, it helps the team. I ask myself 'What did I do wrong?' You have to be critical; it's too easy to be biased for yourself." Rick Upchurch.

#### Professional Record

Year	Club	RUSHING						RECEIVING			
		Games	Att.	Yds.	Avg.	TD		No.	Yds.	Avg.	TD
1975	Denver	14	16	97	6.1	1		18	436	24.2	2
1976	Denver	13	6	71	11.8	1		12	340	28.3	1
1977	Denver	14	1	19	19.0	1		12	245	20.4	2
1978	Denver	12	5	31	6.2	0		17	210	12.4	1
1979	Denver	16	3	17	5.6	0		64	937	14.6	7
TOTALS		69	31	235	7.5	3		123	2168	17.6	13



Year	PUNT RETURNS				KICKOFF RETURNS			
	No.	Yds.	Avg.	TD	No.	Yds.	Avg.	TD
1975—Denver	27	312	11.6	0	40	1084	27.1	0
1976—Denver	39	536	13.7	4	22	514	23.4	0
1977—Denver	51	653	12.8	1	20	456	22.8	0
1978—Denver	36	493	13.7	1	8	222	27.8	0
1979—Denver	30	304	10.1	0	5	79	15.8	0
TOTALS	183	2298	12.5	6	95	2355	24.7	0

**ADDITIONAL STATISTICS:** Recovered one fumble, 1975; recovered three fumbles, 1976; recovered two fumbles, 1977; fumbled twice, 1978; passed once (incomplete), fumbled five times, recovered one fumble, 1979.

## No. 81 STEPHEN ROSS (Steve) WATSON

*Wide Receiver*



**Birthdate**—May 28, 1957  
**Birthplace**—Baltimore, Md.  
**Residence**—Newark, Del.  
**How Acquired**—FA, '79  
**College**—Temple University  
**High School**—St. Marks, Wilmington, Del.  
**Height**—6-4  
**Weight**—195  
**Pro Year**—2nd  
**Year with Broncos**—2nd

Another Bronco free agent "find" for whom there are high hopes. Did an outstanding job on special teams last season and filled in very well for an ailing Rick Upchurch in the latter stages of the season, especially against Buffalo, a game in which he made a key catch to keep a drive alive and enable the Broncos to win the game. In all, caught six passes for 83 yds. for the season. Blocked a kick.

**COLLEGE:** Was a four-year letterman at wide receiver for Temple and selected to the All-East team. Played in the East-West Shrine Game after his senior season. Also won three letters and two conference championships as a long jumper.

**PERSONAL:** Single. Lists hunting and art as hobbies. Was a nine-letterman at St. Mark's HS in Wilmington, Del., winning three in football, three as a basketball guard and three as a long jumper and sprinter in track.

### Professional Record

Year	Club	RECEIVING				
		Games	No.	Yds.	Avg.	TD
1979—Denver		16	6	83	13.8	0
TOTALS		16	6	83	13.8	0

## No. 14 NORRIS LEE WEESE

*Quarterback*



**Birthdate**—Aug. 12, 1951  
**Birthplace**—Baton Rouge, La.  
**Residence**—Englewood, Colo.  
**How Acquired**—FA, 1976  
**College**—Mississippi  
**High School**—Chalmette, La.  
**Height**—6-1  
**Weight**—205  
**Pro Year**—5th  
**Year with Broncos**—5th

Had the starting QB job won going into the regular season last year until a knee injury forced him to the sidelines. Started six games before the injury stopped him, but by the time he was able

to return to fullscale action, Craig Morton was going well and Weese was never able to displace him. A talented, versatile athlete, Weese is as noted for his running ability and leadership qualities as for his passing, but never-the-less has the current Bronco record for career passing percentage (57%) on 143 completions in 251 attempts for 1,887 yds. and seven TDs. Versatility is displayed by his rushing figures. He has carried 69 times for 362 yds. for a good 5.2 yd. average. He has scored five rushing TDs, three coming last year, two against Atlanta. In 1976, his first with the Broncos, he punted 52 times and averaged 35.6 yds. per try. Best day in 1979 came against Atlanta when he completed 13 of 21 for 215 yds. Also had a 200-yd. plus day in the season's opener when he hit 13 of 20 for 202 yds. Best day of his Bronco career was in 1978 when he completed 17 of 22 for 228 yds. and two TDs in season finale against Pittsburgh. Also holds for field goal kickers. Originally drafted by the Rams in '74, he opted for Hawaii of the WFL. Played there a year before signing with Denver as a free agent.

**COLLEGE:** Had a fine career as QB at the University of Mississippi winning three letters as a three-year starter. Played in the East-West Shrine Game, Coaches All-America Game and was MVP in the Hula Bowl after senior season. Was named to the Academic All-Southeast Conference team. Was a four-year letterman catcher at Mississippi and was named All-Conference and All-America in baseball. Graduated with a degree in accounting and now has a Masters in the field.

**PERSONAL:** Married. He and wife, Sandra, are the parents of three children, son Jacob Andrew ('75), and daughters Melissa Lee ('76) and Andrea Lee ('79). Norris is a CPA in the off-season and owns a corporation which develops, manufactures and markets sports training equipment. Lists golf and reading as his hobbies. Was a nine letter man at Chalmette HS in Louisiana, winning three each in football, basketball and baseball.

### Professional Record

Year	Club	PASSING					Yds.	TD	Int.
		Games	Att.	Comp.	Pct.				
1976—Denver		14	47	24	51.1	314	1	6	
1977—Denver		14	20	11	55.0	119	1	0	
1978—Denver		13	87	55	63.2	723	4	5	
1979—Denver		16	97	53	54.6	731	1	3	
TOTALS		57	251	143	57.0	1887	7	14	

Year	Club	RUSHING				PUNTING		
		Att.	Yds.	Avg.	TD	No.	Yds.	Avg.
1976—Denver		23	142	6.2	0	52	1852	35.6
1977—Denver		11	56	5.1	1	1	38	38.0
1978—Denver		17	48	2.8	1		None	
1979—Denver		18	116	6.4	3		None	
TOTALS		69	362	5.2	5	53	1890	35.7

**ADDITIONAL STATISTICS:** Recovered one fumble, 1976; fumbled three times, 1978; fumbled four times, 1979.

## No. 40 CHARLIE WEST

**Safety**



**Birthdate**—August 31, 1946  
**Birthplace**—Terrell, Texas  
**Residence**—Princeton, Minn.  
**How Acquired**—Trade with Detroit, 1978  
**College**—Texas El Paso  
**High School**—Big Spring, Texas  
**Height**—6-1  
**Weight**—195  
**Pro Year**—13th  
**Year with Broncos**—3rd

Classy, crafty veteran moving into his 13th season after having been a 2nd-round draft choice of the Minnesota Vikings in the 1968 draft. Spent six seasons with the Vikings before being traded to the Detroit Lions prior to the 1974 season. Broncos acquired him from the Lions prior to the 1978 regular season. Served as a backup in 1978 but became a starter last year when Bernard Jackson was injured. Started seven games, had one interception for 26 yds., recorded 37 tackles, 22 assists and recovered an opponent fumble. During years with Minnesota and Detroit was also a punt and kickoff returner. Had a 98-yd. punt return as a rookie to tie the NFL record. Best professional season was in 1971 as a Viking when he intercepted seven passes and led the club in kickoff and punt returns. Also spent the 1968 baseball season playing in the Cincinnati Reds organization. He was an outfielder.

**COLLEGE:** Won 10 letters at the University of Texas at El Paso where he was one of that school's greatest athletes. Earned four letters as a wide receiver and safety, and was named All-America by Sporting News, in football. Played in the 1966 and 1967 Sun Bowl games, both of which were won by UTEP. Earned two letters as a basketball guard and four as an outfielder and catcher in baseball. Graduated with a degree in business administration.

**PERSONAL:** Married, wife's name is Barbara. They have two children, son Michael (8/20/66) and daughter Sandra (8/23/70). The family lives in Princeton, Minn., in the off-season where Charlie owns a tree farm. Lists leather craft and photography as hobbies.

### Professional Record

INTERCEPTIONS						PUNT RETURNS					
Year	Club	Games	No.	Yds.	Avg.	TD	No.	Yds.	Avg.	TD	
1968	—Minnesota	14		None			20	201	10.1	1	
1969	—Minnesota	14		None			39	245	6.3	0	
1970	—Minnesota	14	1	0	0.0	0	29	169	5.8	0	
1971	—Minnesota	14	7	236	33.7	0	18	94	5.2	0	
1972	—Minnesota	14	3	7	2.3	0	16	111	6.9	0	
1973	—Minnesota	5		None			1	0	0.0	0	
1974	—Detroit	13	1	0	0.0	0	6	32	5.3	0	
1975	—Detroit	14		None			22	219	10.0	0	
1976	—Detroit	14	1	0	0.0	0	3	9	3.0	0	
1977	—Detroit	13	1	7	7.0	0		None			
1978	—Denver	16		None			3	20	6.7	0	
1979	—Denver	16	1	26	26.0	0	1	-1	-1.0	0	
NFL TOTALS		161	15	276	18.4	0	158	1099	6.9	1	

### KICKOFF RETURNS

Year	Club	No.	Yds.	Avg.	TD
1968	—Minnesota	22	576	26.2	0
1969	—Minnesota	9	240	26.7	0
1970	—Minnesota	11	319	29.0	0
1971	—Minnesota	25	556	23.2	0
1972	—Minnesota	9	196	21.8	0
1973	—Minnesota	3	104	34.7	0
1974	—Detroit	4	71	17.8	0
1975	—Detroit	2	41	20.5	0
1976	—Detroit		None		
1977	—Detroit		None		
1978	—Denver	1	24	24.0	0
1979	—Denver		None		
NFL TOTALS		85	2127	25.0	0

**ADDITIONAL STATISTICS:** Recovered one fumble, 1971; recovered two fumbles for 26 yards, 1972; recovered one fumble, 1974; recovered one fumble, 1979.

## No. 20 LOUIS DONNEL WRIGHT

**Cornerback**



**Birthdate**—Jan. 31, 1953  
**Birthplace**—Gilmer, Texas  
**Residence**—Bakersfield, Calif.  
**How Acquired**—Draft #1, 1975  
**College**—San Jose State  
**High School**—Bakersfield, Calif.  
**Height**—6-2  
**Weight**—200  
**Pro Year**—6th  
**Year with Broncos**—6th

Number one draft choice by the Broncos out of San Jose State in 1975, Wright has lived up to that judgement in every way. He is now recognized as one of the very best cornerbacks in the NFL, that attested to by the facts that he has been a unanimous All-Pro selection and has been in the Pro Bowl for the past three seasons. Does not have much opportunity to amass interceptions because opposing QBs don't try his area often, but he did take two last season and returned them for 20 yds. to make his five-year career totals nine interceptions for 191 yds., a 21.2 average. He also had 73 tackles and 17 assists. Scored the 2nd TD of his professional career when he ran 78 yds. after a lateral from Randy Gradishar, who recovered a fumble against Buffalo. Wright has now started 71 consecutive regular-season games for the Broncos. Has recorded a 4.4 second time in the 40-yd. sprint.

**COLLEGE:** Had an outstanding two-year career at San Jose State, after transferring from Bakersfield JC, lettering twice at defensive back and capping his career by playing in the East-West Game and the College All-Star Game. Also won two letters as a 9.6 sprinter in the 100, posted a 21.2 time in the 220, a 47.6 in the 440 and had a long jump of 25-7. Was an All-Coast football selection. Majored in business management.

**PERSONAL:** Married, wife's name is Vicki and they have a daughter, Summer Marie (3/12/79). At Bakersfield HS, Louis played wide receiver and defensive end in earning two varsity letters and was a sprinter-long jumper to win two track letters.


**COMMENT:** "Every defensive back knows he's going to get beat sometime, but you still have to look at it like you're the best cornerback there is and that you won't let it happen again. At my position, you better think you're pretty good or you're just not going to be able to play there. Confidence is the most important thing." Louis Wright.

### Professional Record

INTERCEPTIONS						
Year	Club	Games	No.	Yds.	Avg.	TD
1975	—Denver	10	2	9	4.5	0
1976	—Denver	14	0	32	—	0 (yds. on lateral)
1977	—Denver	14	3	128	42.7	1
1978	—Denver	16	2	2	1.0	0
1979	—Denver	16	2	20	10.0	0
TOTALS		71	9	191	21.2	1

**ADDITIONAL STATISTICS:** Recovered one fumble for four yards, 1975; recovered one fumble, 1976; recovered two fumbles, 1978; recovered one fumble for four yards, ran 78 yards for TD after lateral from Gradishar, blocked one kick, 1979.

## ROOKIES, FIRST-YEAR PLAYERS



Dave Studdard

## 1980 DRAFT CHOICES

### KEITH BRYAN BISHOP C

Baylor

6-3, 260 DOB: March 10, 1957  
Draft Choice #6



One of the most impressive physical specimens to join the Broncos this year, he paced all offensive linemen in several departments in May mini-camps... Ran a 4.8 forty and pressed his weight 17 times, both tops among newcomers... Began college career at Nebraska, where he played for two years before transferring to Baylor... Sat out 1977 season as a transfer, then started every game at center in 1978... Elected a tri-captain for 1979, he suffered a knee injury in first game, missed rest of campaign... Born in San Diego, California, he went to Midland Lee High School in Midland, Texas, where he lettered twice each in football and baseball... Married (Mary), hobbies are hunting, fishing, and photography.

### GREGORY LEE (Greg) BRACELIN LB

California

6-1, 218 DOB: April 16, 1957  
Draft Choice #9



A standout player defensively and on special teams in college, he played four varsity seasons for the California Golden Bears... Converted from strong safety to linebacker in spring of 1977, he quickly became starting player... Had three career interceptions at Cal, which he entered after brilliant prep career at DeAnza H.S. in Richmond, Calif... Has excellent speed, as indicated by 4.74 forty in mini-camp, best among linebackers... Was a three-letter man and All Pacific-10 and All-West Coast while at Cal... Capped college career with appearance in the Japan Bowl... A native of Lawrence, Kansas, he earned three letters each in football and basketball and four in baseball at DeAnza, where he rushed for 1,000 yards as senior, earning prep All-America honors... Chosen Northern California High School Defensive Player of the Year in 1974... Earned degree in social science from Cal in spring 1980... Single, hobbies are water and snow skiing.



**LARRY BEN CARTER DB****Kentucky**

5-11, 185 DOB: October 24, 1957  
Draft Choice #3



An outstanding college cornerback and return specialist, he finished second in Southeastern Conference and was ranked nationally as a punt return man in 1978... A quick, agile player who comes up quickly to force the run, and was a star on special teams in college... 1979 highlight was 60-yard punt return TD... Had return TDs of 88 and 73 yards, along with 12.2 average, as a junior... Redshirted in 1976... Made Sporting News Honorable Mention All-America in '79, as well as making Associated Press All-SEC second team... Played in the Hula Bowl... Was Kentucky's punt return leader in both '78 and '79, setting school record with the two '79 TDs... Had 11 career interceptions, including five in '78, ranking third in the SEC... Averaged 9.2 yards per punt return in Kentucky career... Born in Englewood, Tennessee, he went to McMinn Central H.S. in Etowah, Tennessee, where he was captain on teams that compiled 26-4 record... Earned three HS letters each in football, baseball, and basketball, and one in golf... Went to Kentucky as quarterback, transferred to wide receiver, before finding niche as outstanding defender... Single, enjoys cliff diving and white-water rafting.

**DON COLEMAN WR****Oregon**

6-1, 190 DOB: October 24, 1951  
Draft Choice #8



A world-class sprinter who played football in college for the first time as a junior at Oregon. Showed his great athletic skills with 4.48 forty time and 35-inch vertical jump in May mini session... Transferred there for track, in which his record is brilliant... An All-America in track in 1979, he placed third in the NCAA 200 meters and was second in the national Amateur Athletic Union championships... Won three gold medals in Soviet Spartakade in Moscow in 1979... Played two seasons of varsity football at Oregon, catching 13 passes for 22.1 yard average... Carried the ball on reverses nine times for 15.0 average... Most notable college game was 19-14 Oregon win over Cal in '79, in which he caught 60-yard pass for winning TD... Born in Shelbyville, Kentucky... Went to Shawnee H.S. in Louisville, Kentucky... A first cousin of former NFL wide receiver Bernie Casey... Married (Levernis), hobbies are photography and collecting jazz albums.

**PHILLIP ALAN (Phil) FARRIS WR****North Carolina**

6-1, 195 DOB: October 18, 1958  
Draft Choice #11



Another speedster drafted as a wide receiver prospect... Ran a 4.48 forty in mini camp, tying Coleman as fastest players tested in May... Has fine athletic skills, good pass catcher... Caught one TD pass in each of North Carolina's first four '79 games, including two 43-yards, then capped season with 12-yard reception for the winning TD in Carolina's Gator Bowl victory over Michigan... Also returned five kickoffs for 134 yards, a 26.8 average... A three-letter winner in college, he was a halfback in his first two college seasons, then was shifted to the secondary before finding a home at wide receiver... Played for the Tar Heels in the '76 Peach Bowl, the '77 Liberty Bowl, and in the '79 Gator Bowl... Born in Charlotte, North Carolina, he went to Langdon H.S. in Langdon, North Dakota, where he earned ten letters, including four in track and field... Voted the outstanding amateur athlete in North Dakota as a senior, all-state in football and basketball, and was state track champion in four events that year... Single, hobbies are TV, movies, and sports.

**MICHAEL (Mike) HARDEN S****Michigan**

6-0, 188 DOB: February 16, 1958  
Draft Choice #5a



Defensive backfield prospect whose college reputation is one of being a sure tackler who is always around the ball... Led Michigan defensive backs in total tackles as a senior with 50... Seven career interceptions in four-letter career for Wolverines... All-Big Ten in '78 and '79, closing out college play in Japan Bowl... Returned 24 punts for 177 yards (7.4 average) in college... Born in Memphis, Tennessee, went to Detroit Central H.S., where he earned 12 letters, four each in football, basketball, and track and field... Has graduated from Michigan with degree in social studies... Single, hobbies include traveling, sports cars, and plants.

**JOHN JEFFERY HAVEKOST G****Nebraska**

6-3, 245 DOB: December 15, 1956  
Draft Choice #7



Extremely strong offensive lineman who boosted his weight 35 pounds in past three years, and in '79 helped power Nebraska's rushing attack to an average of 345.1 yards per game... Considered excellent technician, made All Big Eight and Associated Press Honorable Mention All-America last year... Also made AP All-America Strength Team and was named Nebraska's "Co-

Weightlifter of 1979" by teammates... Benchpresses 370 pounds and holds Cornhuskers' all-time leg sled record of 950 pounds... Redshirted in '76... Born in Fremont, Nebraska, graduated from Scribner High School in Scribner, Nebraska.

**RULON KENT JONES DE Utah State**

6-6, 260 DOB: March 25, 1958  
Draft Choice #2



Denver's first pick in the 1980 college draft, he is an excellent mix of size, speed, agility, and strength... Massive frame on this four-year starter and letterman for the Aggies... Durable, he missed just one game due to injury in four years... '79 honors included second team AP and NEA All-America, as well as UPI honorable mention All-America... Was first team All-Pacific Coast Athletic Association and was PCAA Defensive Player of the Year as well... '79 superlative was game against Fresno State, in which he recorded 15 tackles and three quarterback sacks, earning PCAA Co-Defensive Player of the Week honors for his performance... Made first team All-PCAA in '78 as well... Capped outstanding college career with appearances in the East-West Shrine Game and the Senior Bowl... Born in Salt Lake City, went to Weber High School in Ogden, Utah... Earned two letters each in football and basketball as a prepster... Married (Kathy), one son (Garrett, born 4/4/78)... Hobbies are hunting and fishing.

**RICK PARROS RB Utah State**

5-11, 202 DOB: June 14, 1958  
Draft Choice #4



A tough, hard-working back who knows how to utilize his blockers, he rushed for 3,621 yards in four years of college... A reliable receiver who caught 70 passes in Aggie career... '79 game superlatives: 35 carries for 208 yards and three TDs vs. Weber State, 194 yards on 26 attempts against Utah, and 38 carries for 168 yards and one score vs. Fresno State... Career highlight: a school record 252 yards against Fresno State in '78... The all-time school rushing leader, he scored 27 touchdowns and twice had 1,000-yard campaigns (1,135 in '77, 1,236 as a senior)... In '79 he was first in the PCAA in rushing, all purpose running, and in scoring with 15 TDs... Made AP Honorable Mention All-America and first team All-PCAA in both '78 and '79... '79 postseason: leading rusher in Blue-Gray game (15 for 65) and in the Senior Bowl (12 for 64), attracting the attention of pro scouts

with the latter performance... Exceptionally strong back who established new Bronco record by pressing body weight 31 times in May mini session... Born in Brooklyn, New York, he graduated from Granite H.S. in Salt Lake City... A six-letter man in high school... Single, hobbies include water skiing, music, and afghan hounds.

**VIRGIL LeVAN SEAY WR/Rtn Specialist Troy State**

5-7, 180 DOB: January 1, 1958  
Draft Choice #10



Diminutive, but fast and very strong for his size, he will compete for a spot on the Broncos as a kick return specialist... Impressed with speed and strength in May Mini-camps, running a 4.52 forty and posting a 35-inch vertical jump to tie Coleman... Good hands and judgement on ball... Quickness and acceleration are big pluses... Tough and durable, he started as a wide receiver at Troy State, where he averaged 22.9 per catch on 14 receptions in '79... Returned 22 punts for 326 yards, a 16.2 average and two touchdowns, and returned 12 kickoffs for 315 yards, a 26.2 average and one TD in '79... Had 965 all-purpose yards at Troy State as a senior... A two-letter man in college, he earned All-Gulf South Conference honors... Born in Moultrie, Georgia, and graduated from Moultrie H.S., where he earned seven letters, three in football, two as a forward in basketball, and two in track and field... Single, and lists table tennis, pool, basketball, and music as hobbies.

**LAVAL HOWARD SHORT, JR. DT Colorado**

6-3, 250 DOB: September 29, 1958  
Draft Choice #5b



A four-season letterman at Colorado who has tremendous power to clog up the middle as a nose tackle... Strong, benches 450 pounds... Quick off the mark, has run a 4.85 forty... Super vs. the run in college, as indicated by school record 373 tackles in four years, including team-high totals of 86 in '77 and 108 in '78... Posted a Colorado club high of nine QB sacks and an average of 12.4 tackles a game last year... Senior season superlatives: 18 tackles (13 solo) vs. Indiana, 18 against Oklahoma State, three QB sacks vs. Kansas... Was a Football News second team All-America in '78, made UPI Honorable Mention All-Big Eight in '79 and played in the Blue-Gray Game as well... Born in Nashville, Tennessee, he attended Denver East H.S. before transferring to Columbine H.S. in Littleton, Colorado, where he earned three letters

each in football and track ... All-everything in high school football, including All-America honors ... Played fullback, tackle, guard, and linebacker in high school ... Single.

## BRONCOS 1980 DRAFT

Round	Player	Pos.	Ht.	Wt.	School
1	Traded to New York Jets for QB Matt Robinson				
2	Traded to New York Jets for QB Matt Robinson				
2	Rulon Jones	DE	6-6	260	Utah State
3	Larry Carter	DB	5-11	185	Kentucky
4	Rick Parros	RB	5-11	202	Utah State
5a	Mike Harden	S	6-0	188	Michigan
5b	Laval Short	DT	6-3	250	Colorado
6	Keith Bishop	C	6-3	260	Baylor
7	John Havekost	G	6-3	245	Nebraska
8	Don Coleman	WR	6-1	190	Oregon
9	Greg Bracelin	LB	6-1	218	California
10	Virgil Seay	WR	5-7	180	Troy State
11	Phil Farris	WR	6-1	195	North Carolina
12	Traded to Baltimore for RB Don Hardeman				

## 1980 FREE AGENTS

(1) after the player's name indicates player has been in a previous training camp.

### MIKE MORGAN BAILEY NT Cal Poly (San Luis Obispo)

6-0, 250 DOB: July 25, 1957

Impressive specimen who will compete at nose tackle after a career as a four-year starter at offensive guard for Cal Poly ... Redshirted in '75, began career as full-time player the following year ... Born in Fullerton, California, he graduated from Sunny Hills High School in Fullerton ... An '80 draft eligible ... Graduated from Cal Poly with degree in physical education this past June.

### WALTER BLISSIT (1) RB Mesa College

5-10, 204 DOB: September 17, 1955

Back for a second try with the Broncos after getting a shot as a free agent hopeful last year ... Played at Mesa JC in '75-'76, then had the chance to finish college career there after Mesa became four year school ... Completed college eligibility in '78 ... Born in Ann Arbor, Michigan, graduated from Pioneer H.S. in Ann Arbor.

### WILLIE EUGENE BOLDEN TE Bishop

6-2, 230 DOB: December 2, 1956

Showed good pass-catching ability in May mini-camps with Broncos ... A four-letter man as a tight end at Bishop, earning All-America Honorable Mention ... Has graduated with a degree in marketing ... Born in Houston, Texas and earned eight letters at Evan E. Worthing H.S. in Houston (lettered three times in football and track, twice in basketball) ... An '80 draft eligible ... Hobbies include music and basketball.

### RANDY BROWN LB Mesa College

6-1, 212 DOB: December 11, 1956

Comes to the Broncos from Mesa College in Grand Junction, where he played in 1979 ... Began college career at Arizona Western JC, then transferred to the University of Nevada at Las Vegas for the '76 campaign, before concluding career at Mesa ... Redshirted in '78 ... Born in Phoenix, Arizona, and graduated from Phoenix Union H.S. ... An '80 draft eligible.

### DWIGHT ALLEN CRUMP WR Cal Poly (San Luis Obispo)

6-0, 192 DOB: November 28, 1957

A California native who was born in Madera and graduated from Madera H.S., where he played tackle, defensive back, and wide receiver ... Strictly a wide receiver during four-year career at Cal Poly ('76-'79) ... Brother of Dwayne Crump, defensive back for the St. Louis Cardinals from 1973-'76 ... An '80 draft eligible.

### RONNIE MITCH CULLINS (1) CB Colorado

5-11, 186 DOB: November 19, 1956

A fine college cornerback at the University of Colorado in '77-'78, he comes to the Broncos for a trial at cornerback after being cut by the Washington Redskins during their '79 training camp ... Good athlete ... Began college career at Notre Dame, where he played in '74-'75, before transferring to CU, where he was redshirted in '76 ... Born in Warren, Ohio, graduated from Warren Harding H.S. in Warren ... Married (Willette), two children.

### THOMAS LLOYD (TOM) DAVIS (1) C Nebraska

6-1, 246 DOB: July 31, 1955

New to the Broncos, but not new to pro football, he had trials with the Oakland Raiders in '78-'79 and played for the Toronto Argonauts in '78-'79, also seeing action for the Ottawa Roughriders in '79 ... Has played all offensive line positions in the Canadian League ... Competing for a spot at center with Denver ... Born in Omaha, Nebraska, graduated from Omaha North H.S. ... Played at Nebraska from '73-'77, with '74 being a redshirt season.

### MIKE WILLIAM DITCHFIELD K Bradford University (England)

5-9, 176 DOB: June 22, 1957

An English native with a very strong leg, he comes to his first NFL trial with a background exclusively in soccer ... A part-time soccer coach at Penn State in '79, he is a soccer veteran at the age of 23 ... Turned professional in England at 17 and played until age 20 ... A goalkeeper for the English Youth Team, the equivalent of an Olympic team, he holds English and American coaching licenses for soccer and also was certified to coach badminton, basketball, cricket, and swimming in England ... Born in Lancashire, England, he attended Darwen Moorland H.S. and holds a physical education degree from Bradford ... Hobbies include golf, cricket, and working with the special olympics.



**DENNIS ANTHONY DUNN S Yale****6-0, 193 DOB: January 11, 1957**

A Colorado native who is making the switch from quarterback to safety in the Broncos' camp ... Born in Aurora, he graduated from Highland H.S. in Thornton, Colorado in '75 ... Began college career at Montana State, where he played in '75-'76 before transferring to Yale ... Redshirted in '77, he quarterbacked Yale in '78-'79 ... Was a member of Montana State's NCAA Division II champions in '76 ... Highland highlights: was All-State and All-Metro football player as a senior, named Skyline League MVP while playing on championship team; All-Conference in track; captained both football and track teams, also played basketball ... Has degree from Yale ... An '80 draft eligible.

**THOMAS ALLEN (Tom) EBNER S Houston****6-0, 200 DOB: August 12, 1957**

Split his college career between North Carolina State ('75-'76) and the University of Houston ('78-'79) with '77 a redshirt year at Houston ... Played strong safety for entire college career ... Born in Dallas, Texas, attended St. Mark's H.S. in Dallas, where he was a running back and linebacker ... Marketing major at Houston ... '80 draft eligible.

**THOMAS DANIEL (Tom) FORMICA T Colorado State****6-4, 255 DOB: December 20, 1956**

A star local player in '78-'79 at Colorado State, he earned All-Western Athletic Conference honors and Honorable Mention All-America last year at right tackle for the Rams ... Played in the Blue-Gray Game ... Transferred to CSU from Golden West JC, where he played in '76-'77 ... Born in Philadelphia, Pennsylvania, grew up in California and graduated from Newport Harbor H.S. in Newport Beach ... A strong player regarded as an excellent athlete with a good chance to compete ... The first '80 draft eligible player to sign with Denver as a free agent ... Plays the guitar.

**TIMOTHY EUGENE (Tim) GERHART LB Lafayette College****6-3, 220 DOB: October 14, 1958**

A four-year player as a defensive end-defensive back at Lafayette, will try to make the adjustment to linebacker in the pros ... Graduated from Lafayette in June '80 ... Born in Mt. Pleasant, Pennsylvania, went to Mt. Pleasant H.S., where he played quarterback, running back, linebacker, and defensive back ... An '80 draft eligible.

**STEVEN J. (Steve) GORTZ (1) P Nevada (Las Vegas)****6-2, 202 DOB: May 23, 1956**

Comes to the Broncos after a 1979 trial with the Minnesota Vikings ... Had some impressive punts in May mini-camp ... Attended Saddleback JC in '75-'76, transferring to the University of Nevada at Las Vegas, where he played in '77-'79 ... Set a school record for punts in one season with 73 ... Was a team captain at UN ... Best day in college was against Colorado State, when he punted 10 times for a 46.3 average, kicked three extra points and two field goals ... Born in Inglewood, California, graduated from Foothill H.S. in Santa Ana, Calif. ... Married (Alison).

**JERRY HOLLOWAY (1) S Western Illinois****6-3, 235 DOB: July 29, 1956**

A 10th round draft choice of the St. Louis Cardinals in 1979 ... Drafted by St. Louis as a tight end and released in their final cut ... At Western Illinois in '78, had 23 catches for 17.4 average; in '77 caught 30 passes for a 16.4 average. Earned three letters in football in college ... Named All-Illinois as split end ... One of the premier high hurdlers (110 meters) in the country, winning NCAA Division II championship as freshman and finishing second in '78; best time of 13.6 came in senior season ... Fine athletic ability, as indicated by two-sport record ... Born in Brownsville, Tennessee ... Graduated from Rockford East H.S. in Rockford, Illinois.

**JOSEPH A. (Joe) HOMAN G Cal State (Northridge)****6-2, 250 DOB: October 11, 1957**

Signed with the Broncos as result of an invitation-only tryout session held in May ... Four-letter man who earned All-League honors at Cal State ... Born in Santa Barbara, California, and graduated from Wilson H.S. in Long Beach ... Hobbies include sailing, water skiing and snow skiing ... An '80 draft eligible.

**IVORY JOE HUNTER DB Florida State****5-10, 187 DOB: July 8, 1957**

Defensive backfield candidate who played at Florida State from '76 through '79, with '78 a redshirt season ... Graduated from FSU with bachelor's degree in '80 ... Born in Tallahassee, Florida, played wide receiver-defensive back at Leon H.S. in Tallahassee ... '80 draft eligible.

**LEPOLEON INGRAM, JR. (1) DB Cal State (Sacramento)****5-9, 178 DOB: June 17, 1956**

Completed college play at Cal State in '77 and has had several pro stops before Denver ... Has had trials with San Diego and San Francisco, and has played minor league football with the Sacramento Buffaloes ('78) and with the Marysville Cougars ('79) ... Born in Nashville, Tennessee, graduated from Armijo Senior H.S. in Fairfield, California ... Related to Cleveland Browns receiver Ozzie Newsome.

**HARRY LEE (Dickie) JOHNSON (1) CB Southern Colorado****5-10, 175 DOB: March 2, 1957**

A 1979 graduate of Southern Colorado in Pueblo, where he was a stand-out defensive cornerback and kick return specialist from '75-'78 ... A free agent signee of the Kansas City Chiefs in '79, released before their final roster was named ... Earned four letters and Honorable Mention All-America at USC, where he lettered twice in track, also ... Born in Denison, Texas, he went to Wichita Falls H.S., earning eight letters, including four as quarterback of the football team ... A teacher in the off-season ... Hobbies are snow and water skiing, and music.

**JEFF SCOTT KNAPPLE (1) QB Northern Colorado****6-2, 200 DOB: August 27, 1956**

One of the finest high school athletes ever to perform in Colorado, he signed with Denver this spring after having been cut by the Buffalo Bills as a free agent signee in '79 ... A record

setting quarterback at Fairview H.S. in Boulder and at Northern Colorado ... Earned eight letters as a prepster before beginning college career at UCLA ('74), transferring to the University of Colorado in '75; redshirted in '75, he played at CU in '76-'77 before winding up career at UNC in '78 ... Senior season stats: 178 completions in 349 attempts for a .510 percentage, 2,191 yards and 16 touchdowns; finished third in NCAA Division II total offense with an average of 213.2 yards per game ... Born in Wertberg, West Germany ... Took part in Punt, Pass and Kick competition for three years ... Married (Tami).

# **JEFF ALAN LAMB RB**

**Black Hills  
State College**

**6-3, 216 DOB: February 19, 1958**

A quarterback and punter throughout high school and college career, he will try to make the Broncos as a running back candidate ... Played '76-'79 at Black Hills State ... Born in Pierre, South Dakota, went to Sully Buttes H.S. in Onida, S.D. ... An '80 draft eligible.

# **CLEOETHA MONTGOMERY (1) WR/Rtn Specialist Abilene Christian**

**5-8, 183 DOB: July 1, 1956**

Brother of Philadelphia Eagles' running back Wilbert Montgomery, he earned a Bronco contract by virtue of impressive showing in invitation-only tryout camp in May ... Waived by the Washington Redskins after a '78 training camp trial ... born in Greenville, Mississippi, attended Greenville H.S. before heading to Abilene Christian, where his brother also played ... College seasons were '74-'77.

# **MICHAEL EDWARD (Mike) O'ROURKE T Western State**

**6-5, 244 DOB: September 27, 1955**

Played all his college football within Colorado, starting out at Adams State College in Alamosa ('73), then transferring to Western State in Gunnison, where he completed his eligibility ('76-'78) ... Born in Mineola, New York, graduated from Westhampton Beach H.S. in Westhampton Beach, New York ... A rookie with no previous professional experience.

# **STEPHAN JOYNER (Steve) SENINI (1) WR Nevada (Reno)**

**6-3, 200 DOB: November 2, 1955**

Back for a second shot at the Bronco roster, he was very impressive and was one of the last cuts in Denver's '78 camp, after which he also had a trial with the Calgary Stampeders of the Canadian Football League ... Last year he was the property of the Cleveland Browns, but did not play ... Big and sure-handed, he also has played some tight end ... Born in Sacramento, California, attended Bishop Manogue H.S. in Reno, where he was a seven-letter man ... Earned three letters in college as well as Associated Press All-America mention as a receiver, and also lettered once in baseball ... Completed college play in '77 ... Has degree in social services and corrections, and enjoys hunting, cross-country skiing, and movies ... Grandfather (JoJo White) had 40-year career in pro baseball, and uncle (Mike White) played for the Houston Astros.

# **LARRY MERRILL SHEPARD LB**

**Juniata  
College**

**6-1, 222 DOB: November 25, 1958**

A four-year player at Juniata ('76-'79), he signed with the Broncos just prior to the May mini-camp for first-year men ... Graduated in June with degree in social sciences ... Born in Kittanning, Pennsylvania, graduated from Kittanning H.S. ... An '80 draft eligible.

# **ARTHUR HENRY THOMPSON (Art) SMITH (1) LB**

**Hawaii**

**6-1, 222 DOB: April 20, 1956**

A free agent linebacker prospect who had a shot with the Oakland Raiders in '79 training camp ... A good athlete who had a 34-inch vertical jump to pace all linebackers in that category during mini-camp ... Born in Honolulu, Hawaii, and went to Radford H.S. in Honolulu ... A prep running back who played linebacker, running back, and tight end in college, earning four letters ... Was at Hawaii '74-'78, redshirted in '76 ... Married (Wandalyn), hobbies include surfing, body surfing, and swimming.

# **DARYLE CRAIG TYSON CB Florida A & M**

**6-0, 187 DOB: May 26, 1957**

A four-year player ('76-'79) at cornerback for Florida State, he will compete for a spot in Denver's secondary ... Born in Jacksonville, Florida, attended Ribault Senior H.S. in Jacksonville ... Cousins in pro football: wide receiver Terry LeCount and tight end Derrick Gaffney ... An '80 draft eligible.

# **KEITH TAETAFE UPERESA (1) G Brigham Young**

**6-3, 260 DOB: July 28, 1955**

Very impressive in Denver's '79 camp before sustaining knee injury which put him on the injured reserve list for the entire season ... Impressive size and good quickness ... Was a late cut of the Oakland Raiders in '78 ... A four-letter man at BYU, earned All-Western Athletic Conference and Honorable Mention All-America honors at guard and tackle ... Played in the Blue-Gray and Hula Bowl games following senior season, which was '77 ... Born in Honolulu, Hawaii, attended Punahou H.S. in Honolulu, where he earned 10 letters as a prepster ... Married (Kaipoimanu) ... Charles Ane, Jr. of the Kansas City Chiefs is a cousin ... Hobbies are music, playing the guitar, and body surfing.

# **SCOTT WADE LB South Carolina**

**6-0, 220 DOB: September 5, 1957**

A native of Asheville, North Carolina, he began his college career at North Carolina State ('75-'76), transferring to South Carolina for his final two seasons ('78-'79) ... '77 was redshirt season ... Lettered all four years ... Strong player who had top mark among linebackers in Broncos' "exploder" series, lifting 440 pounds 44 times in May mini session ... Went to McDowell H.S. in Marion, North Carolina ... Has graduated with degree in criminal justice ... An '80 draft eligible ... Hobbies are hunting and backpacking.

# **BILLY RAY WASHINGTON WR East Carolina**

**6-1, 206 DOB: June 6, 1958**

A four-year player ('76-'79) at both wide receiver and tight end for East Carolina ... Born in Jacksonville, North Carolina, attended Jacksonville Senior H.S. ... As a prepster was All-County twice, All-Conference and All-East as a senior ... An '80 draft eligible.

**6-4, 215 DOB: November 29, 1955**

NFL development has been hampered by injury, but he now is healthy and ready to push for a quarterback spot on Bronco roster... A fourth round draft choice of the Kansas City Chiefs in '78, he spent that season on injured reserve, then was released last year... Subsequently picked up by San Francisco and spent part of '79 on the '49ers' injured reserve list before being released... Played college football for Missouri '74-'77, and graduated with degree in English literature... Despite limited playing time, still was named second team All-Big Eight in '77, capping college career with Blue-Gray and Hula Bowl appearances... Made second team All-Conference twice during career, in which he earned three letters, also lettering twice in baseball... Injuries have been a problem for this strong-armed prospect, who suffered strained knee in senior year at Missouri and then suffered another knee injury (torn cartilage) prior to rookie NFL campaign with Chiefs... Born in University City, Missouri, went to University City H.S., where he earned nine letters... His mother, Harriet, now is a Missouri state senator, and his father, Jim, is a retired copy editor of the St. Louis Post-Dispatch... Hobbies include writing, reading, and music, and is preparing for law school in off-season.

## VETERAN ROSTER ANALYSIS

Year	Draft	Trade	Free Agents/Waivers
1969	Bill Thompson - 3		
1970	None		
1971		Jim Turner - Jets	
1972	Riley Odoms - 1	Haven Moses - Bills	
1973	Otis Armstrong - 1		
	Barney Chavous - 2		
	Paul Howard - 3a		
	Tom Jackson - 4		
	John Grant - 7b		
1974	Randy Gradishar - 1	Jon Keyworth - Redskins	Joe Rizzo
	Claudia Minor - 3		
1975	Louis Wright - 1		Jack Dolbin
	Rick Upchurch - 4b		Bob Swenson
	Rubin Carter - 5b		
	Steve Foley - 8		
1976	Tom Glassic - 1		Glenn Hyde
	Larry Evans - 4		Norris Weese
1977	Rob Lytle - 2	Craig Morton - Giants	
	Bill Bryan - 4	B. Jackson - Bengals	Ron Egloff
		Jim Jensen - Cowboys	Brisen Manor
1978	Don Latimer - 1		Rob Nairne
	Vince Kinney - 10	Charlie West - Lions	Larry Canada
			Maurice Harvey
1979	Kelvin Clark - 1		Dave Preston
	Bruce Radford - 3		Ken Brown
	Luke Prestridge - 7		Jim Ryan
			Fred Steinfert
			Dave Studdard
			Steve Watson
*1980		Don Hardeman - Colts	Greg Boyd**
		Lawrence McCutcheon - Rams	Doug Cunningham**
		Emory Moorehead - Giants	Kim Jones**
		Matt Robinson - Jets	Bill Larson**
		Perry Smith - Cardinals	Mark Nichols**
			Golden Richards**

\*Players acquired prior to 1980 training camp.

\*\*Indicates veteran free agent.

## BRONCOS AVAILABILITY CHART

### PLAYER PERSONNEL CHART

(Personnel available as of opening of pre-season training camp)  
1979 Starters listed in CAPS

#### OFFENSE

**Wide Receivers:** HAVEN MOSES, RICK UPCHURCH. Other veterans—Doug Cunningham (FA), Jack Dolbin, Vince Kinney, Emory Moorehead (trade), Golden Richards (FA), Steve Watson. Rookies/first-year men—Don Coleman (D8), Dwight Crump (FA), Phil Farris (D11), Cleotha Montgomery (FA) Virgil Seay (D10), Steve Senini (FA), Billy Washington (FA).

**Tight Ends:** RILEY ODOMS. Other veterans—Ron Egloff, Bill Larson (FA). Rookies/first-year men—Willie Bolden (FA).

**Tackles:** CLAUDIE MINOR, DAVE STUDDARD. Other veterans—Kelvin Clark, Glenn Hyde. Rookies/first-year men—Tom Formica (FA), Mike O'Rourke (FA).

**Guards:** TOM GLASSIC, PAUL HOWARD. Other veterans—Glenn Hyde. Rookies/first-year men—John Havekost (D7), Joe Homan (FA), Keith Uperesa (FA).

**Centers:** BILL BRYAN. Other veterans—Ken Brown. Rookies/first-year men—Keith Bishop (D6), Tom Davis (FA).

**Quarterbacks:** CRAIG MORTON. Other veterans—Matt Robinson (trade), Norris Weese. Rookies/first-year men—Jeff Knapple (FA), Pete Woods (FA).

**Running Backs:** OTIS ARMSTRONG (hb), JON KEYWORTH (fb). Other veterans—Larry Canada (fb), Don Hardeman (fb, trade), Jim Jensen (fb), Kim Jones (fb,FA), Rob Lytle (hb), Lawrence McCutcheon (hb trade), Dave Preston (hb). Rookies/first-year men—Walter Blissit (hb, FA), Jeff Lamb (hb, FA), Rick Parros (hb, D4).

#### DEFENSE

**Ends:** BARNEY CHAVOUS, BRISON MANOR. Other veterans—Greg Boyd (FA), John Grant, Bruce Radford. Rookies/first-year men—Rulon Jones (D2).

**Tackles:** RUBIN CARTER. Other veterans—John Grant, Don Latimer. Rookies/first-year men—Mike Bailey (FA), Laval Short (D5b).

**Outside Linebackers:** TOM JACKSON, BOB SWENSON. Other veterans—Larry Evans, Ron Nairne, Mark Nichols (FA), Jim Ryan. Rookies/first-year men. Greg Bracelin (D9), Randy Brown (FA).

**Inside Linebackers:** RANDY GRADISHAR, JOE RIZZO. Other veterans—Larry Evans, Rob Nairne, Mark Nichols (FA). Rookies/first-year men—Tim Gerhart (FA), Larry Shepard (FA), Art Smith (FA), Scott Wade (FA).

**Cornerbacks:** STEVE FOLEY, LOUIS WRIGHT. Other veterans—Perry Smith (trade). Rookies/first-year men—Ronnie Cullins (FA), Dickie Johnson (FA), Daryle Tyson (FA).

**Safeties:** BERNARD JACKSON (fs), BILL THOMPSON (ss). Other veterans—Maurice Harvey, Charlie West. Rookies/first-year men—Larry Carter (D3), Dennis Dunn (FA), Tom Ebner (FA), Mike Harden (D5a), Jerry Holloway (FA), Ivory Hunter (FA), Lepoleon Ingram (FA).

**Kicker:** JIM TURNER. Other veterans—Fred Steinfert. Rookies/first-year men—Mike Ditchfield (FA).

**Punter:** LUKE PRESTRIDGE. Other veterans—None. Rookies/first-year men—Steve Gortz (FA).



# DENVER BRONCOS VETERAN ROSTER


No.	Name	Position	Height	Weight	NFL Exp.	Birthdate	Birthplace	College	Residence	Games in '79
24	Armstrong, Otis	RB	5-10	198	8	11/15/50	Chicago, Ill.	Purdue	Englewood, CO	15
77	Boyd, Greg	DE	6-6	280	3	9/15/53	Merced, CA	San Diego St.	Santa Barbara, CA	0
55	Brown, Ken	C	6-1	250	2	4/19/54	Saginaw, MI	New Mexico	Lakewood, CO	16
64	Bryan, Bill	C	6-2	258	4	6/21/55	Burlington, N.C.	Duke	Burlington, N.C.	16
35	Canada, Larry	RB	6-2	226	3	12/16/54	Chicago, Ill.	Wisconsin	Denver, CO	16
68	Carter, Rubin	DT	6-0	256	6	12/12/52	Pompano Beach, FL	Miami (Fla.)	Aurora, CO	15
79	Chavous, Barney	DE	6-3	258	8	3/22/51	Aiken, S.C.	So. Carolina St.	Aurora, CO	16
73	Clark, Kelvin	T	6-3	265	2	1/30/56	Odessa, TX	Nebraska	Englewood, CO	15
89	Cunningham, Doug	WR	6-2	195	2	11/14/55	San Antonio, TX	Rice	San Antonio, TX	6
82	Dolbin, Jack	WR	5-10	180	6	10/12/48	Pottsville, PA	Wake Forest	Denver, CO	4
85	Egloff, Ron	TE	6-5	240	-4	10/3/55	Plymouth, MI	Wisconsin	Denver, CO	15
56	Evans, Larry	LB	6-2	222	5	7/11/53	Mountrose, MS	Mississippi Col.	Long Beach, MS	16
63	Foley, Steve	CB	6-2	192	5	11/11/53	New Orleans, LA	Tulane	New Orleans, LA	16
42	Glassic, Tom	G	6-3	260	5	4/17/54	Elizabeth, N.J.	Virginia	Littleton, CO	16
53	Gradishar, Randy	LB	6-3	230	7	3/3/52	Warren, OH	Ohio St.	Littleton, CO	16
63	Grant, John	DT	6-3	245	8	6/28/50	Boise, Idaho	So. California	Morrison, CO	16
38	Hardeman, Don	RB	6-2	232	6	8/13/52	Killeen, TX	Texas A & I	Houston, TX	13
27	Harvey, Maurice	DB	5-10	190	2	1/14/56	Cincinnati, OH	Bail St.	Denver, CO	0
60	Howard, Paul	G	6-3	260	7	9/12/50	San Jose, CA	Brigham Young	Redding, CA	16
65	Hyde, Glenn	OT	6-3	255	5	3/14/51	Boston, MA	Pittsburgh	Denver, CO	16
29	Jackson, Bernard	DB	6-0	180	9	9/24/50	Ingleswood, CA	Washington St.	Englewood, CO	12
57	Jackson, Tom	LB	5-11	220	8	4/4/51	Cleveland, OH	Iowa	Denver, CO	13
30	Jensen, Jim	RB	6-3	230	4	11/28/53	Waterloo, IA	Colorado State	Englewood, CO	16
34	Jones, Kim	RB	6-4	235	5	1/19/52	Waterloo, IA	Colorado	Denver, CO	12
32	Keyworth, Jon	RB	6-3	230	7	12/15/50	San Diego, CA	Colorado	Englewood, CO	16

84	Kinney, Vince	WR	6-2	190	3	3/17/56	Baltimore, MD	Maryland	Aurora, CO	15
87	Larson, Bill	TE	6-4	230	4	10/7/53	Greenfield, IA	Colorado St. U.	Adair, IA	0
72	Latimer, Don	DT	6-2	265	3	3/1/55	Fort Pierce, FL	Miami (Fla.)	Aurora, CO	15
41	Lytle, Rob	RB	6-1	198	4	11/12/54	Fremont, OH	Michigan	Englewood, CO	15
66	Manor, Brison	DE	6-4	248	4	8/10/52	Bridgeton, N.J.	Arkansas	N. Little rock, AR	16
33	McCutcheon, Lawr.	RB	6-1	205	9	6/2/50	Plainview, TX	Colorado State	Los Angeles, CA	11
71	Minor, Claude	OT	6-4	278	7	4/21/51	Pomona, CA	San Diego St.	Englewood, CO	16
82	Moorehead, Emery	WR	6-2	210	4	3/22/54	Evanston, IL	Colorado	Ringwood, NJ	13
7	Morton, Craig	QB	6-4	210	16	2/5/43	Flint, MI	California	Englewood, CO	14
25	Moses, Haven	WR	6-3	200	13	7/27/46	Los Angeles, CA	San Diego St.	Denver, CO	16
58	Nairne, Rob	LB	6-4	227	4	3/24/54	Redding, CA	Oregon St.	Englewood, CO	10
52	Nichols, Mark	LB	6-3	225	2	10/23/56	Columbus, OH	Colorado State	Fort Collins, CO	0
88	Odoms, Riley	TE	6-4	235	9	3/1/50	Corpus Christi, TX	Houston	Houston, TX	13
46	Preston, Dave	RB	5-10	195	3	5/29/55	Dayton, OH	Bowling Green	Englewood, CO	10
11	Prestridge, Luke	P	6-4	225	2	10/5/55	Pineville, LA	Baylor	Englewood, CO	16
78	Radford, Bruce	DE	6-5	260	2	12/31/51	Salt Lake City, UT	Grambling	Pineville, LA	16
83	Richards, Golden	WR	6-0	180	8	12/31/51	Salt Lake City, UT	Hawaii	Salt Lake City, UT	5
59	Rizzo, Joe	QB	6-1	222	7	12/17/50	Astoria, N.Y.	Mer. Mar. Acad.	Denver, CO	13
17	Robinson, Matt	LB	6-2	190	4	6/28/55	Farmington, MI	Georgia	Denver, CO	16
50	Ryan, Jim	CB	6-1	220	2	5/18/57	Camden, N.J.	William & Mary	Belmawr, N.J.	16
45	Smith, Perry	K	5-11	188	5	11/3/52	Weiter/Ruhr W. Ger.	Colorado State	Fort Collins, CO	16
19	Steinfort, Fred	CB	6-4	260	2	11/22/55	San Antonio, TX	Texas	Brighton, MA	1
70	Studdard, Dave	T	6-3	225	6	7/1/53	Stockton, CA	California	Austin, TX	16
51	Swenson, Bob	LB	6-1	200	12	10/10/46	Greenville, S.C.	Maryland St.	Evergreen, CO	16
36	Thompson, Bill	S	6-1	215	17	3/28/41	Martinez, CA	Utah St.	Lakewood, CO	16
15	Turner, Jim	K	6-2	180	6	5/20/52	Toledo, OH	Minnesota	Anvada, CO	16
80	Upchurch, Rick	WR	5-10	195	2	5/28/57	Baltimore, MD	Temple	Englewood, CO	16
81	Watson, Steve	WR	6-4	200	5	8/12/51	Baton Rouge, LA	Mississippi	Newark, DE	16
14	Weese, Norris	QB	6-1	195	13	8/31/46	Big Spring, TX	UTEP	Englewood, CO	16
40	West, Charlie	S	6-1	195	13	8/31/46	Big Spring, TX	UTEP	Princeton, MN	16
20	Wright, Louis	CB	6-2	200	6	1/31/53	Gilmer, TX	San Jose St.	Bakersfield, CA	16

## DENVER BRONCOS 1980 FIRST YEAR ROSTER

Name	Pos.	Ht.	Wt.	Birthdate	College	How Acquired
Bailey, Mike	DT	6-0	250	7/25/57	Cal Poly(SLO)	FA
Blissit, Walter	RB	5-10	204	9/17/55	Mesa Col.	FA
Bishop, Keith	C	6-3	260	3/10/57	Baylor	D6
Bolden, Willie	TE	6-2	230	12/2/56	Bishop	FA
Bracelin, Greg	LB	6-1	218	4/6/57	California	D9
Brown, Randy	LB	6-1	212	12/11/56	Mesa Col.	FA
Carter, Larry	DB	5-11	185	10/24/57	Kentucky	D3
Coleman, Don	WR	6-1	190	10/24/51	Oregon	D8
Crump, Dwight	WR	6-0	192	11/28/57	Cal Poly (SLO)	FA
Cullins, Ronnie	CB	5-11	186	11/19/56	Colorado	FA
Davis, Tom	C	6-1	246	7/31/55	Nebraska	FA
Ditchfield, Mike	K	5-9	176	6/22/57	Bradford U. (Englnd.)	FA
Dunn, Dennis	S	6-0	193	1/11/57	Yale	FA
Ebner, Tom	S	6-0	200	8/12/57	Houston	FA
Farris, Phil	WR	6-1	195	10/18/58	No. Carolina	D11
Formica, Tom	T	6-4	255	12/20/56	Colorado St.	FA
Gerhart, Tim	LB	6-3	220	10/14/58	Lafayette Col.	FA
Gortz, Steven	P	6-2	202	5/23/56	Nevada (Las Vegas)	FA
Harden, Mike	S	6-0	188	2/16/58	Michigan	D5a
Havekost, John	G	6-3	245	12/15/56	Nebraska	D7
Holloway, Jerry	S	6-3	235	7/29/56	Western Ill.	FA
Homan, Joe	G	6-2	250	10/11/57	Cal St. (Northridge)	FA
Hunter, Ivory	DB	5-10	187	7/8/57	Florida St.	FA
Ingram, Lepoleon	DB	5-9	178	6/17/56	Cal St. (California)	FA
Johnson, Dickie	CB	5-10	175	3/2/57	So. Colorado	FA
Jones, Rulon	DE	6-6	260	3/25/58	Utah St.	D2
Knapple, Jeff	QB	6-2	200	8/27/56	No. Colorado	FA
Lamb, Jeff	RB	6-3	216	2/19/58	Black Hills St. Col.	FA
Montgomery, Cleotha	WR	5-8	183	7/1/56	Abilene Christian	FA
O'Rourke, Mike	T	6-5	244	9/27/55	Western St.	FA
Parros, Rick	RB	5-11	202	6/14/58	Utah St.	D4
Seay, Virgil	WR	5-7	180	1/1/58	Troy St.	D10
Senini, Steve	WR	6-3	200	11/2/55	Nevada (Reno)	FA
Shepard, Larry	LB	6-1	222	11/25/58	Juniata Col.	FA
Short, Laval	DT	6-3	250	9/29/58	Colorado	D5b
Smith, Art	LB	6-1	222	4/20/56	Hawaii	FA
Tyson, Daryle	CB	6-0	187	5/26/57	Florida A&M	FA
Uperesa, Keith	G	6-3	260	7/28/55	Brigham Young	FA
Wade, Scott	LB	6-0	220	9/5/57	So. Carolina	FA
Washington, Billy	WR	6-1	206	6/6/58	East Carolina	FA
Woods, Pete	QB	6-4	215	11/29/55	Missouri	FA

## THE 1979 SEASON



Louis Wright

## 1979 TEAM AND INDIVIDUAL ACCOMPLISHMENTS

### TEAM

Denver's third straight season of playoff participation was a franchise first, and marked the Broncos as one of only four clubs to participate in post-season competition in each of the last three seasons (along with Pittsburgh, Los Angeles, and Dallas).

#### Denver team accomplishments of 1979 are listed below:

Most wins in a Season: 10 is a tie (1978) for second best (12 in 1977 is record).

Most Total Plays: 1,044 (1,039 in 1978 was the old record).

Most Total Yards: 5,142 (4,829 was the mark set in 1978).

Most First Downs: 306 (294 in 1978 was previous high).

Most First Downs Rushing: 130 (1978 total of 129 was earlier high).

Most Yards Passing: 3,433 (Previous record of 3,404 set in 1962).

Most First Downs Passing: 149 is second to 1962 total of 177.

#### Defensive figures:

Fewest rushing yards allowed: Denver led the NFL, allowing just 1,693 yards.

The Broncos also led the NFL in average rushing yards allowed per game (105.8), and in average per play against the rush (3.37).

TD Passes Allowed: 11, which led the NFL and was third lowest figure in Broncos history (8 in 1976 is record).

Points Allowed: 262, tied for fifth in NFL.

TDs Allowed: 31, second best in the NFL.

TDs Allowed Against the Defense: 27, second in NFL to Miami's 26.

### INDIVIDUAL

Some of the more significant individual season and career marks posted by members of the 1979 Broncos include:

Placekicker Jim Turner kicked 13 field goals last year, becoming just the second player ever to reach 300 (Turner now has 304, while record-holder George Blanda has 335). Turner also reached a career point total of 1,439, second only to Blanda's 2,002.

Rick Upchurch gained 304 yards on punt returns, making his career yardage total 2,298 and breaking the former NFL record held by Emlen Tunnell (2,209). Interestingly, Tunnell established his mark over 14 years and Upchurch broke it in five.

Quarterback Craig Morton set personal highs in attempts (370), completions (204), yardage (2,626) and percentage (55.1). Morton now has thrown for 150 touchdowns and 22,370 yards.

Haven Moses caught 54 passes for 943 yards, both personal highs, and Moses now needs just five receptions to reach 400. He passed the 7,000 mark in reception yardage last year (7,201), and caught six TDs to reach 51 in that category.

Upchurch had 64 receptions, the Broncos high since Lionel Taylor caught 85 in 1965.

## FINAL REGULAR SEASON STATISTICS

### RESULTS AND ATTENDANCE

Denver 10, Cincinnati 0	74,788
Los Angeles 13, Denver 9	74,884
Denver 20, Atlanta 17 (OT)	57,677
Denver 37, Seattle 34	74,897
Oakland 27, Denver 3	52,632
Denver 7, San Diego 0	74,997
Denver 24, Kansas City 10	74,292
Pittsburgh 42, Denver 7	49,699
Denver 20, Kansas City 3	74,908
Denver 10, New Orleans 3	74,482
Denver 45, New England 10	74,379
Denver 38, San Francisco 28	42,910
Oakland 14, Denver 10	74,186
Denver 19, Buffalo 16	37,886
Seattle 28, Denver 23	60,038
San Diego 17, Denver 7	51,906

### TEAM STATISTICS

	Broncos	Opponent
TOTAL FIRST DOWNS	306	273
Rushing	130	100
Passing	149	146
Penalty	27	27
Third Down: Made/Att.	77/222	95/248
Third Down Efficiency	35%	38%
TOTAL NET YARDS	5142	4852
Avg. Per Game	321.4	303.3
Total Plays	1044	1033
Avg. Per Play	4.9	4.7
NET YARDS RUSHING	2040	1693
Avg. Per Game	127.5	105.8
Total Rushes	524	502
NET YARDS PASSING	3102	3159
Avg. Per Game	193.9	197.4
Tackled/Yards Lost	44/331	19/162
Gross Yards	3433	3321
Attempts/Completions	476/260	512/296
Pct. of Completions	55%	58%
Had Intercepted	23	19
PUNTS/AVERAGE	89/39.9	88/42.1
NET PUNTING AVERAGE	33.0	34.1
PENALTIES/YARDS	116/1006	118/1033
FUMBLES/BALL LOST	35/18	30/19
TOUCHDOWNS	36	31
Rushing	13	16
Passing	18	11
Returns	5	4
TOTAL POINTS	289	262

### SCORE BY PERIODS

	1	2	3	4	OT	Total
BRONCOS	64	83	99	40	3	289
Opp. Total	37	107	44	74	—	262



## RUSHING

	No.	Yds.	Avg.	LG	TD
Armstrong	108	453	4.2	26	2
Jensen	106	400	3.8	30	1
Lytle	102	371	3.6	19	4
Keyworth	81	323	4.0	17	1
Preston	43	169	3.9	18	1
Canada	36	143	4.0	17	0
Weese	18	116	6.4	20	3
Prestridge	1	29	29.0	29	0
Morton	22	17	0.8	7	1
Upchurch	3	17	5.7	18	0
Dixon	3	9	3.0	7	0
Odoms	1	-7	-7.0	-7	0
BRONCOS TOTAL	524	2040	3.8	30	13
Opp. Total	502	1693	3.4	72	16

## PASSING

	Att.	Comp.	Yds.	Pct.	Avg./Att.	TD
Keyworth	1	1	32	1.000	32.00	1
Morton	370	204	2626	.551	7.10	16
Weese	97	53	731	.546	7.54	1
Preston	1	0	0	.000	0.00	0
Upchurch	1	0	0	.000	0.00	0
Prestridge	1	0	0	.000	0.00	0
Penrose	5	2	44	.400	8.80	0
BRONCOS TOTAL	476	260	3433	.546	7.21	18
Opp. Total	512	296	3321	.578	6.49	11

## PASSING

	Pct. TD	Int.	Pct. Int.	LG	Lost/Att.	Rating
Keyworth	1.000	0	.000	32T	0/0	158.3
Morton	.043	19	.051	64T	31/245	70.6
Weese	.010	3	.031	50	13/86	69.4
Preston	.000	0	.000	0	0/0	39.5
Upchurch	.000	0	.000	0	0/0	39.5
Prestridge	.000	0	.000	0	0/0	39.5
Penrose	.000	1	.200	29	0/0	32.5
BRONCOS TOTAL	.038	23	.048	64T	44/331	70.3
Opp. Total	.021	19	.037	65	19/162	68.8

## RECEIVING

	No.	Yds.	Avg.	LG	TD
Upchurch	64	937	14.6	47	7
Moses	54	943	17.5	64T	6
Odoms	40	638	16.0	45	1
Jensen	19	144	7.6	25T	1
Preston	19	137	7.2	19	1
Keyworth	18	132	7.3	18	0
Armstrong	14	138	9.9	17	1
Lytle	13	93	7.2	12	0
Watson	6	83	13.8	22	0
Egloff	5	70	14.0	22	0
Dolbin	3	74	24.7	45	0
Canada	3	36	12.0	15	0
Turner	1	6	6.0	6	0
Studdard	1	2	2.0	2T	1
BRONCOS TOTAL	260	3433	13.2	64T	18
Opp. Total	296	3321	11.2	65	11

## INTERCEPTIONS

	No.	Yds.	Avg.	LG	TD
Foley	6	14	2.3	7	0
Thompson	4	57	14.3	28	0
Swenson	3	0	0.0	0	0
Rizzo	2	25	12.5	25	0
Wright	2	20	10.0	15	0
Jackson T.	1	34	34.0	34	0
West	1	26	26.0	26	0
Jackson B.*	—	13	—	—	0
BRONCOS TOTAL	19	189	9.9	34	0
Opp. Total	23	291	12.7	50T	1

\*Interceptions: lateral yardage

## PUNTING

	No.	Yds.	Avg.	TB	In 20	LG	Bik
Prestridge	89	3555	39.9	7	17	63	0
BRONCOS TOTAL	89	3555	39.9	7	17	63	0
Opp. Total	87	3705	42.6	15	20	62	0

## SCORING

	TDR	TDP	TDR1	PAT	FG	S	TP
Turner				32/34	13/21		71
Upchurch		7					42
Moses		6					36
Lytle	4						24
Weese	3						18
Armstrong	2	1					18
Preston	1	1					12
Morton	1	0					6
Jensen	1	1					12
Keyworth	1						6
Odoms		1					6
Studdard		1					6
Swenson			1				6
Nairne			1				6
Thompson			1				6
Wright			1				6
Carter			1				6
BRONCOS TOTAL	13	18	5	32/34	13/21	1	289
Opp. Total	16	11	4	31/31	15/26		262

## PUNT RETURNS

	No.	FC	Yds.	Avg.	LG	TD
Upchurch	30	5	304	10.1	44	0
Preston	7	1	78	11.1	22	0
Pane	5	3	20	4.0	10	0
West	1	0	-1	-1.0	-1	0
BRONCOS TOTAL	43	9	401	9.3	44	0
Opp. Total	52	11	480	9.2	33	0

## KICKOFF RETURNS

	No.	Yds.	Avg.	LG	TD
Pane	18	354	19.7	30	0
Preston	13	336	25.8	37	0
Upchurch	5	79	15.8	26	0
Jackson B.	4	53	13.3	21	0
Dixon	3	53	17.7	24	0
Canada	3	31	10.3	18	0
Grant	1	25	25.0	25	0
Armstrong	1	21	21.0	21	0
Kinney	1	14	14.0	14	0
Egloff	1	0	0.0	0	0
BRONCOS TOTAL	50	966	19.3	37	0
Opp. Total	57	1173	20.6	85T	1

## FIELD GOALS

	1-19	20-29	30-39	40-49	50+	Total
Turner	1-1	7-9	4-8	1-3	0-0	13-21
Opp. Total	0-0	9-10	4-7	2-8	0-1	15-26

Field Goals: Turner (37,37), (—), (24,32,24), (27), (32,19), (—), (28,40blk), (—), (—), (27,37), (49), (32), (30), (23,22,28,32), (41,29), (—)

## GAMES PLAYED (Regular Season)

Armstrong 15, Atkinson 6, Brown 16, Bryan 16, Canada 16, Carter 15, Chavous 16, Clark 15, Dolbin 4, Egloff 15, Evans 16, Foley 16, Glassic 16, Gradishar 16, Grant 16, Howard 16, Hyde 16, B. Jackson 12, T. Jackson 13, Jensen 16, Keyworth 16, Kinney 15, Lathrop 9, Latimer 15, Lytle 15, Manor 16, Minor 16, Morton 14, Moses 16, Nairne 10, Odoms 13, Pane 16, Preston 10, Prestridge 16, Radford 16, Rizzo 13, Ryan 16, Steinfott 1, Studdard 16, Swenson 16, Thompson 16, Turner 16, Upchurch 16, Watson 16, Weese 16, West 16, Wright 16.

## 1979 DEFENSIVE STATISTICS

(Compiled from Coaching Film Study)

Name	Tckls	Assts	Scks	Yds Incpst	Yds	OFR
Atkinson	0	0				
Carter	46	45				2
Chavous	82	40	4	31		
Evans	46	13	1½	15		
Foley	62	17			6	14
Gradishar	146	89				1
Grant	43	23	½	7		1
B. Jackson	35	22				
T. Jackson	71	36	3½	25	1	34
Latimer	44	20	1	9		1
Lathrop	1	0				
Manor	72	30	6½	59		1
Nairne	32	14				
Pane	4	2				
Radford	9	8	1	6		1
Rizzo	85	36			2	25
Ryan	4	1				1
Swenson	110	53			3	0
Thompson	74	27	1	9	4	57
West	37	22			1	26
Wright	73	17			2	20

BLOCKED KICKS: Evans, Lathrop, Watson and Wright.

FUMBLE RECOVERY ON ON-SIDE KICK: Canada.

NOTES: Thompson scored on Swenson fumble recovery at Kansas City 10/14/79. Swenson returned fumble 88 yds. for TD at San Francisco 11/18/79. Wright scored on 78 yd. run with lateral from Gradishar at Buffalo 12/2/79. Carter scored on fumble recovery vs. New England at Denver 11/11/79. Nairne returned blocked punt vs. New England at Denver for TD 11/11/79.

## TOP PERFORMANCES OF 1979

### Individual

**RUSHING**—Rob Lytle, 18/102, vs. Oakland (11/25). **PASSING**—Percentage: Craig Morton, .722 on 13 of 18, vs. New England (11/11). Yards: Craig Morton, 261, at Pittsburgh (10/22). Touchdowns: Craig Morton, 3, vs. Seattle (9/23) and at San Francisco (11/18). **RECEIVING**—Number: Rick Upchurch, 8, at Kansas City (10/14) and at San Francisco (11/18). Yards: Riley Odoms, 125, vs. Seattle (9/23). **INTERCEPTIONS**—Steve Foley, 2, at Seattle (12/8) and at San Diego (12/17), Bob Swenson, 2, vs. Seattle (9/23), and Bill Thompson, 2, vs. San Diego (10/7). **KICKOFF RETURNS**—Chris Pane, 5 for 111 yards, at Pittsburgh (10/22). **PUNT RETURNS**—Rick Upchurch, 4 for 52, vs. Los Angeles (9/6). **SCORING**—Rob Lytle, 12, vs. New England (11/11), Jim Turner, 12, vs. New England (11/11), and Rick Upchurch, 12, vs. Kansas City (10/28). **TOUCHDOWNS**—Rob Lytle, 2 (rushing), vs. New England (11/11), and Rick Upchurch, 2 (receiving), vs. Kansas City (10/28).

### Team

**TOTAL OFFENSE**—399 (199 rushing, 200 passing), vs. Cincinnati (9/2). **RUSHING**—215 vs. Oakland (11/25). **PASSING**—276 at Pittsburgh (10/22). **SCORING**—45 vs. New England (11/11). **TOTAL DEFENSE**—92 (58 rushing, 34 passing), vs. New England (11/11). **RUSHING DEFENSE**—56 at Atlanta (9/16). **PASSING DEFENSE**—34 vs. New England (11/11). **SCORING DEFENSE**—0, vs. Cincinnati (9/2), and 0, vs. San Diego (10/7).

### Longest Plays

**RUN FROM SCRIMMAGE**—Jim Jensen, 30, at Atlanta (9/16). **PASS PLAY**—Craig Morton to Haven Moses, 64 yards (touchdown), at Pittsburgh (10/22). **KICKOFF RETURN**—Dave Preston, 37 yards, at San Diego (12/17). **PUNT RETURN**—Rick Upchurch, 44 yards, at San Francisco (11/18). **INTERCEPTION RETURN**—Tom Jackson, 34 yards, vs. Oakland (11/25). **FUMBLE RETURN**—Bob Swenson, 88 yards, at San Francisco (11/18). **PUNT**—Luke Prestridge, 63 yards, vs. San Diego (10/7). **FIELD GOAL**—Jim Turner, 49 yards, vs. New England (11/11).

## BRONCOS DEPARTMENTAL LEADERS

Category	Player	AFC Rank	AFC Leader	NFL Rank	NFL Leader
Scoring	Turner—71	11th	Smith, NE—115	18th	Smith, NE—115
Rushing	Armstrong—453	22nd	Campbell, Hou—1697	44th	Campbell, Hou—1697
Passing	Morton—204-370, 2626 yards, 16 TD, 19 int., 70.7 rating	11th	Fouts, SD—82.6	16th	Staubach, Dal—92.4
Receiving	Upchurch—64	5th	Washington, Bal—82	9th	Washington, Bal—82
	Moses—943	9th	Largent, Sea—1237	15th	Largent, Sea—1237
Punting	Prestridge—39.9	10th	Grupp, KC—43.6	16th	Grupp, KC—43.6
Interceptions	Foley—6	T-4th	Reinfeldt, Hou—12	T-6th	Reinfeldt, Hou—12
Kickoff returns	Preston—25.8 avg.	Non-qualifier	Brunson, Oak—25.9	Non-qualifier	Brunson, Oak—25.9
Punt returns	Upchurch—10.1 avg.	4th	Nathan, Mia—10.9	5th	Sciarr, Phi—11.4

## HOW THE BRONCOS RANKED

### OFFENSE

Category	Bronco Total	AFC Rank	AFC Leader	NFL Rank	NFL Leader
Points scored	289	11th	Pittsburgh—416	20th	Pittsburgh—416
First downs	306	7th	Cleveland—350	11th	Cleveland—350
Total plays	1044	7th	New England—1128	T-13th	New England—1128
Total yards	5142	8th	Pittsburgh—6258	12th	Pittsburgh—6258
Rushing yards	2036	9th	New York Jets—2646	18th	New York Jets—2646
Passing yards	3106	9th	San Diego—3915	13th	San Diego—3915
Penalties	116	3rd	Baltimore—137	4th	Baltimore—137
Penalty yards	996	3rd	Baltimore—1239	5th	Baltimore—1239
Fumbles	34	T-3rd	Pittsburgh—47	T-10th	Pittsburgh—47
Fumbles lost	17	T-6th	Pittsburgh—26	T-14th	Pittsburgh—26

### DEFENSE

Category	Bronco Total	AFC Rank	AFC Leader	NFL Rank	NFL Leader
Points allowed	262	T-3rd	San Diego—246	T-5th	Tampa Bay—237
Touchdowns rushing	16	6th	Kansas City—8	T-12th	Kansas City—8
Touchdowns passing	11	T-1st	Denver—11	T-1st	Denver—11
			San Diego—11		San Diego—11
Total first downs	273	T-5th	Miami—238	T-9th	Miami—238
Rushing	100	3rd	Miami—87	T-3rd	Miami—87
Passing	146	7th	Buffalo—117	T-13th	Tampa Bay—111
Penalty	27	10th	Cleveland—13	22nd	Cleveland—13
Total yards allowed	4852	5th	Pittsburgh—4270	10th	Tampa Bay—3949
Rushing	1693	1st	Denver—1693	1st	Denver—1693
Passing	3159	11th	Buffalo—2530	23rd	Tampa Bay—2076
Interceptions	19	12th	Houston—34	19th	Houston—34
Takeaways-Giveaways	—3	11th	Houston—(+18)	T-16th	Washington—(+22)



# GAME-BY-GAME REVIEW

## BRONCOS 10, BENGALS 0

Sunday, September 2 at Denver

Cincinnati	0	0	0	0	—	0
Denver	0	3	7	0	—	10

Den—Turner 37 FG

Den—Preston 6 pass from Weese (Turner kick)

ATT—74,788

### TEAM STATISTICS

	Cin	Den
First downs	16	22
Total net yards	232	399
Net yards rushing	95	199
Net yards passing	137	200
Total plays	59	62
Passes	27-17-0	21-13-0
Return yards	53	7
Penalty yards	35	68

### INDIVIDUAL STATISTICS

#### Cincinnati

**RUSHING**—Alexander 13-22, Anderson 4-36, Griffin 11-37, Turner 2-0. **PASSING**—Anderson 17-27-0, 148 yards. **RECEIVING**—Griffin 5-16, Bass 5-66, Alexander 2-19, Ross 3-43, Poole 1-(-10), Curtis 1-14.

#### Denver

**RUSHING**—Preston 10-70, Keyworth 8-44, Jensen 13-52, Weese 2-16, Lytle 4-3, Armstrong 3-14. **PASSING**—Weese 13-20-0, 202 yards, Preston 0-1-0, 0 yards. **RECEIVING**—Odoms 4-58, Preston 4-30, Jensen 1-6, Moses 1-20, Upchurch 3-88.

## RAMS 13, BRONCOS 9

Thursday, September 6 at Denver

Los Angeles	6	0	0	7	—	13
Denver	0	2	7	0	—	9

LA—Corral 30 FG

LA—Corral 34 FG

Den—Safety on holding penalty against Williams LA

Den—Preston 7 run (Turner kick)

LA—Reynolds 4 fumble runback (Corral kick)

ATT—74,884

### TEAM STATISTICS

	LA	Den
First downs	15	12
Total net yards	277	179
Net yards rushing	96	73
Net yards passing	181	106
Total plays	71	60
Passes	32-23-0	29-13-1
Return yards	92	99
Penalty yards	61	44

### INDIVIDUAL STATISTICS

#### Los Angeles

**RUSHING**—McCutcheon 13-28, Bryant 17-51, Tyler 2-4, Peacock 3-11, Haden 2-2. **PASSING**—Haden 23-32-0, 191 yards. **RECEIVING**—McCutcheon 5-22, Nelson 2-7, Bryant 4-40, Jessie 1-7, Miller 4-54, Tyler 3-13, Dennard 2-37, Peacock 1-7, Waddy 1-4.

#### Denver

**RUSHING**—Preston 7-6, Jensen 8-32, Armstrong 2-4, Lytle 3-16, Keyworth 4-13, Morton 1-2. **PASSING**—Weese 8-18-0, 100 yards, Morton 5-11-1, 58 yards. **RECEIVING**—Upchurch 4-76, Preston 2-8, Lytle 1-6, Armstrong 1-12, Dolbin 2-29, Odoms 2-21.

## BRONCOS 20, FALCONS 17 (OT)

Sunday, September 16 at Atlanta

Denver	7	3	7	0	3	20
Atlanta	0	10	0	7	0	17

Den—Weese 10 run (Turner kick)

Atl—Andrews 3 pass from Bartkowski (Mazzetti kick)

Den—Turner 24 FG

Atl—Mazzetti 25 FG

Den—Weese 1 run (Turner kick)

Atl—Francis 22 pass from Bartkowski (Mazzetti kick)

Den—Turner 24 FG

ATT—57,677

### TEAM STATISTICS

	Den	Atl
First downs	18	19
Total net yards	369	382
Net yards rushing	168	56
Net yards passing	201	326
Total plays	67	57
Passes	22-13-1	29-20-0
Return yards	90	125
Penalty yardage	25	55

### INDIVIDUAL STATISTICS

#### Denver

**RUSHING**—Preston 6-32, Jensen 9-52, Keyworth 5-2, Weese 8-39, Lytle 8-16, Armstrong 2-7, Odoms 1-(-7), Canada 4-27. **PASSING**—Weese 13-22-1, 215 yards. **RECEIVING**—Upchurch 3-39, Keyworth 1-16, Moses 5-99, Lytle 3-16, Dolbin 1-45.

#### Atlanta

**RUSHING**—Andrews 20-41, Bean 5-14, Patton 3-1. **PASSING**—Bartkowski 20-29-0, 326 yards. **RECEIVING**—Francis 8-138, Andrews 5-35, Jenkins 5-129, Pearson 1-19, Mitchell 1-5.

## BRONCOS 37, SEAHAWKS 34

Sunday, September 23 at Denver

Seattle	10	10	14	0	—	34
Denver	0	10	21	6	—	37

Sea—Herrera 28 FG

Sea—Doornink 5 run (Herrera kick)

Den—Turner 27 FG

Sea—Doornink 5 run (Herrera kick)

Den—Armstrong 2 run (Turner kick)

Sea—Herrera 22 FG

Sea—McCullum 13 pass from Zorn (Herrera kick)

Sea—Smith 1 run (Herrera kick)

Den—Studdard 2 pass from Morton (Turner kick)

Den—Moses 11 pass from Morton (Turner kick)

Den—Upchurch 35 pass from Morton (Turner kick)

Den—Lytle 1 run (kick failed)

ATT—74,879

# TEAM STATISTICS

	Sea	Den
First downs	22	23
Total net yards	350	344
Net yards rushing	153	95
Net yards passing	197	249
Total plays	71	61
Passes	34-17-3	27-17-2
Return yards	233	136
Penalty yardage	85	31

## INDIVIDUAL STATISTICS

### Seattle

**RUSHING**—Smith 16-81, Doornink 14-55, Benjamin 2-11, Sims 4-6. **PASSING**—Zorn 16-33-3, 190 yards, Sims 1-1-0, 18 yards. **RECEIVING**—Ferguson 1-10, Smith 5-27, Largent 6-110, Raible 1-16, Peets 1-18, McCullum 1-13, Doornink 2-14.

### Denver

**RUSHING**—Lytle 11-26, Jensen 11-39, Armstrong 5-16, Keyworth 2-16, Morton 1-(-2). **PASSING**—Weese 6-11-2, 102 yards, Morton 11-16-0, 178 yards. **RECEIVING**—Keyworth 2-14, Upchurch 5-83, Odoms 5-125, Jensen 1-4, Moses 3-52, Studdard 1-2.

## RAIDERS 27, BRONCOS 3

Sunday, September 30, at Oakland

Denver	0	3	0	0	—	3
Oakland	7	7	0	13	—	27

Oak—Casper 28 pass from Stabler (Breech kick)  
Den—Turner 19 FG  
Oak—van Eeghen 1 run (Breech kick)  
Oak—Breech 27 FG  
Oak—Breech 21 FG  
Oak—Johnson recovered fumble in end zone (Breech kick)  
ATT—52,632

## TEAM STATISTICS

	Den	Oak
First downs	21	16
Total net yards	291	277
Net yards rushing	81	90
Net yards passing	210	187
Total plays	68	56
Passes	41-19-1	18-11-0
Return yards	108	84
Penalty yardage	60	72

## INDIVIDUAL STATISTICS

### Denver

**RUSHING**—Lytle 8-34, Keyworth 3-16, Armstrong 4-15, Jensen 5-11, Weese 1-7, Upchurch 1-(-2). **PASSING**—Weese 6-11-0, 70 yards, Morton 13-30-1, 172 yards. **RECEIVING**—Upchurch 5-77, Odoms 4-74, Moses 3-50, Jensen 3-12, Lytle 2-17, Egloff 1-9, Keyworth 1-3.

### Oakland

**RUSHING**—van Eeghen 23-74, Jensen 10-21, Hawkins 1-(-2), Stabler 3-(-3). **PASSING**—Stabler 11-18-0, 196 yards. **RECEIVING**—Casper 4-92, Branch 2-50, Chester 2-25, van Eeghen 2-17, Martini 1-12.

## BRONCOS 7, CHARGERS 0

Sunday, October 7 at Denver

San Diego	0	0	0	0	—	0
Denver	0	0	7	0	—	7

Den—Weese 3 run (Turner kick)  
ATT—74,997

## TEAM STATISTICS

	SD	Den
First downs	19	11
Total net yards	369	193
Net yards rushing	70	160
Net yards passing	299	33
Total plays	71	52
Passes	45-27-3	14-8-0
Return yards	63	101
Penalty yardage	34	62

## INDIVIDUAL STATISTICS

### San Diego

**RUSHING**—C. Williams 13-29, Thomas 6-27, Matthews 1-3, Bauer 1-1, Owens 2-10, Fouts 1-0. **PASSING**—Fouts 27-45-3, 305 yards. **RECEIVING**—Klein 3-20, Joiner 7-115, Thomas 1-5, C. Williams 6-41, Winslow 4-53, Jefferson 4-48, Owens 2-23.

### Denver

**RUSHING**—Jensen 4-10, Weese 7-54, Canada 5-10, Lytle 4-9, Armstrong 9-78, Morton 2-(-5), Keyworth 3-4. **PASSING**—Weese 6-11-0, 35 yards, Morton 2-3-0, 31 yards. **RECEIVING**—Keyworth 2-14, Odoms 2-29, Armstrong 1-9, Jensen 1-4, Moses 1-3, Upchurch 1-7.

## BRONCOS 24, CHIEFS 10

Sunday, October 14 at Kansas City

Denver	3	7	7	7	—	24
Kansas City	0	0	0	10	—	10

Den—Turner 28 FG  
Den—Thompson 2 fumble return (Turner kick)  
Den—Moses 16 pass from Morton (Turner kick)  
KC—Stenerud 44 FG  
Den—Upchurch 7 pass from Morton (Turner kick)  
KC—Morgado 1 run (Stenerud kick)  
ATT—74,292

## TEAM STATISTICS

	Den	KC
First downs	21	16
Total net yards	344	166
Net yards rushing	141	98
Net yards passing	203	68
Total plays	70	60
Passes	30-17-1	29-13-1
Return yards	55	116
Penalty yardage	50	104

## INDIVIDUAL STATISTICS

### Denver

**RUSHING**—Lytle 5-29, Jensen 6-25, Canada 3-6, Morton 1-1, Armstrong 13-28, Keyworth 8-44, Dixon 2-8. **PASSING**—Morton 17-30-1, 218 yards. **RECEIVING**—Upchurch 8-72, Odoms 2-12, Moses 4-107, Armstrong 1-7, Egloff 1-9, Canada 1-11.

### Kansas City

**RUSHING**—McKnight 5-43, Reed 11-16, Morgado 7-26, Williams 3-5, Fuller 1-9. **PASSING**—Fuller 8-17-1, 56 yards, Livingston 5-12-0, 38 yards. **RECEIVING**—McKnight 3-21, Reed 6-36, Morgado 1-11, Beckman 1-9, Smith 2-17.

## STEELERS 42, BRONCOS 7

Monday, October 22 at Pittsburgh

Denver	7	0	0	0	—	7
Pittsburgh	7	21	0	14	—	42

Pit—Swann 11 pass from Bradshaw (Bahr kick)  
 Den—Moses 64 pass from Morton (Turner kick)  
 Pit—Harris 2 run (Bahr kick)  
 Pit—Harris 4 run (Bahr kick)  
 Pit—Thornton 1 run (Bahr kick)  
 Pit—Thornton 17 pass from Bradshaw (Bahr kick)  
 Pit—A. Anderson 10 run (Bahr kick)  
 ATT—49,699

### TEAM STATISTICS

	Den	Pit
First downs	16	27
Total net yards	329	530
Net yards rushing	53	236
Net yards passing	276	294
Total plays	57	69
Passes	36-18-2	27-21-1
Return yards	119	62
Penalty yards	68	26

### INDIVIDUAL STATISTICS

#### Denver

**RUSHING**—Keyworth 4-29, Lytle 4-6, Armstrong 4-10, Morton 2-1, Jensen 1-4, Canada 1-2, Dixon 1-1. **PASSING**—Morton 16-31-1, 261 yards, Penrose 2-5-1, 44 yards. **RECEIVING**—Lytle 4-23, Moses 5-133, Armstrong 1-16, Odoms 6-94, Upchurch 1-24, Canada 1-15.

#### Pittsburgh

**RUSHING**—Harris 17-121, Thornton 9-27, Bleier 4-18, Bradshaw 2-5, Smith 1-12, Hawthorne 3-17, A. Anderson 5-34, Moser 1-2. **PASSING**—Bradshaw 18-24-1, 267 yards, Kruczek 3-3-0, 27 yards. **RECEIVING**—Stallworth 3-18, Swann 2-76, Smith 5-55, Harris 4-23, Grossman 1-54, Thornton 4-45, Hawthorne 2-23.

## BRONCOS 20, CHIEFS 3

Sunday, October 28 at Denver

Kansas City	0	0	3	0	—	3
Denver	7	7	6	0	—	20

Den—Jensen 25 pass from Morton (Turner kick)  
 Den—Upchurch 5 pass from Morton (Turner kick)  
 Den—Upchurch 32 pass from Keyworth (kick failed)  
 KC—Stenerud 27 FG  
 ATT—74,908

### TEAM STATISTICS

	KC	Den
First downs	12	20
Total net yards	210	281
Net yards rushing	102	112
Net yards passing	108	269
Total plays	62	67
Passes	32-18-2	36-22-1
Return yards	190	90
Penalty yardage	66	38

### INDIVIDUAL STATISTICS

#### Kansas City

**RUSHING**—McKnight 12-40, Reed 10-41, Morgado 1-0, Fuller 2-8, Williams 3-13. **PASSING**—Livingston 6-12-1, 32 yards, Fuller 12-20-1, 92 yards. **RECEIVING**—Samuels 4-28, McKnight 7-27, Reed 3-24, Smith 2-22, Marshall 1-15, Belton 1-8.

#### Denver

**RUSHING**—Lytle 4-14, Armstrong 6-24, Keyworth 8-25, Preston 2-1, Jensen 3-21, Morton 1-1, Canada 5-26. **PASSING**—Morton 20-32-1, 254 yards, Prestridge 0-1-0, 0 yards, Weese 1-2-0, 7 yards, Keyworth 1-1-0, 32 yards. **RECEIVING**—Odoms 7-114, Moses 5-54, Jensen 3-36, Armstrong 2-24, Upchurch 4-46, Watson 1-19.

## BRONCOS 10, SAINTS 3

Sunday, November 4 at Denver

New Orleans	0	0	3	0	—	3
Denver	3	0	0	7	—	10

Den—Turner 28 FG  
 NO—Yepremian 20 FG  
 Den—Upchurch 12 pass from Morton (Turner kick)  
 ATT—74,482

### TEAM STATISTICS

	NO	Den
First downs	13	19
Total net yards	239	349
Net yards rushing	122	148
Net yards passing	117	201
Total plays	56	65
Passes	26-13-1	26-17-3
Return yards	52	84
Penalty yardage	40	50

### INDIVIDUAL STATISTICS

#### New Orleans

**RUSHING**—Galbreath 15-48, Muncie 12-54, Strachan 2-17, Manning 1-3. **PASSING**—Manning 13-26-1, 117 yards. **RECEIVING**—Chandler 3-38, Childs 4-37, Galbreath 2-9, Muncie 2-19, Strachan 1-5, Harris 1-9.

#### Denver

**RUSHING**—Armstrong 9-58, Preston 4-10, Canada 5-26, Jensen 3-20, Lytle 7-23, Keyworth 6-15, Morton 2-(-4). **PASSING**—Morton 17-26-3, 223 yards. **RECEIVING**—Lytle 1-12, Upchurch 6-95, Odoms 3-32, Moses 4-64, Preston 1-9, Armstrong 1-5, Keyworth 1-6.

## BRONCOS 45, PATRIOTS 10

Sunday, November 11 at Denver

New England	0	7	3	0	—	10
Denver	24	14	0	7	—	45

Den—Carter 2 fumble return (Turner kick)  
 Den—Turner 49 FG  
 Den—Lytle 2 run (Turner kick)  
 Den—Moses 7 pass from Morton (Turner kick)  
 NE—Cunningham 2 run (Smith kick)  
 Den—Upchurch 28 pass from Morton (Turner kick)  
 Den—Nairne 22 run with blocked punt (Turner kick)  
 NE—Smith 42 FG  
 Den—Lytle 3 run (Turner kick)  
 ATT—74,379

### TEAM STATISTICS

	NE	Den
First downs	8	21
Total net yards	92	289
Net yards rushing	58	107
Net yards passing	34	182
Total plays	57	64
Passes	30-11-1	19-13-0
Return yards	158	84
Penalty yardage	66	51



## INDIVIDUAL STATISTICS

### New England

**RUSHING**—Ivory 7-17, Cunningham 5-10, Calhoun 6-28, Morgan 1-6, Jackson 1-(-6), Tatupa 2-2, Grogan 1-1. **PASSING**—Grogan 2-13-1, 23 yards, Owen 9-17-0, 62 yards. **RECEIVING**—Francis 3-16, Calhoun 1-(-6), Ivory 4-44, Cunningham 2-14, Jackson 1-17.

### Denver

**RUSHING**—Jensen 12-14, Lytle 5-22, Keyworth 4-7, Armstrong 15-33, Preston 1-0, Morton 1-2, Upchurch 1-18, Canada 5-11. **PASSING**—Morton 13-18-0, 194 yards, Weese 0-1-0, 0 yards. **RECEIVING**—Upchurch 4-73, Keyworth 1-13, Moses 4-55, Odoms 1-21, Armstrong 2-21, Egloff 1-11.

## BRONCOS 38, 49ERS 28

Sunday, November 18 at San Francisco

Denver	3	14	21	0	—	38
San Francisco	0	21	0	7	—	28

Den—Turner 32 FG  
SF—Hofer 1 run (Wersching kick)  
Den—Upchurch 13 pass from Morton (Turner kick)  
SF—Owens 85 kickoff return (Wersching kick)  
SF—Jackson 1 run (Wersching kick)  
Den—Armstrong 12 pass from Morton (Turner kick)  
Den—Keyworth 5 run (Turner kick)  
Den—Odoms 9 pass from Morton (Turner kick)  
Den—Swenson 88 fumble return (Turner kick)  
SF—Bruer 16 pass from Montana (Wersching kick)  
ATT—42,910

## TEAM STATISTICS

	Den	SF
First downs	22	18
Total net yards	369	240
Net yards rushing	144	74
Net yards passing	225	166
Total plays	63	75
Passes	35-19-1	41-23-0
Return yards	197	239
Penalty yardage	90	75

## INDIVIDUAL STATISTICS

### Denver

**RUSHING**—Armstrong 11-59, Keyworth 7-39, Jensen 3-22, Canada 2-19, Lytle 4-4, Upchurch 1-1. **PASSING**—Morton 19-34-1, 225 yards, Weese 0-1-0, 0 yards. **RECEIVING**—Upchurch 8-91, Odoms 3-44, Armstrong 3-31, Moses 2-32, Jensen 2-17, Keyworth 1-10.

### San Francisco

**RUSHING**—Hofer 18-50, Jackson 6-23, Elliott 3-8, Francis 1-2, Melville 1-0, Bruer 1-(-2), Owens 1-(-2), DeBerg 3-(-5). **PASSING**—DeBerg 20-36-0, 136 yards, Montana 3-5-0, 30 yards. **RECEIVING**—Jackson 6-26, Hofer 4-27, Francis 4-19, Solomon 3-29, Bruer 3-24, Owens 1-15, Elliott 1-14, Clark 1-12.

## RAIDERS 14, BRONCOS 10

Sunday, November 25 at Denver

Oakland	0	7	7	0	—	14
Denver	0	0	0	10	—	10

Oak—Casper 3 pass from Stabler (Breech kick)  
Oak—Russell 1 run (Breech kick)  
Den—Turner 30 FG  
Den—Lytle 1 run (Turner kick)  
ATT—74,186

## TEAM STATISTICS

	Oak	Den
First downs	15	22
Total net yards	376	382
Net yards rushing	173	215
Net yards passing	203	167
Total plays	59	75
Passes	28-16-1	35-13-3
Return yards	89	90
Penalty yardage	85	111

## INDIVIDUAL STATISTICS

### Oakland

**RUSHING**—Whittington 9-34, van Eeghen 12-35, Russell 8-100, Jensen 1-4. **PASSING**—Stabler 16-28-1, 213 yards. **RECEIVING**—Whittington 4-96, Casper 4-32, van Eeghen 4-18, Branch 2-20, Ramsey 1-40, Jensen 1-7.

### Denver

**RUSHING**—Lytle 18-102, Armstrong 4-25, Keyworth 4-15, Morton 3-3, Jensen 3-21, Canada 3-12, Prestridge 1-29, Preston 1-8. **PASSING**—Morton 13-35-3, 191 yards. **RECEIVING**—Armstrong 1-5, Watson 1-21, Upchurch 4-61, Egloff 1-22, Keyworth 1-(-5), Preston 2-32, Moses 2-45, Lytle 1-10.

## BRONCOS 19, BILLS 16

Sunday, December 2 at Buffalo

Denver	3	0	13	3	—	19
Buffalo	0	10	0	6	—	16

Den—Turner 23 FG  
Buf—Freeman 50 interception return (Mike-Mayer kick)  
Buf—Mike-Mayer 28 FG  
Den—Wright 86 fumble return, 78 after lateral from Gradishar (pass failed)  
Den—Moses 46 pass from Morton (Turner kick)  
Buf—Mike-Mayer 32 FG  
Buf—Mike-Mayer 34 FG  
Den—Turner 32 FG  
ATT—37,886

## TEAM STATISTICS

	Den	Buf
First downs	11	19
Total net yards	226	398
Net yards rushing	97	160
Net yards passing	129	298
Total plays	57	83
Passes	23-9-1	46-27-1
Return yards	86	131
Penalty yards	69	51

## INDIVIDUAL STATISTICS

### Denver

**RUSHING**—Lytle 11-36, Canada 2-0, Preston 5-9, Jensen 5-22, Morton 4-14, Keyworth 5-16. **PASSING**—Morton 9-23-1, 140 yards. **RECEIVING**—Moses 4-92, Watson 3-36, Keyworth 2-12.

### Buffalo

**RUSHING**—Brown 16-24, Miller 6-15, Ferguson 4-17, Hooks 9-44. **PASSING**—Ferguson 27-46-1, 316 yards. **RECEIVING**—Brown 8-62, Lewis 5-86, Butler 5-42, Hooks 4-28, Piccone 3-60, Shipp 1-27, Miller 1-11.

# SEAHAWKS 28, BRONCOS 23

Saturday, December 8 at Seattle

Denver	0	20	3	0	—	23
Seattle	7	7	7	7	—	28
Sea—Smith 17 run (Herrera kick)						
Sea—Smith 1 run (Herrera kick)						
Den—Morton 2 run (Turner kick)						
Den—Moses 7 pass from Morton (kick blocked)						
Den—Jensen 2 run (Turner kick)						
Sea—Largent 35 pass from Zorn (Herrera kick)						
Den—Turner 29 FG						
Sea—Largent 43 pass from Zorn (Herrera kick)						
ATT—60,038						

## TEAM STATISTICS

	Den	Sea
First downs	27	21
Total net yards	363	382
Net yards rushing	141	74
Net yards passing	222	308
Total plays	83	65
Passes	41-22-2	39-22-2
Return yards	187	137
Penalty yardage	128	145

## INDIVIDUAL STATISTICS

### Denver

**RUSHING**—Armstrong 8-37, Jensen 13-37, Lytle 6-31, Keyworth 7-24, Morton 3-9, Preston 1-3. **PASSING**—Morton 22-40-2, 245 yards, Upchurch 0-1-0, 0 yards. **RECEIVING**—Upchurch 7-91, Moses 6-77, Preston 5-37, Keyworth 2-12, Egloff 1-19, Lytle 1-9.

### Seattle

**RUSHING**—Smith 14-57, Doornink 7-12, Zorn 3-3, Hunter 2-2. **PASSING**—Zorn 22-39-2, 308 yards. **RECEIVING**—Doornink 6-35, McCullum 5-102, Smith 4-60, Largent 3-78, Peets 2-25, Hunter 1-6, Moore 1-2.

# CHARGERS 17, BRONCOS 7

Monday, December 17 at San Diego

Denver	7	0	0	0	—	7
San Diego	0	7	7	3	—	17
Den—Armstrong 3 run (Turner kick)						
SD—Fouts 4 run (Wood kick)						
SD—Joiner 32 pass from Fouts (Wood kick)						
SD—Wood 24 FG						
ATT—51,906						

## TEAM STATISTICS

	Den	SD
First downs	20	17
Total net yards	335	327
Net yards rushing	111	97
Net yards passing	224	230
Total plays	73	62
Passes	41-27-4	29-17-3
Return yards	111	120
Penalty yards	61	33


## INDIVIDUAL STATISTICS

### Denver

**RUSHING**—Armstrong 13-45, Jensen 7-18, Preston 6-30, Keyworth 3-14, Canada 1-4. **PASSING**—Morton 27-41-4, 236 yards. **RECEIVING**—Moses 5-60, Preston 5-21, Odoms 1-14, Jensen 8-65, Canada 1-10, Keyworth 4-37, Upchurch 1-14, Armstrong 1-8, Watson 1-7.

### San Diego

**RUSHING**—C. Williams 16-50, Fouts 5-7, Thomas 10-40, Fuller 1-0, Bauer 1-0. **PASSING**—Fouts 17-29-3, 230 yards. **RECEIVING**—C. Williams 5-36, Floyd 3-37, Joiner 3-58, Klein 4-69, Burton 2-30.



Barney Chavous flies toward quarterback sack.

# PLAYOFF STATISTICS

## RESULTS AND ATTENDANCE

Denver 7, at Houston 13

48,776

### Team Statistics

	Broncos	Opponent
TOTAL FIRST DOWNS	17	15
Rushing	7	8
Passing	9	6
Penalty	1	1
Third Down: Made/Att.	4/13	7/17
Third Down Efficiency	31%	40%
TOTAL NET YARDS	216	282
Avg. Per Game	216	282
Total Plays	65	65
Avg. Per Play	3.3	4.3
NET YARDS RUSHING	112	135
Avg. Per Game	112	135
Total Rushes	32	42
NET YARDS PASSING	104	147
Avg. Per Game	104	147
Tackled/Yards Lost	6/40	1/11
Gross Yards	144	158
Attempts/Completions	27/14	22/10
Pct. of Completions	51.8%	45.4%
Had Intercepted	1	2
PUNTS/AVERAGE	5/45.2	5/43.2
NET PUNTING AVERAGE	37.3	38.2
PENALTIES/YARDS	7/70	2/19
FUMBLES/BALL LOST	1/0	0/0
TOUCHDOWNS	1	1
Rushing	0	1
Passing	1	0
Returns	0	0
TOTAL POINTS	7	13

### Score by Periods

	1	2	3	4	OT	Total
BRONCOS	7	0	0	0	0	7
Opp. Total	3	7	0	3	0	13

### Scoring

	TDR	TDP	TDRt	PAT	FG	S	TP
Preston		1					6
Turner				1/1			1
BRONCOS TOTAL		1		1			7
Opp. Total		1		1	2/2		13

### Rushing

	No.	Yds.	Avg.	LG	TD
Armstrong	12	51	4.3	15	0
Canada	4	29	7.2	13	0
Preston	9	24	2.7	7	0
Jensen	4	5	1.2	3	0
Upchurch	1	3	3.0	3	0
Morton	2	0	0.0	0	0
BRONCOS TOTAL	32	112	3.5	15	0
Opp. Total	42	135	3.2	9	1

### Receiving

	No.	Yds.	Avg.	LG	TD
Preston	4	40	10.0	12	1
Moses	3	47	15.7	25	0
Armstrong	2	22	11.0	13	0
Odoms	2	3	1.5	3	0
Egloff	1	17	17.0	17	0
Jensen	1	11	11.0	11	0
Canada	1	4	4.0	4	0
BRONCOS TOTAL	14	144	10.3	25	1
Opp. Total	10	158	15.8	41	0

### Interceptions

	No.	Yds.	Avg.	LG	TD
Thompson	1	12	12.0	12	0
Swenson	1	0	0.0	0	0
BRONCOS TOTAL	2	12	6.0	12	0
Opp. Total	1	15	15.0	15	0

### Punting

	No.	Yds.	Avg.	TB	In 20	LG	Blk
Prestridge	6	266	44.4	0	3	52	0
BRONCOS TOTAL	6	266	44.4	0	3	52	0
Opp. Total	5	216	43.2	0	3	49	0

### Punt Returns

	No.	FC	Yds.	Avg.	LG	TD
Upchurch	2	0	25	12.5	17	0
BRONCOS TOTAL	2	0	25	12.5	17	0
Opp. Total	5	1	42	8.4	17	0

### Kickoff Returns

	No.	Yds.	Avg.	LG	TD
Preston	3	56	18.7	22	0
Upchurch	1	27	27.0	27	0
BRONCOS TOTAL	4	83	20.7	27	0
Opp. Total	1	26	26.0	26	0

### Field Goals

	1-19	20-29	30-39	40-49	50+ 1-0	Total
Steinfort						0
Opp. Total		1	1			6

### Passing

	Att.	Comp.	Yds.	Pct.	Avg./ Att.	TD
Morton	27	14	144	.518	5.3	1
BRONCOS TOTAL	27	14	144	.518	5.3	1
Opp. Total	22	10	158	.454	7.2	0

### Passing

	Pct. TD	Int.	Pct. Int.	LG	Lost/ Att.
Morton	.04	1	.04	25	6/40
BRONCOS TOTAL	.04	1	.04	25	6/40
Opp. Total	.00	2	.09	41	1/11



## 1979 FINAL STANDINGS

### American Football Conference

Eastern Division						
	W	L	T	Pct.	Pts.	OP
*Miami	10	6	0	.625	341	257
New England	9	7	0	.563	411	326
N.Y. Jets	8	8	0	.500	337	383
Buffalo	7	9	0	.438	268	279
Baltimore	5	11	0	.313	271	351
Central Division						
*Pittsburgh	12	4	0	.750	416	262
#Houston	11	5	0	.688	362	331
Cleveland	9	7	0	.563	359	352
Cincinnati	4	12	0	.250	337	421
Western Division						
*San Diego	12	4	0	.750	411	246
#Denver	10	6	0	.625	289	262
Seattle	9	7	0	.563	378	372
Oakland	9	7	0	.563	365	337
Kansas City	7	9	0	.438	238	262

## National Football Conference

Eastern Division						
	W	L	T	Pct.	Pts.	OP
*Dallas	11	5	0	.688	371	313
#Philadelphia	11	5	0	.688	339	282
Washington	10	6	0	.625	348	295
N.Y. Giants	6	10	0	.375	237	323
St. Louis	5	11	0	.313	307	358
Central Division						
*Tampa Bay	10	6	0	.625	273	237
#Chicago	10	6	0	.625	306	249
Minnesota	7	9	0	.438	259	337
Green Bay	5	11	0	.313	246	316
Detroit	2	14	0	.125	219	365
Western Division						
*Los Angeles	9	7	0	.563	323	309
New Orleans	8	8	0	.500	370	360
Atlanta	6	10	0	.375	300	388
San Francisco	2	14	0	.125	308	416

\*Division Champion #Wild Card for Playoffs

## 1979 NFL AT A GLANCE

(Announced attendance in parentheses, home team in capitals)

### Sunday, December 23

AFC First Round: HOUSTON 13, Denver 7 (48,776)  
 NFC First Round: PHILADELPHIA 27, Chicago 17 (69,397)

### Saturday, December 29

AFC Divisional Playoff: Houston 17, SAN DIEGO 14 (51,192)  
 NFC Divisional Playoff: TAMPA BAY 24, Philadelphia 17 (71,402)

### Sunday, December 30

AFC Divisional Playoff: PITTSBURGH 34, Miami 14 (50,214)  
 NFC Divisional Playoff: Los Angeles 21, DALLAS 19 (64,792)

### Sunday, January 6

AFC Ch'ship Game: PITTSBURGH 27, Houston 13 (50,475)  
 NFC Ch'ship Game: Los Angeles 9, TAMPA BAY 0 (72,033)

### Sunday, January 20

Super Bowl XIV: PITTSBURGH 31, Los Angeles 19  
 (103,985) at Rose Bowl,  
 Pasadena, Calif.

### Sunday, January 27

Pro Bowl: NFC 37, AFC 27 (48,060) at Aloha  
 Stadium, Honolulu, Hawaii

## 1979 NFL PAID ATTENDANCE IS RECORD

### 13.18 MILLION; 58,848 GAME AVERAGE

### SECOND HIGHEST EVER

National Football League paid attendance exceeded 13 million for the first time during the 1979 regular season when the per game average reached 58,848, the second highest in the 60-year history of the league. Also, attendance at all games—including preseason, regular season and postseason—surpassed 16 million for the second year in a row.

Official NFL figures released today revealed total paid attendance for 224 regular season games to be 13,182,039. This is an increase of 410,239 over the total of 12,771,800 for 1978 when the schedule was increased to 224 games. This is a three percent increase. The average game attendance was 58,848 for an increase of 1,831 per game over the 1978 average of 57,017. The only higher regular season game average was the record 58,961 in 1973.

For all 291 games played, the total attendance was 16,602,971 for an average of 57,055 for each game in which an NFL team participated.

Paid attendance for the 10 postseason games was 630,326, led by the 103,985 at Super Bowl XIV at the Rose Bowl in Pasadena, California on Sunday, January 20, 1980.

The New York Giants' paid attendance of 604,595 led the league for the fourth consecutive year. Seven other teams had home attendance totals over 500,000. They are: Cleveland 597,607; Denver 595,452; Tampa Bay 564,138; Philadelphia 560,892; Detroit 540,005; New Orleans 514,867 and Seattle 512,055.

In the seventh season in which NFL games sold out 72 hours in advance of kickoff were made available for local television, no-shows totalled 903,875 and 135 of 224 games, or 60.2 per cent, were telecast in the home team area. The percentage of no-shows was 6.7, the lowest in seven years.

## 1979 ATTENDANCE BREAKDOWN

	Games	Attendance	Average	Compare 1978
AFC Preseason	7	329,607	47,087	
NFC Preseason	7	373,107	53,301	
AFC-NFC Preseason, Interconference	43	2,087,892	48,556	
<b>NFL Preseason Total</b>	<b>57</b>	<b>2,790,606</b>	<b>49,958</b>	<b>2,660,976</b>
AFC Regular Season	86	4,959,294	57,666	
NFC Regular Season	86	5,169,233	60,107	
AFC-NFC Regular Season, Interconference	52	3,053,512	58,721	
<b>NFL Regular Season Total</b>	<b>224</b>	<b>13,182,039</b>	<b>58,848</b>	<b>12,771,800</b>
AFC First Round Playoff (Denver-Houston)	1	48,776		
AFC Divisional Playoffs (Houston-San Diego) (Miami-Pittsburgh)	2	51,192 50,214		
AFC Championship (Houston-Pittsburgh)	1	50,475		
NFC First Round Playoff (Chicago-Philadelphia)	1	69,397		
NFC Divisional Playoffs (Philadelphia-Tampa Bay) (Los Angeles-Dallas)	2	71,402 64,792		
NFC Championship (Los Angeles-Tampa Bay)	1	72,033		
Super Bowl XIV at Pasadena (Los Angeles-Pittsburgh)	1	103,985		
AFC-NFC Pro Bowl at Honolulu, Hawaii	1	48,060		
<b>Postseason Total</b>	<b>10</b>	<b>630,326</b>	<b>63,032</b>	<b>624,388</b>
<b>NFL All Games</b>	<b>291</b>	<b>16,602,971</b>	<b>57,055</b>	<b>16,057,164</b>

## HISTORY AND RECORDS

## NOTABLE PERFORMANCES

### THE LAST TIME . . .

#### PUNT RETURN FOR TOUCHDOWN—

**Broncos:** Rick Upchurch, 75 yards, vs. San Diego, 9/17/78.  
**Opponent:** Mike Haynes, 62 yards, at New England, 11/28/76.

#### KICKOFF RETURN FOR TOUCHDOWN—

**Broncos:** Randy Montgomery, 94 yards, at San Diego, 9/24/72.  
**Opponent:** James Owens, 85 yards, at San Francisco, 11/18/79.

#### INTERCEPTION RETURN FOR TOUCHDOWN—

**Broncos:** Tom Jackson, 28 yards, vs. New York Jets, 11/5/78.  
**Opponent:** Steve Freeman, 50 yards, at Buffalo, 12/2/79.

#### FUMBLE RETURN FOR TOUCHDOWN (DEFENSE)—

**Broncos:** Louis Wright, 86 yards (78 after lateral from Randy Gradishar), at Buffalo, 12/2/79.  
**Opponent:** Monte Johnson, recovered fumble in end zone, at Oakland, 9/30/79.

#### BLOCKED PUNT RETURN FOR TOUCHDOWN—

**Broncos:** Rob Nairne, 22 yards, vs. New England, 11/11/79.  
**Opponent:** Jim Stienke, 1 yard, vs. New York Giants, 11/21/76.

#### BLOCKED FIELD GOAL RETURN FOR TOUCHDOWN—

**Broncos:** John Bramlett, 86 yards, vs. San Diego, 11/27/66.  
**Opponent:** Les Duncan, 72 yards, at San Diego, 11/23/67.

#### SAFETY—

**Broncos:** Safety awarded on holding penalty in end zone on John Williams, vs. Los Angeles, 9/6/79.  
**Opponent:** Willie Lanier tackled Otis Armstrong in end zone, vs. Kansas City, 11/18/74.

#### SHUTOUT—

**Broncos:** Denver 7, San Diego 0, 10/7/79.  
**Opponent:** Denver 0, at San Diego 23, 10/8/78.

#### 100 YARDS RUSHING—

**Broncos:** Rob Lytle, 18-102, 1 TD, vs. Oakland, 11/25/79.  
**Opponent:** Booker Russell, 8-100, 1 TD, vs. Oakland, 11/25/79.

#### 300 YARDS PASSING—

**Broncos:** Charley Johnson, 12-20, 329 yards, 3 TD, vs. Kansas City, 9/21/75.  
**Opponent:** Jim Zorn, 22-39, 308 yards, 2 TD, at Seattle, 12/8/79.

#### 100 YARDS RECEIVING—

**Broncos:** Riley Odoms, 7-114 yards, 0 TD, vs. Kansas City, 10/28/79.  
**Opponent:** Sam McCullum, 5-102 yards, 0 TD, at Seattle, 12/8/79.

### 1,000-YARD RUSHING SEASONS

OTIS ARMSTRONG, 1974—1,407 yards and 9 TDs

		Carries	Yards	Cumulative
9/15	vs. Los Angeles	12	31	12-31
9/22	vs. Pittsburgh	19	131	31-162
9/30	at Washington	11	32	42-194
10/6	at Kansas City	14	48	56-242
10/13	vs. New Orleans	13	57	69-299
10/20	vs. San Diego	20	98	89-397
10/27	at Cleveland	17	142	106-539
11/3	vs. Oakland	20	88	126-627
11/10	at Baltimore	19	110	145-737
11/18	vs. Kansas City	16	55	161-792
11/24	at Oakland	29	146	190-938
11/28	at Detroit	24	144	214-1,082
12/8	vs. Houston	31	183	245-1,265
12/15	at San Diego	18	142	263-1,407



Jim Turner

## 1,000-YARD RUSHING SEASONS (Continued)

### FLOYD LITTLE, 1971—1,133 yards and 6 TDs

		Carries	Yards	Cumulative
9/19	vs. Miami	23	70	23-70
9/26	at Green Bay	16	53	39-123
10/3	vs. Kansas City	13	27	52-150
10/10	vs. Oakland	16	39	68-189
10/17	vs. San Diego	17	62	85-251
10/24	at Cleveland	25	113	110-364
10/31	at Philadelphia	24	123	134-487
11/7	vs. Detroit	22	91	156-578
11/14	vs. Cincinnati	22	101	178-679
11/21	at Kansas City	13	63	191-742
11/28	at Pittsburgh	22	91	213-833
12/5	vs. Chicago	29	125	242-958
12/12	at San Diego	18	96	260-1,054
12/19	at Oakland	24	79	284-1,133

### OTIS ARMSTRONG, 1976—1,008 yards and 5 TDs

		Carries	Yards	Cumulative
9/12	at Cincinnati	24	96	24-96
9/19	vs. New York Jets	17	94	41-190
9/26	vs. Cleveland	18	23	59-213
10/3	vs. San Diego	23	91	82-304
10/10	at Houston	12	47	94-351
10/17	vs. Oakland	21	70	115-421
10/24	at Kansas City	16	101	131-522
10/31	at Oakland	14	63	145-585
11/7	vs. Tampa Bay	18	116	163-701
11/14	at San Diego	13	35	176-736
11/21	vs. New York Giants	24	97	200-833
11/28	at New England	4	14	204-847
12/5	vs. Kansas City	17	45	221-892
12/12	at Chicago	26	116	247-1,008

## 100-YARD RUSHING GAMES

Player	Performance	Opponent
Don Stone	17-104, 1 TD	Oct. 6, 1963 vs. San Diego
Billy Joe	20-105, 0 TD	Nov. 17, 1963 vs. New York
Billy Joe	16-108, 1 TD	Nov. 15, 1964 vs. New York
Cookie Gilchrist	32-142, 0 TD	Sept. 24, 1965 at Boston
Cookie Gilchrist	16-119, 0 TD	Nov. 14, 1965 at Houston
Floyd Little	25-126, 1 TD	Oct. 27, 1968 vs. Miami
Floyd Little	30-147, 1 TD	Nov. 3, 1968 at Boston
Floyd Little	21-105, 1 TD	Sept. 14, 1969 vs. Boston
Floyd Little	15-104, 1 TD	Sept. 21, 1969 vs. New York Jets
Floyd Little	29-166, 1 TD	Oct. 19, 1969 at Cincinnati
Floyd Little	16-140, 1 TD	Oct. 25, 1970 at San Francisco
Bobby Anderson	25-106, 1 TD	Oct. 17, 1971 vs. San Diego
Floyd Little	25-113, 1 TD	Oct. 24, 1971 at Cleveland
Floyd Little	24-123, 1 TD	Oct. 31, 1971 at Philadelphia
Floyd Little	22-101, 0 TD	Nov. 14, 1971 vs. Cincinnati
Floyd Little	29-125, 0 TD	Dec. 5, 1971 vs. Chicago
Floyd Little	22-101, 0 TD	Sept. 17, 1972 vs. Houston
Floyd Little	18-100, 2 TD	Oct. 15, 1972 vs. Minnesota
Floyd Little	14-124, 1 TD	Nov. 5, 1972 at New York Giants
Joe Dawkins	30-117, 0 TD	Oct. 28, 1973 at New York Jets
Floyd Little	19-123, 1 TD	Oct. 14, 1973 at Houston
Floyd Little	22-109, 2 TD	Nov. 11, 1973 vs. San Diego
Otis Armstrong	19-131, 0 TD	Sept. 22, 1974 vs. Pittsburgh
Otis Armstrong	17-142, 1 TD	Oct. 27, 1974 at Cleveland
Otis Armstrong	19-110, 1 TD	Nov. 10, 1974 at Baltimore
Otis Armstrong	29-146, 0 TD	Nov. 24, 1974 at Oakland
Jon Keyworth	15-148, 1 TD	Nov. 24, 1974 at Oakland
Otis Armstrong	24-144, 1 TD	Nov. 28, 1974 at Detroit

## 100 YARD RUSHING GAMES (Continued)

Otis Armstrong	31-183, 3 TD	Dec. 8, 1974 vs. Houston
Otis Armstrong	18-142, 0 TD	Dec. 15, 1974 at San Diego
Jon Keyworth	20-132, 0 TD	Nov. 30, 1975, vs. San Diego
Otis Armstrong	16-101, 1 TD	Oct. 24, 1976 at Kansas City
Otis Armstrong	18-116, 0 TD	Nov. 7, 1976 vs. Tampa Bay
Otis Armstrong	26-116, 1 TD	Dec. 12, 1976 at Chicago
Norris Weese	12-120, 0 TD	Dec. 12, 1976 at Chicago
Otis Armstrong	21-120, 0 TD	Nov. 20, 1977 at Kansas City
Rob Lytle	16-110, 1 TD	Nov. 19, 1978 vs. Green Bay
Rob Lytle	18-102, 1 TD	Nov. 25, 1979 vs. Oakland

**TOTALS**—Floyd Little 15, Otis Armstrong 11, Billy Joe 2, Cookie Gilchrist 2, Jon Keyworth 2, Rob Lytle 2, Donnie Stone 1, Bobby Anderson 1, Joe Dawkins 1, Norris Weese 1.

## 300-YARD PASSING GAMES

Player	Performance	Opponent
Frank Tripucka	30-52-2, 375 yards and 3 TD	Nov. 6, 1960 vs. Houston
Frank Tripucka	19-41-5, 328 yards and 3 TD	Nov. 27, 1960 vs. Buffalo
Frank Tripucka	28-47-2, 376 yards and 2 TD	Sept. 7, 1962 vs. San Diego
Frank Tripucka	29-56-3, 447 yards and 2 TD	Sept. 15, 1962 at Buffalo
Frank Tripucka	26-40-1, 308 yards and 1 TD	Oct. 21, 1962 vs. Houston
Jacky Lee	11-36-1, 370 yards and 1 TD	Dec. 5, 1965 at Oakland
John McCormick	13-37-3, 328 yards and 3 TD	Dec. 18, 1966 at Buffalo
Marlin Briscoe	12-29-2, 335 yards and 4 TD	Nov. 24, 1968 vs. Buffalo
Steve Tensi	19-26-1, 301 yards and 3 TD	Nov. 23, 1969 at San Diego
Charley Johnson	20-28-0, 361 yards and 2 TD	Oct. 22, 1972 at Oakland
Charley Johnson	24-39-2, 326 yards and 1 TD	Sept. 20, 1973 vs. Chicago
Charley Johnson	28-42-2, 445 yards and 2 TD	Nov. 18, 1974 vs. Kansas City
Charley Johnson	12-20-2, 329 yards and 3 TD	Sept. 21, 1975 vs. Kansas City

**TOTALS**—Frank Tripucka 5, Charley Johnson 4, Jacky Lee 1, John McCormick 1, Marlin Briscoe 1, Steve Tensi 1.

## 100-YARD RECEIVING GAMES

Player	Performance	Opponent
Al Carmichael	6-130, 1 TD	Sept. 9, 1960 at Boston
Lionel Taylor	6-125, 1 TD	Sept. 23, 1960 at New York
Lionel Taylor	7-101, 2 TD	Oct. 2, 1960 vs. Oakland
Al Carmichael	3-109, 2 TD	Oct. 23, 1960 vs. Boston
Lionel Taylor	10-106, 1 TD	Oct. 23, 1960 vs. Boston
Lionel Taylor	10-140, 1 TD	Nov. 6, 1960 vs. Houston
Al Carmichael	7-117, 2 TD	Nov. 6, 1960 vs. Houston
Lionel Taylor	10-138, 0 TD	Nov. 20, 1960 at Houston
Lionel Taylor	9-199, 3 TD	Nov. 27, 1960 vs. Buffalo
Lionel Taylor	9-171, 1 TD	Dec. 10, 1960 at Los Angeles
Lionel Taylor	7-132, 2 TD	Sept. 10, 1961 at Buffalo
Lionel Taylor	11-126, 0 TD	Sept. 24, 1961 at New York
Lionel Taylor	9-118, 0 TD	Oct. 1, 1961 at Oakland
Lionel Taylor	7-120, 1 TD	Oct. 8, 1961 vs. Dallas
Al Frazier	7-166, 1 TD	Oct. 15, 1961 vs. Oakland
Al Frazier	6-126, 1 TD	Oct. 22, 1961 vs. New York
Al Frazier	5-125, 1 TD	Nov. 12, 1961 vs. San Diego
Lionel Taylor	10-119, 0 TD	Nov. 12, 1961 vs. San Diego
Donnie Stone	9-137, 1 TD	Dec. 3, 1961 vs. Boston
Lionel Taylor	9-133, 0 TD	Sept. 15, 1962 at Buffalo
Al Frazier	4-125, 1 TD	Sept. 15, 1962 at Buffalo
Lionel Taylor	12-119, 0 TD	Sept. 21, 1962 at Boston
Jerry Tarr	4-152, 2 TD	Sept. 21, 1962 at Boston
Lionel Taylor	7-110, 0 TD	Dec. 9, 1962 at Dallas
Lionel Taylor	7-169, 1 TD	Sept. 29, 1963 vs. Boston
Lionel Taylor	7-142, 2 TD	Oct. 6, 1963 vs. San Diego
Bob Scarpitto	4-134, 2 TD	Oct. 13, 1963 vs. Houston
Lionel Taylor	10-116, 1 TD	Dec. 15, 1963 at Oakland
Gene Prebola	4-106, 1 TD	Dec. 15, 1963 at Oakland
Lionel Taylor	8-149, 0 TD	Sept. 27, 1964 vs. Houston



## 100-YARD RECEIVING GAMES (Continued)

Hewritt Dixon	4-109, 0 TD	Oct. 25, 1964 at Oakland
Hewritt Dixon	5-121, 1 TD	Nov. 1, 1964 at Kansas City
Al Denson	3-113, 1 TD	Nov. 1, 1964 at Kansas City
Lionel Taylor	13-112, 0 TD	Nov. 29, 1964 vs. Oakland
Bob Scarpitto	11-111, 2 TD	Dec. 20, 1964 at Houston
Bob Scarpitto	5-108, 2 TD	Sept. 11, 1965 at San Diego
Lionel Taylor	9-172, 1 TD	Sept. 19, 1965 vs. Buffalo
Lionel Taylor	7-114, 0 TD	Nov. 7, 1965 vs. San Diego
Lionel Taylor	11-141, 2 TD	Nov. 21, 1965 vs. Oakland
Lionel Taylor	8-164, 0 TD	Dec. 5, 1965 at Oakland
Wendell Hayes	5-126, 1 TD	Dec. 5, 1965 at Oakland
Al Denson	5-158, 1 TD	Oct. 2, 1966 vs. Houston
Charlie Mitchell	4-126, 1 TD	Dec. 4, 1966 vs. Miami
Bob Scarpitto	5-123, 3 TD	Dec. 18, 1966 at Buffalo
Al Denson	4-131, 2 TD	Sept. 3, 1967 vs. Boston
Al Denson	7-134, 1 TD	Sept. 24, 1967 vs. New York Jets
Eric Crabtree	6-123, 1 TD	Oct. 22, 1967 vs. San Diego
Al Denson	4-107, 1 TD	Oct. 29, 1967 at Kansas City
Al Denson	7-102, 2 TD	Nov. 19, 1967 at Buffalo
Eric Crabtree	8-107, 1 TD	Nov. 23, 1967 at San Diego
Eric Crabtree	6-129, 1 TD	Dec. 17, 1967 vs. Kansas City
Al Denson	8-115, 0 TD	Sept. 15, 1968 at Cincinnati
Eric Crabtree	7-113, 0 TD	Sept. 22, 1968 at Kansas City
Eric Crabtree	5-148, 1 TD	Oct. 13, 1968 at New York Jets
Jimmy Jones	8-128, 2 TD	Oct. 20, 1968 at San Diego
Floyd Little	4-165, 1 TD	Nov. 24, 1968 vs. Buffalo
Al Denson	6-131, 2 TD	Dec. 8, 1968 at Oakland
Mike Haffner	4-122, 0 TD	Dec. 14, 1968 vs. Kansas City
Al Denson	6-138, 1 TD	Sept. 28, 1969 at Buffalo
Mike Haffner	6-102, 1 TD	Oct. 26, 1969 at Houston
Al Denson	6-140, 2 TD	Nov. 23, 1969 at San Diego
John Embree	9-122, 1 TD	Nov. 23, 1969 at San Diego
Jerry Simmons	6-153, 0 TD	Nov. 21, 1971 at Kansas City
Rod Sherman	4-110, 0 TD	Sept. 17, 1972 vs. Houston
Jerry Simmons	6-118, 1 TD	Oct. 22, 1972 at Oakland
Bobby Anderson	13-143, 0 TD	Sept. 10, 1973 vs. Chicago
Riley Odums	5-114, 1 TD	Nov. 4, 1973 at St. Louis
Haven Moses	5-108, 2 TD	Nov. 25, 1973 vs. Kansas City
Haven Moses	5-132, 0 TD	Oct. 13, 1974 vs. New Orleans
Floyd Little	7-127, 0 TD	Oct. 20, 1974 vs. San Diego
Riley Odums	7-125, 0 TD	Nov. 18, 1974 vs. Kansas City
Rick Upchurch	3-153, 1 TD	Sept. 21, 1975 vs. Kansas City
*Haven Moses	5-168, 2 TD	Jan. 1, 1978 vs. Oakland
Haven Moses	5-115, 0 TD	Nov. 12, 1978 at Cleveland
Haven Moses	5-101, 1 TD	Nov. 19, 1978 vs. Green Bay
Riley Odums	7-165, 2 TD	Dec. 10, 1978 vs. Kansas City
Haven Moses	5-116, 1 TD	Dec. 16, 1978 vs. Pittsburgh
Riley Odums	5-125, 0 TD	Sept. 23, 1979 vs. Seattle
Haven Moses	4-107, 1 TD	Oct. 14, 1979 at Kansas City
Haven Moses	5-133, 1 TD	Oct. 22, 1979 at Pittsburgh
Riley Odums	7-114, 0 TD	Oct. 28, 1979 vs. Kansas City

**TOTALS**—Lionel Taylor 24, Al Denson 10, Haven Moses 8 (includes one playoff game), Eric Crabtree 5, Riley Odums 5, Al Frazier 4, Bob Scarpitto 4, Al Carmichael 3, Hewritt Dixon 2, Mike Haffner 2, Floyd Little 2, Jerry Simmons 2, Jimmy Jones 1, Gene Prebola 1, Jerry Tarr 1, Donnie Stone 1, Wendell Hayes 1, Charlie Mitchell 1, John Embree 1, Rod Sherman 1, Bobby Anderson 1, Rick Upchurch 1.

## ALL-TIME HONORS

**1979**—Pro Bowl: Randy Gradishar, Tom Jackson, Rick Upchurch, Louis Wright, All-NFL: Randy Gradishar (PFWA, Pro Football Weekly, AP-2nd team), Rick Upchurch (PFWA, Pro Football Weekly, AP-2nd team), Louis Wright (AP, NEA, PFWA, Pro Football Weekly). All-AFC: Randy Gradishar (Pro Football Weekly, The Sporting News, UPI-2nd team), Bob Swenson (UPI-2nd team), Bill Thompson (UPI), Rick Upchurch (Pro Football Weekly), Louis Wright (UPI, Pro Football Weekly, The Sporting News). Hartman Award Winners: Craig Morton, Bob Swenson, Larry Canada.

**1978**—Pro Bowl: Lyle Alzado, Randy Gradishar, Tom Jackson, Riley Odums, Bill Thompson, Rick Upchurch, Louis Wright. All-NFL: Lyle Alzado (AP), Randy Gradishar (AP, PFWA, PFW, NEA), Tom Jackson (AP), Rick Upchurch (AP, PFWA, PFW), Louis Wright (AP, PFWA, PFW, NEA), All-AFC: Lyle Alzado (UPI, PFW, TSN), Steve Foley (UPI), Randy Gradishar (UPI, PFW, TSN), Tom Jackson (UPI), Bill Thompson (UPI, PFW, TSN), Rick Upchurch (PFW), Louis Wright (UPI, PFW, TSN). NFL Defensive Player of the Year: Randy Gradishar (AP, PFW, NEA). AFC Defensive Player of the Year: Randy Gradishar (UPI, Kansas City 101 Club). Colorado Sports Hall of Fame Pro Athlete of the Year: Randy Gradishar. Hartman Award Winners: Riley Odums, Randy Gradishar, Maurice Harvey.

**1977**—Pro Bowl: Lyle Alzado, Randy Gradishar, Tom Jackson, Billy Thompson, Louis Wright. All-NFL: Lyle Alzado (AP, UPI, PFW), Randy Gradishar (AP, UPI, PFW), Tom Jackson (AP, UPI, PFW), Billy Thompson (AP). All-AFC: Louis Wright (PFW), Billy Thompson (PFW). AFC Defensive Player of the Year: Lyle Alzado (Kansas City 101 Club). Colorado Sports Hall of Fame Pro Athlete of the Year: Craig Morton. Hartman Award Winners: Craig Morton, Tom Jackson, Rick Upchurch.

**1976**—Pro Bowl: Rick Upchurch, Otis Armstrong. All-NFL: Rick Upchurch. Hartman Award Winners: Riley Odums, Tom Jackson, Rick Upchurch.

**1975**—Pro Bowl: Randy Gradishar, Riley Odums. All-Pro: Riley Odums. Hartman Award Winners: Bobby Maples, Lyle Alzado, Jim Turner.

**1974**—Pro Bowl: Otis Armstrong, Riley Odums. All-Pro: Riley Odums, Otis Armstrong. Hartman Award Winners: Otis Armstrong, Tom Jackson, Ken Criter.

**1973**—Pro Bowl: Floyd Little, Haven Moses, Paul Smith, Riley Odums. All-Pro: Riley Odums. Hartman Award Winners: Charley Johnson, Paul Smith. Colorado Sports Hall of Fame Pro Athlete of the Year: Paul Smith.

**1972**—Pro Bowl: Floyd Little, Paul Smith. Colorado Sports Hall of Fame Pro Athlete of the Year: Floyd Little.

**1971**—Pro Bowl: Floyd Little, Rich Jackson.

**1970**—Pro Bowl: Rich Jackson. All-Pro: Rich Jackson. Colorado Sports Hall of Fame Pro Athlete of the Year: Rich Jackson.

**1969**—All-AFL: Floyd Little, Rich Jackson. AFL All-Star Game: Rich Jackson, Al Denson, Mike Current, George Goeddeke, Floyd Little, Dave Costa.

**1968**—All-AFL: Rich Jackson. AFL All-Star Game: Floyd Little, Dave Costa, Rich Jackson.

**1967**—AFL All-Star Game: Al Denson, Larry Kaminski, Dave Costa, Nemiah Wilson.

**1966**—All-AFL: Bob Scarpitto. AFL All-Star Game: Bob Scarpitto, Jerry Strum, Goose Gonsoulin, John Bramlett.

**1965**—All-AFL: Cookie Gilchrist, Lionel Taylor, Eldon Dannenhauer. AFL All-Star Game: Eldon Dannenhauer, Cookie Gilchrist.

**1964**—All-AFL: Willie Brown. AFL All-Star Game: Willie Brown, Jerry Strum, Goose Gonsoulin, Jim Fraser.

**1963**—All-AFL: Goose Gonsoulin. AFL All-Star Game: Bud McFadin, Goose Gonsoulin.

**1962**—All-AFL: Bud McFadin, Goose Gonsoulin, Eldon Dannenhauer, Bob Zeman. AFL All-Star Game: Eldon Dannenhauer, Bud McFadin, Gene Mingo, Bob Zeman, Goose Gonsoulin, Jim Fraser.

**1961**—All-AFL: Lionel Taylor, Bud McFadin. AFL All-Star Game: Bud McFadin, Ken Adamson, Goose Gonsoulin, Don Stone.

**1960**—All-AFL: Lionel Taylor, Bud McFadin, Goose Gonsoulin.

## The Denver Broncos, with Red Miller

KBTB Channel 9 will air the Red Miller Show Monday evenings at 6:30 p.m. during the season, with the Broncos coach present to provide commentary on both the previous and the upcoming games.

# ALL-TIME SCORES

## REGULAR SEASON RESULTS

1960			1961		
Coach: Frank Filchock			Coach: Frank Filchock		
13	At Boston	10 21,597	22	At Buffalo	10 16,638
27	At Buffalo	21 15,229	17	At Boston	45 14,479
24	At New York	28 20,462	28	At New York	35 14,381
31	Oakland	14 18,372	19	At Oakland	33 8,361
19	Los Angeles	23 19,141	12	Dallas	19 14,500
31	Boston	24 12,683	27	Oakland	24 11,129
14	Dallas	17 13,002	27	New York	10 12,508
25	Houston	45 14,489	0	At San Diego	37 32,584
7	At Dallas	34 21,000	14	Houston	55 11,584
10	At Houston	20 20,778	16	San Diego	19 7,859
38	Buffalo	38 7,785	10	Buffalo	23 7,645
27	New York	30 5,861	14	At Houston	45 27,874
33	At Los Angeles	41 9,928	24	Boston	28 9,303
10	At Oakland	48 7,000	21	At Dallas	49 8,000

1962			1963		
Coach: Jack Faulkner			Coach: Jack Faulkner		
30	San Diego	21 28,000	7	Kansas City	59 21,115
23	At Buffalo	20 30,577	14	At Houston	20 23,047
16	At Boston	41 21,038	14	Boston	10 18,636
32	At New York	10 17,213	50	San Diego	34 19,137
44	Oakland	7 22,452	24	Houston	33 24,896
23	At Oakland	6 7,000	21	At Boston	40 25,418
20	Houston	10 34,496	35	At New York	35 22,553
38	Buffalo	45 26,051	28	Buffalo	30 19,424
29	At San Diego	20 20,827	17	At Buffalo	27 30,989
3	Dallas	33 28,187	9	New York	14 14,247
45	New York	24 23,523	10	Oakland	26 14,763
17	At Houston	45 15,776	21	At Kansas City	52 17,433
10	At Dallas	34 30,650	31	At Oakland	35 15,223
		17 19,137	20	At San Diego	58 31,312

1964			1965		
Coach: Jack Faulkner (4 games) and Mac Speedie (10 games)			Coach: Mac Speedie		
6	At New York	30 45,665	31	At San Diego	34 27,022
13	At Buffalo	30 25,141	15	Buffalo	30 30,656
17	Houston	38 22,155	27	At Boston	10 26,782
10	Boston	39 17,851	16	New York	13 34,988
33	Kansas City	27 16,885	23	Kansas City	31 31,001
14	At San Diego	42 23,242	28	Houston	17 32,492
7	At Oakland	40 16,825	13	At Buffalo	31 45,046
39	Kansas City	49 15,053	10	At New York	45 55,572
20	San Diego	31 19,670	21	San Diego	35 33,073
20	New York	16 11,309	31	At Houston	21 28,126
7	At Boston	12 24,979	20	Oakland	28 30,369
20	Oakland	20 15,958	13	At Oakland	24 19,023
19	Buffalo	30 14,431	20	Boston	28 27,207
15	At Houston	34 15,839	35	At Kansas City	45 14,421

1966			1967		
Coach: Mac Speedie (2 games) and Ray Malavasi (12 games)			Coach: Lou Saban		
7	At Houston	45 30,156	26	Boston	21 35,488
10	Boston	24 25,160	0	At Oakland	51 25,423
7	New York	16 28,770	21	At Miami	35 29,381
40	Houston	38 27,203	24	New York	38 35,565
10	At Kansas City	37 33,929	6	At Houston	10 21,798
7	At Miami	24 23,393	16	Buffalo	17 35,188
10	Kansas City	56 26,196	21	San Diego	33 34,465
17	At San Diego	24 25,819	9	At Kansas City	52 44,002
17	At Boston	10 18,154	17	Oakland	21 29,043
3	Oakland	17 26,703	18	Houston	20 30,392
20	San Diego	17 24,860	21	At Buffalo	20 30,891
17	Miami	7 33,306	20	At San Diego	24 34,586
10	At Oakland	28 31,765	33	At New York	24 61,615
21	At Buffalo	38 40,583	24	Kansas City	38 31,660

## REGULAR SEASON RESULTS

1968			1969		
Coach: Lou Saban			Coach: Lou Saban		
10	At Cincinnati	24 25,049	26	Boston	21 35,488
2	At Kansas City	34 45,821	21	New York	19 50,583
17	Boston	20 37,024	28	At Buffalo	41 40,302
10	Cincinnati	7 41,257	13	Kansas City	26 50,564
21	At New York	13 62,052	14	Oakland	24 49,511
24	At San Diego	55 42,953	30	At Cincinnati	23 27,920
21	Miami	14 44,115	21	At Houston	24 45,348
35	At Boston	14 18,304	13	San Diego	0 45,511
7	Oakland	43 50,002	10	At Oakland	41 54,416
17	At Houston	38 36,075	20	Houston	20 45,002
34	Buffalo	32 35,201	24	At San Diego	45 34,664
23	San Diego	47 35,312	17	At Kansas City	31 48,773
27	At Oakland	33 47,754	24	At Miami	27 25,332
7	Kansas City	30 38,463	27	Cincinnati	16 42,196

1970			1971		
Coach: Lou Saban			Coach: Lou Saban (9 games) and Jerry Smith (5 games)		
25	At Buffalo	10 34,882	4-9-1	Attend.	
16	Pittsburgh	13 50,705	10	Miami	10 51,200
26	Kansas City	13 50,705	13	At G. Bay (Milw.)	34 47,957
23	At Oakland	35 54,436	3	Kansas City	16 51,200
24	Atlanta	10 50,705	16	Oakland	27 51,200
14	At San Francisco	19 39,515	20	San Diego	16 51,200
3	Washington	19 50,705	27	At Cleveland	0 75,674
21	At San Diego	24 48,327	16	At Philadelphia	17 65,358
19	Oakland	24 50,959	20	Detroit	24 51,200
31	At New Orleans	6 66,837	10	Cincinnati	24 51,200
21	At Houston	31 35,733	10	At Kansas City	28 49,945
0	At Kansas City	16 50,454	22	At Pittsburgh	10 39,710
17	San Diego	17 50,959	6	Chicago	3 51,200
13	Cleveland	27 51,001	17	At San Diego	45 44,347
			13	At Oakland	21 54,651

1972			1973		
Coach: John Ralston			Coach: John Ralston		
30	Houston	17 51,656	7-5-2	Attend.	
14	At San Diego	37 49,048	28	Cincinnati	10 49,059
24	Kansas City	45 51,656	34	San Francisco	36 50,966
10	At Cincinnati	21 55,812	14	Chicago	33 51,159
20	Minnesota	23 51,656	48	At Kansas City	16 71,414
30	At Oakland	23 53,551	23	At Houston	20 32,801
20	Cleveland	27 51,656	23	Oakland	23 51,270
17	At N.Y. Giants	29 62,689	40	at N.Y. Jets	28 55,108
16	At Los Angeles	10 65,398	17	At St. Louis	17 46,567
20	Oakland	37 51,656	30	San Diego	19 51,034
20	At Atlanta	23 58,850	23	At Pittsburgh	13 48,580
21	At Kansas City	24 66,725	14	Kansas City	10 51,331
38	San Diego	13 51,473	10	Dallas	22 51,508
45	New England	21 51,656	42	At San Diego	28 44,954
			17	At Oakland	21 51,910

1974			1975		
Coach: John Ralston			Coach: John Ralston		
10	Los Angeles	17 51,121	6-8-0	Attend.	
35	Pittsburgh (OT)	35 51,068	37	Kansas City	33 51,858
3	At Washington	30 54,395	23	Green Bay	13 51,621
17	At Kansas City	14 67,298	14	At Buffalo	38 79,864
33	New Orleans	17 50,881	9	At Pittsburgh	20 49,164
27	San Diego	7 50,928	16	Cleveland	15 52,590
21	At Cleveland	23 60,478	13	At Kansas City	26 70,043
17	Oakland	28 45,946	17	Oakland	42 5,505
17	At Baltimore	6 33,244	26	Cincinnati	17 49,919
34	Kansas City	42 50,236	21	At San Diego	17 26,048
20	At Oakland	17 51,224	13	At Atlanta	35 28,686
31	At Detroit	27 51,157	20	San Diego (OT)	10 46,802
37	Houston	14 47,142	25	At Oakland	17 51,075
0	At San Diego	17 36,571	13	Philadelphia	10 37,080
				At Miami	14 43,064

## REGULAR SEASON RESULTS

1976			1977		
<b>Coach: John Ralston</b>	<b>9-5-0</b>	<b>Attend.</b>	<b>Coach: Red Miller</b>	<b>12-2-0</b>	<b>Attend.</b>
7 At Cincinnati	17	53,464	7 St. Louis	0	75,002
46 New York Jets	3	62,669	26 Buffalo	6	74,897
44 Cleveland	13	62,975	24 At Seattle	13	53,108
26 San Diego	0	63,369	23 Kansas City	7	74,878
3 At Houston	17	47,928	30 At Oakland	7	53,616
10 Oakland	17	63,431	24 At Cincinnati	13	54,305
35 At Kansas City	26	57,961	14 Oakland	24	75,007
6 At Oakland	19	52,169	21 Pittsburgh	7	74,967
48 Tampa Bay	13	62,703	17 At San Diego	14	45,211
17 At San Diego	0	32,017	14 At Kansas City	7	54,050
14 New York Giants	13	63,151	27 Baltimore	13	74,939
14 At New England	38	61,128	24 At Houston	14	46,875
17 Kansas City	16	58,170	17 San Diego	9	74,905
28 At Chicago	14	44,459	6 At Dallas	14	63,752
			<b>Playoffs</b>		
			34 Pittsburgh	21	75,011
			20 Oakland	17	74,982
			<b>Super Bowl</b>		
			10 Dallas	27	76,400

1978			1979		
<b>Coach: Red Miller</b>	<b>10-6-0</b>	<b>Attend.</b>	<b>Coach: Red Miller</b>	<b>10-6-0</b>	<b>Attend.</b>
14 Oakland	6	74,904	10 Cincinnati	0	74,788
9 At Minnesota (OT)	12	46,508	9 Los Angeles	13	74,884
27 San Diego	14	74,983	20 At Atlanta (OT)	17	57,677
23 At Kansas City (OT)	17	60,593	37 Seattle	34	74,897
28 Seattle	7	74,989	3 At Oakland	27	52,632
0 At San Diego	23	50,077	7 San Diego	0	74,997
16 Chicago	7	75,008	24 At Kansas City	10	74,292
6 At Baltimore	7	54,057	7 At Pittsburgh	42	49,699
20 At Seattle (OT)	17	62,948	20 Kansas City	3	74,908
28 New York Jets	31	74,983	10 New Orleans	3	74,482
19 At Cleveland	7	70,856	45 New England	10	74,379
16 Green Bay	3	74,965	38 At San Francisco	28	42,910
14 At Detroit	17	71,785	10 Oakland	14	74,186
21 At Oakland	6	53,932	19 At Buffalo	16	37,886
24 Kansas City	3	74,149	23 At Seattle	28	60,038
17 Pittsburgh	21	74,104	7 At San Diego	17	51,906
<b>Playoffs</b>			<b>Playoffs</b>		
10 At Pittsburgh	33	48,921	7 At Houston	13	48,776

## ALL-TIME PRE-SEASON RESULTS

1960 (0-5)		1964 (2-3)	
6 Boston 43 (Providence, R.I.)		20 At San Diego 34	
14 Buffalo 31 (Rochester)		7 Oakland 20	
3 At Houston 42		32 At Houston 20	
0 Dallas 48 (Little Rock)		10 Kansas City 14 (Ft. Worth)	
30 At Los Angeles 36		28 Boston 17	

1961 (1-4)		1965 (1-4)	
13 At Dallas 31 (Midland, Tex.)		24 Kansas City 30	
48 Oakland 21 (Spokane)		27 Oakland 17 (Salt Lake City)	
27 At Dallas 29 (Ft. Worth)		6 San Diego 21	
10 Houston 42 (Mobile)		3 Houston 25 (San Antonio)	
12 At Oakland 49		20 Oakland 30 (Saramento)	

1962 (2-2)		1966 (1-3)	
17 Houston 33 (Atlanta)		30 Kansas City 32	
24 At San Diego 31		3 At Buffalo 25	
27 At Dallas 24		28 Miami 16 (Memphis)	
41 At Oakland 12 (Stockton, Calif.)		21 Oakland 52	

1963 (2-3)		1967 (3-1)	
27 Houston 10		2 Miami 19 (Akron)	
10 At Oakland 35		13 Detroit 7	
31 San Diego 25		14 Minnesota 9	
16 At Kansas City 30		21 Oakland 17 (N. Platte, Neb.)	
14 Buffalo 21 (Winston-Salem)			

## ALL-TIME PRE-SEASON RESULTS (Continued)

1968 (2-3)		1974 (4-2)	
15 Cincinnati 13		19 New York Jets 41	
16 Minnesota 39		27 Minnesota 21	
6 San Francisco 22		10 At San Francisco 3	
6 San Diego 3 (San Antonio)		31 At Green Bay 21	
7 Oakland 23 (Portland)		27 New England 21 (At Spokane)	
		14 Atlanta 20	

1969 (1-4)		1975 (3-3)	
6 At Minnesota 26		20 Baltimore 23	
22 New Orleans 28		21 At New Orleans 24	
19 San Francisco 15		27 Houston 21	
10 Boston 26 (Jacksonville)		13 At Chicago 0	
11 At Cincinnati 13		10 At San Francisco 44	
		21 St. Louis 17	

1970 (3-2)		1976 (5-2)	
26 St. Louis 16		10 Detroit 7 (Hall of Fame Game at Canton, Ohio)	
7 Baltimore 24		14 Chicago 15	
7 S. Francisco 23 (Eugene, Ore.)		7 At San Francisco 17	
30 Chicago 17		13 At Dallas 9	
16 Boston 14 (Salt Lake City)		52 Seattle 7	

1971 (1-4)		1977 (5-1)	
13 Washington 17		14 Baltimore 8	
10 Atlanta 27 (Memphis)		15 St. Louis 7	
17 San Francisco 33 (Spokane)		10 At Atlanta 2	
14 Minnesota 7		24 At Philadelphia 28	
17 At Chicago 33		27 At Seattle 10	
		20 At San Francisco 0	

1972 (2-3)		1978 (2-2)	
0 At Washington 41		17 At Houston 12	
13 At St. Louis 17		14 Dallas 21	
27 At San Francisco 24		23 At Buffalo 13	
49 New England 24		13 San Francisco 24	
13 Baltimore 20			

1973 (2-3)		1979	
10 At Washington 14		6 At Dallas 7	
38 St. Louis 17		13 Washington 6	
7 At San Francisco 43		21 At San Francisco 0	
16 Buffalo 14		20 New England 17 (OT)	
10 Baltimore 17			

## REGULAR SEASON SERIES RECORDS

### ATLANTA FALCONS

1970—At Den 24, Atl 10  
 1972—At Atl 23, Den 20  
 1975—At Atl 35, Den 21  
 1979—Den 20, At Atl 17 (OT)  
 (Broncos 2, Falcons 2)

### BALTIMORE COLTS

1974—Den 17, At Bal 6  
 1977—At Den 27, Bal 13  
 1978—At Bal 7, Den 6  
 (Broncos 2, Colts 1)

### BUFFALO BILLS

1960—Den 27, At Buf 21  
 1960—At Den 38, Buf 38 (tie)  
 1961—Louis 7  
 1961—Buf 23, At Den 10  
 1962—Den 23, At Buf 20  
 1962—Buf 45, At Den 38  
 1963—Buf 30, At Den 28  
 1963—At Buf 27, Den 17  
 1964—At Buf 30, Den 13  
 1964—Buf 30, At Den 19  
 1965—Buf 30, At Den 15  
 1965—At Buf 31, Den 13  
 1966—At Buf 38, Den 21  
 1967—Buf 17, At Den 16  
 1967—Den 21, At Buf 20  
 1968—At Den 34, Buf 32  
 1969—At Buf 41, Den 28  
 1970—Den 25, At Buf 10  
 1975—At Buf 38, Den 14  
 1977—At Den 26, Buf 6  
 1979—Den 19, At Buf 16  
 (Broncos 8, Bills 12, 1 tie)



## SERIES RECORDS (CONTINUED)

### CHICAGO BEARS

1971—At Den 6, Chi 3  
1973—Chi 33, At Den 14  
1976—Den 28, At Chi 14  
1978—At Den 16, Chi 7  
(Broncos 3, Bears 1)

### CINCINNATI BENGALS

1968—At Cin 24, Den 10  
1968—At Den 10, Cin 7  
1969—Den 30, At Cin 23  
1969—At Den 27, Cin 16  
1971—Cin 24, At Den 10  
1972—At Cin 21, Den 10  
1973—At Den 28, Cin 10  
1975—Cin 17, At Den 16  
1976—At Cin 17, Den 7  
1977—Den 24, At Cin 13  
1979—At Den 10, Cin 0  
(Broncos 6, Bengals 5)

### CLEVELAND BROWNS

1970—Cle 27, At Den 13  
1971—Den 27, At Cle 0  
1972—Cle 27, At Den 20  
1974—At Cle 23, Den 21  
1975—At Den 16, Cle 15  
1976—At Den 44, Cle 13  
1978—Den 19, At Cle 7  
(Broncos 4, Browns 3)

### DALLAS COWBOYS

1973—Dal 22, At Den 10  
1977—At Dal 14, Den 6  
(Broncos 0, Cowboys 2)

### DETROIT LIONS

1971—Det 24, At Den 20  
1974—Den 31, At Det 27  
1978—At Det 17, Den 14  
(Broncos 1, Lions 2)

### GREEN BAY PACKERS

1971—At GB 34, Den 13  
1975—At Den 23, GB 13  
1978—At Den 16, GB 3  
(Broncos 2, Packers 1)

### HOUSTON OILERS

1960—Hou 45, At Den 25  
1960—At Hou 20, Den 10  
1961—Hou 55, At Den 14  
1961—At Hou 45, Den 14  
1962—At Den 20, Hou 10  
1962—At Hou 34, Den 17  
1963—At Hou 20, Den 14  
1963—Hou 33, At Den 24  
1964—Hou 38, At Den 17  
1964—At Hou 34, Den 15  
1965—At Den 28, Hou 17  
1965—Den 31, At Hou 21  
1966—At Hou 45, Den 7  
1966—At Den 40, Hou 38  
1967—At Hou 10, Den 6  
1967—Hou 20, At Den 18  
1968—At Hou 38, Den 17  
1969—At Hou 24, Den 21  
1969—At Den 20, Hou 20  
1970—At Hou 31, Den 21  
1972—At Den 30, Hou 17  
1973—Den 48, At Hou 20  
1974—At Den 37, Hou 14  
1976—At Hou 17, Den 3  
1977—Den 24, At Hou 14  
(Broncos 8, Oilers 16, 1 tie)

### KANSAS CITY CHIEFS (Dallas Texans 1960-62)

1960—Dal 17, At Den 14  
1960—At Dal 34, Den 7  
1961—Dal 19, At Den 12  
1961—At Dal 49, Den 21  
1962—Dal 24, At Den 3  
1962—At Dal 17, Den 10  
1963—KC 59, At Den 7  
1963—At KC 52, Den 21  
1964—At Den 33, KC 27  
1964—At KC 49, Den 39  
1965—KC 31, At Den 23  
1965—At KC 45, Den 35  
1966—At KC 37, Den 10  
1966—KC 56, At Den 10  
1967—At KC 52, Den 9  
1967—KC 38, At Den 24  
1968—At KC 34, Den 2  
1968—KC 30, At Den 7  
1969—KC 26, At Den 13  
1969—At KC 31, Den 17  
1970—At Den 26, KC 13  
1970—At KC 16, Den 0  
1971—KC 16, At Den 3  
1971—At KC 28, Den 10  
1972—KC 45, At Den 24  
1972—At KC 24, Den 21  
1973—At KC 16, Den 14  
1973—At Den 14, KC 10  
1974—Den 17, At KC 14  
1974—KC 42, At Den 34  
1975—At Den 37, KC 33  
1975—At KC 26, Den 13  
1976—Den 35, At KC 26  
1976—At Den 17, KC 16  
1977—At Den 23, KC 7  
1977—Den 14, At KC 7  
1978—Den 23, At KC 17 (OT)  
1978—At Den 24, KC 3  
1979—Den 24, At KC 10  
1979—At Den 20, KC 3  
(Broncos 13, Chiefs 27)

### LOS ANGELES RAMS

1972—Den 16, At LA 10  
1974—LA 17, At Den 10  
1979—LA 13, At Den 9  
(Broncos 1, Rams 2)

### MIAMI DOLPHINS

1966—At Mia 24, Den 7  
1966—At Den 17, Mia 7  
1967—At Mia 35, Den 21  
1968—At Den 21, Mia 14  
1969—At Mia 27, Den 24  
1971—At Den 10, Mia 10  
1975—At Mia 14, Den 13  
(Broncos 2, Dolphins 4, 1 tie)

### MINNESOTA VIKINGS

1972—Min 23, At Den 20  
1978—At Min 12, Den 9 (OT)  
(Broncos 0, Vikings 2)

## SERIES RECORD (CONTINUED)

### NEW ENGLAND PATRIOTS (Boston Patriots 1960-70)

1960—Den 13, At Bos 10  
1960—At Den 31, Bos 24  
1961—At Bos 45, Den 17  
1961—Bos 28, At Den 24  
1962—At Bos 41, Den 16  
1962—Bos 33, At Den 29  
1963—At Den 14, Bos 10  
1963—At Bos 40, Den 21  
1964—Bos 39, At Den 10  
1964—At Bos 12, Den 7  
1965—Den 27, At Bos 10  
1965—Bos 28, At Den 20  
1966—Bos 24, At Den 10  
1966—Den 17, At Bos 10  
1967—At Den 26, Bos 21  
1968—Bos 20, At Den 17  
1968—Den 35, At Bos 14  
1969—At Den 35, Bos 7  
1972—At Den 45, NE 21  
1976—At NE 38, Den 14  
1979—At Den 45, NE 10  
(Broncos 10, Patriots 11)

### NEW ORLEANS SAINTS

1970—Den 31, At NO 6  
1974—At Den 33, NO 17  
1979—At Den 10, NO 3  
(Broncos 3, Saints 0)

### NEW YORK GIANTS

1972—At NY 29, Den 17  
1976—At Den 14, NY 13  
(Broncos 1, Giants 1)

### NEW YORK JETS (New York Titans 1960-62)

1960—At NY 28, Den 24  
1960—NY 30, At Den 27  
1961—At NY 35, Den 28  
1961—At Den 27, NY 10  
1962—Den 32, At NY 10  
1962—NY 46, At Den 45  
1963—Den 35, NY 35  
1963—NY 14, At Den 9  
1964—At NY 30, Den 6  
1964—At Den 20, NY 16  
1965—At Den 16, NY 13  
1965—At NY 45, Den 10  
1966—NY 16, At Den 7  
1967—NY 38, At Den 24  
1967—Den 33, At NY 24  
1968—Den 21, At NY 13  
1969—At Den 21, NY 19  
1973—Den 40, At NY 28  
1976—At Den 46, NY 3  
1978—NY 31, At Den 28  
(Broncos 9, Jets 10, 1 tie)

### OAKLAND RAIDERS

1960—At Den 31, Oak 14  
1960—At Oak 48, Den 10  
1961—At Oak 33, Den 19  
1961—At Den 27, Oak 24  
1962—At Den 44, Oak 7  
1962—Den 23, At Oak 6  
1963—Oak 26, At Den 10  
1963—At Oak 35, Den 31  
1964—At Oak 40, Den 7  
1964—At Den 20, Oak 20  
1965—Oak 28, At Den 20  
1965—At Oak 24, Den 13  
1966—Oak 17, At Den 3  
1966—At Oak 28, Den 10  
1967—At Oak 51, Den 0  
1967—Oak 21, At Den 17  
1968—Oak 43, At Den 7  
1968—At Oak 33, Den 27  
1969—Oak 24, At Den 14  
1969—At Oak 41, Den 10  
1970—At Oak 35, Den 23  
1970—Oak 24, At Den 19  
1971—Oak 27, At Den 16  
1971—At Oak 21, Den 13  
1972—Den 30, At Oak 23  
1972—Oak 37, At Den 20  
1973—At Den 23, Oak 23  
1973—At Oak 21, Den 17  
1974—Oak 28, At Den 17  
1974—Den 20, At Oak 17  
1975—Oak 42, At Den 17  
1975—At Oak 17, Den 10  
1976—Oak 17, At Den 10  
1976—At Oak 19, Den 3  
1977—Den 30, At Oak 7  
1977—Oak 24, At Den 14  
1978—At Den 14, Oak 6  
1978—Den 21, At Oak 6  
1979—At Oak 27, Den 3  
1979—Oak 14, At Den 10  
(Broncos 9, Raiders 29, 2 ties)

### PHILADELPHIA EAGLES

1971—At Phi 17, Den 16  
1975—At Den 25, Phi 10  
(Broncos 1, Eagles 1)

### PITTSBURGH STEELERS

1970—At Den 16, Pit 13  
1971—Den 22, At Pit 10  
1973—Den 23, At Pit 13  
1974—At Den 35, Pit 35 (OT)  
1975—At Pit 20, Den 9  
1977—At Den 21, Pit 7  
1978—Pit 21, At Den 17  
1979—At Pit 42, Den 7  
(Broncos 4, Steelers 3, 1 tie)

## SERIES RECORD (CONTINUED)

### SAN DIEGO CHARGERS (Los Angeles Chargers 1960)

1960—LA 23, At Den 19  
 1960—At LA 41, Den 33  
 1961—At SD 37, Den 0  
 1961—SD 19, At Den 16  
 1962—At Den 30, SD 21  
 1962—Den 23, At SD 20  
 1963—At Den 50, SD 34  
 1963—At SD 58, Den 20  
 1964—At SD 42, Den 14  
 1964—SD 31, At Den 20  
 1965—At SD 34, Den 31  
 1965—SD 35, At Den 21  
 1966—At SD 24, Den 17  
 1966—At Den 20, SD 17  
 1967—SD 38, At Den 21  
 1967—At SD 24, Den 20  
 1968—At SD 55, Den 24  
 1968—SD 47, At Den 23  
 1969—At Den 13, SD 0  
 1969—At SD 45, Den 24  
 1970—At SD 24, Den 21  
 1970—At Den 17, SD 17  
 1971—At Den 20, SD 16  
 1971—At SD 45, Den 17  
 1972—At SD 37, Den 14  
 1972—At Den 38, SD 13  
 1973—At Den 30, SD 19  
 1973—Den 42, At SD 28  
 1974—At Den 27, SD 7  
 1974—At SD 17, Den 0  
 1975—Den 27, At SD 17  
 1975—At Den 13, SD 10 (OT)  
 1976—At Den 26, SD 0  
 1976—Den 17, At SD 0  
 1977—Den 14, At SD 10  
 1977—Den 17, At SD 14  
 1977—At Den 17, SD 9  
 1978—At Den 27, SD 14  
 1978—At SD 23, Den 0  
 1979—At Den 7, SD 0  
 1979—At SD 17, Den 7  
 (Broncos 18, Chargers 21, 1 tie)

### SAN FRANCISCO 49ERS

1970—At SF 19, Den 14  
 1973—SF 36, At Den 34  
 1979—Den 38, At SF 28  
 (Broncos 1, 49ers 2)

### SEATTLE SEAHAWKS

1977—Den 24, At Sea 13  
 1978—At Den 28, Sea 7  
 1978—Den 20, At Sea 17 (OT)  
 1979—At Den 37, Sea 34  
 1979—At Sea 28, Den 23  
 (Broncos 4, Seahawks 1)

### ST. LOUIS CARDINALS

1973—Den 17, At SL 17  
 1977—At Den 7, SL 0  
 (Broncos 1, Cardinals 0, 1 tie)

### TAMPA BAY BUCCANEERS

1976—At Den 48, TB 13  
 (Broncos 1, Buccaneers 0)

### WASHINGTON REDSKINS

1970—Was 19, At Den 3  
 1974—At Was 30, Den 3  
 (Broncos 0, Redskins 2)



## PLAYOFF HISTORY

1977

### BRONCOS 34, STEELERS 21

Saturday, Dec. 24 at Denver

After ties at 7, 14, and 21, veteran Jim Turner kicked a 44-yard field goal to put Denver ahead to stay as the Broncos—in their first playoff game ever—beat the perennial AFC Central Champion Steelers. Leading 24-21, the Broncos capped their victory with two fourth-quarter interceptions by linebacker Tom Jackson, the last of which set up Craig Morton's 34-yard game-clinching touchdown pass to Jack Dolbin. Denver capitalized on a blocked punt and a fumble recovery for two scores in the first half, which ended 14-14. Morton and Steeler quarterback Terry Bradshaw traded touchdown passes in the second half before Turner's kick, Jackson's interceptions, and Morton's arm kept Pittsburgh from the AFC title game for the first time in four years. The Denver victory set up a third game between the AFC Western champion Broncos and the AFC Wild Card Raiders, who split two regular season games.

Pittsburgh	0	14	0	7	—	21
Denver	7	7	7	13	—	34

Den—Lytle 7 run (Turner kick)  
 Pit—Bradshaw 1 run (Gerela kick)  
 Den—Armstrong 10 run (Turner kick)  
 Pit—Harris 1 run (Gerela kick)  
 Den—Odoms 30 pass from Morton (Turner kick)  
 Pit—Brown 1 pass from Bradshaw (Gerela kick)  
 Den—FG Turner 44  
 Den—FG Turner 25  
 Den—Dolbin 34 pass from Morton (Turner kick)  
 ATT—75,011

### TEAM STATISTICS

	Pit	Den
First downs	18	15
Total net yards	304	258
Net yards rushing	127	103
Net yards passing	177	155
Total plays	76	61
Passes	19-37-3	11-23-0
Return yards	135	161
Penalty yardage	67	20

### INDIVIDUAL STATISTICS

#### Pittsburgh

**RUSHING**—Harris 28-92, Bleier 7-14, Bradshaw 4-21. **PASSING**—Bradshaw 19-37-3, 177 yards. **RECEIVING**—Harris 4-20, Cunningham 3-42, Swann 1-6, Stallworth 4-80, Bleier 2-10, Brown 1-1, Maxson 3-11, Grossman 1-7.

#### Denver

**RUSHING**—Lytle 12-26, Keyworth 5-20, Jensen 4-13, Armstrong 11-44, Morton 5-0. **PASSING**—Morton 11-23-0, 164 yards. **RECEIVING**—Jensen 2-33, Odoms 5-43, Moses 2-45, Armstrong 1-9, Dolbin 1-34.

### BRONCOS 20, RAIDERS 17

### AFC CHAMPIONSHIP

Sunday, Jan. 1 at Denver

Denver quarterback Craig Morton threw two touchdown passes to Haven Moses as the Broncos defeated the defending

NFL Champion Oakland Raiders 20-17 and moved into their first Super Bowl. Morton, who was drafted and spent nine-and-a-half years with the Cowboys, would face his former Dallas teammates after completing 10 of 20 passes for 224 yards. It would be the second meeting in five weeks for these two teams—Dallas won 14-6 in the regular season finale as Morton played only the opening series due to a bruised hip. On a sunny, 18-degree day before 74,982 Denver partisans, the Raiders scored on their initial possession as Errol Mann kicked a 20-yard field goal to climax an 18-play drive. Morton hit Moses on their first scoring hookup two plays later on a 74-yard touchdown bomb, and the Broncos were on top to stay. Denver took advantage of two Oakland turnovers in the second half to win its second game in three meetings with the Raiders during the 1977 season. Defensive end Brison Manor recovered running back Clarence Davis' fumble at the Oakland 17 and running back Jon Keyworth scored from the 1-yard line to increase the margin to 14-3 in the third quarter. Oakland quarterback Ken Stabler hit tight end Dave Casper on the first of two scoring passes to narrow the lead to 14-10 with 39 seconds elapsed in the final period. But on Oakland's next possession, linebacker Bob Swenson intercepted a Stabler pass and ran to the Raiders' 14. Morton then threw 12 yards to Moses for the Broncos' final touchdown. Oakland finished the scoring on the next series as Stabler threw 17 yards to Casper for the game's last touchdown. Denver controlled the ball for the final 3:08 and gave Red Miller the AFC title in his first year as a head coach. Moses, a 10-year veteran, had five receptions for 168 yards. The Denver defense, which was No. 1 against the rush in the NFL during the regular season, held the Raiders to 94 yards on the ground.

Oakland	3	0	0	14	—	17
Denver	7	0	7	6	—	20

Oak—FG Mann 20

Den—Moses 74 pass from Morton (Turner kick)

Den—Keyworth 1 run (Turner kick)

Oak—Casper 7 pass from Stabler (Mann kick)

Den—Moses 12 pass from Morton (pass failed)

Oak—Casper 17 pass from Stabler (Mann kick)

ATT—74,982

#### TEAM STATISTICS

	Oak	Den
First downs	20	16
Total net yards	298	308
Net yards rushing	94	91
Net yards passing	204	217
Total plays	72	58
Passes	17-35-1	10-20-1
Return yards	152	93
Penalty yardage	6	46

#### INDIVIDUAL STATISTICS

##### Oakland

**RUSHING**—Davis 9-1, van Eeghen 20-71, Banaszak 7-22.

**PASSING**—Stabler 17-35-1. **RECEIVING**—van Eeghen 2-8, Biletnikoff 4-38, Branch 3-59, Casper 5-71, Siani 1-12, Banaszak 1-2, Bradshaw 1-25.

##### Denver

**RUSHING**—Keyworth 8-19, Lytle 7-26, Perrin 11-42, Armstrong 7-16, Morton 2-(-4), Jensen 1-2, Moses 1-(-10). **PASSING**—Morton 10-20-1, 224 yards. **RECEIVING**—Moses 5-168, Perrin 2-20, Odoms 1-13, Keyworth 1-3, Jensen 1-20.

## SUPER BOWL XII

### COWBOYS 27, BRONCOS 10

Sunday, Jan. 15, at New Orleans

The Dallas Cowboys evened their Super Bowl record at 2-2 by defeating the Denver Broncos 27-10 before a sellout crowd of 76,400, plus 90 million television viewers, the largest audience ever to watch a sporting event. Dallas converted two pass interceptions by safety Randy Hughes and cornerback Aaron Kyle into 10 points and Efen Herrera added a 35-yard field goal to give the Cowboys at 13-0 halftime advantage.

The Denver offense had trouble getting untracked against the hard-hitting Cowboy defense. The Broncos lost three fumbles and were intercepted twice on their last five possessions of the first half. The Broncos came back momentarily at the outset of the third period. Craig Morton engineered a drive to the Cowboys 30-yard line from where Jim Turner booted a 47-yard field goal to make the score 13-3. After an exchange of punts, Dallas wide receiver Butch Johnson made a spectacular diving catch in the end zone to complete a 45-yard pass from Roger Staubach to put the Cowboys ahead 20-3.

However, the momentum swung back to the Broncos as Rick Upchurch returned the kickoff 67 yards to the Dallas 26. On the second play of the series, Norris Weese relieved Craig Morton at quarterback. Morton, who was intercepted only eight times during the regular season, had thrown a Super Bowl record four interceptions. Weese guided the Broncos to a touchdown—a one-yarder by Ron Lytle—to cut the Dallas lead to 20-10 with 5:39 left in the third quarter.

Dallas clinched the victory when running back Robert Newhouse threw a 29-yard touchdown pass to Golden Richards on an option play with 7:04 remaining in the game. It was the first pass thrown by Newhouse since the 1975 regular season. The Cowboys offense amassed 325 yards while the defense limited the Broncos to 156 in a game which saw the Cowboys control the ball 38:34 to Denver's 21:26. Roger Staubach completed 17 of 25 passes for 183 yards while Harvey Martin and Randy White, who were named Co-MVPs, led the Cowboys defense which recovered four fumbles and intercepted four passes.

Dallas	10	3	7	7	—	27
Denver	0	0	10	0	—	10

Dal—Dorsett 3 run (Herrera kick)

Dal—FG Herrera 35

Dal—FG Herrera 43

Den—FG Turner 47

Dal—Johnson 45 pass from Staubach (Herrera kick)

Den—Lytle 1 run (Turner kick)

Dal—Richards 29 pass from Newhouse (Herrera kick)

ATT—76,400

#### TEAM STATISTICS

	Dal	Den
First downs	17	11
Total net yards	325	156
Net yards rushing	143	121
Net yards passing	182	35
Total plays	71	58
Passes	19-28-0	8-25-4
Return yards	97	195
Penalty yardage	94	60

#### INDIVIDUAL STATISTICS

##### Dallas

**RUSHING**—Johnson 1-(-9), Dorsett 15-66, Newhouse 14-55, P. Pearson 3-11, Staubach 3-6, White 1-13, Laidlaw 1-1. **PASSING**—Staubach 17-25-0, 183 yards; White 1-2-0, 5 yards; Newhouse 1-1-0, 29 yards. **RECEIVING**—P. Pearson 5-37, Dorsett 2-11, DuPree 4-66, Newhouse 3-(-1), Johnson 2-53, Richards 2-38, D. Pearson 1-13.



## Denver

**RUSHING**—Keyworth 5-9, Armstrong 7-27, Lytle 10-35, Perrin 3-8, Jensen 1-16, Weese 3-26. **PASSING**—Morton 4-15-4, 39 yards; Weese 4-10-0, 22 yards. **RECEIVING**—Moses 1-21, Perrin 1-(-7), Dolbin 2-24, Odoms 2-9, Jensen 1-5, Upchurch 1-9.

## 1978

### STEELERS 33, BRONCOS 10

Saturday, December 30 at Pittsburgh

Two fourth quarter touchdown passes by Pittsburgh quarterback Terry Bradshaw lifted the Steelers to a 33-10 victory over the Denver Broncos and into the American Football Conference championship game.

Bradshaw's scoring tosses included a 45-yard bomb to John Stallworth and a 38-yarder to Lynn Swann, capping a brilliant performance by the Pittsburgh passer.

The Broncos took the early lead on a 37-yard Jim Turner field goal, but Pittsburgh's Franco Harris ran one and 18 yards for touchdowns and Roy Gerela kicked a 24-yard field goal to give the Steelers a 16-3 advantage. Denver cut the margin to 16-10 on a three-yard Dave Preston TD, but Gerela kicked another field goal to make the halftime margin 19-10. Denver threatened to come closer in the third period, but Turner's 29-yard field goal attempt was blocked, and Bradshaw's passing sealed Denver's fate early in the final stanza. The Steelers rolled to 425 yards total offense, with Bradshaw accounting for 272 through the air, 156 on ten receptions by Stallworth. The eventual World Champion Steelers limited the Broncos' ground game to just 87 yards in earning the right to play the Houston Oilers for the AFC crown the following week.

Denver	3	7	0	0	—	10
Pittsburgh	6	13	0	14	—	33

Den—Turner 37 FG

Pit—Harris 1 run (kick failed)

Pit—Harris 18 run (Gerela kick)

Pit—Gerela 24 FG

Den—Preston 3 run (Turner kick)

Pit—Gerela 27 FG

Pit—Stallworth 45 pass from Bradshaw (Gerela kick)

Pit—Swann 38 pass from Bradshaw (Gerela kick)

ATT—48,921

#### TEAM STATISTICS

	Den	Pit
First downs	15	24
Total net yards	218	425
Net yards rushing	87	153
Net yards passing	131	272
Total plays	55	69
Passes	12-22-0	16-29-1
Return yards	110	93
Penalty yardage	104	88

#### INDIVIDUAL STATISTICS

##### Denver

**RUSHING**—Keyworth 6-12, Lytle 5-6, Canada 1-3, Perrin 6-6, Preston 4-14, Weese 4-43, Armstrong 1-3. **PASSING**—Morton 3-5-0, 34 yards; Weese 8-16-0, 118 yards; Dilts 1-1-0, 16 yards. **RECEIVING**—Moses 2-33, Dolbin 4-77, Lytle 1-(-1), Perrin 2-16, Odoms 1-24, Preston 2-19.

##### Pittsburgh

**RUSHING**—Harris 24-105, Bleier 8-26, Bradshaw 2-4, Thornton 2-4, Moser 2-6, J. Smith 1-4, Deloplaine 1-4. **PASSING**—Bradshaw 16-29-1, 272 yards. **RECEIVING**—Stallworth 10-156, Grossman 4-64, Swann 2-52.

## 1979

### OILERS 13, BRONCOS 7

Saturday, December 23 at Houston

Toni Fritsch kicked two field goals to provide the margin of victory as the Houston Oilers played strong second half defense and defeated the Broncos, 13-7, earning the Oilers advancement in the American Football Conference playoffs.

Fritsch opened the scoring with a 31-yard first period field goal, but Denver came back to take a 7-3 lead on a seven-yard pass from Craig Morton to running back Dave Preston, an 80-yard drive that took the Broncos 13 plays.

Houston went ahead to stay on a three-yard burst by Earl Campbell at 14:14 of the second period. However, Campbell was injured on the play and did not return to action in the second half. Oiler quarterback Dan Pastorini and wide receiver Ken Burrough also left the contest due to injuries, both early in the second half, putting a severe crimp in the Houston attack. But the Broncos were able to move the ball for only 216 yards total offense, and the tenacious Houston defense sacked Morton six times for 40 yards in losses as the Oilers held on to win.

Linebacker Bob Swenson intercepted a Gifford Nielsen pass at the Oiler 26-yard line midway through the fourth period, but two sacks of Morton led to a 50-yard field goal attempt by Fred Steinfort. Steinfort's kick hit the upright, and the Oilers later drove for a second field goal by Fritsch, this one of 20 yards, providing the final victory margin.

Denver drove to the Houston 27 at the two minute mark, but the Oiler defense again rose to the occasion to stifle the threat and secure the win, eliminating the Broncos from the playoffs.

Denver	7	0	0	0	—	7
Houston	3	7	0	3	—	13

Hou—Fritsch 31 FG

Den—Preston 7 pass from Morton (Turner kick)

Hou—Campbell 3 run (Fritsch kick)

Hou—Fritsch 20 FG

ATT—48,776

#### TEAM STATISTICS

	Den	Hou
First downs	17	15
Total net yards	216	282
Net yards rushing	112	135
Net yards passing	104	147
Total plays	65	65
Passes	14-27-1	10-22-2
Return yards	37	57
Penalty yardage	70	19

#### INDIVIDUAL STATISTICS

##### Denver

**RUSHING**—Armstrong 12-51, Preston 9-24, Jensen 4-5, Canada 4-29, Upchurch 1-3, Morton 2-0. **PASSING**—Morton 14-27-1, 144 yards. **RECEIVING**—Armstrong 2-22, Egloff 1-17, Preston 4-40, Moses 3-47, Jensen 1-11, Canada 1-4, Odoms 2-3.

##### Houston

**RUSHING**—Campbell 16-50, T. Wilson 8-21, Coleman 2-5, Carpenter 16-59. **PASSING**—Pastorini 8-18-1, 149 yards; Nielsen 2-4-1, 9 yards. **RECEIVING**—Coleman 1-41, Carpenter 3-26, Barber 1-31, T. Wilson 4-53, Campbell 1-7.

## BRONCOS COACHING HISTORY

### BRONCO COACHING RECORDS

Season	Coach	Record	
1960	Frank Filchock	4-9-1	
1961	Frank Filchock	3-11-0	
	<b>Filchock's totals</b>	<b>7-20-1</b>	<b>.268</b>
1962	Jack Faulkner	7-7-0	
1963	Jack Faulkner	2-11-1	
1964	Jack Faulkner	0-4-0	
	<b>Faulkner's totals</b>	<b>9-22-1</b>	<b>.297</b>
1964	Mac Speedie	2-7-1	
1965	Mac Speedie	4-10-0	
1966	Mac Speedie	0-2-0	
	<b>Speedie's totals</b>	<b>6-19-1</b>	<b>.250</b>
1966	Ray Malavasi	4-8-0	
	<b>Malavasi's totals</b>	<b>4-8-0</b>	<b>.333</b>
1967	Lou Saban	3-11-0	
1968	Lou Saban	5-9-0	
1969	Lou Saban	5-8-1	
1970	Lou Saban	5-8-1	
1971	Lou Saban	2-6-1	
	<b>Saban's totals</b>	<b>20-42-3</b>	<b>.331</b>
1971	Jerry Smith	2-3-0	
	<b>Smith's totals</b>	<b>2-3-0</b>	<b>.400</b>
1972	John Ralston	5-9-0	
1973	John Ralston	7-5-2	
1974	John Ralston	7-6-1	
1975	John Ralston	6-8-0	
1976	John Ralston	9-5-0	
	<b>Ralston's totals</b>	<b>34-33-3</b>	<b>.507</b>
1977	Red Miller	12-2-0	
	Playoffs	2-1-0	
1978	Red Miller	10-6-0	
	Playoffs	0-1-0	
1979	Red Miller	10-6-0	
	Playoffs	0-1-0	
	<b>Miller's totals</b>	<b>32-14-0</b>	<b>.696</b>
		<b>34-17-0</b>	<b>.667</b>

### ASSISTANT COACH ROSTER

Marv Braden 1977-1979; Ken Carpenter 1961; Jim Cason 1960; Max Coley 1972-1976; Joe Collier 1969-1979; Dick Coury 1972-1973; Kay Dalton 1974-1976; George Dickson 1964-1965; Dale Dodrill 1960-1963, 1966; Whitey Dovell 1967-1971, 1979; Hunter Enis 1967-1971; Jerry Frei 1972-1975; Bob Gambold 1972-1977; Mike Giddings 1976; Gary Glick 1962; Ken Gray 1977-1978; Bob Griffin 1966; Ed Hughes 1963; Charley Johnson 1976; Stan Jones 1967-1971, 1976-1979; Dick MacPherson 1967-1970; Ray Malavasi 1964-1966; Jim Martin 1962; Marv Matusak 1966; Richie McCabe 1978-1979; Bus Mertes 1965-1966; Bob Miller 1963-1965; Myrel Moore 1972-1977; Babe Parilli 1977-1979; Fran Polsfoot 1977-1979; Paul Roach 1977-1979; Sam Rutigliano 1967-1970; Jerry Smith 1971; Mac Speedie 1962-1964; Doc Ulrich 1972-1976; Bob Zeman 1978-1979.

## ATTENDANCE MARKS

### BRONCOS LARGEST CROWDS

#### At Home — Mile High Stadium

75,011	vs. Pittsburgh (Playoffs)	Dec. 24, 1977
75,008	vs. Chicago	Oct. 16, 1978
75,007	vs. Oakland	Oct. 30, 1977
75,002	vs. St. Louis	Sept. 18, 1977
74,997	vs. San Diego	Oct. 7, 1979
74,989	vs. Seattle	Oct. 1, 1978
74,983	vs. San Diego	Sept. 17, 1978
74,983	vs. New York Jets	Nov. 5, 1978
74,982	vs. Oakland (Playoffs)	Jan. 1, 1978
74,967	vs. Pittsburgh	Nov. 6, 1977
74,965	vs. Green Bay	Nov. 19, 1978
74,939	vs. Baltimore	Nov. 27, 1977
74,908	vs. Kansas City	Oct. 28, 1979
74,905	vs. San Diego	Dec. 11, 1977
74,904	vs. Oakland	Sept. 3, 1978
74,897	vs. Seattle	Sept. 23, 1979
74,897	vs. Buffalo	Sept. 25, 1977
74,884	vs. Los Angeles	Sept. 6, 1979
74,878	vs. Kansas City	Oct. 9, 1977
63,431	vs. Oakland	Oct. 17, 1976

#### On the Road

at Buffalo	Oct. 5, 1975
at New Orleans (Super Bowl XII)	Jan. 15, 1978
at Cleveland	Oct. 24, 1971
at Kansas City	Oct. 14, 1979
at Detroit	Nov. 23, 1978
at Kansas City	Oct. 7, 1973
at Cleveland	Nov. 12, 1978
at Kansas City	Oct. 26, 1975
at Kansas City	Oct. 6, 1974
at New Orleans	Nov. 22, 1970
at Kansas City	Dec. 3, 1972
at Los Angeles	Nov. 12, 1972
at Philadelphia	Oct. 31, 1971

### ATTENDANCE BY SEASON

Year	Home	Road	Total
1960	91,333	115,994	207,327
1961	74,508	122,315	196,823
1962	178,485	146,442	324,927
1963	132,218	165,995	298,213
1964	118,259	166,744	285,003
1965	219,786	215,992	435,778
1966	192,198	203,799	395,997
1967	231,801	247,696	479,497
1968	281,374	278,008	559,382
1969	326,851	276,755	603,606
1970	355,739	330,184	685,923
1971	358,400	377,642	736,042
1972	361,414	412,073	773,487
1973	356,327	351,334	707,661
1974	347,322	354,367	701,689
1975	342,375	347,944	690,319
1976	436,468	349,126	785,594
1977	524,595	370,917	895,512
1978	*598,085	*470,756	*1,068,841
1979	597,521	427,040	1,024,561
<b>Totals</b>	<b>6,125,059</b>	<b>5,731,123</b>	<b>11,856,182</b>

\*Bronco records

## ATTENDANCE (CONTINUED)

### SEASON TICKET SALES

1960 — 2,675	*1971 — 47,500
1961 — 5,775	*1972 — 48,000
1962 — 5,042	*1973 — 48,000
1963 — 7,624	*1974 — 49,000
1964 — 8,002	*1975 — 49,000
1965 — 22,905	*1976 — 62,215
1966 — 18,898	*1977 — 73,089
1967 — 24,650	*1978 — 73,092
1968 — 27,348	*1979 — 73,313
1969 — 31,936	*1980 —
1970 — 43,580	

\*Season tickets sold out. Since and including the 1970 season, every Bronco game at Mile High Stadium has been a sellout, giving the Broncos 72 consecutive sellouts in the regular season through the final game of the 1979 season.

## BRONCOS STATISTICAL HISTORY

### OFFENSE YEAR-BY-YEAR

	Total Plays	First Downs	Rush Yards	Pass Yards	Total Yards	Total Points
1960	958	248	1195	3247	4442	309
1961	934	219	1091	2720	3811	251
1962	885	270	1298	3404	4702	353
1963	832	230	1508	2487	3995	301
1964	905	211	1311	2021	3332	240
1965	959	255	1829	2640	4469	303
1966	816	171	1173	1995	3168	196
1967	852	172	1265	1682	2947	256
1968	897	217	1614	2357	3971	255
1969	841	243	1637	2524	4161	297
1970	883	217	1802	2025	3827	253
1971	891	217	2093	2065	4158	203
1972	831	237	1838	2634	4472	325
1973	893	253	1954	2519	4473	354
1974	861	258	2157	2328	4485	302
1975	964	268	1993	2541	4534	254
1976	901	239	1932	2204	4136	315
1977	887	223	2043	1863	3906	274
1978	1039	294	2451	2378	4829	282
1979	1044	306	2040	3102	5142	289

### DEFENSE YEAR-BY-YEAR

	Total Plays	First Downs	Rush Yards	Pass Yards	Total Yards	Total Points
1960	927	254	2145	2987	5132	393
1961	899	233	1633	2785	4418	432
1962	862	234	1868	2670	4538	332
1963	828	254	1687	3394	5081	473
1964	902	270	2064	2906	4970	438
1965	850	244	1337	2960	4297	392
1966	871	251	2029	2515	4544	381
1967	921	276	2076	3125	5201	409
1968	916	251	1861	3163	5024	404
1969	918	278	1709	2932	4641	344
1970	838	199	1351	2354	3705	264
1971	825	206	1834	1985	3819	275
1972	876	251	1668	2183	3851	350
1973	872	239	1795	2440	4235	296
1974	945	265	1808	2583	4391	294
1975	901	247	1974	2032	4006	307
1976	903	222	1709	2026	3735	206
1977	941	217	1530	2244	3774	148
1978	1016	251	1979	2469	4448	198
1979	1033	273	1693	3159	4852	262

## YEARLY LEADERS (CONTINUED)

### Rushing

	Yards	Attempts	Average	TDs
1960	Rolle—501	Rolle—130	Mingo—3.9	Mingo—4
1961	Stone—505	Stone—127	Stone—4.0	Bukaty—5
1962	Stone—360	Stone—94	Stone—3.8	Mingo—4
1963	Joe—649	Joe—154	Joe—4.2	Joe—4
1964	Mitchell—590	Mitchell—177	Joe—3.7	Mitchell—5
1965	Gilchrist—954	Gilchrist—252	Hayes—4.1	Gilchrist—6
1966	Hayes—411	Haynes—129	Hayes—3.9	Haynes—2
				Choboian—2
1967	Little—381	Little—130	Mitchell—3.8	Hickey—4
				Hayes—4
1968	Little—584	Little—158	Little—3.7	Lynch—4
1969	Little—729	Little—146	Little—5.0	Little—6
1970	Little—901	Little—209	Anderson—4.4	Crenshaw—5
1971	Little—1133	Little—284	Dawkins—4.4	Little—6
1972	Little—859	Little—216	Anderson—4.4	Little—9
1973	Little—979	Little—256	Dawkins—4.4	Little—12
1974	Armstrong—1407	Armstrong—263	Armstrong—5.3	Keyworth—10
1975	Keyworth—725	Keyworth—182	Keyworth—4.0	Keyworth—3
				Lynch—3
1976	Armstrong—1008	Armstrong—247	Armstrong—4.1	Armstrong—5
1977	Armstrong—489	Armstrong—130	Perrin—4.1	Armstrong—4
1978	Perrin—455	Armstrong—112	Canada—4.6	Perrin—4
		Keyworth—112		
1979	Armstrong—453	Armstrong—108	Armstrong—4.2	Lytle—4

### Passing

	Yards	Attempts	Completions
1960	Tripucka—3038	Tripucka—478	Tripucka—248
1961	Tripucka—1690	Tripucka—344	Tripucka—167
1962	Tripucka—2917	Tripucka—440	Tripucka—240
1963	Slaughter—1689	Slaughter—223	Slaughter—112
1964	Lee—1611	Lee—265	Lee—133
1965	McCormick—1292	McCormick—253	McCormick—103
1966	Choboian—1110	McCormick—193	Choboian—82
1967	Tensi—1915	Tensi—325	Tensi—131
1968	Briscoe—1589	Briscoe—224	Briscoe—93
1969	Tensi—1990	Tensi—286	Tensi—131
1970	Liske—1340	Liske—238	Liske—112
1971	Ramsey—1120	Ramsey—178	Horn—89
1972	Johnson—1783	Johnson—238	Johnson—132
1973	Johnson—2465	Johnson—346	Johnson—184
1974	Johnson—1969	Johnson—244	Johnson—136
1975	Ramsey—1562	Ramsey—233	Ramsey—128
1976	Ramsey—1931	Ramsey—270	Ramsey—128
1977	Morton—1929	Morton—254	Morton—131
1978	Morton—1802	Morton—267	Morton—146
1979	Morton—2626	Morton—370	Morton—204

	Pct.	TD	Int.
1960	Tripucka—519	Tripucka—24	Tripucka—34
1961	Tripucka—486	Tripucka—10	Herring—22
1962	Tripucka—545	Tripucka—17	Tripucka—25
1963	Slaughter—502	Slaughter—12	Slaughter—14
1964	Slaughter—513	Lee—11	Lee—20
1965	Slaughter—510	McCormick—7	McCormick—14
1966	Choboian—503	McCormick—6	McCormick—15
1967	Tensi—403	Tensi—16	Tensi—17
1968	Briscoe—415	Briscoe—14	Briscoe—13
1969	Tensi—458	Tensi—12	Tensi—12
1970	Liske—471	Liske—7	Liske—11
1971	Horn—514	Ramsey—5	Horn—14
1972	Johnson—555	Johnson—14	Johnson—14
1973	Johnson—532	Johnson—20	Johnson—17
1974	Johnson—557	Johnson—13	Johnson—9
1975	Ramsey—549	Ramsey—9	Ramsey—14
1976	Ramsey—474	Ramsey—11	Ramsey—13
1977	Morton—516	Morton—14	Morton—8
1978	Weese—632	Morton—11	Morton—8
1979	Morton—551	Morton—16	Morton—19



# YEARLY LEADERS (CONTINUED)

## Receiving

	No.	Yards	Average	TD
1960	Taylor—92	Taylor—1235	Carmichael—19.3	Taylor—12
1961	Taylor—100	Taylor—1176	Frazier—17.0	Frazier—6
1962	Taylor—77	Taylor—908	Scarpitto—19.0	Scarpitto—6
1963	Taylor—78	Taylor—1101	Groman—16.2	Taylor—10
1964	Taylor—76	Taylor—873	Dixon—15.4	Taylor—7
1965	Taylor—85	Taylor—1131	Scarpitto—18.3	Taylor—6
1966	Haynes—46	Denson—725	Denson—20.1	Scarpitto—4
1967	Denson—46	Denson—899	Denson—19.5	Denson—11
	Crabtree—46			
1968	Crabtree—35	Crabtree—601	Denson—17.2	Crabtree—5
				Denson—5
1969	Denson—53	Denson—809	Embree—16.2	Denson—10
1970	Denson—47	Denson—646	Whalen—14.0	Whalen—3
1971	Anderson—37	Simmons—403	Simmons—16.1	Harrison—2
1972	Sherman—38	Sherman—661	Sherman—17.4	Moses—5
1973	Odoms—43	Odoms—629	Moses—18.5	Moses—8
1974	Odoms—42	Odoms—639	Moses—16.4	Odoms—6
1975	Keyworth—42	Odoms—544	Moses—17.4	Dolbin—3
				Odoms—3
1976	Armstrong—39	Moses—498	Moses—19.9	Moses—7
1977	Odoms—37	Moses—539	Moses—20.0	Moses—4
1978	Odoms—54	Odoms—829	Moses—20.1	Odoms—6
1979	Upchurch—64	Moses—943	Moses—17.5	Upchurch—7

## Interceptions

	No.	Ret. Yards
1960	Gonsoulin—11	Gonsoulin—98
1961	Nugent—7	McNamara—85
1962	Gonsoulin—7	Zeman—133
1963	Gonsoulin—6	Gonsoulin—64
1964	Brown—9	Brown—140
1965	Gonsoulin—6	Wilson—118
1966	Brown—3	Brown—37
	Sellers—3	
1967	Sellers—7	Wilson—153
1968	Jaquess—5	Jaquess—64
1969	Thompson—3	Thompson—92
1970	Martha—6	Martha—99
1971	Thompson—5	Thompson—83
1972	Mitchell—3	Preece—30
1973	Jones—4	Thompson—96
1974	Jones—5	Thompson—105
	Thompson—5	
1975	Gradishar—3	Thompson—97
1976	Jackson—7	Jackson—136
1977	Thompson—5	Wright—128
1978	B. Jackson—6	B. Jackson—128
	Foley—6	
1979	Foley—6	Thompson—57

## Interception Returns For Touchdowns

	Date	Opponent	Yards
T. Jackson	11/5/78	vs. New York Jets	28
T. Jackson	11/27/77	vs. Baltimore	73
Wright	10/16/77	at Oakland	18
Jackson	11/14/76	at San Diego	46
Rowser	11/7/76	vs. Tampa Bay	32
Gradishar	11/7/76	vs. Tampa Bay	31
Rowser	9/19/76	vs. N. Y. Jets	41
Gradishar	9/29/75	vs. Green Bay	44
Thompson	10/13/74	vs. New Orleans	38
Mitchell	10/28/73	at N.Y. Jets	40
Thompson	10/14/73	at Houston	59
Forsberg	10/24/71	at Cleveland	40
Burrell	12/7/69	at Miami	38
Thompson	11/16/69	vs. Houston	57
Wilson	12/17/67	vs. Kansas City	70
Wilson	10/22/67	vs. San Diego	40
Sellers	9/3/67	vs. Boston	24
Bramlett	11/14/65	at Houston	25
Wilson	11/7/65	vs. San Diego	65

# YEARLY LEADERS (CONTINUED)

## Interception Returns For Touchdowns

	Date	Opponent	Yards
Griffin	10/17/65	vs. Houston	44
Janik	11/1/64	at Kansas City	22
Gonsoulin	10/6/63	vs. San Diego	43
McMillin	11/22/62	vs. New York	59
McGeever	10/5/62	vs. Oakland	48
Gonsoulin	10/5/62	vs. Oakland	64
Zeman	9/30/62	at New York	30
Yelverton	10/2/60	vs. Oakland	20
Pyeatt	9/18/60	at Buffalo	40

## Other Defensive Returns For Touchdowns

	Date	Opponent	Yards
Wright (fumble—lateral from Gradishar)	12/2/79	at Buffalo	86
Swenson (fumble)	11/18/79	at San Francisco	88
Nairne (blocked punt)	11/11/79	vs. New England	22
Carter (fumble)	11/11/79	vs. New England	2
Thompson (fumble—fumble by Swenson)	10/14/79	at Kansas City	2
Gradishar (fumble)	12/3/78	at Oakland	30
Thompson (fumble)	11/5/78	vs. New York Jets	4
Politi (fumble—lateral from Swenson)	11/7/76	vs. Tampa Bay	26
Jones (fumble)	9/23/76	vs. Cleveland	43
Smith (fumble)	11/23/75	at Atlanta	
Thompson (fumble)	10/22/73	vs. Oakland	80
Bramlett (blocked FG)	11/27/66	vs. San Diego	86
Griffin (blocked punt)	10/17/65	vs. Houston	10
Bramlett (fumble)	9/24/65	at Boston	(recovered in end zone)
McMillin (fumble)	11/8/64	vs. San Diego	(recovered in end zone)
Cooke (fumble)	11/1/64	at Kansas City	46
McFadin (fumble)	10/13/63	vs. Houston	6
McMillin (fumble)	12/9/62	at Dallas	9
McFadin (fumble)	11/22/62	vs. New York	69
Gavin (blocked punt)	12/10/61	at Dallas	23

## Punt Returns

	No.	Yards	Average
1960	Carmichael—15	Carmichael—101	Carmichael—6.7
1961	Frazier—18	Frazier—231	Frazier—12.8
1962	Mingo—7	Zeman—59	Zeman—11.8
1963	Mitchell—12	Mitchell—141	Mingo—12.1
1964	Barry—16	Barry—149	Mitchell—12.0
1965	Barry—21	Barry—210	Barry—10.0
1966	Haynes—10	Haynes—119	Haynes—11.9
1967	Little—16	Little—270	Little—16.9
1968	Little—24	Little—261	Little—10.9
1969	Thompson—25	Thompson—288	Thompson—11.5
1970	Thompson—23	Thompson—233	Thompson—10.1
1971	Thompson—29	Thompson—274	Thompson—9.4
1972	Sherman—10	Sherman—89	Sherman—8.9
1973	Thompson—30	Thompson—366	Thompson—13.2
1974	Thompson—26	Thompson—350	Thompson—13.5
1975	Upchurch—27	Upchurch—312	Thompson—12.2
1976	Upchurch—39	Upchurch—536	Upchurch—13.7
1977	Upchurch—61	Upchurch—653	Upchurch—12.8
1978	Upchurch—36	Upchurch—493	Upchurch—13.7
1979	Upchurch—30	Upchurch—304	Upchurch—10.1

# YEARLY LEADERS (CONTINUED)

## Kickoff Returns

No.	Yards	Average
1960 Carmichael—22	Carmichael—581	Carmichael—26.4
1961 Frazier—18	Frazier—504	Frazier—28.0
1962 Frazier—19	Frazier—388	Frazier—20.4
1963 Mitchell—37	Mitchell—954	Mitchell—25.7
1964 Barry—47	Barry—1245	Barry—26.5
1965 Haynes—34	Haynes—901	Haynes—26.5
1966 Sellers—19	Sellers—540	Sellers—28.4
1967 Little—35	Little—942	Little—26.9
1968 Little—26	Little—649	Little—25.0
1969 Williams—23	Williams—574	Thompson—28.5
1970 Anderson—21	Anderson—520	Anderson—24.8
1971 Anderson—8	Little—199	Little—28.3
1972 Montgomery—29	Montgomery—756	Montgomery—26.1
1973 Armstrong—20	Armstrong—472	Armstrong—23.6
1974 Armstrong—16	Armstrong—386	Armstrong—24.1
1975 Upchurch—40	Upchurch—1084	Upchurch—27.1
1976 Upchurch—22	Upchurch—514	Perrin—27.9
1977 Upchurch—20	Upchurch—456	Upchurch—22.8
1978 Perrin—12	Perrin—256	Upchurch—27.8
1979 Pane—18	Pane—354	Pane—19.7

## Scoring

TD	FG	Points
1960 Taylor—12	Mingo 18-28, .643	Mingo—123
1961 Frazier—8	Hill 5-15, .333	Frazier—50
Stone—8		
1962 Scarpitto—6	Mingo 27-39, .692	Mingo—137
1963 Taylor—10	Mingo 16-30, .533	Mingo—83
1964 Taylor—7	Mingo 8-12, .667	Taylor—42
1965 Hayes—7	Kroner 13-29, .448	Kroner—71
Gilchrist—7		
1966 Scarpitto—5	Kroner 14-25, .560	Kroner—62
1967 Denson—11	Humphreys 7-15, .467	Denson—66
1968 Crabtree—5	Howfield 9-18, .500	Howfield—57
Little—5		
Denson—5		
1969 Denson—10	Howfield 13-29, .448	Howfield—75
1970 Crenshaw—6	Howfield 18-32, .563	Howfield—81
1971 Little—6	Turner 25-38, .658	Turner—93
1972 Little—13	Turner 20-29, .690	Turner—97
1973 Little—13	Turner 22-33, .667	Turner—106
1974 Armstrong—12	Turner 11-21, .524	Armstrong—72
1975 *5 players—4	Turner 21-29, .724	Turner—86
1976 Moses—7	Turner 15-21, .714	Turner—81
1977 **5 players—4	Turner 13-19, .684	Turner—76
1978 Odoms—6	Turner 11-22, .500	Turner—64
1979 Upchurch—7	Turner 13-21, .619	Turner—71

\*Keyworth, Dolbin, Little, Lynch, Odoms.

\*\*Armstrong, Moses, Morton, Perrin, Upchurch.

# BRONCOS RECORDS

## TOTAL OFFENSE

	Game	Season	Career
Plays	56—Tripucka at Buffalo 9/15/62 56—Slaughter at Houston 12/20/64 55—Tripucka vs. Houston 11/6/60 55—Liske at Buffalo 9/28/69	515—Tripucka, 1960 442—Tripucka, 1962 392—Morton, 1979 353—Johnson, 1973	1,650—Little, 1967-75 1,283—Tripucka, 1960-63 994—Johnson, 1972-75
Yards gained	447—Tripucka at Buffalo 9/15/62 445—Johnson vs. Kansas City 11/24/74 376—Tripucka vs. San Diego 9/7/62	3,038—Tripucka, 1960 2,902—Tripucka, 1962 2,643—Morton, 1979 2,465—Johnson, 1973	7,651—Tripucka, 1960-63 7,255—Johnson, 1972-75 6,570—Morton, 1977-79 6,545—Ramsey, 1971-76
Ave. gain per play	(Min. of 10 plays) 13.58—Johnson vs. Kansas City 9/21/75 12.82—Johnson vs. New England 12/17/72 12.45—Johnson at Oakland 10/22/72	(Min. of 125 plays) 7.93—Johnson, 1974 7.53—Breaux, 1963 7.49—Johnson, 1972	(Min. of 200 plays) 7.30—Johnson, 1972-75 7.16—Briscoe, 1968 6.88—Ramsey, 1971-76

## RUSHING

	Game	Season	Career
Yards gained	163—Armstrong vs. Houston 12/8/74 166—Little at Cincinnati 10/19/69 148—Keyworth at Oakland 11/24/74	1,407—Armstrong 1974 1,133—Little, 1971 1,008—Armstrong, 1976	6,323—Little, 1967-75 3,983—Armstrong, 1973-79 2,526—Keyworth, 1974-79
Carries	32—Gilchrist at Boston 9/24/65 31—Armstrong vs. Houston 12/8/74 30—Little at Boston 11/3/68 30—Dawkins at N.Y. Jets 10/28/73	284—Little, 1971 263—Armstrong, 1974 256—Little, 1973	1,641—Little, 1967-75 917—Armstrong, 1973-79 661—Keyworth, 1974-79
Ave. per carry	(Min. of 8 carries) 11.00—Rolle vs. Oakland 10/2/60 10.38—Joe at Boston 10/18/63 10.33—Dawkins at Kansas City 10/7/73	(Min. of 100 carries) 5.35—Armstrong, 1974 4.99—Little, 1969 4.62—Keyworth, 1974 4.62—Canada, 1978	(Min. of 100 carries) 4.42—Canada, 1978-79 4.39—Dawkins, 1971-73 4.34—Armstrong, 1973-79 4.27—Preston, 1978-79
TDs	3—Armstrong vs. Houston 12/8/74 3—Keyworth vs. Kansas City 11/18/74 3—Little vs. Cincinnati 9/16/73	12—Little, 1973 10—Keyworth, 1974 9—Little, 1972 9—Armstrong, 1974	43—Little, 1967-75 21—Keyworth, 1974-79 21—Armstrong, 1973-79

## Other Rushing Records

Longest scoring run—82, Mingo vs. Oakland, 10/5/62

80, Little at San Francisco, 10/25/70

72, Dawkins at Kansas City, 10/7/73

Longest non-scoring run—68, Bell vs. Los Angeles, 10/16/60

63, Krieg vs. San Diego, 12/10/72

62, Perrin vs. Baltimore, 11/27/77

## RUSHING RECORDS (CONTINUED)

### Top Ten Season Marks

	Attempts	Yards	Average	TDs
Otis Armstrong—1974	263	1407	5.3	9
Floyd Little—1971	284	1133	4.0	6
Otis Armstrong—1976	247	1008	4.1	5
Floyd Little—1973	256	979	3.8	12
Cookie Gilchrist—1965	252	954	3.8	6
Floyd Little—1970	209	901	4.3	3
Floyd Little—1972	216	859	4.0	9
Floyd Little—1969	146	729	5.0	6
Jon Keyworth—1975	182	725	4.0	3
Joe Dawkins—1973	160	706	4.4	2

### Top Career Marks

	Attempts	Yards	Average	TDs
Floyd Little—1967-75	1641	6323	3.9	43
Otis Armstrong—1973-79	917	3983	4.3	21
Jon Keyworth—1973-79	661	2526	3.8	21
Bobby Anderson—1970-73	313	1281	4.1	9
Donnie Stone—1961-64	329	1273	3.9	10
Fran Lynch—1967-75	304	1258	4.1	12
Wendell Hayes—1965-67	320	1198	3.7	10
Charlie Mitchell—1963-67	352	1142	3.3	5
Rob Lytle—1977-79	287	1120	3.9	7
Billy Joe—1963-64	266	1064	4.0	6
Lonnie Perrin—1976-78	255	1029	4.0	9
Cookie Gilchrist—1965, 1967	262	975	3.7	6

## PASSING

	Game	Season	Career
<b>Yards gained</b>	447—Tripucka at Buffalo 9/15/62 445—Johnson vs. Kansas City 11/18/74 376—Tripucka vs. San Diego 9/7/62	3,038—Tripucka, 1960 2,902—Tripucka, 1962 2,626—Morton, 1979	7,676—Tripucka, 1960-63 7,238—Johnson, 1972-75 6,437—Ramsey, 1971-76
<b>Completions</b>	34—Slaughter at Houston 12/20/64 30—Tripucka vs. Houston 11/6/60 29—Tripucka at Buffalo 9/15/62	248—Tripucka, 1960 240—Tripucka, 1962 204—Morton, 1979	862—Tripucka, 1960-63 517—Johnson, 1972-75 481—Morton, 1977-79
<b>Attempts</b>	56—Tripucka at Buffalo 9/15/62 53—Slaughter at Houston 12/20/64 52—Tripucka vs. Houston 11/6/60 52—Tripucka at Houston 11/20/60	478—Tripucka, 1960 440—Tripucka, 1962 370—Morton, 1979	1,277—Tripucka, 1960-63 970—Johnson, 1972-75 919—Ramsey, 1971-76
<b>Pct.</b>	(Min. of 10 attempts) 864—Morton vs. K.C. 12/10/78 833—Ramsey vs. Cleveland 10/19/75 765—Liske vs. Cincinnati 12/14/69 765—Johnson vs. New England 12/17/72	(Min. of 100 attempts) .632—Weese, 1978 .557—Johnson, 1974 .555—Johnson, 1972	(Min. of 100 attempts) .570—Weese, 1976-79 .540—Morton, 1977-79 .533—Johnson, 1972-75
<b>TDs</b>	5—Tripucka vs. Buffalo 10/28/62 4—Tripucka vs. Boston 10/23/60 4—Breaux vs. Buffalo 11/3/63 4—Briscoe vs. Buffalo 11/24/68 4—Johnson at Houston 10/14/73	24—Tripucka, 1960 20—Johnson, 1973 17—Tripucka, 1962 17—Tensi, 1967	52—Johnson, 1972-75 51—Tripucka, 1960-63 41—Morton, 1977-79 38—Tensi, 1967-70

## PASSING RECORDS (CONTINUED)

	Game	Season	Career
<b>Interceptions</b>	6—Horn at Green Bay 9/26/71 6—Herring at Houston 11/26/71 5—7 times	34—Tripucka, 1960 25—Tripucka, 1962 22—Herring, 1961	85—Tripucka, 1960-63 52—Johnson, 1972-75 48—Ramsey, 1971-76
<b>Intercept. avoidance</b>	.000—by many	.030—Morton, 1978 .031—Morton, 1977 .031—Weese, 1979	.039—Morton, 1977-79 .043—Breaux, 1963 .054—Johnson, 1972-75
<b>Ave. per completion</b>	(Min. of 12 attempts) 33.64—Lee at Oakland 12/5/65 27.92—Briscoe vs. Buffalo 11/24/68 27.42—Johnson vs. Kansas City 9/21/75	(Min. of 50 attempts) 17.93—Hufnagel, 1975 17.09—Briscoe, 1968 16.15—Ramsey, 1972	(Min. of 100 attempts) 17.09—Briscoe, 1968 15.96—Shaw, 1962 15.09—Tensi, 1967-70
<b>Ave. per attempt</b>	16.45—Johnson vs. Kansas City 9/21/75 13.41—Weese vs. Pittsburgh 12/16/78 12.89—Johnson at Oakland 10/22/72 12.86—Morton vs. Kansas City 12/10/78 12.21—Morton vs. Baltimore 11/27/77	8.65—Lee, 1965 8.31—Weese, 1978 8.07—Johnson, 1974	7.56—Johnson, 1972-75 7.52—Weese, 1976-79 7.14—Morton, 1977-79

## Other Passing Records

### Most Consecutive Games with TD Pass—

10—Johnson, 1973-74 (Last 8 games of 1973 and first 2 games of 1974).  
9—Morton, 1977 (5th through 13th games).  
9—Tripucka, 1962 (Span of 10 games, did not play one game).

### Most Consecutive Completions—

16—Morton vs. Kansas City, 12/10/78  
11—Tensi at San Diego, 11/23/69  
10—Tripucka vs. Dallas, 10/8/61  
9—Tripucka at New York, 9/30/62

### Longest Scoring Pass—

97—Shaw to Tarr at Boston, 9/21/62  
96—Tripucka to Frazier at Buffalo, 9/15/62  
90—McCormick to Scarpitto vs. Houston, 10/17/65  
90—Johnson to Upchurch vs. Kansas City, 9/21/75

### Longest Non-Scoring Pass—

74—Liske to Van Heusen at New Orleans, 11/22/70  
74—Horn to Little vs. Oakland, 10/10/71  
72—Johnson to Little vs. San Diego, 10/29/74

## PASSING RECORDS (CONTINUED)

### Top Season Marks

	Att.	Comp.	Int.	Yds.	TD	Pct.
Tripucka—1960	478	248	34	3038	24	.519
Tripucka—1962	440	240	25	2902	17	.545
Morton—1979	370	204	19	2626	16	.551
Johnson—1973	346	184	17	2465	20	.532
Tensi—1969	286	131	12	1990	14	.458
Johnson—1974	244	136	9	1969	13	.557
Ramsey—1976	270	128	13	1931	11	.474
Morton—1977	254	131	8	1929	14	.516
Tensi—1967	325	131	17	1915	16	.403
Morton—1978	267	146	8	1802	11	.547
Johnson—1972	238	132	14	1783	14	.555
Tripucka—1961	344	167	21	1690	10	.486

### Top Ten Career Marks

	Att.	Comp.	Int.	Yds.	TD	Pct.
Tripucka—1960-63	1277	662	85	7676	51	.518
Johnson—1972-75	970	517	52	7238	52	.533
Ramsey—1971-76	919	456	58	6437	35	.496
Morton—1977-79	891	481	35	6357	41	.540
Tensi—1967-70	810	348	45	5153	38	.430
Slaughter—1963-66	584	291	37	3607	22	.498
McCormick—1963-68	537	207	33	2791	17	.385
Lee—1964-65	345	177	23	2303	16	.513
Liske—1969-70	353	173	22	2185	16	.490
Weese—1976-79	251	143	14	1887	7	.570

**Career Touchdown Passes**—Johnson 52, Tripucka 51, Morton 41, Tensi 38, Ramsey 35, Slaughter 22, McCormick 17, Lee 16, Liske 16, Briscoe 14, Breaux 7, Weese 7, Herring 5, Penrose 5, Shaw 4, Choboian 4, Horn 3, LeClair 2, Mingo 2, Glacken 1, Hufnagel 1, Pastrana 1, Stone 1, Little 1, Anderson 1, Keyworth 1.

## RECEIVING

	Game	Season	Career
<b>Receptions</b>	13—Anderson vs. Chicago 9/30/73	100—Taylor, 1961 92—Taylor, 1960 85—Taylor, 1965	543—Taylor, 1960-66 307—Odoms, 1972-79 250—Denson, 1964-70
	13—Taylor vs. Oakland 11/29/64		
	12—Taylor at Boston 9/21/62		
<b>Yards</b>	199—Taylor vs. Buffalo 11/27/60	1,235—Taylor, 1960 1,178—Taylor, 1961 1,131—Taylor, 1965	6,872—Taylor, 1960-66 4,530—Moses, 1972-79 4,505—Odoms, 1972-79
	172—Taylor vs. Buffalo 9/19/65		
	171—Taylor at Los Angeles 12/10/60		
<b>TDs</b>	3—Taylor vs. Buffalo 11/27/60	12—Taylor, 1960 11—Denson, 1967 10—Taylor, 1963	44—Taylor, 1960-66 39—Moses, 1972-79 32—Denson, 1964-70
	3—Scarpitto at Buffalo 12/18/66	10—Denson, 1969	
	3—Moses at Houston 10/4/73		
<b>Ave. per catch</b>	(Min. of 4 Catches)	(Min. of 20 Catches)	(Min. of 50 Catches)
	41.25—Little at Buffalo	22.05—Scarpitto, 1963 20.14—Denson, 1966	20.54—Van Heusen, 1968-76
	38.00—Tarr at Boston 9/12/62	20.11—Moses, 1978	18.19—Moses, 1972-79
	33.50—Scarpitto vs. Houston 10/13/63		17.63—Upchurch, 1975-79

## RECEIVING RECORDS (CONTINUED)

### Other Receiving Records

#### Most Consecutive Games with TD Reception—

6—Taylor, 1960-61 (Last 4 games of 1960, first 2 games of 1961)  
6—Denson, 1969  
4—Scarpitto, 1963  
4—Denson, 1967  
4—Odoms, 1973  
4—Upchurch, 1979

#### Most Consecutive Games with Reception—

62—Taylor, 1960-64  
41—Odoms, 1976-79  
33—Odoms, 1973-76  
21—Little, 1973-74  
19—Taylor, 1964-65  
19—Denson, 1968-69  
18—Prebola, 1961-62

### Top Season Marks

	No.	Yards	TD	Ave.
Taylor—1961	100	1176	4	11.8
Taylor—1960	92	1235	12	13.4
Taylor—1965	85	1131	6	13.3
Taylor—1963	78	1101	10	14.1
Taylor—1962	77	908	4	11.7
Taylor—1964	76	873	7	11.5
Upchurch—1979	64	937	7	14.6
Dickinson—1962	60	554	4	9.2
Moses—1979	54	943	6	17.5
Odoms—1978	54	829	6	15.4
Denson—1969	53	809	10	15.3

### Top Career Marks

	No.	Yards	TD	Ave.
Taylor—1960-66	543	6872	44	12.7
Odoms—1972-79	307	4505	30	14.7
Denson—1964-70	250	4150	32	16.6
Moses—1972-79	249	4530	39	18.2
Little—1967-75	215	2418	9	11.2
Scarpitto—1962-67	145	2439	24	16.8
Keyworth—1974-79	126	970	3	7.7
Armstrong—1973-79	124	1279	7	10.3
Upchurch—1975-79	123	2168	13	17.6
Prebola—1961-63	100	1419	4	14.2
Dolbin—1975-79	94	1576	7	16.8

## PUNTING

	Game	Season	Career
<b>No.</b>	12—Scarpitto at Oakland 9/10/67	105—Scarpitto, 1967 96—Dilts, 1978 90—Dilts, 1977	574—Van Heusen, 1968-76 248—Scarpitto, 1965-67 202—Fraser, 1962-64
	12—Van Heusen vs. Cincinnati 10/6/68	88—Van Heusen, 1968	
	11—Scarpitto vs. Oakland 11/5/67		
<b>Ave.</b>	(Min. of 4 punts)	(Min. of 50 punts)	(Min. of 50 punts)
	53.8—Scarpitto vs. San Diego 10/22/67	46.1—Fraser, 1963 45.8—Scarpitto, 1966 45.1—Van Heusen, 1973	45.2—Fraser, 1962-64 44.4—Scarpitto, 1965-67 41.7—Van Heusen, 19
	53.5—Fraser vs. New York 11/17/63		
	52.5—Fraser at San Diego 12/22/63		
	52.5—Fraser vs. Kansas City 10/11/64		

### Other Punting Records

**Longest punt**—78—Van Heusen vs. Dallas, 12/2/73  
75—Fraser at Oakland, 10/14/62  
75—Fraser vs. Boston, 11/11/62  
73—Dilts vs. New York Jets, 11/5/78  
73—Scarpitto vs. Boston, 9/3/67  
72—Scarpitto vs. San Diego, 10/22/67  
72—Van Heusen vs. Oakland, 10/22/73



# INDIVIDUAL RECORDS (CONTINUED)

## INTERCEPTIONS

No.	Game	Season	Career
4	Brown vs. New York 11/15/64	11—Gonsoulin, 1960 9—Brown, 1964 7—Five players	43—Gonsoulin, 1960-66 34—Thompson, 1969-79 19—Foley, 1976-79 18—T. Jackson, 1973-79
4	Gonsoulin at Buffalo 9/18/60		
3	Rizzo at Oakland 10/16/77		
3	Martha vs. Atlanta 10/18/70		
3	Gonsoulin vs. Kansas City 10/11/64		
Return yards	91—Brown vs. New York 11/15/64 73—T. Jackson vs. Baltimore 11/27/77 70—Moore at Boston 11/20/64 70—Wilson vs. Kansas City 12/17/67	153—Wilson, 1967 140—Brown, 1964 136—T. Jackson, 1976	721—Thompson, 1969-79 542—Gonsoulin, 1960-66 332—T. Jackson, 1973-79 273—Wilson, 1965-67

## Other Interception Records

### Best interception return average, career (10 or more interceptions) —

21.2, Thompson, 1969-79  
18.4, T. Jackson, 1973-79  
17.6, McMillin, 1960-62, 1964-65

### Longest non-scoring interception return —

73, T. Jackson vs. Baltimore 11/27/77  
70, Wilson vs. Kansas City 12/17/67  
65, Wilson vs. San Diego 11/7/65

### Longest non-scoring interception return —

70, Moore at Boston 11/20/64  
65, Alliston at Buffalo 9/18/60  
65, Foley-Gradishar-Wright, vs. New York Giants, 11/14/76 (Foley intercepted and returned 23, lateral to Gradishar for 10, lateral to Wright for 32).

## PUNT RETURNS

No.	Game	Season	Career
8	Upchurch at Baltimore 10/22/78	51—Upchurch, 1977 39—Upchurch, 1976 36—Upchurch, 1978 30—Thompson, 1973 30—Upchurch, 1979	183—Upchurch, 1975-79 157—Thompson, 1969-79 81—Little, 1967-75
7	Thompson at Kansas City 10/6/74		
7	Upchurch vs. San Diego 11/30/75		
6	7 times		
Return yards	167—Upchurch vs. Pittsburgh 11/6/77 125—Upchurch vs. Cleveland 9/26/76 105—Upchurch vs. Buffalo 9/25/77	653—Upchurch, 1977 536—Upchurch, 1976 493—Upchurch, 1978 366—Thompson, 1973	2298—Upchurch, 1975-79 1814—Thompson, 1969-79 893—Little, 1967-75
Average		(10 or more returns) 16.88—Little, 1967 13.74—Upchurch, 1976 13.69—Upchurch, 1978 13.46—Thompson, 1974	(15 or more returns) 12.56—Upchurch, 1975-79 11.89—Mingo, 1960-64 11.55—Thompson, 1969-79

# INDIVIDUAL RECORDS (CONTINUED)

## Other Punt Returns

Longest scoring punt return—92, Upchurch vs. San Diego 10/3/76  
87, Upchurch vs. Pittsburgh 11/6/77  
76, Mingo at Boston 9/9/60

### Longest non-scoring punt return—

60, Thompson at Baltimore 11/10/74  
59, Thompson vs. New England 12/17/72  
54, Mitchell at Buffalo 9/20/64

## KICKOFF RETURNS

No.	Game	Season	Career
7	Barry at Kansas City 11/1/64	47—Barry, 1964 40—Upchurch, 1975 37—Mitchell, 1963	104—Little, 1967-75 95—Upchurch, 1975-79 73—Barry, 1964-65
6	R. Montgomery at San Diego 9/24/72		
6	Upchurch vs. Cleveland 10/19/75		
Return yards	201—R. Montgomery at San Diego 9/24/72 197—Upchurch vs. Cleveland 10/19/75 185—Little at Miami 9/17/67	1245—Barry, 1964 1084—Upchurch, 1975 954—Mitchell, 1963	2523—Little, 1967-75 2355—Upchurch, 1975-79 1856—Barry, 1964-65
Average		(14 or more returns) 28.50—Thompson, 1969 28.47—Sellers, 1966 28.00—Frazier, 1961	(40 or more returns) 26.28—Haynes, 1965-66 25.42—Barry, 1964-65 25.13—Thompson, 1969-79 24.79—Upchurch, 1975-79

## Other Kickoff Return Records

### Longest scoring kickoff return—

100, Sellers vs. Houston 10/2/66  
100, Wilson at Kansas City 10/8/66  
94, Montgomery at San Diego 9/24/72

### Longest non-scoring kickoff return—

89, Little vs. Oakland 11/10/68  
88, Montgomery at Oakland 10/22/72  
77, Scott vs. Kansas City 10/23/66

## SCORING

	Game	Season	Career
TDs	3—8 times	13—Little, 1972 13—Little, 1973 12—Armstrong, 1974 12—Taylor, 1960	54—Little, 1967-75 50—Taylor, 1960-66 40—Moses, 1972-79
FG	5—Mingo vs. San Diego 10/6/63 4—8 times (Turner 3, Mingo 3, Howfield, Kroner)	27—Mingo, 1962 25—Turner, 1971 22—Turner, 1973	151—Turner, 1971-79 72—Mingo, 1960-64 40—Howfield, 1968-70
PAT	6—Turner vs. New England 12/17/72 6—Turner at Houston 10/14/73 6—Turner vs. Tampa Bay 11/7/76 6—Turner vs. New England 11/11/79	40—Turner, 1973 37—Turner, 1972 36—Howfield, 1969 36—Turner, 1976	283—Turner, 1971-79 120—Mingo, 1960-64 93—Howfield, 1968-70

## SCORING RECORDS (CONTINUED)

	Game	Season	Career
Points	21 — Mingo at Los Angeles 10/10/60	137 — Mingo, 1962 123 — Mingo, 1960 106 — Turner, 1973	742 — Turner, 1971-79 408 — Mingo, 1960-64 324 — Little, 1967-75
	20 — Scarpitto at Buffalo 12/18/66		
	20 — Mingo vs. San Diego 10/6/63		

\*Taylor vs. Buffalo, 11/27/60; Stone at San Diego, 11/4/62; Scarpitto at Buffalo, 12/18/66; Little vs. Minnesota, 10/15/72; Little vs. Cincinnati, 9/16/73; Moses at Houston, 10/14/73; Keyworth vs. Kansas City, 11/18/74; Armstrong vs. Houston, 12/8/74.

### Other Scoring Records

#### Most consecutive games scoring—

55—Turner, 1971-74  
47—Turner, 1975-78  
32—Howfield, 1968-70  
36—Mingo, 1960-64

#### Most consecutive games scoring by a non-kicker—

6—Taylor, 1960-61 (Last 4 games of 1960 and first 2 games of 1961)  
6—Denson, 1969  
6—Little, 1972

#### Most consecutive games scoring by rushing—

4—Little, 1969  
4—Keyworth, 1974  
3—Hayes, 1965  
3—Armstrong, 1974

#### Most consecutive games scoring by reception—

6—Taylor, 1960-61 (Last 4 games of 1960 and first 2 games of 1961)  
6—Denson, 1969  
4—Scarpitto, 1963  
4—Denson, 1967  
4—Odoms, 1973  
4—Upchurch, 1979

## TEAM—GENERAL SEASON

#### Most consecutive victories—8—1976-77 (last two games of 1976, first six of 1977)

6—1977  
4—1962 and 1979  
3—eight times

#### Most consecutive games without a loss—8—1976-77

7—1973  
6—1977

#### Most consecutive defeats—11—1963-64

9—1967

#### Most consecutive games without victory—14—1963-64

9—1967

## TEAM—GENERAL GAME

**Largest margin of victory—** 43—vs. New York Jets 9/19/76 (46-3)  
37—vs. Oakland 10/5/62 (44-7)  
35—vs. New England 11/11/79 (45-10)  
35—vs. Tampa Bay 11/7/76 (48-13)

**Most points in one half—** 38—vs. New England 11/11/79  
38—vs. Tampa Bay 11/7/76  
33—vs. San Diego 10/6/63  
32—vs. New York 11/22/62

**Most points in one quarter—** 26—at New York Jets 12/3/67  
24—vs. Buffalo 11/27/60  
24—vs. San Diego 10/6/63  
24—vs. Tampa Bay 11/7/76  
24—vs. New England 11/11/79

## TEAM—OFFENSE

### Scoring

	Game	Season
Most Points	50—vs. San Diego 10/6/63	354—1973
	48—at Houston 10/14/73	353—1962
	48—vs. Tampa Bay 11/7/76	325—1972
Fewest Points	0—San Diego 37, Denver 0—10/29/61	196—1966
	0—at Oakland 51, Denver 0—9/10/67	203—1971
	0—at Kansas City 16, Denver 0—12/6/70	240—1964
	0—at San Diego 17, Denver 0—12/15/74	251—1961
	0—at San Diego 23, Denver 0—10/8/78	
Most touchdowns	6—7 times	41—1973
	Most recent: vs. New England 11/11/79	39—1962
		39—1974
		39—1976
Most field goals	5—vs. San Diego 10/6/63	27—1962
	4—8 8 times	25—1971
		22—1973
		21—1975

### Total Offense

	Game	Season
Most plays	88—at Seattle 10/29/78 (OT)	1044—1979
	86—vs. San Diego 11/30/75	1039—1978
	86—at Chicago 12/12/76	964—1975
	84—vs. Boston 12/3/61	959—1965
Most total yards	543—vs. New York Jets, 9/19/76	5142—1979
	532—vs. Kansas City, 11/18/74	4829—1978
	505—vs. San Diego 9/7/62	4707—1962
		4534—1975
Ave. gain per play	8.56—vs. San Diego 9/7/62	5.38—1972
	8.21—at Houston 10/14/73	5.21—1974
	7.77—vs. New England 12/17/72	5.20—1962
Fewest yards	5—at Oakland 9/10/67	3168—1966
	26—at Houston 9/3/66	3332—1964
	117—vs. Buffalo 12/13/64	3811—1961

### Rushing Offense

	Game	Season
Rushing plays	60—vs. San Diego 11/30/75	601—1978
	59—at Chicago 12/12/76	524—1979
	59—at Kansas City (OT) 9/24/78	523—1977
		512—1971
Rushing yards	356—at Chicago 12/12/76	2451—1978
	328—vs. San Diego 11/30/75	2157—1974
	292—at Oakland 11/24/74	2093—1971
		2043—1977
Ave. gain per rush	6.68—vs. Dallas 10/30/60	4.50—1972
	6.64—vs. Houston 9/17/72	4.44—1974
	6.59—vs. Buffalo 11/19/61	4.15—1969
Fewest yards	13—at Oakland 10/22/72	1091—1961
	20—at Dallas 12/10/61	1173—1966
	27—at Buffalo 9/15/62	1195—1960

## TEAM RECORDS (CONTINUED)

### Passing Offense

	Game	Season
Passes attempted	56—at Buffalo 9/15/72	568—1961
	56—at Boston 9/21/62	559—1962
	55—at Houston 12/20/64	508—1960
Passes completed	35—at Houston 12/20/64	292—1962
	32—vs. Kansas City 11/18/74	265—1961
	31—vs. Houston 11/6/60	260—1979
Passes had intercepted	8—at Houston 12/2/62	45—1961
	6—5 times	40—1962
		35—1960
Completion percentage	.870—vs. Kansas City 12/10/78	.559—1974
	.765—vs. Cincinnati 12/14/69	.555—1978
	.738—vs. Houston 12/8/74	.546—1979
Touchdown passes	5—vs. Buffalo 10/28/62	24—1960
	4—5 times	23—1969
		23—1963
Net yards passing	459—vs. Kansas City 11/18/74	3404—1962
	428—at Buffalo 9/15/62	3247—1960
	396—at Oakland 10/22/72	3102—1979
Fewest net yards	-53—at Oakland 9/10/67	1682—1967
	-7—at Houston 9/3/66	1995—1966
	6—vs. New York 11/15/64	2021—1964
Fewest times Denver passers thrown for loss	0—Many times	22—1971
		24—1965
		27—1973
Most times Denver passers thrown for loss	11—vs. Buffalo 12/13/64	63—1963
	11—vs. Oakland 11/5/67	61—1964
	10—at Oakland 12/8/75	58—1967
Most yardage Denver passers thrown for loss	10—at Oakland 10/31/76	
	95—vs. Oakland 11/5/67	590—1963
	84—vs. Buffalo 12/13/64	520—1964
	78—vs. Boston 9/29/63	508—1967
	78—vs. Kansas City 12/14/68	

### First Downs

	Game	Season
Most first downs	34—vs. Kansas City 11/18/74	306—1979
	31—vs. New York Jets 9/19/76	294—1978
	28—vs. San Diego 9/7/62	270—1962
First downs rushing	19—vs. San Diego 11/30/75	130—1979
	19—at Chicago 12/12/76	129—1978
	17—at Seattle 10/29/78 (OT)	120—1974
First downs passing	25—vs. Kansas City 11/24/74	177—1962
	23—at Houston 12/20/64	149—1979
	20—at Buffalo 9/15/62	141—1960
First downs penalty	6—vs. Houston 9/7/64	28—1978
	5—5 times	27—1979
		27—1965
Fewest first downs	0—at Houston 9/3/66	171—1966
	3—at Oakland 9/10/67	172—1967
	7—at Kansas City 12/6/70	207—1964
	7—vs. Buffalo 12/13/64	

## TEAM RECORDS (CONTINUED)

### Punts

	Game	Season
Most punts	12—at Oakland 9/10/67	105—1967
	12—vs. Cincinnati 10/6/68	96—1968
	10—6 times	96—1978
Fewest punts	0—vs. Dallas 10/8/61	59—1962
	1—vs. San Diego 11/27/66	60—1972
	1—vs. N. Y. Jets 9/19/76	63—1975
Best average	(Min. of 4 punts)	
	53.75—vs. San Diego 10/22/67	45.2—1966
	53.50—vs. New York 11/17/63	45.1—1973
	52.50—at San Diego 12/22/63	44.9—1967
	52.50—vs. Kansas City 10/11/64	
Poorest average		35.1—1976
		36.4—1978
		37.3—1960
Best net average (category originated in 1976)	(Min. of 4 punts)	
	52.3—at Houston 12/4/77	33.7—1977
	38.8—vs. Pittsburgh 12/16/78	33.0—1979
	38.5—vs. New York Jets 11/5/78	32.8—1978
		29.9—1976

### Punt Returns

	Game	Season
Most returns	8—at Buffalo 9/20/70	63—1970
	8—at Kansas City 10/6/74	58—1977
	8—vs. San Diego 11/30/75	51—1976
	8—at Baltimore 10/22/78	51—1978
Most return yards	167—vs. Pittsburgh 11/6/77	712—1977
	126—at New York 12/3/67	640—1976
	125—vs. Cleveland 9/26/76	582—1978
Best average		13.5—1967
		12.9—1963
		12.5—1976

### Kickoff Returns

	Game	Season
Most returns	10—vs. Boston 10/4/64	78—1963
	10—at San Diego 12/22/63	76—1964
	9—at Boston 10/18/63	71—1965
	9—vs. Kansas City 9/7/63	
Most return yards	295—vs. Boston 10/4/64	1801—1963
	289—vs. Kansas City 9/7/63	1758—1964
	238—at Kansas City 10/8/63	1731—1965
Best average		26.9—1966
		25.3—1967
		24.5—1975

### Fumbles

	Game	Season
Most fumbles	6—5 times	40—1961
		36—1966
		35—1979
Most fumbles lost	5—vs. Cleveland 10/19/75	23—1961
	5—vs. Chicago 9/30/73	18—1979
	4—5 times	17—3 times
Fewest fumbles	0—Many times	15—1969
		21—1973
		23—4 times
Fewest fumbles lost	0—Many times	8—1964
		9—1969
		9—1973

## TEAM RECORDS (CONTINUED)

### Penalties

	Game	Season
Most penalties	15—vs. Tampa Bay 11/7/76	132—1978
	14—vs. Oakland 10/17/76	116—1979
	14—at N. Y. Jets 10/28/73	105—1976
Most yards penalized	160—vs. Tampa Bay 11/7/76	1097—1978
	134—vs. Pittsburgh 11/6/77	1006—1979
	132—vs. Oakland 10/17/76	986—1976

Fewest penalties	0—vs. Kansas City 12/17/67	48—1967
	1—9 times	54—1960
		60—1961

Fewest yards penalized	0—vs. Kansas City 12/17/67	501—1960
	0—at Boston 9/21/62	512—1967
	5—3 times	548—1963

## TEAM—DEFENSE

### Total Defense

	Game	Season 100
Fewest plays allowed	40—vs. San Diego 10/6/63	826—1971
	42—vs. San Diego 11/30/75	838—1970
	44—at Boston 9/24/65	847—1963
	44—vs. Boston 9/29/63	

Fewest yards allowed	60—at Cleveland 10/24/71	3705—1970
	66—vs. Chicago 12/5/71	3722—1976
	70—vs. San Diego 11/2/69	3774—1977

Lowest yield per play	1.12—vs. Chicago 12/5/71	4.01—1977
	1.25—vs. San Diego 11/2/69	4.14—1976
	1.30—at Cleveland 10/24/71	4.38—1978

### Rushing Defense

	Game	Season
Fewest rushes allowed	11—at N. Y. Jets 12/3/67	384—1965
	14—at N. Y. Jets 10/28/73	409—1970
	15—at Cleveland 10/24/71	420—1963

Fewest yards allowed	0—at Kansas City 12/19/65	1337—1965
	18—vs. Pittsburgh 9/27/70	1351—1970
	24—at Cleveland 10/24/71	1530—1977

Lowest yield per rush	0.00—at Kansas City 12/19/65	3.26—1977
	0.64—vs. Pittsburgh 9/27/70	3.30—1970
	1.47—at Cincinnati 12/14/69	3.37—1979

### Passing Defense

	Game	Season
Fewest attempts by opponents	10—at Kansas City (OT) 9/24/78	348—1975
	14—vs. Oakland 10/30/77	356—1971
	14—at New England 11/28/76	379—1970
	14—at Kansas City 11/27/69	
	14—at Houston 11/20/60	

Fewest completions by opponents	2—at Chicago 12/12/76	150—1971
	5—at Green Bay 9/26/71	181—1975
	5—vs. Dallas 10/8/61	189—1960

Lowest completion percentage allowed	.118—at Chicago 12/12/76	.421—1971
	.226—vs. Chicago 12/5/71	.448—1961
	.259—at Cleveland 10/24/71	.459—1965

Fewest net yards allowed	—7—vs. Chicago 12/5/71	1985—1971
	18—at Kansas City 12/6/70	2026—1076
	33—vs. Kansas City 10/4/70	2032—1975

Fewest TD passes allowed		8—1976
	0—Many times	9—1978
		11—1979
		11—1977

## TEAM DEFENSE RECORDS (CONTINUED)

### PASSING DEFENSE (CONTINUED)

Highest percentage interception of opponent passes		.073—1964 .071—1978 .070—1960
--	--	-------------------------------------

Most opponent passes intercepted	7—at Oakland 10/16/77	32—1964
	6—4 times	31—1978
		28—1967

Most yards interception returns	133—at Buffalo 9/18/60	491—1977
	117—vs. Oakland 10/5/62	483—1962
	110—vs. Kansas City 10/9/77	465—1965

Most times opponent passers thrown for loss	10—at Cincinnati 10/19/69	50—1970
	9—vs. Chicago 12/5/71	45—1969
	9—vs. Buffalo 11/19/61	44—1971
		44—1964

Most yardage, opponent passers thrown for loss	95—vs. New York 11/15/64	456—1970
	76—vs. Kansas City 10/4/70	447—1964
	75—vs. New England 12/17/72	435—1971

Lowest yield per pass attempt		5.00—1964
		5.49—1961
		5.52—1972

Lowest yield per pass completion		10.60—1976
		10.64—1972
		10.67—1975
		10.88—1977

### Punting

	Game	Season
Lowest opponent average	(4 or more punts)	
	30.0—vs. Buffalo 11/27/60	37.3—1971
	30.3—at Minnesota (OT) 9/11/78	39.0—1961
	30.4—at Houston 10/26/69	39.9—1971

### Punt Returns

	Game	Season
Lowest opponent average		4.81—197
		6.13—196
		7.03—196

### Kickoff Returns

	Game	Season
Lowest opponent average		17.14—196
		20.13—196
		20.39—197

### Fumbles

	Game	Season
Most opponent fumbles recovered	6—at Buffalo 12/2/79	21—196
	5—at Boston 11/6/66	20—196
	5—vs. Buffalo 12/13/64	20—197
	5—at Oakland 10/14/62	

Fewest opponent fumbles recovered	0—Many times	11—197
		12—197
		12—196
		12—196



## TEAM DEFENSE RECORDS (CONTINUED)

### First Downs

Game	Season
Fewest opponent first downs	3—vs. San Diego 11/30/75 199—1970
	5—at Chicago 12/12/76 206—1971
	6—vs. Oakland 11/20/66 217—1977
	6—at Cleveland 10/24/71
Fewest opponent first downs rushing	1—vs. Cincinnati 12/14/69 67—1970
	1—at Cleveland 10/24/71 77—1977
	1—at Los Angeles 12/12/72 83—1971
Fewest opponent first downs passing	1—San Diego 11/30/75 91—1971
	1—at Chicago 12/12/76 104—1976
	2—Dallas 10/8/61 106—1975
Fewest opponent first downs penalty	0—Many times 12—1968
	14—1970
	15—1962

### Penalties

Game	Season
Most opponent penalties	16—vs. Chicago 10/16/78 118—1979
	13—at Houston 10/26/69 114—1978
	13—vs. Cleveland 9/26/76 98—1961
Most yards opponent penalized	147—vs. Chicago 10/16/78 1033—1979
	145—at Seattle 12/8/79 901—1969
	140—at Houston 10/26/69 894—1978
Fewest yards opponent penalized	0—at Oakland 12/19/71 516—1963
	4—at Miami 12/20/75 573—1964
	5—at Houston 9/3/66 576—1966
	5—vs. Boston 11/11/62

### Scoring

Game	Season
Fewest points	0—vs. San Diego 11/2/69 148—1977
	0—at Cleveland 10/24/71 198—1978
	0—vs. San Diego 10/3/76 206—1976
	0—at San Diego 11/14/76
	0—vs. St. Louis 9/18/77
	0—vs. Cincinnati 9/2/79
	0—vs. San Diego 10/7/79
Fewest touchdowns allowed	0—Many times 18—1977
	21—1978
	25—1976
Fewest field goals allowed	0—Many times 8—1977
	12—1976
	13—1961

## OPPONENT INDIVIDUAL RECORDS

### Total Offense

**MOST PLAYS**—60, Joe Namath, at N. Y. Jets, 12/3/67. **YARDS GAINED**—448, Len Dawson, at Kansas City, 11/1/64. **GAIN PER PLAY**—(10 or more plays)—21.62, Jacky Lee, at Houston, 11/29/60.

### Rushing

**MOST RUSHES**—27, Abner Haynes, Dallas, 10/30/60. **YARDS GAINED**—183, Paul Lowe, at San Diego, 12/22/63. **GAIN PER RUSH (8 or more rushes)**—12.50, Abner Haynes, at Miami, 9/17/67, and 12.50, Booker Russell, vs. Oakland, 11/25/79. **LONGEST SCORING RUN**—69, Curtis McCClinton, at Dallas, 12/9/62. **LONGEST NON-SCORING RUN**—76, Willmer Fowler, Buffalo, 11/27/60, and 76, Walter Payton, Chicago, 10/16/78.

## OPPONENT RECORDS (CONTINUED)

### Passing

**ATTEMPTS**—60, Joe Namath, at N.Y. Jets, 12/3/67. **COMPLETIONS**—31, Joe Gilliam, Pittsburgh (OT), 9/22/74. **HAD INTERCEPTED**—7, Ken Stabler, at Oakland, 10/16/77. **YARDS GAINED**—435, Len Dawson, at Kansas City, 11/1/64. **COMPLETION PERCENTAGE** (10 or more passes)—.813, Bob Berry, at Atlanta, 11/26/72. **TOUCHDOWNS**—6, Len Dawson, at Kansas City, 11/1/64. **LONGEST SCORING PLAY**—92, Len Dawson to Tom Brooker, Dallas, 11/18/62. 92, Jacky Lee to Bill Groman, at Houston, 11/20/60. **LONGEST NON-SCORING PLAY**—77, Tom Flores to Art Powell, Oakland, 11/29/64.

### Receiving

**RECEPTIONS**—12, Art Powell, New York, 10/22/61. 12, Ed Podolak, at Kansas City, 10/7/73. 12, Ken Payne, Green Bay, 9/29/75. **YARDS GAINED**—213, Curtis McCClinton, at Kansas City, 12/19/65. **TOUCHDOWNS**—4, Lance Alworth, San Diego, 12/1/68.

### Punting

**MOST PUNTS**—11, Dennis Partee, San Diego, 11/30/75. 11, Bob Parsons, at Chicago, 12/12/76. **AVERAGE (4 or more punts)**—57.40, Steve O'Neal, New York, 9/21/69. **LONGEST PUNT**—98, Steve O'Neal, New York, 9/21/69.

### Punt Returns

**MOST RETURNS**—5, held by eight players. **RETURN YARDS**—164, Dave Grayson, Kansas City, 10/11/64. **LONGEST SCORING RETURN**—106, Noland Smith, Kansas City, 12/17/67. **LONGEST NON-SCORING RETURN**—80, Dave Grayson, Kansas City, 10/11/64.

### Kickoff Returns

**MOST RETURNS**—5, held by seven players. **RETURN YARDS**—164, Dave Grayson, Kansas City, 10/11/64. **LONGEST SCORING RETURN**—106, Noland Smith, Kansas City, 12/17/67. **LONGEST NON-SCORING RETURN**—80, Dave Grayson, Kansas City, 10/11/64.

### Interceptions

**MOST INTERCEPTIONS**—3 held by nine players. **RETURN YARDS**—99, Bobby Hunt, at Kansas City, 12/8/63. **LONGEST SCORING RETURN**—80, Coy Bacon, San Diego, 11/11/73. **LONGEST NON-SCORING RETURN**—87, Ron Hall, Boston, 9/18/66.

### Scoring

**TOUCHDOWNS**—4, Frank Jackson, at Dallas, 12/10/61. 4, Bert Coan, Kansas City, 10/23/66. 4, Lance Alworth, San Diego, 12/1/68. **FIELD GOALS**—6, Gino Cappelletti, Boston, 10/4/64. **LONGEST FIELD GOAL**—57, Don Cockroft, Cleveland, 10/29/72. **POINTS**—24, Frank Jackson, at Dallas, 12/10/61. 24, Bert Coan, Kansas City, 10/23/66. 24, Lance Alworth, San Diego, 12/1/68.

## OPPONENT SINGLE GAME TEAM RECORDS

### Scoring

**POINTS**—59, Kansas City, 9/7/63.

### Total Offense

**PLAYS**—93, Pittsburgh (OT), 9/22/74. **YARDS GAINED**—634, at Oakland, 10/25/64. **GAIN PER PLAY**—10.30, San Diego, 10/6/63. **FEWEST YARDS GAINED**—60, at Cleveland, 10/24/71.

## OPPONENT RECORDS (CONTINUED)

### Rushing

**RUSHES**—62, at New England, 11/28/76. **YARDS GAINED**—380, Kansas City, 10/23/66. **GAIN PER RUSH**—9.27, Kansas City, 10/23/66. **FEWEST YARDS GAINED**—0, at Kansas City, 12/19/65.

### Passing

**ATTEMPTS**—62, at New York, 12/3/67. **COMPLETIONS**—31, Pittsburgh (OT), 9/22/74. **HAD INTERCEPTED**—7, at Oakland, 10/16/77. **MOST YARDS GAINED**—427, at Oakland, 10/25/64. **FEWEST YARDS GAINED**—(-7), Chicago, 12/5/71. **COMPLETION PERCENTAGE**—.813, at Atlanta, 11/26/72.

### First Downs

**TOTAL FIRST DOWNS**—33, Pittsburgh (OT), 9/22/74. **RUSHING**—21, at New England, 11/28/76. **PASSING**—21, San Diego, 12/1/68. **PENALTY**—6, Miami, 12/4/66. 6, at Oakland, 11/9/69.

### Punting

**MOST PUNTS**—11, San Diego, 11/30/75, and at Chicago, 12/12/76. **BEST AVERAGE (4 or more punts)**—57.40, NY Jets, 9/21/69.

### Punt Returns

**MOST RETURNS**—9, at Oakland, 9/10/67. **RETURN YARDS**—143, at Oakland, 9/10/67.

### Kickoff Returns

**MOST RETURNS**—9, at Houston, 10/14/73, and at San Diego, 12/9/73. **RETURN YARDS**—238, at Kansas City, 10/8/66.

## TWO TEAM RECORDS

### Scoring

**POINTS**—91—N.Y. Titans, 46, Denver 45, 11/22/62.

### Total Offense

**PLAYS**—161—Denver 88, Seattle 73 (OT), 10/29/78. **YARDS GAINED**—1,057—Denver 476, at San Diego 581, 10/20/68.

### Rushing

**MOST RUSHES**—100—Denver 59, at Kansas City 41 (OT), 9/24/78. **YARDS GAINED**—472—Denver 356, at Chicago 116, 12/12/76.

### Passing

**ATTEMPTS**—97—Denver 53, at Houston 44, 12/2/62. **COMPLETIONS**—53—Denver 35, at Houston 18, 12/20/64. **HAD INTERCEPTED**—13—Denver 8, at Houston 5, 12/2/62. **YARDS GAINED**—708—Denver 321, at San Diego 387, 10/20/68.

### Other

**TOTAL FIRST DOWNS**—58—Denver 34, Kansas City 24, 11/18/74. **FUMBLES**—12—Denver 6, at Boston 6, 11/6/66, and Denver 5, Buffalo 7, 12/13/64. **FUMBLES LOST**—10—Denver 5, at Boston 5, 11/6/66. **YARDS PENALIZED**—273—Denver 128, at Seattle 145, 12/8/79. **FEWEST YARDS PENALIZED**—25—Denver 5, Dallas 20, 10/30/60.

## PLAYER HISTORY

### ALL-TIME DRAFT CHOICES

**1960 (First selections)**—Harry Ball, T, Boston College; Charley Britt, QB, Georgia; Dave Canary, E, Cincinnati; Paul Candro, HB, Boston U.; Bill Carrico, G, N. Texas St.; Larry Cundiff, C, Mich. State; Bernard Darre, T, Tulane; Roger Davis, T, Syracuse; Lonnie Dennis, G, Brig. Young; John Dingens T-G, Detroit; Maurice Doke, G, Texas; Mike Dowdle, FB, Texas; Wayne Hawkins, T, COP; Gary Huber, C, Miami (O.); Dave Hudson, E, Florida; Claude King, HB, Houston; Don Klochak, FB, N. Carolina; Roger LeClerc, C, Trinity; Dean Look, QB, Mich. State; Bill Mathis, HB, Clemson; Ken McNeece, T-G, San Jose St.; James Monroe, QB, Arkansas; Ray Norton, HB, San Jose St.; Robert Rosbaugh, HB, Miami (Fla.); Mel Semenko, E, Colorado; Lebron Shields, T, Tennessee; Jack Spikes, FB, TCU; Howard Turley, E, Louisville; Jim Walden, QB, Wyoming; Willie West, HB, Oregon; John Willener, G, Oregon; Bob Yates, T, Syracuse; Ken Young, E, Valparaiso; Bob Zimpter, T-G, Bowling Gr.

**1960 (Second selections)**—Mel Branch, T-G, LSU; Ronnie Cain, E, Kentucky; Jack Campbell, E, Toledo; Tom Chapman, E, Detroit; LaVelle Coleman, HB, West Mich.; Jim Colvin, T-G, Houston; Teddy Foret, T-G, Auburn; Bobby Green, HB, Florida; Jack Hanlon, HB, Penn.; G. Hershberger, T-G, Wichita; Sam Homer, HB, VMI; Bob Hudson, E, Lamar Tech.; Vic Jones, HB, Indiana; Billy Luplow, T-G, Arkansas; George Phelps, HB, Cornell C. Ia.; Tom Roberts, T-G, Georgia Tech; Sam Stenger, C, Denver; Olin Treadway, QB, Iowa; John Wilkins, T-G, So. California; Emmet Wilson, T-G, Georgia Tech.

**1961**—1, Bob Gaiters, HB, N. Mex. St. 2, Jerry Hill, HB, Wyoming. 3, Chas. Strange, C, LSU. 4, Roland McDale, T, Nebraska. 4a, (NY), Sonny Davis, E, Baylor. 5, Charles Cowan, E, NM H'lds. U. 6, Dale Evans, HB, Kansas State. 7, Pat Patchen, E, Florida. 9, Phil Nugent, QB, Tulane. 10, Chas. Sturgeon, HB, Kentucky. 11, John Simko, E, Augustana. 12, Jerry Miller, E, H. Payne. 13, Ron Greene, G, Wash. St. 14, Bill Cooper, FB, Muskingum. 15, Willie Crafts, G, Texas A&I. 16, Jim Larkin, T, Hillsdale. 17, Chuck Weiss, FB, Colorado. 18, Chick Graning, HB, Georgia Tech. 19, John Hobbs, G, Maryland St. 20, Buck McLeod, T, Baylor. 21, Jim Morgan, HB, Iowa St. Tech. 22, Tom Hackler, E, Tenn. Tech. 23, Tom Jewell, T, Idaho St. 24, E. A. Simms, E, N. Mex. St. 25, Pete Samms, T, Central Okla. 26, Sam Smith, HB, Florence St. 27, Donald Olson, HB, Nebraska. 28, Wayne Lee, G, Colo. St. Col. 29, Archie Cobb, T, Nebraska. 30, Dave Mills, HB, NE Mo. St. Tech.

**1962**—1, Merlin Olsen, T, Utah St. 2, Jerry Hillebrand, E, Colorado. 3, Charles Holmes, FB, Maryland St. 4, John Furman, QB, Texas Western. 7, John McGeever, HB, Auburn. 8, Elbert Harris, HB, S.E. Louisiana. 9, Larry Jepson, C, Furman. 10, Gale Weidner, QB, Colorado. 11, Mike Kline, G, Oregon St. 13, Bob Cegelski, C, Montana St. 14, Sonny Gibbs, QB, TCU. 15, Bill Loudon, G, Benedict Coll. 16, Gary Ballman, HB, Mich. St. 17, Jerry Tarr, E, Oregon. 18, Pete Schenk, E, Washington St. 20, Mike Martin, E, Washington St. 21, Jim Perkins, T, Colorado. 22, Don Kasso, HB, Oregon St. 23, Ken Tureaud, HB, Michigan. 24, Neil Thomas, G, Hillsdale. 25, Dave Edwards, E, Auburn. 26, Jim Roberts, T, Mississippi. 27, A. Von Sonn, C, UCLA. 28, Paul Holmes, T, Georgia. 29, Lynn Hoyem, C, Long Beach St. 30, Walter Mince, HB, Arizona. 31, Bill Williamson, T, Bakersfield JC. 32, Vester Flanagan, T, Humboldt St. 33, Duane Allen, E, Mt. S.A. Coll. 34, S. Stonebraker, E, Detroit.

**1963**—1, K. Alexander, HB, UCLA. 2a, (NY), Ray Poage, FB, Texas. 2b, Tom Nomina, T, Miami (O.). 3, Tommy Janik, HB, Texas A&I. 4, Lou Slaby, LB, Pittsburgh. 5, Ray Mansfield, C, Washington. 6, Anton Peters, T, Florida. 7a, (San Diego), M. Slaughter, QB, Louisiana Tech. 7b, Paul Flatley, E, Northwestern. 8a, (Buf.), H. Dixon, FB, Florida A&M. 8b, John Griffin, HB, Memphis St. 9, Marv Fleming, E, Utah. 10a, Lonnie Sanders, HB, Michigan St. 10b, (Hous.), Pat Richter, E, Wisconsin. 11, Billy Joe, FB, Villanova. 12, John Gamble, E, U. of Pacific. 13, James Maples, C, Baylor. 15, W. Freeman, E, North Texas. 16, Dave Crossan, G, Maryland. 17, Bob Paremore, HB, Florida A&M. 18, Charles Mitchell, HB, Washington. 19a, Frank Baker, FB, Toledo. 19b, (Dallas), Bruce Starling, HB, Florida. 20, Dan Grimm, G, Colorado. 21, Ross Nolan, E, NE Louisiana. 22, Dave Mathiesen, QB, Washington St. 23, Billy Mooty, HB, Arkansas. 24, C. B. Simons, LB, Stanford. 25, Forest Farmer, LB, Purdue. 26, Monte Day, T, Fresno St. 27, John Sellers, T, Bakersfield JC. 28, Bill Reddell, HB, Occidental. 29, Kern Carson, HB, San Diego St.

## ALL-TIME DRAFT CHOICES (CONTINUED)

**1964**—1, Bob Brown, T, Nebraska. 3, Marv Woodson, DB, Indiana. 3a, Matt Snorton, DE-E, Michigan St. 6, Don Shackelford, T, Pacific. 6a, Al Denson, FL, Florida A&M. 7, Ray Kubala, C-T, Texas A&M. 7a, Jerry Richardson, LB, W. Texas St. 8, W. Hilgenberg, G-LB, Iowa. 9, John Mims, T, Rice. 12, Paul Krause, DB, Iowa. 13, Charley Parker, G, So. Mississippi. 14, Bob Hayes, HB, Florida A&M. 15, Chuck Logan, E, Northwestern. 16, Bob Cherry, E, Wittenburg. 17, J. McNaughton, E, Utah St. 18, George Mira, QB, Miami. 19, Odell Barry, FL, Findlay. 21, Dick Herzing, T, Drake. 22, Gary Lewis, HB, Arizona St. 23, Ken Brusvan, T, Oregon St. 24, Mickey Bitisko, LB, Dayton. 25, Jim Jones, E, Wisconsin. 26, Bob Berry, QB, Oregon.

**1965**—2, Dick Butkus, LB, Illinois. 3, Glen Ressler, C, Penn St. 4, Geo. Donnelly, DB, Illinois. 5a, Bob Breitenstein, T, Tulsa. 5b, Max Leetow, DT, Idaho. 6, Tom Wilhelm, T, Syracuse. 7, Jim Garcia, DE, Purdue. 8, John Holman, G, Wisconsin. 9, Gary Bussell, DB, Georgia Tech. 10, Gene Jeter, LB, Arkansas A&M. 11, Tom Vaughan, HB, Iowa St. 12, Tom Myers, QB, Northwestern. 13, Mike Strofalino, LB, Villanova. 14, John Frick, G, Ohio U. 15, Jeff Jordan, DB, Tulsa. 16, Brian Schweda, T, Kansas. 18, Larry Dupree, HB, Florida. 19, R. Oelschlager, HB, Kansas. 20, Terry Metchner, G, Albion.

**1966**—1, Jerry Shay, T, Purdue. 2, Freeman White, E, Nebraska. 3, Bob Hadrick, E, Purdue. 4, Randy Johnson, QB, Texas A&I. 5, Billy Clay, DB, Mississippi. 6, James Fulgham, T, Minnesota. 7, Jerry Jone, G, Bowling Green. 7a, (Buf.), Scotty Glacken, QB, Duke. 8, Goldie Sellers, DB, Grambling. 9, Ron Sbranti, LB, Utah St. 10, Larry Cox, T, Abilene CC. 11, James Burns, G, Northwestern. 13, Eric Crabtree, DB, Pittsburgh. 14, Fred Forsberg, DT, Washington. 15, Mike Ringer, DB, Oklahoma. 16, Frank Rogers, K, Colorado. 17, Gary Eickman, DE, Illinois. 18, Tom Talaga, T, Notre Dame. 19, Tom Coughlin, DE, Miami. 20, Cliff Hysell, T, Montana St.

**1967**—1, Floyd Little, HB, Syracuse. 2, Thomas Beer, TE, Houston. 3a, Mike Current, T, Ohio State. 3b, Geo. Goeddeke, C, Notre Dame. 4, C. Cunningham, DE, Houston. 5a, Fran Lynch, FB, Hofstra. 5b, John Huard, LB, Maine. 6, Neal Sweeney, E, Tulsa. 7, Frank Richter, G, Georgia. 8, Tom Cassese, E, C. W. Post. 9, James Summers, DB, Michigan St. 10, Paul Krause, QB, Dubuque. 11, Lou Andrus, DE, Brigham Young. 13, Dennis Furjanic, DE, Houston. 14, Tom Francisco, HB, Virginia Tech. 15, Donald Smith, G, Florida A&M. 16, Jack Lentz, QB, Holy Cross. 17, W. Valley, Jr., T, Oregon St.

**1968**—2, Curley Culp, DE, Arizona St. 3a, Garrett Ford, RB, West Virginia. 3b, (K.C.), Robert Vaughan, T, Mississippi. 4b, (Miami), Gordon Lambert, LB, Tenn. Martin. 4c, (K.C.), Drake Garrett, DB, Michigan St. 4d, (Cincy), Gus Holloman, DB, Houston. 8, Steve Holloway, DB, Weber St. 9, Paul Smith, LB, New Mexico. 10, Bob Langford, T, Middle Tenn. 12, Robert Hendrix, T, Mississippi. 13, Charles Greer, DB, Colorado. 14, Marlin Briscoe, RB, Omaha. 15, Jeff Kuhman, LB, Vermont. 16, Adin Brown, LB, William & Mary. 17, Steve Grady, RB, So. California.

**1969**—2, Grady Cavness, DB, Texas-El Paso. 3, Bill Thompson, DB, Maryland St. 4a, Mike Schnitker, LB, Colorado (From Boston thru K.C.). 4b, Edward Hayes, DB, Morgan St. 5, Frank Quayle, RB, Virginia. 6a, (Buf.), Wandy Williams, RB, Hofstra. 6b, Mike Coleman, RB, Tampa. 7, Al Giffin, TE, Auburn. 9, Henry Jones, RB, Grambling. 10, Jim Smith, DB, Utah St. 11, Alan Pastrana, QB, Maryland. 12, Wes Plummer, DB, Arizona St. 13, John Sias, SE, Georgia Tech. 14, Gary Crane, LB, Arkansas St. 15, Errol Kahoun, G, Miami (O.). 16, Billy Woods, DB, No. Texas St. 17, Buster O'Brien, QB, Richmond.

**1970**—1, Bob Anderson, RB, Colorado. 2, Alden Roche, DE, Southern. 3, John Kohler, T, South Dakota. 4, Jerry Hendren, WR, Idaho. 5, Bill McKoy, LB, Purdue. 6, John Mosier, TE, Kansas. 7, R. Montgomery, CB, Weber St. 8, (KC), L. Porter, RB, Southern. 9, D. Washington, LB, Alcorn A&M. 10, M. Fullerton, DT, Tuskegee Inst. 11, Cleve Bryant, DB, Ohio University. 12, Greg Jones, RB, Wisconsin St. 13, Jim McKoy, CB, Parsons College. 14, Jeff Slipp, LB, Brigham Young. 15, Maher Barakat, K, So. Dakota Tech. 16, Bob Stewart, QB, Northern Ariz. 17, Frank Kalfoss, K, Montana St.

**1971**—1, M. Montgomery, OT, So. California. 2, Dwight Harrison, WR, Texas A&I. 4a, Lyle Alzado, DE, Yankton Col. 4b, C. Johnson, CB, Alcorn A&M. 6, Howard Phillips, C, Michigan St. 7, Doug Adams, CB, Ohio St. 8, Tom Beard, LB, Michigan St. 9, John Handy, LB, Purdue. 10, Carlis Harris, WR, Idaho St. 11, Roger Roitsch, DT, Rice. 12, Floyd Franks, WR, Mississippi. 13, Craig Blackford, QB, Evansville. 14, Tommy Lyons, C, Georgia. 15, Lawrence James, RB, Norfolk St. 16, Steve Thompson, DT, Minnesota. 17, Jack Simsak, P-K, Virginia Tech.

## ALL-TIME DRAFT CHOICES (CONTINUED)

**1972**—1, Riley Odoms, TE, Houston. 3, Bill Phillips, LB, Arkansas St. 4, (Minn.), Tom Graham, LB, Oregon. 5, (Phila.), Jim Krieg, WR, Washington. 8, Ronnie Estay, LB, LSU. 9, Floyd Priester, DB, Boston U. 10, Richard Wilkins, DE, Maryland St. 11, Larry Brunson, WR, Colorado. 12, R. McDougall, DB, Weber St. 13, Bob Warner, RB, Bloomsburg St. 14, Jerome Kundich, G, UTEP. 15, Skip Parmenter, DT, Massachusetts. 16, Tom Bougus, RB, Boston College. 17, Lou Harris, RB, Southern California.

**1973**—1, Otis Armstrong, RB, Purdue. 2, Barney Chavous, DE, S. Carolina St. 3a, Paul Howard, OG, Brigham Young. 3b, John Wood, DT, LSU. 4, Tom Jackson, LB, Louisville. 5, Charles McTorry, DB, Tennessee St. 7a, Mike Askea, OT, Stanford. 7b, John Grant, DE, So. California. 9, Lyle Blackwood, DB, Texas Christian. 10, Al Marshall, WR, Boise State. 11, Elton Brown, DT, Utah State. 12, Jim O'Malley, LB, Notre Dame. 13a, Ed Smith, DE, Colorado Col. 13b, Ed White, RB, Tulsa. 14, John Hufnagel, QB, Penn State. 15, Calvin Jones, DB, Washington. 16a, Oliver Ross, RB, Alabama A&M. 16b, Ken Muhlbeier, C, Idaho State. 17, Kenneth Morgan, TE, Elon College.

**1974**—1, Randy Gradishar, LB, Ohio State. 2, Carl Wafer, DT, Tenn. State. 3, Claudie Minor, T, San Diego St. 4, Ozell Collier, CB, Colorado. 6a, John Winesberry, WR, Stanford. 10, Charlie Johnson, CB, Southern. 11, Steve Buchanan, RB, Holy Cross. 12, Larry Cameron, LB, Alcorn A&M. 13, John Clerkey, DT, Fort Valley St. 14, Rich Marks, DS, No. Illinois. 15, Piel Pennington, QB, U. of Mass. 16, Darrell Austin, T, So. Carolina. 17, Boyd Brown, TE, Alcorn A&M.

**1975**—1, Louis Wright, CB, San Jose St. 2, Charlie Smith, DE, N. Carolina Cen. 3a, (N.Y.G.) Mike Frankowski, QB-KS, Central Mich. 3b, Drew Mahalic, LB, Notre Dame. 4a, (KC) Steve Taylor, DB, Georgia. 4b, Rick Upchurch, WR-Spec., Minnesota. 5a, Stan Rogers, T, Maryland. 5b, Rubin Carter, DT, Miami. 8, Steve Foley, S-QB, Tulane. 9, Roussell Williams, DB, Arizona. 10, (KC), Hank Englehardt, C, Pacific. 10, Steve Haggerty, WR, Nev.-Las Vegas. 12, Harry Walters, LB, Maryland. 13, Eric Penick, RB, Notre Dame. 14, Jerry Arnold, G, Oklahoma. 15, Ken Shelton, TE, Virginia. 16, Bubba Bridges, DT, Colorado. 17, Lester Sherman, Ret. Spec., Albany St.

**1976**—1, Tom Glassic, G, Virginia. 2, Kurt Knoff, S, Kansas. 4, Craig Penrose, QB, San Diego St. 5, Lonnie Perrin, RB, Illinois. 8, James Betterson, RB, North Carolina. 9a, Jim Czirr, C, Michigan. 9b, (St. Louis), Jim Lisko, LB, Arkansas St. 10, Art Gilliam, DE, Grambling. 11, Greg Pittman, LB, Iowa St. 12, Randy Moore, DT, Arizona St. 13, Donnie McGraw, CB, Houston. 14, Larry Evans, LB, Mississippi Col. 15, Wilbur Summers, KS, Louisville. 16, John Huddleston, LB, Utah. 17, Randy Cozens, LB, Pittsburgh.

**1977**—1, Steve Schindler, G, Boston College. 2, Rob Lytle, RB, Michigan. 4, Bill Bryan, C, Duke. 7, Larry Swider, P, Pittsburgh. 8, Calvin Culliver, RB, Alabama. 9, Charles Jackson, NT, Washington. 10, Orna Middlebrook, WR, Arkansas state. 11, Phil Heck, LB, California. 12, Scott Levenhagen, TE, Western Illinois.

**1978**—1, Don Latimer, DT, Miami (Fla.). 2, Bill Gay, TE, USC. 8, Frank Smith, OT, Alabama A&M. 10, Vince Kinney, WR, Maryland. 11, Lacy Brumley, OT, Clemson.

**1979**—1, Kelvin Clark, T, Nebraska. 3, Bruce Radford, DE, Grambling. 4, Charles Jefferson, DB, McNeese State. 5, Rick Leach, QB, Michigan. 6, Jeff McIntyre, RB, Arizona State. 7, Luke Prestridge, P, Baylor. 9, Charley Taylor, WR, Rice. 11, Zachary Dixon, RB, Temple. 12, David Jacobs, K, Syracuse.

**1980**—2, Rulon Jones, DE, Utah State. 3, Larry Carter, DB, Kentucky. 4, Rick Parros, RB, Utah State. 5a, Mike Harden, S, Michigan. 5b, Laval Short, NT, Colorado. 6, Keith Bishop, G, Baylor. 7, John Havekost, G, Nebraska. 8, Don Coleman, WR, Oregon. 9, Greg Bracelin, LB, California. 10, Virgil Seay, Ret. Spec., Troy State. 11, Phil Farris, WR, North Carolina.



## MAJOR TRADES

### 1980

Obtained WR Emery Moorehead from New York Giants for future undisclosed draft choice.  
Obtained RB Don Hardeman from Baltimore for 12th-1980.  
Obtained CB Perry Smith from St. Louis for 8th-1980.  
Obtained RB Lawrence McCutcheon from Los Angeles for future undisclosed draft choice.  
Obtained QB Matt Robinson from New York Jets for 1st-1980, 2nd-1980, and QB Craig Penrose.

### 1979

Obtained 8th-1980 (Coleman) from Baltimore for P Bucky Dilts.  
Obtained 2nd-1980 (Jones) and 5th-1980 (Short) and future undisclosed draft choice for DE Lyle Alzado.

### 1978

Obtained OT Tom Neville from New England for 10th-1979.  
Obtained DB Charlie West and 6th-1979 (McIntyre) for TE Bill Gay.  
Obtained future undisclosed draft choice from Detroit for center Mike Montler.

### 1977

Obtained RB Jim Jensen from Dallas for 6th-1979.  
Obtained OT Andy Maurer from San Francisco for 9th-1978.  
Obtained C Mike Montler from Buffalo for 2nd-1979.  
Obtained DB Bernard Jackson from Cincinnati for 3rd-1978 and 7th-1978.  
Obtained QB Craig Morton from the New York Giants for QB Steve Ramsey and 5th-1978.

### 1976

Obtained LB Godwin Turk from New York Jets for 5th-1977.  
Obtained OT Bill Bain from Green Bay for 3rd-1977.  
Obtained 9th-1976 (Likso) from St. Louis for DB Jeff Severson.

### 1975

Obtained DB Jeff Severson from Houston for 7th-1976.  
Obtained past considerations from Kansas City for TE Billy Masters.  
Obtained C Phil Olsen from Los Angeles for WR Otto Stowe and 3rd-1976 and 6th-1977.  
Obtained DB Clarence Ellis from Atlanta for DB Charles Greer, WR Jerry Simmons and 6th-1976.  
Obtained DT Greg Marx and 5th-1975 (Rogers) from Atlanta for OG Larron Jackson.

### 1974

Obtained 4th-1975 (Taylor) from Kansas City for LB Tom Graham.  
Obtained 10th-1975 (Englehardt) from Kansas City for OT Tom Drougas.  
Obtained 3rd-1975 (Frankowiak) from New York Giants for RB Joe Dawkins.  
Obtained RB Jon Keyworth from Washington for 6th-1975 and 11th-1975.  
Obtained DB John Rowser from Pittsburgh for 6th-1974 and 9th-1974.

### 1973

Obtained LB Ray May from Baltimore for 3rd-1974 and 8th-1974.  
Obtained DB Dale Hackbart from St. Louis for 10th-1974.  
Obtained LB Bill Laskey from Baltimore for 7th-1974.  
Obtained WR Gene Washington from Minnesota for WR Rod Sherman and 5th-1974.

### 1972

Obtained 3rd-1974 (Minor) and 6th-1974 (traded to Pittsburgh) from Cleveland for QB Don Horn.  
Obtained WR Haven Moses from Buffalo for WR Dwight Harrison.  
Obtained 3rd-1973 (Howard) from Cleveland for DE Rich Jackson.  
Obtained C Bobby Maples from Pittsburgh for 6th-1973.  
Obtained OT Rick Sharp from Pittsburgh for 8th-1973.  
Obtained DE-OT Lloyd Voss from Pittsburgh for 5th-1973.  
Obtained QB Charley Johnson from Houston for 3rd-1973.  
Obtained RB Eddie Ray and 3rd-1973 (Wood) from San Diego for DT Dave Costa.  
Obtained 7th-1973 (Grant) from Baltimore for TE John Mosier.

## MAJOR TRADES (CONTINUED)

Obtained LB Al Andrews from Buffalo for LB Dave Washington.  
Obtained 5th-1973 (traded to Pittsburgh) from New Orleans for LB John Huard.

### 1971

Obtained RB Joe Dawkins from Houston for RB Dickie Post.  
Obtained OG Larron Jackson and 5th-1972 from Houston for DB Cleophus Johnson.  
Obtained LB Olen Underwood from Houston for OG Bob Young.  
Obtained 5th-1972 (Krieg) from Philadelphia for QB Pete Liske.  
Obtained RB Dickie Post from San Diego for 2nd-1972.  
Obtained QB Steve Ramsey from New Orleans for 4th-1972.  
Obtained OT Roger Shoals from Detroit for LB Carl Cunningham.  
Obtained QB John Stofa from Miami for 7th-1972.  
Obtained DB Butch Byrd from Buffalo for 5th-1972.  
Obtained DB Leroy Mitchell from Houston for DB John Charles.  
Obtained DB John Charles and 4th-1972 (Graham) from Minnesota for WR Al Denson.  
Obtained QB Don Horn from Green Bay for DE Alden Roche and exchange of first round positions in 1972 draft.  
Obtained K Jim Turner from New York Jets for K Bobby Howfield.

### 1970

Obtained DB Cornell Gordon from New York Jets for DB Gus Hollomon.  
Obtained TE Jim Whalen from Boston for TE Tom Beer.  
Obtained DB Paul Martha from Pittsburgh for C Walter Highsmith and OT Wallace Dickey.  
Obtained RB Booker Edgerson from Buffalo for 5th-1972.  
Obtained FB Willis Crenshaw from St. Louis for 3rd-1971.  
Obtained TE Billy Masters from Buffalo for 5th-1971.  
Obtained 8th-1971 (Beard) from Houston for RB Tom Smiley.  
Obtained 4th-1971 (Alzado) from Boston for K Charlie Gogolak.

### 1969

Obtained RB Tom Smiley from Cincinnati for WR Eric Crabtree.  
Obtained OT Walt Barnes from Kansas City for 8th-1970.

### 1968

Obtained a future draft choice from the New York Jets for DB Nemiah Wilson, later cancelled when Wilson was cut by the Jets.  
Obtained 4th-1969 (Schnitker) from Kansas City for DT Curley Culp.  
Obtained 3rd-1968 (Vaughan) from Kansas City for DB Goldie Sellers.  
Obtained 4th-1968 from Kansas City for RB Wendell Hayes.  
Obtained 6th-1969 (Williams) from Buffalo for RB Charlie Mitchell.

### 1967

Obtained QB Steve Tensi for 1st-1968 and 1st-1969.  
Obtained OG Dick Tyson, LB Ray Scmautz, DE Rich Jackson from Oakland for WR Lionel Taylor and C Jerry Sturm.  
Obtained RB Cookie Gilchrist, QB George Wilson, OG Erinie Park, and DE Earl Faison from Miami for DE Dan LaRose, LB Jerry Hopkins RB Abner Haynes, and 6th-1968.  
Obtained WR Bill Cronin from Miami for DT Ray Jacobs.  
Obtained DT Dave Costa from Buffalo for 4th-1968.  
Obtained DT Rex Mirich and draft choice from Oakland for DB Willie Brown and QB Mickey Slaughter.

### 1966

Obtained 3rd-1967 (Current) and 5th-1967 (Lynch) from Miami for RB Cookie Gilchrist.  
Obtained LB Archie Matsos from Oakland for RB Hewritt Dixon.

### 1965

Obtained RB Cookie Gilchrist from Buffalo for RB Billy Joe.  
Obtained RB Abner Haynes from Kansas City for LB Jim Fraser.



## MAJOR TRADES (CONTINUED)

### 1964

Obtained DT Stan Fanning and draft choice from Oakland for RB Gene Mingo.  
Obtained QB Jacky Lee for two years use from Houston for 1st-1965 and DT Bud McFadin.  
Obtained LB Marv Matuszak and DB Billy Atkins from Buffalo for C Walt Cudzik.  
Obtained DT-K Dick Guesman, DE Ed Cooke, DT Charlie Janerette, OG Sid Fournet and LB Jim Price from New York Jets for DB Bob Zeman, LB Wahoo McDaniel, WR Gene Prebola and DT Gordy Holz.

### 1962

Obtained RB Bo Dickinson from Dallas for OG Carl Larpenter.  
Obtained HB Bob Scarpitto, DB Bob Zeman and OE Luther Hayes from San Diego for cash.

### 1960

Obtained DB Goose Gonsoulin from Dallas for FB Jack Spikes.


## EQUALIZATION, EXPANSION DRAFTS

**1976**—Expansion Draft: Broncos lost OT Mike Current and DT Bubba Bridges to Tampa Bay and DB Steve Taylor to Seattle.

**1968**—Expansion Draft: Broncos lost RB Cookie Gilchrist, OG Pat Matson, LB Henry Sorrell, RB Mike Kellogg and DB Lonnie Wright to Cincinnati.

**1966**—Expansion Draft: Broncos lost LB Tom Erlandson, DE Ed Cooke, OG Tommy Nomina and DB John McGeever to Miami.

**1962**—AFL Equalization Draft: Broncos obtain OG John Denvir from San Diego, OE Jerry Richardson from San Diego, QB Richie Lucas from Buffalo, DT Ike Lassiter from Dallas and HB Charles Bolden from Houston.



Joe Rizzo is the only graduate of the Merchant Marine Academy playing in the NFL.

## ALL-TIME ROSTER

Bob Adams	TE	Pacific	1975
Kenneth M. Adamson	G	Notre Dame	1960-62
Steve Alexakos	G	San Jose State	1970
Ted Allen	RB	Springfield College	1969
Elihu (Buddy) Allen	HB	Utah State	1961
Donald R. Allen	FB	Texas	1960
Henry Allison	T	San Diego State	1977
Vaughn S. (Buddy) Alliston	LB	Mississippi	1960
Lyle Alzado	DE	Yankton College	1971-78
David R. Ames	HB	Richmond	1961
Robert Anderson	HB	Colorado	1970-73
Lou Andrus	LB	Brigham Young	1967
Otis Armstrong	RB	Purdue	1973-79
LeFrancis Arnold	G-C	Oregon	1974
Mike Askea	T	Stanford	1973
Billy Atkins	DB	Auburn	1964
Frank Atkinson	DE	Stanford	1964
George Atkinson	S	Morris Brown	1979
Jay Backman	C	Cincinnati	1968-71
Bill Bain	T	So. California	1976, 1978
Ernie Barnes	G	No. Carolina Col.	1963-64
Walter Barnes	DE	Nebraska	1969-71
Odell Barry	HB	Findlay	1964-65
James Barton	C	Marshall	1961-62
Rick Baska	LB	UCLA	1976-77
Norman Bass	DB	Pacific	1964
Tom Beer	TE	Houston	1967-69
Dave Behrman	C	Michigan State	1967
Henry Bell	HB	No college	1960
Frank Bernardi	DB	Colorado	1960
Lee Bernet	T	Wisconsin	1965-66
Gordon Bowdell	WR	Michigan State	1971
Phil Brady	S	Brigham Young	1969
John Bramlett	LB	Memphis State	1965-66
Don Breaux	QB	McNeese State	1963
Bob Breitenstein	T	Tulsa	1965-67
Marlin Briscoe	QB	Omaha	1968
John W. (Red) Brodnax	FB	Louisiana State	1960
Boyd Brown	TE	Alcorn A&M	1974-76
Hardy Brown	LB	Tulsa	1960
Ken Brown	C	New Mexico	1979
Willie Brown	DB	Grambling	1963-66
Sam Brunelli	G	Colorado St. Col.	1966-71
Bill Bryan	C-G	Duke	1977-79
Tom Buckman	TE	Texas A&M	1969
Fred Bukaty	FB	Kansas	1961
Bobby Burnett	RB	Arkansas	1969
George Burrell	S	Pennsylvania	1969
Gerry Bussell	DB	Georgia Tech	1965
Bill Butler	LB	San Fernando Valley	1970
George (Butch) Byrd	DB	Boston University	1971
Carter Campbell	DE	Weber State	1971
Larry Canada	FB	Wisconsin	1978-79
Albert R. Carmichael	HB	So. California	1960-61
Paul Carmichael	HB	El Camino JC	1965
Don Carothers	E	Bradley	1960
Kenneth L. Carpenter	E	Oregon State	1960
Rubin Carter	DT	Miami (Fla.)	1975-79
Tim Casey	LB	Oregon	1969
John E. Cash	E	Allen	1961-62
Tom Cassese	DB	C. W. Post	1967
Grady Cavaness	CB	Texas-El Paso	1969
Barney Chavous	DE	So. Carolina State	1973-79
Max Choboian	QB	San Fernando State	1966
Tom Cichowski	T	Maryland	1967-68
Ralph Cindrich	LB	Pittsburgh	1974
Kelvin Clark	T	Nebraska	1979
Don Coffey	E	Memphis State	1963
Steve Coleman	DE	Delaware State	1974
Ed Cooke	DE	Maryland	1964-65

## ALL-TIME ROSTER (CONTINUED)

Dave Costa	DT	Utah	1967-71
Bill Cottrell	G	Delaware Valley	1972
Larry Cox	DT	Abilene Christian	1966-68
Eric Crabtree	FL	Pittsburgh	1966-68
Gary Crane	LB	Arkansas State	1969
Willis Crenshaw	FB	Kansas State	1970
Ken Criter	LB	Wisconsin	1969-74
Ed Cummings	LB	Stanford	1965
Carl Cunningham	LB	Houston	1967-70
Mike Current	T	Ohio State	1967-75
Eldon V. Danenhauer	T	Pittsburg (Kan.)	1960-65
William A. Danenhauer	E	Emporia College	1960
Dick Davis	RB	Nebraska	1970
Jack T. Davis	T	Arizona	1960
Marvin Davis	DT	Wichita State	1966
Joe Dawkins	RB	Wisconsin	1971-73
Albert E. Day	T	Eastern Michigan	1960
Al Denson	FL	Florida A&M	1964-70
John Denvir	G	Colorado	1962
Wallace Dickey	T	S.W. Texas State	1968-69
Richard L. (Bo) Dickinson	FB	So. Mississippi	1962-63
Doug (Bucky) Dilts	P	Georgia	1977-78
Hewitt Dixon	FB-TE	Florida A&M	1963-65
Joe DiVito	QB	Boston College	1968
Jack Dolbin	WR	Wake Forest	1975-79
Tom Domres	DT	Wisconsin	1971-72
Richard A. (Skip) Doyle	HB	Ohio State	1960
Tom Drougas	T	Oregon	1974
Rick Duncan	K	Eastern Montana	1967
Pete Duranko	DE	Notre Dame	1967-70, 72-74
Booker Edgeron	CB	Western Illinois	1970
Ron Egloff	TE	Wisconsin	1977-79
Jim Elfrid	LB	Colorado State	1961
John Embree	WR	Compton JC	1969-70
George Hunter Enis	QB	Texas Christian	1962
John P. Epperson	E	Adams State	1960
Thomas D. Erlandson	LB	Washington State	1962-65
Mike Ernst	QB	Cal-Fullerton	1972
Terry Erwin	HB	Boston College	1968
Jay Dale Evans	HB	Kansas State	1961
Larry Evans	LB	Mississippi College	1976-79
Stan Fanning	DE	Idaho	1964
Miller Farr	DB	Wichita State	1965
Billy Ray Fletcher	E	Memphis State	1966
Steve Foley	DB	Tulane	1976-79
Garrett Ford	FB	West Virginia	1968
Fred Forsberg	LB	Washington	1968, 70-73
Jason Franci	E	Santa Barbara	1966
Mike Franckowiak	RB	Central Michigan	1975-76
James G. Fraser	LB-P	Wisconsin	1962-64
Al Frazier	HB	Florida A&M	1961-63
George Gaiser	T	Southern Methodist	1968
Bob Gaiters	HB	New Mexico State	1963
Drake Garrett	DB	Michigan State	1968-70
Charles E. Gavin	DE	Tennessee State	1960-63
Bob Geddes	LB	UCLA	1972
Jack Gehrke	WR	Utah	1971
Cookie Gilchrist	FB	No college	1965, 1967
Scotty Glacken	QB	Duke	1966-67
Glenn Glass	DB	Tennessee	1966
Tom Glassic	G	Virginia	1976-79
George Goeddeke	G	Notre Dame	1967-72
Austin (Goose) Gonsoulin	DB	Baylor	1960-66
John Gonzaga	G	No college	1966
Brian Goodman	G	UCLA	1975
Harvey Goodman	G	Colorado	1976
Cornell Gorden	CB	No. Carolina A&T	1970-72
Randy Gradishar	LB	Ohio State	1974-79

## ALL-TIME ROSTER (CONTINUED)

Tom Graham	LB	Oregon	1972-74
John Grant	DT-DE	So. California	1973-79
Charles Greer	DB	Colorado	1968-74
James D. Greer	E	Elizabeth, N.C. State	1960
John Griffin	HB	Memphis State	1964-66
Bill Groman	HB-E	Heidelberg	1963
Dick Guesman	T-K	West Virginia	1964
Donald Gulseth	LB	North Dakota	1966
Melwood N. (Buzz) Guy	G	Duke	1961-62
Dale Hackbart	S	Wisconsin	1973
Mike Haffner	E	UCLA	1968-70
Steve Haggerty	DB	Colorado	1975
Wayne Hammond	DT	Montana State	1976
Billy Hardee	DB	Virginia Tech	1976
Tony Harris	WR	Toledo	1972
Dwight Harrison	WR	Texas A&I	1971-72
Maurice Harvey	DB	Ball State	1978
Johnny Ray Hatley	T	Sul Ross State	1960
Arthur A. Hauser	T	Xavier	1961
Wendell Hayes	HB	Humboldt State	1965-67
Abner Haynes	HB	North Texas State	1965-66
Alfred Haywood	RB	Bethune-Cookman	1975
Jerry Hendren	WR	Idaho	1970
Gary Henson	E	Colorado	1964
Lonnie Hepburn	CB	Texas Southern	1974
George W. Herring	QB-P	So. Mississippi	1960-61
Bo Hickey	FB	Maryland	1967
Walter Highsmith	C	Florida A&M	1968-69
Jack Hill	HB	Utah State	1961
George Hoey	DB	Michigan	1975
John Hoffman	DE	Hawaii	1972
John Hohman	G	Wisconsin	1965-66
Gus Holloman	DB	Houston	1968-69
Gordon Holz	DT	Minnesota	1960-63
Jerry Hopkins	LB	Texas A&M	1963-66
Don Horn	QB	San Diego State	1971-72
Paul Howard	G	Brigham Young	1973-75, 1977-79
Bobby Howfield	K	No college	1968-70
John Huard	LB	Maine	1967-69
Robert Hudson	LB	Clemson	1960-61
John Hufnagel	QB	Penn State	1974-75
Bob Humphreys	K	Wichita State	1967-68
Glenn Hyde	G-T	Pittsburgh	1976-79
Martin Imhof	DE	San Diego State	1976
Jerry Inman	DT	Oregon	1966-71, 73
Bernard Jackson	DB	Washington State	1977-78
Larron Jackson	G	Missouri	1971-74
Richard Jackson	DE	Southern	1967-72
Tom Jackson	LB	Louisville	1973-78
Frank Jackunas	C	Detroit	1963
Ray Jacobs	DT	Howard Payne	1963-66
Charlie Janerette	DT	Penn State	1964-68
Tom Janik	DB-P	Texas A&I	1963-64
Fete Jaquess	DB	E. New Mexico	1967-70
Jim Jensen	RB	Iowa	1977, 1978
William Jessup	E	Southern California	1960
Eugene Jeter	LB	Arkansas AM&N	1965-67
William (Billy) Joe	FB	Villanova	1963-64
Charley Johnson	QB	New Mexico State	1972-78
Calvin Jones	CB	Washington	1973-78
Henry Jones	RB	Grambling	1968
Jimmy Jones	WR	Wisconsin	1968
Larry Jordan	E-LB	Youngstown	1962-64
Donald G. Joyce	E	Tulane	1962
Larry Kaminski	C	Purdue	1966-70
Bob Kampa	DT	California	1974
Bill Keating	DT	Michigan	1966-67
Mike Kellogg	FB	Santa Clara	1966-67
Jon Keyworth	RB	Colorado	1974-78
Jim Kiick	RB	Wyoming	1976-77

# ALL-TIME ROSTER (CONTINUED)

Donald W. King	E	Kentucky	1960
Vince Kinney	WR	Maryland	1978-79
Robert E. Konovsky	E	Wisconsin	1961
Jim Krieg	WR	Washington	1972
Gary Kroner	K	Wisconsin	1965-67
Ray Kubala	C	Texas A&M	1964-67
Frank W. Kuchta	C	Notre Dame	1960
Ron Lamb	FB	South Carolina	1968
Gordon Lambert	LB	Tennessee-Martin	1968-69
Patsy C. Lamberti, Jr.	LB	Richmond	1961
Dan LaRose	DE	Missouri	1966
Carl James Larpenter	G	Texas	1960-61
Bill Laskey	LB	Michigan	1973-74
Isaac T. Lassiter	E	St. Augustine	1962-64
Kit Lathrop	DE	Arizona State	1979
Don Latimer	DT	Miami (Fla.)	1978-79
Jim Leclair	QB	C. W. Post	1967-68
Roger LeClerc	C	Trinity (Conn.)	1967
Jacky Lee	QB	Cincinnati	1964-65
Max Leetzow	DE	Idaho	1965-66
Mike Lemon	LB	Kansas	1975
Jack Lentz	S	Holy Cross	1967-68
Darrell Lester	FB	McNeese State	1965-66
Herman Lewis	DE	Virginia Union	1968
Hub Lindsey	HB	Wyoming	1968
Pete Liske	QB	Penn State	1969-70
Floyd Little	HB	Syracuse	1967-75
Tommy Luke	LB	Mississippi	1968
Fran Lynch	HB	Hofstra	1967-75
Tom Lyons	G	Georgia	1971-76
Rob Lytle	RB	Michigan	1977-79
Ernest G. (Pete) Mangum	LB	Mississippi	1960
Brisson Manor	DE	Arkansas	1977-79
Bobby Maples	C	Baylor	1972-78
Charles E. Marshall	HB	Oregon State	1962
Paul Martha	S	Pittsburgh	1970
Billy Masters	TE	LSU	1970-74
Pat Matson	G	Oregon	1966-67
Archie Matsos	LB	Michigan State	1966
Jack Mattox	T	Fresno State	1961-62
Marv Matuszak	LB	Tulsa	1964
Andy Maurer	T	Oregon	1977
Ray May	LB	So. California	1973-75
Brendan McCarthy	FB	Boston College	1968-69
John McCormick	QB	Massachusetts	1963, 65-66, 68
Robert V. McCullough	G	Colorado	1962-65
Ed (Wahoo) McDaniel	LB	Oklahoma	1961-63
Lewis B. (Bud) McFadin	DT	Texas	1960-63
John McGeever	DB	Auburn	1962-65
Bill McKoy	LB	Purdue	1970-72
James R. McMillin	DB	Colorado State	1960-62, 1964-65
Robert McNamara	HB	Minnesota	1960-61
Eugene Mingo	HB-K	No college	1960-64
Claudia Minor	T	San Diego State	1974-79
Tommy Earl Minter	HB	Baylor	1962
Rex Mirich	DE	Northern Arizona	1967-69
Alvin Mitchell	S-WR	Morgan State	1970
Charlie Mitchell	HB	Washington	1963-67
Leroy Mitchell	CB	Texas Southern	1971-73
Marv Montgomery	T	So. California	1971-76
Randy Montgomery	CB	Weber State	1971-73
Mike Montler	C	Colorado	1977
Alex Moore	HB	Norfolk State	1968
Bob Moore	TE	Stanford	1978
Leroy Moore	DE	Fort Valley (Ga.)	1964-65
Randy Moore	DT	Arizona State	1976
Craig Morton	QB	California	1977-79
Haven Moses	WR	San Diego State	1972-79
John Mosier	TE	Kansas	1971
Bobby Moten	TE	Bishop College	1968
Chip Myrtle	LB	Maryland	1967-72

# ALL-TIME ROSTER (CONTINUED)

Rob Nairne	LB	Oregon State	1977-79
Tom Neville	T	Mississippi State	1978
Ron Nery	E	Wisconsin	1963
Lee (Mike) Nichols	C	Arkansas A&M	1960-61
John Nocera	LB	Iowa	1963
Tom Nomina	T	Miami (Ohio)	1963-65
Philip H. Nugent	HB	Tulane	1961
Tom Oberg	S	Portland State	1968-69
Riley Odoms	TE	Houston	1972-79
Phil Olsen	C	Utah State	1975-76
Harold Olson	T	Clemson	1963-64
John Olszewski	FB	California	1962
Jim O'Malley	LB	Notre Dame	1973-75
Chris Pane	DB	Chico State	1976-79
Ernie Park	G	McMurry State	1967
Charlie Parker	G	So. Mississippi	1965
Don Parish	LB	Stanford	1972
Al Pastrana	QB	Maryland	1969-70
Craig Penrose	QB	San Diego State	1976-79
James W. Perkins	T	Colorado	1962-64
Lonnie Perrin	RB	Illinois	1976-78
Anton Peters	T	Florida	1963
John Pitts	S	Arizona State	1973-75
Dave Pivec	TE	Notre Dame	1969
Bobby Ply	DB	Baylor	1967
Dickie Post	RB	Houston	1971
Randy Polt	DB	Stanford	1975-77
Eugene Prebola	E	Boston University	1961-63
Steve Preece	S	Oregon State	1972
Dave Preston	HB	Bowling Green	1978-79
Luke Prestridge	P	Baylor	1979
James Price	LB	Auburn	1964
Errol Prisby	DB	Cincinnati	1967
John J. Pyeatt	HB	No college	1960
Frank Quayle	RB	Virginia	1969
Bruce Radford	DE	Grambling	1979
Steve Ramsey	QB	North Texas State	1971-76
Leo T. Reed	T	Colorado State	1961
Randy Rich	DB	New Mexico	1977
Bob Richardson	DB	UCLA	1966
Frank Richter	LB	Georgia	1967-69
Larry Riley	DB	Salem College	1977
Joe Rizzo	LB	Merchant Marines	1974-79
Alden Roche	DE	Southern University	1970
William E. Roehnel	LB	Bradley	1961-62
Stan Rogers	T	Maryland	1975
David S. Rolle	FB	Oklahoma	1960-61
Albert Romine	HB	Florence State	1960
Oliver Ross	RB	Alabama A&M	1973-75
Tobin Rote	QB	Rice	1966
Justin D. Rowland	HB	Texas Christian	1962
John Rowser	DB	Michigan	1974-76
Jim Ryan	LB	William and Mary	1979
Tom Rychlec	E	American International	1963
George Saimes	S	Michigan State	1970-72
Ron Sbranti	LB	Utah State	1966
Robert Scarpitto	WR-P	Notre Dame	1962-67
Carl Schaukowitz	G	Penn State	1975
Steve Schindler	G	Boston College	1977-78
Mike Schnitker	G	Colorado	1969-74
John Schultz	WR	Maryland	1976-78
Lew Scott	DB	Oregon State	1966
James H. Sears	HB	So. California	1960-61
Goldie Sellers	DB	Grambling	1966-67
Jeff Severson	DB	Long Beach State	1975
Don Shackelford	G	Pacific	1964
Rick Sharp	T	Washington	1972
George H. Shaw	QB	Oregon	1962

## ALL-TIME ROSTER (CONTINUED)

Rod Sherman	WR	Southern California	1972
Roger T. Shoals	T	Maryland	1971
Jerry Simmons	WR	Bethune-Cookman	1971-74
Leon Simmons	LB	Grambling	1963
Mike Simone	LB	Stanford	1972-74
Jack M. Simpson	LB	Mississippi	1961
John Sklopan	HB	So. Mississippi	1963
Milton (Mickey) Slaughter	QB	Louisiana Tech	1963-66
Tom Smiley	RB	Lamar Tech	1969
Daniel Eugene Smith	HB	Northeast Oklahoma	1961
Don Smith	G	Florida A&M	1967
Ed Smith	DE	Colorado College	1973-75
Harold Smith	T	UCLA	1960
Hugh B. Smith	E	Kansas	1962
James Smith	S	Utah State	1969
Paul Smith	DT-DE	New Mexico	1968-78
Willie Smith	G	Michigan	1960
Matt Snorton	TE	Michigan State	1964
Henry Sorrell	LB	Chattanooga	1967
Jerry N. Stalcup	LB	Wisconsin	1961-62
Bruce Starling	HB	Florida	1963
Fred Steinfert	K	Boston College	1979
James E. Stinnette	FB-LB	Oregon State	1961-62
Jesse Stokes	DB	Corpus Christi	1968
Don E. Stone	FB	Arkansas	1961-64
Otto Stowe	WR	Iowa State	1974
Robert J. Stransky	HB	Colorado	1960
David Strickland	T-G	Memphis State	1960
Dave Studdard	T	Texas	1979
Jerry G. Sturm	C-T-G	Illinois	1961-66
Jim Summers	DB	Michigan State	1967
Neal Sweeney	FL	Tulsa	1967
Bob Swenson	LB	California	1975-79
Gene Sykes	DB	Louisiana State	1967
George Tarasovic	DE	Louisiana State	1967
Jerry L. Tarr	E	Oregon	1962
Lionel T. Taylor	E	New Mexico Highlands	1960-66
Steve Tensi	QB	Florida State	1967-70
Jim Thibert	LB	Toledo	1965
Earlie Thomas	DB	Colorado State	1975
Bill Thompson	DB	Maryland State	1969-79
Jim Thompson	DT	Southern Illinois	1965
Dave Tobey	LB	Oregon	1968
Jerry Traynham	HB	Southern California	1961
Frank Tripucka	QB	Notre Dame	1960-63
Godwin Turk	LB	Southern Univ.	1976-78
Clem Turner	RB	Cincinnati	1970-72
Jim Turner	K	Utah State	1971-79
Maurice Tyler	S	Morgan State	1973-74
Richard Tyson	G	Tulsa	1967
Rick Upchurch	WR	Minnesota	1975-79
Olen Underwood	LB	Texas	1971
Bill Van Heusen	WR-P	Maryland	1968-76
Bob Vaughan	G	Mississippi	1968
Lloyd Voss	T	Nebraska	1972
Bob Wade	CB	Morgan State	1970
Clarence Walker	HB	Southern Illinois	1963
Dave Washington	LB	Alcorn A&M	1971
Dave Washington	E	Southern California	1968
Gene Washington	WR	Michigan State	1973
Steve Watson	WR	Temple	1979
Norris Weese	QB	Mississippi	1976-79
Theodore A. Wegert	FB	No college	1961
Bill West	CB	Tennessee State	1972
Charlie West	DB	UTEP	1978-79
Willie West	DB	Oregon	1964
Max Wettstein	E	Florida State	1966
Jim Whalen	TE	Boston College	1970-71
Andre White	TE	Florida A&M	1967

## ALL-TIME ROSTER (CONTINUED)

Jim White	DE	Colorado State	1976
Harold Williams	HB	Miami (Ohio)	1961
Wandy Williams	RB	Hofstra	1969-70
Nemiah Wilson	DB	Grambling	1965-67
Malcolm Richard Wood	QB	Auburn	1962
James Earl Wright	HB	Memphis State	1964
Lonnie Wright	DB	Colorado State	1966-67
Louis Wright	DB	San Jose State	1975-79
William G. Yelverton	E	Mississippi	1960
Joseph A. Young	E	Arizona	1960-61
Robert Young	G	Haward Payne	1966-70
E. Robert Zeman	DB	Wisconsin	1962-63

## Schools Represented

Wisconsin 15, Colorado 13, Oregon 11, Maryland 10, Southern California 10, Michigan State 8, Notre Dame 8, Mississippi 7, Stanford 7, Boston College 6, Colorado State 6, Florida A&M 6, Grambling 6, Memphis State 6, Michigan 6, Oregon State 6, San Diego State 6, UCLA 6, Utah State 6, Baylor 5, Houston 5, Texas 5, Tulsa 5, Washington 5, Auburn 4, California 4, Cincinnati 4, Kansas 4, Louisiana State 4, Nebraska 4, Penn State 4, Pittsburgh 4, Southern Mississippi 4, 17 with three each, 38 with two each, 91 with one each. Seven players did not attend college.

NOTE: 175 schools are represented.

## Service

**ELEVEN YEARS**—Paul Smith 1967-78; Bill Thompson 1969-79.

**TEN YEARS**—None.

**NINE YEARS**—Mike Current 1967-75; Floyd Little 1967-75; Fran Lynch 1967-75; Jim Turner 1971-79; Billy Van Heusen 1968-76.

**EIGHT YEARS**—Lyle Alzado 1971-78; Larry Kaminski 1966-73; Haven Moses 1972-79; Riley Odoms 1972-79.

**SEVEN YEARS**—Otis Armstrong 1973-79; Barney Chavous 1973-79; Al Denson 1964-70; Pete Duranko 1967-70, 1972-74; Goose Gonsoulin 1960-66; John Grant 1973-79; Charles Greer 1968-74; Jerry Inman 1966-71, 1973; Tom Jackson 1973-79; Bobby Maples 1972-78; Lionel Taylor 1960-66.

**SIX YEARS**—Sam Brunelli 1966-71; Ken Criter 1969-74; George Goeddeke 1967-72; Randy Gradishar 1974-78; Paul Howard 1973-75, 1977-79; Rich Jackson 1967-72; Jon Keyworth 1974-79; Tommy Lyons 1971-76; Claude Minor 1974-79; Marv Montgomery 1971-76; Chip Myrtle 1967-72; Steve Ramsey 1971-76; Joe Rizzo 1974-79; Bob Scarpitto 1962-67; Mike Schnitker 1969-74; Jerry Sturm 1961-66.

**FIVE YEARS**—Rubin Carter 1975-79; Dave Costa 1967-71; Jack Dolbin 1975-79; Fred Forsberg 1968, 1970-73; Billy Masters 1970-74; Gene Mingo 1960-64; Charlie Mitchell 1963-67; Bob Swenson 1975-79; Rick Upchurch 1975-79; Louis Wright 1975-79; Bob Young 1966-70.

## HISTORICAL HIGHLIGHTS

### 1959

**AUGUST 14**—First American Football League organizational meeting held in Chicago. Denver, with Bob Howsam as its principal owner, named as a charter member along with New York, Dallas, Los Angeles, Minneapolis and Houston. **NOVEMBER 22**—First player selection draft held through 32 rounds. Denver's first pick is Roger LeClerc, center, Trinity. **NOVEMBER 30**—Joe Foss named American League Commissioner. **DECEMBER 1**—Dean Griffing named general manager of the Broncos. **DECEMBER 2**—Second player selection draft of 20 rounds held.



## HISTORICAL HIGHLIGHTS (CONTINUED)

1960

**JANUARY 1**—Frank Filchock named first head coach of the Broncos.  
**JANUARY 30**—Denver placed in AFL's western division with Dallas, Oakland and Los Angeles. **JUNE 9**—AFL signs five-year television contract with the American Broadcasting Company. **JULY**—First Bronco training camp opens at Colorado School of Mines. **SEPTEMBER 9**—After losing all five pre-season games, the Broncos become the first AFL victor when they defeat the Patriots in Boston in history's first AFL game, 13-10. Attendance—21,597. **SEPTEMBER 23**—Lionel Taylor, a cut of the Chicago Bears, plays first game for Broncos in New York. **OCTOBER 2**—Broncos play first home game in Bears Stadium, defeat Oakland, 31-24, before crowd of 18,372. **DECEMBER**—Offensive End Lionel Taylor, Defensive Tackle Bud McFadin and Safety Goose Gonsoulin all named to first official all-AFL team.

1961

**MAY 26**—Bob and Lee Howsam, original principal owners of the Broncos, sell their stock to a new syndicate headed by Cal Kunz and Gerry Phipps. **JUNE 1**—Cal Kunz named president and operating head of Empire Sports. **DECEMBER**—Lionel Taylor sets professional record with 100 pass receptions for season. Taylor and Bud McFadin named to all-AFL team. **DECEMBER**—Frank Filchock released as Broncos head coach.

1962

**FEBRUARY 1**—Jack Faulkner hired as Broncos head coach. **JULY 1**—Dean Griffing released as Broncos general manager. Faulkner named to dual post as head coach and general manager. **JULY**—Public burning ceremony of Broncos' notorious vertically striped socks at Broncos' intra-squad game. **AUGUST 24**—Broncos defeat Dallas Texans, 27-24, in Fort Worth in first overtime game played by the Broncos. It was also Denver's first win over the Texans. **SEPTEMBER 7**—Broncos open regular season with 31-21 win over defending western division champion San Diego before turnaway crowd at D.U. stadium. **DECEMBER**—Jack Faulkner named coach of the year in AFL. Gene Mingo set professional field goal record of 27 in a season. Eldon Danenhauer, Lionel Taylor, Goose Gonsoulin and Bob Zeman named to the official all-AFL team.

1963

**JULY 18**—Bronco rookies defeat Houston rookies, 17-14, before 6500 in Colorado Springs in first pro rookie game ever played. **AUGUST**—Charlie Mitchell, Tom Janik and Tom Nomina, all future Broncos, play in College All-Star game in Chicago. **DECEMBER**—Billy Joe named AFL rookie of the year, Goose Gonsoulin only Bronco to make the all-AFL team. Lionel Taylor wins fourth straight pass receiving title.

1964

**JANUARY**—Broncos and Jets complete historic nine-player trade, largest ever made in the AFL. Broncos send Gene Prebola, Wahoo McDaniel, Gordy Holz and Bob Zeman to Jets for Dick Guesman, Ed Cooke, Charlie Janerette, Jim Price and Sid Fournet. **JANUARY 29**—AFL signs five-year television contract with the National Broadcasting Company for a record \$36,000,000. **AUGUST**—Matt Snorton and Ray Kubala, Bronco signees, play in College All-Star game. **AUGUST 14**—Broncos obtained quarterback Jack Lee from Houston in unique "lend-lease" trade for Bud McFadin, No. 1 draft choice and cash. **SEPTEMBER 12**—Jets and Broncos open the regular season in New York's Shea Stadium before a then record crowd of 53,190 (45,665 paid). **OCTOBER 4**—Jack Faulkner released as head coach. **OCTOBER 5**—Mac Speedie accepts appointment as interim head coach. **OCTOBER 11**—Broncos win first game under Mac Speedie by defeating Kansas City, 33-27. **DECEMBER 12**—Mac Speedie named head coach. **DECEMBER**—Jim Fraser wins third straight punting title. Willie Brown named to all-AFL team. Broncos sign high draft choice Bob Breitenstein (Tulsa) and Gerry Bussell (Georgia Tech), both No. 1 picks of NFL teams.

174

## HISTORICAL HIGHLIGHTS (CONTINUED)

1965

**JANUARY 16**—AFL meeting in Houston. Cal Kunz gives first public indication that all may not be well with Bronco franchise in Denver. **FEBRUARY 11**—Fight to retain control of franchise breaks into public focus. Gerald and Alan Phipps are pitted against "Voting Trust" made up of six principal Empire Sports stockholders and headed by Cal Kunz. **FEBRUARY 15**—Gerald and Allan Phipps purchase 52 percent of the stock of Empire Sports, thus giving them virtually 100 percent ownership and saving the Bronco franchise for Denver. **FEBRUARY 16**—Fabulous season ticket drive begins with sale of 143 season tickets, a Denver record at that time. **MARCH 5**—Record sale of 941 season tickets in one day. **APRIL 1**—Season ticket drive goal of 20,000 sales reached. Figure to reach 22,000 by May 1. **MAY 17**—Allan Phipps named president of Empire Sports, Inc. Gerry Phipps re-named Chairman of the Board. Richard S. Kitchen, Sr., and Robert T. Person named to the board of directors. **MAY 29**—Jim Burris, Bears general manager, named executive vice-president of Empire Sports, Inc., a position carrying with it the duties normally associated with those of a football general manager. **OCTOBER 3**—Broncos defeat New York, 16-13, before a then overflow crowd of 34,988. **DECEMBER 12**—Lionel Taylor makes the 500th catch of his career in game against Boston to become the first AFL player to top this figure. **DECEMBER 12**—Broncos conclude home season with total attendance of 219,786, an average of 31,398 per game. Both the total and average attendance were American Football League western division records. Six of seven home crowds topped the 30,000 mark. **DECEMBER**—Tackle Eldon Danenhauer, Split End Lionel Taylor and Fullback Cookie Gilchrist named to the all-AFL team, thus giving the Broncos more all-star players on their offensive unit than any other AFL team. John Bramlett named second in rookie of the year voting in at least two polls. Lionel Taylor wins fifth pass receiving crown and Abner Haynes wins league kickoff return championship.

1966

**FEBRUARY 1**—Record early-season ticket sale passes 15,000 for the 1966 season. **MARCH**—Governor Love signs into law legislative act creating a metropolitan stadium district. Voters of a four-county metropolitan region will vote on building a multi-million dollar all-purpose metropolitan stadium before March, 1967. One of provisions of the bill is that major potential tenants of the stadium, including the Denver Bears and Denver Broncos, must sign a 10-year lease before the stadium bill goes to a public vote. Bronco owners Gerry and Allan Phipps will agree to this stipulation, thus assuring the permanency of the Bronco franchise in Denver with the passage of the stadium bill by the voters. **JUNE 8**—Merger of American and National Leagues announced. Season ticket sales surge forward as enthusiastic fans crowd box office. **SEPTEMBER 19**—Ray Malavasi named Head Coach of the Broncos, replacing Mac Speedie, who resigned the previous day. **DECEMBER**—John Bramlett, Goose Gonsoulin, Bob Scarpitto and Jerry Sturm chosen to play in AFL All-Star contest in January. **DECEMBER 19**—Lou Saban signs a 10-year contract as General Manager and Head Coach of the Denver Broncos.

1967

**FEBRUARY**—Gerald Phipps named Chairman of American Football League Executive Committee. **MARCH 1**—Broncos move to new suburban executive offices with adjacent practice field and locker room facilities for both pre-season and regular season training. **MARCH 7**—Metropolitan Denver voters turn down stadium bond issue, but Bronco fans immediately organize for fund raising drive to improve Bears Stadium and keep Broncos in Denver. **MAY 17**—Floyd Little, Denver's No. 1 draft choice, signs with Broncos. Little becomes the first No. 1 choice to sign with Denver in the history of club. **MAY 24**—Cincinnati awarded 10th American Football League franchise. Will begin play in 1968. **AUGUST 5**—Broncos defeat Detroit Lions 13-7 in pre-season game at DU for AFL's first win over the NFL. **AUGUST 15**—Quarterback Steve Tensi acquired from San Diego for first round draft choices in both 1968 and 1969. **SEPTEMBER 3**—Bronco season ticket figure winds up at a (then) record 24,650. **SEPTEMBER 24**—Denver establishes a Bears Stadium one-game attendance record as 35,565 watch the Jets prevail over the Broncos 38-24. **DECEMBER**—Broncos close out season by establishing a new home attendance record of 231,801, an average of 33,114 per game. **DECEMBER**

175

## HISTORICAL HIGHLIGHTS (CONTINUED)

—Floyd Little paces AFL in punt returning with a 16.9 average. Bob Scarpitto repeats as punt leader with a 44.9 norm. Flanker Al Denson selected All-League in player balloting.

### 1968

**JANUARY**—Flanker Al Denson, defensive tackle Dave Costa, center Larry Kaminski and cornerback Nemiah Wilson participate in AFL All-Star game. Lou Saban and staff coach the West stars. **FEBRUARY**—Civic drive to raise \$1.8 million ends successfully and City of Denver receives stadium as a gift after purchase of the facility from Empire Sports, Inc. by non-profit group. Construction begins on 16,000 seat upper deck that will raise capacity to 50,000 for 1968 season. **SEPTEMBER 21**—Broncos move into new administrative building at 5700 Logan Street. **SEPTEMBER 28**—Broncos set all-time season ticket sale with a 27,348 figure. **NOVEMBER 10**—Denver sets all-time one-game home attendance record by playing before a capacity crowd of 50,002 against the Oakland Raiders. **DECEMBER 14**—Bears Stadium is officially re-named Denver Mile High Stadium.

### 1969

**JANUARY 19**—Dave Costa, Rich Jackson and Floyd Little participate in AFL All-Star Game in Jacksonville, Florida. **MAY 13**—Broncos set all-time season ticket sale with figure of 27,413, which is 65 more than the 1968 season sale. Figure is to hit 31,936 before regular season opens. **SEPTEMBER 21**—Denver sets all-time one-game home attendance record by playing before capacity crowd of 50,583 against the New York Jets. **OCTOBER 19**—Little rushes for 166 yards against Cincinnati, at Cincinnati. . . . Top single game rushing effort by running back in either league. **NOVEMBER 2**—Denver shuts out the San Diego Chargers at Denver Mile High Stadium (13-0). . . . First shutout for Broncos in 10-year history in AFL. **DECEMBER**—Floyd Little and Rich Jackson named to first team All League. **DECEMBER**—Bill Thompson (rookie) tops AFL list in punt and kickoff returns. . . . First player in 10-year history of AFL to ever hold both titles.

### 1970

**JANUARY 17**—Rich Jackson, Dave Costa, Floyd Little, Mike Current and George Goeddeke play in All-Star game on West team. **MAY 7**—Bobby Anderson, #1 draft choice in common draft held January 27, signs contract with Denver Broncos. **SEPTEMBER**—Season ticket sale hits record number of 43,584. **SEPTEMBER 27**—Broncos open home season before record Mile High Stadium crowd of 50,705 with 16-13 win over Steelers. **NOVEMBER 15**—Addition of north stand bleacher section enables new Mile High Stadium record of 50,959 to see Broncos lose narrow decision to Oakland, 24-19, in final two minutes of play. **DECEMBER 20**—Record crowd of 51,001 for final game of season as Cleveland Browns stop Denver, 27-13. **DECEMBER 20**—Floyd Little gains 44 yards to win American Conference rushing title with 901 yards. It was first rushing crown and first season Little played in all 14 games.

### 1971

**JANUARY**—Richard Jackson named to official National Football League all-star team. **JANUARY**—Richard Jackson and Floyd Little make starting lineups for American Conference in first AFC-NFC Pro Bowl game. **MARCH 26**—Veterans report to Bronco training camp for first off-season camp. **APRIL 19**—Marv Montgomery, Denver's number one draft choice, signs his 1971 contract. **MAY 12**—Broncos stop sale of season tickets at record 47,500. **SEPTEMBER 19**—Broncos open season with 10-10 tie against eventual Super Bowl winner, Miami, before first of seven sell-out crowds at Mile High Stadium. **OCTOBER 24**—Denver coach Lou Saban and Broncos down Cleveland 27-0, on same field Saban starred as all-star linebacker in Cleveland. It was first time Browns were shut-out since 1952. It was also to be Saban's last victory as Bronco coach. Attendance was 75,674, largest crowd to date to view Denver. **NOVEMBER 17**—Lou Saban resigns as head coach of Broncos, a position he had held for five years. Offensive line coach Jerry Smith is named interim head coach. Saban, in December, resigns as General Manager to return to Buffalo Bills as head coach. **DECEMBER 19**—Floyd Little compiles 79 yards against Raiders in Oakland to finish as pro football's top runner with 1,133 yards. Little also becomes first Bronco to rush for more than 1,000 yards in a season.

## HISTORICAL HIGHLIGHTS (CONTINUED)

### 1972

**JANUARY 5**—John Ralston, successful head coach at Stanford, is announced as Denver's new head coach. He later adds the title of General Manager. **FEBRUARY 28**—Broncos' Number One draft pick, Riley Odums, TE, from Houston, inks multi-year contract. **MARCH 16**—For the first time in the history of Denver professional football, there will be no public sale of season tickets, it is reported. Season ticket holders renewed 46,500 of the 47,500 available season tickets, and further exercised their option for 8,000 additional tickets, thus assuring Denver of its third straight year of sell-outs. **APRIL 5**—Long-time Rocky Mountain Empire Sports employee Earl Hartman dies of cancer. Hartman is Treasurer of Empire Sports and Business Manager of the Broncos at the time of his death. **JULY 19**—Broncos open summer camp at Cal Poly at Pomona (Calif.) as rookies report for physicals. **AUGUST 16**—Charley Johnson, NFL veteran quarterback, becomes a Bronco as Ralston trades third round choice to Houston. Johnson will become Denver's most accurate passer (.555) in the upcoming season. **OCTOBER 29**—Floyd Little is given his "day" at Mile High Stadium before a sell-out crowd. In pre-game ceremonies, Little receives numerous gifts including a boat. However, Broncos are unable to whip Cleveland as Browns win, 27-20. Floyd's day was in honor of his winning NFL rushing championship in 1971. **DECEMBER 10**—San Diego is on short end of 38-13 score played at Mile High Stadium with the temperature at kickoff reportedly nine degrees. This is the coldest kickoff ever for a Denver team.

### 1973

**JANUARY 30**—Otis Armstrong, all-star running back from Purdue, is Denver's first round selection in annual draft. **MARCH 3**—Season ticket holders renew 47,800 of 48,000 season tickets to assure Denver again of having no public sale of season tickets. Season ticket holders asked for additional 11,000 tickets—if they become available. **OCTOBER 14**—Charley Johnson also becomes the 18th quarterback in pro football history to go over 20,000 yards lifetime as he connects for 214 yards plus three TDs to Haven Moses in a 48-20 win at Houston. **OCTOBER 22**—With "Orange Monday" banners waving, the Broncos perhaps play the most important game to date in the club's history against Oakland on national television. Denver comes back to knot the contest, 23-23, on a 35-yard field goal by Jim Turner. **NOVEMBER 25**—Denver defeats Kansas City, 14-10, on two Charley Johnson to Haven Moses passes to take over first place in the AFC West with three games to go. The win moves the Broncos to 6-3-2—the six victories the second best mark ever for a Denver team to date. **DECEMBER 9**—Denver 42, San Diego 28! The Broncos are winners at last, as Denver clinches the team's seventh victory of the season, assuring the club of a winning year. Jim Turner contributed 16 points in San Diego. **DECEMBER 16**—A tie or loss would do no good in this afternoon's game in Oakland. A win would give the Broncos the Western Division title in the AFC, but the Broncos lose 21-17.

### 1974

**JANUARY**—Four Broncos, Floyd Little, Haven Moses, Riley Odums and Paul Smith, are invited to play in the Pro Bowl, giving Denver good representation. In addition, John Ralston is named AFC Coach of the Year for guiding Denver to its first winning season ever. Odums, incidentally, is named All-Pro by NEA. Additional honors go to Charley Johnson on offense and Paul Smith on defense for being the team's most valuable players as voted by their teammates. These two men are the 1973 winners of the Earl Hartman Memorial awards. **JANUARY 29-30**—The Broncos draft with defense in mind as three of the team's first four choices are defenders paced by Ohio State linebacker Randy Gradishar. **MARCH 1**—The Broncos announce a six-game pre-season schedule, the most games ever slated for the pre-season by Denver. **MARCH**—Only 165 of the 48,000 season tickets sold are not renewed for 1974. Denver then sells an additional 1,000, bringing the total number of season tickets sold to 49,000. **APRIL 18**—The Denver Chamber of Commerce releases survey compiled by Dr. Charles P. Rahe at the University of Colorado. The report entitled, "Economic Impact of the Denver Broncos Football Organization on the Metropolitan Economy," points out that, in 1973, over \$6 million of new money was brought into the metro area by the Broncos. **AUGUST 31**—The Broncos defeat the New England Patriots, 27-21, in Spokane, Wash. for the team's fourth victory of the summer, the most wins by a Denver team in pre-season.

## HISTORICAL HIGHLIGHTS (CONTINUED)

**SEPTEMBER 10**—Denver voters pass a \$25 million bond issue to expand and improve Mile High Stadium to over 75,000 seats. The stadium was projected to be finished in time for the 1976 regular season. **SEPTEMBER 22**—The Broncos and the Pittsburgh Steelers play in the first regular season overtime game as a 35-35 score was present at the end of regulation play. Neither team scored in the sudden death period. **NOVEMBER 28**—Before a television audience estimated at 35 million, the Broncos riddle the Detroit Lions 31-27 on Denver's first Thanksgiving Day game in Detroit. **DECEMBER 8**—Denver assures itself of the team's second consecutive winning season and Otis Armstrong sets a single game rushing mark of 183 yards as the Broncos down Houston 37-14. **DECEMBER 15**—Although Denver loses at San Diego, Otis Armstrong finishes the season with 1407 yards and the NFL rushing title becoming one of a half dozen players ever to average more than 100 yards per game in pro football.

### 1975

**JANUARY**—Otis Armstrong and Riley Odoms represent the Broncos in the annual Pro Bowl game in Miami, Fla. Additional honors go to Armstrong as he is voted the top offensive player on the team. Tom Jackson was voted the top Defender and Ken Criter the top Specialist. **FEBRUARY**—Expansion of Mile High Stadium begins which will provide 63,500 capacity for the 1976 season and an ultimate capacity of 75,000 in 1977. **SEPTEMBER 29**—The Broncos defeat Green Bay, 23-13, for their first victory ever on Monday Night Football. **OCTOBER 5**—Playing before the largest crowd ever to witness a Broncos game, 79,864, Denver falls to O. J. Simpson and the Buffalo Bills, 38-14, at Buffalo. **DECEMBER 14**—Playing his last home game as a Denver Bronco, Floyd Little goes out with a bang. The club's first No. 1 draft choice to sign, Little rushes for 56 yards and one TD, catches five passes for 94 yards, including a 66-yard touchdown, to lead the Broncos to a 25-10 win over Philadelphia. Little winds up his career as the seventh all-time rusher in the NFL with 6,323 yards.

### 1976

**JANUARY 26**—Tight end Riley Odoms and linebacker Randy Gradishar are the Broncos representatives in the Pro Bowl in New Orleans. For Odoms, it is the third straight year he has played in the game, while Gradishar, making his first appearance, keeps alive the string of John Ralston's first draft choices playing in the game after their second year in the league. **MARCH 28**—Quarterback Charley Johnson announces his retirement from the National Football League after a 15-year career. Johnson, who led the club to its only two winning seasons in history in 1973 and 1974, will remain with the team as a scout and quarterback coach. **APRIL 21**—Season ticket sales are cut off at 62,215, assuring the Broncos of their seventh straight sellout season. **JUNE 27**—Lyle Alzado is one of three finalists for the man of the Year Award and Rich Upchurch is honored as the American Conference Offensive Rookie of the Year by the NFL Players Association at its annual banquet in Chicago. **SEPTEMBER 19**—In the expanded Mile High Stadium, the Broncos whip the Jets, 46-3, before 62,669 fans, the largest crowd ever to witness a sporting event in the state of Colorado. The record will fall for each of the next three home games, the final mark being 63,431 against Oakland on October 17. **SEPTEMBER 26**—Rick Upchurch ties an NFL record by returning two punts for touchdowns in a 44-13 win over the visiting Cleveland Browns. **OCTOBER 3**—The Broncos tie a club record by winning their third game in a row, 26-0, over the San Diego Chargers. The Broncos will match the streak again later in the season. The shutout is the third in Denver's history. **OCTOBER 24**—Rick Upchurch ties an NFL record with his fourth punt return touchdown of the season in a 35-26 win over Kansas City. **NOVEMBER 7**—With two field goals and six extra points, Jim Turner becomes the fifth player in pro football history to surpass 1,200 points in a 48-13 win over Tampa Bay. **NOVEMBER 14**—The Broncos blank San Diego, 17-0, for Denver's second shutout of the season, a figure matching the team's total in its first 16 years of play. **DECEMBER 12**—The Broncos stop Chicago, 28-14, for their ninth win of the season, highest total in Denver history. Otis Armstrong rushes for 116 yards to reach 1,008 for the season, his second 1,000-yard year in his career. **DECEMBER 18**—Fred Gehrke, long-time Broncos administrator, is named general manager as the club divides duties of head coach and general manager for the first time since 1967.

## HISTORICAL HIGHLIGHTS (CONTINUED)

### 1977

**JANUARY 17**—Rick Upchurch and Otis Armstrong are the Bronco participants in the annual AFC-NFC Pro Bowl in Seattle, won by the AFC, 24-14. **JANUARY 31**—John Ralston resigns as Head Coach of the Denver Broncos. **FEBRUARY 1**—Robert (Red) Miller, a former Bronco assistant coach, is named as the team's eighth head coach. **FEBRUARY 4**—Carroll Hardy, director of scouting for the Broncos, is named director of player personnel. **FEBRUARY 7**—Former Bronco great Floyd Little is inducted into the Colorado Sports Hall of Fame. **MARCH 13**—Ticket Manager Gail Stuckey announces that only 449 of 62,215 season tickets sold in 1976 were not renewed for 1977. Sales for additional tickets available because of stadium expansion begin. **APRIL 7**—In a Denver Post series by Irv Moss, it is revealed that the Broncos generated revenues of more than \$891,000 for the city of Denver in 10 home games in 1976, making the Broncos the top producer of revenue for the city of Denver among tenants of special events facilities. **MAY**—A pair of off-season camps, one for rookies and free agents and the other veterans, get the 1977 Broncos acquainted with new coach Red Miller and his staff. **JUNE 12**—Lyle Alzado is named winner of the National Football League Players Association's Byron (Whizzer) White Award as the group's Man of the Year. Rick Upchurch is honored at the same Chicago banquet as the NFL's top punt returner. **SEPTEMBER 18**—The Broncos open their season before a record crowd of 75,007 in Mile High Stadium, shutting out the St. Louis Cardinals, 7-0. **OCTOBER 16**—Pushing their season record to 5-0, the Broncos use seven interceptions and a touchdown pass to kicker Jim Turner to trounce the defending world champion Oakland Raiders, 30-7. **NOVEMBER 27**—In a showdown of the two best records in the NFL, the Broncos get a 73-yard interception return for a touchdown by Tom Jackson to dump Baltimore, 27-13, and run their record to 10-1. **DECEMBER 4**—With a 24-14 win at Houston, the Broncos clinch a playoff berth, first in the club's history. Later in the day, the Broncos clinch the AFC Western Division championship when the Raiders fall to the Los Angeles Rams. **DECEMBER 18**—The Broncos lose to Dallas in the regular season finale, 14-6, but post the best record in the history of the franchise, 12-2, tied with Dallas for the best in the NFL. **DECEMBER 24**—Before the largest crowd ever to watch a sporting event in the state of Colorado, 75,011, the Broncos stop the Pittsburgh Steelers in the first round of playoff action, 34-21.

### 1978

**JANUARY 1**—"The miracle has happened," said KOA sports director Bob Martin. "The Broncos are going to the Super Bowl." In a hard-fought game at Mile High Stadium, the Broncos dethrone the Raiders, 20-17, for the AFC championship and a trip to the Super Bowl in New Orleans. **JANUARY 15**—"We'll be back" and "We love our Broncos" the Denver faithful chant as the Broncos fall to the Cowboys, 27-10, in the Super Bowl. **JANUARY 23**—Lyle Alzado, Randy Gradishar, Tom Jackson, Billy Thompson and Louis Wright represent the Broncos in the Pro Bowl, the largest Denver contingent in history. **MARCH**—Only 143 season tickets are not renewed, a new all-time low, according to ticket manager Gail Stuckey. **MAY**—Denver again holds two mini-camps to get a jump on July training camp in Fort Collins. **SEPTEMBER 3**—Broncos open defense of title by beating Oakland, 14-6 in Mile High Stadium. **OCTOBER 29**—Broncos beat Seattle, 20-17 in overtime, becoming the first NFL team ever to participate in three overtime contests in one season. **DECEMBER 3**—Broncos win by 21-6 score at Oakland, holding the Raiders without a touchdown for the second time in the season, and moving within one game of AFC West crown. **DECEMBER 10**—Denver downs Kansas City, 24-3, winning second straight division championship, as QB Craig Morton goes 19-for-22 with 16 straight completions, both second best all-time NFL marks. **DECEMBER 30**—Denver loses in the playoffs to eventual Super Bowl champion Pittsburgh Steelers, 33-10.

### 1979

**JANUARY 29**—Broncos are represented by an all-time high of seven players in the NFL Pro Bowl, including Lyle Alzado, Randy Gradishar, Tom Jackson, Riley Odoms, Bill Thompson, Rick Upchurch, and Louis Wright. **MARCH**—Only 161 season tickets are not renewed, according to Ticket Manager Gail Stuckey, virtually assuring the Broncos of their tenth straight sellout season. **MAY**—Denver again gets ready for the coming season with




two mini-camps at the club's Denver facility. **SEPTEMBER 16**—Broncos beat Atlanta in overtime, 20-17, sixth overtime contest in team history. **OCTOBER 7**—Denver shuts out San Diego, 7-0, marking first time ever for Broncos to record two shutouts in one season. Denver had opened the campaign with 10-0 win over Cincinnati. **NOVEMBER 11**—Rick Upchurch becomes the all-time pro football record holder in career punt return yardage. He set the record vs. New England, surpassing the late Emlen Tunnell's total of 2,209 yards. Upchurch concluded 1979 play with 2,288 career punt return yards. **DECEMBER 17**—San Diego defeats Denver by a 17-7 margin on final Monday night game of the season, winning Western Division title in the process. However, Denver clinched a playoff berth for the third straight year. **DECEMBER 23**—Denver loses in wild card playoff game at Houston, 13-7.

## 1980

**JANUARY 27**—The Broncos are represented in the Pro Bowl game by Randy Gradishar, Tom Jackson, Rick Upchurch, and Louis Wright. **MARCH**—Ticket Manager Gail Stuckey announces that only 146 season tickets are not renewed for 1980, virtually assuring the club of its 11th consecutive sellout campaign.

## MISCELLANEOUS



Riley Odums



## NATIONAL FOOTBALL LEAGUE

410 Park Ave., New York, N.Y. 10022  
(212) 758-1500

Commissioner .....	Pete Rozelle
Executive Director .....	Don Weiss
Treasurer .....	Bill Ray
Director of Public Relations .....	Jim Heffernan
Director of Special Events .....	Jim Steeg
Counsel to Commissioner .....	Jay Moyer
Broadcast Coordinator .....	Val Pinchbeck, Jr.
Assistant Director of Security .....	Charles Jackson
Director of Personnel .....	Jan Van Duser
Supervisor of Officials .....	Art McNally
Special Projects Manager .....	Bill Granholm
Director of Player Relations .....	Buddy Young
American Football Conference President .....	Lamar Hunt
Assistant to AFC President .....	Al Ward
AFC Director of Information .....	Joe Browne
National Football Conference President .....	George Halas
Assistant to NFC President .....	Joe Rhein
NFC Director of Information .....	Dick Maxwell

## NFL PUBLIC RELATIONS DIRECTORS

### AMERICAN FOOTBALL CONFERENCE

Baltimore—Jim Husbands .....	(301) 356-9600
Buffalo—L. Budd Thalman .....	(716) 648-1800
Cincinnati—Al Heim .....	(513) 621-3550
Cleveland—Nate Wallack .....	(216) 696-5555
Houston—Mike McClure .....	(713) 797-9111
Kansas City—Bob Sprenger .....	(816) 924-9300
Miami—Bob Kearney and Charlie Callahan ..	(305) 379-1851
New England—Tom Hoffman .....	(617) 543-7911
New York Jets—Frank Ramos .....	(212) 421-6600
Oakland—John Herrera .....	(415) 562-5900
Pittsburgh—Joe Gordon .....	(412) 323-1200
San Diego—Rick Smith .....	(714) 280-2111
Seattle—Don Andersen .....	(206) 827-9777

### NATIONAL FOOTBALL CONFERENCE

Atlanta—Charlie Dayton .....	(404) 688-8684
Chicago—Ted Haracz .....	(312) 663-5100
Dallas—Doug Todd .....	(214) 369-8000
Detroit—Don Kremer .....	(313) 335-4131
Green Bay—Lee Rummel .....	(414) 494-2351
Los Angeles—Jerry Wilcox .....	(714) 535-7267
Minnesota—Merrill Swanson .....	(612) 920-4805
New Orleans—Jerry Wynn .....	(504) 524-1421
New York Giants—Ed Croke .....	(212) 582-2010
Philadelphia—Jim Gallagher .....	(215) 463-2500
St. Louis—Bing Devine .....	(314) 421-0777
San Francisco—George Hedderston .....	(415) 365-3420
Tampa Bay—Bob Best .....	(813) 870-2700
Washington—Joe Blair .....	(703) 471-9100

## CHAMPIONSHIP PLAY

### AFL-AFC TITLE GAMES

1979 Pittsburgh 27, Houston 13	1969 Kansas City 17, Oakland 7
1978 Pittsburgh 34, Houston 5	1968 New York Jets 27, Oakland 23
1977 Denver 20, Oakland 17	1967 Oakland 40, Houston 7
1976 Oakland 24, Pittsburgh 7	1966 Kansas City 31, Buffalo 7
1975 Pittsburgh 16, Oakland 10	1965 Buffalo 23, San Diego 0
1974 Pittsburgh 24, Oakland 13	1964 Buffalo 20, San Diego 7
1973 Miami 27, Oakland 10	1963 San Diego 51, Boston 10
1972 Miami 21, Pittsburgh 17	1962 Dallas 20, Houston 17 (OT)
1971 Miami 21, Baltimore 0	1961 Houston 10, San Diego 3
1970 Baltimore 27, Oakland 17	1960 Houston 24, Los Angeles 16

### NFL-NFC TITLE GAMES

1979 Los Angeles 9, Tampa Bay 0
1978 Dallas 28, Los Angeles 0
1977 Dallas 23, Minnesota 6
1976 Minnesota 24, Los Angeles 13
1975 Dallas 37, Los Angeles 7
1974 Minnesota 14, Los Angeles 10
1973 Minnesota 27, Dallas 10
1972 Washington 26, Dallas 3
1971 Dallas 14, San Francisco 3
1970 Dallas 17, San Francisco 10
1969 Minnesota 27, Cleveland 7
1968 Baltimore 34, Cleveland 0
1967 Green Bay 21, Dallas 17
1966 Green Bay 34, Dallas 27
1965 Green Bay 23, Cleveland 12
1964 Cleveland 27, Baltimore 0
1963 Chicago 14, New York Giants 10
1962 Green Bay 16, New York Giants 7
1961 Green Bay 37, New York Giants 0
1960 Philadelphia 17, Green Bay 13
1959 Baltimore 31, New York Giants 16
1958 Baltimore 23, New York Giants 17 (OT)
1957 Detroit 59, Cleveland 14
1956 New York Giants 47, Chicago 7
1955 Cleveland 38, Los Angeles 14
1954 Cleveland 56, Detroit 10
1953 Detroit 17, Cleveland 16
1952 Detroit 17, Cleveland 7
1951 Los Angeles 24, Cleveland 17
1950 Cleveland 30, Los Angeles 28
1949 Philadelphia 14, Los Angeles 0
1948 Philadelphia 7, Chicago Cardinals 0
1947 Chicago Cardinals 28, Philadelphia 21
1946 Chicago Bears 24, New York Giants 14
1945 Cleveland Rams 15, Washington 14
1944 Green Bay 14, New York Giants 7
1943 Chicago Bears 41, Washington 21
1942 Washington 14, Chicago Bears 6
1941 Chicago Bears 37, New York Giants 9
1940 Chicago Bears 73, Washington 0
1939 Green Bay 27, New York Giants 0
1938 New York Giants 23, Green Bay 17
1937 Washington 28, Chicago Bears 21
1936 Green Bay 21, Boston Redskins 6
1935 Detroit Lions 26, New York Giants 7
1934 New York Giants 30, Chicago Bears 13
1933 Chicago Bears 23, New York Giants 21

## SUPER BOWL RESULTS

1980	Pittsburgh 31, Los Angeles 19 at Pasadena
1979	Pittsburgh 35, Dallas 31 at Miami
1978	Dallas 27, Denver 10 at New Orleans
1977	Oakland 32, Minnesota 14 at Pasadena
1976	Pittsburgh 21, Dallas 17 at Miami
1975	Pittsburgh 16, Minnesota 6 at New Orleans
1974	Miami 24, Minnesota 7 at Houston
1973	Miami 14, Washington 7 at Los Angeles
1972	Dallas 24, Miami 3 at New Orleans
1971	Baltimore 16, Dallas 13 at Miami
1970	Kansas City 23, Minnesota 7 at New Orleans
1969	New York Jets 16, Baltimore 7 at Miami
1968	Green Bay 33, Oakland 14 at Miami
1967	Green Bay 35, Kansas City 10 at Los Angeles

## BRONCOS ROAD GAME HOTELS—1980

Date and City	Hotel	Telephone
Aug. 9, at New York Giants	Sheraton Heights	(201) 288-6100
Aug. 30, at Green Bay	Midway Motor Lodge	(414) 731-4141
Sept. 7, at Philadelphia	Sheraton Arbor Inn	(215) 365-4150
Sept. 29, at New England	Baltimore Plaza	(401) 421-0700
Oct. 5, at Cleveland	Bond Court Hotel	(216) 771-7600
Oct. 26, at New York Giants	Sheraton Heights	(201) 288-6100
Nov. 9, at San Diego	Islandia Hyatt House	(714) 224-3541
Dec. 1, at Oakland	Berkeley Marriott	(415) 548-7920
Dec. 7, at Kansas City	Crown Center Hotel	(816) 474-4400
Dec. 21 at Seattle	Red Lion Inn	(206) 246-8600



Tom Jackson played in third straight Pro Bowl game last year.

## SCHEDULING

The master NFL schedule, as it applies to the Denver Broncos (and also to other AFC West teams) for 1981:

### EACH TEAM:

A. Home-and-home games with the four teams in the AFC West (Kansas City, Oakland, San Diego, and Seattle). Total: 8 games.

B. One game with teams number 1-4 (referring to placings) in a division of the other conference. In 1981, this will be the NFC Central. Sites will depend upon order of finish within the divisions (see subsequent notes). This step does not apply to the fifth place team in the AFC West.

### FIRST PLACE TEAM IN AFC WEST:

B. Home: NFC Central #1, NFC Central #3, Away: NFC Central #2, NFC Central #4. Total: 4 games.

C. One game with each of the two other first place teams in the AFC and each of the two other fourth place teams in the AFC. Home: AFC East #1, AFC Central #4, Away: AFC East #4, AFC Central #1. Total: 4 games.

### SECOND PLACE TEAM IN AFC WEST:

B. Home: NFC Central #2, NFC Central #4; Away: NFC Central #1, NFC Central #3. Total: 4 games.

C. One game with each of the two other second place teams in the AFC and each of the two other third place teams in the AFC. Home: AFC East #2, AFC Central #3; Away: AFC East #3, AFC Central #2. Total: 4 games.

### THIRD PLACE TEAM IN AFC WEST:

B. Home: NFC Central #1, NFC Central #3; Away: NFC Central #2, NFC Central #4. Total: 4 games.

C. One game with each of the two other second place teams in the AFC and each of the other two third place teams in the AFC. Home: AFC East #3, AFC Central #2; Away: AFC East #2, AFC Central #3. Total: 4 games.

### FOURTH PLACE TEAM IN AFC WEST:

B. Home: NFC Central #2, NFC Central #4; Away: NFC Central #1, NFC Central #3. Total: 4 games.

C. One game with each of the two other first place teams in the AFC and each of the two other fourth place teams in the AFC. Home: AFC East #4, AFC Central #1; Away: AFC East #1, AFC Central #4. Total: 4 games.

### FIFTH PLACE TEAM IN AFC WEST:

B. One game with each of teams #1-4 of the four-team division in the AFC-Home: AFC Central #1, AFC Central #3; Away: AFC Central #2, AFC Central #4. Total: 4 games.

C. Home-and-home games with the other fifth place team in the AFC-Home: AFC West #5; Away: AFC East #5. Total: 2 games.

D. One game with each of the fifth place teams in the NFC-Home: NFC East #5; Away: NFC Central #5. Total: 2 games.

## Broncos Radio Network

For the eleventh consecutive season, Denver's 50-thousand watt station KOA (850) will serve as the flagship station for a Denver Broncos game broadcast network that will cover the states of Colorado, Arizona, Montana, Nebraska, New Mexico, Utah and Wyoming.

Bob Martin, radio "voice" of the Broncos since 1964, will again be calling the play-by-play account of the games, with Larry Zimmer, who joined the broadcast team in 1971, again doing the color commentary.

Martin was named Colorado Sportscaster Of The Year for the eleventh consecutive year in 1979.

The confirmed list of network stations includes 47 stations over the seven-state area and there may be more added prior to the beginning of regular-season play. The confirmed list is as follows:

**COLORADO**

KOA Denver  
KGIW Alamosa  
KSPN Aspen  
KBOL Boulder  
KLGT Breckenridge  
KRLN Canon City  
KRDO Colorado Springs  
KRAI Craig  
KRSJ Durango  
KCOL Fort Collins  
KFTN Fort Morgan  
KMTS Glenwood Springs  
KREX Grand Junction  
KFAK Greeley  
KBZZ La Junta  
KLMR Lamar  
KLRR Leadville  
KLMO Longmont  
KUBC Montrose  
KZLO Pueblo  
KVRH Salida  
KBCR Steamboat Springs  
KSTC Sterling  
KVM T Vail  
KJCO Yuma

**ARIZONA**

KCKY Coolidge

**MONTANA**

KHDN Hardin

**NEBRASKA**

KOLT Scottsbluff

**NEW MEXICO**

KRKE Albuquerque  
KENN Farmington

**UTAH**

KWMS Salt Lake City

**WYOMING**

KTWO Casper  
KUUY Cheyenne  
KIML Gillette  
KSGT Jackson  
KMER Kemmerer  
KOWB Laramie  
KODI Cody/Powell  
KTAK Riverton/Lander  
KQSW Rock Springs  
KRTR Thermopolis  
KGOS Torrington  
KWOR Worland  
KEVA Evanston  
KMMZ Lowell/Greybull  
KBBS Buffalo  
KYCN Wheatland

Bob Martin  
Larry Zimmer  
Mark Holtz  
Al Albert  
Mark Holtz

KWGN Television  
(2-Independent)  
Jim Conrad  
550 Lincoln  
Denver 80209  
303-837-1561

KMGH Television (7-CBS)  
Brian Drees, Bob Cullinan  
123 Speer Blvd.  
Denver 80203  
303-832-7777

KBTB Television (9-ABC)  
Mike Nolan, Gary Cruz  
1089 Bannock  
Denver 80204  
303-825-5288

KDEN Radio (1340)  
Tony Lamonica  
5660 S. Syracuse Circle  
Englewood 80110  
303-771-6000

KLDR Radio (1090)  
John Eves  
1790 Grant  
Denver 80203  
303-832-1090

Denver 80217  
303-861-4444

KHOW Radio (630)  
Irv Brown, John Connors  
Petroleum Club Bldg.  
Denver 80202  
303-573-7770

KWBZ Radio (1150)  
Mike Haffner, Woodrow Paige,  
John Kounalis  
3 W. Princeton  
Englewood 80110  
303-761-1150

KIMN Radio (950)  
Dan Ryan  
5350 W. 20th Ave.  
Denver 80214  
303-234-9500

KRDO Radio (1240) and  
Television (13-ABC)  
Jeff Thomas  
399 So. 8th St.  
Colorado Springs 80901  
303-633-6000

KLZ Radio (560)  
John Rayburn  
980 W. 6th Ave.  
Broomfield 80021  
303-469-2566

**BRONCOS MEDIA CONTACTS****Newspapers and Wire Services**

Denver Post (P.M.)  
Joe Sanchez  
Dick Connor—Columnist  
Steve Cameron—Columnist  
Bick Lucas—Sports Editor  
650 15th St.  
Denver 80102  
303-820-1294

Rocky Mountain News (A.M.)  
B. G. Brooks—Sports Editor  
Woodrow Paige—Columnist  
Bob Collins—Columnist  
400 W. Colfax  
Denver 80202  
303-892-5000

Boulder Daily Camera (P.M.)  
Gary Burns  
Dan Creedon—Sports Editor  
1048 Pearl  
Boulder 80306  
303-442-1202

Colorado Springs Sun (A.M.)  
Jeff Metcalfe  
Frank Boggs—Sports Editor  
Cascade at Colorado  
Colorado Springs 80903  
303-633-3881

Colorado Springs  
Gazette-Telegraph (P.M.)  
Chris Jenkins  
30 S. Prospect  
Colorado Springs 80901  
303-632-4641

Fort Collins Coloradoan (P.M.)  
Dwayne Hartnett  
1212 Riverside  
Fort Collins 80251  
303-493-6397

Associated Press  
John Mossman—Sports Editor  
650 15th St.  
Denver 80202  
303-825-0123

United Press International  
—Sports Editor  
3665 E. Dakota  
Denver 80209  
303-321-2234

**Radio and Television**

KOA Radio (850) and  
Television (4-NBC)

Ron Zappolo (TV)  
1044 Lincoln

**MEDIA INFORMATION**

**CREDENTIALS:** Requests for credentials for accrediting members of the media should be directed to George McFadden, Public Relations Director, Denver Broncos, 5700 Logan St., Denver, Colorado 80216, telephone (303) 623-8778.

**TELEPHONE SERVICE:** Three telephones will be provided for the exclusive use of visiting team writers. Additional telephone service should be arranged with Mountain Bell in Denver, telephone (303) 892-6202.

**COPY TRANSMISSIONS:** Services available and their Denver contacts are the following:

Western Union—Jim Massey, 915 17th St., Denver, Colorado 80202, telephone (303) 825-2115.

Amfax—Contact national office, 49 Pleasant Street, S. Weymouth, Mass. 02190, telephone (617) 337-3415.


SportsComm—Contact national office, P.O. Box 428, Ironstone Bldg., Stokes Road, Medford, N.J. 08055, telephone (609) 654-9333.

**CODE-A-PHONE:** The Broncos' Code-A-Phone will be in operation after the club returns to Denver from Fort Collins. The number is (303) 623-0545. New entries will be made daily at approximately 5:30 p.m.

**FURTHER INFORMATION:** For anything not covered by the 1980 Broncos Media Guide, feel free to contact George McFadden, Jim Saccomano or secretary Lorraine Dieleman in the Bronco office at (303) 623-8778. Telephone numbers at training camp (July-Aug.) are (303) 623-3035 (Denver line) and (303) 493-4882 (Fort Collins line).

George McFadden's home phone: (303) 424-6323.  
Jim Saccomano's home phone: (303) 288-1182.

# Taste the High Country Taste Coors





# Taste the High Country Taste Coors

