

DENVER


BRONCOS

1983 MEDIA GUIDE



Denver Broncos 1983 Media Guide

Index



The Denver Broncos lost a beloved and valued member of the family on January 4 with the passing of defensive backfield coach Richie McCabe. Not only is he missed as a friend, but as a co-worker and true professional. Richie was the Broncos' defensive backfield coach from 1978 through 1982.

Attendance Marks	109
Biographies:	
Management	4
Head Coach	6
Assistant Coaches	7
Administration	11
Veteran Players	24
Draft Choices	67
Depth Chart (Preseason)	79
Directory	3
Draft Selections, 1960-83	131
Game Summaries, 1982	85
Halftime	153
Historical Highlights	144
Honors (Individual)	99
Hotels on the Road	153
How the Broncos Were Built	82
Last Time	95
Media Information	156
National Football League:	
1982 Standings	91
1982 Attendance	93
Personnel	151
Player Personnel Dates	90
NFC/AFC Championship History	152
Scheduling Formula	155
Offense and Defense Year by Year	110
One Game Superlatives, 1982	78
Postseason scores	102
Radio Network	155
Records:	
Individual	115
Top Performances	95
Team	122
Coaches	108
Individual vs. Broncos	128
Results:	
Regular Season, 1960-82	100
Preseason, 1960-82	103
1982 Season	75
Rosters:	
Veterans	80
All-Time Broncos	137
All-Time Coaches	108
Schedules:	
Broncos, 1983	2
NFL Regular Season	20
Postseason and Preseason	23
Series Scores vs. Opponents	104
Stadium Information	154
Statistics:	
Individual	75
Team	75
Leaders Year by Year	111
Ticket Sales, 1960-82	110
Trades	134

SCHEDULE — 1983

Regular Season

Sunday, Sept. 4	at Pittsburgh, 1:00 p.m.
Sunday, Sept. 11	at Baltimore, 4:00 p.m.
Sunday, Sept. 18	PHILADELPHIA, 2:00 p.m.
Sunday, Sept. 25	L.A. RAIDERS, 2:00 p.m.
Sunday, Oct. 2	at Chicago, 12:00 Noon
Sunday, Oct. 9	at Houston, 12:00 Noon
Sunday, Oct. 16	CINCINNATI, 2:00 p.m.
Sunday, Oct. 23	SAN DIEGO, 2:00 p.m.
Sunday, Oct. 30	KANSAS CITY, 2:00 p.m.
Sunday, Nov. 6	at Seattle, 1:00 p.m.
Sunday, Nov. 13	at L.A. Raiders, 1:00 p.m.
Sunday, Nov. 20	SEATTLE, 2:00 p.m.
Sunday, Nov. 27	at San Diego, 1:00 p.m.
Sunday, Dec. 4	CLEVELAND, 2:00 p.m.
Sunday, Dec. 11	BALTIMORE, 2:00 p.m.
Sunday, Dec. 18	at Kansas City, 12:00 Noon

All Times Local at Game Sites
Homes Games (Mile High Stadium) Capitalized

Preseason

Friday, Aug. 5	SEATTLE, 7:00 p.m.
Saturday, Aug. 13	ATLANTA, 7:00 p.m.
Saturday, Aug. 20	CLEVELAND, 7:00 p.m.
Friday, Aug. 26	at Minnesota, 7:30 p.m.

The Denver Broncos

Executive Offices

5700 Logan Street
Denver, Colorado 80216
Telephone: (303) 296-1982

Ticket Office

Denver Mile High Stadium
1900 Eliot Street
Denver, Colorado 80204
Telephone: (303) 433-7466

Training Camp (through Aug. 18)

Lawrenceson Hall
University of Northern Colorado
Greeley, Colorado 80639

BRONCOS DIRECTORY

ADMINISTRATION

Chairman of the Board	Edgar F. Kaiser, Jr.
Board of Directors	Jack L. Ashby, Howard J. Kellough Hein Poulus, George A. Von Peterly
Vice President/General Manager	Hein Poulus
Director of Football Operations	John Beake
Treasurer	Robert M. Hurley
Director of Administration	Sandy Waters
Director of Public Relations	Charlie Lee
Ticket Manager	Gail Stuckey
Publicity Director	Jim Saccomano
Equipment Manager	Bill Harpole
Assistant Equipment Manager	Dan Bill
Head Athletic Trainer	Steve Antonopoulos
Assistant Trainer	Ed Seiler
Director of Youth/Community Relations	Chuck Cooke
Director of Photography	Rusty Nail
Assistant Director of Photography	Mike Voss
Superintendent of Facilities	Ronnie Bill
Administrative Assistant to the General Manager	Yolanda Saltus
Administrative Assistant/Public Relations	Lorraine Dieleman
Assistant Ticket Manager	Joan Baker
Accountants	Beverly Havens, Deb Christian
Receptionist	Oneta Hollowell
Secretaries	Betty Combs, Pat Linder, Judy Rayl, Lori Wetterstrom
Ticket Assistant	Bertie Mark
Data Processing	Jim Clark
Account Executive	Joe Ellis
Team Physicians	Dr. James F. McElhinney, Dr. Roger Greenberg

COACHING STAFF

Head Coach	Dan Reeves (South Carolina, 1965)
Special Assistant	Marvin Bass (William & Mary, 1942)
Assistant Head Coach/Defense	Joe Collier (Northwestern, 1954)
Strength/Conditioning	I.J. Gorman (California State-Fullerton, 1979)
Quarterbacks/Wide Receivers	John Hadl (Kansas, 1962)
Defensive Line	Stan Jones (Maryland, 1953)
Linebackers	Myrel Moore (Cal-Davis, 1957)
Running Backs	Nick Nicolau (Southern Connecticut State, 1957)
Tight Ends/Special Teams	Fran Polsfoot (Washington State, 1950)
Offensive Line	Dan Radakovich (Penn State, 1957)
Defensive Backs	Charlie West (UTEP, 1968)

SCOUTING STAFF

Coordinator of College Scouting	Reed Johnson
Coordinator of Combine Scouting	Carroll Hardy
College Scouts	Bill Daddio, Hugh Davidson, Jerry Frei, Jack Hennemier, Lide Huggins, Hank Johnson, George Karras, Bobby Marks, Bernie Reid, Al Satterfield

MISCELLANEOUS

Stadium	Denver Mile High Stadium (75,103)
Stadium Ticket Office Address	1900 Eliot, Denver 80204
Broncos Administrative Offices	5700 Logan St., Denver 80216
Coaching Offices	5700 Lincoln Way, Denver 80216
Telephones	Administrative and Coaching Offices — 296-1982 Ticket Office and Stadium — 433-7466
Team Colors	Orange, Blue & White

CHAIRMAN OF THE BOARD

EDGAR F. KAISER, JR. Chairman of the Board



Edgar F. Kaiser, Jr. is Chairman and Chief Executive Officer of Kaiser Resources Ltd., and Chairman of the Board of The Henry J. Kaiser Family Foundation, one of the nation's largest philanthropic organizations.

Mr. Kaiser, 41, was elected Chairman of the Board of Kaiser Resources Ltd. in 1978, succeeding his father. He had served as president and chief executive officer of the corporation since 1973. As well, he served as chairman and chief executive officer of Kaiser Steel Corporation.

His operational experience includes assignments with other Kaiser companies in cement, automotive, mining, oil and gas exploration, steel, engineering and construction businesses in many parts of the world.

Mr. Kaiser is also a trustee of the California Institute of Technology and a member of the Visiting Committee for the Graduate School of Education at Harvard University.

He is active on the Canada-Japan Business Cooperation Committee as well as serving on numerous government, civic and charitable committees and organizations.

Mr. Kaiser was born in Portland, Oregon in 1942. He received his B.A. from Stanford University in 1965 and an M.B.A. from Harvard University in 1967.

After a year and a half in Vietnam with the Agency for International Development, he served President Lyndon B. Johnson in 1968 as a White House Fellow and during 1969 was assistant to the U.S. Secretary of the Interior, Walter J. Hickel.

Mr. Kaiser was the recipient of the American Academy of Achievement 1978 Golden Plate Award and in 1979 was named the British Columbia Businessman of the Year.



VICE PRESIDENT GENERAL MANAGER

HEIN POULUS Vice President/General Manager



Hein Poulus is in his first full season as Vice President and General Manager of the Denver Broncos in 1983.

Poulus, 36, has been closely involved with the Broncos since their purchase by Edgar Kaiser in 1981. He is a member of the board of directors of both the Broncos and the Denver Broncos Youth organization.

After practicing as a trial and appellate lawyer for a number of years Poulus joined the Kaiser organization and served in several roles, including executive assistant to the chairman and executive vice president.

Born in Indonesia and raised there and in Holland, Poulus earned his undergraduate degree at the University of British Columbia in 1969. He holds law degrees from the University of British Columbia (1972) and from the London School of Economics (1973).


Mr. Poulus was a Commonwealth Scholar at the London School of Economics.

He serves as a director of several corporations, including Kaiser Resources Ltd. and E. F. Kaiser & Co. Ltd.



HEAD COACH

DAN REEVES Head Coach



Dan Reeves enters his third season as the Denver Broncos' head coach with the goal of returning the team to the role of playoff contender which it had in his first year in the Mile High City.

When Reeves assumed command of the coaching staff in 1981, he did so as the youngest head coach in the National Football League, at age 37. His first year at the Denver helm produced an impressive 10-6 record with a Bronco team that barely missed the playoffs.

Despite a disappointing 2-7 record in 1982, everything in Reeves' back-

ground points to a man eminently capable of turning the Bronco fortunes around in 1983.

Recognized as one of the most successful offensive coaches in the NFL, Reeves spent his earlier professional career, both as a player and as a coach, with the Dallas Cowboys. He was offensive coordinator for the Cowboys for three seasons, years when the Dallas offense was consistently at or near the top of the NFL.

Reeves had been a member of the Dallas coaching staff since 1970, when he undertook the difficult dual role of player-coach for two seasons. He was full-time offensive backfield coach in 1972, but spent the 1973 season in private business before rejoining the staff, again as backfield coach, in 1974.

In 1977, he took on the job of offensive coordinator where his duties included coaching the quarterbacks and wide receivers.

A native of Americus, GA. (1/19/44), Reeves began his pro career as a free agent running back in 1965. He had been a quarterback at the University of South Carolina as a college player and was inducted into South Carolina's Hall of Fame six years ago.

An all-purpose offensive back during his eight seasons (1965-72) on the Dallas roster, Reeves finished his career as the Cowboys' fifth all-time leading rusher, despite a series of knee injuries that slowed him in the later stages of his career.

He rushed for 1,990 yards and 25 TDs, and caught 129 passes for 1,693 yards and 17 TDs.


Because of his collegiate QB background, Reeves was also a respected halfback option passer, completing 30 such attempts for a pair of TDs during his career. In addition, he returned some kickoffs and punts along the way, and played in the NFL championship games of 1966, 1967 and 1970.

Reeves and wife Pam are the parents of three children, daughters Dana (9/21/65) and Laura (9/19/70), and son Lee (11/4/67).



ASSISTANT COACHES

MARVIN BASS Special Assistant



With nearly 40 years experience as a coach and administrator in college and professional football, Marvin Bass is in his second year as a special assistant on the Denver Broncos' coaching staff in 1983.

Bass came to Denver from the Canadian Football League, where he had been defensive coordinator of the Calgary Stampeders from 1978-1981.

A native of Norfolk, Virginia who was an All-American at William and Mary in 1942, he elected to go into college coaching after graduation and joined the staff at his alma mater in 1944.

In addition to William and Mary, Bass coached on the college level at North Carolina, Georgia Tech, South Carolina, and the University of Richmond. While head coach at South Carolina Bass coached Dan Reeves, who was the starting quarterback for the Gamecocks.

On the pro level, he was on the Buffalo Bills staff from 1969-71 and spent two years with the Birmingham franchise in the World Football League, including one season as head coach (1975). After the WFL ceased operations Bass rejoined the Buffalo Bills, this time as Director of Pro Scouting from 1975-77, prior to moving to Calgary in 1978.

Marvin and his wife, Audrey, have one son, Randy, and two grandsons, Lee and Rhett.

JOE COLLIER Assistant Head Coach/Defense



The senior member of the Denver Broncos' coaching staff, Joe Collier was promoted to the position of assistant head coach/defense prior to the 1982 campaign. Recognized as the mastermind of Denver's strong defensive unit, Collier begins his 15th season with the Broncos in 1983.

Collier was on Lou Saban's staff at Western Illinois from 1957 through 1959, then moved with Saban to the Boston Patriots of the American Football League in 1960-61, and on to Buffalo in 1962.

He served as head coach of the Bills in 1966-67-68, then re-joined Saban's staff with the Broncos in 1969.

Collier was an All-Big Ten selection as an end during his college days at Northwestern, and played in the Senior Bowl and the East-West Shrine game. Drafted by the New York Giants, he chose instead to spend the next two years in the Army, after which he joined the coaching ranks at Western Illinois.

Joe and his wife, Shirley, have three children, Julie, Lisa, and Joe.

I. J. GORMAN **Strength/Conditioning**


I. J. Gorman joined the Broncos as their first fulltime strength/conditioning coach in June, coming to Denver from Principia College in Elsah, Ill., where he was the assistant coach in charge of the defensive line and special teams in 1981-82.

Prior to joining the Principia staff, he served as assistant coach and was in charge of the strength/conditioning program at Anaheim (Calif.) High School and Fullerton Junior College.

From 1971 to 1975, Gorman worked with two of the top coaches in the country in the field of strength and conditioning, Bob Ward of the Dallas Cowboys and Russ Snipp, an Olympic Gold Medal winner in weight lifting.

Gorman has a degree in physical education from Cal State-Fullerton.

I. J. and his wife, China, now make their home in the Denver area.



STAN JONES **Defensive Line**

One of the leading linemen in the National Football League in his playing days, Stan Jones is marking his 30th consecutive year in pro football in 1983.

This is the 13th season as defensive line coach of the Broncos for Jones, who is on his second tour of duty in the Mile High City.

Jones served on the Bronco staff under Lou Saban from 1967 to 1971, spent the next four years with Saban in Buffalo, then rejoined the Broncos in 1976.

Jones was an All-American tackle at Maryland in 1953 and was named the nation's Lineman of the Year. In 1977, he was named to the Atlantic Coast Conference's 25-year All-Star team. He has been honored by the Maryland Alumni Association as Man of the Year, and is a member of Pennsylvania's Sports Hall of Fame.

He played 12 years with the Chicago Bears and one with the Washington Redskins, gaining All-Pro honors as an offensive guard four times and appearing in seven Pro Bowls.

Stan and his wife, Darlis, have a daughter, Sherrie, and two sons, Kevin and Tony.



MYREL MOORE **Linebackers**

Myrel Moore returns to his former role as linebacker coach for the Broncos in 1983, after having rejoined the club's coaching staff as an offensive line coach in 1982.


His previous stint in Denver came from 1972-77. Moore coached the offensive line and special teams in 1972, then took over as linebacker coach the following year.

He was a tight end and linebacker at the University of California-Davis from 1954-56 and played defensive back for the Washington Redskins in 1957-58 before beginning his coaching career.

Moore joined the staff at Santa Ana JC in 1959 and became head coach in 1963 before moving on to the University of California, where he coached from 1964-71.

He was on the Oakland Raiders' staff in 1978-79 before returning to the Broncos as a scout in 1981.

Myrel is married (Sondra) and has four children, daughters Michelle, Meagan, and Mayce, and a son Michael.



JOHN HADL **Quarterbacks/Wide Receivers**

John Hadl, a veteran of 16 seasons as a pro quarterback, joins the Broncos as quarterbacks/wide receivers coach in 1983.

Hadl was offensive coordinator for the Los Angeles Rams in 1982 and held the same post at the University of Kansas from 1978-81.

In the 16 seasons prior to that, Hadl amassed some outstanding passing statistics. His career totals include being ranked fourth all-time in attempts (4,687), passing yards (33,513), and touchdown passes (244), and eighth in completions (2,363).

After 11 seasons (1962-72) with the San Diego Chargers and one American Football League championship, Hadl was traded to Los Angeles, where he led the Rams to the 1973 NFC Western Division title and was named NFC Player of the Year.

He played with Green Bay in 1974-75 and with Houston in 1976-77.

Hadl attended Lawrence High School and the University of Kansas. An All-America halfback in 1960 and an All-America quarterback in 1961, Hadl led the Jawhawks to their only bowl win ever, a 33-7 victory over Rice in the 1961 Bluebonnet Bowl.

John and his wife Barbara have two children, John, Jr., and Jackie.



NICK NICOLAU **Running Backs**

Nick Nicolau once again will coach Bronco running backs this year, having assumed that role in 1982 after joining the club as a special assistant the previous season.

A veteran of 25 years as a coach on every level—high school, small college, major college, and both the NFL and Canadian Football League—Nicolau came to Denver from the New Orleans Saints, where he coached in 1980.



He was Director of Player Personnel and running back coach at Montreal (CFL) in 1978-79, with the Alouettes winning the conference championship and playing in the Grey Cup both years.

Nicolau was a running back at Southern Connecticut State College and began his coaching career there in 1960.

Nick graduated from Southern Connecticut after serving in the United States Marine Corps. He went on to earn a master's degree from Indiana University and a doctorate from Springfield College.

Nicolau and his wife Eleanor have four daughters, Tracy, Shari, Vickie, and Wendy, and two sons, Duane and Randy.

FRAN POLSFOOT

Tight Ends/Special Teams

This season marks Fran Polsfoot's 22nd as a coach in the NFL and his seventh as a member of the Bronco staff. Polsfoot will coach both tight ends and special teams again in 1983. He coached all the receivers for his first four seasons in Denver.

He has been in the pro ranks since 1962 when he began a six-year hitch with the St. Louis Cardinals, following that as a member of the Houston Oilers' staff from 1968-71.

Polsfoot spent the next three years with the Cleveland Browns before rejoining the Oilers for 1975-76.

A native of Monsanto, Washington, Polsfoot is a graduate of Washington State, where he played end for the Cougars.

He played pro football with the Chicago Cardinals from 1950-52 and with the Washington Redskins in 1953, earning a berth in the NFL's second annual Pro Bowl game following the 1951 season.

Fran and his wife, Mary, have a daughter, Sally, and a son, Tommy.

DAN RADAKOVICH

Offensive Line

Dan Radakovich, a former defensive coordinator at the University of Colorado who has coached on three Super Bowl teams in the NFL, is the new offensive line coach of the Denver Broncos.

Radakovich comes to Denver from North Carolina State, where he coached during the 1982 season.


He coached the Los Angeles Rams' offensive line from 1979-81, with the 1979 Rams winning the NFC championship and the 1980 club leading the entire NFL in rushing yardage.

This season will be the 27th year in coaching for Radakovich, who was defensive coordinator of the San Francisco 49ers in 1978 and coached the Pittsburgh Steelers' offensive line from 1974-77, earning two Super Bowl championships in Pittsburgh.

A native of Kennywood, Pa., Radakovich attended Penn State, where he was a center-linebacker in 1954-56. In 1957 he joined the coaching staff at Penn State, where he stayed for 13 years.

Radakovich went to the University of Cincinnati in 1970 and broke into the NFL coaching ranks the following year as Pittsburgh's defensive line coach. He spent the 1972-73 seasons at Colorado as the Golden Buffaloes' defensive coordinator, returning to Pittsburgh the following year.

Dan and his wife Nancy have four children, Dan, Lisa, Leslie, and Lori.



CHARLIE WEST

Defensive Backs

Charlie West, who concluded his NFL playing career as a Bronco defensive back in 1978-79, rejoins the team as defensive backfield coach in 1983.

West comes to Denver from the University of California, where he coached outside linebackers and coordinated special teams in 1982. He spent the previous season as the defensive backfield coach at Macalester College in St. Paul, Minn.

He had a 12-year NFL career that began with Minnesota from 1968-73 and continued with Detroit from 1974-77 before West was traded to the Broncos.

A second-round draft choice from the University of Texas at El Paso, he had a 98-yard punt return as a rookie to tie the NFL record.

West won 10 letters at UTEP, where he was one of that school's greatest athletes, and was named All-America by The Sporting News.

He has the unique distinction of also having played professional baseball, spending the 1968 baseball season in the Cincinnati Reds organization as an outfielder.

Charlie and his wife Barbara have two children, son Michael and daughter Sandra.



ADMINISTRATION

JOHN BEAKE

Director of Football Operations

This marks John Beake's fifth season as a member of the Denver Broncos and his first as the club's Director of Football Operations. His responsibilities include player negotiations, training camp, and mini camps.

John previously was the Broncos' Director of Player Personnel for two seasons, and he was the Director of Pro Personnel for his first two years in Denver.

An assistant coach for the Kansas City Chiefs from 1968 through 1974, John was the offensive backfield coach for the New Orleans Saints in 1976-77.

On the college level, he coached at Penn State in 1961-62 and was the offensive coordinator at Colorado State University in 1975. John coached on the high school level for six years prior to joining the Penn State staff in 1961.

He has a degree from Trenton State College in New Jersey and a master's degree from Penn State.

John and his wife, Marcia, have three children, Jerilyn, Chip, and Christopher, and the family makes its home in Fort Collins.



ROBERT M. HURLEY

Treasurer

Robert M. (Bob) Hurley was promoted to the position of club Treasurer in 1981, after having served as the Broncos' accountant from 1977 through 1980.

In his position as the organization's Treasurer, Hurley oversees all financial activities of the Denver Broncos.

A fifth generation native of Denver, Hurley graduated from Regis High School and the University of Colorado, where he received a BS degree in finance. Before joining the Broncos he served as a Corporate Development Officer and National Loan Officer at the First National Bank of Denver.

Bob and his wife, Sallie, are the parents of three children, sons Ryan and Daniel, and daughter Erin, and the family lives in Denver.



SANDY WATERS

Director of Administration

Alexander (Sandy) Waters is in his second year with the Denver Broncos and his first as Director of Administration.

Waters came to the Broncos as Business Manager last year, a veteran of 22 years experience with The Kaiser Companies.

He is responsible for pensions, insurance and benefits, data processing, facilities, purchasing, office services, and traffic for the NFL club.

His prior experience included work in the planning and implementation of operations, administration, budget development, and personnel management for the Kaisers.

Waters attended Oakland City College and the University of California at Berkeley.

Sandy and his wife, Connie, are the parents of two sons, Colin and Brian.



CHARLIE LEE

Director of Public Relations

Now in his second year as Director of Public Relations is Charlie Lee, who joined the Broncos in 1981 as the team's running back coach.

Charlie came to Denver from the University of Texas at Austin, where he tutored the Longhorns' wide receivers from 1977-80.

Prior to his experience at Texas, Lee coached at Arizona from 1974-76 and at Northwest Missouri State in 1973.

He began his coaching career as a highly successful prep



coach in football and track at Kansas City (Missouri) Central High School for five years. His track teams won five consecutive state titles.

Lee was a leading scorer and rusher at Northern Arizona, and twice earned honorable mention to the Little All-America teams. He is a 1968 graduate of Northern Arizona with a BS degree in education and is completing a master's degree in secondary school administration.

Charlie has a son, Charles, Jr.

REED JOHNSON

Coordinator of College Scouting

Reed Johnson, who enters his third season with the Denver Broncos in 1983, is the Coordinator of College Scouting for the NFL club and as such is in charge of Denver's entire scouting program.

He came to Denver as special teams coach in 1981 and served as Coordinator of Pro Scouting last year.

Johnson spent eight years as a scout for the Dallas Cowboys before coming to Denver. Prior to his stint with Dallas, he was an assistant coach on the college level at New Mexico, Oklahoma State, and Tulsa.

A graduate of the University of Colorado, Johnson played in the Buffaloes' defensive backfield for four years and was a member of the school's Big Eight championship team in 1961.

He coached high school football in Texas for five seasons, including four at Highland Park High School in Dallas, where Johnson himself had played on a state championship team in 1957.

Reed has two daughters, Jill, 20, and Holly, 18. He and his wife Peggy reside in Denver.



GAIL STUCKEY

Ticket Manager

Gail Stuckey begins his ninth season as the Broncos' Ticket Manager in 1983.

A San Diego native, he joined the Broncos in 1975 after serving ten years as assistant ticket manager for the San Diego Chargers. He began his tenure with the Chargers in 1965.

Stuckey attended San Diego State University, where he played baseball and basketball, and he is a veteran of a four-year stint in the United States Air Force, stationed in Germany.

Gail and his wife, Pat, have two daughters, Lynette and Gail Rene.



JIM SACCOMANO

Publicity Director

Denver native Jim Saccomano is in his sixth year as a member of the Denver Broncos organization and his fourth as Publicity Director.

He is a graduate of Metropolitan State College in Denver and has a master's degree in journalism from the University of Colorado.

Prior to joining the Broncos, Saccomano worked for three seasons as Director of Public Relations for the Denver Bears baseball team, and also spent four years in Denver broadcasting as a sports reporter. He is a veteran of the United States Army.

Saccomano is a member of the board of directors of the Colorado Sports Hall of Fame.

Jim and his wife, Jo Ann, have two children, Jennifer and Jeffrey, and reside in Adams County.




BILL HARPOLE

Equipment Manager

This marks the fifth year in the Denver Broncos organization and first as Equipment Manager for Denver native Bill Harpole.

A 1978 graduate of Colorado State University, Harpole served the club in a number of capacities prior to his most recent appointment, including work as an assistant in both the equipment and photography departments.

Bill is single and resides in Denver.



STEVE ANTONOPULOS


Head Athletic Trainer

Now in his third year as Head Athletic Trainer is Steve Antonopoulos, who was Director of Rehabilitation in 1980 and the Broncos' Assistant Trainer for four years previously. This is his eighth year with the team.

Antonopoulos came to the Broncos from Fort Hays (Kansas) State, where he was the head athletic trainer and an instructor in the physical education department for three years.

A Hugo, Colorado native, Antonopoulos holds bachelor's and master's degrees from the University of Northern Colorado in Greeley. He is the current president of the Colorado Athletic Trainers Association.

Steve and his wife, Kathy, have three children, Nick, Matt, and Kristi, and the family resides in Arvada.



CHUCK COOKE

Director of Youth/Community Relations

As Director of Youth/Community Relations, Chuck Cooke is in charge of a program that is new for the Broncos and the NFL. Cooke's role is to develop and implement a strategy that will enable the team to increase its usefulness for youth in the Denver area.

A Denver native, he came to the Broncos during the 1981 season. Cooke previously was the director of Metro Denver Young Life and has been involved with Young Life for 16 years.

He is a graduate of Wheat Ridge High School and the University of Colorado.

Chuck and his wife, Gwen, have two sons, Chuck and Wade, and make their home in Wheat Ridge.



RUSTY NAIL

Director of Photography

Now in his fifth year as the Denver Broncos' Director of Photography, Rusty Nail is in charge of the club's entire film department. This includes the filming of all Bronco games and practice sessions, as well as film processing and editing.

Nail's prior experience takes in five years of handling the film work of the Kansas City Chiefs, as well as two years spent in television handling a variety of free lance film projects.

A native of Fayetteville, Arkansas, Nail is a graduate of the Winona School of Professional Photography.

Rusty and his wife, Peggy, have two daughters, Katie and Diana, and live in Longmont.



CARROLL HARDY

Coordinator of Combine Scouting and Area Scout

Carroll Hardy, the Coordinator of Combine Scouting and an area scout for the Broncos, begins his 20th year with the club in 1983.

A 10-letter winner at the University of Colorado, Hardy is considered one of the greatest athletes ever in the state of Colorado.

He played pro football for the San Francisco 49ers and major league baseball with the Cleveland Indians, Boston Red Sox, Houston Astros, and Minnesota Twins, in 1960 earning a niche in sports history by becoming the only man ever to pinch hit for Ted Williams.

A native of South Dakota, Hardy is a member of the Sports Halls of Fame in both South Dakota and Colorado.

Carroll and his wife, Janice, have three children, Jay, Jill, and Lisa, and make their home in Boulder.



RONNIE BILL


Superintendent of Facilities

This season marks Ronnie Bill's 23rd as a member of the Denver Broncos organization and his fourth as the Superintendent of Facilities. As such, he is responsible for the team's entire physical plant, including maintenance of the buildings and practice fields which make up the Broncos' complex.

Most of Bill's tenure with the club was spent as Assistant Equipment Manager. He worked for the Denver Bears baseball team for three years before the Broncos began operation.

He is a Denver native and a graduate of Denver North High School.

Ronnie and his wife, Myrna, have a son, Jerry, and live in Wheat Ridge.



JIM CLARK

Director of Data Processing

As Director of Data Processing for the Broncos, Jim Clark is in charge of all computer operations for the team. These include tickets, scouting information, game statistics, and general accounting. A 26-year veteran in the data processing field, Clark has been with the Broncos for seven years.

A native of Springfield, Illinois, Clark has been a Certified Data Processor since 1965. He is a graduate of Metropolitan State College in Denver with a BS degree in computers and management science.

Jim and his wife, Gloria, have two daughters, Kimberly and Gail, and live in Littleton.



ADMINISTRATIVE STAFF



Ed Sailer
Assistant Trainer



Dan Bill
Assistant Equipment Manager



Mike Voss
Assistant Director of Photography



Joe Ellis
Account Executive



Lorraine Dieleman
Administrative Assistant



Yolanda Saitus
Administrative Assistant



Joan Baker
Assistant Ticket Manager



Debbie Christian
Accountant



Beverly Havens
Accountant



Betty Combs
Secretary



Pat Linder
Secretary



Judy Rayl
Secretary



Lori Wetterstrom
Secretary



Oneta Hollowell
Receptionist



Bertie Mark
Ticket Assistant

SCOUTS



Bill Daddio



Hugh Davidson




Jerry Frei



Jack Hennemier



Lide Huggins




Hank Johnson



George Karras



Bobby Marks




Bernie Reid



Al Satterfield

THE 1983 SEASON



Luke Prestridge, the NFL's leading punter and a Pro Bowl participant in 1982.

1983 NFL SCHEDULE

SUNDAY, SEPTEMBER 4 (First Weekend)

Atlanta at Chicago, Baltimore at New England, Denver at Pittsburgh, Detroit at Tampa Bay, Green Bay at Houston, Los Angeles Raiders at Cincinnati, Los Angeles Rams at New York Giants, Miami at Buffalo, Minnesota at Cleveland, New York Jets at San Diego, Philadelphia at San Francisco, St. Louis at New Orleans, Seattle at Kansas City.

MONDAY, SEPTEMBER 5

Dallas at Washington.

THURSDAY, SEPTEMBER 8 (Second Weekend)

San Francisco at Minnesota.

SUNDAY, SEPTEMBER 11

Buffalo at Cincinnati, Cleveland at Detroit, Dallas at St. Louis, Denver at Baltimore, Houston at Los Angeles Raiders, New England at Miami, New Orleans at Los Angeles Rams, New York Giants at Atlanta, Pittsburgh at Green Bay, Seattle at New York Jets, Tampa Bay at Chicago, Washington at Philadelphia.

MONDAY, SEPTEMBER 12

San Diego at Kansas City.

THURSDAY, SEPTEMBER 15 (Third Weekend)

Cincinnati at Cleveland.

SUNDAY, SEPTEMBER 18

Atlanta at Detroit, Baltimore at Buffalo, Chicago at New Orleans, Kansas City at Washington, Los Angeles Rams vs. Green Bay at Milw., Minnesota at Tampa Bay, New York Giants at Dallas, New York Jets at New England, Philadelphia at Denver, Pittsburgh at Houston, San Diego at Seattle, San Francisco at St. Louis.

MONDAY, SEPTEMBER 19

Miami at Los Angeles Raiders.

SUNDAY, SEPTEMBER 25 (Fourth Weekend)

Atlanta at San Francisco, Chicago at Baltimore, Cincinnati at Tampa Bay, Cleveland at San Diego, Detroit at Minnesota, Houston at Buffalo, Kansas City at Miami, Los Angeles Raiders at Denver, Los Angeles Rams at New York Jets, New England at Pittsburgh, New Orleans at Dallas, St. Louis at Philadelphia, Washington at Seattle.

MONDAY, SEPTEMBER 26

Green Bay at New York Giants.

SUNDAY, OCTOBER 2 (Fifth Weekend)

Baltimore at Cincinnati, Dallas at Minnesota, Denver at Chicago, Detroit at Los Angeles Rams, Houston at Pittsburgh, Los Angeles Raiders at Washington, Miami at New Orleans, Philadelphia at Atlanta, St. Louis at Kansas City, San Diego at New York Giants, San Francisco at New England, Seattle at Cleveland, Tampa Bay at Green Bay.

MONDAY, OCTOBER 3

New York Jets at Buffalo.

SUNDAY, OCTOBER 9 (Sixth Weekend)

Buffalo at Miami, Denver at Houston, Green Bay at Detroit, Kansas City at Los Angeles Raiders, Los Angeles Rams at San Francisco, Minnesota at Chicago, New England at Baltimore, New Orleans at Atlanta, New York Jets at Cleveland, Philadelphia at New York Giants, Seattle at San Diego, Tampa Bay at Dallas, Washington at St. Louis.

MONDAY, OCTOBER 10

Pittsburgh at Cincinnati.

SUNDAY, OCTOBER 16 (Seventh Weekend)

Atlanta at Los Angeles Rams, Buffalo at Baltimore, Chicago at Detroit, Cincinnati at Denver, Cleveland at Pittsburgh, Dallas at Philadelphia, Houston at Minnesota, Los Angeles Raiders at Seattle, Miami at New York Jets, New York Giants at Kansas City, St. Louis at Tampa Bay, San Diego at New England, San Francisco at New Orleans.

MONDAY, OCTOBER 17

Washington at Green Bay.

SUNDAY, OCTOBER 23 (Eighth Weekend)

Atlanta at New York Jets, Chicago at Philadelphia, Cleveland at Cincinnati, Detroit at Washington, Kansas City at Houston, Los Angeles Raiders at Dallas, Miami at Baltimore, Minnesota at Green Bay, New England at Buffalo, New Orleans at Tampa Bay, Pittsburgh at Seattle, San Diego at Denver, San Francisco at Los Angeles Rams.

MONDAY, OCTOBER 24

New York Giants at St. Louis.

SUNDAY, OCTOBER 30 (Ninth Weekend)

Baltimore at Philadelphia, Dallas at New York Giants, Detroit at Chicago, Green Bay at Cincinnati, Houston at Cleveland, Kansas City at Denver, Los Angeles Rams at Miami, Minnesota at St. Louis, New England at Atlanta, New Orleans at Buffalo, New York Jets at San Francisco, Seattle at Los Angeles Raiders, Tampa Bay at Pittsburgh.

MONDAY, OCTOBER 31

Washington at San Diego.

SUNDAY, NOVEMBER 6 (Tenth Weekend)

Atlanta at New Orleans, Baltimore at New York Jets, Buffalo at New England, Chicago at Los Angeles Rams, Cincinnati at Houston, Cleveland vs. Green Bay at Milw., Denver at Seattle, Los Angeles Raiders at Kansas City, Miami at San Francisco, Philadelphia at Dallas, St. Louis at Washington, San Diego at Pittsburgh, Tampa Bay at Minnesota.

MONDAY, NOVEMBER 7

New York Giants at Detroit.

SUNDAY, NOVEMBER 13 (Eleventh Weekend)

Buffalo at New York Jets, Cincinnati at Kansas City, Dallas at San Diego, Denver at Los Angeles Raiders, Detroit at Houston, Green Bay at Minnesota, Miami at New England, New Orleans at San Francisco, Philadelphia at Chicago, Pittsburgh at Baltimore, Seattle at St. Louis, Tampa Bay at Cleveland, Washington at New York Giants.

MONDAY, NOVEMBER 14

Los Angeles Rams at Atlanta.

SUNDAY, NOVEMBER 20 (Twelfth Weekend)

Baltimore at Miami, Chicago at Tampa Bay, Cleveland at New England, Detroit vs. Green Bay at Milw., Houston at Cincinnati, Los Angeles Raiders at Buffalo, Kansas City at Dallas, Minnesota at Pittsburgh, New York Giants at Philadelphia, San Diego at St. Louis, San Francisco at Atlanta, Seattle at Denver, Washington at Los Angeles Rams.

MONDAY, NOVEMBER 21

New York Jets at New Orleans.

THURSDAY, NOVEMBER 24 (Thirteenth Weekend)

(Thanksgiving Day)

Pittsburgh at Detroit, St. Louis at Dallas.

SUNDAY, NOVEMBER 27

Baltimore at Cleveland, Buffalo at Los Angeles Rams, Denver at San Diego, Green Bay at Atlanta, Houston at Tampa Bay, Kansas City at Seattle, Minnesota at New Orleans, New England at New York Jets, New York Giants at Los Angeles Raiders, Philadelphia at Washington, San Francisco at Chicago.

MONDAY, NOVEMBER 28

Cincinnati at Miami.

THURSDAY, DECEMBER 1 (Fourteenth Weekend)

Los Angeles Raiders at San Diego.

SUNDAY, DECEMBER 4

Atlanta at Washington, Buffalo at Kansas City, Chicago at Green Bay, Cincinnati at Pittsburgh, Cleveland at Denver, Dallas at Seattle, Los Angeles Rams at Philadelphia, Miami at Houston, New Orleans at New England, New York Jets at Baltimore, St. Louis at New York Giants, Tampa Bay at San Francisco.

MONDAY, DECEMBER 5

Minnesota at Detroit.

SATURDAY, DECEMBER 10 (Fifteenth Weekend)

Atlanta at Miami, Pittsburgh at New York Jets.

SUNDAY, DECEMBER 11

Baltimore at Denver, Chicago at Minnesota, Cleveland at Houston, Detroit at Cincinnati, Kansas City at San Diego, New England at Los Angeles Rams, New Orleans at Philadelphia, St. Louis at Los Angeles Raiders, San Francisco at Buffalo, Seattle at New York Giants, Washington at Dallas.

MONDAY, DECEMBER 12

Green Bay at Tampa Bay.

FRIDAY, DECEMBER 16 (Sixteenth Weekend)

New York Jets at Miami.

SATURDAY, DECEMBER 17

Cincinnati at Minnesota, New York Giants at Washington.

SUNDAY, DECEMBER 18

Buffalo at Atlanta, Denver at Kansas City, Green Bay at Chicago, Houston at Baltimore, Los Angeles Rams at New Orleans, New England at Seattle, Philadelphia at St. Louis, Pittsburgh at Cleveland, San Diego at Los Angeles Raiders, Tampa Bay at Detroit.

MONDAY, DECEMBER 19

Dallas at San Francisco.

POSTSEASON

Saturday, December 24 — AFC First Round Playoff (NBC). **Monday, December 26** — NFC First Round Playoff (CBS). **Saturday, December 31** — AFC and NFC Divisional Playoffs (NBC and CBS). **Sunday, January 1** — AFC and NFC Divisional Playoffs (NBC and CBS). **Sunday, January 8** — AFC and NFC Championship Games (NBC and CBS). **Sunday, January 22** — Super Bowl XVIII at Tampa Stadium, Tampa, Florida (CBS). **Sunday, January 29** — AFC-NFC Pro Bowl at Honolulu, Hawaii (ABC).

1983 NFL PRESEASON SCHEDULE

Saturday, July 30: AFC-NFC Hall of Fame Game Pittsburgh-New Orleans, Canton, Ohio (ABC-TV).

FIRST WEEK

Thursday, August 4: Baltimore at Houston. **Friday, August 5:** Detroit at Philadelphia, Seattle at Denver. **Saturday, August 6:** Buffalo at Chicago, Cleveland at Green Bay, Kansas City at Cincinnati, Miami at Dallas, Minnesota vs. St. Louis, New England vs. Pittsburgh at Knoxville, New Orleans at Tampa Bay, San Diego at Los Angeles Rams, San Francisco at Los Angeles Raiders, Washington at Atlanta. **Sunday, August 7:** New York Jets at New York Giants.

SECOND WEEK

Friday, August 12: Cincinnati at Washington, Green Bay at Seattle, New York Giants at Pittsburgh (ABC-TV). **Saturday, August 13:** Atlanta at Denver, Baltimore at Minnesota, Chicago at St. Louis, Cleveland at Buffalo, Detroit at Kansas City, Los Angeles Raiders at New York Jets, New Orleans at Miami, Philadelphia at San Diego, Tampa Bay at Houston. **Sunday, August 14:** New England at San Francisco (NBC-TV). **Monday, August 15:** Dallas at Los Angeles Rams.


THIRD WEEK

Thursday, August 18: New York Jets at Cincinnati (CBS-TV). **Friday, August 19:** Miami at Washington (ABC-TV), Minnesota at Seattle. **Saturday, August 20:** Atlanta at Tampa Bay, Baltimore at New York Giants, Buffalo at Detroit, Chicago at Los Angeles Raiders, Cleveland at Denver, Houston at New Orleans, New England at Los Angeles Rams, Philadelphia at Green Bay (CBS-TV), Pittsburgh at Dallas (NBC-TV), St. Louis at Kansas City, San Francisco at San Diego.

FOURTH WEEK

Thursday, August 25: Pittsburgh at Philadelphia. **Friday, August 26:** Baltimore at Atlanta, Denver at Minnesota, Los Angeles Raiders at Cleveland (NBC-TV), Los Angeles Rams at San Diego, Miami at New York Giants, New England at Tampa Bay. **Saturday, August 27:** Cincinnati at Detroit, Green Bay at St. Louis, Kansas City at Chicago, Houston at Dallas (CBS-TV), New York Jets at New Orleans, Seattle at San Francisco, Washington at Buffalo.


VETERAN PLAYER PROFILES



Linebacker Randy Gradishar, who made his sixth Pro Bowl appearance in 1982.

No. 54 KEITH BISHOP

Center/Guard



Birthdate—March 10, 1957
Birthplace—La Jolla, Calif.
Residence—Englewood, Colo.
How Acquired—Draft #6, 1980
College—Baylor
High School—Lee HS, Midland, Tex.
Height—6-3
Weight—265
Pro Year—3rd
Year with Broncos—3rd

Keith Bishop made a strong recovery from a 1981 foot injury and played in every game last year, snapping for every kick from scrimmage which the Broncos attempted in 1982. Complete recovery from that injury, which was a torn tendon on the bottom of his right foot, should find him as a challenger at guard in 1983. He played in all 16 games in 1980, mostly on special teams, but saw relief work at both center and guard. Regarded by Denver coaches as the best kick snapper in the NFL, Bishop can bench press his body weight more than 17 times. He participated in NBC's 1981 World's Strongest Men competition and placed sixth overall, winning the sumo wrestling championship of the United States Sumo Association in the process.

COLLEGE: Keith began his career at the University of Nebraska. He played two years at Nebraska then transferred to Baylor, where he started every game at center in 1978 and was elected a tri-captain for 1979, but suffered a knee injury in the first game and missed the remainder of the season. He majored in physical education.

PERSONAL: Keith is married (Mary). At Lee HS in Midland, Texas, he lettered twice each in football and baseball. In football he played guard and center on offense and tackle on defense. Bishop was a pitcher in baseball. Keith lists hunting, fishing, and archery as his hobbies.

Professional Record

GAMES PLAYED: 1980 (16), 1981 (Injured reserve), 1982 (9).

GAMES STARTED: None.

ADDITIONAL STATISTICS: Recovered one fumble, 1982.

No. 77 GREGORY EARL (Greg) BOYD

Defensive End



Birthdate—Sept. 15, 1953
Birthplace—Merced, Calif.
Residence—Denver, Colo.
How Acquired—FA, 1980
College—San Diego State
High School—Edison HS, Fresno, Calif.
Height—6-6
Weight—280
Pro Year—6th
Year with Broncos—4th

Greg Boyd has played in all but one of Denver's games since making the team as a free agent in 1980. Last year he was in on 16 tackles and was credited with a safety in the final game of the season at Seattle. Boyd, who was in on 32 tackles in 1981 and 42 in 1980, was second on the club in quarterback sacks with nine in 1980. Greg came to the Broncos after three injury-plagued seasons with the New England Patriots. He was a sixth-round draft choice of the Patriots in 1976, but missed that entire season due to a knee injury, so this is actually his seventh year with an NFL organization. Boyd played in 13 games in 1977 and 10 in 1978,

despite having broken an ankle in the preseason that year. He has bench pressed 545 pounds and has been timed at 4.75 seconds in the 40-yard dash.

COLLEGE: Greg played his first football at Fresno JC, as he had not played the sport in high school. He moved to San Diego State in 1974, where he became a starter that season. Boyd then became a standout performer for the Aztecs in 1973. He was a teammate of Bronco tackle Claudie Minor at San Diego State.

PERSONAL: Greg is single and is pursuing a career in the recording industry as engineer, producer, and artist. His off-season activities include body building and speaking to high school groups on the benefits of proper nutrition, exercise, and body building. Boyd also does programs with youth correctional centers. Born in Merced, Calif., Greg attended Edison HS in Fresno, where he did not participate in high school athletics.

Professional Record

GAMES PLAYED: 1976 (0-Injured reserve), 1977 (13), 1978 (10), 1980 (16), 1981 (15), 1982 (9).

GAMES STARTED: None.

ADDITIONAL STATISTICS: Recovered one fumble, 1980; recovered one fumble, 1981; credited with one safety, 1982.

No. 64 WILLIAM KIRBY (Billy) BRYAN Center



Birthdate—June 21, 1955
Birthplace—Burlington, N.C.
Residence—Burlington, N.C.
How Acquired—Draft #4, 1977
College—Duke
High School—Williams HS, Burlington, N.C.
Height—6-2
Weight—258
Pro Year—6th
Year with Broncos—6th

Billy Bryan was voted by his teammates as Denver's offensive most valuable player in 1982, an honor which he also won in 1980. A strong contributor to the club's offensive line strength of the past four seasons, he started all nine games in 1982 and started 14 the previous year, missing two due to injury. After joining the Broncos as a fourth-round draft choice in 1977, he missed all but one game that year because of injury, but took over the starting job in 1978 and has held it ever since. Aside from the two games missed due to injury in 1981, Bryan has started every game Denver has played from 1979 to the present.

COLLEGE: Billy was a first team All-Atlantic Coast player at Duke, received several All-America honors, and earned four varsity letters, all at center. He capped his senior season by playing in the East-West Shrine game in San Francisco. Bryan graduated from Duke with a degree in economics.

PERSONAL: Billy is married (Susan), and they make their off-season home in Burlington, N.C., where he is 50% owner of a sporting goods store which has been operated by his family for many years. His father was a Little All-America at Elon College in North Carolina, and he has an uncle who was an outstanding player at Clemson. At Williams HS in Burlington, Bryan earned three football letters as a defensive tackle and two in track as a shot put and discus thrower. Billy lists sailing and target shooting as his hobbies.

Professional Record

GAMES PLAYED: 1977 (1), 1978 (13), 1979 (16), 1980 (16), 1981 (14), 1982 (9).

GAMES STARTED: 1978 (12), 1979 (16), 1980 (16), 1981 (14), 1982 (9).

ADDITIONAL STATISTICS: Recovered two fumbles, 1979; fumbled twice for minus 20 yards, recovered one fumble, 1980; fumbled once, 1981.

No. 58 STEVE RAY BUSICK Linebacker



Birthdate—December 10, 1958
Birthplace—Los Angeles, Calif.
Residence—Aurora, Colo.
How Acquired—Draft #7, 1981
College—Southern California
High School—Temple City HS, Temple City, Calif.
Height—6-4
Weight—227
Pro Year—3rd
Year with Broncos—3rd

Steve Busick has played in every Bronco game over the past two seasons, mostly as a special teams performer. He is expected to challenge for a starting role as Denver's left inside linebacker in 1983, after working as a reserve at that position in his first two NFL campaigns. Busick had two fumble recoveries in his rookie year, after which he underwent off-season surgery to correct a recurring shoulder problem that had begun in training camp.

COLLEGE: Steve was hampered by injuries during his freshman and sophomore seasons, but he played well as a junior and as a senior earned honorable mention Pac-10 honors. In 1980 he posted 102 tackles, second highest total on the USC defensive unit. Busick closed out his college career with an appearance in the Blue-Gray game.

PERSONAL: He graduated from Temple City (Calif.) HS, where he lettered three times as a linebacker. Steve is single and his hobbies include music, snow skiing, fishing, and when in California, going to the beach.

Professional Record

GAMES PLAYED: 1981 (16), 1982 (9).

GAMES STARTED: None.

ADDITIONAL STATISTICS: Recovered two fumbles for three yards, 1981.

No. 68 RUBIN CARTER Nose Tackle



Birthdate—Dec. 12, 1952
Birthplace—Pompano Beach, Fla.
Residence—Aurora, Colo.
How Acquired—Draft #5b, 1975
College—Miami (Fla.)
High School—Stranahan HS, Ft. Lauderdale, Fla.
Height—6-0
Weight—256
Pro Year—9th
Year with Broncos—9th

Rubin Carter played in every game and started five in 1982, despite being hampered by chronic tendonitis throughout the year. He posted 51 tackles while sharing time at nose tackle with Don Latimer, giving Denver one of the NFL's stronger situations at that position. A very consistent performer since joining the Broncos in 1975, he has missed just one game in his career.

Carter's career tackle total is 790, while his career sack total is 24. Rubin has started 103 of the 114 pro games in which he has played, first winning a starting job midway through his rookie season. Carter has recovered eight fumbles, and he returned one for a touchdown against New England in 1979. Carter gained acclaim in Super Bowl XII when he was credited with six tackles, two assists, two quarterback sacks, and a fumble recovery.

COLLEGE: Rubin was a two-year letterman at the University of Miami (Fla.), and was selected to the Kodak and UPI All-America teams after his senior year. He also was selected his team's MVP on defense in the Hula Bowl. He graduated from Miami with a degree in business administration.

PERSONAL: Rubin is married (Diana), and he has a son, Rubin Andre (5/12/79). He sells both real estate and insurance in the off-season, and is very active in the Fellowship of Christian Athletes and in Pro Athletes Outreach. At Stranahan HS in Ft. Lauderdale, Fla., Carter earned three varsity football letters as a defensive tackle and three as a shot putter in track and field. Rubin lists chess, tennis, ping-pong, swimming, basketball, backgammon, and pool as his hobbies.

Professional Record

GAMES PLAYED: 1975 (14), 1976 (14), 1977 (14), 1978 (16), 1979 (15), 1980 (16), 1981 (16), 1982 (9).

GAMES STARTED: 1975 (7), 1976 (14), 1977 (14), 1978 (16), 1979 (15), 1980 (16), 1981 (16), 1982 (5).

ADDITIONAL STATISTICS: Recovered one fumble, 1976; recovered one fumble, 1978; recovered two fumbles for 10 yards and one touchdown, 1979; recovered two fumbles, blocked PAT, 1980; recovered one fumble, 1981.

No. 79 BARNEY LEWIS CHAVOUS

Defensive End



Birthdate—March 22, 1951

Birthplace—Aiken, S.C.

Residence—Aurora, Colo.

How Acquired—Draft #2, 1973

College—South Carolina State

High School—Schofield HS, Aiken, S.C.

Height—6-3

Weight—258

Pro Year—11th

Year with Broncos—11th

Barney Chavous, the senior member of the Broncos' defensive line corps, has not missed a game or a starting assignment for the past five seasons. One of the steadiest performers on the team, Chavous has had seven campaigns in which he has started every game which Denver has played. In 1982, his 10th NFL campaign, he was in on 62 tackles and led the team in quarterback sacks with five. His career totals now reflect 911 tackles and 51 sacks, along with six fumble recoveries. He was named the Pittsburgh Courier's NFL Defensive Lineman of the Year following the 1978 season, and earned NFLPA Defensive Rookie of the Year honors in 1973.

COLLEGE: Barney was All-Conference and defensive MVP at South Carolina State, where he earned four varsity letters as a defensive end. A three-year starter, he was named All-America by AP, The Football News, and the Pittsburgh Courier, the latter of which also named him collegiate Defensive Lineman of the Year. Chavous capped his college play with appearances in the North-South game, the Senior Bowl, and the Coaches' All-America game. He graduated with a major in physical education.

PERSONAL: Barney is married (Odessa), and they are the

parents of three children, son Shedric (2/10/70), and daughters Jasmine (11/18/76) and Nikeya Monique (6/28/78). At Schofield HS in his hometown of Aiken, S.C., he earned one letter in football, as a linebacker, but lettered twice in track and field as a weight man with the shot and discus. Barney works in real estate and does some farming in the off-season. His hobbies are hunting, fishing, target shooting, and pool.

Professional Record

GAMES PLAYED: 1973 (14), 1974 (14), 1975 (9), 1976 (13), 1977 (13), 1978 (16), 1979 (16), 1980 (16), 1981 (16), 1982 (9).

GAMES STARTED: 1973 (14), 1974 (14), 1975 (9), 1976 (13), 1977 (11), 1978 (16), 1979 (16), 1980 (16), 1981 (16), 1982 (9).

ADDITIONAL STATISTICS: Fumble recoveries—1973 (2), 1974 (2), 1980 (1), 1981 (1); credited with one safety, 1982.

No. 78 BRIAN ERWIN CLARK

Tackle



Birthdate—Sept. 22, 1960

Birthplace—Anderson, S.C.

Residence—St. Petersburg, Fla.

How Acquired—Draft #12, 1982

College—Clemson

High School—Cypress Lake HS, Ft. Myers, Fla.

Height—6-6

Weight—260

Pro Year—2nd

Year with Broncos—2nd

Brian Clark was one of the pleasant surprises of the 1982 training camp, as the young tackle developed well enough to earn a berth on the final roster. Although he did not see any action in regular season play, he came along well as the season progressed.

COLLEGE: Brian was one of the most versatile linemen for the 1981 national champion Clemson Tigers. He earned three letters and twice was named South Carolina player of the week during a college career in which he played tackle, guard, and tight end. In addition to the national championship, he played in the Gator Bowl (1978), the Peach Bowl (1980), and the Orange Bowl (1982), graduating with a degree in mechanical engineering.

PERSONAL: Brian was married (Joyce) in July, 1983 and made his off-season residence in St. Petersburg, Fla. He worked for an engineering firm in Tampa during the off-season. A native of Anderson S.C., Clark earned three letters in football and two as a basketball center at Cypress Lake HS in Ft. Myers, Fla.

Professional Record

GAMES PLAYED: 1982 (0).

No. 59 DARREN COMEAUX *Linebacker*



Birthdate—April 15, 1960
Birthplace—San Diego, Calif.
Residence—San Diego, Calif.
How Acquired—FA, 1982
College—Arizona State
High School—San Diego HS, San Diego, Calif.
Height—6-1
Weight—227
Pro Year—2nd
Year with Broncos—2nd

Darren Comeaux signed with the Broncos as a free agent after the 1982 draft and spent most of the season on the team's injured reserve list, having suffered a stress fracture in his lower right leg during training camp. Comeaux played in the final three games of the season, with most of his action coming on special teams.

COLLEGE: Darren was honorable mention All-Pac 10 and earned Arizona State's Glen Hawkins Sportsmanship Award as a senior linebacker for the Sun Devils. He lettered at Arizona State in 1980 and 1981 after transferring from San Diego Mesa JC.

PERSONAL: Darren is single and makes his off-season home in his native San Diego, where he is pursuing a degree in business administration at San Diego State. He also spent much of the off-season working as a youth counselor for the Southeast Involvement Program in San Diego. He lettered twice each in football, basketball, and track at San Diego HS. Darren likes to play racquetball and basketball in his spare time.

Professional Record

GAMES PLAYED: 1982 (3).

GAMES STARTED: None.

No. 17 STEVE DeBERG *Quarterback*



Birthdate—Jan. 19, 1954
Birthplace—Oakland, Calif.
Residence—Littleton, Colo.
How Acquired—Trade with San Francisco, 1981
College—San Jose State
High School—Savanna HS, Anaheim, Calif.
Height—6-3
Weight—205
Pro Year—7th
Year with Broncos—3rd

Steve DeBerg earned a promotion to the role of starting quarterback for the Broncos last year and will enter the 1983 training camp with that designation. He played in every game and started five, finishing eighth among AFC passers with a rating of 67.2. DeBerg completed 131 of 223 attempts, a 58.7 percentage, for 1,405 yards and seven touchdowns. His best game of the season, and best as a Bronco, came at Los Angeles against the Rams when he completed 23 of 31 for 307 yards and two TDs, at one point completing 17 straight passes to tie the NFL record. He completed his first pass the following week against Kansas City to set a new pro record (since broken) of 18 consecutive pass completions. Acquired from San Francisco in exchange for a future draft choice less than one week prior to the 1981 regular season, he

played in nine games for Denver that year and started once, going 21 for 34 for 305 yards and two TDs at Cincinnati. DeBerg's two-year completion percentage of 58.9 is the Denver career record among all-time Bronco quarterbacks. Drafted by Dallas in the 10th round of the 1977 draft, he was a late cut of the Cowboys and subsequently signed with the San Francisco 49ers as a free agent. He was on the 49ers roster for five games in 1977, but did not play. In 1978 he started 11 games, sat out four with a wrist injury, and ended the season with a knee injury that required surgery. DeBerg recovered to have a record-setting campaign in 1979, a season in which he set a San Francisco team record with 3,652 passing yards and set an NFL record for completions and attempts (347 of 578), playing every game and starting 15. In 1980 with the 49ers he came back from an early season voice problem, caused by a blow to the throat during preseason play, to finish with 1,998 passing yards.

COLLEGE: Steve set nine school records at San Jose State in just one season as a starter. His 1976 statistics for the Spartans included 141 completions in 262 attempts for 2,084 yards, 19 touchdowns and a 53.8 completion percentage. He was named Pacific Coast Athletic Association Offensive Player of the Year as a senior. DeBerg transferred to San Jose State from Fullerton Junior College, where he was a JC All-America. In 1980 he finished his BS degree studies at San Jose State.

PERSONAL: Steve and his wife Marcia have two children, daughter Amy Marie (2/15/80) and son Andrew Mitchell (3/30/83), and the family resides in Littleton, Colo. Born in Oakland, DeBerg grew up in Southern California and graduated from Savanna HS in Anaheim. Steve's hobbies include tennis, sailing, and skiing.

Professional Record

Year	Club	PASSING						
		Games	Starts	Att.	Comp	Pct.	Yds.	TD Int.
1977	San Francisco	0	0	0	0	.000	0	0 0
1978	San Francisco	12	11	302	137	45.4	1570	8 22
1979	San Francisco	16	15	578	347	60.0	3652	17 21
1980	San Francisco	11	9	321	186	57.9	1998	12 17
1981	Denver	14	1	108	64	59.3	797	6 6
1982	Denver	9	5	223	131	58.7	1405	7 11
TOTALS		62	41	1532	865	56.5	9422	50 77

Year	Club	RUSHING			
		Att.	Yds.	Avg.	TD
1977	San Francisco	0	0	0	0
1978	San Francisco	15	20	1.3	1
1979	San Francisco	17	10	0.6	0
1980	San Francisco	6	-2	-0.3	0
1981	Denver	9	40	4.4	0
1982	Denver	8	27	3.4	1
TOTALS		55	95	1.7	2

ADDITIONAL STATISTICS: Fumbled nine times for minus five yards and recovered two fumbles, 1978; fumbled six times for minus 17 yards and recovered two fumbles, 1979; fumbled four times for minus six yards, 1980; fumbled twice, 1981; fumbled four times, 1982.

No. 55 RICK STEVEN DENNISON

Linebacker



Birthdate—June 22, 1958
Birthplace—Kalispel, Mont.
Residence—Fort Collins, Colo.
How Acquired—FA, 1982
College—Colorado State
High School—Rocky Mountain HS,
 Fort Collins, Colo.
Height—6-2
Weight—215
Pro Year—2nd
Year with Broncos—2nd

Rick Dennison finally got a taste of NFL action last year after having been in three pro camps since 1980. He is a fine athlete who played in every game for the Broncos, with most of his action coming on special teams. Dennison had a free agent tryout with the Buffalo Bills in 1980 and with Denver the following year, finally joining the Broncos after the Bills again cut him, this time just prior to the regular season in 1982.

COLLEGE: Rick was a second team Academic All-America at Colorado State University, where he played tight end for the Rams from 1976-79, graduating with a degree in civil engineering. He earned three letters at CSU.

PERSONAL: Rick is a native of Kalispel, Mont., and graduated from Rocky Mountain HS in Fort Collins, Colo., where he lettered twice each in football, basketball, and baseball. He received a master's degree in civil engineering in the spring of 1982, specializing in fluid mechanics. Rick likes fishing and music.

Professional Record

GAMES PLAYED: 1982 (9).
GAMES STARTED: 1982 (0).

No. 85 RON EGLOFF

Tight End



Birthdate—Oct. 3, 1955
Birthplace—Plymouth, Mich.
Residence—Denver, Colo.
How Acquired—FA, 1977
College—Wisconsin
High School—Plymouth Salem HS,
 Plymouth, Mich.
Height—6-5
Weight—235
Pro Year—7th
Year with Broncos—7th

Ron Egloff had another fine season in 1982, playing every game and leading Denver's tight ends in receptions with 10. Egloff played primarily in two-tight end situations and is involved in a great deal of movement in the Bronco offense. He had his best season in 1981, catching 17 passes for 231 yards and one score. Egloff has missed just one game over the last four years, and he has earned considerable playing time during the last two seasons. He has started 15 games for the Broncos.

COLLEGE: Ron earned four varsity letters at Wisconsin, all as a tight end. He majored in sociology.

PERSONAL: Ron and his wife Julee have a son, Dayton Barry (3/26/83), and the family makes its home in Denver. At Plymouth Salem HS in his hometown of Plymouth, Mich., he was a nine-letter man, earning three as a tight end in football, three as a basketball forward, and three as a first baseman on the baseball team.

Professional Record

RECEIVING

Year	Club	Games	Starts	No.	Yds.	Avg.	TD
1977	Denver	13	0	2	27	13.5	0
1978	Denver	8	0	4	33	8.3	1
1979	Denver	15	4	5	70	14.0	0
1980	Denver	16	4	4	85	14.4	0
1981	Denver	16	6	17	231	13.6	1
1982	Denver	9	1	10	96	9.6	0
TOTALS		77	15	44	542	12.3	2

ADDITIONAL STATISTICS: Returned one kickoff for no yards, 1979; returned one kickoff for seven yards, fumbled twice, recovered one fumble for six yards, 1981.

No. 56 LARRY EUGENE EVANS

Linebacker



Birthdate—July 11, 1953
Birthplace—Mountrose, Miss.
Residence—Denver, Colo.
How Acquired—Draft #14, 1976
College—Mississippi College
High School—Biloxi HS, Biloxi, Miss.
Height—6-2
Weight—220
Pro Year—8th
Year with Broncos—8th

Larry Evans started every game for the second straight year in 1982 and once again was the fourth leading tackler on the Bronco defense, posting 80 tackles to go along with his total of 125 the previous season. He ran his consecutive games played streak to 101, and has not missed a game in seven years with Denver. Before taking over as one of the club's starting inside linebackers, Evans demonstrated his versatility by playing at all four of the linebacking positions at one time or another.

COLLEGE: Larry earned four letters as a linebacker at Mississippi College, was named defensive MVP as a sophomore, and earned the school's outstanding senior athlete award. He graduated with a degree in education.

PERSONAL: Larry has two children, son Chavous (4/4/78) and daughter Amaris Esteola (11/28/80). Chavous is named for Denver defensive end Barney Chavous. In high school at Biloxi, Evans earned four football letters as a defensive end and one in basketball as a forward.

Professional Record

INTERCEPTIONS

Year	Club	Games	Starts	No.	Yds.	Avg.	TD
1976	Denver	14	0	0	0	0	0
1977	Denver	14	0	1	0	0	0
1978	Denver	16	0	0	0	0	0
1979	Denver	16	4	0	0	0	0
1980	Denver	16	12	1	13	13.0	0
1981	Denver	16	16	1	1	1.0	0
1982	Denver	9	9	0	0	0.0	0
TOTALS		101	41	3	14	4.7	0

ADDITIONAL STATISTICS: Recovered two fumbles, 1976; blocked one kick, 1979; recovered one fumble, 1981.

No. 43 STEPHEN JAMES (Steve) FOLEY

Safety



Birthdate—Nov. 11, 1953
Birthplace—New Orleans, La.
Residence—New Orleans, La.
How Acquired—Draft #8, 1975
College—Tulane
High School—Jesuit HS, New Orleans, La.
Height—6-2
Weight—190
Pro Year—7th
Year with Broncos—7th

Steve Foley will be attempting to come back from an injury in 1983, having broken his right forearm in a goal line collision with San Diego wide receiver Wes Chandler on opening day last year. He is expected to make a full recovery by the start of training camp. Prior to 1982, Foley had been Denver's interception leader for four straight seasons and in 1981 picked off five passes in his first full year as a free safety. He now has a career total of 28 interceptions, third in team history behind Goose Gosnolin and Bill Thompson. His shift to free safety for the eighth game of the 1980 campaign marked the second position change of his career—he was a college quarterback at Tulane. Drafted by the Broncos in 1975, he opted instead for the WFL as a quarterback, eventually was shifted to the defensive backfield at Jacksonville, and subsequently came to Denver as an experienced defender. Foley did not miss a game from 1978-81 and was named to UPI's All-AFC team after the 1978 season.

COLLEGE: Steve lettered three times as a quarterback at Tulane and led the Green Wave to the 1973 Blue Bonnet Bowl. He holds Tulane's individual career total offense record and graduated with a degree in business.

PERSONAL: Steve and his wife Cindy have a son, David (5/24/82) and make their off-season home in his native New Orleans. He comes from a large family, with 12 brothers and sisters. At Jesuit HS in New Orleans, Foley was a two-year letterman at quarterback and earned two track letters as a long jumper, high jumper, and javelin thrower. Steve lists hunting, fishing, tennis and "most outdoor sports" as hobbies.

Professional Record

Year	Club	INTERCEPTIONS						PUNT RETURNS			
		Games	Starts	No.	Yds.	Avg.	TD	No.	Yds.	Avg.	TD
1976	—Denver.....	14	6	4	95	23.8	0	5	42	8.4	0
1977	—Denver.....	13	13	3	22	7.3	0		None		
1978	—Denver.....	16	16	6	84	14.0	0		None		
1979	—Denver.....	16	15	6	14	2.3	0		None		
1980	—Denver.....	16	16	4	115	28.8	0		None		
1981	—Denver.....	16	13	5	81	16.2	0		None		
1982	—Denver.....	1	1	0	0	0.0	0		None		
TOTALS.....		92	80	28	411	14.7	0	5	42	8.4	0

ADDITIONAL STATISTICS: Fumbled once, 1976; rushed once for 14 yards, 1978; fumbled once, 1979; recovered one fumble, 1981.

No. 62 THOMAS JOSEPH (Tom) GLASSIC

Guard



Birthdate—April 17, 1954
Birthplace—Elizabeth, N.J.
Residence—Littleton, Colo.
How Acquired—Draft #1, 1976
College—Virginia
High School—Watchung Hills Regional HS, Warren, N.J.
Height—6-3
Weight—260
Pro Year—8th
Year with Broncos—8th

Tom Glassic this year enters his eighth season with the unusual distinction of having started every game in which he has played over seven years with the Denver Broncos. He started all nine contests last year to bring his career total to 93 in seven regular season campaigns. He has become a fixture at left guard for the Broncos. Only the second offensive lineman ever drafted and signed in the first round by Denver (Marv Montgomery was the first in 1971), Glassic played much of the 1980 season with a broken hand, missing three games that year due to the injury. He also missed three games due to injury in 1978.

COLLEGE: Tom was an All-Conference selection while lettering four times at left guard for the University of Virginia. He played in both the College All-Star game and the Senior Bowl. Glassic was a Dean's list student and graduated with a degree in English.

PERSONAL: An avid student of military history, especially the Napoleonic Wars, Glassic possesses a valuable collection of miniature soldiers and has done special television appearances and programs about his avocation. Tom's personal collection numbers more than 10,000 miniature soldiers, and he spends much of his free time visiting with other hobbyists. Single, he lists "general housekeeping" as his off-season occupation.

Professional Record

GAMES PLAYED: 1976 (14), 1977 (14), 1978 (11), 1979 (16), 1980 (13), 1981 (16) 1982 (9).
GAMES STARTED: 1976 (14), 1977 (14), 1978 (11), 1979 (16), 1980 (13), 1981 (16) 1982 (9).
ADDITIONAL STATISTICS: Recovered one fumble, 1977, 1978, 1979, 1980, 1981, and 1982.

No. 53 RANDY CHARLES GRADISHAR

Linebacker



Birthdate—March 3, 1952
Birthplace—Warren, Ohio
Residence—Littleton, Colo.
How Acquired—Draft #1, 1974
College—Ohio State
High School—Champion HS, Champion, Ohio
Height—6-3
Weight—230
Pro Year—10th
Year with Broncos—10th

Randy Gradishar once again led all Bronco defenders in tackles in 1982, marking the eighth consecutive year in which he has accomplished that feat. Last year's total was 151, earning Gradishar his sixth Pro Bowl appearance, a Denver record for all-star game representation by a single player. His career tackle total

now is up to 1,825, by far the highest published total in football over the past nine seasons. Last year Gradishar started all nine games and now has played in 129 consecutive games, never having missed a contest in his nine pro campaigns. Randy has missed just one starting assignment since his rookie year. He has accounted for 29 turnovers as a pro, including 19 interceptions and 10 fumble recoveries, and holds the club record for the longest interception return in Bronco annals, a 93-yarder for a touchdown at Cleveland in 1980. That marks one of the four TDs which he has scored in the NFL. In addition to his Pro Bowl status in 1982, Gradishar was named All-NFL by the Football Digest and made UPI's All-AFC squad. Following the 1978 season Gradishar was named All-NFL in virtually every poll taken and was named Defensive Player of the Year by AP, UPI, Pro Football Weekly, and NEA (George Halas Award). His teammates voted him Denver's defensive MVP in 1978 and 1980. Randy has been named either All-NFL or All-AFC by a major press service or publication for six consecutive seasons.

COLLEGE: Randy was described by former Ohio State coach Woody Hayes as "the best linebacker I ever coached at Ohio State." He started for three years for the Buckeyes and was named to every All-America Team following his senior season, concluding his career with appearances in the Hula Bowl and the Coaches' All-America game. Gradishar was a member of two Rose Bowl teams at Ohio State, was an Academic All-America selection, and graduated with a degree in distributive education.

PERSONAL: Randy and his wife Janet are the parents of two daughters, Paige (11/15/77) and Meredith (11/12/81), and the family resides in the Denver suburb of Littleton. He is a leader in the Fellowship of Christian Athletes and also has worked with the Chuck Colson Prison Ministry. Randy is on the executive committee of Denver Focus on the Family, and spent the off-season working as a marketing trainee for the American Home Security Company.

Professional Record

Year	Club	INTERCEPTIONS					
		Games	Starts	No.	Yds.	Avg.	TD
1974	Denver	14	4	0	0	0	0
1975	Denver	14	14	3	77	25.7	1
1976	Denver	14	14	3	44	14.7	1
1977	Denver	14	14	3	56	18.7	0
1978	Denver	16	16	4	19	4.8	0
1979	Denver	16	15	0	0	0	0
1980	Denver	16	16	2	96	38.0	1
1981	Denver	16	16	4	38	9.5	0
1982	Denver	9	9	0	0	0.0	0
TOTALS		129	118	19	330	17.4	3

ADDITIONAL STATISTICS: Recovered one fumble, 1975 and 1976; recovered four fumbles for 33 yards and fumbled once, 1977; recovered two fumbles for 30 yards and one touchdown and fumbled once, 1978; recovered one fumble for 8 yards, 1979; recovered one fumble, 1982.

No. 31 MICHAEL (Mike) HARDEN

Safety



Birthdate—Feb. 16, 1958
Birthplace—Memphis, Tenn.
Residence—Aurora, Colo.
How Acquired—Draft #5a, 1980
College—Michigan
High School—Central HS, Detroit Mich.
Height—6-1
Weight—192
Pro Year—4th
Year with Broncos—4th

Mike Harden began the 1982 season as Denver's nickel back and became the club's starting free safety in the second week of the season, starting four games before a knee sprain sustained in practice forced him to miss the campaign's final four games. Harden played in five games and was in on 51 tackles, in addition to making two interceptions and recovering a fumble. Along with Jim Ryan, he also was a co-captain of Denver's special teams. He played in every game of his first two pro seasons, primarily as a valuable special teams performer, making his first three starts late in the 1981 campaign. Harden was second on the club in kickoff returns with 11 in 1981 and had a key fumble recovery to set up a touchdown in the Broncos' 42-24 victory over San Diego that year.

COLLEGE: Mike was All-Big Ten in 1978 and 1979, closing out his college career with an appearance in the Japan Bowl. A four-year letterman at Michigan, Harden led Wolverine defensive backs in tackles with 50 as a senior and posted seven career interceptions. He also returned punts in college, handling 24 for a 7.4 average, and graduated from Michigan with a degree in social studies.

PERSONAL: Mike is single and makes his off-season home in the Denver suburb of Aurora, and is very active in various community youth programs. He has worked with the Detroit police department as a youth counselor. Harden has taken law courses at the University of Michigan, and during the past off-season took courses at the University of Denver in pursuit of a law degree. He once worked in the sports department of Detroit television WXYZ-TV, and Mike's interests include travel, sports cars, fashion modeling, and horticulture.

Professional Record

Year	Club	INTERCEPTIONS						PUNT RETURNS			
		Games	Starts	No.	Yds.	Avg.	TD	No.	Yds.	Avg.	TD
1980	Denver	16	0	0	0	0	0	2	36	18.0	0
1981	Denver	16	3	2	34	17.0	0	0	0	0	0
1982	Denver	5	4	2	3	1.5	0	0	0	0	0
TOTALS		37	7	4	37	9.2	0	2	36	18.0	0

KICKOFF RETURNS

Year	Club	No.	Yds.	Avg.	TD
1980	Denver	12	214	17.8	0
1981	Denver	11	178	16.2	0
1982	Denver	0	0	0	0
TOTALS		23	392	17.0	0

ADDITIONAL STATISTICS: Fumbled once, 1980; recovered one fumble, 1981; recovered one fumble for 13 yards, 1982.

No. 60 PAUL EUGENE HOWARD

Guard



Birthdate—Sept. 12, 1950
Birthplace—San Jose, Calif.
Residence—Redding, Calif.
How Acquired—Draft #3a, 1973
College—Brigham Young
High School—Central Valley HS, Central Valley, Calif.
Height—6-3
Weight—260
Pro Year—10th
Year with Broncos—10th

Paul Howard played in every game at his customary right guard spot in 1982, his ninth full season in the Denver organization. Howard now has played 124 games at guard for the Broncos since joining the club as a third round draft choice in 1973. Paul first earned a starting job halfway through the 1974 season and has been a fixture at right guard ever since, with the exception of the 1976 campaign, which he missed with a back injury.

COLLEGE: Paul earned three varsity letters during an outstanding career at BYU. He was first team All-WAC, played in the Senior Bowl and the East-West Shrine Game, and was selected for the Coaches' All-America and College All-Star games after his senior season. Howard played defensive end for two years in college before switching to the offensive line. A dedicated weight lifter, he set Utah State records for the bench press, squat, and dead lift.

PERSONAL: Paul and his wife Kathy have two daughters, Nicole and Melissa. At Central Valley HS in northern California he earned varsity letters in football as a guard, in basketball as a forward, and in track and field as a weight man.

Professional Record

GAMES PLAYED: 1973 (14), 1974 (14), 1975 (14), 1976 (Injured reserve), 1977 (14), 1978 (13), 1979 (16), 1980 (14), 1981 (16), 1982 (9).

GAMES STARTED: 1973 (0), 1974 (5), 1975 (14), 1977 (13), 1978 (13), 1979 (16), 1980 (14), 1981 (15), 1982 (0).

ADDITIONAL STATISTICS: Recovered one fumble, 1975 and 1977.

No. 28 ROGER JACKSON

Cornerback



Birthdate—Feb. 28, 1959
Birthplace—Macon, Ga.
Residence—Denver, Colo.
How Acquired—FA, 1982
College—Bethune-Cookman
High School—Central HS, Macon, Ga.
Height—6-0
Weight—186
Pro Year—2nd
Year with Broncos—2nd

Roger Jackson played in every game of his rookie season, mostly as a special teams performer, although he did get in on five tackles in limited duty as a cornerback. Signed as a free agent following the 1982 college draft, Jackson earned a spot on the regular season roster with his aggressive special teams play and his ability to perform at several positions in the defensive backfield.

COLLEGE: Roger earned four letters and made All-SIAC as a defensive back at Bethune-Cookman College in Daytona Beach, Fla. He also returned punts for the Wildcats, was a team captain in football, and competed in track as a long jumper, winning two letters. Jackson graduated from Bethune-Cookman with a degree in physical education.

PERSONAL: Roger has a daughter, Andrika (10/21/77), and makes his off-season home in Denver, where he worked as a physical therapist aide. Jackson graduated from Central HS in his native Macon, Ga., where he lettered three times each in football and track and once in basketball. His hobbies include drag racing and horseback riding.

Professional Record

GAMES PLAYED: 1982 (9).

GAMES STARTED: None.

ADDITIONAL STATISTICS: Recovered one fumble, 1982.

No. 57 TOM JACKSON

Linebacker



Birthdate—April 4, 1951
Birthplace—Cleveland, Ohio
Residence—Denver, Colo.
How Acquired—Draft #4, 1973
College—Louisville
High School—John Adams HS, Cleveland, Ohio
Height—5-11
Weight—220
Pro Year—11th
Year with Broncos—11th

Tom Jackson was named by his teammates as the Broncos' most inspirational player for the second consecutive season in 1982, a campaign in which he started every game for the third straight year and finished second only to fellow linebacker Randy Gradishar in tackles with 86. Last year Jackson made his 19th career interception, a figure which ties him with Gradishar for the all-time club record among linebackers. A big play performer throughout his Bronco career, Jackson has returned three interceptions for touchdowns in the NFL, including a 73-yarder to clinch a critical win against Baltimore in 1977. His total of seven interceptions in 1976 is Denver's single season record by a linebacker, and Tom's career interception return yardage of 340 and his return average of 17.9 both are club highs by a linebacker. Jackson has made three appearances in the Pro Bowl (1977, 1978, and 1979) had has been named All-Pro twice (1977 and 1978). He was named by his teammates as Denver's defensive most valuable player in 1974, 1976, and 1977.

COLLEGE: Tom was one of the most publicized players in the history of the University of Louisville, having made All-Missouri Valley Conference for three consecutive years, and being named to the Walter Camp All-America team. Tom was also named the Missouri Valley Conference Player of the Year twice, as a sophomore in 1970 and again as a senior in 1972. He played in the American Bowl and Blue-Gray game following his senior season. Jackson majored in business.

PERSONAL: Tom lists chess, pool, and swimming as his hobbies. As a high school athlete at John Adams HS in Cleveland, Jackson earned two letters in football as a linebacker, two in baseball, and three in wrestling.

Professional Record

INTERCEPTIONS

Year	Club	Games	Starts	No.	Yds.	Avg.	TD
1973	Denver	8	4	0	0	0.0	0
1974	Denver	13	12	1	39	39.0	0
1975	Denver	14	14	2	0	0.0	0
1976	Denver	14	14	7	136	19.4	1
1977	Denver	13	13	4	95	23.8	1
1978	Denver	16	16	3	28	9.3	1
1979	Denver	13	13	1	34	34.0	0
1980	Denver	16	16	0	0	0.0	0
1981	Denver	16	16	0	0	0.0	0
1982	Denver	9	9	1	8	8.0	0
TOTALS		132	127	19	340	17.9	3

ADDITIONAL STATISTICS: Fumbled once and recovered two fumbles, 1976; fumbled once, 1977; recovered two fumbles for 70 yards, 1979; recovered one fumble, 1981.

No. 75 RULON KENT JONES

Defensive End



Birthdate—March 25, 1958
Birthplace—Salt Lake City, Utah
Residence—Thornton, Colo.
How Acquired—Draft #2, 1980
College—Utah State
High School—Weber HS, Ogden, Utah
Height—6-6
Weight—260
Pro Year—4th
Year with Broncos—4th

Rulon Jones started every Denver game at right defensive end for the second straight year and led all Bronco defensive linemen in tackles with 64, also recording two quarterback sacks in 1982. Jones now has 23 sacks in three seasons and is solidly entrenched as one of the team's defensive starters. He had 9½ sacks in 1981 and in the previous season earned All-Rookie honors (UPI, Pro Football Weekly) as he paced the squad with 11½ sacks, the most by any Bronco since 1971. Jones had 71 tackles in 1981 and 82 in his rookie campaign, giving him a three-year total of 217. Denver's first pick in the 1980 draft, he has not missed a game as a professional. Rulon's best single-game performance was against Oakland at Denver in 1980, when he recorded three sacks and seven tackles.

COLLEGE: Rulon was a four-year letterman and starter at Utah State, where he missed only one game during his collegiate career. In 1979 he was selected to second team spots on both the AP and NEA All-America squads and was named honorable mention by UPI. As a senior he was All-Pacific Coast Athletic Assn. and was named PCAA Defensive Player of the Year. Rulon's best college performance was a game against Fresno State in which he posted 15 tackles and three sacks. Jones played in the East-West Shrine Game and the Senior Bowl.

PERSONAL: Rulon and his wife Kathy have two sons, Garett (4/4/78) and Dalton (1/23/81), and the family makes its home in Thornton, Colo. At Weber HS in Ogden, Utah, he earned two letters each in football and basketball. Rulon loves to hunt and fish, and his hobbies include oil painting, particularly Western art, and sculpting.

Professional Record

GAMES PLAYED: 1980 (16), 1981 (16), 1982 (9).

GAMES STARTED: 1980 (3), 1981 (16), 1982 (9).

ADDITIONAL STATISTICS: Recovered one fumble, credited with one safety, 1980; recovered one fumble, 1981.

No. 3 RICHARD JOHN (Rich) KARLIS

Kicker



Birthdate—May 23, 1959
Birthplace—Salem, Ohio
Residence—Denver, Colo.
How Acquired—FA, 1982
College—Cincinnati
High School—Salem HS, Salem, Ohio
Height—6-0
Weight—180
Pro Year—2nd
Year with Broncos—2nd

Rich Karlis was named to the Football Digest All-Rookie team to cap an outstanding first year performance in which he connected on his first 11 field goal attempts and led the AFC in field goal percentage with an .846 mark. A barefoot, soccer-style kicker, Karlis emerged from a 478-player free agent walk-on camp in May of 1982 to win the kicking job. He was 15 for 16 on extra point attempts and led the Broncos in scoring. He was in the Houston Oilers training camp in 1981.

COLLEGE: Rich earned three letters at Cincinnati and led the Bearcats in scoring as a senior with 41 points, including 12 extra points and 10 of 15 field goal attempts, including six from beyond the 40-yard line. Primarily a kickoff specialist as a Sophomore and junior, Karlis had a successful 50-yard field goal attempt as a senior. He has his degree in economics from Cincinnati.

PERSONAL: Single, Rich resides in Denver. He worked for Phil Lang Ford of Colorado Springs during the off-season. He is a graduate of Salem HS in his native Salem, Ohio.

Professional Record

Year	Club	CONVERSIONS			FIELD GOALS		
		Games	No.-Att.	Pct.	No.-Att.	Pct.	Points
1982	Denver	9	15-16	.937	11-13	.846	48
TOTALS		9	15-16	.937	11-13	.846	48

No. 76 KENNETH WAYNE (Ken) LANIER

Tackle



Birthdate—July 8, 1959
Birthplace—Columbus, Ohio
Residence—Denver, Colo.
How Acquired—Draft #5, 1981
College—Florida State
High School—Marion Franklin HS, Columbus, Ohio
Height—6-3
Weight—269
Pro Year—3rd
Year with Broncos—3rd

Ken Lanier took over as the Broncos' starting right tackle last year and showed great promise for the future as a member of Denver's offensive line. He emerged as the fulltime starter at his position after a rookie season in which he had limited playing time, seeing action in eight games and starting one. He was named as Denver's offensive player of the game for the only start of his rookie year, which came against the Cleveland Browns in place of the injured Claudie Minor.

COLLEGE: Ken was known as the "Ironman" of Florida State's team because of his string of 46 consecutive games started during his four-year Seminole career. He was named to several All-

America teams during his junior and senior seasons. In addition to his football career at FSU, Lanier performed weight duty for the Seminole track team and holds the school record in the shot put with a heave of 60'2". He was the Metro Conference champion in that event in his junior and senior years. Ken closed out his college football career with an appearance in the Senior Bowl, and graduated from Florida State with an industrial arts degree.

PERSONAL: Ken is single and resides in Denver, where he spent the off-season working as a sales representative for a local Chrysler dealership. A Columbus, Ohio native, he earned All-Ohio honors and three letters each in football and track at Marion Franklin HS in his hometown. Lanier set the Ohio state record with a heave of 66'5" in the shot put as a senior.

Professional Record

GAMES PLAYED: 1981 (8), 1982 (9).

GAMES STARTED: 1981 (1), 1982 (9).

ADDITIONAL STATISTICS: Recovered one fumble, 1982.

No. 72 DON BERTSTROM LATIMER

Nose Tackle



Birthdate—March 1, 1955

Birthplace—Fort Pierce, Fla.

Residence—Aurora, Colo.

How Acquired—Draft #1, 1978

College—Miami (Fla.)

High School—Fort Pierce Central HS,
Fort Pierce, Fla.

Height—6-2

Weight—265

Pro Year—6th

Year with Broncos—6th

Don Latimer alternated with Rubin Carter as Denver's starting nose tackle in the Broncos' 3-4 defense last year, playing in every game and starting four. He was in on 48 tackles and posted a quarterback sack in 1982. In 1981 Latimer shared the defensive line's Gold Star award made by the Broncos' defensive coaching staff, and was in on 71 tackles in both 1980 and 1981. He missed two games due to injury in 1980 but has played in every game since then. Latimer scored a touchdown in 1981, intercepting a Jim Zorn pass and returning it 15 yards for a score against Seattle. Like Denver's other nose tackle, Rubin Carter, he played college football at Miami (Florida).

COLLEGE: Don lettered four times at the University of Miami (Fla.), where he played for former Bronco coach Lou Saban. He capped his college career with appearances in the Blue-Gray Game and Senior Bowl, graduating with a degree in physical education.

PERSONAL: Don and his wife Cynthia have a daughter, Siobhan (4/7/81), and a son, Don, Jr. (7/4/82). At Central HS in Fort Pierce, Florida he earned three letters each in football, basketball, and track. Latimer was a prep All-American in basketball and a sprinter in track, with a 22.2 time in the 220-yard dash.

Professional Record

GAMES PLAYED: 1978 (14), 1979 (15), 1980 (14), 1981 (16), 1982 (9).

GAMES STARTED: 1979 (1), 1982 (4).

ADDITIONAL STATISTICS: Recovered one fumble for four yards, 1979; intercepted a pass and returned it 15 yards for a TD, 1980; recovered one fumble, 1981.

No. 41 ROB WILLIAM LYTLE

Running Back



Birthdate—Nov. 12, 1954

Birthplace—Fremont, Ohio

Residence—Fremont, Ohio

How Acquired—Draft #2, 1977

College—Michigan

High School—Fremont-Ross HS,
Fremont, Ohio

Height—5-11

Weight—195

Pro Year—7th

Year with Broncos—7th

Rob Lytle played in every game last year and was one of the Broncos' best special teams performers, being named by his teammates as Denver's most valuable player on that unit. He blocked two punts, one in each of Denver's 1982 victories, and recovered one fumble as well. Last year he made the conversion to fullback and played a reserve role there while becoming accustomed to the new position. Despite numerous injuries as a professional, including several requiring surgery on both shoulders and both knees, Lytle has missed only five games in six years and none since 1979. His career rushing yardage of 1,451 is fifth in Denver history. He was very effective as a short yardage back in 1981, scoring five touchdowns to rank second on the team, despite handling the ball only 36 times. The best game of his career was against Green Bay in 1978, when Lytle ran for 110 yards and one TD in 16 carries against the Packers.

COLLEGE: Rob was a unanimous All-America selection during his great career at Michigan. He won the Big 10 rushing title as well as the league's all-purpose running championship (including kick returns), and was described by Michigan coach Bo Schembechler as "the greatest back I've ever coached or been around." He was third in 1977 Heisman Trophy voting, and as a senior ran 203 times for 1,402 yards, a 6.9 average, and scored 13 TDs, capping his career with a Hula Bowl appearance.

PERSONAL: Rob and his wife Tracy are the parents of a daughter, Erin (4/12/80). The family makes its off-season home in Lytle's hometown of Fremont, Ohio, where he is involved in the family clothing business.

Professional Record

Year	Club	RUSHING						RECEIVING			
		Games	Starts	Att.	Yds.	Avg	TD	No.	Yds.	Avg.	TD
1977	—Denver.....	14	4	104	408	3.9	1	17	198	11.6	1
1978	—Denver.....	13	7	81	341	4.2	2	6	37	6.2	0
1979	—Denver.....	15	12	102	371	3.6	4	13	93	7.1	0
1980	—Denver.....	16	0	57	223	3.9	1	18	177	9.8	0
1981	—Denver.....	16	0	30	106	3.5	4	6	47	7.8	1
1982	—Denver.....	9	0	2	2	1.0	0	1	10	10.0	0
TOTALS.....		83	23	376	1,451	3.9	12	61	562	9.2	2

ADDITIONAL STATISTICS: Fumbled once, returned one kickoff for 14 yards, 1977; recovered one fumble for -3 yards, 1978; fumbled once, recovered three fumbles, 1979; fumbled once, returned one kickoff for 19 yards, 1980; fumbled once, returned five kickoffs for 80 yards, 1981; recovered one fumble, blocked two punts, 1982.

No. 83 WADE RONALD ARTHUR MANNING

Wide Receiver



Birthdate—July 25, 1955
Birthplace—Meadville, Pa.
Residence—Denver, Colo.
How Acquired—Trade with Buffalo, 1981
College—Ohio State
High School—Shaker Heights HS, Shaker Heights, Ohio
Height—5-11
Weight—190
Pro Year—4th
Year with Broncos—3rd

Wade Manning led the Denver Broncos and finished fifth in the AFC in kickoff returns with his 23.1 yard average in 1982, the second straight year in which he was the club's kickoff return leader. He was utilized as the third wide receiver in passing situations for the Broncos last year. Acquired from Buffalo in exchange for an eighth round draft choice just prior to the 1981 regular season, the former Ohio State centerfielder not only made the conversion from cornerback to wide receiver, but also led the club in punt returns with 378 yards and a 9.2 average, sixth best mark in the AFC. Manning did not play college football, but earned a spot on the Dallas roster as a free agent cornerback and return specialist in 1979, playing nine games for the Cowboys. He was on injured reserve in 1980, after having had cartilage surgery on his right knee.

COLLEGE: Wade was a three-year centerfielder for Ohio State, batting .325 with a team-leading six home runs and a school record 23 stolen bases to earn All-Big 10 honors as a senior. He stole 44 bases in his career.

PERSONAL: Wade and his wife Emma Jean reside in Denver. He has a son, Jason Wade (10/27/78). An outstanding baseball player at Shaker Heights (Ohio) HS, Manning was drafted by the Cleveland Indians out of high school and by the Pittsburgh Pirates in 1976. Prior to his pro career, the last time he played football was as a 5-1, 135-pound high school safety. Wade is active in the Fellowship of Christian Athletes, and spoke to many Christian and youth groups in the off-season.

Professional Record

Year	Club	Games	PUNT RETURNS					KICKOFF RETURNS			
			Starts	No.	Yds.	Avg.	TD	No.	Yds.	Avg.	TD
1979	Dallas	9	0	10	55	5.5	0	7	145	20.7	0
1980	Dallas				Injured Reserve						
1981	Denver	16	0	41	378	9.2	0	26	514	19.8	0
1982	Denver	9	0	0	0	0.0	0	15	346	23.1	0
TOTALS		34	0	51	433	8.5	0	48	1,005	20.9	0

Year	Club	No.	Yds.	Avg.	TD
1981	Denver	3	49	16.3	0
1982	Denver	3	46	15.3	0
TOTALS		6	95	15.8	0

ADDITIONAL STATISTICS: Fumbled once, 1979; fumbled three times, 1981.

No. 66 BRISON MANOR, JR.

Defensive End



Birthdate—Aug. 10, 1952
Birthplace—Bridgeton, N.J.
Residence—North Little Rock, Ark.
How Acquired—FA, 1976
College—Arkansas
High School—Bridgeton HS, Bridgeton N.J.
Height—6-4
Weight—248
Pro Year—7th
Year with Broncos—7th

Brison Manor last year played in every game for the fourth straight season and was used primarily in pass-rush situations for the Broncos. He was in on 20 tackles and had two quarterback sacks, giving him the distinction of pacing all non-starters in sacks for the second straight season. Manor was originally drafted in the 15th round of the 1975 draft by the New York Jets, but was waived by the Jets and signed with the Broncos in 1976, sitting out that season on injured reserve. A good pass rusher, his best day in that capacity came at Seattle in 1981, when he sacked quarterback Jim Zorn twice and intercepted a pass, returning it 16 yards. That was the first interception of Manor's pro career.

COLLEGE: Brison started at defensive tackle for two seasons at the University of Arkansas after transferring from Pratt (Kansas) Community JC, where he had been selected as a JC all-America at defensive end. He majored in physical education.

PERSONAL: Brison and his wife DeLois make their home in North Little Rock, Arkansas. His hobbies include hunting, fishing, and playing basketball. At Bridgeton HS in Bridgeton, New Jersey, Manor earned three letters as a defensive tackle in football and three more in wrestling.

Professional Record


GAMES PLAYED: 1977 (13), 1978 (14), 1979 (16), 1980 (16), 1981 (16), 1982 (9).

GAMES STARTED: 1977 (1), 1979 (16), 1980 (13).

ADDITIONAL STATISTICS: Recovered one fumble, 1979; recovered one fumble for 5 yards, 1980; intercepted one pass for 16 yards, 1981.

No. 82 ORLANDO KEITH McDANIEL

Wide Receiver



Birthdate—Dec. 1, 1960
Birthplace—Shreveport, La.
Residence—Baton Rouge, La.
How Acquired—Draft #2, 1982
College—Louisiana State
High School—Lake Charles HS, Lake Charles, La.
Height—6-0
Weight—180
Pro Year—2nd
Year with Broncos—2nd

Orlando McDaniel joined the Broncos as the second round draft choice last year and played in three games during his rookie campaign, being used exclusively as a third wide receiver. He has outstanding speed and was a world-class hurdler while in college.

COLLEGE: Orlando was a second-team All-SEC choice at Louisiana State in 1981 and played in both the Blue-Gray and

Senior Bowl games. He caught 41 passes for a 17.5 yard average as a senior, scoring two touchdowns. A two-time track All-America at LSU, McDaniel was the runner-up in the high hurdles in the NCAA championships in both 1980 and 1981. He earned four letters each in football and track while majoring in broadcast journalism.

PERSONAL: Orlando was married (Donna) during the off-season and makes his home in Baton Rouge, La. His hobbies include running and editing film. A native of Shreveport, La., McDaniel was a 1977 prep All-America, All-District, and All-State in football at Lake Charles HS, where he earned three letters each in football and track. His 13.5 120-yard high hurdles time was the country's fastest by a high school senior.

Professional Record

Year	Club	RECEIVING				
		Games	Starts	No.	Yds.	Avg. TD
1982	Denver	3	0	0	0	0.0 0
TOTALS		3	0	0	0	0.0 0

No. 71 CLAUDIE DEE MINOR, JR.

Tackle



Birthdate—April 21, 1951
Birthplace—Pomona, Calif.
Residence—Englewood, Colo.
How Acquired—Draft #3, 1974
College—San Diego State
High School—Garey HS, Pomona, Calif.
Height—6-4
Weight—278
Pro Year—10th
Year with Broncos—10th

Claudie Minor enters his tenth professional season with the distinction of having started all but two games in which he has appeared as a Bronco, a total of 123 starts in 125 games through the 1982 campaign. Left knee and left ankle sprains prevented him from starting at Los Angeles against the Rams last December 12, ending that streak at 121 games. Minor has missed just four games in nine seasons, three in 1981 and one in 1980. Along with guard Paul Howard, Claudie is the senior member of Denver's offensive line. Until he was forced to miss a start against the New York Jets in 1980 due to a hip injury, Minor had started 98 consecutive games, a streak that had spanned seven campaigns and served as testimony to his durability. He has started at both left and right tackle for the Broncos.

COLLEGE: Claudie started every game at San Diego State for two seasons after transferring from Mt. San Antonio JC. He was selected as the most valuable defensive lineman at Mt. San Antonio. Minor was tabbed the most valuable offensive lineman for the Aztecs and was selected to play in the Coaches' All-America Game. He graduated with a degree in recreation administration.

PERSONAL: Claudie and his wife Vicki have three daughters, Maisha (8/19/76), Keesha (8/31/78), and Sharinn (4/21/80), and the family resides in Englewood, Colo. He has many business interests, including construction and real estate development. Minor is president of Premier Drilling Fluids, a director of and shareholder in Skyline Cablevision, and a member of the Quality Investor Company. Claudie is very active in Fellowship of Christian Athletes activities, and lists racquetball, fishing, pool, and "relaxing" as his hobbies. At Garey HS in Pomona, Calif., Minor played both offense and defense in earning three football letters, also lettering twice in track and field as a weightman.

Professional Record

GAMES PLAYED: 1974 (14), 1975 (14), 1976 (14), 1977 (14), 1978 (16), 1979 (16), 1980 (15), 1981 (13), 1982 (9).
GAMES STARTED: 1974 (14), 1975 (14), 1976 (14), 1977 (14), 1978 (16), 1979 (16), 1980 (15), 1981 (13), 1982 (7).

No. 88 RILEY ODOMS

Tight End



Birthdate—March 1, 1950
Birthplace—Luling, Tex.
Residence—Houston, Tex.
How Acquired—Draft #1, 1972
College—Houston
High School—West Oso HS, Corpus Christi, Texas
Height—6-4
Weight—235
Pro Year—12th
Year with Broncos—12th

Riley Odoms will be attempting to rebound from a disappointing 1982 season in which he caught his professional low of eight passes for 82 yards and a 10.3 average. He had off-season shoulder surgery to correct a dislocation which kept the veteran tight end out of one game and forced limited duty in two others. Odoms comes into the 1983 campaign needing just eight receptions to reach the 400 mark. The only Denver offensive player to participate in four NFL Pro Bowl games, Odoms has been a model of consistency over most of his Bronco career, catching 30 or more passes for nine consecutive years from 1973 through 1981. Riley's career totals as a pass receiver now show 392 receptions (second in Denver history behind Lionel Taylor's 543) for 5,693 yards (second to Taylor's 6,872) and 41 touchdowns (trailing only Taylor and Haven Moses, both of whom scored 44). Odoms has scored 44 touchdowns overall as a Bronco. His single game reception high as a professional is eight catches (for 128 yards) against Oakland in 1980. Odoms did not miss a game in his first seven seasons in the NFL and has missed only six overall. He played part of the 1979 season with a broken arm, part of the 1980 campaign with a fractured bone in his left shoulder, and part of last season with a dislocating left shoulder. Riley has played 11 years in a Bronco uniform, a total exceeded only by former defensive back Bill Thompson, who played here for 13 seasons.

COLLEGE: Riley was an All-America tight end at the University of Houston in 1971, and played in both the Astro-Bluebonnet Bowl and the Senior Bowl. He was the fifth player taken in the 1972 NFL draft.

PERSONAL: Riley and his wife Alnetia are the parents of a daughter, Veronica (9/7/71), and the family makes its home in Houston. He went to West Oso HS in Corpus Christi, Texas, where he was a star athlete in both football and track.

Professional Record

Year	Club	RECEIVING						RUSHING			
		Games	Starts	No.	Yds.	Avg.	TD	Att.	Yds.	Avg.	TD
1972	Denver	14	0	21	320	15.2	1	5	72	14.4	0
1973	Denver	14	14	43	629	14.6	7	5	53	10.6	0
1974	Denver	14	14	42	639	15.2	6	4	25	6.3	0
1975	Denver	14	14	40	544	13.6	3	5	27	5.4	0
1976	Denver	14	14	30	477	15.9	3	3	36	12.0	2
1977	Denver	14	14	37	429	11.6	3		None		
1978	Denver	16	16	54	829	15.4	6	2	5	2.5	0
1979	Denver	13	12	40	638	15.9	1	1	-7	-7.0	0
1980	Denver	15	15	39	590	15.1	6		None		
1981	Denver	15	15	38	516	13.6	5		None		
1982	Denver	8	6	8	82	10.3	0		None		
TOTALS		151	134	392	5,693	14.5	41	25	211	8.4	2

ADDITIONAL STATISTICS: Recovered one fumble, 1972; recovered one fumble for a touchdown, 1975; fumbled twice and recovered one fumble, 1978; recovered one fumble, 1980; fumbled once, 1981.

No. 24 RICK U. PARROS *Running Back*



Birthdate—June 14, 1958
Birthplace—Brooklyn, N.Y.
Residence—Denver, Colo.
How Acquired—Draft #4, 1980
College—Utah State
High School—Granite HS, Salt Lake City, Utah
Height—5-11
Weight—200
Pro Year—3rd
Year with Broncos—3rd

Rick Parros started every game for the second consecutive season in 1982, leading the Broncos in receptions with 37, which ranked him 10th in the conference, and rushing a team high 77 times for 277 yards. His yardage total was second on the Broncos and 17th in the AFC. He scored three touchdowns in 1982, which was the high total among Bronco backs. A fourth round draft choice in 1980, Parros missed that entire season due to a training camp knee injury, but rebounded in 1981 to win a starting berth at fullback and lead the team in rushing with 749 yards and a 4.3 average. Converted from halfback to fullback by Head Coach Dan Reeves in 1981, Parros gained his pro high of 965 yards (combined rushing and receiving) that year and scored three touchdowns. His best rushing performance was in the second Seattle game of 1981, in which he gained 82 yards on 16 carries, scoring once. Parros caught his pro high of nine passes (for 59 yards) at San Diego last year.

COLLEGE: Rick rushed for 3,621 yards and caught 70 passes in four years at Utah State, once gaining 252 yards on the ground against Fresno State. The all-time Utah State rushing leader, he scored 27 touchdowns and twice had 1,000-yard campaigns, and in 1979 led the Pacific Coast Athletic Conference in rushing and scoring. Parros made AP honorable mention All-America and first team All-PCAA in both 1978 and 1979, ending his college career as the leading rusher in both the Senior Bowl and Blue-Gray Game.

PERSONAL: Rick is single and resides in Denver. His hobbies include dogs, art, and water skiing. He won six letters, three each in football and track, at Granite HS in Salt Lake City.

Professional Record

Year	Club	RUSHING					RECEIVING			
		Games	Starts	Att.	Yds.	Avg.	TD	No.	Yds.	TD
1980—Denver.....										
1981—Denver.....		16	16	176	749	4.3	2	25	216	8.6
1982—Denver.....		9	9	77	277	3.6	1	37	259	7.0
TOTALS.....		25	25	253	1,026	4.0	3	62	475	7.7

No. 34 NATHAN POOLE *Running Back*



Birthdate—December 17, 1956
Birthplace—Alexander City, Ala.
Residence—Cincinnati, Ohio
How Acquired—FA, 1982
College—Louisville
High School—Benjamin Russell HS, Alexander City, Ala.
Height—5-9
Weight—212
Pro Year—4th
Year with Broncos—4th

Nathan Poole played in every game for the Broncos last year, primarily as a special teams performer, although he did see some action at the fullback position. He averaged 5.1 yards on seven carries, and had a 20-yard run against the Los Angeles Raiders. He was signed as a free agent prior to the 1982 campaign. A 10th round draft choice of the Cincinnati Bengals in 1979, he was used mainly on special teams for the Bengals in 1979 and 1980. Waived during training camp in 1981, Poole spent that season with the Toronto Argonauts of the Canadian Football League. He can bench press more than 400 pounds.

COLLEGE: Nathan was one of the top runners ever to come out of the University of Louisville, where he averaged five yards per carry over his college career.

PERSONAL: Nathan is married (Sharen) and has a daughter, Alicia (5/1/79). He attended the University of Colorado at Denver during the off-season, in pursuit of a degree in medicine, and also worked at St. Luke's Hospital in Denver. In addition to medicine, Nathan's interests include children, physical fitness, sports cars, chess, and traveling with his wife. He was recruited to Louisville from Benjamin Russell HS in his hometown of Alexander City, Alabama.

Professional Record

Year	Club	RUSHING						RECEIVING			
		Games	Starts	Att.	Yds.	Avg.	TD	No.	Yds.	Avg.	TD
1979—Cincinnati...		16	0	1	-3	-3.0	0	1	-10	-10.0	0
1980—Cincinnati...		16	0	5	6	1.2	0	2	-4	-2.0	0
1982—Denver.....		9	0	7	36	5.1	0	0	0	0.0	0
TOTALS.....		41	0	13	39	3.0	0	3	-14	-4.7	0

KICKOFF RETURNS											
Year	Club	No.	Yds.	Avg.	TD						
1979—Cincinnati.....		7	128	18.3	0						
1980—Cincinnati.....		1	8	8.0	0						
1982—Denver.....		1	0	0.0	0						
TOTALS.....		9	136	15.1	0						

ADDITIONAL STATISTICS: Fumbled twice and recovered two fumbles, 1979; fumbled once and recovered one fumble, 1980.

No. 46 RICHARD DAVID (Dave) PRESTON

Running Back



Birthdate—May 29, 1955
Birthplace—Dayton, Ohio
Residence—Englewood, Colo.
How Acquired—FA, 1978
College—Bowling Green
High School—Defiance HS, Defiance, Ohio
Height—5-11
Weight—195
Pro Year—6th
Year with Broncos—6th

Dave Preston started five of the eight games in which he played last season, catching 14 passes for a 9.6 yard average and posting a 4.3 average on 19 carries from scrimmage. His best season came in 1981, when he carried the ball 183 times for 640 yards and caught 52 passes for 507 yards, giving him a total of 1,417 yards and making Dave the first Bronco back to account for 1,000 yards since 1976. Preston's 52 catches in 1981 represent the highest total by a Denver running back since Bo Dickinson caught 60 in 1962, and his career rushing total of 1,571 yards is fourth among all-time Bronco backs. He caught at least one pass in 29 consecutive games over the 1980-82 seasons, with the Los Angeles Rams snapping his streak last year. His best rushing performance was against the Raiders in Denver in 1981, when he gained 87 yards on 19 carries. Preston's single-game reception high was a total of eight for 67 yards against the New York Jets in 1980. Selected by New England in the 12th round of the 1977 draft, Dave was later released and subsequently signed by the Broncos as a free agent. A versatile athlete, he also has returned kickoffs and punts for the Broncos.

COLLEGE: Dave earned four letters as a tailback at Bowling Green University, making All-Conference and honorable mention All-America. He won an NCAA post-graduate scholarship. An academic All-America, Preston graduated with a degree in business administration.

PERSONAL: Dale and his wife Mary have two daughters, Sara (8/27/79) and Caitlin (11/3/80). He is very active in the Denver community and was the Broncos' Miller NFL Man of the Year in 1982. Dave serves as chairman of the Colorado Sports Committee for Muscular Dystrophy, in addition to being a member of the National Sports Committee. Preston was inducted into the Bowling Green University Athletic Hall of Fame during the off-season. At Centerville HS in Centerville, Ohio and Defiance HS in Defiance, Dave was a three-year letterman in both football and track, as a hurdler and long jumper.

Professional Record

Year	Club	RUSHING						RECEIVING					
		Games	Starts	Att.	Yds.	Avg.	TD	No.	Yds.	Avg.	TD		
1978—Denver	16	0	66	296	4.5	1	24	199	8.3	1		
1979—Denver	10	3	43	169	3.9	1	19	137	7.2	1		
1980—Denver	12	10	111	385	3.5	4	35	309	8.8	0		
1981—Denver	16	16	183	640	3.5	3	52	507	9.8	0		
1982—Denver	8	5	19	81	4.3	0	14	134	9.6	0		
TOTALS	63	34	422	1,571	3.7	9	144	1,286	8.9	2		
Year	Club	PUNT RETURNS					KICKOFF RETURNS						
		No.	Yds.	Avg.	TD		No.	Yds.	Avg.	TD			
1978—Denver	10	68	6.8	0		7	154	22.0	0			
1979—Denver	7	78	11.1	0		13	336	25.8	0			
1980—Denver	1	7	7.0	0		5	106	21.2	0			
1981—Denver	0	0	0.0	0		1	1	1.0	0			
1982—Denver	0	0	0.0	0		0	0	0.0	0			
TOTALS	18	151	8.4	0		26	597	23.0	0			

ADDITIONAL STATISTICS: Fumbled four times and recovered one fumble, 1978; fumbled once and passed once (incomplete), 1979; fumbled twice and recovered one fumble, 1980; fumbled four times, 1981; fumbled three times, 1982.

No. 11 LUKE EARL PRESTRIDGE

Punter



Birthdate—Sept. 17, 1956
Birthplace—Houston, Tex.
Residence—Englewood, Colo.
How Acquired—Draft #7, 1979
College—Baylor
High School—Sharpstown HS, Houston, Tex.
Height—6-5
Weight—235
Pro Year—5th
Year with Broncos—5th

Luke Prestridge had his best season in 1982, leading the entire NFL in punting with a 45.0 average and earning both All-NFL honors (AP) and a trip to the Pro Bowl. His net punting average of 37.8 is an all-time Bronco single season record and was the top figure in the NFL last year, while his 14 punts inside the opposition's 20-yard line was the high mark in the AFC. Now in his fifth year as Denver's punter, Prestridge has never missed a game as a professional and in 1980 was the AFC's leading punter with a 43.9 average. The conference's leading kicker in two of the past three seasons, Luke had the longest punt of his career in 1981, a 67-yarder against the Bills at Buffalo, where he also set a team record with 12 punts for a 44.3 average. He placed three punts inside the 20 in that game, and his 20 such punts for the 1981 season rank as his career high. The Broncos' seventh round draft choice in 1979, Prestridge has placed 61 punts inside the 20 during his pro career.

COLLEGE: Luke lettered three times as a punter at Baylor. As a junior his 43.7 average set a school record and was seventh in the nation, while his senior mark of 42.7 was 13th in the nation. He lettered four times as a first baseman and was All-Southwestern Conference in 1978 and 1979. Baylor won south central region titles and played in the College World Series both years. Prestridge has a degree in business.

PERSONAL: Luke and his wife Diane have a daughter, Kristin (9/30/82), and the family resides in Englewood, Colo. Diane has a degree in education and a master's in speech pathology from Baylor. Luke lists flying as a hobby, and he also is a good golfer. At Sharpstown HS in Houston he won three football letters as a quarterback, linebacker, and punter. Prestridge also lettered twice in basketball as a forward and three times in baseball as a third baseman.

Professional Record

Year	Club	PUNTING									
		Games	No.	Yds.	Avg.	TB	In 20	LG	Blk		
1979—Denver	16	89	3555	39.9	7	17	63	0		
1980—Denver	16	70	3076	43.9	6	10	57	0		
1981—Denver	16	86	3478	40.4	5	20	67	0		
1982—Denver	9	45	2026	45.0	5	14	65	0		
TOTALS	57	290	12,135	41.8	23	61	67	0		

ADDITIONAL STATISTICS: Rushed once for 29 yards, passed once, incomplete, 1979; fumbled once, 1981.

No. 50 JAMES JOSEPH (Jim) RYAN

Linebacker



Birthdate—May 18, 1957
Birthplace—Bellmawr, N.J.
Residence—Denver, Colo.
How Acquired—FA, 1979
College—William and Mary
High School—Bishop Eustace HS, Pennsauken, N.J.
Height—6-1
Weight—215
Pro Year—5th
Year with Broncos—5th

Jim Ryan was fourth among Bronco defenders in tackles with 84 last season, his first as one of Denver's starting linebackers. He started all nine games at left outside linebacker, and was a special teams captain for the second consecutive year. A versatile player who has never missed a game in four seasons since making the club as a free agent in 1979, Ryan was named by his teammates as Denver's special teams most valuable player in 1981. He has played all four linebacker positions for the Broncos.

COLLEGE: Jim won four letters as a linebacker at William and Mary, and as a senior he was player of the year and earned a berth on the Eastern College Athletic Conference all-star team. Ryan graduated with a degree in business management.

PERSONAL: Jim is single and resides in Denver, where he is working toward a master's degree in business administration (real estate-construction orientation) at Denver University. Ryan earned 12 varsity letters at Bishop Eustace HS in Pennsauken, N.J., four as a linebacker and tight end in football, four as a basketball forward, and four as a baseball catcher.

Professional Record

GAMES PLAYED: 1979 (16), 1980 (16), 1981 (16), 1982 (9).

GAMES STARTED: 1982 (9).

ADDITIONAL STATISTICS: Recovered one fumble, 1979; intercepted one pass for 21 yards, 1980; returned one kickoff for two yards, 1981.

No. 49 DENNIS SMITH

Safety



Birthdate—Feb. 3, 1959
Birthplace—Santa Monica, Calif.
Residence—Santa Monica, Calif.
How Acquired—Draft #1, 1981
College—Southern California
High School—Santa Monica HS, Santa Monica, Calif.
Height—6-3
Weight—200
Pro Year—3rd
Year with Broncos—3rd

Dennis Smith had an outstanding season in his first year as Denver's starting strong safety, leading all Bronco defensive backs in tackles with 65. He started eight of the nine 1982 games, missing the season finale due to a hamstring injury. Smith intercepted a pass and returned it 29 yards to set up the winning field goal in Denver's win over the World Champion San Francisco 49ers, also blocking a field goal attempt in that game. Smith played in every game as a rookie in 1981, starting the last three games of that season at right cornerback. He was in on 45 tackles and accounted for three turnovers as a rookie. In Denver's over-

time win over Cleveland in 1981 Smith both forced and recovered the fumble which gave the Broncos possession for their winning drive against the Browns. He made his first pro interception at Chicago in 1981 and returned it 65 yards, the longest interception return by a Bronco in the past two years. Because of his great jumping ability, he has been utilized occasionally as a wide receiver in obvious long passing situations.

COLLEGE: Dennis earned four letters in football and three more in track at Southern California, making several All-America teams following his senior season. His four-year totals included 205 tackles and 16 pass interceptions, including a team high of seven in 1978. Smith played in the Rose Bowl following the 1978 and 1979 seasons and in the Bluebonnet Bowl after the 1977 campaign. He demonstrated his athletic prowess as a seven-foot high jumper for the Trojan track team.

PERSONAL: Dennis and his wife, Andree, make their off-season home in Redondo Beach, Calif. Cooking is one of his favorite hobbies. Smith lettered twice as a wide receiver and defensive back at Santa Monica HS, also earning three prep letters in track and one more in basketball. The high jump was Smith's event throughout his track career.

Professional Record

Year	Club	INTERCEPTIONS					
		Games	Starts	No.	Yds.	Avg.	TD
1981	Denver	16	4	1	65	65.0	0
1982	Denver	8	8	1	29	29.0	0
TOTALS		24	12	2	94	47.0	0

ADDITIONAL STATISTICS: Recovered two fumbles, 1981; blocked one kick, 1982.

No. 70 DAVID DERALD (Dave) STUDDARD

Guard



Birthdate—Nov. 22, 1955
Birthplace—San Antonio, Tex.
Residence—Littleton, Colo.
How Acquired—FA, 1979
College—Texas
High School—Pearsall HS, Pearsall, Tex.
Height—6-4
Weight—260
Pro Year—5th
Year with Broncos—5th

Dave Studdard made the transition from tackle to guard in 1981 and started all nine of Denver's games at right guard. He has not missed a game due to injury in the past two seasons. A three-year starter at tackle prior to the position change, Studdard is one of the best athletes in the Broncos' offensive line. Signed as a free agent in 1979, he has displayed his versatility with two pass receptions while playing tight end on short yardage formations, including one for a touchdown in a victory over Seattle in 1979. Originally a ninth round draft choice of the Baltimore Colts, he was waived by Baltimore at the end of their 1978 training camp and sat out that season. Studdard signed with Denver for 1979, became a starting tackle immediately and made the NFL All-Rookie team.

COLLEGE: Dave lettered three times and was an All-Southwest Athletic Conference player at the University of Texas, where he was a teammate of Houston running back Earl Campbell. He graduated with a degree in physical education.

PERSONAL: Dave and his wife Cecilia have a daughter, Katie (4/1/83) and make their home in the Denver suburb of Littleton. An

avid outdoorsman, he lists hunting as his favorite hobby. At Pearsall (Texas) HS he earned 11 letters, three in football as a tight end, three in basketball as a center, three as a weight man in track and field, and two more in baseball as a first baseman. Studdard is a nephew of Howard Fest, former guard with Cincinnati and Tampa Bay.

Professional Record

Year	Club	RECEIVING					TD
		Games	Starts	No.	Yds.	Avg.	
1979	Denver	16	16	1	2	2.0	1
1980	Denver	16	12	0	0	0.0	0
1981	Denver	16	16	1	10	10.0	0
1982	Denver	9	9	0	0	0.0	0
TOTALS		57	53	2	12	6.0	1

ADDITIONAL STATISTICS: Recovered one fumble, 1980.

No. 51 ROBERT CHARLES (Bob) SWENSON Linebacker



Birthdate—July 1, 1953
Birthplace—Stockton, Calif.
Residence—Longmont, Colo.
How Acquired—FA, 1975
College—California
High School—Tracy HS, Tracy, Calif.
Height—6-3
Weight—225
Pro Year—8th
Year with Broncos—8th

Bob Swenson will be attempting to regain his position as the Broncos' starting left outside linebacker in 1983, following a season in which he played in just the final four games of the season. A free agent prior to the 1982 campaign, Swenson missed the entire training camp and signed his new contract and rejoined the club in November. He had an outstanding season in 1981, making the AFC Pro Bowl team and being named All-Pro by AP, NEA, and The Sporting News. He was Denver's second leading 1981 tackler with 145 and was in on a significant number of big plays, including three interceptions, three fumble recoveries, and three quarterback sacks. Swenson was voted the defensive most valuable player by his teammates, an honor which he also received in 1979. He missed the entire 1980 regular season because of a broken arm suffered in preseason play against the Los Angeles Rams. The injury required surgical repair and a lengthy rehabilitation program prior to the 1981 season, and he then had postseason surgery to remove a plate and screw from his left arm. With the exception of the 1980 and 1982 seasons, Swenson has played in every Denver game in the last eight years. He became a starter as a free agent rookie in 1975 and held the job through 64 consecutive regular season games until his injury forced him out of action in 1980. In 1979 he was in on 163 tackles, made three interceptions, and recovered four fumbles, one of which he returned 88 yards for a touchdown at San Francisco. Swenson earned UPI All-AFC second team honors in 1979. He has a career total of 11 interceptions and nine fumble recoveries. This will be his ninth year in the Denver organization.

COLLEGE: Bob earned three letters as a linebacker at the University of California at Berkeley, where he was a teammate of other NFL players such as Steve Bartkowski, Wesley Walker, and Chuck Muncie. Swenson also played rugby at Cal and graduated with a degree in marketing.

PERSONAL: Bob and his wife, the former Mary Bower, have a daughter, Lauren (1/15/83), and the family resides in Longmont,

Colo., where he is involved in private business. At Tracy (Calif.) HS he earned two letters as a football linebacker, two as a basketball forward, and one as a baseball centerfielder. Bob lists acrylic painting, watercolors, tennis, racquetball, and rugby as hobbies, and describes himself as "the self-proclaimed greatest monopoly player in the world."

Professional Record

Year	Club	INTERCEPTIONS					TD
		Games	Starts	No.	Yds.	Avg.	
1975	Denver	14	0	1	4	4.0	0
1976	Denver	14	14	2	31	15.5	0
1977	Denver	14	14	1	0	0.0	0
1978	Denver	16	15	1	0	0.0	0
1979	Denver	16	16	3	0	0.0	0
1980	Denver			Injured reserve			
1981	Denver	16	16	3	53	17.7	0
1982	Denver	4	0	0	0	0.0	0
TOTALS		94	75	11	88	8.0	0

ADDITIONAL STATISTICS: Recovered one fumble for a five yard return, lateral to Randy Polt for touchdown against Tampa Bay, 1976; recovered one fumble for four yards, 1978; recovered four fumbles, returned one 88 yards for a touchdown at San Francisco, 1979; recovered three fumbles, 1981.

No. 26 JAMES (J.T.) THOMAS, JR.

Safety



Birthdate—April 22, 1951
Birthplace—Macon, Ga.
Residence—Monroeville, Pa.
How Acquired—Trade with Pittsburgh, 1982
College—Florida State
High School—Lanier Central HS, Macon, Ga.
Height—6-2
Weight—196
Pro Year—10th
Year with Broncos—2nd

J.T. Thomas came to the Broncos from Pittsburgh in exchange for an eighth round draft choice in 1982 and played primarily as the nickel back in Denver's defensive alignment. He played in every game, starting the season finale at strong safety, and made an end zone interception in that contest at Seattle. That interception was the 20th for Thomas in a pro career which began as a number one draft choice of the Pittsburgh Steelers in 1973. He did not miss a game during his first five NFL seasons and earned Pro Bowl honors in 1976. He had an exceptional season during the Steelers' world championship 1979 season, starting 17 of 19 games (including postseason). Especially noteworthy about his 1979 campaign is the fact that he was bouncing back from a blood disorder (Boeck's Sarcoid) which caused him to miss the entire 1978 season and broke his consecutive games played streak at 70. Thomas has scored two career touchdowns, both on lateral returns after fumble recoveries. J.T. has intercepted five passes against Cleveland in his career, including two in one game in 1974, the year he first earned a starting job. Thomas made two critical interceptions in playoff competition, one against Oakland in the 1974 AFC championship game and the other against Dallas in Super Bowl X.

COLLEGE: J.T. was a three-year starter who began his career at Florida State as a cornerback before moving over to strong safety as a senior. Thomas closed out his college career with appearances in the Senior Bowl, East-West, and College All-Star games

after earning Time, Pro Football Weekly, and NEA All-America honors. He holds a degree in business from Florida State.

PERSONAL: J.T. and his wife Debbie have a daughter, Kimberly Nicole (8/31/75), and a son, James T. (3/22/79), and the family makes its home in Monroeville, Pa. He is the owner of Mountaineer-Keystone Coal Sales. Thomas is a graduate of Lanier Central HS in his native Macon, Ga.

Professional Record

Year	Club	INTERCEPTIONS					TD
		Games	Starts	No.	Yds.	Avg.	
1973	Pittsburgh	14	0	1	10	10.0	0
1974	Pittsburgh	14	14	5	22	4.4	0
1975	Pittsburgh	14	14	3	44	14.7	0
1976	Pittsburgh	14	14	2	43	21.5	0
1977	Pittsburgh	14	14	2	10	5.0	0
1978	Pittsburgh			Injured reserve			
1979	Pittsburgh	14	13	0	0	0.0	0
1980	Pittsburgh	16	3	2	0	0.0	0
1981	Pittsburgh	16	16	4	18	4.5	0
1982	Denver	9	1	1	0	0.0	0
TOTALS		125	89	20	147	7.3	0

ADDITIONAL STATISTICS: Fumbled once and ran 14 yards for a touchdown with a lateral following a fumble recovery, 1974; ran 21 yards for a touchdown with a lateral following a fumble recovery, 1975; fumbled once, 1976; recovered one fumble, 1981.

No. 37 STEVEN GARFIELD (Steve) TRIMBLE

Safety



Birthdate—May 11, 1958
Birthplace—Cumberland, Md.
Residence—Denver, Colo.
How Acquired—FA, 1981
College—Maryland
High School—Fort Hill HS, Cumberland, Md.
Height—5-10
Weight—181
Pro Year—3rd
Year with Broncos—3rd

Steve Trimble played in six games and started one last year, the latter at free safety at Los Angeles against the Rams. He was in on 20 tackles as a defensive back and also performed on Denver's special teams in 1982. Trimble gives the Broncos excellent depth at free safety. Signed as a free agent after the 1981 draft, he was one of the final cuts before the regular season and subsequently rejoined the club for the final three games of the year.

COLLEGE: Steve won three letters as a defensive back and punt return specialist at Maryland, intercepting six passes in his college career. His punt return average was 8.2 as a junior and 7.5 as a senior. Trimble played in the Sun Bowl in 1978 and the Tangerine Bowl in 1980. He graduated from Maryland with a degree in criminology.

PERSONAL: Steve and his wife Gretchen make their home in Denver, where he worked as a counselor with area youth during the off-season. He earned seven prep letters at Fort Hill HS in his hometown of Cumberland, Md., including four in track and two in football. Trimble captained a state championship team on which he made all-state at halfback, and one year rushed for 1,677 yards and scored 32 touchdowns. Steve's hobbies include photography and the martial arts.

Professional Record

GAMES PLAYED: 1981 (3), 1982 (6).
GAMES STARTED: 1982 (1).

No. 67 RICHARD KEITH (Keith) UECKER

Tackle



Birthdate—June 29, 1960
Birthplace—Hollywood, Fla.
Residence—Hollywood, Fla.
How Acquired—Draft #9, 1982
College—Auburn
High School—Hollywood Hills HS, Hollywood Hills, Fla.
Height—6-5
Weight—270
Pro Year—2nd
Year with Broncos—2nd

Keith Uecker played in five games and started two at left tackle in his rookie season, impressing Bronco coaches with his aggressiveness, hard work, and maturity. A ninth round choice in the 1982 draft, Uecker earned a berth on the final roster because of his strong showing in training camp and continued to develop as the campaign progressed.

COLLEGE: Keith was a four-year letterman who earned All-SEC honors at Auburn in 1981, closing out his college career with appearances in the Blue-Gray, East-West, and Senior Bowl games. A four-year starter, he was named the Tigers' outstanding lineman in 1980, then moved from tackle to guard for the 1981 season.

PERSONAL: Keith is single and makes his off-season home in his native Hollywood, Fla., where he was a prep star at Hollywood Hills HS. He earned three prep letters each in football, baseball, and wrestling. Keith spent the off-season finishing his degree in accounting at Auburn, and includes weight lifting, fishing, diving, four wheeling, and skiing at Aspen as his hobbies.

Professional Record

GAMES PLAYED: 1982 (5).
GAMES STARTED: 1982 (2).
ADDITIONAL STATISTICS: Returned one kickoff for 12 yards, fumbled once, 1982.

No. 80 RICKIE (Rick) UPCHURCH

Wide Receiver



Birthdate—May 20, 1952
Birthplace—Toledo, Ohio
Residence—Englewood, Colo.
How Acquired—Draft #4b, 1975
College—Minnesota
High School—Springfield HS, Holland, Ohio
Height—5-10
Weight—180
Pro Year—9th
Year with Broncos—9th

Rick Upchurch had a banner season as a punt return artist in 1982, leading the NFL in that department for the third time with a 16.1 average and earning both All-NFL honors (AP, Football Digest) and his fourth trip to the Pro Bowl as a result. He was named Special Teams Player of the Year by Football Digest and Kick Returner of the Year by the NFL Alumni, in addition to sharing with Rob Lytle Denver's special teams most valuable player award for 1982. He returned two punts for touchdowns last year, including a 78-yarder against Kansas City that tied the NFL record for career punt return TDs with eight. The leading punt returner in NFL history, Upchurch also holds the following NFL records: most

yards on punt returns (2,956), most touchdowns on punt returns in one season (four, 1976), most touchdowns on combined kick returns in one season (four, 1976), most touchdowns on combined kick returns in one game (two, against Cleveland in 1976), and most combined yards gained in first pro game (284, which included three receptions for 153, three kickoff returns for 88, one punt return for 30, and one flanker reverse for 13, an average of 35.5 yards per touch in 1975 against Kansas City). In addition to his 1982 punt return statistics, Upchurch caught 26 passes for 407 yards and a team-high three touchdowns. His TD total of five was the overall Bronco high. His best game as a receiver last year was on opening day against San Diego, when he caught six passes for 97 yards. Going into his ninth pro season, Upchurch has caught 227 passes for 3,730 yards and 22 TDs, and he has had three 100-yard games. Upchurch's best pro game in number of catches came in 1979 against Kansas City (10/14), when he had eight receptions. His longest career reception was in the first game of his rookie year against the Chiefs, when he caught a 90-yard TD pass. Prior to last season, Upchurch had twice led the NFL in punt return average with a 13.7 average, first in 1976 and then in 1978. His previous Pro Bowl appearances came in 1976, 1978, and 1979, all years in which Rick was named All-NFL as well. His 2,355 yards on kickoff returns for the Broncos trail only Floyd Little, who had 2,523 in his Denver career. Against Dallas in Super Bowl XII Upchurch set a record (since broken) with a 67-yard kickoff return.

COLLEGE: Rick played running back at Minnesota for two seasons and for two years at Indian Hills JC before that, earning two letters at each school. He also competed in track as a sprinter and long-jumper, again earning two letters at each school. He played in the Hula Bowl and was a business administration major at Minnesota.

PERSONAL: Rick and his wife Diana have two sons, Daillo (9/10/78) and Sharif (10/12/79), and two daughters, Stacie (2/26/69) and Richelle (8/8/70). At Springfield HS in Holland, Ohio he earned two letters as a football running back, two as a basketball guard, and four as a sprinter and long jumper on the track team.

Professional Record

Year	Club	RUSHING						RECEIVING			
		Games	Starts	Att.	Yds.	Avg.	TD	No.	Yds.	Avg.	TD
1975	—Denver	14	0	16	97	6.1	1	18	436	24.2	2
1976	—Denver	13	0	6	71	11.8	1	12	340	28.3	1
1977	—Denver	14	1	1	19	19.0	1	12	245	20.4	2
1978	—Denver	12	0	5	31	6.2	0	17	210	12.4	1
1979	—Denver	16	16	3	17	5.6	0	64	937	14.6	7
1980	—Denver	16	14	5	49	9.8	0	46	605	13.2	3
1981	—Denver	13	10	5	56	11.2	0	32	550	17.2	3
1982	—Denver	9	8	2	-10	-5.0	0	26	407	15.7	3

TOTALS..... 107 49 43 330 7.7 3 227 3,730 16.4 22

Year	Club	PUNT RETURNS				KICKOFF RETURNS			
		No.	Yds.	Avg.	TD	No.	Yds.	Avg.	TD
1975	—Denver	27	312	11.6	0	40	1,084	27.1	0
1976	—Denver	39	536	13.7	4	22	514	23.4	0
1977	—Denver	51	653	12.8	1	20	456	22.8	0
1978	—Denver	36	493	13.7	1	8	222	27.8	0
1979	—Denver	30	304	10.1	0	5	79	15.8	0
1980	—Denver	37	353	9.5	0	None			
1981	—Denver	9	63	7.0	0	None			
1982	—Denver	15	242	16.1	2	None			

TOTALS..... 244 2,956 12.1 8 95 2,355 24.7 0

ADDITIONAL STATISTICS: Fumbled three times and recovered one fumble, 1975; fumbled five times and recovered three fumbles, 1976; fumbled six times and recovered two fumbles, 1977; fumbled twice, 1978; passed once (incomplete), fumbled five times and recovered one fumble, 1979; fumbled twice and recovered one fumble, 1980; tackled once (for minus three yards) attempting to pass, fumbled four times, recovered one fumble, 1982.

No. 81 STEPHEN ROSS (Steve) WATSON

Wide Receiver



Birthdate—May 28, 1957
Birthplace—Baltimore, Md.
Residence—Arvada, Colo.
How Acquired—FA, 1979
College—Temple University
High School—St. Mark's HS, Wilmington, Del.
Height—6-4
Weight—195
Pro Year—5th
Year with Broncos—5th

Steve Watson caught 36 passes for 555 yards to lead the Broncos in both categories last year, ranking 12th in the AFC in receptions and ninth in the conference in yardage. He started all nine 1982 games and caught two touchdown passes. Steve caught at least one pass in each game last year and now has stretched that consecutive reception streak to 28 straight games spanning three seasons, in the process establishing a career average per catch of 18.7, the second best such figure in team history. Watson had a brilliant season in 1981, leading the AFC in reception yardage with 1,244 and pacing the entire NFL in reception touchdowns with 13. His rise to prominence was one of the NFL's most remarkable stories in 1981, as the former free agent from Temple moved into the starting lineup in the second week of the season and rewrote the Bronco record books. He caught 60 passes and set new team records for reception yards (the previous record was 1,235, set by Lionel Taylor in 1960) and TDs (the previous record was 12 by Taylor in 1960). His 13 TDs tied the Denver single season total recorded by Floyd Little in 1972 and 1973. He was named All-AFC by UPI, earned a trip to the Pro Bowl, and was voted the club's offensive MVP by his teammates in 1981. Watson has had seven 100-yard games, with his high yardage total of 183 coming at Los Angeles against the Rams in 1982, also posting his single game reception high of 10 in that contest. He has caught touchdown passes of 95 and 93 yards, and holds the Denver record for longest non-scoring reception with an 86-yard play against Kansas City in 1981. Steve caught three TD passes against Baltimore in 1981, scored twice in three other games, and had a streak of at least one TD pass in five straight games that year. Not drafted, Watson signed with Denver in 1979 and has played in every Bronco game since then, being used primarily as a special teams player until two years ago.

COLLEGE: Steve was a four-year letterman at wide receiver for Temple and was selected to the All-East team, playing in the East-West Shrine Game to close out his college career. He also won three letters and two conference championships as a long jumper, graduating with a degree in parks administration.

PERSONAL: Steve is single and lives in Arvada, Colo. Watson was a nine-letter man at St. Mark's HS in Wilmington, Del., earning three in football, three as a basketball guard, and three as a long jumper and sprinter in track.

Professional Record

Year	Club	RECEIVING					
		Games	Starts	No.	Yds.	Avg.	TD
1979	—Denver	16	0	6	83	13.8	0
1980	—Denver	16	1	6	146	24.3	0
1981	—Denver	16	13	60	1,244	20.7	13
1982	—Denver	9	9	36	555	15.4	2

TOTALS..... 57 23 108 2,028 18.8 15

ADDITIONAL STATISTICS: Recovered one fumble, 1980; rushed twice for six yards, recovered two fumbles, 1981; rushed once for minus four yards, fumbled once, 1982.

No. 47 GERALD WILLIAM WILLHITE

Running Back



Birthdate—May 30, 1959
Birthplace—Sacramento, Calif.
Residence—Rancho Cordova, Calif.
How Acquired—Draft #1, 1982
College—San Jose State
High School—Cordova HS, Rancho Cordova, Calif.
Height—5-10
Weight—200
Pro Year—2nd
Year with Broncos—2nd

Gerald Willhite had an excellent rookie year for the Broncos, leading the club in rushing with 347 yards, which ranked him 15th among all AFC backs. His rushing average of 5.0 also was tops on the team and second in the NFL, and he caught 26 passes for 227 yards and an 8.7 average. Willhite played in every game last year and started twice, against Atlanta and the Los Angeles Rams. A versatile athlete, he also returned 17 kickoffs for 337 yards and a 19.8 average and six punts for 63 yards and a 10.5 mark, giving him 974 all-purpose yards in just nine games. Denver's number one draft choice and the 15th player selected in the 1982 draft, Willhite's trademark is a backflip in the end zone after scoring, a feat which he performed twice in his rookie year. His best 1982 rushing performance was against Seattle, when he gained 70 yards on nine carries, and his reception high was six against Atlanta. Willhite is expected to challenge for the Broncos' starting halfback role in 1983.

COLLEGE: Gerald made honorable mention All-America and earned All-Pacific Coast Athletic Association honors as a senior at San Jose State, finishing his career as the leading ballcarrier in Spartan history. Willhite rushed for 2,364 yards in two seasons, also catching 107 passes for 927 yards and scoring 28 touchdowns. He had two consecutive seasons with over 1,000 yards rushing and more than 50 receptions, making him one of only two players ever to accomplish that feat. Gerald capped his college career with appearances in the East-West Shrine Game and the Olympia Gold Bowl. He also made All-PCAA in 1980 and was the conference's offensive player of the year as a junior. Willhite transferred to San Jose State from American River JC in Sacramento, which was where he first played organized football as a freshman. A recreation major, he also lettered four times in track as a sprinter.

PERSONAL: Gerald is single and makes his off-season home in Rancho Cordova, Calif. where he earned prep letters in track and wrestling at Cordova HS. His hobbies include fishing and horseback riding.

Professional Record

		RUSHING						RECEIVING			
Year	Club	Games	Starts	Att.	Yds.	Avg.	TD	No.	Yds.	Avg.	TD
1982	Denver.....	9	2	70	347	5.0	2	26	227	8.7	0
TOTALS.....		9	2	70	347	5.0	2	26	227	8.7	0

		PUNT RETURNS				KICKOFF RETURNS			
Year	Club	No.	Yds.	Avg.	TD	No.	Yds.	Avg.	TD
1982	Denver	6	63	10.5	0	17	337	19.8	0
TOTALS		6	63	10.5	0	17	337	19.8	0

ADDITIONAL STATISTICS: Passed twice, once incomplete and one intercepted, and fumbled five times, 1982.

No. 45 STEVEN ANTHONY (Steve) WILSON

Cornerback



Birthdate—Aug. 24, 1957
Birthplace—Los Angeles, Calif.
Residence—Richardson, Tex.
How Acquired—FA, 1982
College—Howard
High School—Northern HS, Durham, N.C.
Height—5-10
Weight—195
Pro Year—5th
Year with Broncos—2nd

Steve Wilson was signed by the Broncos as a free agent after Steve Foley broke his arm in the first game of the season, and he not only played in all of Denver's remaining eight games but started the last three at right cornerback. Wilson became the starting corner when Aaron Kyle moved over to free safety in response to a rash of injuries in the defensive backfield. Steve intercepted two passes, one against the Raiders and another which came in the closing seconds and secured Denver's win over the Rams. He was in on 48 tackles last year and recovered one fumble, in addition to seeing some duty returning kickoffs. Originally signed by Dallas as a free agent wide receiver, Wilson led the Cowboys in punt returns in 1979 while catching three passes for a 25.3 average. He converted to cornerback in 1980 and started 11 games there, intercepting four passes in the regular season and two more in the playoffs. He led the Cowboys in passes defended with 41 that year and started the first four games of 1981 before being displaced by Everson Walls. Wilson was moved back to wide receiver last year, but was a late cut and subsequently joined the Broncos. He is an excellent athlete, as his pro experience on offense, defense, and special teams indicates, and is expected to challenge for increased playing time in 1983.

COLLEGE: Steve finished his four-year Howard University career as the Washington, D.C. school's all-time leading receiver and kick returner. Wilson caught 94 passes for 1,339 yards and 12 touchdowns, all Howard records. He earned All-Mid-Eastern Conference honors in 1978, and has a degree in marketing from Howard.

PERSONAL: Steve and his wife Cathy have a son, Ryan Anthony (11/2/82), and the family makes its home in Richardson, Tex. A Los Angeles native, he was raised in Durham, N.C., and graduated from Durham's Northern HS. Steve is the son of "Touchdown" Tommy Wilson, a two-time Pro Bowl running back with the Los Angeles Rams (1956-61) who also played for the Cleveland Browns and Minnesota Vikings.

Professional Record

Year	Club	INTERCEPTIONS						RECEIVING			
		Games	Starts	No.	Yds.	Avg.	TD	No.	Yds.	Avg.	TD
1979	Dallas	16	0	0	0	0.0	0	3	76	25.3	0
1980	Dallas	16	11	4	82	20.5	0	0	0	0.0	0
1981	Dallas	16	4	2	0	0.0	0	0	0	0.0	0
1982	Denver	8	3	2	22	11.0	0	0	0	0.0	0
TOTALS		56	18	8	104	13.0	0	3	76	25.3	0

Year	Club	KICKOFF RETURNS				PUNT RETURNS			
		No.	Yds.	Avg.	TD	No.	Yds.	Avg.	TD
1979	Dallas	19	328	17.2	0	35	236	6.8	0
1980	Dallas	7	139	19.9	0	0	0	0.0	0
1981	Dallas	2	32	16.0	0	0	0	0.0	0
1982	Denver	6	123	20.5	0	0	0	0.0	0
TOTALS		34	622	18.3	0	35	236	6.8	0

ADDITIONAL STATISTICS: Recovered one fumble, 1981; recovered one fumble for one yard, 1982.

No. 23 SAMMY WINDER *Running Back*



Birthdate—July 15, 1959
Birthplace—Madison, Miss.
Residence—Jackson, Miss.
How Acquired—Draft #5, 1982
College—Southern Mississippi
High School—Ridgeland HS, Madison, Miss.
Height—5-11
Weight—203
Pro Year—2nd
Year with Broncos—2nd

Sammy Winder had an excellent rookie year for the Broncos, rushing for 259 yards and ranking 19th in the AFC in that department. He played in eight games and started the last two contests of 1982, alternating for most of the season with Dave Preston and Gerald Willhite at the halfback position for Denver. Winder also caught 11 passes in his pro debut. A fifth round draft choice by Denver last year, he impressed Bronco coaches with his continuous improvement and excellent work habits, and could challenge for a starting position in 1983.

COLLEGE: Sammy was an extremely productive player at Southern Mississippi, setting school career records for rushing attempts (736), rushing touchdowns (39), and points (234). The second all-time leading Southern Mississippi rusher, he gained 3,114 yards there and led the nation in scoring in 1980 with 20 TDs for 120 points. A two-time All-South Independent selection and honorable mention All-America, Winder had nine 100-yard games in his career and had a personal high of 175 rushing yards against Memphis State in 1981. He earned four college letters.

PERSONAL: Sammy is single and makes his off-season home in Jackson, Miss. He graduated from Ridgeland HS in his native Madison, Miss., lettering three times as a fullback and four times in track and field. Sammy lists hunting and fishing as his favorite hobbies.

Professional Record

Year	Club	RUSHING						RECEIVING			
		Games	Starts	Att.	Yds.	Avg.	TD	No.	Yds.	Avg.	TD
1982	Denver.....	8	2	67	259	3.9	1	11	83	7.5	0
TOTALS.....		8	2	67	259	3.9	1	11	83	7.5	0

ADDITIONAL STATISTICS: Fumbled once, recovered one fumble, 1982.

No. 52 KENNETH EMIL (Ken) WOODARD *Linebacker*



Birthdate—Jan. 22, 1960
Birthplace—Detroit, Mich.
Residence—Detroit, Mich.
How Acquired—Draft #10, 1982
College—Tuskegee Institute
High School—Martin Luther King HS, Detroit, Mich.
Height—6-1
Weight—218
Pro Year—2nd
Year with Broncos—2nd

Ken Woodard played in every game for the Broncos last year, with most of his action coming as a special teams member. An outside linebacker, Woodard has been timed at 4.6 seconds in the

40-yard dash and is listed on the Denver depth chart behind Tom Jackson at right outside linebacker.

COLLEGE: Ken was a four-year letter winner at Tuskegee Institute in Tuskegee, Ala., where recorded 10 quarterback sacks, intercepted three passes, and recovered two fumbles in a banner 1981 campaign. Woodard made All-Southern Intercollegiate Athletic Conference three times, won a berth on the Sheridan Black Network small college All-America team, and played in both the Blue-Gray and Black College All-Star games as a senior. He was team captain in his second year.

PERSONAL: Ken is single and makes his off-season home in his native Detroit, Mich., where he earned seven prep letters at Martin Luther King HS. He lettered three times each in football and swimming and once in track (440 and 880-yard relays). Ken lists swimming as his hobby.

Professional Record

GAMES PLAYED: 1982 (9).

GAMES STARTED: None.

No. 87 JAMES W. (Jim) WRIGHT *Tight End*



Birthdate—Sept. 1, 1956
Birthplace—Ft. Hood, Texas
Residence—Houston, Texas
How Acquired—FA, 1980
College—Texas Christian
High School—Brenham HS, Brenham, Texas
Height—6-3
Weight—240
Pro Year—4th
Year with Broncos—3rd

Jim Wright played in every game for the second straight year and developed into Denver's starting tight end for the last three games of the 1982 season, finishing with nine catches for 120 yards, a 13.3 average, and one touchdown. His TD reception came against Atlanta, the team with which he began his pro career. In 1981 he played primarily on special teams and in formations which called for two tight ends. Wright scored his first pro touchdown on a pass from Craig Morton in Denver's 42-24 victory over San Diego. He joined the Broncos as a free agent at the end of the 1980 campaign, playing in the final game of the year. Drafted in the seventh round by Atlanta in 1978, he stuck with the Falcons as a rookie, catching two passes for 26 yards in a reserve role. Wright missed the entire 1979 season on injured reserve, then was waived by Atlanta at the close of preseason in 1980, subsequently joining the Broncos. His best pro game as a receiver was at Seattle last year, when he caught three passes for 64 yards, including his long gain of 39 yards, all thrown by Mark Herrmann.

COLLEGE: Jim played two seasons as a tight end at Texas Christian University, earning two letters while catching 27 passes for the Horned Frogs. He was used primarily as a blocking tight end in the TCU offense. Wright graduated with a bachelor's degree in psychology.

PERSONAL: Jim and his wife Glenda have a daughter, Stephanie (9/21/80), and a son, James III (9/28/82), and the family resides in Houston, Tex. Jim is enrolled in graduate school (public administration) at the University of Houston in the off-season, and he also took some computer programming courses at Houston this year. His hobbies are landscaping and classic cars—he has restored a 1952 Chevy coupe and a 1953 Ford pickup truck and presently is

working on a 1963 Chevy Impala. He also does extensive work in youth programs. At Brenham HS in Brenham, Tex., Wright won three letters in football and two in track as a sprinter.

Professional Record

Year	Club	RECEIVING					
		Games	Starts	No.	Yds.	Avg.	TD
1978—Atlanta		15	0	2	26	13.0	0
1979—Atlanta				Injured Reserve			
1980—Denver		1	0	0	0	0.0	0
1981—Denver		16	0	3	22	7.3	1
1982—Denver		9	3	9	120	13.3	1
TOTALS		41	3	14	168	12.0	2

ADDITIONAL STATISTICS: Returned two kickoffs for 31 yards, 1978; rushed once for 11 yards, recovered one fumble, 1981; rushed once for minus four yards, 1982.

No. 20 LOUIS DONNEL WRIGHT

Cornerback



Birthdate—Jan. 31, 1953
Birthplace—Gilmer, Texas
Residence—Los Angeles, Calif.
How Acquired—Draft #1, 1975
College—San Jose State
High School—Bakersfield HS, Bakersfield, Calif.
Height—6-2
Weight—200
Pro Year—9th
Year with Broncos—9th

Louis Wright had an outstanding season in 1982, being named by his teammates as the Broncos' defensive most valuable player for a campaign in which he started every game, posted 54 tackles, intercepted two passes and recovered a fumble as well. Wright thus completed a successful comeback from a calf strain that caused him to miss the entire second half of the 1981 season. That injury occurred during pre-game warmups prior to Denver's Monday night contest against the Minnesota Vikings. Wright was a unanimous All-Pro and played in the Pro Bowl in 1977, 1978, and 1979, and he goes into his ninth Denver campaign with 11 career interceptions and an excellent 19.0 return average. He also has recovered seven opposition fumbles, and has scored twice in his pro career. Prior to missing the first Seattle game of the 1979 season with an eye injury, Wright had started in 89 consecutive regular season games. A first round draft choice by the Broncos from San Jose State in 1975, Louis has recorded a 4.4 second time in the 40-yard dash.

COLLEGE: Louis had an outstanding two-year career at San Jose State after transferring from Bakersfield JC, lettering twice as a defensive back and capping his career with appearances in the East-West Shrine Game and the College All-Star Game. He was an All-Coast football selection, and also won two letters as a 9.6 sprinter in the 100, posted a 21.2 time in the 220, a 47.6 in the 440, and had a long jump of 25'7" for the track team. Wright majored in business management.


PERSONAL: Louis and his wife Vicki have two daughters, Summer Marie (3/12/79) and Kyla Lynn (10/1/82) and the family makes its off-season home in Los Angeles, Calif. At Bakersfield (Calif.) HS, Louis played wide receiver and defensive end in earning two varsity letters, in addition to winning two track letters as a sprinter and long jumper.

Professional Record

Year	Club	INTERCEPTIONS					
		Games	Starts	No.	Yds.	Avg.	TD
1975—Denver		11	9	2	9	4.5	0
1976—Denver		14	14	0	32 (yds. on lat'l)	0	0
1977—Denver		14	14	3	128	42.7	1
1978—Denver		16	16	2	2	1.0	0
1979—Denver		16	16	2	2	10.0	0
1980—Denver		15	15		None		
1981—Denver		8	8		None		
1982—Denver		9	9	2	18	9.0	0
TOTALS		103	101	11	209	19.0	1

ADDITIONAL STATISTICS: Recovered one fumble for four yards, 1975; recovered one fumble, 1976; recovered two fumbles, 1978; recovered one fumble for four yards, ran 78 yards for a touchdown after a lateral from Randy Gradishar, and blocked one kick, 1979; recovered one fumble for -5 yards, 1981; recovered one fumble, 1982.

1983 DRAFT CHOICES



Gerald Willhite, 1982 number one draft choice from San Jose State.

1983 DRAFT CHOICES

Round	Player	Pos.	Ht.	Wt.	School
1	Chris Hinton	G	6-4	276	Northwestern (traded to Baltimore Colts for QB John Elway, who was #1 choice in NFL draft)
1	John Elway	QB	6-3	202	Stanford
2	Mark Cooper	T	6-5	267	Miami (Fla.)
3	Clint Sampson	WR	5-11	183	San Diego State
4	Traded to San Francisco for QB Steve DeBerg				
5a	Weedy Harris	LB	6-2	223	Houston
5b	Bruce Baldwin	CB	6-1	200	Harding (Ark.)
6	Victor Heflin	CB	6-0	184	Delaware State
7	Myron Dupree	CB	5-11	188	North Carolina Central
8	Gary Kubiak	QB	6-0	192	Texas A & M
9	Brian Hawkins	CB/S	6-1	190	San Jose State
10	Walt Bowyer	DE	6-4	245	Arizona State
11	Don Bailey	C	6-3	250	Miami (Fla.)
12	Karl Mecklenburg	NT/DE	6-3	250	Minnesota

WILLIAM DONALD (Don) BAILEY C

6-3, 250 DOB: March 24, 1961

Miami (Fla.)

Draft Choice #11



Don Bailey did not miss a down on offense due to injury during the 1981 and 1982 seasons, and he never had a fumble on an exchange during his entire career as the Golden Hurricanes' center. He made all long snaps in the 1979, 1980, and 1982 campaigns, while coaches relieved him of that assignment to give him a breather in 1981. Bailey concluded his college career with an appearance in the Japan Bowl. Called a tough, consistent, and durable player by Miami coaches, he earned four letters and was second only to Bronco draftee Mark Cooper in Miami strength rankings. Bailey squats 525 pounds and can bench press 400. He was a physical education major. Don prepped at Hialeah-Miami Lakes HS in Miami Lakes, where he was second team all-city as a senior. His hobby is fishing.

BRUCE EDWARD BALDWIN CB

6-1, 200 DOB: Sept. 5, 1959

Harding (Ark.)

Draft Choice #5b




Bruce Baldwin was a first team NAIA All-America in 1982, as well as earning All-Arkansas Intercollegiate Conference and all-district honors as a defensive back. He intercepted 11 passes last year to set a new school and AIC record, breaking his own mark of nine set in 1981. Baldwin's 23 career interceptions also rank as the AIC record. He also returned 28 punts for 202 yards as a senior, and was in on 205 tackles during his Harding career. Baldwin was the AIC triple jump champion as a freshman and has a 47' 10" best in that department, along with a 6' 6" in the high jump. He also was a starting guard on the Bison basketball team for two years. A native of Jacksonville, Ill., Bruce earned eight prep letters at Jacksonville HS, three in football, two each in basketball and baseball, and one in track, winning the conference triple jump championship as a senior. Bruce has a degree in physical education from Harding.

WALT NATHANIEL BOWYER, JR. DE
6-4, 245 DOB: Sept. 8, 1960
Draft Choice #10
Arizona State



Walt Bowyer (pronounced "boy-er") last year was in on 58 tackles and had three quarterback sacks for the Arizona State Sun Devils, bringing his career totals to 244 tackles and 14 sacks. He started as a sophomore and junior at defensive end after originally going to Arizona State as a linebacker. A liberal arts major, Bowyer also was a reserve member of the 1980-81 Sun Devil basketball team while at ASU. A graduate of Wilkinsburg HS in his native Wilkesburg, Pa., Bowyer earned eight prep letters in football and basketball. One of the nation's most highly regarded prep defensive players, he earned All-America honors as a senior and was named the outstanding defensive player in his league. Walt played in the prestigious Dapper Dan Basketball Classic. Walt and his wife, Patty, have a daughter, Tammar (8/29/82.)

MARK SAMUEL COOPER T
6-5, 267 DOB: Feb. 14, 1960
Draft Choice #2
Miami (Fla.)



A second team All-South Independent choice (AP) as a senior, Mark Cooper closed out his college career with appearances in the East-West Shrine Game and Senior Bowl. A four-year letterman, Cooper was converted from tight end to tackle for the final game of the 1981 season against Notre Dame when injuries drained the Hurricane offensive line. He steadily improved in 1982, capping his senior campaign with an impressive showing in the Senior Bowl. The strongest lineman on the Miami team, his 405 pound bench press has been surpassed only by his 555 pound squat. Red-shirted in 1979 due to a knee injury, Cooper caught 19 passes for 214 yards and four touchdowns during his 33-game career as a tight end. A Miami native, he was a two-year starter at Miami Killian HS, earning three football letters along with three more in basketball and one in track. An All-America selection by Adidas and Scholastic Coach Magazine, Cooper also earned all-city and all-state honors. Mark set a Killian HS record with a 44.7 punting average. His father played pro football at Green Bay, and Mark has a cousin who pitched in the Oakland Athletics organization and an uncle who played football at Rutgers. A communications graduate of Miami, Mark enjoys hunting, fishing, scuba diving, and working on cars.

MYRON RAY DUPREE CB
5-11, 180 DOB: Oct. 15, 1961
Draft Choice #7
North Carolina Central



Myron Dupree was a strong safety and cornerback during most of his college career, getting in on 100 tackles and intercepting nine passes at North Carolina Central. He intercepted four as a sophomore, three as a junior, and two last year while playing on a defense that was ranked third in division II and sixth in the NAIA in 1982. Dupree was named the NAIA District 26 Defensive Player of the Week once. He has triple jumped 44'5" and long jumped 21'8". Born in Rocky Mount, N.C., Myron graduated from Rocky Mount Senior HS, where he lettered three times each in football and track and once in baseball. He enjoys reading and listening to music.

JOHN ALBERT ELWAY QB
6-3, 202 DOB: June 28, 1960
Draft Choice #1 by Baltimore
Stanford



John Elway was the first selection in the 1983 NFL draft, and joined the Broncos in a trade which sent Denver's number one draft choice Chris Hinton, quarterback Mark Herrmann, and the Broncos' 1984 number one draft choice to Baltimore. Denver signed Elway to a five-year contract on May 2. An exceptional pure passer whose talents were honed by the pro-style offense employed at Stanford, he concluded his college career with five major NCAA Division I-A records and nine major Pac-10 marks. Elway completed 62.1 percent of his career passes (774 of 1,243, both NCAA highs) for 9,349 yards and 77 touchdowns, while setting an NCAA record for the lowest percentage of passes intercepted in a career (3.13 percent). He passed for over 200 yards in 30 of 42 games. As a senior, John was a consensus All-American and finished second in Heisman Trophy balloting while setting virtually every Pac-10 and Stanford career record for total offense and passing. In 1982 he passed for over 2,500 yards for an NCAA record third straight season, capping his career as the East-West Shrine Offensive Player-of-the-Game. He threw for two or more TDs in all but three games as a senior. As a junior Elway received All-America recognition and was named All-West Coast first team by UPI. John was the first sophomore ever named Pac-10 Player-of-the-Year and also the first sophomore quarterback in 18 years to be named a first team All-American (The Sporting News). He compiled amazing 1980 statistics, completing 65.4 percent of his attempts for 2,889 yards and 27 TDs. In limited action as a freshman he completed 50 of 96 attempts for 544 yards, setting a school record for freshmen by hurling six TD passes. Elway earned numerous Player-of-the-Week and Player-of-the-Year honors during his glittering career. A two-sport star, John played baseball for the New York Yankees' Oneonta (N.Y.) single-A farm club in 1982, hitting for a .318 average and knocking in a team-high 24 runs batted in. He was the Yankees' first selection in the 1981 summer draft. He hit .349 with nine homers and 50 RBI in 49 games in his final college baseball season as a sophomore. A native of Port Angeles, Wash., Elway was the most highly recruited prep athlete in the nation in 1979 and was listed on Parade, Scholastic Coach, Football News, and National Coaches Association All-America teams. He had an un-

paralleled football-baseball career at Granada Hills HS. John was 129 of 200 for 1,837 yards and 19 TDs as a senior, while leading the baseball team to the Los Angeles City Championship with a .491 batting average and a 4-2 pitching record. He completed 60 percent of his high school passes for 5,711 yards and 49 TDs. The Kansas City Royals selected him in the 1979 summer draft, although he already had signed a national letter of intent with Stanford. John's father, Jack, is the head coach at San Jose State. Jack coached his son in the East-West Shrine contest in which John earned Offensive MVP laurels. John graduated from Stanford with a degree in economics in June.

CAREER AT A GLANCE

Year	G	Att	Comp	INT	Yds	Pct	TDs
1979**	9	96	50	3	544	.521	6
1980#	11	379	248	11	2,889	.654	27
1981+	11	366	214	13	2,674	.584	20
1982*	11	405	262	12	3,242	.647	24
Totals:	42	1,246	774	39	9,349	.621	77

* ranked 1st PAC-10...3rd Division 1-A Passing...5th Division 1-A Total Offense

+ ranked 3rd PAC-10...15th Division 1-A Passing...11th Division 1-A Total Offense

ranked 1st PAC-10...3rd Division 1-A Passing...5th Division 1-A Total Offense

** ranked 7th PAC-10

GEORGE WASHINGTON (Weedy) HARRIS, JR.

LB

Houston

6-2, 223 DOB: Dec. 2, 1960

Draft Choice #5a



Weedy Harris started eight of the nine games in which he played before missing the last two 1982 contests due to a knee injury which required arthroscopic surgery. Despite missing two games, Harris was Houston's leading tackler with 128, including 88 unassisted. His best game of the season was a 22 tackle performance against Arkansas. He also led the Cougars in tackles in 1981 with 121, and had four games of 14 or more as a junior. Harris's career totals show 290 tackles and two pass interceptions. He made first team All-Southwest Conference (AP and UPI) in 1982. A graduate of Richfield HS in his native Waco, Texas, Harris was an all-state and Cen-Tex selection as a senior. A three-year football letterman as a prepster, he played both fullback and linebacker, also earning two letters each in basketball and track. A business major at Houston, Weedy likes to hunt, fish, and play the bass guitar in his spare time. Married (Jacqueline), Weedy and his wife have a son, Delvin (8/24/79).

BRIAN KEITH HAWKINS

CB/S

San Jose State

6-1, 190 DOB: July 26, 1959

Draft Choice #9



Brian Hawkins started at both strong and free safety for San Jose State last year, posting two interceptions, two fumble recoveries, and two quarterback sacks to go along with his 54 tackles. He led the Spartans with 12 passes defended in 1982. A three-year letterman, Hawkins began his career as a walk-on in 1979 and was red-shirted in 1980. He intercepted four passes and recovered two fumbles in 1981, getting in on 38 tackles that season. An all-league defensive back and tight end at Long Beach Polytechnic HS, Brian earned nine prep letters, three each in football and basketball, two in track, and one in baseball. A native of Clinton, Okla., his relatives include former Philadelphia Eagles wide receiver Ben Hawkins and Chicago Bulls guard Reggie Theus. Brian has a business management degree, and enjoys horseback riding, tennis, and bowling.

VICTOR HEFLIN

CB


Delaware State

6-0, 184 DOB: July 7, 1960

Draft Choice #6



Victor Heflin made the Sheridan Broadcasting Network All-America team in 1982, a season in which he intercepted eight passes and recovered one fumble while taking part in 74 tackles for the Delaware State Hornets. Heflin made the All-Mideastern Athletic Conference team and earned Little All-America honorable mention from AP. His career totals include 12 interceptions and 20 more passes which he broke up. Victor is a graduate of Wayne HS in his native Dayton, Ohio, where he lettered four times each in football and track. He twice made all-conference in both track and football, playing tailback, quarterback, and the defensive backfield as a prepster. He majored in business administration at Delaware State.

GARY WAYNE KUBIAK QB**Texas A & M****6-0, 192 DOB: Aug. 15, 1961****Draft Choice #8**

Gary Kubiak was one of the nation's finest passing quarterbacks in 1981 and 1982. Last year he made the Players' All-Southwest Conference team and earned appearances in the Blue-Gray and Hula Bowl games for a season in which he led the SWC in attempts (324), completions (181), percentage (55.9), yardage (1,948), touchdowns (19), and total offense (1,885). As a junior he set conference records for single game TDs (six against Rice) and single game percentage (19 of 21 for 90.5 percent against Arkansas). In 1981 he ranked second in the SWC in passing (1,08 yards) and total offense (1,986 yards). Kubiak had a five-TD performance against Rice in 1982 and his 306 passing yards in that game marked the season high in the SWC. His 52.7 career percentage (314 completions in 595 attempts) is a Texas A & M record. A good, well-rounded athlete with a fine throwing arm and the ability to elude the rush, Kubiak made all-district, all-state, and All-America at St. Pius HS in his native Houston, where he set the state passing record with 6,190 yards. A brilliant prep athlete, Gary lettered all four years in football, basketball, and baseball, and made all-state in all three sports in both his junior and senior years. He also was all-state in track twice in high school. A physical education major at Texas A & M, Gary is married (Rhonda).

KARL BERNARD MECKLENBURG NT/DE**Minnesota****6-3, 250 DOB: Sept 1, 1960****Draft Choice #12**

Karl Mecklenburg had 54 solo tackles and 21 assists as a senior at Minnesota, including 11 tackles for losses and four quarterback sacks, a performance which earned him second team All-Big Ten honors (AP and UPI). He started his college career at Augustana College (South Dakota), but transferred to Minnesota in 1980, sitting out that season as a redshirt. He became a starter early in 1981 and never lost that role. Mecklenburg earned two varsity letters as a defensive end at Augustana before being moved to tackle by the Golden Gophers. He was an all-conference selection and also earned all-state honors at Edina West HS in his native Edina, Minn. Karl's mother is Undersecretary of the Department of Health, Education, and Welfare, and his father is a physician in the Washington, D.C. area. Karl has a degree in biology and is an accomplished guitarist who also likes to hunt and fish.

CLINTON BERNARD (Clint) SAMPSON WR**San Diego State****5-11, 183 DOB: Jan. 4, 1961****Draft Choice #3**

Clint Sampson posted two-year totals of 52 receptions for 973 yards, an 18.7 average, and eight touchdowns at San Diego State, earning honorable mention All-WAC honors as a senior. He gained a starting role as a senior for the Aztecs, catching 32 passes for 665 yards (a 20.8 average) and seven TDs. He caught four passes for 141 yards and two scores against Oklahoma State, and five for 99 yards and one TD against Long Beach State. As a junior he caught 20 passes for a 15.4 average as one of three rotating receivers. Sampson's best game of 1981 came in the Mirage Bowl against the Air Force Academy, when he caught six passes for 86 yards and one TD. He averaged an outstanding 23.9 yards per catch at Mt. San Antonio JC in 1979 (30 catches for 717 yards, including seven TDs). Sampson also was a member of the 440 relay team that broke the state JC record, and he was the 100 and 400-meter dash champion in the 1979 International track meet in Mexico. Clint was an Academic All-America selection at Crenshaw HS in his native Los Angeles, Calif., where he lettered three times in track, and twice each in football, and basketball. Clint has his degree in public administration and business management, and his hobbies include swimming, cycling, music, and video games.

THE 1982 SEASON



Louis Wright, named by teammates as Denver's defensive most valuable player in 1982.

FINAL STATISTICS

RESULTS AND ATTENDANCE

L Denver 3, San Diego 23	73,564
W Denver 24, San Francisco 21	73,899
L Denver 10, Seattle 17	73,916
L Denver 20, at San Diego 30	47,629
L Denver 27, Atlanta 34	73,984
W Denver 27, at Los Angeles Rams 24	48,112
L Denver 16, Kansas City 37	74,192
L Denver 10, at Los Angeles Raiders 27	44,160
L Denver 11, at Seattle 13	43,145

TEAM STATISTICS

	Broncos	Opponents
TOTAL FIRST DOWNS	170	176
Rushing	52	53
Passing	103	104
Penalty	15	19
Third Down Made/Attempts	43/121	48/132
Third Down Efficiency	36%	36%
TOTAL NET YARDS	2837	3169
Average Per Game	315.2	352.1
Total Plays	592	616
Average Per Play	4.8	5.1
NET YARDS RUSHING	1018	935
Average Per Game	113.1	103.9
Total Rushes	257	293
Average Per Rush	4.0	3.2
NET YARDS PASSING	1819	2234
Average Per Game	202.1	248.2
Tackled/Yards Lost	24/200	16/116
Gross Yards Passing	2019	2350
Attempts/Completions	311/181	307/172
Pct. of Completions	58%	56%
Had Intercepted	19	12
Average Per Pass Play	5.4	6.9
PUNTS/AVERAGE	45/45.0	42/39.4
NET PUNTING AVERAGE	37.8	31.1
TOTAL RETURN YARDAGE	1229	1199
Punts Returns/Average	21/14.5	25/9.1
Kickoff Returns/Average	40/20.5	26/20.8
Interception Returns/Average	12/8.8	19/22.7
PENALTIES/YARDS	54/516	63/571
FUMBLES/BALL LOST	24/17	17/7
TOUCHDOWNS	16	25
Rushing	6	8
Passing	8	14
Returns	2	3
Extra Points Made/Attempts	15/16	25/25
Field Goals Made/Attempts	11/13	17/24
TOTAL POINTS	148	226

SCORE BY PERIODS

	1	2	3	4	OT	Total
BRONCOS	26	47	33	42	—	148
Opponents	40	79	40	67	—	226

RUSHING

	No.	Yds.	Avg.	LG	TD
Willhite	70	347	5.0	23	2
Parros	77	277	3.6	14	1
Winder	67	259	3.9	18	1
Preston	19	81	4.3	13	0
Poole	7	36	5.1	20	0
DeBerg	8	27	3.4	6T	1
Herrmann	3	7	2.3	6T	1
Lytte	2	2	1.0	2	0
Watson	1	-4	-4.0	-4	0
Wright	1	-4	-4.0	-4	0
Upchurch	2	-10	-5.0	-3	0
BRONCOS TOTAL	257	1018	4.0	23	6
Opp. Total	293	935	3.2	46	8

PASSING

	Att.	Comp.	Yds.	Pct.	Avg./Att.	TD
DeBerg	223	131	1405	.587	6.30	7
Herrmann	60	32	421	.533	7.02	1
Morton	26	18	193	.692	7.42	0
Upchurch	0	0	0	.000	0.00	0
Willhite	2	0	0	.000	0.00	0
BRONCOS TOTAL	311	181	2019	.582	6.49	8
Opp. Total	307	172	2350	.560	7.65	14

PASSING

	Pct. TD	Int.	Pct. Int.	LG	TKD/Lost	Rating
DeBerg	.031	11	.049	51T	16/130	67.1
Herrmann	.017	4	.067	39	4/48	53.4
Morton	.000	3	.115	20	3/19	51.0
Upchurch	.000	0	.000	0	1/3	39.5
Willhite	.000	1	.500	0	0/0	0.0
BRONCOS TOTAL	.026	19	.061	51T	24/200	60.8
Opp. Total	.046	12	.039	86T	16/116	79.6

RECEIVING

	No.	Yds.	Avg.	LG	TD
Parros	37	259	7.0	24	2
Watson	36	555	15.4	41	2
Upchurch	26	407	15.7	51T	3
Willhite	26	227	8.7	27	0
Preston	14	134	9.6	20	0
Winder	11	83	7.5	22	0
Egloff	10	96	9.6	17	0
Wright	9	120	13.3	39	1
Odoms	8	82	10.3	18	0
Manning	3	46	15.3	30	0
Lytle	1	10	10.0	10	0
BRONCOS TOTAL	181	2019	11.2	51T	8
Opp. Total	172	2350	13.7	86T	14

INTERCEPTIONS

	No.	Yds.	Avg.	LG	TD
Kyle	3	26	8.7	14	0
Wilson	2	22	11.0	16	0
Wright	2	18	9.0	18	0
Harden	2	3	1.5	3	0
Smith	1	29	29.0	29	0
Jackson	1	8	8.0	8	0
Thomas	1	0	0.0	0	0
BRONCOS TOTAL	12	106	8.8	29	0
Opp. Total	19	431	22.7	60	3

PUNTING

	No.	Yds.	Avg.	TB	In 20	LG	Blk
Prestridge	45	2026	45.0	5	14	65	—
BRONCOS TOTAL	45	2026	45.0	5	14	65	0
Opp. Total	40	1653	41.3	2	9	80	2

SCORING

	TDR	TDP	TDRT	PAT	FG	TP
Karlis				15/16	11/13	48
Upchurch		3	2			30
Parros	1	2				18
Willhite	2					12
Watson		2				12
DeBerg	1					6
Winder	1					6
Herrmann	1					6
Wright		1				6
BRONCOS TOTAL	6	8	2	15/16	11/13	148**
Opp. Total	8	14	3	25/25	17/24	226

**Includes 2 safeties

PUNT RETURNS

	No.	FC	Yds.	Avg.	LG	TD
Upchurch	15	3	242	16.1	78T	2
Willhite	6	4	63	10.5	23	0
BRONCOS TOTAL	21	7	305	14.5	78T	2
Opp. Total	25	3	227	9.1	25	0

KICKOFF RETURNS

	No.	Yds.	Avg.	LG	TD
Willhite	17	337	19.8	26	0
Manning	15	346	23.1	34	0
Wilson	6	123	20.5	30	0
Uecker	1	12	12.0	12	0
Poole	1	0	0.0	0	0
BRONCOS TOTAL	40	818	20.5	34	0
Opp. Total	26	541	20.8	68	0

FIELD GOALS

	1-19	20-29	30-39	40-49	50+	Total
Karlis	2-2	3-3	3-4	3-4	0-0	11-13
BRONCOS TOTAL	2-2	3-3	3-4	3-4	0-0	11-13
Opp. Total	3-3	4-6	3-4	4-5	3-6	17-24

1982 DEFENSIVE STATISTICS

(Compiled from Coaching Film Study)

Player	Tackles	Assists	Total	Sacks/Yds	Int./Yds	OFR/Yds
Boyd	8	8	16			
Busick	1	3	4			
Carter	23	28	51			
Chavous	35	27	62	5/42		
Comeaux	0	0	0			
Dennison	0	0	0			
Evans	55	25	80			
Foley	1	4	5			
Gradishar	80	71	151	2/16		1/0
Harden	35	16	51		2/3	1/13
R. Jackson	2	3	5			
T. Jackson	47	39	86	1/1	1/8	
Jones	34	30	64	2/11		
Kyle	36	16	52		3/26	1/10
Latimer	31	17	48	1/9		
Manor	10	10	20	2/11		
Ryan	54	30	84			
Smith	53	12	65	2/11	1/29	
Swenson	2	9	11			
Thomas	9	5	14		1/1	
Trimble	12	8	20			
Wilson	33	15	48		2/22	1/1
Woodard	0	0	0			
L. Wright	44	10	54	1/11	2/18	1/0

Blocked Kicks: Smith, Lytle (2).

TOP PERFORMANCES OF 1982

Individual

RUSHING — Gerald Willhite, 9-70, vs. Seattle (11/21). **PASSING** — Percentage: Craig Morton, .750 on 15 of 20, vs. San Diego (9/12). Yards: Steve DeBerg, 307, at Los Angeles Rams (12/12). Touchdowns: Steve DeBerg, 2, vs. San Francisco (9/19), vs. Atlanta (12/5), and at Los Angeles Rams (12/12). **RECEIVING** — Number and Yards: Steve Watson, 10 for 183, at Los Angeles Rams (12/12). **INTERCEPTIONS** — Number: Several players with one each. Yards: Dennis Smith, 29, vs. San Francisco (9/19). **KICKOFF RETURNS** — Number: Wade Manning, 4, at San Diego (11/28). Yards: Wade Manning, 80, vs. Atlanta (12/5). **PUNT RETURNS** — Number: Rick Upchurch, 5, at Los Angeles Rams (12/12). Yards: Rick Upchurch, 94, vs. San Francisco (9/19). **SCORING** — Rick Upchurch, 12, vs. San Francisco (9/19). **TOUCHDOWNS** — Rick Upchurch, 2, vs. San Francisco (9/19).

Team

TOTAL OFFENSE — 387 (199 rushing, 188 passing), at Seattle (1/2/83). **RUSHING** — 199 at Seattle (1/2/83). **PASSING** — 307 at Los Angeles Rams (12/12). **SCORING** — 27, vs. Atlanta (12/5) and at Los Angeles Rams (12/12). **TOTAL DEFENSE** — 253 at Los Angeles Rams (12/12). **RUSHING DEFENSE** — 61 at Los Angeles Raiders (12/26). **PASSING DEFENSE** — 161 at Los Angeles Rams (12/12). **SCORING DEFENSE** — 13 at Seattle (1/2/83).

Longest Plays

RUN FROM SCRIMMAGE — Gerald Willhite, 23, vs. Seattle (11/21). **PASS PLAY** — Steve DeBerg to Rick Upchurch, 51 yards (TD), vs. San Francisco (9/19). **KICKOFF RETURN** — Wade Manning, 34, at San Diego (11/28). **PUNT RETURN** — Rick Upchurch, 78 (TD), vs. Kansas City (12/19). **INTERCEPTION RETURN** — Dennis Smith, 29, vs. San Francisco (9/19). **PUNT** — Luke Prestridge, 65, vs. Kansas City (12/19). **FIELD GOAL** — Rich Karlis, 47, at Los Angeles Rams (12/12).



BRONCOS DEPTH CHART

1982 Starters Listed First, 1983 Draftees in Italics.

OFFENSE

WR 80 Rick Upchurch	82 Orlando McDaniel	Clinton Sampson (#3)
LT 71 Claudie Minor	67 Keith Uecker	Mark Cooper (#2)
LG 62 Tom Glassic	54 Keith Bishop	
C 64 Billy Bryan	54 Keith Bishop	Don Bailey (#11)
RG 70 Dave Studdard	60 Paul Howard	
RT 76 Ken Lanier	78 Brian Clark	
TE 87 Jim Wright/ 88 Riley Odums	85 Ron Egloff	
WR 81 Steve Watson	83 Wade Manning	
QB 17 Steve DeBerg	John Elway (#1/trade)	Gary Kubiak (#8)
RB 46 Dave Preston	47 Gerald Willhite	23 Sammy Winder
RB 24 Rick Parros	41 Rob Lytle	34 Nathan Poole

DEFENSE

LE 79 Barney Chavous	77 Greg Boyd	Karl Mecklenburg (#12)
NT 68 Rubin Carter/ 72 Don Latimer		
RE 75 Rulon Jones	66 Brison Manor	Walt Bowyer (#10)
LOLB 50 Jim Ryan	51 Bob Swenson	59 Darren Comeaux
LILB 56 Larry Evans	58 Steve Busick	55 Rick Dennison
RILB 53 Randy Gradishar	58 Steve Busick	Weedy Harris (#5a)
ROLB 57 Tom Jackson	52 Ken Woodward	
LCB 20 Louis Wright	Bruce Baldwin (#5b)	Victor Heflin (#6)
RCB 45 Steve Wilson	28 Roger Jackson	Myron Dupree (#7) Brian Hawkins (#9)
SS 49 Dennis Smith	26 J.T. Thomas	
FS 43 Steve Foley/ 31 Mike Harden		37 Steve Trimble

SPECIALISTS

Punter - 11 Luke Prestridge

Kicker - 3 Rich Karlis

PR - 80 Rick Upchurch 47 Gerald Willhite

KR - 47 Gerald Willhite 45 Steve Wilson

Snapper - 54 Keith Bishop 64 Billy Bryan

Holder - 17 Steve DeBerg 11 Luke Prestridge

DENVER BRONCOS 1983 VETERAN ROSTER

No.	Name	Pos.	Height	Weight	NFL Exp.	Birthdate	Birthplace	College	Residence	Games In '82
54	Bishop, Keith	C/G	6-3	260	3	3/10/57	San Diego, CA	Baylor	Englewood, CO	9
77	Boyd, Greg	DE	6-6	280	6	9/15/53	Mercad, CA	San Diego St.	Denver, CO	9
64	Bryan, Bill	C	6-2	258	6	6/21/55	Burlington, NC	Duke	Burlington, NC	9
58	Busick, Steve	LB	6-4	227	3	12/10/58	Los Angeles, CA	So. California	Aurora, CO	9
68	Carver, Rubin	NT	6-3	256	9	12/12/52	Pompano Beach, FL	Miami (Fla.)	Aurora, CO	9
79	Chavous, Barney	DE	6-3	258	11	3/22/51	Aiken, SC	So. Carolina St.	Aurora, CO	0
78	Clark, Brian	T	6-6	260	2	9/22/60	Anderson, SC	Clemson	St. Petersburg, FL	3
59	Comeaux, Darren	LB	6-1	227	2	4/15/60	Shawnee, OK	Arizona St.	San Diego, CA	9
17	DeBerg, Steve	QB	6-3	205	7	1/19/54	Oakland, CA	San Jose St.	Denver, CO	9
55	Dennison, Rick	LB	6-2	215	2	6/22/58	Kallispel, MT	Colorado St.	Fl. Collins, CO	9
85	Egloff, Ron	TE	6-5	235	7	10/3/55	Plymouth, MI	Wisconsin	Englewood, CO	9
56	Evans, Larry	LB	6-2	220	8	7/11/53	Mountrose, MS	Mississippi Col.	Denver, CO	9
43	Foley, Steve	S	6-2	190	7	11/11/53	New Orleans, LA	Tulane	New Orleans, LA	1
62	Glassic, Tom	G	6-3	260	8	4/17/54	Elizabeth, NJ	Virginia	Littleton, CO	9
53	Gradishar, Randy	LB	6-2	231	10	3/3/52	Warren, OH	Ohio St.	Littleton, CO	5
31	Harden, Mike	S	6-1	192	4	2/16/58	Memphis, TN	Michigan	Aurora, CO	9
10	Herrmann, Mark	QB	6-4	195	3	1/8/59	Cincinnati, OH	Purdue	Englewood, CO	2
60	Howard, Paul	G	6-3	260	10	9/12/50	San Jose, CA	Brigham Young	Redding, CA	9
28	Jackson, Roger	CB	6-0	186	2	2/28/59	Macon, GA	Belhune-Cookman	Denver, CO	9
57	Jackson, Tom	LB	5-11	220	11	4/4/51	Cleveland, OH	Louisville	Denver, CO	9
75	Jones, Rulon	DE	6-6	260	4	3/25/58	Salt Lake City, UT	Utah St.	Thornton, CO	9
3	Karlis, Rich	K	6-0	180	2	5/23/59	Salem, OH	Cincinnati	Denver, CO	9
76	Lanier, Ken	T	6-3	269	3	7/8/59	Columbus, OH	Florida St.	Denver, CO	9
72	Lallimer, Don	NT	6-2	255	6	3/1/55	FL Pierce, FL	Miami (Fla.)	Aurora, CO	9
41	Lytle, Rob	RB	5-11	195	7	11/12/54	Fremont, OH	Michigan	Fremont, OH	9
83	Manning, Wade	WR	5-11	190	4	7/25/55	Meadville, PA	Ohio St.	Denver, CO	9
66	Manor, Brisson	DE	6-4	248	7	8/10/52	Bridgeton, NJ	Arkansas	North Little Rock, AK	3
82	McDaniel, Orlando	WR	6-0	180	2	12/1/60	Lake Charles, LA	Louisiana St.	Baton Rouge, LA	9
71	Minor, Claudie	T	6-4	278	10	4/21/51	Pomona, CA	San Diego St.	Englewood, CO	8
88	Odoms, Riley	TE	6-4	235	12	3/1/50	Corpus Christi, TX	Houston	Houston, TX	9
24	Parros, Rick	RB	5-11	200	3	6/14/58	Brooklyn, NY	Utah St.	Denver, CO	9
34	Poodle, Nathan	RB	5-9	212	4	12/17/56	Alexander City, AL	Louisville	Aurora, CO	8
46	Preston, Dave	RB	5-11	195	6	5/29/55	Dayton, OH	Bowling Green	Englewood, CO	9
11	Prestridge, Luke	P	6-4	235	5	9/17/56	Houston, TX	Baylor	Englewood, CO	9
50	Ryan, Jim	LB	6-1	215	5	5/18/57	Bellmawr, NJ	William & Mary	Denver, CO	9
49	Smith, Dennis	S	6-3	200	3	2/3/59	Santa Monica, CA	So. California	Santa Monica, CA	8
70	Studdard, Dave	T	6-4	260	5	11/22/55	San Antonio, TX	Texas	Westminster, CO	9
51	Swenson, Bob	LB	6-3	225	8	7/1/53	Stockton, CA	California	Longmont, CO	4
26	Thomas, J. T.	S	5-10	196	10	4/22/51	Macon, GA	Florida St.	Monroeville, PA	9
37	Trimble, Steve	S	5-10	181	3	5/11/58	Cumberland, MD	Maryland	Denver, CO	6
67	Uecker, Keith	WR	6-5	260	2	6/29/60	Auburn, AL	Auburn	Hollywood, FL	5
80	Upchurch, Rick	WR	5-10	180	9	5/28/57	Toledo, OH	Minnesota	Englewood, CO	9
81	Watson, Steve	WR	6-4	195	5	5/28/57	Baltimore, MD	Temple	Aranda, CO	9
47	Willhite, Gerald	RB	5-10	200	2	5/30/59	Sacramento, CA	San Jose St.	Rancho Cordova, CA	9
45	Willson, Steve	CB	5-10	195	2	8/24/57	Los Angeles, CA	Howard	Richardson, TX	8
23	Winder, Sammy	CB	5-11	203	2	7/15/59	Madison, MS	So. Mississippi	Jackson, MS	9
52	Woodard, Ken	LB	6-1	218	2	1/22/60	Detroit, MI	Tuskegee Institute	Detroit, MI	9
87	Wright, Jim	TE	6-3	240	4	9/1/56	Fort Hood, TX	Texas Christian	Houston, TX	9
20	Wright, Louis	CB	6-2	200	9	1/31/53	Gilmer, TX	San Jose St.	Bakersfield, CA	9

VETERAN ROSTER ANALYSIS

Year	Draft	Trades	Free Agents/Waivers
1972 5-9-0 3rd, AFC West	TE Riley Odoms (1)		
1973 7-5-2 2nd, AFC West	DE Barney Chavous (2) G Paul Howard (3a) LB Tom Jackson (4)		
1974 7-6-1 2nd, AFC West	LB Randy Gradishar (1) T Claudie Minor (3)		
1975 6-8-0 2nd, AFC West	CB Louis Wright (1) WR Rick Upchurch (4b) DT Rubin Carter (5b) CB Steve Foley (8)	LB Bob Swenson	
1976 9-5-0 2nd, AFC West	G Tom Glasick (1) LB Larry Evans (14)		
1977 12-2-0 1st, AFC West AFC Champions	RB Rob Lytle (2) C Bill Bryan (4)	TE Ron Egloff DE Brison Manor	
1978 10-6-0 1st, AFC West	DT Don Latimer (1)	RB Dave Preston	
1979 10-6-0 2nd, AFC West	P Luke Prestridge (7)	LB Jim Ryan T Dave Studdard WR Steve Watson	
1980 8-8-0 4th, AFC West	DE Rulon Jones (2) RB Rick Parros (4) DB Mike Harden (5a) C/G Keith Bishop (6)	TE James Wright DE Greg Boyd	
1981 10-6-0 2nd, AFC West	DB Dennis Smith (1) QB Mark Herrmann (4) T Ken Lanier (5) LB Steve Busick (7)	QB Steve DeBerg (from San Francisco) WR Wade Manning (from Buffalo)	S Steve Trimble
1982 2-7-0 5th, AFC West	RB Gerald Willhite (1) WR Orlando McDaniel (2) RB Sammy Winder (5) T Keith Uecker (9) LB Ken Woodard (10) T Brian Clark (12)	S J.T. Thomas (from Pittsburgh)	LB Darren Comeaux LB Rick Dennison DB Roger Jackson K Rich Karlis RB Nathan Poole CB Steve Wilson

BRONCOS DEPARTMENTAL LEADERS

Category	Player	AFC Rank	AFC Leader	NFL Rank	NFL Leader
Scoring	Karlis—48	8th (Kickers)	Benirschke, SD—80	16th	Benirschke, SD—80
Rushing	Willhite—347	15th	McNeil, NY—786	28th	McNeil, NY Jets—786
Passing	DeBerg—131-223, 1405 yards, 7 TD, 11 int., 67.2 rating	8th	Anderson, Cin—95.5	21st	Anderson, Cin—95.5
Receiving	Parros—37	10th	Winslow, SD—54	T-15th	D. Clark, SF—60
Punting	Watson—555 yards	9th	Chandler, SD—1032	12th	Chandler, SD—1032
Interceptions	Prestridge—45.0	1st	Prestridge, Den—45.0	1st	Prestridge, Den—45.0
Kickoff returns	Kyle—3	T-3rd	Four tied with 5	T-4th	Walls, Dal—7
Punt returns	Manning—23.1	5th	Mosley, Buf—27.1	9th	Mosley, Buf—27.1
	Upchurch—16.1	1st	Upchurch, Den—16.1	1st	Upchurch, Den—16.1

HOW THE BRONCOS RANKED

Category	Broncos Total	AFC Rank	AFC Leader	NFL Rank	NFL Leader
Points scored	148	9th	SD—288	20th	SD—288
First downs	170	7th	SD—233	12th	SD—233
Total plays	592	7th	SD—617	12th	SD—617
Total yards	2837	7th	SD—4048	15th	SD—4048
Rushing yards	1018	9th	Buf—1371	17th	Buf—1371
Passing yards	1819	6th	SD—2927	15th	SD—2927

GAME-BY-GAME REVIEW

CHARGERS 23, BRONCOS 3 Sunday, September 12 at Denver

San Diego	3	3	10	7	—	23
Denver	0	3	0	0	—	3
SD—Benirschke 50 FG						
Den—Karlis 40 FG						
SD—Benirschke 24 FG						
SD—Benirschke 40 FG						
SD—Fitzkee 18 pass from Fouts (Benirschke kick)						
SD—Muncie 10 run (Benirschke kick)						
ATT—73,564						

TEAM STATISTICS

	SD	Den
First downs	23	17
Total net yards	379	323
Net yards rushing	140	101
Net yards passing	239	222
Total plays	72	62
Passes	33-19-0	36-23-2
Return yards	60	118
Penalty yards	53	50

INDIVIDUAL STATISTICS

San Diego

RUSHING—Muncie 18-79, Chandler 4-11, Cappelletti 5-16, Brooks 10-37, Fouts 1-(-3). **PASSING**—Fouts 19-32-0, 253 yards, Muncie 0-1-0. **RECEIVING**—Winslow 2-17, Muncie 3-28, Joiner 3-31, Sievers 3-23, Chandler 4-120, Fitzkee 1-18, Brooks 3-16.

Denver

RUSHING—Parros 10-30, Winder 6-38, Willhite 7-22, Preston 2-11. **PASSING**—Morton 15-20-2, 153 yards, DeBerg 8-16-0, 71 yards. **RECEIVING**—Preston 2-14, Willhite 4-23, Odoms 1-4, Upchurch 6-97, Parros 2-11, Egloff 3-31, Winder 4-37, Watson 1-7.

BRONCOS 24, 49ERS 21

Sunday, September 19 at Denver

San Francisco	14	7	0	0	—	21
Denver	7	7	0	10	—	24
SF—Solomon 46 pass from Montana (Wersching kick)						
Den—Upchurch 67 punt return (Karlis kick)						
SF—Moore 1 run (Wersching kick)						
Den—Parros 4 pass from DeBerg (Karlis kick)						
SF—Clark 24 pass from Montana (Wersching kick)						
Den—Upchurch 37 pass from DeBerg (Karlis kick)						
Den—Karlis 18 FG						
ATT—73,899						

TEAM STATISTICS

	SF	Den
First downs	20	17
Total net yards	413	283
Net yards rushing	90	100
Net yards passing	323	183
Total plays	69	60
Passes	37-26-2	26-17-1
Return yards	37	216
Penalty yards	106	91

LA Raiders—86
LA Raiders—840
Dal—29

16th
10th
T-4th

LA—86
LA—840
Bal—24
Den—24
Den—17

9th
6th
T-1st
1st

54
516
24
17

Penalties
Penalty yards
Fumbles
Fumbles lost

DEFENSE

Wash—128
Buf—15
Mia—15
Chi—4

25th
23rd
T-12th

Mia—131
Buf—15
Mia—15
NY—5
Pit—5

12th
11th
T-6th

226
25
8

Points allowed
Total TDs allowed
Touchdowns rushing

Sea—4
Mia—147
Wash—47

T-21st
20th
T-2nd

Sea—4
Mia—147
Den—53
LA—53

12th
8th
T-1st

14
176
53

Touchdowns passing
Total first downs
Rushing

Mia—65
Mia—5
Mia—2312
Pit—762
Mia—1027
LA Raiders—38
Mia—19
Atl—15
NY Jets—(+8)

23rd
T-24th
24th
7th
26th
24th
T-14th
T-22nd
28th

Mia—65
Mia—5
Mia—2312
Pit—762
Mia—1027
LA—38
Mia—19
Hou—14
NY—(+8)

10th
12th
11th
4th
12th
11th
T-10th
12th
14th

104
19
3169
935
2234
16
12
7
-17

Passing
Penalty
Total yards allowed
Rushing
Passing
Passer tackled
Interceptions
Fumbles recovered
Takeaways-Giveaways

INDIVIDUAL STATISTICS

San Francisco

RUSHING—Cooper 4-10, Moore 7-33, Montana 2-2, V. Williams 16-45, Ring 1-0. **PASSING**—Montana 26-37-2, 336 yards. **RECEIVING**—Nehemiah 1-9, Solomon 4-109, Young 4-47, D. Clark 9-127, Cooper 1-(-2), V. Williams 1-8, Ramson 1-6, Moore 4-17, Ring 1-15.

Denver

RUSHING—Preston 3-15, Parros 9-18, Willhite 4-21, Upchurch 1-6, Winder 12-38, Lytle 2-2. **PASSING**—Morton 3-4-1, 40 yards, DeBerg 14-22-0, 157 yards. **RECEIVING**—Upchurch 5-77, Odoms 3-28, Parros 3-12, Willhite 1-27, J. Wright 1-11, Winder 1-8, Preston 1-6, Watson 2-28.

SEAHAWKS 17, BRONCOS 10

Sunday, November 21 at Denver

Seattle	0	0	7	10	—	17
Denver	0	7	3	0	—	10
Den—Willhite 15 run (Karlis kick)						
Sea—Scholtz 31 interception return (N. Johnson kick)						
Den—Karlis 21 FG						
Sea—N. Johnson 25 FG						
Sea—Largent 34 pass from Zorn (N. Johnson kick)						
ATT—73,916						

TEAM STATISTICS

	Sea	Den
First downs	21	10
Total net yards	387	250
Net yards rushing	92	136
Net yards passing	295	129
Total plays	73	54
Passes	41-22-1	27-12-2
Return yards	168	24
Penalty yards	49	82

INDIVIDUAL STATISTICS

Seattle

RUSHING—Smith 11-56, T. Brown 6-9, Hughes 6-21, Ivory 3-(-1), Largent 1-8, Zorn 2-(-1). **PASSING**—Zorn 22-41-1, 318 yards. **RECEIVING**—Largent 3-59, Johns 5-103, T. Brown 3-21, Carr 1-22, Metzelaars 1-23, Tice 1-12, Hughes 3-18, Smith 4-43, Sawyer 1-17.

Denver

RUSHING—Preston 4-10, Willhite 9-70, Upchurch 1-(-7), Parros 11-63. **PASSING**—Morton 0-2-0, DeBerg 12-25-2, 129 yards. **RECEIVING**—Winder 1-(-5), Parros 4-42, Willhite 3-34, Watson 3-47, Preston 1-11.

CHARGERS 30, BRONCOS 20

Sunday, November 28 at San Diego

Denver	3	7	7	3	—	20
San Diego	0	17	3	10	—	30
Den—Karlis 27 FG						
SD—Winslow 3 pass from Fouts (Benirschke kick)						
SD—Benirschke 41 FG						
SD—Winslow 28 pass from Fouts (Benirschke kick)						
Den—Upchurch 15 pass from DeBerg (Karlis kick)						
Den—DeBerg 6 run (Karlis kick)						
SD—Benirschke 18 FG						
Den—Karlis 38 FG						
SD—Winslow 2 pass from Fouts (Benirschke kick)						
SD—Benirschke 42 FG						
ATT—47,629						

TEAM STATISTICS

	Den	SD
First downs	20	28
Total net yards	294	436
Net yards rushing	119	106
Net yards passing	175	330
Total plays	55	78
Passes	28-19-2	40-27-1
Return yards	178	146
Penalty yards	55	100

INDIVIDUAL STATISTICS

Denver

RUSHING—Preston 7-40, Willhite 10-30, Parros 6-37, DeBerg 3-12. **PASSING**—DeBerg 19-28-2, 184 yards. **RECEIVING**—Parros 9-59, Preston 2-22, Odoms 2-28, Willhite 1-10, Upchurch 1-15, Egloff 1-10, Watson 3-40.

San Diego

RUSHING—Muncie 13-41, Brooks 19-56, Cappelletti 4-5, Fouts 1-4. **PASSING**—Fouts 27-40-1, 337 yards. **RECEIVING**—Joiner 7-121, Muncie 2-35, Scales 3-42, Winslow 8-107, Brooks 4-15, Cappelletti 3-17.

FALCONS 34, BRONCOS 27

Sunday, December 5 at Denver

Atlanta	7	7	10	10	—	34
Denver	14	3	3	7	—	27
Atl—Andrews 8 run (Luckhurst kick)						
Den—Winder 3 run (Karlis kick)						
Den—Watson 6 pass from DeBerg (Karlis kick)						
Atl—Miller 9 pass from Bartkowski (Luckhurst kick)						
Den—Karlis 31 FG						
Den—Karlis 26 FG						
Atl—Andrews 86 pass from Bartkowski (Luckhurst kick)						
Atl—Luckhurst 51 FG						
Atl—Luckhurst 51 FG						
Atl—Andrews 2 run (Luckhurst kick)						
Den—J. Wright 5 pass from DeBerg (Karlis kick)						
ATT—73,984						

TEAM STATISTICS

	Atl	Den
First downs	19	23
Total net yards	342	350
Net yards rushing	137	101
Net yards passing	205	249
Total plays	63	73
Passes	23-14-1	44-24-2
Return yards	89	99
Penalty yards	40	20

INDIVIDUAL STATISTICS

Atlanta

RUSHING—Andrews 16-73, Cain 6-8, Riggs 9-48, Bartkowski 4-(-5), Robinson 2-13. **PASSING**—Bartkowski 14-23-1, 229 yards. **RECEIVING**—Jenkins 5-49, A. Jackson 2-22, Miller 2-20, Riggs 1-3, Andrews 3-106, Robinson 1-29.

Denver

RUSHING—Willhite 7-38, DeBerg 2-3, Winder 8-27, Parros 10-33. **PASSING**—DeBerg 24-43-2, 271 yards, Willhite 0-1-0. **RECEIVING**—Willhite 6-33, Watson 5-101, Odoms 1-11, Parros 4-30, Lytle 1-10, Upchurch 2-27, Winder 1-8, Egloff 1-8, J. Wright 2-13, Manning 1-30.

BRONCOS 27, RAMS 24

Sunday, December 12 at Anaheim

Denver	0	14	3	10	—	27
Los Angeles Rams	7	14	0	3	—	24
LA—Guman 1 run (Lansford kick)						
LA—Tyler 1 run (Lansford kick)						
LA—Cromwell 17 run (Lansford kick)						
Den—Upchurch 51 pass from DeBerg (Karlis kick)						
Den—Parros 7 pass from DeBerg (Karlis kick)						
Den—Karlis 47 FG						
Den—Karlis 18 FG						
Den—Parros 2 run (Karlis kick)						
LA—Lansford 39 FG						
ATT—48,112						

TEAM STATISTICS

	Den	LA
First downs	22	14
Total net yards	385	253
Net yards rushing	127	92
Net yards passing	258	161
Total plays	70	61
Passes	31-23-1	33-14-3
Return yards	128	142
Penalty yards	38	45

INDIVIDUAL STATISTICS

Denver

RUSHING—Parros 9-25, Willhite 10-43, Winder 14-57, DeBerg 1-2. **PASSING**—DeBerg 23-31-1, 307 yards. **RECEIVING**—Parros 3-20, Watson 10-183, Odoms 1-11, J. Wright 1-2, Willhite 2-11, Upchurch 2-68, Egloff 2-11, Winder 2-1.

Los Angeles

RUSHING—Tyler 12-29, Guman 6-17, J. Thomas 7-29, Cromwell 1-17. **PASSING**—Ferragamo 14-33-3, 181 yards. **RECEIVING**—Tyler 4-23, Dennard 1-22, Barber 3-31, Miller 2-28, Guman 2-52, D. Hill 2-25.

CHIEFS 37, BRONCOS 16

Sunday, December 19 at Denver

Kansas City	3	7	10	17	—	37
Denver	0	13	3	0	—	16
KC—Lowery 47 FG						
KC—Harris 56 interception return (Lowery kick)						
Den—Willhite 2 run (kick failed)						
Den—Upchurch 78 punt return (Karlis kick)						
KC—Dixon 1 pass from Kenney (Lowery kick)						
Den—Karlis 44 FG						
KC—Lowery 19 FG						
KC—Lowery 22 FG						
KC—Carson 33 pass from Kenney (Lowery kick)						
KC—Barbaro 43 interception return (Lowery kick)						
ATT—74,192						

TEAM STATISTICS

	KC	Den
First downs	17	17
Total net yards	270	220
Net yards rushing	98	74
Net yards passing	172	146
Total plays	61	59
Passes	26-12-1	30-19-2
Return yards	246	247
Penalty yards	33	76

INDIVIDUAL STATISTICS

Kansas City

RUSHING—Hadnot 13-49, Jackson 19-49, Kenney 1-0. **PASSING**—Kenney 12-26-1, 188 yards. **RECEIVING**—Carson 3-110, Marshall 3-30, Dixon 3-36, Hadnot 2-9, Scott 1-3.

Denver

RUSHING—Willhite 12-46, Parros 4-7, Watson 1-(-4), Winder 8-28, Upchurch 1-(-3). **PASSING**—DeBerg 19-30-2, 163 yards. **RECEIVING**—Preston 5-49, Watson 4-28, Upchurch 3-27, Parros 1-1, Willhite 3-13, Egloff 1-15, J. Wright 2-30.

RAIDERS 27, BRONCOS 10

Sunday, December 26 at Los Angeles

Denver	0	0	0	10	—	10
Los Angeles Raiders	3	24	0	0	—	27
LA—Bahr 19 FG						
LA—Allen 4 pass from Plunkett (Bahr kick)						
LA—King 5 run (Bahr kick)						
LA—Allen 51 pass from Plunkett (Bahr kick)						
LA—Bahr 36 FG						
Den—Karlis 31 FG						
Den—Watson 18 pass from Herrmann (Karlis kick)						
ATT—44,160						

TEAM STATISTICS

	Den	LA
First downs	25	16
Total net yards	345	312
Net yards rushing	61	61
Net yards passing	284	251
Total plays	85	66
Passes	56-26-5	16-34-1
Return yards	130	250
Penalty yards	90	76

INDIVIDUAL STATISTICS

Denver

RUSHING—Willhite 6-22, Parros 7-15, Winder 6-4, Poole 1-20, DeBerg 1-4, J. Wright 1-(-4). **PASSING**—DeBerg 12-28-2, 123 yards, Herrmann 14-28-3, 233 yards. **RECEIVING**—Upchurch 5-79, Parros 5-55, Watson 4-81, Willhite 4-46, Winder 2-34, Preston 2-24, Egloff 2-21, Manning 2-16.

Los Angeles

RUSHING—King 9-37, Allen 12-16, Willis 5-12, Plunkett 3-(-7), Branch 1-3. **PASSING**—Plunkett 16-32-1, 261 yards, Allen 0-2-0. **RECEIVING**—Allen 5-91, Christensen 5-68, Barnwell 3-78, Branch 2-24, King 1-0.

SEAHAWKS 13, BRONCOS 11

Sunday, January 2, 1983 at Seattle

Denver	2	0	7	2	—	11
Seattle	3	0	0	10	—	13
Sea—N. Johnson 22 FG						
Den—Safety Boyd tackled T. Brown in end zone						
Den—Herrmann 6 run (Karlis kick)						
Sea—N. Johnson 34 FG						
Den—Safety Chavous tackled Krieg in end zone						
Sea—Carr 19 pass from Krieg (N. Johnson kick)						
ATT—43,145						

TEAM STATISTICS

	Den	Sea
First downs	19	18
Total net yards	387	363
Net yards rushing	199	129
Net yards passing	188	247
Total plays	74	73
Passes	33-18-2	39-22-2
Return yards	83	63
Penalty yards	14	55

INDIVIDUAL STATISTICS

Denver

RUSHING—Winder 13-67, Willhite 4-52, Parros 12-52, Poole 6-16, Herrmann 2-8, Preston 3-5. **PASSING**—Herrmann 18-32-1, 188 yards, Willhite 0-1-1. **RECEIVING**—Parros 6-29, Watson 4-40, J. Wright 3-64, Willhite 2-30, Upchurch 2-17, Preston 1-8.

Seattle

RUSHING—Doornink 10-70, Zorn 1-28, Smith 5-17, Hughes 4-18, T. Brown 8-5, Krieg 3(-9). **PASSING**—Krieg 12-18-1, 142 yards, Zorn 9-19-1, 78 yards, N. Johnson 1-1-0, 27 yards, Lane 0-1-0. **RECEIVING**—Doornink 5-67, Smith 4-11, Carr 3-40, Largent 3-36, Johns 2-35, Metzelaars 2-15, Zorn 1-27, Walker 1-10, Tice 1-6.

NFL PLAYER PERSONNEL DATES

July 5 — 24-hour waivers period begins.
 Aug. 16 — Rosters must be reduced to 60 players.
 Aug. 23 — Rosters must be reduced to 50 players.
 Aug. 29 — Rosters must be reduced to 45 players.
 Oct. 11 — Trading deadline.

1982 FINAL STANDINGS American Football Conference

Eastern Division

	W	L	T	Pct.	Pts.	OP.
*Miami	7	2	0	.778	198	131
*N. Y. Jets	6	3	0	.667	245	166
*New England	5	4	0	.556	143	157
Buffalo	4	5	0	.444	150	154
Baltimore	0	8	1	.056	113	246

Central Division

	W	L	T	Pct.	Pts.	OP.
*Cincinnati	7	2	0	.778	232	177
*Pittsburgh	6	3	0	.667	204	146
*Cleveland	4	5	0	.444	140	182
Houston	1	8	0	.111	136	145

Western Division

	W	L	T	Pct.	Pts.	OP.
*L. A. Raiders	8	1	0	.889	260	200
*San Diego	6	3	0	.667	288	221
Seattle	4	5	0	.444	127	147
Kansas City	4	5	0	.444	176	184
Denver	2	7	0	.222	148	226

National Football Conference

Eastern Division

	W	L	T	Pct.	Pts.	Op
*Washington	8	1	0	.889	190	128
*Dallas	6	3	0	.667	226	145
*St. Louis	5	4	0	.556	135	170
N. Y. Giants	4	5	0	.444	164	160
Philadelphia	3	6	0	.333	191	195

Central Division

	W	L	T	Pct.	Pts.	Op
*Green Bay	5	3	1	.611	226	169
*Minnesota	5	4	0	.556	187	198
*Tampa Bay	5	4	0	.556	158	178
*Detroit	4	5	0	.444	181	176
Chicago	3	6	0	.333	141	174

Western Division

	W	L	T	Pct.	Pts.	Op
*Atlanta	5	4	0	.556	183	199
New Orleans	4	5	0	.444	129	160
San Francisco	3	6	0	.222	200	250
L. A. Rams	2	7	0	.222	200	250

*Clinched Playoffs

FINAL 1982 STANDINGS OF THE TEAMS

(By conference for 1982 season only)

American Football Conference

	W	L	T	Pct.	Pts.	Op
*L. A. Raiders	8	1	0	.889	260	200
*Miami	7	2	0	.778	198	131
*Cincinnati	7	2	0	.778	232	177
*Pittsburgh	6	3	0	.667	204	146
*San Diego	6	3	0	.667	208	221
*N.Y. Jets	6	3	0	.667	245	166
*New England	5	4	0	.556	143	157
*Cleveland	4	5	0	.444	140	182
Buffalo	4	5	0	.444	113	138
Seattle	4	5	0	.444	127	147
Kansas City	3	6	0	.333	176	184
Denver	2	7	0	.222	148	226
Houston	1	8	0	.111	136	145
Baltimore	0	8	1	.056	113	236

National Football Conference

	W	L	T	Pct.	Pts.	Op
*Washington	8	1	0	.889	190	128
*Dallas	6	3	0	.667	226	145
*Green Bay	5	3	1	.611	226	169
*Minnesota	5	4	0	.556	187	198
*Atlanta	5	4	0	.556	183	199
*St. Louis	5	4	0	.556	135	170
*Tampa Bay	5	4	0	.556	158	178
*Detroit	4	5	0	.444	181	176
New Orleans	4	5	0	.444	129	160
N. Y. Giants	4	5	0	.444	164	160
San Francisco	3	6	0	.333	209	206
Chicago	3	6	0	.333	141	174
Philadelphia	3	6	0	.333	191	195
L. A. Rams	2	7	0	.222	200	250

*Clinched Playoffs

AFC NOTE: Miami finished ahead of Cincinnati based on better conference record (6-1 to 6-2). Pittsburgh won common games tie-breaker with San Diego (3-1 to 2-1) after New York was eliminated from three-way tie based on conference record (Pittsburgh, San Diego 5-3 vs. New York 2-3).

NFC NOTE: Minnesota (4-1), Atlanta (4-3), St. Louis (5-4), Tampa Bay (3-3) seeds determined by best won-lost percentage in unequal number of conference games.

SOME FACTS ABOUT THE 1982 SEASON

The 1982 NFL regular season was interrupted by a 57-day players' strike which eliminated 98 games from the schedule. Following are some attendance and statistical totals and averages for the 126 regular season games played in 1982 compared to totals for the 224-game regular season schedules in 1981 and 1977, the first season during which several rules changes adopted to open up the offenses were in effect.

1982 ATTENDANCE

Preseason	Total	2,943,357
57 Games		(down 35,102 from 1981 total)
	Avg.	51,638
Regular Season (Paid)	Total	7,367,438
126 Games	Avg.	58,472
		(5th highest in NFL history)

NOTE: The 882,042 tickets sold for the 14 NFL games on the weekend of Sept. 12-13, 1982 established an NFL record for an opening weekend. The 887,620 tickets sold on the weekend of Dec. 18-19-20, 1982 were the third highest total in NFL history, and the 886,323 sold on the weekend of Sept. 16-19-20, 1982 were the fourth highest total.

1982 SUPER BOWL TOURNAMENT

(Announced attendance in parentheses, home team in capitals)

NFC First Round

WASHINGTON 31, Detroit 7 (55,045)
 GREEN BAY 41, St. Louis 16 (54,282)
 MINNESOTA 30, Atlanta 24 (60,560)
 DALLAS 30, Tampa Bay 17 (65,042)

NFC Second Round

WASHINGTON 21, Minnesota 7 (54,593)
 DALLAS 37, Green Bay 26 (63,972)

NFC Championship Game

WASHINGTON 31, Dallas 17 (55,045)

AFC First Round

MIAMI 28, New England 13 (68,842)
 LOS ANGELES RAIDERS 27, Cleveland 10 (56,555)
 New York Jets 44, CINCINNATI 17 (57,560)
 San Diego 31, PITTSBURGH 28 (53,546)

AFC Second Round

New York Jets 17, LOS ANGELES RAIDERS 14 (90,037)
 MIAMI 34, San Diego 13 (71,383)

AFC Championship Game

MIAMI 14, New York Jets 0 (67,396)

Super Bowl XVII at Rose Bowl, Pasadena, California

WASHINGTON 27, Miami 17 (103,667)

AFC-NFC Pro Bowl at Honolulu, Hawaii

NFC 20, AFC 19 (47,201)

HISTORY AND RECORDS

NOTABLE PERFORMANCES

THE LAST TIME

PUNT RETURN FOR TOUCHDOWN—

Broncos: Rick Upchurch, 78 yards vs. Kansas City, 12/19/82.
Opponent: Will Lewis, 75 yards, vs. Seattle, 11/23/80.

KICKOFF RETURN FOR TOUCHDOWN—

Broncos: Randy Montgomery, 94 yards, at San Diego, 9/24/72.
Opponent: James Owens, 85 yards, at San Francisco, 11/18/79.

INTERCEPTION RETURN FOR TOUCHDOWN—

Broncos: Don Latimer, 15 yards, vs. Seattle, 11/23/80.
Opponent: Gary Barbaro, 43 yards, vs. Kansas City, 12/19/82.

FUMBLE RETURN FOR TOUCHDOWN (DEFENSE)—

Broncos: Bill Thompson, 32 yards, vs. Dallas, 9/14/80.
Opponent: Whitney Paul, 47 yards, at Kansas City, 10/18/81.

BLOCKED PUNT RETURN FOR TOUCHDOWN—

Broncos: Rob Nairne, 22 yards, vs New England, 11/11/79.
Opponent: Jim Stienke, 1 yard, vs. New York Giants, 11/21/76.

BLOCKED FIELD GOAL RETURN FOR TOUCHDOWN—

Broncos: John Bramlett, 86 yards, vs. San Diego, 11/27/66.
Opponent: Les Duncan, 72 yards, at San Diego, 11/23/67.

SAFETY—

Broncos: Barney Chavous tackled Jim Krieg in end zone at Seattle, 1/2/83.
Opponent: Willie Lanier tackled Otis Armstrong in end zone, vs. Kansas City, 11/18/74.

SHUTOUT—

Broncos: Denver 17, at Oakland 0, 10/4/81.
Opponent: Denver 0, at San Diego 23, 10/8/78.

100 YARDS RUSHING—

Broncos: Otis Armstrong, 25-106 yards, 1 TD, at New York Giants, 10/26/80.
Opponent: Joe Cribbs, 24-123, 0 TD, at Buffalo, 10/25/81.

300 YARDS PASSING—

Broncos: Steve DeBerg, 23-31, 307 yards, 2 TD, at Los Angeles Rams, 12/12/82.
Opponent: Dan Fouts, 27-40, 337 yards, 3 TD, at San Diego, 11/28/82.

100 YARDS RECEIVING—

Broncos: Steve Watson, 10-183 yards, 0 TD, at Los Angeles Rams, 12/12/82.
Opponent: Carlos Carson, 3-110 yards, 1 TD, vs. Kansas City, 12/19/82.

1,000-YARD RUSHING SEASONS OTIS ARMSTRONG, 1974—1,407 yards and 9 TDs

		Carries	Yards	Cumulative
9/15	vs. Los Angeles	12	31	12-31
9/22	vs. Pittsburgh	19	131	31-162
9/30	at Washington	11	32	42-194
10/6	at Kansas City	14	48	56-242
10/13	vs. New Orleans	13	57	69-299
10/20	vs. San Diego	20	98	89-397
10/27	at Cleveland	17	142	106-539
11/3	vs. Oakland	20	88	126-627
11/10	at Baltimore	19	110	145-737
11/18	vs. Kansas City	16	55	161-792
11/24	at Oakland	29	146	190-938
11/28	at Detroit	24	144	214-1,082
12/8	vs. Houston	31	183	245-1,265
12/15	at San Diego	18	142	263-1,407



Rick Upchurch, who made his fourth Pro Bowl appearance and led the NFL in punt returns in 1982.

1,000-YARD RUSHING SEASONS (Continued)

FLOYD LITTLE, 1971—1,133 yards and 6 TDs

		Carries	Yards	Cumulative
9/19	vs. Miami	23	70	23-70
9/26	at Green Bay	16	53	39-123
10/3	vs. Kansas City	13	27	52-150
10/10	vs. Oakland	16	39	68-189
10/17	vs. San Diego	17	62	85-251
10/24	at Cleveland	25	113	110-364
10/31	at Philadelphia	24	123	134-487
11/7	vs. Detroit	22	91	156-578
11/14	vs. Cincinnati	22	101	178-679
11/21	at Kansas City	13	63	191-742
11/28	at Pittsburgh	22	91	213-833
12/5	vs. Chicago	29	125	242-958
12/12	at San Diego	18	96	260-1,054
12/19	at Oakland	24	79	284-1,133

OTIS ARMSTRONG, 1976—1,008 yards and 5 TDs

		Carries	Yards	Cumulative
9/12	at Cincinnati	24	96	24-95
9/19	vs. New York Jets	17	94	41-190
9/26	vs. Cleveland	18	23	59-213
10/3	vs. San Diego	23	91	82-304
10/10	at Houston	12	47	94-351
10/17	vs. Oakland	21	70	115-421
10/24	at Kansas City	16	101	131-522
10/31	at Oakland	14	63	145-585
11/7	vs. Tampa Bay	18	116	163-701
11/14	at San Diego	13	35	176-736
11/21	vs. New York Giants	24	97	200-833
11/28	at New England	4	14	204-947
12/5	vs. Kansas City	17	45	221-892
12/12	at Chicago	26	116	247-1,008

100-YARD RUSHING GAMES

Player	Performance	Opponent
Don Stone	17-104, 1 TD	Oct. 6, 1963 vs. San Diego
Billy Joe	20-105, 0 TD	Nov. 17, 1963 vs. New York
Billy Joe	16-108, 1 TD	Nov. 15, 1964 vs. New York
Cookie Gilchrist	32-142, 0 TD	Sept. 24, 1965 at Boston
Cookie Gilchrist	16-119, 0 TD	Nov. 14, 1965 at Houston
Floyd Little	25-126, 1 TD	Oct. 27, 1968 vs. Miami
Floyd Little	30-147, 1 TD	Nov. 3, 1968 at Boston
Floyd Little	21-105, 1 TD	Sept. 14, 1969 vs. Boston
Floyd Little	15-104, 1 TD	Sept. 21, 1969 vs. New York Jets
Floyd Little	29-166, 1 TD	Oct. 19, at Cincinnati
Floyd Little	16-140, 1 TD	Oct. 25, 1970 at San Francisco
Bobby Anderson	25-106, 1 TD	Oct. 17, 1971 vs. San Diego
Floyd Little	25-113, 1 TD	Oct. 24, 1971 at Cleveland
Floyd Little	24-123, 1 TD	Oct. 31, at Philadelphia
Floyd Little	22-101, 0 TD	Nov. 14, 1971 vs. Cincinnati
Floyd Little	29-125, 0 TD	Dec. 5, 1971 vs. Chicago
Floyd Little	22-101, 0 TD	Sept. 17, 1972 vs. Houston
Floyd Little	18-100, 2 TD	Oct. 15, 1972 vs. Minnesota
Floyd Little	14-124, 1 TD	Nov. 5, 1972 at New York Giants
Joe Dawkins	30-117, 0 TD	Oct. 28, 1973 at New York Jets
Floyd Little	19-123, 1 TD	Oct. 14, 1973 at Houston
Floyd Little	22-109, 2 TD	Nov. 11, 1973 vs. San Diego
Otis Armstrong	19-131, 0 TD	Sept. 22, 1974 vs. Pittsburgh
Otis Armstrong	17-142, 1 TD	Oct. 27, 1974 at Cleveland
Otis Armstrong	19-110, 1 TD	Nov. 10, 1974 at Baltimore
Otis Armstrong	29-146, 0 TD	Nov. 24, 1974 at Oakland
Jon Keyworth	15-148, 1 TD	Nov. 24, 1974 at Oakland
Otis Armstrong	24-144, 1 TD	Nov. 28, 1974 at Detroit

100 YARD RUSHING GAMES (continued)

Otis Armstrong	31-183, 3 TD	Dec. 8, 1974 vs. Houston
Otis Armstrong	18-142, 0 TD	Dec. 15, 1974 at San Diego
Jon Keyworth	20-132, 0 TD	Nov. 30, 1975 vs. San Diego
Otis Armstrong	16-101, 1 TD	Oct. 24, 1976 at Kansas City
Otis Armstrong	18-116, 0 TD	Nov. 7, 1976 vs. Tampa Bay
Otis Armstrong	26-116, 1 TD	Dec. 12, 1976 at Chicago
Norris Weese	12-120, 0 TD	Dec. 12, 1976 at Chicago
Otis Armstrong	21-120, 0 TD	Nov. 20, 1977 at Kansas City
Rob Lytle	16-110, 1 TD	Nov. 19, 1978 vs. Green Bay
Rob Lytle	18-102, 1 TD	Nov. 25, 1979 vs. Oakland
Otis Armstrong	22-107, 1 TD	Oct. 13, 1980 vs. Washington
Otis Armstrong	25-106, 1 TD	Oct. 26, 1980 at New York Giants

TOTALS—Floyd Little 15, Otis Armstrong 13, Billy Joe 2, Cookie Gilchrist 2, Jon Keyworth 2, Rob Lytle 2, Donnie Stone 1, Bobby Anderson 1, Joe Dawkins 1, Norris Weese 1.

300-YARD PASSING GAMES

Player	Performance	Opponent
Frank Tripucka	30-52-2, 375 yards and 3 TD	Nov. 6, 1960 vs. Houston
Frank Tripucka	19-41-5, 328 yards and 3 TD	Nov. 27, 1960 vs. Buffalo
Frank Tripucka	28-47-2, 376 yards and 2 TD	Sept. 7, 1962 vs. San Diego
Frank Tripucka	29-56-3, 447 yards and 2 TD	Sept. 15, 1962 at Buffalo
Frank Tripucka	26-40-1, 308 yards and 1 TD	Oct. 21, 1962 vs. Houston
Jacky Lee	11-36-1, 370 yards and 1 TD	Dec. 5, 1965 at Oakland
John McCormick	13-37-3, 328 yards and 3 TD	Dec. 18, 1966 at Buffalo
Marlin Briscoe	12-29-2, 335 yards and 4 TD	Nov. 24, 1968 vs. Buffalo
Steve Tensi	19-26-1, 301 yards and 3 TD	Nov. 23, 1969 at San Diego
Charley Johnson	20-28-0, 361 yards and 2 TD	Oct. 22, 1972 at Oakland
Charley Johnson	24-39-2, 326 yards and 1 TD	Sept. 20, 1973 vs. Chicago
Charley Johnson	28-42-2, 445 yards and 2 TD	Nov. 18, 1974 vs. Kansas City
Charley Johnson	12-20-2, 329 yards and 3 TD	Sept. 21, 1975 vs. Kansas City
Craig Morton	27-39-2, 306 yards and 2 TD	Nov. 16, 1980 vs. New York Jets
Craig Morton	18-30-1, 338 yards and 1 TD	Dec. 14, 1980 vs. Oakland
Craig Morton	17-18-0, 308 yards and 4 TD	Sept. 27, 1981 vs. San Diego
Steve DeBerg	25-38-1, 342 yards and 2 TD	Oct. 18, 1981 at Kansas City
Steve DeBerg	21-34-2, 305 yards and 2 TD	Nov. 22, 1981 at Cincinnati
Steve DeBerg	23-31-1, 307 yards and 2 TD	Dec. 12, 1982 at Los Angeles Rams

TOTALS—Frank Tripucka 5, Charley Johnson 4, Craig Morton 4, Steve DeBerg 2, Jacky Lee 1, John McCormick 1, Marlin Briscoe 1, Steve Tensi 1.

100-YARD RECEIVING GAMES

Player	Performance	Opponent
Al Carmichael	6-130, 1 TD	Sept. 9, 1960 at Boston
Lionel Taylor	6-125, 1 TD	Sept. 23, 1960 at New York
Lionel Taylor	7-101, 2 TD	Oct. 2, 1960 vs. Oakland
Al Carmichael	3-109, 2 TD	Oct. 23, 1960 vs. Boston
Lionel Taylor	10-106, 1 TD	Oct. 23, 1960 vs. Boston
Lionel Taylor	10-140, 1 TD	Nov. 6, 1960 vs. Houston
Al Carmichael	7-117, 2 TD	Nov. 6, 1960 vs. Houston
Lionel Taylor	10-138, 0 TD	Nov. 20, 1960 at Houston
Lionel Taylor	9-199, 3 TD	Nov. 27, 1960 vs. Buffalo
Lionel Taylor	9-171, 1 TD	Dec. 10, 1960 at Los Angeles
Lionel Taylor	7-132, 2 TD	Sept. 10, 1961 at Buffalo
Lionel Taylor	11-126, 0 TD	Sept. 24, 1961 at New York
Lionel Taylor	9-118, 0 TD	Oct. 1, 1961 at Oakland
Lionel Taylor	7-120, 1 TD	Oct. 8, 1961 vs. Dallas
Al Frazier	7-166, 1 TD	Oct. 15, 1961 vs. Oakland
Al Frazier	6-126, 1 TD	Oct. 22, 1961 vs. New York
Al Frazier	5-125, 1 TD	Nov. 12, 1961 vs. San Diego
Lionel Taylor	10-119, 0 TD	Nov. 12, 1961 vs. San Diego
Donnie Stone	9-137, 1 TD	Dec. 3, 1961 vs. Boston
Lionel Taylor	9-133, 0 TD	Sept. 15, 1962 at Buffalo
Al Frazier	4-125, 1 TD	Sept. 15, 1962 at Buffalo
Lionel Taylor	12-119, 0 TD	Sept. 21, 1962 at Boston
Jerry Tarr	4-152, 2 TD	Sept. 21, 1962 at Boston
Lionel Taylor	7-110, 0 TD	Dec. 9, 1962 at Dallas
Lionel Taylor	7-169, 1 TD	Sept. 29, 1963 vs. Boston
Lionel Taylor	7-142, 2 TD	Oct. 6, 1963 vs. San Diego
Bob Scarpitto	4-134, 2 TD	Oct. 13, 1963 vs. Houston

100-YARD RECEIVING GAMES (Continued)

Lionel Taylor	10-116, 1 TD	Dec. 15, 1963 at Oakland
Gene Prebola	4-106, 1 TD	Dec. 15, 1963 at Oakland
Lionel Taylor	8-149, 0 TD	Sept. 27, 1964 vs. Houston
Hewritt Dixon	4-109, 0 TD	Oct. 25, 1964 at Oakland
Hewritt Dixon	5-121, 1 TD	Nov. 1, 1964 at Kansas City
Al Denson	3-113, 1 TD	Nov. 1, 1964 at Kansas City
Lionel Taylor	13-112, 0 TD	Nov. 29, 1964 vs. Oakland
Bob Scarpitto	11-111, 1 TD	Dec. 20, 1964 at Houston
Bob Scarpitto	5-108, 2 TD	Sept. 11, 1965 at San Diego
Lionel Taylor	9-172, 1 TD	Sept. 19, 1965 vs. Buffalo
Lionel Taylor	7-114, 0 TD	Nov. 7, 1965 vs. San Diego
Lionel Taylor	11-141, 2 TD	Nov. 21, 1965 vs. Oakland
Lionel Taylor	8-164, 0 TD	Dec. 5, 1965 at Oakland
Wendell Hayes	5-126, 1 TD	Dec. 5, 1965 at Oakland
Al Denson	5-158, 1 TD	Oct. 2, 1966 vs. Houston
Charlie Mitchell	4-126, 1 TD	Dec. 4, 1966 vs. Miami
Bob Scarpitto	5-123, 3 TD	Dec. 18, 1966 at Buffalo
Al Denson	4-131, 2 TD	Sept. 3, 1967 vs. Boston
Al Denson	7-134, 1 TD	Sept. 24, 1967 vs. New York Jets
Eric Crabtree	6-123, 1 TD	Oct. 22, 1967 vs. San Diego
Al Denson	4-107, 1 TD	Oct. 29, 1967 at Kansas City
Al Denson	7-102, 2 TD	Nov. 19, 1967 at Buffalo
Eric Crabtree	8-107, 1 TD	Nov. 23, 1967 at San Diego
Eric Crabtree	6-129, 1 TD	Dec. 17, 1967 vs. Kansas City
Al Denson	8-115, 0 TD	Sept. 15, 1968 at Cincinnati
Eric Crabtree	7-113, 0 TD	Sept. 22, 1968 at Kansas City
Eric Crabtree	5-148, 1 TD	Oct. 13, 1968 at New York Jets
Jimmy Jones	8-128, 2 TD	Oct. 20, 1968 at San Diego
Floyd Little	4-165, 1 TD	Nov. 24, 1968 vs. Buffalo
Al Denson	6-131, 2 TD	Dec. 8, 1968 at Oakland
Mike Haffner	4-122, 0 TD	Dec. 14, 1968 vs. Kansas City
Al Denson	6-138, 1 TD	Sept. 28, 1969 at Buffalo
Mike Haffner	6-102, 1 TD	Oct. 26, 1969 at Houston
Al Denson	6-140, 2 TD	Nov. 23, 1969 at San Diego
John Embree	9-122, 1 TD	Nov. 23, 1969 at San Diego
Jerry Simmons	6-153, 0 TD	Nov. 21, 1971 at Kansas City
Rod Sherman	4-110, 0 TD	Sept. 17, 1972 vs. Houston
Jerry Simmons	6-118, 1 TD	Oct. 22, 1972 at Oakland
Bobby Anderson	13-143, 0 TD	Sept. 10, 1973 vs. Chicago
Riley Odoms	5-114, 1 TD	Nov. 4, 1973 at St. Louis
Haven Moses	5-108, 2 TD	Nov. 25, 1973 vs. Kansas City
Haven Moses	5-132, 0 TD	Oct. 13, 1974 vs. New Orleans
Floyd Little	7-127, 0 TD	Oct. 20, 1974 vs. San Diego
Riley Odoms	7-125, 0 TD	Nov. 18, 1974 vs. Kansas City
Rick Upchurch	3-153, 1 TD	Sept. 21, 1975 vs. Kansas City
Haven Moses	5-168, 2 TD	Jan. 1, 1978 vs. Oakland
Haven Moses	5-115, 0 TD	Nov. 12, 1978 at Cleveland
Haven Moses	5-101, 1 TD	Nov. 19, 1978 vs. Green Bay
Riley Odoms	7-165, 2 TD	Dec. 10, 1978 vs. Kansas City
Haven Moses	5-116, 1 TD	Dec. 16, 1978 vs. Pittsburgh
Riley Odoms	5-125, 0 TD	Sept. 23, 1979 vs. Seattle
Haven Moses	4-107, 1 TD	Oct. 14, 1979 at Kansas City
Haven Moses	5-133, 1 TD	Oct. 22, 1979 at Pittsburgh
Riley Odoms	7-114, 0 TD	Oct. 28, 1979 vs. Kansas City
Haven Moses	5-103, 1 TD	Sept. 21, 1980 vs. San Diego
Haven Moses	6-141, 0 TD	Dec. 14, 1980 vs. Oakland
Riley Odoms	8-128, 1 TD	Dec. 14, 1980 vs. Oakland
Steve Watson	7-143, 3 TD	Sept. 20, 1981 vs. Baltimore
Steve Watson	8-178, 2 TD	Sept. 27, 1981 vs. San Diego
Steve Watson	5-182, 2 TD	Oct. 11, 1981 vs. Detroit
Rick Upchurch	5-138, 0 TD	Oct. 18, 1981 at Kansas City
Steve Watson	5-102, 1 TD	Nov. 22, 1981 at Cincinnati
Steve Watson	2-103, 0 TD	Dec. 6, 1981 vs. Kansas City
Rick Upchurch	6-102, 2 TD	Dec. 20, 1981 at Chicago
Steve Watson	5-101, 1 TD	Dec. 5, 1982 vs. Atlanta
Steve Watson	10-183, 0 TD	Dec. 5, 1982 at Los Angeles Rams

TOTALS—Lionel Taylor 24, Al Denson 10, Haven Moses 10 (includes one playoff game), Steve Watson 7, Riley Odoms 6, Eric Crabtree 5, Al Frazier 4, Bob Scarpitto 4, Al Carmichael 3, Rick Upchurch 3, Hewritt Dixon 2, Mike Haffner 2, Floyd Little 2, Jerry Simmons 2, Jimmy Jones 1, Gene Prebola 1, Jerry Tarr 1, Donnie Stone 1, Wendell Hayes 1, Charlie Mitchell 1, John Embree 1, Rod Sherman 1, Bobby Anderson 1.

ALL-TIME HONORS

1982—Pro Bowl: Randy Gradishar, Luke Prestridge, Rick Upchurch. All-NFL: Randy Gradishar (Football Digest), Luke Prestridge (AP, Football Digest), Rick Upchurch (AP, Football Digest). All-AFC: Randy Gradishar (UPI), Luke Prestridge (UPI). Hartman Award Winners: Billy Bryan, Louis Wright, Rick Upchurch and Rob Lytle. Bob Peck Memorial Award (Most Inspirational Player): Tom Jackson.

1981—Pro Bowl: Randy Gradishar, Bob Swenson, Billy Thompson, Steve Watson. All-NFL: Bob Swenson (AP, NEA, The Sporting News), Randy Gradishar (AP-2nd team, NEA-2nd team, Pro Football Weekly, The Sporting News). All-AFC: Randy Gradishar (UPI), Billy Thompson (UPI), Steve Watson (UPI), Bob Swenson (UPI-2nd team), Louis Wright (UPI-2nd team). Hartman Award Winners: Steve Watson, Bob Swenson, Jim Ryan. Bob Peck Memorial Award (Most Inspirational Player): Tom Jackson.

1980—All NFL: Randy Gradishar (The Sporting News), Fred Steinfert (Pro Football Weekly, The Sporting News). All-AFC: Fred Steinfert (UPI). Pro Football Weekly Golden Toe Award: Fred Steinfert. Hartman Award Winners: Bill Bryan, Randy Gradishar, Fred Steinfert.

1979—Pro Bowl: Randy Gradishar, Tom Jackson, Rick Upchurch, Louis Wright, All-NFL: Randy Gradishar (PFWA, Pro Football Weekly, AP-2nd team), Rick Upchurch (PFWA, Pro Football Weekly, AP-2nd team), Louis Wright (AP, NEA, PFWA, Pro Football Weekly). All-AFC: Randy Gradishar (Pro Football Weekly, The Sporting News, UPI-2nd team), Bob Swenson (UPI-2nd team), Bill Thompson (UPI), Rick Upchurch (Pro Football Weekly), Louis Wright (UPI, Pro Football Weekly, The Sporting News). Hartman Award Winners: Craig Morton, Bob Swenson, Larry Canada.

1978—Pro Bowl: Lyle Alzado, Randy Gradishar, Tom Jackson, Riley Odoms, Bill Thompson, Rick Upchurch, Louis Wright. All-NFL: Lyle Alzado (AP), Randy Gradishar (AP, PFWA, PFW, NEA), Tom Jackson (AP), Rick Upchurch (AP, PFWA, PFW), Louis Wright (AP, PFWA, PFW, NEA). All-AFC: Lyle Alzado (UPI, PFW, TSN), Steve Foley (UPI), Randy Gradishar (UPI, PFW, TSN), Tom Jackson (UPI), Bill Thompson (UPI, PFW, TSN), Rick Upchurch (PFW), Louis Wright (UPI, PFW, TSN). NFL Defensive Player of the Year: Randy Gradishar (AP, PFW, NEA). AFC Defensive Player of the Year: Randy Gradishar (UPI, Kansas City 101 Club). Colorado Sports Hall of Fame Pro Athlete of the Year: Randy Gradishar. Hartman Award Winners: Riley Odoms, Randy Gradishar, Maurice Harvey.

1977—Pro Bowl: Lyle Alzado, Randy Gradishar, Tom Jackson, Billy Thompson, Louis Wright. All-NFL: Lyle Alzado (AP, UPI, PFW), Randy Gradishar (AP, UPI, PFW), Tom Jackson (AP, UPI, PFW), Billy Thompson (AP). All-AFC: Louis Wright (PFW), Billy Thompson (PFW), AFC Defensive Player of the Year: Lyle Alzado (Kansas City 101 Club). Colorado Sports Hall of Fame Pro Athlete of the Year: Craig Morton. Hartman Award Winners: Craig Morton, Tom Jackson, Rick Upchurch.

1976—Pro Bowl: Rick Upchurch, Otis Armstrong. All-NFL: Rick Upchurch. Hartman Award Winners: Riley Odoms, Tom Jackson, Rick Upchurch.

1975—Pro Bowl: Randy Gradishar, Riley Odoms. All-Pro: Riley Odoms. Hartman Award Winners: Bobby Maples, Lyle Alzado, Jim Turner.

1974—Pro Bowl: Otis Armstrong, Riley Odoms. All-Pro: Riley Odoms, Otis Armstrong. Hartman Award Winners: Otis Armstrong, Tom Jackson, Ken Criter.

1973—Pro Bowl: Floyd Little, Haven Moses, Paul Smith, Riley Odoms. All-Pro: Riley Odoms. Hartman Award Winners: Charley Johnson, Paul Smith. Colorado Sports Hall of Fame Pro Athlete of the Year: Paul Smith.

1972—Pro Bowl: Floyd Little, Paul Smith, Colorado Sports Hall of Fame Pro Athlete of the Year: Floyd Little.

1971—Pro Bowl: Floyd Little, Rich Jackson.

1970—Pro Bowl: Rich Jackson, All-Pro: Rich Jackson. Colorado Sports Hall of Fame Pro Athlete of the Year: Rich Jackson.

1969—All-AFL: Floyd Little, Rich Jackson. AFL All-Star Game: Rich Jackson, Al Denson, Mike Current, George Goeddeke, Floyd Little, Dave Costa.

1968—All-AFL: Rich Jackson. AFL All-Star Game: Floyd Little, Dave Costa, Rich Jackson.

1967—AFL All-Star Game: Al Denson, Larry Kaminski, Dave Costa, Nemiah Wilson.

1966—All-AFL: Bob Scarpitto. AFL All-Star Game: Bob Scarpitto, Jerry Sturm, Goose Gonsoulin, John Bramlett.

1965—All-AFL: Cookie Gilchrist, Lionel Taylor, Eldon Danenhauer. AFL All-Star Game: Eldon Danenhauer, Cookie Gilchrist.

1964—All-AFL: Willie Brown, AFL All-Star Game: Willie Brown, Jerry Sturm, Goose Gonsoulin, Jim Fraser.

1963—All-AFL: Goose Gonsoulin. AFL All-Star Game: Bud McFadin, Goose Gonsoulin.

1962—All-AFL: Bud McFadin, Goose Gonsoulin, Eldon Danenhauer, Bob Zeman, AFL All-Star Game: Eldon Danenhauer, Bud McFadin, Gene Mingo, Bob Zeman, Goose Gonsoulin, Jim Fraser, Lionel Taylor, Frank Tripucka.

1961—All-AFL: Lionel Taylor, Bud McFadin. AFL All-Star Game: Bud McFadin, Ken Adamson, Goose Gonsoulin, Don Stone.

1960—All-AFL: Lionel Taylor, Bud McFadin, Goose Gonsoulin.

ALL-TIME SCORES

REGULAR SEASON RESULTS

1960				1961			
Coach: Frank Filchock 4-9-1		Attend.		Coach: Frank Filchock 3-11-0		Attend.	
13	At Boston	10	21,597	22	At Buffalo	10	16,636
27	At Buffalo	21	15,229	17	At Boston	45	14,479
24	At New York	28	20,462	28	At New York	35	14,381
31	Oakland	14	18,372	19	At Oakland	33	8,361
19	Los Angeles	23	19,141	12	Dallas	19	14,500
31	Boston	24	12,683	27	Oakland	24	11,129
14	Dallas	17	13,002	27	New York	10	12,508
25	Houston	45	14,489	0	At San Diego	37	32,584
7	At Dallas	34	21,000	14	Houston	55	11,564
10	At Houston	20	20,778	16	San Diego	19	7,859
38	Buffalo	38	7,785	10	Buffalo	23	7,645
27	New York	30	5,861	14	At Houston	45	27,874
33	At Los Angeles	41	9,928	24	Boston	28	9,303
10	At Oakland	48	7,000	21	At Dallas	49	8,000

1962				1963			
Coach: Jack Faulkner 7-7-0		Attend.		Coach: Jack Faulkner 2-11-1		Attend.	
30	San Diego	21	28,000	7	Kansas City	59	21,115
23	At Buffalo	20	30,577	14	At Houston	20	23,047
16	At Boston	41	21,038	14	Boston	10	18,636
32	At New York	10	17,213	50	San Diego	34	19,137
44	Oakland	7	22,452	24	Houston	33	24,896
23	At Oakland	6	7,000	21	At Boston	40	25,418
20	Houston	10	34,496	35	At New York	35	22,553
38	Buffalo	45	26,051	28	Buffalo	30	19,424
23	At San Diego	20	20,827	17	At Buffalo	27	30,989
29	Boston	33	28,187	9	New York	14	14,247
3	Dallas	24	23,523	10	Oakland	26	14,763
45	New York	46	15,776	21	At Kansas City	52	17,433
17	At Houston	34	30,650	31	At Oakland	35	15,223
10	At Dallas	17	19,137	20	At San Diego	58	31,312

1964				1965			
Coach: Jack Faulkner (4 games) and Mac Speedie (10 games)		Attend.		Coach: Mac Speedie 4-10-0		Attend.	
	2-11-1	Attend.					
6	At New York	30	45,665	31	At San Diego	34	27,022
13	At Buffalo	30	25,141	15	Buffalo	30	30,656
17	Houston	38	22,155	27	At Boston	10	26,782
10	Boston	39	17,851	16	New York	13	34,988
33	Kansas City	27	16,885	23	Kansas City	31	31,001
14	At San Diego	42	23,242	28	Houston	17	32,492
7	At Oakland	40	16,825	13	At Buffalo	31	45,046
39	Kansas City	49	15,053	10	At New York	45	55,572
20	San Diego	31	19,670	21	San Diego	35	33,073
20	New York	16	11,309	31	At Houston	21	28,126
7	At Boston	12	24,979	20	Oakland	28	30,369
20	Oakland	20	15,958	13	At Oakland	24	19,023
19	Buffalo	30	14,431	20	Boston	28	27,207
15	At Houston	34	15,839	35	At Kansas City	45	14,421

1966				1967			
Coach: Mac Speedie (2 games) and Ray Malavasi (12 games)		Attend.		Coach: Lou Saban 3-11-0		Attend.	
	4-10-0	Attend.					
7	At Houston	45	30,156	26	Boston	21	35,488
10	Boston	24	25,160	0	At Oakland	51	25,423
7	New York	16	28,770	21	At Miami	35	29,381
40	Houston	38	27,203	24	New York	38	35,565
10	At Kansas City	37	33,929	6	At Houston	10	21,798
7	At Miami	24	23,393	16	Buffalo	17	35,188
10	Kansas City	56	26,196	21	San Diego	33	34,465
17	At San Diego	24	25,819	9	At Kansas City	52	44,002
17	At Boston	10	18,154	17	Oakland	21	29,043
3	Oakland	17	26,703	18	Houston	20	30,392
20	San Diego	17	24,860	21	At Buffalo	20	30,891
17	Miami	7	33,306	20	At San Diego	24	34,586
10	At Oakland	28	31,765	33	At New York	24	61,615
21	At Buffalo	38	40,583	24	Kansas City	38	31,660

REGULAR SEASON RESULTS

1968				1969			
Coach: Lou Saban 5-9-0		Attend.		Coach: Lou Saban 5-8-1		Attend.	
10	At Cincinnati	24	25,049	26	Boston	21	35,488
2	At Kansas City	34	45,821	21	New York	19	50,583
17	Boston	20	37,024	28	At Buffalo	41	40,302
10	Cincinnati	7	41,257	13	Kansas City	26	50,564
21	At New York	13	62,052	14	Oakland	24	49,511
24	At San Diego	55	42,953	30	At Cincinnati	23	27,920
21	Miami	14	44,115	21	At Houston	24	45,348
35	At Boston	14	18,304	13	San Diego	0	45,511
7	Oakland	43	50,002	10	At Oakland	41	54,416
17	At Houston	38	36,075	20	Houston	20	45,002
34	Buffalo	32	35,201	24	At San Diego	45	34,664
23	San Diego	47	35,312	17	At Kansas City	31	48,773
27	At Oakland	33	47,754	24	At Miami	27	25,332
7	Kansas City	30	38,463	27	Cincinnati	16	42,196

1970				1971			
Coach: Lou Saban 5-8-1		Attend.		Coach: Lou Saban (9 games) and Jerry Smith (5 games)		Attend.	
	4-9-1	Attend.					
25	At Buffalo	10	34,882	10	Miami	10	51,200
16	Pittsburgh	13	50,705	13	At G. Bay (Milw.)	34	47,957
26	Kansas City	13	50,705	3	Kansas City	16	51,200
23	At Oakland	35	54,436	16	Oakland	27	51,200
24	Atlanta	10	50,705	20	San Diego	16	51,200
14	At San Francisco	19	39,515	27	At Cleveland	0	75,674
3	Washington	19	50,705	16	At Philadelphia	17	65,358
21	At San Diego	24	48,327	20	Detroit	24	51,200
19	Oakland	24	50,959	10	Cincinnati	24	49,945
31	At New Orleans	6	66,837	10	At Kansas City	28	39,710
21	At Houston	31	35,733	22	At Pittsburgh	10	51,200
0	At Kansas City	16	50,454	6	Chicago	3	44,347
17	San Diego	17	50,959	17	At San Diego	45	54,651
13	Cleveland	27	51,001	13	At Oakland	21	54,651

1972				1973			
Coach: John Ralston 5-9-0		Attend.		Coach: John Ralston 7-5-2		Attend.	
30	Houston	17	51,656	28	Cincinnati	10	49,059
14	At San Diego	37	49,048	34	San Francisco	36	50,966
24	Kansas City	45	51,656	14	Chicago	33	51,159
10	At Cincinnati	21	55,812	14	At Kansas City	16	71,414
20	Minnesota	23	51,656	48	At Houston	20	32,801
30	At Oakland	23	53,551	23	Oakland	23	51,270
20	Cleveland	27	51,656	40	At N.Y. Jets	28	55,108
17	At N.Y. Giants	29	62,689	17	At St. Louis	17	46,567
16	At Los Angeles	10	65,398	30	San Diego	19	51,034
20	Oakland	37	51,656	23	At Pittsburgh	13	48,580
20	At Atlanta	23	58,850	14	Kansas City	10	51,331
21	At Kansas City	24	66,725	10	Dallas	22	51,508
38	San Diego	13	51,473	42	At San Diego	28	44,954
45	New England	21	51,656	17	At Oakland	21	51,910

1974				1975			
Coach: John Ralston 7-6-1		Attend.		Coach: John Ralston 6-8-0		Attend.	
10	Los Angeles	17	51,121	37	Kansas City	33	51,858
35	Pittsburgh (OT)	35	51,068	23	Green Bay	13	51,621
3	At Washington	30	54,395	14	At Buffalo	38	79,864
17	At Kansas City	14	67,298	9	At Pittsburgh	20	49,164
33	New Orleans	17	50,881	16	Cleveland	15	52,590
27	San Diego	7	50,928	13	At Kansas City	26	70,043
21	At Cleveland	23	60,478	17	Oakland	42	52,868
17	Oakland	28	45,946	16	Cincinnati	17	49,919
17	At Baltimore	6	33,244	27	At San Diego	17	26,048
34	Kansas City	42	50,236	21	At Atlanta	35	28,686
20	At Oakland	17	51,224	13	San Diego (OT)	10	46,802
31	At Detroit	27	51,157	10	At Oakland	17	51,075
37	Houston	14	47,142	25	Philadelphia	10	37,080
0	At San Diego	17	36,571	13	At Miami	14	43,064

REGULAR SEASON RESULTS

1976

Coch: John Ralston	9-5-0	Attend.
7 At Cincinnati	17	53,464
46 New York Jets	3	62,660
44 Cleveland	13	62,975
26 San Diego	0	63,369
3 At Houston	17	47,928
10 Oakland	17	63,431
35 At Kansas City	26	57,961
6 At Oakland	19	52,169
48 Tampa Bay	13	62,703
17 At San Diego	0	32,017
14 New York Giants	13	63,151
14 At New England	38	61,128
17 Kansas City	16	58,170
28 At Chicago	14	44,459

1977

Coch: Red Miller	12-2-0	Attend.
7 St. Louis	0	75,002
26 Buffalo	6	74,897
24 At Seattle	13	53,108
23 Kansas City	7	74,878
30 At Oakland	7	53,616
24 At Cincinnati	13	54,305
14 Oakland	24	75,007
21 Pittsburgh	7	74,967
17 At San Diego	14	45,211
14 At Kansas City	7	54,050
27 Baltimore	13	74,939
24 At Houston	14	46,875
17 San Diego	9	74,905
6 At Dallas	14	63,752

Playoffs

34 Pittsburgh	21	75,011
20 Oakland	17	74,982

Super Bowl

10 Dallas	27	76,400
-----------	----	--------

1978

Coch: Red Miller	10-6-0	Attend.
14 Oakland	6	74,904
9 At Minnesota (OT)	12	46,508
27 San Diego	14	74,983
23 At Kansas City (OT)	17	60,593
28 Seattle	7	74,989
0 At San Diego	23	50,077
16 Chicago	7	75,008
6 At Baltimore	7	54,057
20 At Seattle (OT)	17	62,948
28 New York Jets	31	74,983
19 At Cleveland	7	70,856
16 Green Bay	3	74,965
14 At Detroit	17	71,785
21 At Oakland	6	53,932
24 Kansas City	3	74,149
17 Pittsburgh	21	74,104

Playoffs

10 At Pittsburgh	33	48,921
------------------	----	--------

1979

Coch: Red Miller	10-6-0	Attend.
10 Cincinnati	0	74,788
9 Los Angeles	13	74,884
20 At Atlanta (OT)	17	57,677
37 Seattle	34	74,897
3 At Oakland	27	52,632
7 San Diego	0	74,997
24 At Kansas City	10	74,292
7 At Pittsburgh	42	49,699
20 Kansas City	3	74,908
10 New Orleans	3	74,482
45 New England	10	74,379
38 At San Francisco	28	42,910
10 Oakland	14	74,186
19 At Buffalo	16	37,886
23 At Seattle	28	60,038
7 At San Diego	17	51,906

Playoffs

7 At Houston	13	48,776
--------------	----	--------

1980

Coch: Red Miller	8-8-0	Attend.
6 At Philadelphia	27	70,307
41 Dallas	20	74,919
13 San Diego	30	74,970
14 At New England	23	59,602
19 At Cleveland	16	81,065
20 Washington	17	74,657
17 Kansas City	23	74,459
14 At N.Y. Giants	9	67,598
16 Houston	20	74,717
20 At San Diego	13	51,435
31 New York Jets	24	72,114
36 Seattle	20	73,274
3 At Oakland	9	51,583
14 At Kansas City	31	40,237
21 Oakland	24	73,974
25 At Seattle	17	51,853

1981

Coch: Dan Reeves	10-6-0	Attend.
9 Oakland	7	74,796
10 At Seattle	13	58,513
28 Baltimore	10	74,804
42 San Diego	24	74,844
17 At Oakland	0	51,035
27 Detroit	21	74,816
14 At Kansas City	28	74,672
7 At Buffalo	9	77,757
19 Minnesota	17	74,834
23 Cleveland (OT)	20	74,850
24 At Tampa Bay	7	64,518
21 At Cincinnati	38	57,207
17 At San Diego	34	51,533
16 Kansas City	13	74,744
23 Seattle	13	74,527
24 At Chicago	35	40,125

1982

Coch: Dan Reeves	2-7-0	Attend.
3 San Diego	23	73,564
24 San Francisco	21	73,899
10 Seattle	17	73,916
20 At San Diego	30	47,629
27 Atlanta	34	73,984
27 At L.A. Rams	24	48,112
16 Kansas City	37	74,192
10 At L.A. Raiders	27	44,160
11 At Seattle	13	43,145

ALL-TIME PRE-SEASON RESULTS

1960 (0-5)

6 Boston 43 (Providence, R.I.)
14 Buffalo 31 (Rochester)
3 At Houston 42
0 Dallas 48 (Little Rock)
30 At Los Angeles 36

1962 (2-2)

17 Houston 33 (Atlanta)
24 At San Diego 31
27 At Dallas 24
41 At Oakland 12 (Stockton, Calif.)

1964 (2-3)

20 At San Diego 34
7 Oakland 20
32 At Houston 20
10 Kansas City 14 (Ft. Worth)
28 Boston 17

1966 (1-3)

30 Kansas City 32
3 At Buffalo 25
28 Miami 16 (Memphis)
21 Oakland 52

1968 (2-3)

15 Cincinnati 13
16 Minnesota 39
6 San Francisco 22
6 San Diego 3 (San Antonio)
7 Oakland 23 (Portland)

1970 (3-2)

26 St. Louis 16
7 Baltimore 24
7 S. Francisco 23 (Eugene, Ore.)
30 Chicago 17
16 Boston 14 (Salt Lake City)

1972 (2-3)

0 At Washington 41
13 At St. Louis 17
27 At San Francisco 24
49 New England 24
13 Baltimore 20

1974 (4-2)

19 New York Jets 41
27 Minnesota 21
10 At San Francisco 3
31 At Green Bay 21
27 New England 21 (At Spokane)
14 Atlanta 20

1976 (5-2)

10 Detroit 7 (Hall of Fame Game at Canton, Ohio)
14 Chicago 15
7 At San Francisco 17
13 At Dallas 9
52 Seattle 7
21 At St. Louis 17
30 Minnesota 17

1961 (1-4)

13 At Dallas 31 (Midland, Tex.)
48 Oakland 21 (Spokane)
27 At Dallas 29 (Ft. Worth)
10 Houston 42 (Mobile)
12 At Oakland 49

1963 (2-3)

27 Houston 10
10 At Oakland 35
31 San Diego 25
16 At Kansas City 30
14 Buffalo 21 (Winston-Salem)

1965 (1-4)

24 Kansas City 30
27 Oakland 17 (Salt Lake City)
6 San Diego 21
3 Houston 25 (San Antonio)
20 Oakland 30 (Sacramento)

1967 (3-1)

2 Miami 19 (Akron)
13 Detroit 7
14 Minnesota 9
21 Oakland 17 (N. Platte, Neb.)

1969 (1-4)

6 At Minnesota 26
22 New Orleans 28
19 San Francisco 15
10 Boston 26 (Jacksonville)
11 At Cincinnati 13

1971 (1-4)

13 Washington 17
10 Atlanta 27 (Memphis)
17 San Francisco 33 (Spokane)
14 Minnesota 7
17 At Chicago 33

1973 (2-3)

10 At Washington 14
38 St. Louis 17
7 At San Francisco 43
16 Buffalo 14
10 Baltimore 17

1975 (3-3)

20 Baltimore 23
21 At New Orleans 24
27 Houston 21
13 At Chicago 0
10 At San Francisco 44
21 St. Louis 17

1977 (5-1)

14 Baltimore 8
15 St. Louis 7
10 At Atlanta 2
24 At Philadelphia 28
27 At Seattle 10
20 At San Francisco 0

ALL-TIME PRE-SEASON RESULTS (Continued)

1978 (2-2)

17 At Houston 12
14 Dallas 21
23 At Buffalo 13
13 San Francisco 24

1980 (2-2)

17 Cincinnati 6
6 At New York Giants 9
13 Los Angeles 26
38 At Green Bay 0

1979

6 At Dallas 7
13 Washington 6
21 At San Francisco 0
20 New England 17 (OT)

1981 (2-2)

7 New York Jets 33
14 At Miami 24
17 Green Bay 7
24 At Cincinnati 20

1982 (4-0)

33 At Los Angeles Rams 20
17 Miami 14
27 Minnesota 17
20 At New York Jets 13

REGULAR SEASON SERIES RECORDS

ATLANTA FALCONS

1970—At Den 24, Atl 10
1972—At Atl 23, Den 20
1975—At Atl 35, Den 21
1979—Den 20, At Atl 17 (OT)
1982—Atl 34, At Den 27
(Broncos 2, Falcons 3)

BALTIMORE COLTS

1974—Den 17, At Bal 6
1977—At Den 27, Bal 13
1978—At Bal 7, Den 6
1981—At Den 28, Bal 10
(Broncos 3, Colts 1)

BUFFALO BILLS

1960—Den 27, At Buf 21
1960—At Den 38, Buf 38 (tie)
1961—Den 22, At Buf 10
1961—Buf 23, At Den 10
1962—Den 23, At Buf 20
1962—Buf 45, At Den 38
1963—Buf 30, At Den 28
1963—At Buf 27, Den 17
1964—At Buf 30, Den 13
1964—Buf 30, At Den 19
1965—Buf 30, At Den 15
1965—At Buf 31, Den 13
1966—At Buf 38, Den 21
1967—Buf 17, At Den 16
1967—Den 21, At Buf 20
1968—At Den 34, Buf 32
1969—At Buf 41, Den 28
1970—Den 25, At Buf 10
1975—At Buf 38, Den 14
1977—At Den 26, Buf 6
1979—Den 19, At Buf 16
1981—At Buf 9, Den 7
(Broncos 8, Bills 13, 1 tie)

CHICAGO BEARS

1971—At Den 6, Chi 3
1973—Chi 33, At Den 14
1976—Den 28, At Chi 14
1978—At Den 16, Chi 7
1981—At Chi 35, Den 24
(Broncos 3, Bears 2)

CINCINNATI BENGALS

1968—At Cin 24, Den 10
1968—At Den 10, Cin 7
1969—Den 30, At Cin 23
1969—At Den 27, Cin 16
1971—Cin 24, At Den 10
1972—At Cin 21, Den 10
1973—At Den 28, Cin 10
1975—Cin 17, At Den 16
1976—At Cin 17, Den 7
1977—Den 24, At Cin 13
1979—At Den 10, Cin 0
1981—At Cin 38, Den 21
(Broncos 6, Bengals 6)

CLEVELAND BROWNS

1970—Cle 27, At Den 13
1971—Den 27, At Cle 0
1972—Cle 27, At Den 20
1974—At Cle 23, Den 21
1975—At Den 16, Cle 15
1976—At Den 44, Cle 13
1978—Den 19, At Cle 7
1980—Den 19, At Cle 16
1981—At Den 23, Cle 20 (OT)
(Broncos 6, Browns 3)

DALLAS COWBOYS

1973—Dal 22, At Den 10
1977—At Dal 14, Den 6
1980—At Den 41, Dal 20
(Broncos 1, Cowboys 2)

DETROIT LIONS

1971—Det 24, At Den 20
1974—Den 31, At Det 27
1978—At Det 17, Den 14
1981—At Den 27, Det 21
(Broncos 2, Lions 2)

GREEN BAY PACKERS

1971—At GB 34, Den 13
1975—At Den 23, GB 13
1978—At Den 16, GB 3
(Broncos 2, Packers 1)

SERIES RECORDS (Continued)

HOUSTON OILERS

1960—Hou 45, At Den 25
1960—At Hou 20, Den 10
1961—Hou 55, At Den 14
1961—At Hou 45, Den 14
1962—At Den 20, Hou 10
1962—At Hou 34, Den 17
1963—At Hou 20, Den 14
1963—Hou 33, At Den 24
1964—Hou 38, At Den 17
1964—At Hou 34, Den 15
1965—At Den 28, Hou 17
1965—Den 31, At Hou 21
1966—At Hou 45, Den 7
1966—At Den 40, Hou 38
1967—At Hou 10, Den 6
1967—Hou 20, At Den 18
1968—At Hou 38, Den 17
1969—At Hou 24, Den 21
1969—At Den 20, Hou 20
1970—At Hou 31, Den 21
1972—At Den 30, Hou 17
1973—Den 48, At Hou 20
1974—At Den 37, Hou 14
1976—At Hou 17, Den 3
1977—Den 24, At Hou 14
1980—Hou 20, At Den 16
(Broncos 8, Oilers 17, 1 tie)

KANSAS CITY CHIEFS (Dallas Texans 1960-62)

1960—Dal 17, At Den 14
1960—At Dal 34, Den 7
1961—Dal 19, At Den 12
1961—At Dal 49, Den 21
1962—Dal 24, At Den 3
1962—At Dal 17, Den 10
1963—KC 59, At Den 7
1963—At KC 52, Den 21
1964—At Den 33, KC 27
1964—At KC 49, Den 39
1965—KC 31, At Den 23
1965—At KC 45, Den 35
1966—At KC 37, Den 10
1966—KC 56, At Den 10
1967—At KC 52, Den 9
1967—KC 38, At Den 24
1968—At KC 34, Den 2
1968—KC 30, At Den 7
1969—KC 26, At Den 13
1969—At KC 31, Den 17
1970—At Den 26, KC 13
1970—At KC 16, Den 0
1971—KC 16, At Den 3
1971—At KC 28, Den 10
1972—KC 45, At Den 24
1972—At KC 24, Den 21
1973—At KC 16, Den 14
1973—At Den 14, KC 10
1974—Den 17, At KC 14
1974—KC 42, At Den 34
1975—At Den 37, KC 33
1975—At KC 26, Den 13
1976—Den 35, At KC 26
1976—At Den 17, KC 16
1977—At Den 23, KC 7
1977—Den 14, At KC 7
1978—Den 23, At KC 17 (OT)
1978—At Den 24, KC 3
1979—Den 24, At KC 10
1979—At Den 20, KC 3
1980—KC 23, At Den 17
1980—At KC 31, Den 14

1981—At KC 28, Den 14
1981—At Den 16, KC 13
1982—KC 37, At Den 16
(Broncos 14, Chiefs 31)

LOS ANGELES RAIDERS (Oakland Raiders 1960-81)

1960—At Den 31, Oak 14
1960—At Oak 48, Den 10
1961—At Oak 33, Den 19
1961—At Den 27, Oak 24
1962—At Den 44, Oak 7
1962—Den 23, At Oak 6
1963—Oak 26, At Den 10
1963—At Oak 35, Den 31
1964—At Oak 40, Den 7
1964—At Den 20, Oak 20
1965—Oak 28, At Den 20
1965—At Oak 24, Den 13
1966—Oak 17, At Den 3
1966—At Oak 28, Den 10
1967—At Oak 51, Den 0
1967—Oak 21, At Den 17
1968—Oak 43, At Den 7
1968—At Oak 33, Den 27
1969—Oak 24, At Den 14
1969—At Oak 41, Den 10
1970—At Oak 35, Den 23
1970—Oak 24, At Den 19
1971—Oak 27, At Den 16
1971—At Oak 21, Den 13
1972—Den 30, At Oak 23
1972—Oak 37, At Den 20
1973—At Den 23, Oak 23
1973—At Oak 21, Den 17
1974—Oak 28, At Den 17
1974—Den 20, At Oak 17
1975—Oak 42, At Den 17
1975—At Oak 17, Den 10
1976—Oak 17, At Den 10
1976—At Oak 19, Den 3
1977—Den 30, At Oak 7
1977—Oak 24, At Den 14
1978—At Den 14, Oak 6
1978—Den 21, At Oak 6
1979—At Oak 27, Den 3
1979—Oak 14, At Den 10
1980—At Oak 9, Den 3
1980—Oak 24, At Den 21
1981—At Den 9, Oak 7
1981—Den 17, At Oak 0
1982—At LA 27, Den 10
(Broncos 11, Raiders 32, 2 ties)

LOS ANGELES RAMS

1972—Den 16, At LA 10
1974—LA 17, At Den 10
1979—LA 13, At Den 9
1982—Den 27, At LA 24
(Broncos 2, Rams 2)

MIAMI DOLPHINS

1966—At Mia 24, Den 7
1966—At Den 17, Mia 7
1967—At Mia 35, Den 21
1968—At Den 21, Mia 14
1969—At Mia 27, Den 24
1971—At Den 10, Mia 10
1975—At Mia 14, Den 13
(Broncos 2, Dolphins 4, 1 tie)

SERIES RECORDS (Continued)

MINNESOTA VIKINGS

1972—Min 23, At Den 20
1978—At Min 12, Den 9 (OT)
1981—At Den 19, Min 17
(Broncos 1, Vikings 2)

NEW ENGLAND PATRIOTS (Boston Patriots 1960-70)

1960—Den 13, At Bos 10
1960—At Den 31, Bos 24
1961—At Bos 45, Den 17
1961—Bos 28, At Den 24
1962—At Bos 41, Den 16
1962—Bos 33, At Den 29
1963—At Den 14, Bos 10
1963—At Bos 40, Den 21
1964—Bos 39, At Den 10
1964—At Bos 12, Den 7
1965—Den 27, At Bos 10
1965—Bos 28, At Den 20
1966—Bos 24, At Den 10
1966—Den 17, At Bos 10
1967—At Den 26, Bos 21
1968—Bos 20, At Den 17
1968—Den 35, At Bos 14
1969—At Den 35, Bos 7
1972—At Den 45, NE 21
1976—At NE 38, Den 14
1979—At Den 45, NE 10
1980—At NE 23, Den 14
(Broncos 10, Patriots 12)

NEW ORLEANS SAINTS

1970—Den 31, At NO 6
1974—At Den 33, NO 17
1979—At Den 10, NO 3
(Broncos 3, Saints 0)

NEW YORK GIANTS

1972—At NY 29, Den 17
1976—At Den 14, NY 13
1980—Den 14, At NY 9
(Broncos 2, Giants 1)

NEW YORK JETS

(New York Titans 1960-62)

1960—At NY 28, Den 24
1960—NY 30, At Den 27
1961—At NY 35, Den 28
1961—At Den 27, NY 10
1962—Den 32, At NY 10
1962—NY 46, At Den 45
1963—Den 35, NY 35
1963—NY 14, At Den 9
1964—At NY 30, Den 6
1964—At Den 20, NY 16
1965—At Den 16, NY 13
1965—At NY 45, Den 10
1966—NY 16, At Den 7
1967—NY 38, At Den 24
1967—Den 33, At NY 24
1968—Den 21, At NY 13
1969—At Den 21, NY 19
1973—Den 40, At NY 28
1976—At Den 46, NY 3
1978—NY 31, At Den 28
1980—At Den 31, NY 24
(Broncos 10, Jets 10, 1 tie)

PHILADELPHIA EAGLES

1971—At Phi 17, Den 16
1975—At Den 25, Phi 10
1980—At Phi 27, Den 6
(Broncos 1, Eagles 2)

PITTSBURGH STEELERS

1970—At Den 16, Pit 13
1971—Den 22, At Pit 10
1973—Den 23, At Pit 13
1974—At Den 35, Pit 35 (OT)
1975—At Pit 20, Den 9
1977—At Den 21, Pit 7
1978—Pit 21, At Den 17
1979—At Pit 42, Den 7
(Broncos 4, Steelers 3, 1 tie)

SAN DIEGO CHARGERS

(Los Angeles Chargers 1960)

1960—LA 23, At Den 19
1960—At LA 41, Den 33
1961—At SD 37, Den 0
1961—SD 19, At Den 16
1962—At Den 30, SD 21
1962—Den 23, At SD 20
1963—At Den 50, SD 34
1963—At SD 58, Den 20
1964—At SD 42, Den 14
1964—SD 31, At Den 20
1965—At SD 34, Den 31
1965—SD 35, At Den 21
1966—At SD 24, Den 17
1966—At Den 20, SD 17
1967—SD 38, At Den 21
1967—At SD 24, Den 20
1968—At SD 55, Den 24
1968—SD 47, At Den 23
1969—At Den 13, SD 0
1969—At SD 45, Den 24
1970—At SD 24, Den 21
1970—At Den 17, SD 17
1971—At Den 20, SD 16
1971—At SD 45, Den 17
1972—At SD 37, Den 14
1972—At Den 38, SD 13
1973—At Den 30, SD 19
1973—Den 42, At SD 28
1974—At Den 27, SD 7
1974—At SD 17, Den 0
1975—Den 27, At SD 17
1975—At Den 13, SD 10 (OT)
1976—At Den 26, SD 0
1976—Den 17, At SD 0
1977—Den 14, At SD 10
1977—At Den 17, SD 9
1978—At Den 27, SD 14
1978—At SD 23, Den 0
1979—At Den 7, SD 0
1979—At SD 17, Den 7
1980—SD 30, At Den 13
1980—Den 20, At SD 13
1981—At Den 42, SD 24
1981—At SD 34, Den 17
1982—SD 23, At Den 3
1982—At SD 30, Den 20
(Broncos 20, Chargers 25, 1 tie)

SAN FRANCISCO 49ERS

1970—At SF 19, Den 14
1973—SF 36, At Den 34
1979—Den 38, At SF 28
1982—At Den 24, SF 21
(Broncos 2, 49ers 2)

SERIES RECORDS (Continued)

SEATTLE SEAHAWKS

1977—Den 24, At Sea 13
1978—At Den 28, Sea 7
1978—Den 20, At Sea 17 (OT)
1979—At Den 37, Sea 34
1979—At Sea 28, Den 23
1980—At Den 36, Sea 20
1980—Den 25, At Sea 17
1981—At Sea 13, Den 10
1981—At Den 23, Sea 13
1982—Sea 17, At Den 10
1982—At Sea 13, Den 11
(Broncos 7, Seahawks 4)

ST. LOUIS CARDINALS

1973—Den 17, AT SL 17
1977—At Den 7, SL 0
(Broncos 1, Cardinals 0, 1 tie)

TAMPA BAY BUCCANEERS

1976—At Den 48, TB 13
1981—Den 24, At TB 7
(Broncos 2, Buccaneers 0)

WASHINGTON REDSKINS

1970—Was 19, At Den 3
1974—At Was 30, Den 3
1980—At Den 20, Was 17
(Broncos 1, Redskins 2)



The Denver Chapter of the National Football League Alumni was formed in 1981 and is interested in contacting former professional football players living in the Denver area.

Pete Liske is President of the Denver chapter, Gary Glick is Vice President, Doak Walker is Secretary, and Marv Montgomery is Treasurer.

The Denver area telephone number for the chapter is (303) 443-8512.

BRONCOS COACHING HISTORY

BRONCO COACHING RECORDS

Season	Coach	Record	
1960	Frank Filchock	4-9-1	
1961	Frank Filchock	3-11-0	
	Filchock's totals	7-20-1	.268
1962	Jack Faulkner	7-7-0	
1963	Jack Faulkner	2-11-1	
1964	Jack Faulkner	0-4-0	
	Faulkner's totals	9-22-1	.297
1964	Mac Speedie	2-7-1	
1965	Mac Speedie	4-10-0	
1966	Mac Speedie	0-2-0	
	Speedie's totals	6-19-1	.250
1966	Ray Malavasi	4-8-0	
	Malavasi's totals	4-8-0	.333
1967	Lou Saban	3-11-0	
1968	Lou Saban	5-9-0	
1969	Lou Saban	5-8-1	
1970	Lou Saban	5-8-1	
1971	Lou Saban	2-6-1	
	Saban's totals	20-42-3	.331
1971	Jerry Smith	2-3-0	
	Smith's totals	2-3-0	.400
1972	John Ralston	5-9-0	
1973	John Ralston	7-5-2	
1974	John Ralston	7-6-1	
1975	John Ralston	6-8-0	
1976	John Ralston	9-5-0	
	Ralston's totals	34-33-3	.507
1977	Red Miller	12-2-0	
	Playoffs	2-1-0	
1978	Red Miller	10-6-0	
	Playoffs	0-1-0	
1979	Red Miller	10-6-0	
	Playoffs	0-1-0	
1980	Red Miller	8-8-0	
	Miller's totals	40-22-0	.645
		42-25-0	.627
1981	Dan Reeves	10-6-0	
1982	Dan Reeves	2-7-0	
	Reeves' totals	12-13-0	.480

ASSISTANT COACH ROSTER

Marvin Bass 1982; Marv Braden 1977-1980; Ken Carpenter 1961; Jim Cason 1960; Max Coley 1972-1976; Joe Collier 1969-1982; Dick Coury 1972-1973; Kay Dalton 1974-1976; George Dickson 1964-1965; Dale Dodrill 1960-1963, 1966; Whitey Dovell 1967-1971, 1979-1980; Rod Dowhower 1980-1982; Hunter Enis 1967-1971; Jerry Frei 1972-1975, 1981-1982; Bob Gambold 1972-1977; Mike Giddings 1976; Gary Glick 1962; Ken Gray 1977-1978; Bob Griffin 1966; Ed Hughes 1963; Charley Johnson 1976; Reed Johnson 1981; Stan Jones 1967-1971, 1976-1982; Charlie Lee 1981; Dick MacPherson 1967-1970; Ray Malavasi 1964-1966; Jim Martin 1962; Marv Matusak 1966; Richie McCabe 1978-1982; Bus Mertes 1965-1966; Bob Miller 1963-1965; Myrel Moore 1972-1977, 1982; Nick Nicolau 1981-1982; Babe Parilli 1977-1979; Fran Polsfoot 1977-1982; Paul Roach 1977-1980; Sam Rutigliano 1967-1970; Jerry Smith 1971; Mac Speedie 1962-1964; Doc Ulrich 1972-1976; Bob Zeman 1978-1982.

ATTENDANCE MARKS

BRONCOS LARGEST CROWDS

At Home—Mile High Stadium

75,011	vs. Pittsburgh (Playoffs)	Dec. 24, 1977
75,008	vs. Chicago	Oct. 16, 1978
75,007	vs. Oakland	Oct. 30, 1977
75,002	vs. St. Louis	Sept. 18, 1977
74,997	vs. San Diego	Oct. 7, 1979
74,989	vs. Seattle	Oct. 1, 1978
74,983	vs. San Diego	Sept. 17, 1978
74,983	vs. New York Jets	Nov. 5, 1978
74,982	vs. Oakland (Playoffs)	Jan. 1, 1978
74,970	vs. San Diego	Sept. 21, 1981
74,967	vs. Pittsburgh	Nov. 6, 1977
74,965	vs. Green Bay	Nov. 19, 1978
74,939	vs. Baltimore	Nov. 27, 1977
74,919	vs. Dallas	Sept. 14, 1981
74,908	vs. Kansas City	Oct. 28, 1979

On the Road

81,065	at Cleveland	Oct. 5, 1981
79,864	at Buffalo	Oct. 5, 1975
77,757	at Buffalo	Oct. 25, 1981
76,400	at New Orleans (Super Bowl XII)	Jan. 15, 1978
75,674	at Cleveland	Oct. 24, 1971
74,672	at Kansas City	Oct. 18, 1981
74,292	at Kansas City	Oct. 14, 1979
71,785	at Detroit	Nov. 23, 1978
71,414	at Kansas City	Oct. 7, 1973
70,856	at Cleveland	Nov. 12, 1978
70,307	at Philadelphia	Sept. 7, 1981
70,043	at Kansas City	Oct. 26, 1975
67,598	at New York Giants	Oct. 26, 1981
67,298	at Kansas City	Oct. 6, 1974
66,837	at New Orleans	Nov. 22, 1970

ATTENDANCE BY SEASON

Year	Home	Road	Total
1960	91,333	115,994	207,327
1961	74,508	122,315	196,823
1962	178,485	146,442	324,927
1963	132,218	165,995	298,213
1964	118,259	166,744	285,003
1965	219,786	215,992	435,778
1966	192,198	203,799	395,997
1967	231,801	247,696	479,497
1968	281,374	278,008	559,382
1969	326,851	276,755	603,606
1970	355,739	330,184	685,923
1971	358,400	377,642	736,042
1972	361,414	412,073	773,487
1973	356,327	351,334	707,661
1974	347,322	354,367	701,689
1975	342,375	347,944	690,319
1976	436,468	349,126	785,594
1977	524,595	370,917	895,512
1978	598,085	470,756	1,068,841
1979	597,521	427,040	1,024,561
1980	593,084	473,680	1,066,764
1981	*598,224	*475,360	*1,073,584
1982	369,555	183,046	552,601
Totals	7,685,922	6,863,209	14,549,131

*Bronco records

1960—2,675	*1972—48,000
1961—5,775	*1973—48,000
1962—5,042	*1974—49,000
1963—7,624	*1975—49,000
1964—8,002	*1976—62,215
1965—22,905	*1977—73,089
1966—18,898	*1978—73,092
1967—24,650	*1979—73,313
1968—27,348	*1980—73,298
1969—31,936	*1981—73,380
1970—43,580	*1982—73,380
*1971—47,500	

*Season tickets sold out. Since and including the 1970 season, every Bronco game at Mile High Stadium has been a sellout, giving the Broncos 93 consecutive sellouts in the regular season through the final game of the 1982 season.

BRONCOS STATISTICAL HISTORY

OFFENSE YEAR-BY-YEAR

	Total Plays	First Downs	Rush Yards	Pass Yards	Total Yards	Total Points
1960	958	248	1195	3247	4442	309
1961	934	219	1091	2720	3811	251
1962	885	270	1298	3404	4702	353
1963	832	230	1508	2487	3995	301
1964	905	211	1311	2021	3332	240
1965	959	255	1829	2640	4469	303
1966	816	171	1173	1995	3168	196
1967	852	172	1265	1682	2947	256
1968	897	217	1614	2357	3971	255
1969	841	243	1637	2524	4161	297
1970	883	217	1802	2025	3827	253
1971	891	217	2093	2065	4158	203
1972	831	237	1838	2634	4472	325
1973	893	253	1954	2519	4473	354
1974	861	258	2157	2328	4485	302
1975	964	268	1993	2541	4534	254
1976	901	239	1932	2204	4136	315
1977	887	223	2043	1863	3906	274
1978	1039	294	2451	2378	4829	282
1979	1044	306	2040	3102	5142	289
1980	992	286	1865	2777	4642	310
1981	1062	306	1895	3531	5426	321
1982	592	170	1018	1819	2837	148

DEFENSE YEAR-BY-YEAR

	Total Plays	First Downs	Rush Yards	Pass Yards	Total Yards	Total Points
1960	927	254	2145	2987	5132	393
1961	899	233	1633	2785	4418	432
1962	862	234	1868	2670	4538	332
1963	828	254	1687	3394	5081	473
1964	902	270	2064	2906	4970	438
1965	850	244	1337	2960	4297	392
1966	871	251	2029	2515	4544	381
1967	921	276	2076	3125	5201	409
1968	916	251	1861	3163	5024	404
1969	918	278	1709	2932	4641	344
1970	838	199	1351	2354	3705	264
1971	825	206	1834	1985	3819	275
1972	876	251	1668	2183	3851	350
1973	842	239	1795	2440	4235	296
1974	955	265	1808	2583	4391	294
1975	901	247	1974	2032	4006	307
1976	903	222	1709	2026	3735	206
1977	941	217	1530	2244	3774	148
1978	1016	251	1979	2469	4448	198
1979	1033	273	1693	3159	4852	262
1980	1043	303	2117	3125	5242	323
1981	999	268	1992	2868	4860	289
1982	616	176	935	2234	3169	222

YEARLY LEADERS (Continued)

Rushing

	Yards	Attempts	Average	TDs
1960	Rolle—501	Rolle—130	Mingo—3.9	Mingo—4
1961	Stone—505	Stone—127	Stone—4.0	Bukaty—5
1962	Stone—360	Stone—94	Stone—3.8	Mingo—4
1963	Joe—649	Joe—154	Joe—4.2	Joe—4
1964	Mitchell—590	Mitchell—177	Joe—3.7	Mitchell—5
1965	Gilchrist—954	Gilchrist—252	Hayes—4.1	Gilchrist—6
1966	Hayes—411	Haynes—129	Hayes—3.9	Haynes—2
				Chobolan—2
1967	Little—381	Little—130	Mitchell—3.8	Hickey—4
				Hayes—4
1968	Little—584	Little—158	Little—3.7	Lynch—4
1969	Little—729	Little—146	Little—5.0	Little—6
1970	Little—901	Little—209	Anderson—4.4	Crenshaw—5
1971	Little—1133	Little—284	Dawkins—4.4	Little—6
1972	Little—859	Little—216	Anderson—4.4	Little—9
1973	Little—979	Little—256	Dawkins—4.4	Little—12
1974	Armstrong—1407	Armstrong—263	Armstrong—5.3	Keyworth—10
1975	Keyworth—725	Keyworth—182	Keyworth—4.0	Keyworth—3
				Lynch—3
1976	Armstrong—1008	Armstrong—247	Armstrong—4.1	Armstrong—5
1977	Armstrong—489	Armstrong—130	Perrin—4.1	Armstrong—4
1978	Perrin—455	Armstrong—112	Canada—4.6	Perrin—4
		Keyworth—112		
1979	Armstrong—453	Armstrong—108	Armstrong—4.2	Lytle—4
1980	Jensen—476	Preston—111	Jensen—4.7	Armstrong—4
				Preston—4
1981	Parros—749	Preston—183	Parros—4.3	Lytle—4
1982	Willhite—347	Parros—77	Willhite—5.0	Willhite—2

Passing

	Yards	Attempts	Completions
1960	Tripucka—3038	Tripucka—478	Tripucka—248
1961	Tripucka—1690	Tripucka—344	Tripucka—167
1962	Tripucka—2917	Tripucka—440	Tripucka—240
1963	Slaughter—1689	Slaughter—223	Slaughter—112
1964	Lee—1611	Lee—265	Lee—133
1965	McCormick—1292	McCormick—253	McCormick—103
1966	Choboian—1110	McCormick—193	Choboian—82
1967	Tensi—1915	Tensi—325	Tensi—131
1968	Briscoe—1589	Briscoe—224	Briscoe—93
1969	Tensi—1990	Tensi—286	Tensi—131
1970	Liske—1340	Liske—238	Liske—112
1971	Ramsey—1120	Ramsey—178	Horn—89
1972	Johnson—1783	Johnson—238	Johnson—132
1973	Johnson—2465	Johnson—346	Johnson—184
1974	Johnson—1969	Johnson—244	Johnson—136
1975	Ramsey—1562	Ramsey—233	Ramsey—128
1976	Ramsey—1931	Ramsey—270	Ramsey—128
1977	Morton—1929	Morton—254	Morton—131
1978	Morton—1802	Morton—267	Morton—146
1979	Morton—2626	Morton—370	Morton—204
1980	Morton—2150	Morton—301	Morton—183
1981	Morton—3195	Morton—376	Morton—225
1982	DeBerg—1405	DeBerg—223	DeBerg—131
	Pct.	TD	Int.
1960	Tripucka—519	Tripucka—24	Tripucka—34
1961	Tripucka—486	Tripucka—10	Herring—22
1962	Tripucka—545	Tripucka—17	Tripucka—25
1963	Slaughter—502	Slaughter—12	Slaughter—14
1964	Slaughter—513	Lee—11	Lee—20
1965	Slaughter—510	McCormick—7	McCormick—14
1966	Choboian—503	McCormick—6	McCormick—15
1967	Tensi—403	Tensi—16	Tensi—17
1968	Briscoe—415	Briscoe—14	Briscoe—13
1969	Tensi—458	Tensi—14	Tensi—12
1970	Liske—471	Liske—7	Liske—11
1971	Horn—514	Ramsey—5	Horn—14
1972	Johnson—555	Johnson—14	Johnson—14
1973	Johnson—532	Johnson—20	Johnson—17
1974	Johnson—557	Johnson—13	Johnson—9
1975	Ramsey—549	Ramsey—9	Ramsey—14
1976	Ramsey—474	Ramsey—11	Ramsey—13
1977	Morton—516	Morton—14	Morton—8
1978	Weese—632	Morton—11	Morton—8
1979	Morton—551	Morton—16	Morton—19
1980	Morton—608	Morton—12	Morton—13
1981	Morton—598	Morton—21	Morton—14
1982	DeBerg—587	DeBerg—7	DeBerg—11

YEARLY LEADERS (Continued)

Receiving

No.	Yards	Average	TD
1960	Taylor—92	Taylor—1235	Carmichael—19.3
1961	Taylor—100	Taylor—1176	Frazier—17.0
1962	Taylor—77	Taylor—908	Scarpitto—19.0
1963	Taylor—78	Taylor—1101	Groman—16.2
1964	Taylor—76	Taylor—873	Dixon—15.4
1965	Taylor—85	Taylor—1131	Scarpitto—18.3
1966	Haynes—46	Denson—725	Denson—20.1
1967	Denson—46	Denson—899	Denson—19.5
1968	Crabtree—46	Crabtree—601	Denson—17.2
1969	Denson—53	Denson—809	Embre—16.2
1970	Denson—47	Denson—646	Whalen—14.0
1971	Anderson—37	Simmons—403	Simmons—16.1
1972	Sherman—38	Sherman—661	Sherman—17.4
1973	Odoms—43	Odoms—629	Moses—18.5
1974	Odoms—42	Odoms—639	Moses—16.4
1975	Keyworth—42	Odoms—544	Moses—17.4
1976	Armstrong—39	Moses—498	Moses—19.9
1977	Odoms—37	Moses—539	Moses—20.0
1978	Odoms—54	Odoms—829	Moses—20.1
1979	Upchurch—64	Moses—943	Moses—17.5
1980	Jensen—49	Moses—674	Moses—17.7
1981	Watson—60	Watson—1244	Watson—20.7
1982	Parros—37	Watson—555	Upchurch—15.7

Interceptions

No.	Ret. Yards
1960	Gonsoulin—11
1961	Nugent—7
1962	Gonsoulin—7
1963	Gonsoulin—6
1964	Brown—9
1965	Gonsoulin—6
1966	Brown—3
1967	Sellers—3
1968	Sellers—7
1969	Jaquess—5
1970	Thompson—3
1971	Martha—6
1972	Thompson—5
1973	Mitchell—3
1974	Jones—4
1975	Jones—5
1976	Thompson—5
1977	Gradishar—3
1978	Jackson—7
1979	Thompson—5
1980	B. Jackson—6
1981	Foley—6
1982	Foley—4
1983	Foley—5
1984	Kyle—3

Interception Returns for Touchdowns

Date	Opponent	Yards
Latimer	11/23/80	vs. Seattle
Gradishar	10/5/80	at Cleveland
T. Jackson	11/5/78	vs. New York Jets
T. Jackson	11/27/77	vs. Baltimore
Wright	10/16/77	at Oakland
Jackson	11/14/76	at San Diego
Rowser	11/7/76	vs. Tampa Bay
Gradishar	11/7/76	vs. Tampa Bay
Rowser	9/19/76	vs. N. Y. Jets
Gradishar	9/29/75	vs. Green Bay
Thompson	10/13/74	vs. New Orleans
Mitchell	10/28/73	at N. Y. Jets
Thompson	10/14/73	at Houston
Forsberg	10/24/71	at Cleveland
Burrell	12/7/69	at Miami
Thompson	11/16/69	vs. Houston

YEARLY LEADERS (Continued)

Interception Returns for Touchdowns

Date	Opponent	Yards
Wilson	12/17/67	vs. Kansas City
Wilson	10/22/67	vs. San Diego
Sellers	9/3/67	vs. Boston
Bramlett	11/14/65	at Houston
Wilson	11/7/65	vs. San Diego
Griffin	10/17/65	vs. Houston
Janik	11/1/64	at Kansas City
Gonsoulin	10/6/63	vs. San Diego
McMillin	11/22/62	vs. New York
McGeever	10/5/62	vs. Oakland
Gonsoulin	10/5/62	vs. Oakland
Zeman	9/30/62	at New York
Yelverton	10/2/60	vs. Oakland
Pyeatt	9/18/60	at Buffalo

Other Defensive Returns For Touchdowns

Date	Opponent	Yards
Thompson (fumble)	9/14/80	vs. Dallas
Wright (fumble—lateral from Gradishar)	12/2/79	at Buffalo
Swenson (fumble)	11/18/79	at San Francisco
Nairne (blocked punt)	11/11/79	vs. New England
Carter (fumble)	11/11/79	vs. New England
Thompson (fumble—fumble by Swenson)	10/14/79	at Kansas City
Gradishar (fumble)	12/3/78	at Oakland
Thompson (fumble)	11/5/78	vs. New York Jets
Polti (fumble—lateral from Swenson)	11/7/76	vs. Tampa Bay
Jones (fumble)	9/23/76	vs. Cleveland
Smith (fumble)	11/23/75	at Atlanta
Thompson (fumble)	10/22/73	vs. Oakland
Bramlett (blocked FG)	11/27/66	vs. San Diego
Griffin (blocked punt)	10/17/65	vs. Houston
Bramlett (fumble)	9/24/65	at Boston
McMillin (fumble)	11/8/64	vs. San Diego
Cooke (fumble)	11/1/64	at Kansas City
McFadin (fumble)	10/13/63	vs. Houston
McMillin (fumble)	12/9/62	at Dallas
McFadin (fumble)	11/22/62	vs. New York
Gavin (blocked punt)	12/10/61	at Dallas

Punt Returns

No.	Yards	Average
1960	Carmichael—15	Carmichael—6.7
1961	Frazier—18	Frazier—12.8
1962	Mingo—7	Zeman—11.8
1963	Mitchell—12	Mingo—12.1
1964	Barry—16	Mitchell—12.0
1965	Barry—21	Barry—10.0
1966	Haynes—10	Haynes—11.9
1967	Little—16	Little—16.9
1968	Little—24	Little—10.9
1969	Thompson—25	Thompson—11.5
1970	Thompson—23	Thompson—10.1
1971	Thompson—29	Thompson—9.4
1972	Sherman—10	Sherman—8.9
1973	Thompson—30	Thompson—13.2
1974	Thompson—26	Thompson—13.5
1975	Upchurch—27	Thompson—12.2
1976	Upchurch—39	Upchurch—13.7
1977	Upchurch—51	Upchurch—12.8
1978	Upchurch—36	Upchurch—13.7
1979	Upchurch—30	Upchurch—10.1
1980	Upchurch—37	Upchurch—9.5
1981	Manning—41	Manning—37.8
1982	Upchurch—15	Upchurch—24.2

YEARLY LEADERS (Continued)

Kickoff Returns

	No.	Yards	Average
1960	Carmichael—22	Carmichael—581	Carmichael—26.4
1961	Frazier—18	Frazier—504	Frazier—28.0
1962	Frazier—19	Frazier—388	Frazier—20.4
1963	Mitchell—37	Mitchell—954	Mitchell—25.7
1964	Barry—47	Barry—1245	Barry—26.5
1965	Haynes—34	Haynes—901	Haynes—26.5
1966	Sellers—19	Sellers—540	Sellers—28.4
1967	Little—35	Little—942	Little—26.9
1968	Little—26	Little—649	Little—25.0
1969	Williams—23	Williams—574	Thompson—28.5
1970	Anderson—21	Anderson—520	Anderson—24.8
1971	Anderson—8	Little—199	Little—28.3
1972	Montgomery—29	Montgomery—756	Montgomery—26.1
1973	Armstrong—20	Armstrong—472	Armstrong—23.6
1974	Armstrong—16	Armstrong—386	Armstrong—24.1
1975	Upchurch—40	Upchurch—1084	Upchurch—27.1
1976	Upchurch—22	Upchurch—514	Perrin—27.9
1977	Upchurch—20	Upchurch—456	Upchurch—22.8
1978	Perrin—12	Perrin—256	Upchurch—27.8
1979	Pane—18	Pane—354	Pane—19.7
1980	Brunson—40	Brunson—923	Brunson—23.1
1981	Manning—26	Manning—514	Manning—19.8
1982	Willhite—17	Manning—346	Manning—23.1

Scoring

	TD	FG	Points
1960	Taylor—12	Mingo 18-28, .643	Mingo—123
1961	Frazier—8	Hill 5-15, .333	Frazier—50
	Stone—8		
1962	Scarpitto—6	Mingo 27-39, .692	Mingo—137
1963	Taylor—10	Mingo 16-30, .533	Mingo—83
1964	Taylor—7	Mingo 8-12, .667	Taylor—42
1965	Hayes—7	Kroner 13-29, .448	Kroner—71
	Gilchrist—7		
1966	Scarpitto—5	Kroner 14-25, .560	Kroner—62
1967	Denson—11	Humphreys 7-15, .467	Denson—66
1968	Crabtree—5	Howfield 9-18, .500	Howfield—57
	Little—5		
1969	Denson—5	Howfield 13-29, .448	Howfield—75
1970	Crenshaw—10	Howfield 18-32, .563	Howfield—81
1971	Little—6	Turner 25-38, .658	Turner—93
1972	Little—13	Turner 20-29, .690	Turner—97
1973	Little—13	Turner 22-33, .667	Turner—106
1974	Armstrong—12	Turner 11-21, .524	Armstrong—72
1975	*5 players—4	Turner 21-29, .724	Turner—86
1976	Moses—7	Turner 15-21, .714	Turner—81
1977	**5 players—4	Turner 13-19, .684	Turner—76
1978	Odoms—6	Turner 11-22, .500	Turner—64
1979	Upchurch—7	Turner 13-21, .619	Turner—71
1980	Odoms—6	Steinfert 26-34, .765	Steinfert—110
1981	Watson—13	Steinfert 17-30, .567	Steinfert—87
1982	Upchurch—5	Karlis 11-13, .846	Karlis—48

*Keyworth, Dolbin, Little, Lynch, Odoms.

**Armstrong, Moses, Morton, Perrin, Upchurch.

BRONCOS RECORDS

TOTAL OFFENSE

	Game	Season	Career
Plays	56—Tripucka at Buffalo 9/15/62 56—Slaughter at Houston 12/20/64 55—Tripucka vs. Houston 11/6/60 55—Liske at Buffalo 9/28/69	515—Tripucka, 1960 442—Tripucka, 1962 392—Morton, 1979	1,693—Morton, 1977-82 1,650—Little, 1967-75 1,283—Tripucka, 1960-63 994—Johnson, 1972-75
Yards gained	447—Tripucka at Buffalo 9/15/62 445—Johnson vs. Kansas City 11/24/74 376—Tripucka vs. San Diego 9/7/62	3,213—Morton, 1981 3,038—Tripucka, 1960 2,902—Tripucka, 1962 2,643—Morton, 1979	12,137—Morton, 1977-82 7,651—Tripucka, 1960-63 7,255—Johnson, 1972-75 6,545—Ramsey, 1971-76
Ave. gain per play	(Min. of 10 plays) 15.70—Morton vs. San Diego 9/27/81 14.20—Morton vs. Detroit 10/11/81 13.58—Johnson vs. Kansas City 9/21/75	(Min. of 125 plays) 8.37—Morton, 1981 7.93—Johnson, 1974 7.53—Breaux, 1963	(Min. of 200 plays) 7.30—Johnson, 1972-75 7.17—Morton, 1977-82 7.16—Briscoe, 1968

RUSHING

	Game	Season	Career
Yards gained	183—Armstrong vs. Houston 12/8/74 166—Little at Cincinnati 10/19/69 148—Keyworth at Oakland 11/24/74	1,407—Armstrong, 1974 1,133—Little, 1971 1,008—Armstrong, 1976	6,323—Little, 1967-75 4,453—Armstrong, 1973-80 2,653—Keyworth, 1974-80
Carries	32—Gilchrist at Boston 9/24/65 31—Armstrong vs. Houston 12/8/74 30—Little at Boston 11/3/68 30—Dawkins at N.Y. Jets 10/28/73	284—Little, 1971 263—Armstrong, 1974 256—Little, 1973	1,641—Little, 1967-75 1,023—Armstrong, 1973-80 699—Keyworth, 1974-80
Ave. per carry	(Min. of 8 carries) 11.00—Rolle vs. Oakland 10/2/60 10.38—Joe at Boston 10/18/63 10.33—Dawkins at Kansas City 10/7/73	(Min. of 100 carries) 5.35—Armstrong, 1974 4.99—Little, 1969 4.71—Jensen, 1980 4.62—Keyworth, 1974 4.62—Canada, 1978	(Min. of 100 carries) 4.39—Dawkins, 1971-73 4.35—Armstrong, 1973-80 4.20—Canada, 1978-79, 1981
TDs	3—Armstrong vs. Houston 12/8/74 3—Keyworth vs. Kansas City 11/18/74 3—Little vs. Cincinnati 9/16/73	12—Little, 1973 10—Keyworth, 1974 9—Little, 1972 9—Armstrong, 1974	43—Little, 1967-75 25—Armstrong, 1973-80 22—Keyworth, 1974-80

Other Rushing Records

Longest scoring run—82, Mingo vs. Oakland, 10/5/62
80, Little at San Francisco, 10/25/70
72, Dawkins at Kansas City, 10/7/73

Longest non-scoring run—68, Bell vs. Los Angeles, 10/16/60
63, Krieg vs. San Diego, 12/10/72
62, Perrin vs. Baltimore, 11/27/77

RUSHING RECORDS (Continued)

Top Ten Season Marks

	Attempts	Yards	Average	TDs
Otis Armstrong—1974	263	1407	5.3	9
Floyd Little—1971	284	1133	4.0	6
Otis Armstrong—1976	247	1008	4.1	5
Floyd Little—1973	256	979	3.8	12
Cookie Gilchrist—1965	252	954	3.8	6
Floyd Little—1970	209	901	4.3	3
Floyd Little—1972	216	859	4.0	9
Rick Parros—1981	176	749	4.3	2
Floyd Little—1969	146	729	5.0	6
Jon Keyworth—1975	182	725	4.0	3
Joe Dawkins—1973	160	706	4.4	2

Top Career Marks

	Attempts	Yards	Average	TDs
Floyd Little—1967-75	1641	6323	3.9	43
Otis Armstrong—1973-80	1023	4453	4.3	25
Jon Keyworth—1973-80	699	2653	3.8	22
Dave Preston—1978-82	422	1571	3.7	9
Rob Lytle—1977-82	376	1451	3.9	12
Bobby Anderson—1970-73	313	1281	4.1	9
Donnie Stone—1961-64	329	1273	3.9	10
Fran Lynch—1967-75	304	1258	4.1	12
Wendell Hayes—1965-67	320	1198	3.7	10
Charlie Mitchell—1963-67	352	1142	3.3	5

PASSING

	Game	Season	Career
Yards gained	447—Tripucka at Buffalo 9/15/62 445—Johnson vs. Kansas City 11/18/74 376—Tripucka vs. San Diego 9/7/62	3,195—Morton, 1981 3,038—Tripucka, 1960 2,902—Tripucka, 1962	11,895—Morton, 1977-82 7,676—Tripucka, 1960-63 7,238—Johnson, 1972-75 6,437—Ramsey, 1971-76
Completions	34—Slaughter at Houston 12/20/64 30—Tripucka vs. Houston 11/6/60 29—Tripucka at Buffalo 9/15/62	248—Tripucka, 1960 240—Tripucka, 1962 225—Morton, 1981	907—Morton, 1977-82 662—Tripucka, 1960-63 517—Johnson, 1972-75
Attempts	56—Tripucka at Buffalo 9/15/62 53—Slaughter at Houston 12/20/64 52—Tripucka vs. Houston 11/6/60 52—Tripucka at Houston 11/20/60	478—Tripucka, 1960 440—Tripucka, 1962 376—Morton, 1981	1,594—Morton, 1977-82 1,277—Tripucka, 1960-63 970—Johnson, 1972-75 919—Ramsey, 1971-76
Pct.	(Min. of 10 attempts) .944—Morton vs. San Diego 9/27/81 .864—Morton vs. K.C. 12/10/78 .833—Ramsey vs. Cleveland 10/19/75	(Min. of 100 attempts) .632—Weese, 1978 .608—Morton, 1980 .598—Morton, 1981	(Min. of 100 attempts) .589—DeBerg, 1981-82 .570—Weese, 1976-79 .569—Morton, 1977-82
TDs	5—Tripucka vs. Buffalo 10/28/62 4—Six times	24—Tripucka, 1960 21—Morton, 1981 20—Johnson, 1973	74—Morton, 1977-81 52—Johnson, 1972-75 51—Tripucka, 1960-63 38—Tensi, 1967-70

PASSING RECORDS (Continued)

	Game	Season	Career
Interceptions	6—Horn at Green Bay 9/26/71 6—Herring at Houston 11/26/71 5—7 times	34—Tripucka, 1960 25—Tripucka, 1962 22—Herring, 1961	85—Tripucka, 1960-63 65—Morton, 1977-82 58—Ramsey, 1971-76
Intercept. avoidance	.000—by many	.030—Morton, 1978 .031—Morton, 1977 .031—Weese, 1979	.041—Morton, 1977-82 .043—Breaux, 1963 .054—Johnson, 1972-75
Ave. per completion	(Min. of 12 attempts) 33.64—Lee at Oakland 12/5/65 27.92—Briscoe vs. Buffalo 11/24/68 27.42—Johnson vs. Kansas City 9/21/75	(Min. of 50 attempts) 17.93—Hufnagel, 1975 17.09—Briscoe, 1968 16.15—Ramsey, 1972	(Min. of 100 attempts) 17.09—Briscoe, 1968 15.98—Shaw, 1962 15.09—Tensi, 1967-70
Ave. per attempt	17.1—Morton vs. San Diego 9/27/81 16.45—Johnson vs. Kansas City 9/21/75 15.7—Morton vs. Detroit 10/11/81 13.41—Weese vs. Pittsburgh 12/16/78	8.65—Lee, 1965 8.50—Morton, 1981 8.31—Weese, 1978	7.56—Johnson, 1972-75 7.52—Weese, 1976-79 7.46—Morton, 1977-82

Other Passing Records

Most Consecutive Games with TD Pass—

- 10—Johnson, 1973-74 (Last 8 games of 1973 and first 2 games of 1974).
- 9—Morton, 1977 (5th through 13th games).
- 9—Tripucka, 1962 (Span of 10 games, did not play one game).

Most Consecutive Completions—

- 18—DeBerg at Los Angeles Rams (17), 12/12/82 and vs. Kansas City (1), 12/19/82
- 16—Morton vs. Kansas City, 12/10/78
- 11—Morton vs. San Diego, 9/27/81
- 11—Tensi at San Diego, 11/23/69
- 10—Tripucka vs. Dallas, 10/8/61

Longest Scoring Pass—

- 97—Shaw to Tarr at Boston, 9/21/62
- 96—Tripucka to Frazier at Buffalo, 9/15/62
- 95—Morton to Watson vs. San Diego, 9/27/81
- 93—Morton to Watson vs. Detroit, 10/11/81

Longest Non-Scoring Pass—

- 86—Morton to Watson vs. Kansas City, 12/6/81
- 74—Liske to Van Heusen at New Orleans, 11/22/70
- 74—Horn to Little vs. Oakland, 10/10/71
- 72—Johnson to Little vs. San Diego, 10/29/74

PASSING RECORDS (Continued)

Top Ten Season Marks

	Att.	Comp.	Int.	Yds.	TD	Pct.
Morton—1981	376	225	14	3195	21	.598
Tripucka—1960	478	248	34	3038	24	.519
Tripucka—1962	440	240	25	2902	17	.545
Morton—1979	370	204	19	2626	16	.551
Johnson—1973	346	184	17	2465	20	.532
Morton—1980	301	183	13	2150	12	.608
Tensi—1969	286	131	12	1990	14	.458
Johnson—1974	244	136	9	1969	13	.557
Ramsey—1976	270	128	13	1931	11	.474
Morton—1977	254	131	8	1929	14	.516
Tensi—1967	325	131	17	1915	16	.403

Top Ten Career Marks

	Att.	Comp.	Int.	Yds.	TD	Pct.
Morton—1977-82	1594	907	65	11895	74	.569
Tripucka—1960-63	1277	662	85	7676	51	.518
Johnson—1972-75	970	517	52	7238	52	.533
Ramsey—1971-76	919	456	58	6437	35	.496
Tensi—1967-70	810	348	45	5153	38	.430
Slaughter—1963-66	584	291	37	3607	22	.498
McCormick—1963-68	537	207	33	2791	17	.385
Lee—1964-65	345	177	23	2303	16	.513
Liske—1969-70	353	173	22	2185	16	.490
DeBerg—1981-82	331	195	17	2202	13	.589

Career Touchdown Passes—Morton 74, Johnson 52, Tripucka 51, Tensi 38, Ramsey 35, Slaughter 22, McCormick 17, Lee 16, Liske 16, Briscoe 14, DeBerg 13, Breaux 7, Weese 7, Herring 5, Penrose 5, Shaw 4, Choboian 4, Horn 3, Robinson 2, LeClair 2, Mingo 2, Glacken 1, Hufnagel 1, Pastrana 1, Stone 1, Little 1, Anderson 1, Keyworth 1.

RECEIVING

	Game	Season	Career
Receptions	13—Anderson vs. Chicago 9/30/73	100—Taylor, 1961	543—Taylor, 1960-66
	13—Taylor vs. Oakland 11/29/64	92—Taylor, 1960	392—Odams, 1972-82
	12—Taylor at Boston 9/21/62	85—Taylor, 1965	302—Moses, 1972-81
Yards	199—Taylor vs. Buffalo 11/27/60	1,244—Watson, 1981	6,872—Taylor, 1960-66
	183—Watson at Los Angeles Rams 12/12/82	1,235—Taylor, 1960	5,693—Odams, 1972-82
	182—Watson vs. Detroit 10/11/81	1,178—Taylor, 1961	5,450—Moses, 1972-81
TDs	3—Watson vs. Baltimore 9/20/81	13—Watson, 1981	44—Taylor, 1960-66
	3—Moses at Houston 10/4/73	12—Taylor, 1960	44—Moses, 1972-81
	3—Scarpitto at Buffalo 12/18/66	11—Denson, 1967	41—Odams, 1972-82
	3—Taylor vs. Buffalo 11/27/60		
Ave. per catch	(Min. of 4 Catches)	(Min. of 20 Catches)	(Min. of 50 Catches)
	41.25—Little at Buffalo	22.05—Scarpitto, 1963	20.54—Van Heusen, 1968-76
	38.00—Tarr at Boston 9/12/62	20.73—Watson, 1981	18.05—Moses, 1972-81
	36.4—Watson vs. Detroit 10/11/81	20.14—Denson, 1966	17.41—Frazier, 1961-63

RECEIVING RECORDS (Continued)

Other Receiving Records

Most Consecutive Games with TD Reception—

6—Taylor, 1960-61 (Last 4 games of 1960, first 2 games of 1961)
 6—Denson, 1969
 5—Watson, 1981
 4—Scarpitto, 1963
 4—Denson, 1967
 4—Odams, 1973
 4—Upchurch, 1979

Most Consecutive Games with Reception—

62—Taylor, 1960-64
 41—Odams, 1976-79
 33—Odams, 1973-76
 29—Preston, 1980-82
 28—Watson, 1980-82
 21—Little, 1973-74
 19—Taylor, 1964-65
 19—Denson, 1968-69
 18—Prebola, 1961-62

Top Season Marks

	No.	Yards	TD	Ave.
Taylor—1961	100	1176	4	11.8
Taylor—1960	92	1235	12	13.4
Taylor—1965	85	1131	6	13.3
Taylor—1963	78	1101	10	14.1
Taylor—1962	77	908	4	11.7
Taylor—1964	76	873	7	11.5
Upchurch—1979	64	937	7	14.6
Watson—1981	60	1244	13	20.7
Dickinson—1962	60	554	4	9.2
Moses—1979	54	943	6	17.5

Top Career Marks

	No.	Yards	TD	Ave.
Taylor—1960-66	543	6872	44	12.7
Odams—1972-82	392	5693	41	14.5
Moses—1972-81	302	5450	44	18.0
Denson—1964-70	250	4150	32	16.6
Upchurch—1975-82	227	3730	22	16.4
Little—1967-75	215	2418	9	11.2
Scarpitto—1962-67	145	2439	24	16.8
Preston—1978-82	144	1286	2	8.9
Keyworth—1974-80	141	1097	3	7.8
Armstrong—1973-80	131	1302	7	9.9

PUNTING

	Game	Season	Career
No.	12—Prestridge at Buffalo 10/25/81	105—Scarpitto, 1967	574—Van Heusen, 1968-76
	12—Scarpitto at Oakland 9/10/67	96—Dilts, 1978	290—Prestridge, 1979-82
	12—Van Heusen vs. Cincinnati 10/6/68	90—Dilts, 1977	248—Scarpitto, 1965-67
		88—Van Heusen, 1968	
Ave.	(Min. of 4 punts)	(Min. of 50 punts)	(Min. of 50 punts)
	53.8—Scarpitto vs. San Diego 10/22/67	46.1—Fraser, 1963	45.2—Fraser, 1962-64
	53.5—Fraser vs. New York 11/17/63	45.8—Scarpitto, 1966	44.4—Scarpitto, 1965-67
	52.5—Fraser at San Diego 12/22/63	45.1—Van Heusen, 1973	41.8—Prestridge, 1979-82
	52.5—Fraser vs. Kansas City 10/11/64		

Other Punting Records

Longest punt—78—Van Heusen vs. Dallas, 12/2/73
 75—Fraser at Oakland, 10/14/62
 75—Fraser vs. Boston, 11/11/62
 73—Dilts vs. New York Jets, 11/5/78
 73—Scarpitto vs. Boston, 9/3/67

INDIVIDUAL RECORDS (Continued)

INTERCEPTIONS

No.	Game	Season	Career
	4—Brown vs. New York 11/15/64	11—Gonsoulin, 1960	43—Gonsoulin, 1960-66
	4—Gonsoulin at Buffalo 9/18/60	9—Brown, 1964	40—Thompson, 1969-81
	3—Four times	7—Five players	28—Foley, 1976-82
Return yards	93—Gradishar at Cleveland, 10/5/80	153—Wilson, 1967	784—Thompson, 1969-81
	91—Brown vs. New York 11/15/64	140—Brown, 1964	542—Gonsoulin, 1960-66
	73—T. Jackson vs. Baltimore 11/27/77	136—T. Jackson, 1976	411—Foley, 1976-82

Other Interception Records

Best interception return average, career (10 or more interceptions)—
 19.6, Thompson, 1969-81
 17.9, T. Jackson, 1973-82
 17.6, McMillin, 1960-62, 1964-65

Longest scoring interception return—
 93, Gradishar at Cleveland, 10/5/80
 73, T. Jackson vs. Baltimore, 11/27/77
 70, Wilson vs. Kansas City, 12/17/67

Longest non-scoring interception return—
 70, Moore at Boston 11/20/64
 65, Alliston at Buffalo 9/18/60
 65, Foley-Gradishar-Wright, vs. New York Giants.
 11/14/76 (Foley intercepted and returned 23, lateral to Gradishar for 10, lateral to Wright for 32).
 65, D. Smith at Chicago 12/20/81

PUNT RETURNS

No.	Game	Season	Career
	8—Upchurch at Baltimore 10/22/78	51—Upchurch, 1977	244—Upchurch, 1975-82
	7—Thompson at Kansas City 10/6/74	41—Manning, 1981	157—Thompson, 1969-81
	7—Upchurch vs. San Diego 11/30/75	39—Upchurch, 1976	81—Little, 1967-75
	6—7 times		
Return yards	167—Upchurch vs. Pittsburgh 11/6/77	653—Upchurch, 1977	2956—Upchurch, 1975-82
	125—Upchurch vs. Cleveland 9/26/76	536—Upchurch, 1976	1814—Thompson, 1969-81
	105—Upchurch vs. Buffalo 9/25/77	493—Upchurch, 1978	893—Little, 1967-75
Average		(10 or more returns)	(15 or more returns)
		16.88—Little, 1967	12.11—Upchurch, 1975-82
		13.74—Upchurch, 1976	11.89—Mingo, 1960-64
		13.69—Upchurch, 1978	11.55—Thompson, 1969-81
		13.46—Thompson, 1974	

INDIVIDUAL RECORDS (Continued)

Other Punt Returns

Longest scoring punt return—
 92, Upchurch vs. San Diego 10/3/76
 87, Upchurch vs. Pittsburgh 11/6/77
 78, Upchurch vs. Kansas City 12/19/82
 76, Mingo at Boston 9/9/60

Longest non-scoring punt return—
 60, Thompson at Baltimore 11/10/74
 59, Thompson vs. New England 12/17/72
 54, Mitchell at Buffalo 9/20/64

KICKOFF RETURNS

No.	Game	Season	Career
	7—Barry at Kansas City 11/1/64	47—Barry, 1964	104—Little, 1967-75
	6—R. Montgomery at San Diego 9/24/72	40—Brunson, 1980	95—Upchurch, 1975-82
	6—Upchurch vs. Cleveland 10/19/75	40—Upchurch, 1975	73—Barry, 1964-65
		37—Mitchell, 1963	
Return yards	201—R. Montgomery at San Diego 9/24/72	1245—Barry, 1964	2523—Little, 1967-75
	197—Upchurch vs. Cleveland 10/19/75	1084—Upchurch, 1975	2355—Upchurch, 1975-82
	185—Little at Miami 9/17/67	954—Mitchell, 1963	1856—Barry, 1964-65
Average		(14 or more returns)	(40 or more returns)
		28.50—Thompson, 1969	26.28—Haynes, 1965-66
		28.47—Sellers, 1966	25.42—Barry, 1964-65
		28.00—Frazier, 1961	25.13—Thompson, 1969-81
			24.79—Upchurch, 1975-82

Other Kickoff Return Records

Longest scoring kickoff return—
 100, Sellers vs. Houston 10/2/66
 100, Wilson at Kansas City 10/8/66
 94, Montgomery at San Diego 9/24/72

Longest non-scoring kickoff return—
 89, Little vs. Oakland 11/10/68
 88, Montgomery at Oakland 10/22/72
 77, Scott vs. Kansas City 10/23/66

SCORING

	Game	Season	Career
TDs	* 3—9 times	13—Little, 1972	54—Little, 1967-75
		13—Little, 1973	45—Moses, 1972-81
		13—Watson, 1981	44—Taylor, 1960-66
			44—Odoms, 1972-82
FG	5—Mingo vs. San Diego 10/6/63	27—Mingo, 1962	151—Turner, 1971-79
	4—10 times (Turner 3, Mingo 3, Steinfert 2 Howfield, Kroner)	26—Steinfert, 1980	72—Mingo, 1960-64
		25—Turner, 1971	43—Steinfert, 1979-81
PAT	6—Turner vs. New England 12/17/72	40—Turner, 1973	283—Turner, 1971-79
	6—Turner at Houston 10/14/73	37—Turner, 1972	120—Mingo, 1960-64
	6—Turner vs. Tampa Bay 11/7/76	36—Howfield, 1969	93—Howfield, 1968-70
	6—Turner vs. New England 11/11/79	36—Turner, 1976	
	6—Steinfert vs. San Diego 9/27/81	36—Steinfert, 1981	

SCORING RECORDS (Continued)

	Game	Season	Career
Points	21—Mingo at Los Angeles 10/10/60	137—Mingo, 1962 123—Mingo, 1960 110—Steinfert, 1980	742—Turner, 1971-79 408—Mingo, 1960-64 324—Little, 1967-75
	20—Scarpitto at Buffalo 12/18/66	106—Turner, 1973	
	20—Mingo vs. San Diego 10/6/63		

*Taylor vs. Buffalo, 11/27/60; Stone at San Diego, 11/4/62; Scarpitto at Buffalo, 12/18/66; Little vs. Minnesota, 10/15/72; Little vs. Cincinnati, 9/16/73; Moses at Houston, 1/14/73; Keyworth vs. Kansas City, 11/18/74; Armstrong vs. Houston, 12/8/74; Watson vs. Baltimore, 9/20/81.

Other Scoring Records

Most consecutive games scoring—

55—Turner, 1971-74
47—Turner, 1975-78
32—Howfield, 1968-70
36—Mingo, 1960-64

Most consecutive games scoring by a non-kicker—

6—Taylor, 1960-61 (Last 4 games of 1960 and first 2 games of 1961)
6—Denson, 1969
6—Little, 1972

Most consecutive games scoring by rushing—

4—Little, 1969
4—Keyworth, 1974
3—Hayes, 1965
3—Armstrong, 1974

Most consecutive games scoring by reception—

6—Taylor, 1960-61 (Last 4 games of 1960 and first 2 games of 1961)
6—Denson, 1969
5—Watson, 1981
4—Scarpitto, 1963
4—Denson, 1967
4—Odoms, 1973
4—Upchurch, 1979

TEAM—GENERAL SEASON

Most consecutive victories—

8—1976-77 (Last 2 games of 1976 and first 6 games of 1977)
6—1977
4—1962, 1979, and 1981
3—ten times

Most consecutive games without a loss—

8—1976-77
7—1973
6—1977

Most consecutive defeats—

11—1963-64
9—1967

Most consecutive games without victory—

14—1963-64
9—1967

TEAM—GENERAL GAME

Largest margin of victory— 43—vs. New York Jets 9/19/76 (46-3)
37—vs. Oakland 10/5/62 (44-7)
35—vs. New England 11/11/79 (45-10)
35—vs. Tampa Bay 11/7/76 (48-13)

Most points in one half— 38—vs. New England 11/11/79
38—vs. Tampa Bay 11/7/76
33—vs. San Diego 10/6/63
32—vs. New York 11/22/62

Most points in one quarter— 26—at New York Jets 12/3/67
24—vs. Buffalo 11/27/60
24—vs. San Diego 10/6/63
24—vs. Tampa Bay 11/7/76
24—vs. New England 11/11/79

TEAM—OFFENSE

Scoring

Game	Season
Most Points	50—vs. San Diego 10/6/63
	48—at Houston 10/14/73
	48—vs. Tampa Bay 11/7/76

Fewest Points	148—1982
	0—San Diego 37, Denver 0—10/29/61
	0—at Oakland 51, Denver 0—9/10/67
	0—at Kansas City 16, Denver 0—12/6/70
	0—at San Diego 17, Denver 0—12/15/74
	0—at San Diego 23, Denver 0—10/8/78

Most touchdowns	6—8 times	41—1973
	Most recent: vs. San Diego 9/27/81	39—1962
		39—1974
		39—1976
		39—1981

Most field goals	5—vs. San Diego 10/6/63	27—1962
	4—10 times	26—1980
		25—1971
		22—1973
		21—1975

Total Offense

Game	Season
Most plays	88—at Seattle 10/29/78 (OT)
	86—vs. San Diego 11/30/75
	86—at Chicago 12/12/76
	85—at Los Angeles Raiders 12/26/82

Most total yards	543—vs. New York Jets, 9/19/76	5426—1981
	532—vs. Kansas City, 11/18/74	5142—1979
	507—vs. Oakland, 12/14/80	4829—1978
	505—vs. San Diego, 9/7/62	4707—1962

Ave. gain per play	8.56—vs. San Diego 9/7/62	5.38—1972
	8.21—at Houston 10/14/73	5.21—1974
	7.77—vs. New England 12/17/72	5.20—1962

Fewest yards	2837—1982
5—at Oakland 9/10/67	3168—1966
26—at Houston 9/3/66	3332—1964
117—vs. Buffalo 12/13/64	3811—1961

Rushing Offense

	Game	Season
Rushing plays	60—vs. San Diego 11/30/75	601—1978
	59—at Chicago 12/12/76	524—1979
	59—at Kansas City (OT) 9/24/78	523—1977
		515—1981

Rushing yards	356—at Chicago 12/12/76	2451—1978
	328—vs. San Diego 11/30/75	2157—1974
	292—at Oakland 11/24/74	2093—1971
		2043—1977

Ave. gain per rush	6.68—vs. Dallas 10/30/60	4.50—1972
	6.64—vs. Houston 9/17/72	4.44—1974
	6.59—vs. Buffalo 11/19/61	4.15—1969

Fewest yards		1018—1982
	13—at Oakland 10/22/72	1091—1961
	20—at Dallas 12/10/61	1173—1966
	27—at Buffalo 9/15/62	1195—1960

TEAM RECORDS (Continued)

Passing Offense

	Game	Season
Passes attempted	56—at Los Angeles Raiders 12/26/82	
	56—at Buffalo 9/15/72	568—1961
	56—at Boston 9/21/62	559—1962
	55—at Houston 12/20/64	508—1960
Passes completed	35—at Houston 12/20/64	292—1962
	32—vs. Kansas City 11/18/74	289—1981
	31—vs. Houston 11/6/60	265—1961
Passes had intercepted	8—at Houston 12/2/62	45—1961
	6—6 times	40—1962
Completion percentage	.875—vs. San Diego 9/27/81	.596—1981
	.870—vs. Kansas City 12/10/78	.582—1982
	.773—vs. Houston 11/2/80	.561—1980
Touchdown passes	5—vs. Buffalo 10/28/62	27—1981
	4—7 times	24—1960
		23—1969
		23—1963
Net yards passing	459—vs. Kansas City 11/18/74	3531—1981
	431—vs. Oakland 12/14/80	3404—1962
	428—at Buffalo 9/15/62	3247—1960
Fewest net yards	-53—at Oakland 9/10/67	1682—1967
	-7—at Houston 9/3/66	1819—1982
	6—vs. New York 11/15/64	1995—1966
Fewest times Denver passers thrown for loss	0—Many times	22—1971
		24—1982
		24—1965
		27—1973
Most times Denver passers thrown for loss	11—vs. Buffalo 12/13/64	63—1963
	11—vs. Oakland 11/5/67	61—1981
	10—at Oakland 12/8/75	61—1964
	10—at Oakland 10/31/76	58—1967
Most yardage Denver passers thrown for loss	95—vs. Oakland 11/5/67	590—1963
	84—vs. Buffalo 12/13/64	520—1964
	78—vs. Boston 9/29/63	508—1967
	78—vs. Kansas City 12/14/68	

First Downs

	Game	Season
Most first downs	34—vs. Kansas City 11/18/74	306—1979
	31—vs. New York Jets 9/19/76	294—1978
	29—vs. New York Jets 11/16/80	286—1980
First downs rushing	19—vs. San Diego 11/30/75	130—1979
	19—at Chicago 12/12/76	129—1978
	17—at Seattle 10/29/78 (OT)	120—1974
First downs passing	25—vs. Kansas City 11/24/74	177—1962
	23—at Houston 12/20/64	158—1980
	22—vs. Oakland 12/14/80	149—1979
First downs penalty	6—vs. Houston 9/7/64	28—1978
	5—5 times	27—1979
		27—1965
Fewest first downs	0—at Houston 9/3/66	170—1982
	3—at Oakland 9/10/67	171—1966
	7—at Kansas City 12/6/70	172—1967
	7—vs. Buffalo 12/13/64	207—1964

TEAM RECORDS (Continued)

Punts

	Game	Season
Most punts	12—at Oakland 9/10/67	105—1967
	12—vs. Cincinnati 10/6/68	96—1968
	12—at Buffalo 10/25/81	96—1978
Fewest punts		45—1982
	0—vs. Dallas 10/8/61	59—1962
	1—vs. San Diego 11/27/66	60—1972
	1—vs. N.Y. Jets 9/19/76	63—1975
	1—at Kansas City 12/7/80	
	1—at San Diego 11/28/82	
Best average	(Min. of 4 punts)	
	53.75—vs. San Diego 10/22/67	45.2—1966
	53.50—vs. New York 11/17/63	45.1—1973
	52.50—at San Diego 12/22/63	45.0—1982
	52.50—vs. Kansas City 10/11/64	

Poorest average		35.1—1976
		36.4—1978
		37.3—1960
Best net average (category originated in 1976)	(Min. of 4 punts)	37.8—1982
	52.3—at Houston 12/4/77	35.9—1980
	48.3—vs. San Francisco 9/19/82	
	43.7—vs. Dallas 9/14/80	34.8—1981

Punt Returns

	Game	Season
Most returns	8—at Buffalo 9/20/70	63—1970
	8—at Kansas City 10/6/74	58—1977
	8—vs. San Diego 11/30/75	51—1976
	8—at Baltimore 10/22/78	51—1978
		51—1981
Most return yards	167—vs. Pittsburgh 11/6/77	712—1977
	128—vs. San Francisco 9/19/82	640—1976
	126—at New York 12/3/67	582—1978
Best average		14.5—1982
		13.5—1967
		12.9—1963

Kickoff Returns

	Game	Season
Most returns	10—vs. Boston 10/4/64	78—1963
	10—at San Diego 12/22/63	76—1964
	9—at Boston 10/18/63	71—1965
	9—vs. Kansas City 9/7/63	
Most return yards	295—vs. Boston 10/4/64	1801—1963
	289—vs. Kansas City 9/7/63	1758—1964
	238—at Kansas City 10/8/63	1731—1965
Best average		26.9—1966
		25.3—1967
		24.5—1975

Fumbles

	Game	Season
Most fumbles	6—5 times	40—1961
		36—1966
		35—1979
Most fumbles lost	5—vs. Cleveland 10/19/75	23—1961
	5—vs. Chicago 9/30/73	18—1981
	4—7 times	18—1979
Fewest fumbles	0—Many times	15—1969
		21—1973
		23—4 times
Fewest fumbles lost	0—Many times	8—1964
		9—1969
		9—1973

TEAM RECORDS (Continued)

Penalties

	Game	Season
Most penalties	15—vs. Tampa Bay 11/7/76	132—1978
	14—vs. Oakland 10/17/76	116—1979
	14—at N. Y. Jets 10/28/73	105—1976
Most yards penalized	160—vs. Tampa Bay 11/7/76	1097—1978
	134—vs. Pittsburgh 11/6/77	1006—1979
	132—vs. Oakland 10/17/76	986—1976
Fewest penalties	0—vs. Kansas City 12/17/67	48—1967
	1—9 times	54—1960
		54—1982
Fewest yards penalized	0—vs. Kansas City 12/17/67	501—1960
	0—at Boston 9/21/62	512—1967
	5—3 times	516—1982

TEAM—DEFENSE

Total Defense

	Game	Season
Fewest plays allowed	40—vs. San Diego 10/6/63	616—1982
	42—vs. San Diego 11/30/75	826—1971
	44—at Boston 9/24/65	838—1970
	44—vs. Boston 9/29/63	847—1963
Fewest yards allowed		3169—1982
	60—at Cleveland 10/24/71	3705—1970
	66—vs. Chicago 12/5/71	3722—1976
	70—vs. San Diego 11/2/69	
Lowest yield per play	1.12—vs. Chicago 12/5/71	4.01—1977
	1.25—vs. San Diego 11/2/69	4.14—1976
	1.30—at Cleveland 10/24/71	4.38—1978

Rushing Defense

	Game	Season
Fewest rushes allowed		293—1982
	11—at N. Y. Jets 12/3/67	384—1965
	14—at N. Y. Jets 10/28/73	409—1970
	14—at Tampa Bay 11/15/81	
Fewest yards allowed		935—1982
	0—at Kansas City 12/19/65	1337—1965
	18—vs. Pittsburgh 9/27/70	1351—1970
	24—at Cleveland 10/24/71	1530—1977
Lowest yield per rush		3.19—1982
	0.00—at Kansas City 12/19/65	3.26—1977
	0.64—vs. Pittsburgh 9/27/70	3.30—1970
	1.47—at Cincinnati 12/14/69	

Passing Defense

	Game	Season
Fewest attempts by opponents	10—at Kansas City (OT) 9/24/78	307—1982
	12—at Kansas City 10/18/81	348—1975
	14—Four times	356—1971
Fewest completions by opponents	2—at Chicago 12/12/76	150—1971
	5—at Green Bay 9/26/71	172—1982
	5—vs. Dallas 10/8/61	181—1975
Lowest completion percentage allowed	.118—at Chicago 12/12/76	.421—1971
	.226—vs. Chicago 12/5/71	.448—1961
	.259—at Cleveland 10/24/71	.459—1965
Fewest net yards allowed	-7—vs. Chicago 12/5/71	1985—1971
	18—at Kansas City 12/6/70	2026—1976
	33—vs. Kansas City 10/4/70	2032—1975

TEAM DEFENSE RECORDS (Continued)

PASSING DEFENSE (Continued)

	Game	Season
Fewest TD passes allowed	0—Many times	8—1976
		9—1978
		11—1979
		11—1977
Highest percentage interception of opponent passes		.073—1964
		.071—1978
		.070—1960
Most opponent passes intercepted	7—at Oakland 10/16/77	32—1964
	6—4 times	31—1978
		28—1967
Most yards interceptions returns	133—at Buffalo 9/18/60	491—1977
	117—vs. Oakland 10/5/62	483—1962
	110—vs. Kansas City 10/9/77	465—1965
Most times opponent passers thrown for loss	10—at Cincinnati 10/19/69	50—1970
	9—vs. Chicago 12/5/71	45—1969
	9—vs. Buffalo 11/19/61	44—1971
		44—1964
Most yardage opponent passers thrown for loss	95—vs. New York 11/15/64	456—1970
	76—vs. Kansas City 10/4/70	447—1964
	75—vs. New England 12/17/72	435—1971
Lowest yield per pass attempt		5.00—1964
		5.49—1961
		5.52—1972
Lowest yield per pass completion		10.60—1976
		10.64—1972
		10.67—1979

Punting

	Game	Season
	(4 or more punts)	
Lowest opponent average	30.0—vs. Buffalo 11/27/60	37.3—1976
	30.3—at Minnesota (OT) 9/11/78	39.0—1960
	30.4—at Houston 10/26/69	39.4—1982

Punt Returns

Game	Season
Lowest opponent average	4.81—1978 6.13—1968 7.03—1969

Kickoff Returns

Game	Season
Lowest opponent average	17.14—1961 20.13—1960 20.39—1973

Fumbles

	Game	Season
Most opponent fumbles recovered	6—at Buffalo 12/2/79	23—1981
	5—at Boston 11/6/66	21—1964
	5—vs. Buffalo 12/13/64	20—1963
	5—at Oakland 10/14/62	20—1971
Fewest opponent fumbles recovered	0—Many times	7—1982
		11—1974
		12—1980
		12—1972
		12—1968
		12—1967

TEAM DEFENSE RECORDS (Continued)

First Downs

Game	Season
Fewest opponent first downs	
3—vs. San Diego 11/30/75	176—1982
5—at Chicago 12/12/76	199—1970
6—vs. Oakland 11/20/66	206—1971
6—at Cleveland 10/24/71	217—1977
Fewest opponent first downs rushing	
1—vs. Cincinnati 12/14/69	53—1982
1—at Cleveland 10/24/71	67—1970
1—at Los Angeles 12/12/72	77—1977
1—at Los Angeles 12/12/72	83—1971
Fewest opponent first downs passing	
1—San Diego 11/30/75	91—1971
1—at Chicago 12/12/76	104—1976
2—Dallas 10/8/61	104—1982
	106—1975
Fewest opponent first downs penalty	
0—Many Times	12—1968
	14—1970
	15—1962

Penalties

Game	Season
Most opponent penalties	
16—vs. Chicago 10/16/78	118—1979
13—at Houston 10/26/69	114—1978
13—vs. Cleveland 9/26/76	104—1981
Most yards opponent penalized	
147—vs. Chicago 10/16/78	1033—1979
145—at Seattle 12/8/79	949—1981
140—at Houston 10/26/69	901—1969
Fewest yards opponent penalized	
0—at Oakland 12/19/71	516—1963
4—at Miami 12/20/75	571—1982
5—at Houston 9/3/66	573—1964
5—vs. Boston 11/11/62	576—1966

Scoring

Game	Season
Fewest points	
0—vs. San Diego 11/2/69	148—1977
0—at Cleveland 10/24/71	198—1978
0—vs. San Diego 10/3/76	206—1976
0—at San Diego 11/14/76	
0—vs. St. Louis 9/18/77	
0—vs. Cincinnati 9/2/79	
0—vs. San Diego 10/7/79	
0—at Oakland 10/4/81	
Fewest touchdowns allowed	
0—Many times	18—1977
	21—1978
	25—1976
	25—1982
Fewest field goals allowed	
0—Many times	8—1977
	12—1976
	13—1961

OPPONENT INDIVIDUAL RECORDS

Total Offense

MOST PLAYS—60, Joe Namath, at N. Y. Jets, 12/3/67. **YARDS GAINED**—448, Len Dawson, at Kansas City, 11/1/64. **GAIN PER PLAY**—(10 or more plays)—21.62, Jacky Lee, at Houston 11/29/60.

Rushing

MOST RUSHES—36, Earl Campbell, Houston, 11/2/80. **YARDS GAINED**—185, Billy Sims, Detroit, 10/11/81. **GAIN PER RUSH** (8 or more rushes)—12.50, Abner Haynes, at Miami, 9/17/67. and 12.50 Booker Russell, vs. Oakland, 11/25/79. **LONGEST SCORING RUN**—82, Joe Delaney, at Kansas City, 10/18/81. **LONGEST NON-SCORING RUN**—76, Willmer Fowler, Buffalo, 11/27/60, and 76, Walter Payton, Chicago, 10/16/78.

OPPONENT RECORDS (Continued)

Passing

ATTEMPTS—60, Joe Namath, at N. Y. Jets, 12/3/67. **COMPLETIONS**—31, Joe Gilliam, Pittsburgh (OT), 9/22/74. **HAD INTERCEPTED**—7, Ken Stabler, at Oakland, 10/16/77. **YARDS GAINED**—435, Len Dawson, at Kansas City, 11/1/64. **COMPLETION PERCENTAGE** (10 or more passes)—.813, Bob Berry, at Atlanta, 11/26/72. **TOUCHDOWNS**—6, Len Dawson, at Kansas City, 11/1/64. **LONGEST SCORING PLAY**—92, Len Dawson to Tom Brooker, Dallas, 11/18/62, Jacky Lee to Bill Groman, at Houston, 11/20/60. **LONGEST NON-SCORING PLAY**—77, Tom Flores to Art Powell, Oakland, 11/29/64.

Receiving

RECEPTIONS—12, Art Powell, New York, 10/22/61. 12, Ed Podolak, at Kansas City, 10/7/73. 12, Ken Payne, at Green Bay, 9/29/75. **YARDS GAINED**—213, Curtis McClinton, at Kansas City, 12/19/65. **TOUCHDOWNS**—4, Lance Alworth, San Diego, 12/1/68.

Punting

MOST PUNTS—11, Dennis Partee, San Diego, 11/30/75. 11, Bob Parsons, at Chicago, 12/12/76. **AVERAGE** (4 or more punts)—57.40, Steve O'Neal, New York, 9/21/69. **LONGEST PUNT**—98, Steve O'Neal, New York, 9/21/69.

Punt Returns

MOST RETURNS—9, Rodger Bird, at Oakland, 9/10/67. **RETURN YARDS**—143, Rodger Bird, at Oakland, 9/10/67. **LONGEST SCORING RETURN**—82, Bobby Jancik, at Houston, 12/20/64. **LONGEST NON-SCORING RETURN**—72, Greg Pruitt, at Cleveland, 10/27/74.

Kickoff Returns

MOST RETURNS—5, held by ten players. **RETURN YARDS**—164, Dave Grayson, Kansas City, 10/11/64. **LONGEST SCORING RETURN**—106, Noland Smith, Kansas City, 12/17/67. **LONGEST NON-SCORING RETURN**—80, Dave Grayson, Kansas City, 10/11/64.

Interceptions

MOST INTERCEPTIONS—3 held by nine players. **RETURN YARDS**—99, Bobby Hunt, at Kansas City, 12/8/63. **LONGEST SCORING RETURN**—80, Coy Bacon, San Diego, 11/11/73. **LONGEST NON-SCORING RETURN**—87, Ron Hall, Boston 9/18/66.

Scoring

TOUCHDOWNS—4, Frank Jackson, at Dallas, 12/10/61. 4, Bert Coan, Kansas City, 10/23/66. 4, Lance Alworth, San Diego, 12/1/68. 4, Chuck Muncie, at San Diego, 11/29/81. **FIELD GOALS**—6, Gino Cappelletti, Boston, 10/4/64. **LONGEST FIELD GOAL**—57, Don Cockroft, Cleveland, 10/29/72. **POINTS**—24, Frank Jackson, at Dallas, 12/10/61. 24, Bert Coan, Kansas City, 10/23/66. 24, Lance Alworth, San Diego, 12/1/68. 24, Chuck Muncie, at San Diego, 11/29/81.

OPPONENT SINGLE GAME TEAM RECORDS

Scoring

POINTS—59, Kansas City, 9/7/63.

Total Offense

PLAYS—93, Pittsburgh (OT), 9/22/74. **YARDS GAINED**—634, at Oakland, 10/25/64. **GAIN PER PLAY**—10.30, San Diego, 10/6/63. **FEWEST YARDS GAINED**—60, at Cleveland, 10/24/71.

OPPONENT RECORDS (Continued)

Rushing

RUSHES—62, at New England, 11/28/76. **YARDS GAINED**—380, Kansas City, 10/23/66. **GAIN PER RUSH**—9.27, Kansas City, 10/23/66. **FEWEST YARDS GAINED**—0, at Kansas City, 12/19/65.

Passing

ATTEMPTS—62, at New York, 12/3/67. **COMPLETIONS**—31, Pittsburgh (OT), 9/22/74. **HAD INTERCEPTED**—7, at Oakland, 10/16/77. **MOST YARDS GAINED**—427, at Oakland, 10/25/64. **FEWEST YARDS GAINED**—(-7), Chicago, 12/5/71. **COMPLETION PERCENTAGE**—.813, at Atlanta, 11/26/72.

First Downs

TOTAL FIRST DOWNS—33, Pittsburgh (OT), 9/22/74. **RUSHING**—21, at New England, 11/28/76. **PASSING**—21, San Diego, 12/1/68. **PENALTY**—6, Miami, 12/4/66. 6, at Oakland, 11/9/69.

Punting

MOST PUNTS—11, San Diego, 11/30/75, and at Chicago, 12/12/76. **BEST AVERAGE** (4 or more punts)—57.40, NY Jets, 9/21/69.

Punt Returns

MOST RETURNS—9, at Oakland, 9/10/67. **RETURN YARDS**—143, at Oakland, 9/10/67.

Kickoff Returns

MOST RETURNS—9, at Houston, 10/14/73, and at San Diego, 12/9/73. **RETURN YARDS**—238, at Kansas City, 10/8/66.

TWO TEAM RECORDS

Scoring

POINTS—91—N.Y. Titans, 46, Denver 45, 11/22/62.

Total Offense

PLAYS—161—Denver 88, Seattle 73 (OT), 10/29/78. **YARDS GAINED**—1,057—Denver 476, at San Diego 581, 10/20/68.

Rushing

MOST RUSHES—100—Denver 59, at Kansas City 41 (OT), 9/24/78. **YARDS GAINED**—472—Denver 356, at Chicago 116, 12/12/76.

Passing

ATTEMPTS—97—Denver 53, at Houston 44, 12/2/62. **COMPLETIONS**—53—Denver 35, at Houston 18, 12/20/64. **HAD INTERCEPTED**—13—Denver 8, at Houston 5, 12/2/62. **YARDS GAINED**—708—Denver 321, at San Diego 387, 10/20/68.

Other

TOTAL FIRST DOWNS—58—Denver 34, Kansas City 24, 11/18/74. **FUMBLES**—12—Denver 6, at Boston 6, 11/6/66, and Denver 5, Buffalo 7, 12/13/64. **FUMBLES LOST**—10—Denver 5, at Boston 5, 11/6/66. **YARDS PENALIZED**—273—Denver 128, at Seattle 145, 12/8/79. **FEWEST YARDS PENALIZED**—25—Denver 5, Dallas 20, 10/30/60.

PLAYER HISTORY

ALL-TIME DRAFT CHOICES

1960 (First selections)—Harry Ball, T, Boston College; Charley Britt, QB, Georgia; Dave Canary, E, Cincinnati; Paul Candro, HB, Boston U.; Bill Carrico, G, N. Texas St.; Larry Cundiff, C, Mich. State; Bernard Darre, T, Tulane; Roger Davis, T, Syracuse; Lonnie Dennis, G, Brig. Young; John Diggins T-G, Detroit; Maurice Doke, G, Texas; Mike Dowdle, FB, Texas; Wayne Hawkins, T, COP; Gary Huber, C, Miami (O.); Dave Hudson, E, Florida; Claude King, HB, Houston; Don Klochak, FB, N. Carolina; Roger LeClerc, C, Trinity; Dean Look, QB, Mich. State; Bill Mathis, HB, Clemson; Ken McNeece, T-G, San Jose St.; James Monroe, QB, Arkansas; Ray Norton, HB, San Jose St.; Robert Rosbaugh, HB, Miami (Fla.); Mel Semenko, E, Colorado; Lebron Shields, T, Tennessee; Jack Spikes, FB, TCU; Howard Turley, E, Louisville; Jim Walden, QB, Wyoming; Willie West, HB, Oregon; John Willener, G, Oregon; Bob Yates, T, Syracuse; Ken Young, E, Valparaiso; Bob Zimpter, T-G, Bowling Gr.

1960 (Second selections)—Mel Branch, T-G, LSU; Ronnie Cain, E, Kentucky; Jack Campbell, E, Toledo; Tom Chapman, E, Detroit; LaVelle Coleman, HB, West Mich.; Jim Colvin, T-G, Houston; Teddy Foret, T-G, Auburn; Bobby Green, HB, Florida; Jack Hanlon, HB, Penn.; G. Hershberger, T-G, Wichita; Sam Homer, HB, VMI; Bob Hudson, E, Lamar Tech.; Vic Jones, HB, Indiana; Billy Luplow, T-G, Arkansas; George Phelps, HB, Cornell C. Ia.; Tom Roberts, T-G, Georgia Tech; Sam Stenger, C, Denver; Olin Treadway, QB, Iowa; John Wilkins, T-G, So. California; Emmet Wilson, T-G, Georgia Tech.

1961—1, Bob Gaiters, HB, N. Mex. St. 2, Jerry Hill, HB, Wyoming. 3, Chas. Strange, C, LSU. 4, Roland McDole, T, Nebraska. 4a, (NY), Sonny Davis, E, Baylor. 5, Charles Cowan, E, NM H'lds. U. 6, Dale Evans, HB, Kansas State. 7, Pat Patchen, E, Florida. 9, Phil Nugent, QB, Tulane. 10, Chas. Sturgeon, HB, Kentucky. 11, John Simko, E, Augustana. 12, Jerry Miller, E, H. Payne. 13, Ron Greene, G, Wash. St. 14, Bill Cooper, FB, Muskingum. 15, Willie Crafts, G, Texas A&I. 16, Jim Larkin, T, Hillsdale. 17, Chuck Weiss, FB, Colorado. 18, Chick Graning, HB, Georgia Tech. 19, John Hobbs, G, Maryland St. 20, Buck McLeod, T, Baylor. 21, Jim Morgan, HB, Iowa St. Tech. 22, Tom Hackler, E, Tenn. Tech. 23, Tom Jewell, T, Idaho St. 24, E. A. Simms, E, N. Mex. St. 25, Pete Samms, T, Central Okla. 26, Sam Smith, HB, Florence St. 27, Donald Olson, HB, Nebraska. 28, Wayne Lee, G, Colo. St. Col. 29, Archie Cobb, T, Nebraska. 30, Dave Mills, HB, NE Mo. St. Tech.

1962—1, Merlin Olsen, T, Utah St. 2, Jerry Hillebrand, E, Colorado. 3, Charles Holmes, FB, Maryland St. 4, John Furman, QB, Texas Western. 7, John McGeever, HB, Auburn. 8, Elbert Harris, HB, S.E. Louisiana. 9, Larry Jepson, C, Furman. 10, Gale Weidner, QB, Colorado. 11, Mike Kline, G, Oregon St. 13, Bob Cegelski, C, Montana St. 14, Sonny Gibbs, QB, TCU. 15, Bill Loudin, G, Benedict Coll. 16, Gary Ballman, HB, Mich. St. 17, Jerry Tarr, E, Oregon. 18, Pete Schenk, E, Washington St. 20, Mike Martin, E, Washington St. 21, Jim Perkins, T, Colorado. 22, Don Kasso, HB, Oregon St. 23, Ken Tureaud, HB, Michigan. 24, Neil Thomas, G, Hillsdale. 25, Dave Edwards, E, Auburn. 26, Jim Roberts, T, Mississippi. 27, A. Von Sonn, C, UCLA. 28, Paul Holmes, T, Georgia. 29, Lynn Hoyem, C, Long Beach St. 30, Walter Mince, HB, Arizona. 31, Bill Williamson, T, Bakersfield JC. 32, Vester Flanagan, T, Humboldt St. 33, Duane Allen, E, Mt. S.A. Coll. 34, S. Stonebraker, E, Detroit.

1963—1, K. Alexander, HB, UCLA. 2a, (NY), Ray Poage, FB, Texas. 2b, Tom Nomina, T, Miami (O.). 3, Tommy Janik, HB, Texas A&I. 4, Lou Slaby, LB, Pittsburgh. 5, Ray Mansfield, C, Washington. 6, Anton Peters, T, Florida. 7a, (San Diego), M. Slaughter, QB, Louisiana Tech. 7b, Paul Flatley, E, Northwestern. 8a, (Buf.), H. Dixon, FB, Florida A&M. 8b, John Griffin, HB, Memphis St. 9, Marv Fleming, E, Utah. 10a, Lonnie Sanders, HB, Michigan St. 10b, (Hous.), Pat Richter, E, Wisconsin. 11, Billy Joe, FB, Villanova. 12, John Gamble, E, U. of Pacific. 13, James Maples, C, Baylor. 15, W. Freeman, E, North Texas. 16, Davd Crossan, G, Maryland. 17, Bob Paremore, HB, Florida A&M. 18, Charles Mitchell, HB, Washington. 19a, Frank Baker, FB, Toledo. 19b, (Dallas), Bruce Starling, HB, Florida. 20, Dan Grimm, G, Colorado. 21, Ross Nolan, E, NE Louisiana. 22, Dave Mathiesen, QB, Washington St. 23, Billy Mooty, HB, Arkansas. 24, C. B. Simons, LB, Stanford. 25, Forest Farmer, LB, Purdue. 26, Monte Day, T, Fresno St. 27, John Sellers, T, Bakersfield JC. 28, Bill Reddell, HB, Occidental. 29, Kern Carson, HB, San Diego St.

1964—1, Bob Brown, T, Nebraska. 3, Marv Woodson, DB, Indiana. 3a, Matt Snorton, DE-E, Michigan St. 6, Don Shackelford, T, Pacific. 6a, Al Denson, FL, Florida A&M. 7, Ray Kubala, C-T, Texas A&M. 7a, Jerry Richardson, LB, W. Texas St. 8, W. Hilgenberg, G-LB, Iowa. 9, John Mims, T, Rice. 12, Paul Krause, DB, Iowa. 13, Charley Parker, G, So. Mississippi. 14, Bob Hayes, HB, Florida A&M. 15, Chuck Logan, E, Northwestern. 16, Bob Cherry, E, Wittenburg. 17, J. McNaughton, E, Utah St. 18, George Mira, QB, Miami. 19, Odell Barry, FL, Findlay. 21, Dick Herzing, T, Drake. 22, Gary Lewis, HB, Arizona St. 23, Ken Brusvan, T, Oregon St. 24, Mickey Bitsko, LB, Dayton. 25, Jim Jones, E, Wisconsin. 26, Bob Berry, QB, Oregon.

1965—2, Dick Butkus, LB, Illinois. 3, Glen Ressler, C, Penn St. 4, Geo. Donnelly, DB, Illinois. 5a, Bob Breitenstein, T, Tulsa. 5b, Max Leetow, DT, Idaho. 6, Tom Wilhelm, T, Syracuse. 7, Jim Garcia, DE, Purdue. 8, John Holman, G, Wisconsin. 9, Gary Bussell, DB, Georgia Tech. 10, Gene Jeter, LB, AM&N. 11, Tom Vaughan, HB, Iowa St. 12, Tom Myers, QB, Northwestern. 13, Mike Strofalino, LB, Villanova. 14, John Frick, G, Ohio U. 15, Jeff Jordan, DB, Tulsa. 16, Brian Schweda, T, Kansas. 18, Larry Dupree, HB, Florida. 19, R. Oelschlagel, HB, Kansas. 20, Terry Metchner, G, Albion.

1966—1, Jerry Shay, T, Purdue. 2, Freeman White, E, Nebraska. 3, Bob Haddock, E, Purdue. 4, Randy Johnson, QB, Texas A&I. 5, Billy Clay, DB, Mississippi. 6, James Fulgham, T, Minnesota. 7, Jerry Jone, G, Bowling Green. 7a, (Buf.), Scotty Glacken, QB, Duke. 8, Goldie Sellers, DB, Grambling. 9, Ron Sbranti, LB, Utah St. 10, Larry Cox, T, Abilene CC. 11, James Burns, G, Northwestern. 13, Eric Crabtree, DB, Pittsburgh. 14, Fred Forsberg, DT, Washington. 15, Mike Ringer, DB, Oklahoma. 16, Frank Rogers, K, Colorado. 17, Gary Eickman, DE, Illinois. 18, Tom Talaga, T, Notre Dame. 19, Tom Coughlin, DE, Miami. 20, Cliff Hysell, T, Montana St.

1967—1, Floyd Little, HB, Syracuse. 2, Thomas Beer, TE, Houston. 3a, Mike Current, T, Ohio State. 3b, Geo. Goeddeke, C, Notre Dame. 4, C. Cunningham, DE, Houston. 5a, Fran Lynch, FB, Hofstra. 5b, John Huard, LB, Maine. 6, Neal Sweeney, E, Tulsa. 7, Frank Richter, G, Georgia. 8, Tom Casse, E, C. W. Post. 9, James Summers, DB, Michigan St. 10, Paul Krause, QB, Dubuque. 11, Lou Andrus, DE, Brigham Young. 13, Dennis Furjanic, DE, Houston. 14, Tom Francisco, HB, Virginia Tech. 15, Donald Smith, G, Florida A&M. 16, Jack Lentz, QB, Holy Cross. 17, W. Valley, Jr., T, Oregon St.

1968—2, Curley Culp, DE, Arizona St. 3a, Garrett Ford, RB, West Virginia. 3b, (K.C.), Robert Vaughan, T, Mississippi. 4b, (Miami), Gordon Lambert, LB, Tenn. Martin. 4c, (K.C.), Drake Garrett, DB, Michigan St. 4d, (Cincy), Gus Holloman, DB, Houston. 8, Steve Holloway, DB, Weber St. 9, Paul Smith, LB, New Mexico. 10, Bob Langford, T, Middle Tenn. 12, Robert Hendrix, T, Mississippi. 13, Charles Greer, DB, Colorado. 14, Marlin Briscoe, RB, Omaha. 15, Jeff Kuhman, LB, Vermont. 16, Adin Brown, LB, William & Mary. 17, Steve Grady, RB, So. California.

1969—2, Grady Cavness, DB, Texas-El Paso. 3, Bill Thompson, DB, Maryland St. 4a, Mike Schnitler, LB, Colorado (From Boston thru K.C.). 4b, Edward Hayes, DB, Morgan St. 5, Frank Quayle, RB, Virginia. 6a, (Buf.), Wandy Williams, RB, Hofstra. 6b, Mike Coleman, RB, Tampa. 7, Al Giffin, TE, Auburn. 9, Henry Jones, RB, Grambling. 10, Jim Smith, DB, Utah St. 11, Alan Pastrana, QB, Maryland. 12, Wes Plummer, DB, Arizona St. 13, John Sias, SE, Georgia Tech. 14, Gary Crane, LB, Arkansas St. 15, Errol Kahoun, G, Miami (O.). 16, Billy Woods, DB, No. Texas St. 17, Buster O'Brien, QB, Richmond.

1970—1, Bob Anderson, RB, Colorado. 2, Alden Roche, DE, Southern. 3, John Kohler, T, South Dakota. 4, Jerry Hendren, WR, Idaho. 5, Bill McKoy, LB, Purdue. 6, John Mosier, TE, Kansas. 7, R. Montgomery, CB, Weber St. 8, (KC), L. Porter, RB, Southern. 9, D. Washington, LB, Alcorn A&M. 10, M. Fullerton, DT, Tuskegee Inst. 11, Cleve Bryant, DB, Ohio University. 12, Greg Jones, RB, Wisconsin St. 13, Jim McKoy, CB, Parsons College. 14, Jeff Slipp, LB, Brigham Young. 15, Maher Barakat, K, So. Dakota Tech. 16, Bob Stewart, QB, Northern Ariz. 17, Frank Kalfoss, K, Montana St.

1971—1, M. Montgomery, OT, So. California. 2, Dwight Harrison, WR, Texas A&I. 4a, Lyle Alzado, DE, Yankton Col. 4b, C. Johnson, CB, Alcorn A&M. 6, Howard Phillips, C, Michigan St. 7, Doug Adams, CB, Ohio St. 8, Tom Beard, LB, Michigan St. 9, John Handy, LB, Purdue. 10, Carlis Harris, WR, Idaho St. 11, Roger Roitsch, DT, Rice. 12, Floyd Franks, WR, Mississippi. 13, Craig Blackford, QB, Evansville. 14, Tommy Lyons, C, Georgia. 15, Lawrence James, RB, Norfolk St. 16, Steve Thompson, DT, Minnesota. 17, Jack Simcsak, P-K, Virginia Tech.

1972—1, Riley Odoms, TE, Houston. 3, Bill Phillips, LB, Arkansas St. 4, (Minn.), Tom Graham, LB, Oregon. 5, (Phila.), Jim Krieg, WR, Washington. 8, Ronnie Estay, LB, LSU. 9, Floyd Priestler, DB, Boston U. 10, Richard

Wilkins, DE, Maryland St. 11, Larry Brunson, WR, Colorado. 12, R. McDougall, DB, Weber St. 13, Bob Warner, RB, Bloomsburg St. 14, Jerome Kundich, G, UTEP. 15, Skip Parmenter, DT, Massachusetts. 16, Tom Bougus, RB, Boston College. 17, Lou Harris, RB, Southern California.

1973—1, Otis Armstrong, RB, Purdue. 2, Barney Chavous, DE, S. Carolina St. 3a, Paul Howard, OG, Brigham Young. 3b, John Wood, DT, LSU. 4, Tom Jackson, LB, Louisville. 5, Charles McTorry, DB, Tennessee St. 7a, Mike Askea, OT, Stanford. 7b, John Grant, DE, So. California. 9, Lyle Blackwood, DB, Texas Christian. 10, Al Marshall, WR, Boise State. 11, Elton Brown, DT, Utah State. 12, Jim O'Malley, LB, Notre Dame. 13a, Ed Smith, DE, Colorado Col. 13b, Ed White, RB, Tulsa. 14, John Hufnagel, QB, Penn State. 15, Calvin Jones, DB, Washington. 16a, Oliver Ross, RB, Alabama A&M. 16b, Ken Muhlbeier, C, Idaho State. 17, Kenneth Morgan, TE, Elon College.

1974—1, Randy Gradishar, LB, Ohio State. 2, Carl Wafer, DT, Tenn. State. 3, Claudie Minor, T, San Diego St. 4, Ozell Collier, CB, Colorado. 6a, John Winesberry, WR, Stanford. 10, Charlie Johnson, CB, Southern. 11, Steve Buchanan, RB, Holy Cross. 12, Larry Cameron, LB, Alcorn A&M. 13, John Clerky, DT, Fort Valley St. 14, Rich Marks, DS, No. Illinois. 15, Piel Pennington, QB, U. of Mass. 16, Darrell Austin, T, So. Carolina. 17, Boyd Brown, TE, Alcorn A&M.

1975—1, Louis Wright, CB, San Jose St. 2, Charlie Smith, DE, N. Carolina Cen. 3a, (N.Y.G.), Mike Franckowiak, QB-KS, Central Mich. 3b, Drew Mahalic, LB, Notre Dame. 4a, (KC) Steve Taylor, DB, Georgia. 4b, Rick Upchurch, WR-Spec, Minnesota. 5a, Stan Rogers, T, Maryland. 5b, Rubin Carter, DT, Miami (Fla.). 8, Steve Foley, S-QB, Tulane. 9, Russell Williams, DB, Arizona. 10, (KC), Hank Englehardt, C, Pacific. 10, Steve Haggerty, WR, Nev.-Las Vegas. 12, Harry Walters, LB, Maryland. 13, Eric Penick, RB, Notre Dame. 14, Jerry Arnold, G, Oklahoma. 15, Ken Shelton, TE, Virginia. 16, Bubba Bridges, DT, Colorado. 17, Lester Sherman, Ret. Spec., Albany St.

1976—1, Tom Glassic, G, Virginia. 2, Kurt Knoff, S, Kansas. 4, Craig Penrose, QB, San Diego St. 5, Lonnie Perrin, RB, Illinois. 8, James Betterson, RB, North Carolina. 9a, Jim Czirr, C, Michigan. 9b, (St. Louis), Jim Lisko, LB, Arkansas St. 10, Art Gilliam, DE, Grambling. 11, Greg Pittman, LB, Iowa St. 12, Randy Moore, DT, Arizona St. 13, Donnie McGraw, CB, Houston. 14, Larry Evans, LB, Mississippi Col. 15, Wilbur Summers, KS, Louisville. 16, John Huddleston, LB, Utah. 17, Randy Cozens, LB, Pittsburgh.

1977—1, Steve Schindler, G, Boston College. 2, Rob Lytle, RB, Michigan. 4, Bill Bryan, C, Duke. 7, Larry Swider, P, Pittsburgh. 8, Calvin Culliver, RB, Alabama. 9, Charles Jackson, NT, Washington. 10, Orna Middlebrook, WR, Arkansas state. 11, Phil Heck, LB, California. 12, Scott Levenhagen, TE, Western Illinois.

1978—1, Don Latimer, DT, Miami (Fla.). 2, Bill Gay, TE, USC. 8, Frank Smith, OT, Alabama A&M. 10, Vince Kinney, WR, Maryland. 11, Lacy Brumley, OT, Clemson.

1979—1, Kelvin Clark, T, Nebraska. 3, Bruce Radford, DE, Grambling. 4, Charles Jefferson, DB, McNeese State. 5, Rick Leach, QB, Michigan. 6, Jeff McIntyre, LB, Arizona State. 7, Luke Prestridge, P, Baylor. 9, Charley Taylor, WR, Rice. 11, Zachary Dixon, RB, Temple. 12, David Jacobs, K, Syracuse.

1980—2, Rulon Jones, DE, Utah State. 3, Larry Carter, DB, Kentucky. 4, Rick Parros, RB, Utah State. 5a, Mike Harden, S, Michigan. 5b, Laval Short, NT, Colorado. 6, Keith Bishop, G, Baylor. 7, John Havekost, G, Nebraska. 8, Don Coleman, WR, Oregon. 9, Greg Bracelin, LB, California. 10, Virgil Seay, Ret. Spec., Troy State. 11, Phil Farris, WR, North Carolina.

1981—1, Dennis Smith, S, Southern California. 2, Clay Brown, TE, Brigham Young. 4, Mark Herrmann, QB, Purdue. 5, Ken Lanier, T, Florida State. 6, Alvin Lewis, RB, Colorado State. 7, Steve Busick, LB, Southern California. 9, Rusty Olsen, DE, Washington. 11, Pat Walker, WR, Miami (Fla.). 12a, John Hankerd, LB, Notre Dame. 12b, Mandel Robinson, RB, Wyoming.

1982—1, Gerald Willhite, RB, San Jose State. 2, Orlando McDaniel, WR, Louisiana State. 4, Dan Plater, WR, Brigham Young. 5, Sammy Winder, RB, Southern Mississippi. 7, Alvin Ruben, DE, Houston. 9, Keith Uecker, T, Auburn. 10, Ken Woodard, LB, Tuskegee Institute. 11, Stuart Yatsko, G, Oregon. 12, Brian Clark, G, Clemson.

1983—1, Chris Hinton, G, Northwestern. 2, Mark Cooper, T, Miami (Fla.). 3, Clinton Sampson, WR, San Diego State. 5a, Weedy Harris, LB, Houston. 5b, Bruce Baldwin, CB, Harding. 6, Victor Hefflin, CB, Delaware State. 7, Myron Dupree, CB, North Carolina Central. 8, Gary Kubiak, QB, Texas A & M. 9, Brian Hawkins, CB, San Jose State. 10, Walt Bowyer, DE, Arizona State. 11, Don Bailey, C, Miami (Fla.). 12, Karl Mecklenburg, NT/DE, Minnesota.

MAJOR TRADES

1983

Obtained rights to QB John Elway from Baltimore for 1st-1983 (Chris Hinton), 1st-1984, and QB Mark Herrmann.

1982

Obtained linebacker Robert L. Jackson from Cleveland for 6th-1982.
Obtained 4th-1982 (Plater) from Buffalo Bills in exchange for switching positions in first round of 1982 draft.

1981

Obtained QB Steve DeBerg from San Francisco for 4th-1983.
Obtained WR Wade Manning from Buffalo for 8th-1982.
Obtained future undisclosed draft choice from New Orleans for LB Rob Nairne.
Obtained RB Tony Reed from Kansas City for 3rd-1981 and 4th-1982.

1980

Obtained WR Emery Moorehead from New York Giants for 8th-1981.
Obtained RB Don Hardeman from Baltimore for 12th-1980.
Obtained CB Perry Smith from St. Louis for 8th-1980 and 10th-1981.
Obtained RB Lawrence McCutcheon from Los Angeles for 3rd-1982.
Obtained QB Matt Robinson from New York Jets for 1st-1980, 2nd-1980, and QB Craig Penrose.

1979

Obtained 8th-1980 (Coleman) from Baltimore for P Bucky Dilts.
Obtained 2nd-1980 (Jones) and 5th-1980 (Short) and 3rd-1981 (traded to Kansas City) for DE Lyle Alzado.

1978

Obtained OT Tom Neville from New England for 10th-1979.
Obtained DB Charlie West and 6th-1979 (McIntyre) for TE Bill Gay.
Obtained future undisclosed draft choice from Detroit for center Mike Montler.

1977

Obtained RB Jim Jensen from Dallas for 6th-1979.
Obtained OT Andy Maurer from San Francisco for 9th-1978.
Obtained C Mike Montler from Buffalo for 2nd-1979.
Obtained DB Bernard Jackson from Cincinnati for 3rd-1978 and 7th-1978.
Obtained QB Craig Morton from the New York Giants for QB Steve Ramsey and 5th-1978.

1976

Obtained LB Godwin Turk from New York Jets for 5th-1977.
Obtained OT Bill Bain from Green Bay for 3rd-1977.
Obtained 9th-1976 (Likso) from St. Louis for DB Jeff Severson.

1975

Obtained DB Jeff Severson from Houston for 7th-1976.
Obtained past considerations from Kansas City for TE Billy Masters.
Obtained C Phil Olsen from Los Angeles for WR Otto Stowe and 3rd-1976 and 6th-1977.
Obtained DB Clarence Ellis from Atlanta for DB Charles Greer, WR Jerry Simmons and 6th-1976.
Obtained DT Greg Marx and 5th-1975 (Rogers) from Atlanta for OG Larron Jackson.

1974

Obtained 4th-1975 (Taylor) from Kansas City for LB Tom Graham.
Obtained 10th-1975 (Englehardt) from Kansas City for OT Tom Drougas.
Obtained 3rd-1975 (Franckowiak) from New York Giants for RB Joe Dawkins.
Obtained RB Jon Keyworth from Washington for 6th-1975 and 11th-1975.
Obtained DB John Rowser from Pittsburgh for 6th-1974 and 9th-1974.

1973

Obtained LB Ray May from Baltimore for 3rd-1974 and 8th-1974.
Obtained DB Dale Hackbart from St. Louis for 10th-1974.
Obtained LB Bill Laskey from Baltimore for 7th-1974.

Obtained WR Gene Washington from Minnesota for WR Rod Sherman and 5th-1974.

1972

Obtained 3rd-1974 (Minor) and 6th-1974 (traded to Pittsburgh) from Cleveland for QB Don Horn.
Obtained WR Haven Moses from Buffalo for WR Dwight Harrison.
Obtained 3rd-1973 (Howard) from Cleveland for DE Rich Jackson.
Obtained C Bobby Maples from Pittsburgh for 6th-1973.
Obtained OT Rick Sharp from Pittsburgh for 8th-1973.
Obtained DE-OT Lloyd Voss from Pittsburgh for 5th-1973.
Obtained QB Charley Johnson from Houston for 3rd-1973.
Obtained RB Eddie Ray and 3rd-1973 (Wood) from San Diego for DT Dave Costa.
Obtained 7th-1973 (Grant) from Baltimore for TE John Mosier.
Obtained LB Al Andrews from Buffalo for LB Dave Washington.
Obtained 5th-1973 (traded to Pittsburgh) from New Orleans for LB John Huard.

1971

Obtained RB Joe Dawkins from Houston for RB Dickie Post.
Obtained OG Larron Jackson and 5th-1972 from Houston for DB Cleophus Johnson.
Obtained LB Olen Underwood from Houston for OG Bob Young.
Obtained 5th-1972 (Krieg) from Philadelphia for QB Pete Liske.
Obtained RB Dickie Post from San Diego for 2nd-1972.
Obtained QB Steve Ramsey from New Orleans for 4th-1972.
Obtained OT Roger Shoals from Detroit for LB Carl Cunningham.
Obtained QB John Stofa from Miami for 7th-1972.
Obtained DB Butch Byrd from Buffalo for 5th-1972.
Obtained DB Leroy Mitchell from Houston for DB John Charles.
Obtained DB John Charles and 4th-1972 (Graham from Minnesota) for WR Al Denson.
Obtained QB Don Horn from Green Bay for DE Alden Roche and exchange of first round positions in 1972 draft.
Obtained K Jim Turner from New York Jets for K Bobby Howfield.

1970

Obtained DB Cornell Gordon from New York Jets for DB Gus Hollomon.
Obtained TE Jim Whalen from Boston for TE Tom Beer.
Obtained DB Paul Martha from Pittsburgh for C Walter Highsmith and OT Wallace Dickey.
Obtained RB Booker Edgerson from Buffalo for 5th-1972.
Obtained FB Willis Crenshaw from St. Louis for 3rd-1971.
Obtained TE Billy Masters from Buffalo for 5th-1971.
Obtained 8th-1971 (Beard) from Houston for RB Tom Smiley.
Obtained 4th-1971 (Alzado) from Boston for K Charlie Gogolak.

1969

Obtained RB Tom Smiley from Cincinnati for WR Eric Crabtree.
Obtained OT Walt Barnes from Kansas City for 8th-1970.

1968

Obtained a future draft choice from the New York Jets for DB Nemiah Wilson, later cancelled when Wilson was cut by the Jets.
Obtained 4th-1969 (Schnitker) from Kansas City for DT Curley Culp.
Obtained 3rd-1968 (Vaughan) from Kansas City for DB Goldie Sellers.
Obtained 4th-1968 from Kansas City for RB Wendell Hayes.
Obtained 6th-1969 (Williams) from Buffalo for RB Charlie Mitchell.

1967

Obtained QB Steve Tensi for 1st-1968 and 1st-1969.
Obtained OG Dick Tyson, LB Ray Scmautz, DE Rich Jackson from Oakland for WR Lionel Taylor and C Jerry Sturm.
Obtained RB Cookie Gilchrist, QB George Wilson, OG Ernie Park, and DE Earl Faison from Miami for DE Dan LaRose, LB Jerry Hopkins RB Abner Haynes, and 6th-1968.
Obtained WR Bill Cronin from Miami for DT Ray Jacobs.
Obtained DT Dave Costa from Buffalo for 4th-1968.
Obtained DT Rex Mirich and draft choice from Oakland for DB Willie Brown and QB Mickey Slaughter.

1966

Obtained 3rd-1967 (Current) and 5th-1967 (Lynch) from Miami for RB Cookie Gilchrist.

Obtained LB Archie Matsos from Oakland for RB Hewritt Dixon.

1965

Obtained RB Cookie Gilchrist from Buffalo for RB Billy Joe.

Obtained RB Abner Haynes from Kansas City for LB Jim Fraser.

1964

Obtained DT Stan Fanning and draft choice from Oakland for RB Gene Mingo.

Obtained QB Jacky Lee for two years use from Houston for 1st-1965 and DT Bud McFadin.

Obtained LB Marv Matuszak and DB Billy Atkins from Buffalo for C Walt Cudzik.

Obtained DT-K Dick Guesman, DE Ed Cooke, DT Charlie Janerette, OG Sid Fournet and LB Jim Price from New York Jets for DB Bob Zeman, LB Wahoo McDaniel, WR Gene Prebola and DT Gordy Holz.

1962

Obtained RB Bo Dickinson from Dallas for OB Carl Larpenter.

Obtained HB Bob Scarpitto, DB Bob Zeman and OE Luther Hayes from San Diego for cash.

1960

Obtained DB Goose Gonsoulin from Dallas for FB Jack Spikes.

EQUALIZATION, EXPANSION DRAFTS

1976—Expansion Draft: Broncos lost OT Mike Current and DT Bubba Bridges to Tampa Bay and DB Steve Taylor to Seattle.

1968—Expansion Draft: Broncos lost RB Cookie Gilchrist, OG Pat Matson, LB Henry Sorrell, RB Mike Kellogg and DB Lonnie Wright to Cincinnati.

1966—Expansion Draft: Broncos lost LB Tom Erlandson, DE Ed Cooke, OG Tommy Nomina and DB John McGeever to Miami.

1962—AFL Equalization Draft: Broncos obtain OG John Denvir from San Diego, OE Jerry Richardson from San Diego, QB Richie Lucas from Buffalo, DT Ike Lassiter from Dallas and HB Charles Bolden from Houston.

ALL-TIME ROSTER

Bob Adams	TE	Pacific	1975
Kenneth M. Adamson	G	Notre Dame	1960-62
Steve Alexakos	G	San Jose State	1970
Ted Alfien	RB	Springfield College	1969
Elihu (Buddy) Allen	HB	Utah State	1961
Donald R. Allen	FB	Texas	1960
Henry Allison	T	San Diego State	1977
Vaughn S. (Buddy) Alliston	LB	Mississippi	1960
Lyle Alzado	DE	Yankton College	1971-78
David R. Ames	HB	Richmond	1961
Robert Anderson	HB	Colorado	1970-73
Lou Andrus	LB	Brigham Young	1967
Otis Armstrong	RB	Purdue	1973-80
LeFrancis Arnold	G-C	Oregon	1974
Mike Askea	T	Stanford	1973
Billy Atkins	DB	Auburn	1964
Frank Atkinson	DE	Stanford	1964
George Atkinson	S	Morris Brown	1979
Jay Bachman	C	Cincinnati	1968-71
Bill Bain	T	So. California	1976, 1978
Ernie Barnes	G	No. Carolina Col.	1963-64
Walter Barnes	DE	Nebraska	1969-71
Odell Barry	HB	Findlay	1964-65
James Barton	C	Marshall	1961-62
Rick Baska	LB	UCLA	1976-77
Norman Bass	DB	Pacific	1964
Tom Beer	TE	Houston	1967-69
Dave Behrman	C	Michigan State	1967
Henry Bell	HB	No college	1960
Frank Bernardi	DB	Colorado	1960
Lee Bernet	T	Wisconsin	1965-66
Keith Bishop	C-G	Baylor	1980, 1982
Gordon Bowdell	WR	Michigan State	1971
Greg Boyd	DE	San Diego State	1980-82
Greg Bracelin	LB	California	1980
Phil Brady	S	Brigham Young	1969
John Bramlett	LB	Memphis State	1965-66
Don Breaux	QB	McNeese State	1963
Bob Breitenstein	T	Tulsa	1965-67
Marlin Briscoe	QB	Omaha	1968
John W. (Red) Brodnax	FB	Louisiana State	1960
Boyd Brown	TE	Alcorn A&M	1974-76
Hardy Brown	LB	Tulsa	1960
Ken Brown	C	New Mexico	1979
Willie Brown	DB	Grambling	1963-66
Sam Brunelli	G	Colorado St. Col.	1966-71
Larry Brunson	WR	Colorado	1980
Bill Bryan	C-G	Duke	1977-82
Tom Buckman	TE	Texas A&M	1969
Fred Bukaty	FB	Kansas	1961
Bobby Burnett	RB	Arkansas	1969
George Burrell	S	Pennsylvania	1969
Steve Busick	LB	Southern California	1981-82
Gerry Bussell	DB	Georgia Tech	1965
Bill Butler	LB	San Fernando Valley	1970
George (Butch) Byrd	DB	Boston University	1971
Carter Campbell	DE	Weber State	1971
Larry Canada	FB	Wisconsin	1978-79, 1981
Albert R. Carmichael	HB	So. California	1960-61
Paul Carmichael	HB	El Camino JC	1965
Don Carothers	E	Bradley	1960
Kenneth L. Carpenter	E	Oregon State	1960
Rubin Carter	DT	Miami (Fla.)	1975-82
Tim Casey	LB	Oregon	1969
John E. Cash	E	Allen	1961-62
Tom Cassese	DB	C. W. Post	1967
Grady Cavness	CB	Texas-El Paso	1969
Barney Chavous	DE	So. Carolina State	1973-81
Max Choboian	QB	San Fernando State	1966
Tom Cichowski	T	Maryland	1979-81
Ralph Cindrich	LB	Pittsburgh	1974
Brian Clark	T	Clemson	1982

ALL-TIME ROSTER (Continued)

Kelvin Clark	T	Nebraska	1979-81
Don Coffey	E	Memphis State	1963
Steve Coleman	DE	Delaware State	1974
Darren Comeaux	LB	Arizona State	1982
Ed Cooke	DE	Maryland	1964-65
Dave Costa	DT	Utah	1967-71
Bill Cottrell	G	Delaware Valley	1972
Larry Cox	DT	Abilene Christian	1966-68
Eric Crabtree	FL	Pittsburgh	1966-68
Gary Crane	LB	Arkansas State	1969
Willis Crenshaw	FB	Kansas State	1970
Ken Criter	LB	Wisconsin	1969-74
Ed Cummings	LB	Stanford	1965
Carl Cunningham	LB	Houston	1967-70
Mike Current	T	Ohio State	1967-75
Eldon V. Danenhauer	T	Pittsburg (Kan.)	1960-65
William A. Danenhauer	E	Emporia College	1960
Dick Davis	RB	Nebraska	1970
Jack T. Davis	T	Arizona	1960
Marvin Davis	DT	Wichita State	1966
Joe Dawkins	RB	Wisconsin	1971-73
Albert E. Day	T	Eastern Michigan	1960
Steve DeBerg	QB	San Jose State	1981-82
Rick Dennison	LB	Colorado State	1982
Al Denson	FL	Florida A&M	1964-70
John Denvir	G	Colorado	1962
Wallace Dickey	T	S.W. Texas State	1968-69
Richard L. (Bo) Dickinson	FB	So. Mississippi	1962-63
Doug (Bucky) Dilts	P	Georgia	1977-78
Hewitt Dixon	FB-TE	Florida A&M	1963-65
Zachary Dixon	RB	Temple	1979
Joe DiVito	QB	Boston College	1968
Jack Dolbin	WR	Wake Forest	1975-79
Tom Domres	DT	Wisconsin	1971-72
Richard A. (Skip) Doyle	HB	Ohio State	1960
Tom Drougas	T	Oregon	1974
Rick Duncan	K	Eastern Montana	1967
Pete Duranko	DE	Notre Dame	1967-70, 72-74
Booker Edgersen	CB	Western Illinois	1970
Ron Egloff	TE	Wisconsin	1977-82
Jim Elfrid	LB	Colorado State	1961
John Embree	WR	Compton JC	1969-70
George Hunter Enis	QB	Texas Christian	1962
John P. Epperson	E	Adams State	1960
Thomas D. Erlanson	LB	Washington State	1962-65
Mike Ernst	QB	Cal-Fullerton	1972
Terry Erwin	HB	Boston College	1968
Jay Dale Evans	HB	Kansas State	1961
Larry Evans	LB	Mississippi College	1976-82
Stan Fanning	DE	Idaho	1964
Miller Farr	DB	Wichita State	1965
Billy Ray Fletcher	E	Memphis State	1966
Steve Foley	DB	Tulane	1976-82
Garrett Ford	FB	West Virginia	1968
Fred Forsberg	LB	Washington	1968, 70-73
Jason Franci	E	Santa Barbara	1966
Mike Franckowiak	RB	Central Michigan	1975-76
James G. Fraser	LB-P	Wisconsin	1962-64
Al Frazier	HB	Florida A&M	1961-63
George Gaiser	T	Southern Methodist	1968
Bob Gaiters	HB	New Mexico State	1963
Drake Garrett	DB	Michigan State	1968-70
Charles E. Gavin	DE	Tennessee State	1960-63
Bob Geddes	LB	UCLA	1972
Jack Gehrke	WR	Utah	1971
Cookie Gilchrist	FB	No college	1965, 1967
Scotty Glacken	QB	Duke	1966-67
Glenn Glass	DB	Tennessee	1966
Tom Glassic	G	Virginia	1976-82
George Goeddeke	G	Notre Dame	1967-72
Austin (Goose) Gonsoulin	DB	Baylor	1960-66
John Gonzaga	G	No college	1966

ALL-TIME ROSTER (Continued)

Brian Goodman	G	UCLA	1975
Harvey Goodman	G	Colorado	1976
Cornell Gorden	CB	No. Carolina A&T	1970-72
Randy Gradishar	LB	Ohio State	1974-82
Tom Graham	LB	Oregon	1972-74
John Grant	DT-DE	So. California	1973-79
Charles Greer	DB	Colorado	1968-74
James D. Greer	E	Elizabeth, N.C. State	1960
John Griffin	HB	Memphis State	1964-66
Bill Groman	HB-E	Heidelberg	1963
Dick Guesman	T-K	West Virginia	1964
Donald Gulseth	LB	North Dakota	1966
Melwood N. (Buzz) Guy	G	Duke	1961-62
Dale Hackbart	S	Wisconsin	1973
Mike Haffner	E	UCLA	1968-70
Steve Haggerty	DB	Colorado	1975
Wayne Hammond	DT	Montana State	1976
Billy Hardee	DB	Virginia Tech	1976
Mike Harden	S	Michigan	1980-82
Tony Harris	WR	Toledo	1972
Dwight Harrison	WR	Texas A&I	1971-72
Maurice Harvey	DB	Ball State	1978, 1980
Johnny Ray Hatley	T	Sul Ross State	1960
Arthur A. Hauser	T	Xavier	1961
Wendell Hayes	HB	Humboldt State	1965-67
Abner Haynes	HB	North Texas State	1965-66
Alfred Haywood	RB	Bethune-Cookman	1975
Jerry Hendren	WR	Idaho	1970
Gary Henson	E	Colorado	1964
Lonnie Hepburn	CB	Texas Southern	1974
George W. Herrington	QB-P	So. Mississippi	1960-61
Mark Herrmann	QB	Purdue	1981-82
Bo Hickey	FB	Maryland	1967
Walter Highsmith	C	Florida A&M	1968-69
Jack Hill	HB	Utah State	1961
George Hoey	DB	Michigan	1975
John Hoffman	DE	Hawaii	1972
John Hohman	G	Wisconsin	1965-66
Gus Holloman	DB	Houston	1968-69
Gordon Holz	DT	Minnesota	1960-63
Jerry Hopkins	LB	Texas A&M	1963-66
Don Horn	QB	San Diego State	1971-72
Paul Howard	G	Brigham Young	1973-75, 1977-82
Bobby Howfield	K	No college	1968-70
John Huard	LB	Maine	1967-69
Robert Hudson	LB	Clemson	1960-61
John Hufnagel	QB	Penn State	1974-75
Bob Humphreys	K	Wichita State	1967-68
Glenn Hyde	G-T	Pittsburgh	1976-81
Martin Imhof	DE	San Diego State	1976
Jerry Inman	DT	Oregon	1966-71, 73
Bernard Jackson	DB	Washington State	1977-80
Larron Jackson	G	Missouri	1971-74
Richard Jackson	DE	Southern	1967-72
Roger Jackson	DB	Bethune-Cookman	1982
Tom Jackson	LB	Louisville	1973-82
Frank Jackunas	C	Detroit	1963
Ray Jacobs	DT	Howard Payne	1963-66
Charlie Janerette	DT	Penn State	1964-65
Tom Janik	DB-P	Texas A&I	1963-64
Pete Jaquess	DB	E. New Mexico	1967-70
Jim Jensen	RB	Iowa	1977, 1979-80
William Jessup	E	Southern California	1960
Eugene Jeter	LB	Arkansas AM&N	1965-67
William (Billy) Joe	FB	Villanova	1963-64
Charley Johnson	QB	New Mexico State	1972-75
Calvin Jones	CB	Washington	1973-76
Henry Jones	RB	Grambling	1969
Jimmy Jones	WR	Wisconsin	1968
Rulon Jones	DE	Utah State	1980-82
Larry Jordan	E-LB	Youngstown	1962-64
Donald G. Joyce	E	Tulane	1962

ALL-TIME ROSTER (Continued)

Larry Kaminski	C	Purdue	1966-73
Bob Kampa	DT	California	1974
Rich Karlis	K	Cincinnati	1982
Bill Keating	DT	Michigan	1966-67
Mike Kellogg	FB	Santa Clara	1966-67
Jon Keyworth	RB	Colorado	1974-80
Jim Kiick	RB	Wyoming	1976-77
Donald W. King	E	Kentucky	1960
Vince Kinney	WR	Maryland	1978-79
Jeff Knappe	QB	Northern Colorado	1980
Robert E. Konovsky	E	Wisconsin	1961
Jim Krieg	WR	Washington	1972
Gary Kroner	K	Wisconsin	1965-67
Ray Kubala	C	Texas A&M	1964-67
Frank W. Kuchta	C	Notre Dame	1960
Aaron Kyle	DB	Wyoming	1980-82
Ron Lamb	FB	South Carolina	1968
Gordon Lambert	LB	Tennessee-Martin	1968-69
Patsy C. Lamberti, Jr.	LB	Richmond	1961
Ken Lanier	T	Florida State	1981-82
Dan LaRose	DE	Missouri	1966
Carl James Larpenrter	G	Texas	1960-61
Bill Larson	TE	Colorado State	1980
Bill Laskey	LB	Michigan	1973-74
Isaac T. Lassiter	E	St. Augustine	1962-64
Kit Lathrop	DE	Arizona State	1979
Don Latimer	DT	Miami (Fla.)	1978-82
Jim Leclair	QB	C. W. Post	1967-68
Roger LeClerc	C	Trinity (Conn.)	1967
Jacky Lee	QB	Cincinnati	1964-65
Max Leetow	DE	Idaho	1965-66
Mike Lemon	LB	Kansas	1975
Jack Lentz	S	Holy Cross	1967-68
Darrell Lester	FB	McNeese State	1965-66
Herman Lewis	DE	Virginia Union	1968
Hub Lindsey	HB	Wyoming	1968
Pete Liske	QB	Penn State	1969-70
Floyd Little	HB	Syracuse	1967-75
Tommy Luke	LB	Mississippi	1968
Fran Lynch	HB	Hofstra	1967-75
Tom Lyons	G	Georgia	1971-76
Rob Lytle	RB	Michigan	1977-82
Ernest G. (Pete) Mangum	LB	Mississippi	1960
Wade Manning	WR	Ohio State	1981-82
Brisen Manor	DE	Arkansas	1977-82
Bobby Maples	C	Baylor	1972-78
Charles E. Marshall	HB	Oregon State	1962
Paul Martha	S	Pittsburgh	1970
Billy Masters	TE	LSU	1970-74
Pat Matson	G	Oregon	1966-67
Archie Matsos	LB	Michigan State	1966
Jack Mattox	T	Fresno State	1961-62
Marv Matuszak	LB	Tulsa	1964
Andy Maurer	T	Oregon	1977
Ray May	LB	So. California	1973-75
Brendan McCarthy	FB	Boston College	1968-69
John McCormick	QB	Massachusetts	1963, 65-66, 68
Robert V. McCullough	G	Colorado	1962-65
Lawrence McCutcheon	RB	Colorado State	1980
Ed (Wahoo) McDaniel	LB	Oklahoma	1961-63
Orlando McDaniel	WR	Louisiana State	1982
Lewis B. (Bud) McFadin	DT	Texas	1960-63
John McGeever	DB	Auburn	1962-65
Bill McKoy	LB	Purdue	1970-72
James R. McMillin	DB	Colorado State	1960-62, 1964-65
Robert McNamara	HB	Minnesota	1960-61
Mark Merrill	LB	Minnesota	1981-82
Eugene Mingo	HB-K	No college	1960-64
Claude Minor	T	San Diego State	1974-82
Tommy Earl Minter	HB	Baylor	1962
Rex Mirich	DE	Northern Arizona	1967-69
Alvin Mitchell	S-WR	Morgan State	1970
Charlie Mitchell	HB	Washington	1963-67
Leroy Mitchell	CB	Texas Southern	1971-73

ALL-TIME ROSTER (Continued)

Marv Montgomery	T	So. California	1971-76
Randy Montgomery	CB	Weber State	1971-73
Mike Montler	C	Colorado	1977
Alex Moore	HB	Norfolk State	1968
Bob Moore	TE	Stanford	1978
Leroy Moore	DE	Fort Valley (Ga.)	1964-65
Randy Moore	DT	Arizona State	1976
Emery Moorehead	WR-RB	Colorado	1980
Craig Morton	QB	California	1977-82
Haven Moses	WR	San Diego State	1972-81
John Mosier	TE	Kansas	1971
Bobby Moten	TE	Bishop College	1968
Chip Myrtle	LB	Maryland	1967-72
Rob Nairne	LB	Oregon State	1977-80
Tom Neville	T	Mississippi State	1978
Ron Nery	E	Wisconsin	1963
Lee (Mike) Nichols	C	Arkansas A&M	1960-61
John Nocera	LB	Iowa	1963
Tom Nomina	T	Miami (Ohio)	1963-65
Ben Norman	RB	Colorado State	1980
Philip H. Nugent	HB	Tulane	1961
Tom Oberg	S	Portland State	1968-69
Riley Odoms	TE	Houston	1972-82
Phil Olsen	C	Utah State	1975-76
Harold Olson	T	Clemson	1963-64
John Olszewski	FB	California	1962
Jim O'Malley	LB	Notre Dame	1973-75
Chris Pane	DB	Chico State	1976-79
Ernie Park	G	McMurry State	1967
Charlie Parker	G	So. Mississippi	1965
Don Parish	LB	Stanford	1972
Rick Parros	RB	Utah State	1981-82
Al Pastrana	QB	Maryland	1969-70
Craig Penrose	QB	San Diego State	1976-79
James W. Perkins	T	Colorado	1962-64
Lonnie Perrin	RB	Illinois	1976-78
Anton Peters	T	Florida	1963
John Pitts	S	Arizona State	1973-75
Dave Pivec	TE	Notre Dame	1969
Bobby Ply	DB	Baylor	1967
Nathan Poole	RB	Louisville	1982
Dickie Post	RB	Houston	1971
Randy Poltl	DB	Stanford	1975-77
Eugene Prebola	E	Boston University	1961-63
Steve Preece	S	Oregon State	1972
Dave Preston	HB	Bowling Green	1978-82
Luke Prestridge	P	Baylor	1979-82
James Price	LB	Auburn	1964
Errol Prisby	DB	Cincinnati	1967
John J. Pyeatt	HB	No college	1960
Frank Quayle	RB	Virginia	1969
Bruce Radford	DE	Grambling	1979
Steve Ramsey	QB	North Texas State	1971-76
Leo T. Reed	T	Colorado State	1961
Tony Reed	RB	Colorado	1981
Randy Rich	DB	New Mexico	1977
Bob Richardson	DB	UCLA	1966
Frank Richter	LB	Georgia	1967-69
Larry Riley	DB	Salem College	1977
Joe Rizzo	LB	Merchant Marines	1974-80
Matt Robinson	QB	Georgia	1980
Alden Roche	DE	Southern University	1970
William E. Roehnehl	LB	Bradley	1961-62
Stan Rogers	T	Maryland	1975
David S. Rolle	FB	Oklahoma	1960-61
Albert Romine	HB	Florence State	1960
Oliver Ross	RB	Alabama A&M	1973-75
Tobin Rote	QB	Rice	1966
Justin D. Rowland	HB	Texas Christian	1962
John Rowser	DB	Michigan	1974-76
Jim Ryan	LB	William and Mary	1979-82
Tom Rychlec	E	American International	1963

ALL-TIME ROSTER (Continued)

George Saimes	S	Michigan State	1970-72
Ron Sbranti	LB	Utah State	1966
Robert Scarpitto	WR-P	Notre Dame	1962-67
Carl Schaukowitz	G	Penn State	1975
Steve Schindler	G	Boston College	1977-78
Mike Schnitker	G	Colorado	1969-74
John Schultz	WR	Maryland	1976-78
Lew Scott	DB	Oregon State	1966
James H. Sears	HB	So. California	1960-61
Goldie Sellers	DB	Grambling	1966-67
Jeff Severson	DB	Long Beach State	1975
Don Shackelford	G	Pacific	1964
Rick Sharp	T	Washington	1972
George H. Shaw	QB	Oregon	1962
Rod Sherman	WR	Southern California	1972
Roger T. Shoals	T	Maryland	1971
Laval Short	DT	Colorado	1980
Jerry Simmons	WR	Bethune-Cookman	1971-74
Leon Simmons	LB	Grambling	1963
Mike Simone	LB	Stanford	1972-74
Jack M. Simpson	LB	Mississippi	1961
John Sklopan	HB	So. Mississippi	1963
Milton (Mickey) Slaughter	QB	Louisiana Tech	1963-66
Tom Smiley	RB	Lamar Tech	1969
Art Smith	LB	Hawaii	1980
Daniel Eugene Smith	HB	Northeast Oklahoma	1961
Dennis Smith	DB-WR	Southern California	1981-82
Don Smith	G	Florida A&M	1967
Ed Smith	DE	Colorado College	1973-75
Harold Smith	T	UCLA	1960
Hugh B. Smith	E	Kansas	1962
James Smith	S	Utah State	1969
Paul Smith	DT-DE	New Mexico	1968-78
Perry Smith	DB	Colorado State	1980-81
Willie Smith	G	Michigan	1960
Matt Snorton	TE	Michigan State	1964
Roland Solomon	CB	Utah	1981
Henry Sorrell	LB	Chattanooga	1967
Jerry N. Stalcup	LB	Wisconsin	1961-62
Bruce Starling	HB	Florida	1963
Larry Steele	P	Santa Rosa	1974
Fred Steinfort	K	Boston College	1979-81
James E. Stinnette	FB-LB	Oregon State	1961-62
Jesse Stokes	DB	Corpus Christi	1968
Don E. Stone	FB	Arkansas	1961-64
Otto Stowe	WR	Iowa State	1974
Robert J. Stransky	HB	Colorado	1960
David Strickland	T-G	Memphis State	1960
Dave Studdard	T-G	Texas	1979-82
Jerry G. Sturm	C-T-G	Illinois	1961-66
Jim Summers	DB	Michigan State	1967
Neal Sweeney	FL	Tulsa	1967
Bob Swenson	LB	California	1975-79, 1981-82
Gene Sykes	DB	Louisiana State	1967
George Tarasovic	DE	Louisiana State	1967
Jerry L. Tarr	E	Oregon	1962
Lionel T. Taylor	E	New Mexico Highlands	1960-66
Steve Tensi	QB	Florida State	1967-70
Jim Thibert	LB	Toledo	1965
Earlie Thomas	DB	Colorado State	1975
J. T. Thomas	S	Florida State	1982
Arland Thompson	G	Baylor	1980
Bill Thompson	DB	Maryland State	1969-81
Jim Thompson	DT	Southern Illinois	1965
Dave Tobey	LB	Oregon	1968
Jerry Traynham	HB	Southern California	1961
Steve Trimble	DB	Maryland	1981-82
Frank Tripucka	QB	Notre Dame	1960-63
Godwin Turk	LB	Southern Univ.	1976-78
Clem Turner	RB	Cincinnati	1970-72
Jim Turner	K	Utah State	1971-79

Maurice Tyler	S	Morgan State	1973-74
Richard Tyson	G	Tulsa	1967
Keith Uecker	T	Auburn	1982
Rick Upchurch	WR	Minnesota	1975-82
Olen Underwood	LB	Texas	1971
Bill Van Heusen	WR-P	Maryland	1968-76
Bob Vaughan	G	Mississippi	1968
Lloyd Voss	T	Nebraska	1972
Bob Wade	CB	Morgan State	1970
Clarence Walker	HB	Southern Illinois	1963
Dave Washington	LB	Alcorn A&M	1971
Dave Washington	E	Southern California	1968
Gene Washington	WR	Michigan State	1973
Steve Watson	WR	Temple	1979-82
Norris Weese	QB	Mississippi	1976-79
Theodore A. Wegert	FB	No college	1961
Bill West	CB	Tennessee State	1972
Charlie West	DB	UTEP	1978-79
Willie West	DB	Oregon	1964
Max Wettstein	E	Florida State	1966
Jim Whalen	TE	Boston College	1970-71
Andre White	TE	Florida A&M	1967
Jim White	DE	Colorado State	1976
Gerald Willhite	RB	San Jose State	1982
Harold Williams	HB	Miami (Ohio)	1961
Wandy Williams	RB	Hofstra	1969-70
Nemiah Wilson	DB	Grambling	1965-67
Steve Wilson	CB	Howard	1982
Sammy Winder	RB	Southern Mississippi	1982
Malcolm Richard Wood	QB	Auburn	1962
Ken Woodard	LB	Tuskegee Institute	1982
James Earl Wright	HB	Memphis State	1964
Jim Wright	TE	Texas Christian	1980-82
Lonnie Wright	DB	Colorado State	1966-67
Louis Wright	DB	San Jose State	1975-82
William G. Yelverton	E	Mississippi	1960
Joseph A. Young	E	Arizona	1960-61
Robert Young	G	Howard Payne	1966-70
E. Robert Zeman	DB	Wisconsin	1962-63

Schools Represented

Colorado 17, Wisconsin 15, Southern California 12, Colorado State 11, Maryland 11, Oregon 11, Michigan State 8, Notre Dame 8, Utah State 8, Baylor 7, Michigan 7, Mississippi 7, San Diego State 7, Stanford 7, Boston College 6, UCLA 6, Auburn 5, California 5, Cincinnati 5, Florida A&M 5, Houston 5, Louisiana State 5, Southern Mississippi 5, Texas 5, Tulsa 5, Washington 5, Florida State 4, Georgia 4, Kansas 4, Minnesota 4, Nebraska 4, Ohio State 4, Penn State 4, Pittsburgh 4, Purdue 4, San Jose State 4, 18 with three each, 35 with two each, 90 with one each. Seven players did not attend college.

NOTE: 178 schools are represented.

Service

THIRTEEN YEARS — Bill Thompson 1969-81.

TWELVE YEARS — None.

ELEVEN YEARS — Riley Odoms 1972-82; Paul Smith 1967-78.

TEN YEARS — Barney Chavous 1973-82; Tom Jackson 1973-82; Haven Moses 1972-81.

NINE YEARS — Mike Current 1967-75; Randy Gradishar 1974-82; Paul Howard 1973-75, 1977-82; Floyd Little 1967-75; Fran Lynch 1967-75; Claudie Minor 1974-82; Jim Turner 1971-79; Billy Van Heusen 1968-76.

EIGHT YEARS — Lyle Alzado 1971-78; Otis Armstrong 1973-80; Rubin Carter 1975-82; Larry Kaminski 1966-73; Rick Upchurch 1975-82; Louis Wright 1975-82.

SEVEN YEARS — Al Denson 1964-70; Pete Duranko 1967-70, 1972-74; Larry Evans 1976-82; Steve Foley 1976-82; Tom Glassic 1976-82; Goose Gonsoulin 1960-66; John Grant 1973-79; Charles Greer 1968-74; Jerry Inman 1966-71, 1973; Jon Keyworth 1974-80; Bobby Maples 1972-78; Joe Rizzo 1974-80; Bob Swenson 1975-79, 1981-82; Lionel Taylor 1960-66.

SIX YEARS — Sam Brunelli 1966-71; Billy Bryan 1977-82; Ken Criter 1969-74; Ron Egloff 1977-82; George Goeddeke 1967-72; Glenn Hyde 1976-81; Richard Jackson 1967-72; Tommy Lyons 1971-76; Rob Lytle 1977-82; Brison Manor 1977-82; Marv Montgomery 1971-76; Craig Morton 1977-82; Chip Myrtle 1967-72; Steve Ramsey 1971-76; Bob Scarpitto 1962-67; Mike Schnitker 1969-74; Jerry Sturm 1961-66.

HISTORICAL HIGHLIGHTS

1959

AUGUST 14—First American Football League organizational meeting held in Chicago. Denver, with Bob Howsam as its principal owner, named as a charter member along with New York, Dallas, Los Angeles, Minneapolis and Houston. **NOVEMBER 22**—First player selection draft held through 32 rounds. Denver's first pick is Roger LeClerc, center, Trinity. **DECEMBER 1**—Dean Griffing named general manager of the Broncos. **DECEMBER 2**—Second player selection draft of 20 rounds held.

1960

JANUARY 1—Frank Filchock named first head coach of the Broncos. **JANUARY 30**—Denver placed in AFL's western division with Dallas, Oakland and Los Angeles. **JUNE 9**—AFL signs five-year television contract with the American Broadcasting Company. **JULY**—First Bronco training camp opens at Colorado School of Mines. **SEPTEMBER 9**—After losing all five pre-season games, the Broncos become the first AFL victor when they defeat the Patriots in Boston in history's first AFL game, 13-10. Attendance—21,597. **SEPTEMBER 23**—Lionel Taylor, a cut of the Chicago Bears, plays first game for Broncos in New York. **OCTOBER 2**—Broncos play first home game in Bears Stadium, defeat Oakland, 31-24, before crowd of 18,372. **DECEMBER**—Offensive End Lionel Taylor, Defensive Tackle Bud McFadin and Safety Goose Gonsoulin all named to first official all-AFL team.

1961

MAY 26—Bob and Lee Howsam, original principal owners of the Broncos, sell their stock to a new syndicate headed by Cal Kunz and Gerry Phipps. **JUNE 1**—Cal Kunz named president and operating head of Empire Sports. **DECEMBER**—Lionel Taylor sets professional record with 100 pass receptions for season. Taylor and Bud McFadin named to all-AFL team. **DECEMBER**—Frank Filchock released as Broncos head coach.

1962

FEBRUARY 1—Jack Faulkner hired as Broncos head coach. **JULY 1**—Dean Griffing released as Broncos general manager. Faulkner named to dual post as head coach and general manager. **JULY**—Public burning ceremony of Broncos' notorious vertically striped socks at Broncos' intra-squad game. **AUGUST 24**—Broncos defeat Dallas Texans, 27-24, in Fort Worth in first overtime game played by the Broncos. **DECEMBER**—Jack Faulkner named coach of the year in AFL. Gene Mingo set professional field goal record of 27 in a season. Eldon Danenhauer, Lionel Taylor, Goose Gonsoulin and Bob Zeman named to the official all-AFL team.

1963

JULY 18—Bronco rookies defeat Houston rookies, 17-14, before 6500 in Colorado Springs in first pro rookie game ever played. **AUGUST**—Charlie Mitchell, Tom Janik and Tom Nomina, all future Broncos, play in College All-Star game in Chicago. **DECEMBER**—Billy Joe named AFL rookie of the year. Goose Gonsoulin only Bronco to make the all-AFL team. Lionel Taylor wins fourth straight pass receiving title.

1964

JANUARY—Broncos and Jets complete historic nine-player trade, largest ever made in the AFL. Broncos send Gene Prebola, Wahoo McDaniel, Gordy Holz and Bob Zeman to Jets for Dick Guesman, Ed Cooke, Charlie Janerette, Jim Price and Sid Fournet. **JANUARY 29**—AFL signs five-year television contract with the National Broadcasting Company for a record \$36,000,000. **AUGUST 14**—Broncos obtained quarterback Jack Lee from Houston in unique "lend-lease" trade for Bud McFadin, No. 1 draft choice and cash. **SEPTEMBER 12**—Jets and Broncos open the regular season in New York's Shea Stadium before a then record crowd of 53,190 (45,665 paid).

HISTORICAL HIGHLIGHTS (Continued)

OCTOBER 4—Jack Faulkner released as head coach. **OCTOBER 5**—Mac Speedie accepts appointment as interim head coach. **OCTOBER 11**—Broncos win first game under Mac Speedie by defeating Kansas City, 33-27. **DECEMBER 12**—Mac Speedie named head coach. **DECEMBER**—Jim Fraser wins third straight punting title. Willie Brown named to all-AFL team. Broncos sign high draft choice Bob Breitenstein (Tulsa) and Gerry Bussell (Georgia Tech), both No. 1 picks of NFL teams.

1965

FEBRUARY 15—Gerald and Allan Phipps purchase 52 percent of the stock of Empire Sports, thus giving them virtually 100 percent ownership and saving the Bronco franchise for Denver. **FEBRUARY 16**—Fabulous season ticket drive begins with the sale of 143 season tickets, a Denver record at that time. **MARCH 5**—Record sale of 941 season tickets in one day. **APRIL 1**—Season ticket drive goal of 20,000 sales reached. Figure to reach 22,000 by May 1. **MAY 17**—Allan Phipps named president of Empire Sports, Inc. Gerry Phipps re-named Chairman of the Board. Richard S. Kitchen, Sr., and Robert T. Person named to the board of directors. **MAY 29**—Jim Burris, Bears general manager, named executive vice-president of Empire Sports, Inc., a position carrying with it the duties normally associated with those of a football general manager. **DECEMBER 12**—Lionel Taylor makes the 500th catch of his career in game against Boston to become the first AFL player to top this figure. **DECEMBER 12**—Broncos conclude home season with total attendance of 219,786, an average of 31,398 per game. Both the total and average attendance were American Football League western division records. **DECEMBER**—Tackle Eldon Danenhauer, Split End Lionel Taylor and Fullback Cookie Gilchrist named to the all-AFL team, thus giving the Broncos more all-star players on their offensive unit than any other AFL team. Lionel Taylor wins fifth pass receiving crown and Abner Haynes wins league kickoff return championship.

1966

JUNE 8—Merger of American and National Leagues announced. Season ticket sales surge forward as enthusiastic fans crowd box office. **SEPTEMBER 19**—Ray Malavasi named Head Coach of the Broncos, replacing Mac Speedie, who resigned the previous day. **DECEMBER**—John Bramlett, Goose Gonsoulin, Bob Scarpitto and Jerry Sturm chosen to play in AFL All-Star contest in January. **DECEMBER 19**—Lou Saban signs a 10-year contract as General Manager and Head Coach of the Denver Broncos.

1967

FEBRUARY—Gerald Phipps named Chairman of American Football League Executive Committee. **MARCH 1**—Broncos move to new suburban executive offices with adjacent practice field and locker room facilities for both pre-season and regular season training. **MARCH 7**—Metropolitan Denver voters turn down stadium bond issue, but Bronco fans immediately organize for fund raising drive to improve Bears Stadium and keep Broncos in Denver. **MAY 17**—Floyd Little, Denver's No. 1 draft choice, signs with Broncos. Little becomes the first No. 1 choice to sign with Denver in the history of the club. **AUGUST 5**—Broncos defeat Detroit Lions 13-7 in pre-season game at DU for AFL's first win over the NFL. **AUGUST 15**—Quarterback Steve Tensi acquired from San Diego for first round draft choices in both 1968 and 1969. **DECEMBER**—Broncos close out season by establishing a new home attendance record of 231,801, an average of 33,114 per game. **DECEMBER**—Floyd Little paces AFL in punt returning with a 16.9 average. Bob Scarpitto repeats as punt leader with a 44.9 norm. Flanker Al Denson selected All-League in player balloting.

1968

JANUARY—Flanker Al Denson, defensive tackle Dave Costa, center Larry Kaminski and cornerback Nemiah Wilson participate in AFL All-Star game. Lou Saban and staff coach the West stars. **FEBRUARY**—Civic drive to raise \$1.8 million ends successfully and City of Denver receives stadium as a gift after purchase of the facility from Empire Sports, Inc. by non-profit group.

HISTORICAL HIGHLIGHTS (Continued)

Construction begins on 16,000 seat upper deck that will raise capacity to 50,000 for 1968 season. **SEPTEMBER 21**—Broncos move into new administrative building at 5700 Logan Street. **DECEMBER 14**—Bears Stadium is officially re-named Denver Mile High Stadium.

1969

JANUARY 19—Dave Costa, Rich Jackson and Floyd Little participate in AFL All-Star Game in Jacksonville, Florida. **MAY 13**—Broncos set all-time season ticket sale with figure of 27,413, which is 65 more than the 1968 season sale. Figure is to hit 31,936 before regular season opens. **OCTOBER 19**—Little rushes for 166 yards against Cincinnati, at Cincinnati... Top single game rushing effort by running back in either league. **NOVEMBER 2**—Denver shuts out the San Diego Chargers at Denver Mile High Stadium (13-0) ... First shutout for Broncos in 10-year history in AFL. **DECEMBER**—Floyd Little and Rich Jackson named to first team All League. **DECEMBER**—Bill Thompson (rookie) tops AFL list in punt and kickoff returns ... First player in 10-year history of AFL to ever hold both titles.

1970

JANUARY 17—Rich Jackson, Dave Costa, Floyd Little, Mike Current and George Goeddeke play in All-Star game on West team. **SEPTEMBER**—Season ticket sale hits record number of 43,584. **DECEMBER 20**—Floyd Little gains 44 yards to win American Conference rushing title with 901 yards. It was first rushing crown and first season Little played in all 14 games.

1971

JANUARY—Richard Jackson named to official National Football League all-star team. **JANUARY**—Richard Jackson and Floyd Little make starting lineups for American Conference in first AFC-NFC Pro Bowl game. **MAY 12**—Broncos stop sale of season tickets at record 47,500. **SEPTEMBER 19**—Broncos open season with 10-10 tie against eventual Super Bowl entry, Miami. **OCTOBER 24**—Denver coach Lou Saban and Broncos down Cleveland 27-0, on same field Saban starred as all-star linebacker in Cleveland. It was first time Browns were shut-out since 1952. It was also to be Saban's last victory as Bronco coach. **NOVEMBER 17**—Lou Saban resigns as head coach of Broncos, a position he had held for five years. Offensive line coach Jerry Smith is named interim head coach. Saban, in December, resigns as General Manager to return to Buffalo Bills as head coach. **DECEMBER 19**—Floyd Little compiles 79 yards against Raiders in Oakland to finish as pro football's top runner with 1,133 yards. Little also becomes first Bronco to rush for more than 1,000 yards in a season.

1972

JANUARY 5—John Ralston, successful head coach at Stanford, is announced as Denver's new head coach. He later adds the title of General Manager. **MARCH 16**—For the first time in the history of Denver professional football, there will be no public sale of season tickets, it is reported. Season ticket holders renewed 46,500 of the 47,500 available season tickets, and further exercised their option for 8,000 additional tickets. **APRIL 5**—Long-time Rocky Mountain Empire Sports employee Earl Hartman dies of cancer. Hartman was Treasurer of Empire Sports and Business Manager of the Broncos at the time of his death. **AUGUST 16**—Charley Johnson, NFL veteran quarterback, becomes a Bronco as Ralston trades third round choice to Houston. Johnson will become Denver's most accurate passer (.555) in the upcoming season. **OCTOBER 29**—Floyd Little is given his "day" at Mile High Stadium before a sell-out crowd. Floyd's day was in honor of his winning NFL rushing championship in 1971. **DECEMBER 10**—San Diego is on short end of 38-13 score played at Mile High Stadium with the temperature at kickoff reportedly nine degrees. This is the coldest kickoff ever for a Denver team.

1973

JANUARY 30—Otis Armstrong, all-star running back from Purdue is Denver's first round selection in annual draft. **MARCH 3**—Season ticket

HISTORICAL HIGHLIGHTS (Continued)

holders renew 47,800 of 48,000 season tickets to assure Denver again of having no public sale of season tickets. **OCTOBER 14**—Charley Johnson also becomes the 18th quarterback in pro football history to go over 20,000 yards lifetime as he connects for 214 yards plus three TDs to Haven Moses in a 48-20 win at Houston. **OCTOBER 22**—With "Orange Monday" banners waving, the Broncos perhaps play the most important game to date in the club's history against Oakland on national television. Denver comes back to knot the contest, 23-23, on a 35-yard field goal by Jim Turner. **NOVEMBER 25**—Denver defeats Kansas City, 14-10, on two Charley Johnson to Haven Moses passes to take over first place in the AFC West with three games to go. The win moves the Broncos to 6-3-2—the six victories the second best mark ever for a Denver team to date. **DECEMBER 9**—Denver 42, San Diego 28! The Broncos are winners at last, as Denver clinches the team's seventh victory of the season, assuring the club of a winning year. Jim Turner contributed 16 points in San Diego. **DECEMBER 16**—A tie or loss would do no good in this afternoon's game in Oakland. A win would give the Broncos the Western Division title in the AFC, but the Broncos lose 21-17.

1974

JANUARY—Four Broncos, Floyd Little, Haven Moses, Riley Odoms and Paul Smith, are invited to play in the Pro Bowl. John Ralston is named AFC Coach of the Year for guiding Denver to its first winning season ever. Odoms is named All-Pro by NEA. Additional honors go to Charley Johnson on offense and Paul Smith on defense for being the team's most valuable players as voted by their teammates. These two men are the 1973 winners of the Earl Hartman Memorial awards. **SEPTEMBER 10**—Denver voters pass a \$25 million bond issue to expand and improve Mile High Stadium to over 75,000 seats. The stadium was projected to be finished in time for the 1976 regular season. **SEPTEMBER 22**—The Broncos and the Pittsburgh Steelers play in the first regular season overtime game as a 35-35 score was present at the end of regulation play. Neither team scored in the sudden death period. **NOVEMBER 28**—Before a television audience estimated at 35 million, the Broncos riddle the Detroit Lions 31-27 on Denver's first Thanksgiving Day game in Detroit. **DECEMBER 8**—Denver assures itself of the team's second consecutive winning season and Otis Armstrong sets a single game rushing mark of 183 yards as the Broncos down Houston 37-14. **DECEMBER 15**—Otis Armstrong finishes the season with 1407 yards and the NFL rushing title becoming one of a half dozen players ever to average more than 100 yards per game in pro football.

1975

JANUARY—Otis Armstrong and Riley Odoms represent the Broncos in the annual Pro Bowl game in Miami, Fla. Additional honors go to Armstrong as he is voted the top offensive player on the team. Tom Jackson was voted the top Defender and Ken Criter the top Specialist. **FEBRUARY**—Expansion of Mile High Stadium begins which will provide 63,500 capacity for the 1976 season and an ultimate capacity of 75,000 in 1977. **SEPTEMBER 29**—The Broncos defeat Green Bay, 23-13, for their first victory ever on Monday Night Football. **DECEMBER 14**—Playing his last home game as a Denver Bronco, Floyd Little goes out with a bang. The club's first No. 1 draft choice to sign, Little rushes for 56 yards and one TD, catches five passes for 94 yards, including a 66-yard touchdown, to lead the Broncos to a 25-10 win over Philadelphia. Little winds up his career as the seventh all-time rusher in the NFL with 6,323 yards.

1976

JANUARY 26—Tight end Riley Odoms and linebacker Randy Gradishar are the Broncos representatives in the Pro Bowl in New Orleans. For Odoms, it is the third straight year he has played in the game, while Gradishar, making his first appearance, keeps alive the string of John Ralston's first draft choices playing in the game after their second year in the league. **MARCH 28**—Quarterback Charley Johnson announces his retirement from the National Football League after a 15-year career. Johnson led the club to its first two winning seasons in 1973 and 1974. **JUNE 27**—Lyle Alzado is one of three finalists for the man of the Year Award and Rick Upchurch is honored as the American Conference Offensive Rookie of the Year by the NFL Players Association. **SEPTEMBER 19**—In the expanded Mile High Stadium,

HISTORICAL HIGHLIGHTS (Continued)

the Broncos whip the Jets, 46-3, before 62,669 fans, the largest crowd ever to witness a sporting event in the state of Colorado. The record will fall for each of the next three home games, the final mark being 63,431 against Oakland on October 17. **SEPTEMBER 26**—Rick Upchurch ties an NFL record by returning two punts for touchdowns in a 44-13 win over the visiting Cleveland Browns. **OCTOBER 24**—Rick Upchurch ties an NFL record with his fourth punt return touchdown of the season in a 35-26 win over Kansas City. **NOVEMBER 7**—With two field goals and six extra points, Jim Turner becomes the fifth player in pro football history to surpass 1,200 points in a 48-13 win over Tampa Bay. **NOVEMBER 14**—The Broncos blank San Diego, 17-0, for Denver's second shutout of the season, a figure matching the team's total in its first 16 years of play. **DECEMBER 12**—The Broncos stop Chicago, 28-14, for the ninth win of the season, highest total in Denver history. Otis Armstrong rushes for 116 yards to reach 1,008 for the season, his second 1,000-yard year in his career. **DECEMBER 18**—Fred Gehrke, long-time Bronco administrator, is named general manager as the club divides duties of head coach and general manager for the first time since 1967.

1977

JANUARY 17—Rick Upchurch and Otis Armstrong are the Bronco participants in the annual AFC-NFC Pro Bowl in Seattle, won by the AFC, 24-14. **JANUARY 31**—John Ralston resigns as Head Coach of the Denver Broncos. **FEBRUARY 1**—Robert (Red) Miller, a former Bronco assistant coach, is named as the team's eighth head coach. **FEBRUARY 7**—Former Bronco great Floyd Little is inducted into the Colorado Sports Hall of Fame. **APRIL 7**—In a Denver Post series by Irv Moss, it is revealed that the Broncos generated revenues of more than \$891,000 for the city of Denver in 10 home games in 1976, making the Broncos the top producer of revenue for the city of Denver among tenants of special events facilities. **JUNE 12**—Lyle Alzado is named winner of the National Football League Players Association's Byron (Whizzer) White Award as the group's Man of the Year. Rick Upchurch is honored at the same Chicago banquet as the NFL's top punt returner. **SEPTEMBER 18**—The Broncos open their season before a record crowd of 75,007 in Mile High Stadium, shutting out the St. Louis Cardinals, 7-0. **OCTOBER 16**—Pushing their season record to 5-0, the Broncos use seven interceptions and a touchdown pass to kicker Jim Turner to trounce the defending world champion Oakland Raiders, 30-7. **NOVEMBER 27**—In a showdown of the two best records in the NFL, the Broncos get a 73-yard interception return for a touchdown by Tom Jackson to dump Baltimore, 27-13, and run their record to 10-1. **DECEMBER 4**—With a 24-14 win at Houston the Broncos clinch a playoff berth, first in the club's history. Later in the day, the Broncos clinch the AFC Western Division championship when the Raiders fall to the Los Angeles Rams. **DECEMBER 18**—The Broncos lose to Dallas in the regular season finale, 14-6, but post the best record in the history of the franchise, 12-2, tied with Dallas for the best in the NFL. **DECEMBER 24**—Before the largest crowd ever to watch a sporting event in the state of Colorado, 75,011, the Broncos stop the Pittsburgh Steelers in the first round of playoff action, 34-21.

1978

JANUARY 1—"The miracle has happened," said KOA sports director Bob Martin. "The Broncos are going to the Super Bowl." In a hard-fought game at Mile High Stadium, the Broncos dethrone the Raiders, 20-17, for the AFC championship and a trip to the Super Bowl in New Orleans. **JANUARY 15**—"We'll be back" and "We love our Broncos" the Denver faithful chant as the Broncos fall to the Cowboys, 27-10, in the Super Bowl. **JANUARY 23**—Lyle Alzado, Randy Gradishar, Tom Jackson, Billy Thompson and Louis Wright represent the Broncos in the Pro Bowl, the largest Denver contingent in history. **MARCH**—Only 143 season tickets are not renewed, a new all-time low. **OCTOBER 29**—Broncos beat Seattle, 20-17 in overtime, becoming the first NFL team ever to participate in three overtime contests in one season. **DECEMBER 3**—Broncos win by 21-6 score at Oakland, holding the Raiders without a touchdown for the second time in the season, and moving within one game of AFC West crown. **DECEMBER 10**—Denver downs Kansas City, 24-3, winning second straight division championship, as QB Craig Morton goes 19-for-22 with 16 straight completions, both second best all-time NFL marks. **DECEMBER 30**—Denver loses in the playoffs to eventual Super Bowl champion Pittsburgh Steelers, 33-10.

HISTORICAL HIGHLIGHTS (Continued)

1979

JANUARY 29—Broncos are represented by an all-time high of seven players in the NFL Pro Bowl, including Lyle Alzado, Randy Gradishar, Tom Jackson, Riley Odoms, Bill Thompson, Rick Upchurch, and Louis Wright. **MARCH**—Only 161 season tickets are not renewed, virtually assuring the Broncos of their tenth straight sellout season. **OCTOBER 7**—Denver shuts out San Diego, 7-0, marking first time ever for Broncos to record two shutouts in one season. Denver had opened the campaign with 10-0 win over Cincinnati. **NOVEMBER 11**—Rick Upchurch becomes the all-time pro football record holder in career punt return yardage. He set the record vs. New England, surpassing the late Emlen Tunnell's total of 2,209 yards. Upchurch concluded 1979 play with 2,288 career punt return yards. **DECEMBER 17**—San Diego defeats Denver by a 17-7 margin on final Monday night game of the season, winning Western Division title in the process. However, Denver clinched a playoff berth for the third straight year. **DECEMBER 23**—Denver loses in wild card playoff game at Houston, 13-7.

1980

JANUARY 27—The Broncos are represented in the Pro Bowl game by Randy Gradishar, Tom Jackson, Rick Upchurch, and Louis Wright. **MARCH**—Only 146 season tickets are not renewed for 1980, virtually assuring the club of its 11th consecutive sellout campaign. **OCTOBER 5**—Randy Gradishar returns interception 93 yards for a touchdown vs. Cleveland, the longest such return in team history and the NFL's longest for 1980 season. **OCTOBER 13**—Fred Steinfort kicks 57-yard field goal, tying record for third-longest kick in NFL history.

1981

JANUARY—Fred Steinfort is named by Pro Football Weekly as that publication's Golden Toe Award winner for the 1980 season, having tied for the league lead with 26 field goals. **FEBRUARY 25**—At a news conference at the Broncos' complex, Edgar F. Kaiser, Jr. is introduced as the new owner of the Denver Broncos, having purchased the club from principal owners Gerald H. Phipps and Allan R. Phipps. **MARCH 10**—Grady Alderman is named new General Manager of the Broncos and Dan Reeves is named as the new Head Coach. **MARCH**—The Broncos are sold out for their 12th consecutive season. **SEPTEMBER**—Craig Morton throws four touchdown passes in each of two consecutive games, vs. Baltimore and San Diego, a first in franchise history. Wide receiver Steve Watson ties a team record with three touchdown receptions against the Colts on September 20. **NOVEMBER 22**—Watson catches a touchdown pass at Cincinnati to set a new team record with 13 TD catches in one season. **DECEMBER 20**—Watson gains 82 yards on receptions at Chicago, establishing a new Bronco single season mark with 1,244 reception yards. Individually, Morton set single season records for yards gained (3,213), yards passing (3,195), and average gain per play (8.37), while Watson led the AFC in reception yardage and in touchdown receptions (13).

1982

JANUARY 31—The Broncos are represented in the Pro Bowl game by Randy Gradishar, Bob Swenson, Bill Thompson, and Steve Watson. **MARCH**—Only 49 season ticket accounts have not been renewed for 1982, virtually assuring the Broncos of their 13th consecutive sellout season in Mile High Stadium. **SEPTEMBER 21**—The NFL Players Association begins the first regular season strike in NFL history, resulting in the cancellation of games for eight consecutive weeks. **DECEMBER 3**—Hein Poulus is named Vice President and General Manager of the Broncos. **DECEMBER 19**—Rick Upchurch returns a punt 78 yards for a touchdown against Kansas City to tie the all-time pro football record of eight career touchdowns on punt returns.

1983

JANUARY 3—Final NFL statistics show Rick Upchurch as the NFL's punt return leader with a 16.1 average and Luke Prestridge as the league's leading punter with a 45.0 mark. **FEBRUARY 6**—The Broncos are represented in the Pro Bowl game by Randy Gradishar, Luke Prestridge, and Rick Upchurch. **MARCH 15**—Only 89 season ticket accounts have not been renewed for 1983, virtually assuring the Broncos of their 14th consecutive sellout season in Mile High Stadium.

MISCELLANEOUS



Billy Bryan, named by his teammates as Denver's offensive most valuable player in 1982.

NATIONAL FOOTBALL LEAGUE

410 Park Ave., New York N.Y. 10022 (212) 758-1500

Commissioner Pete Rozelle
Executive Director Don Weiss
Treasurer Bill Ray
Counsel to Commissioner Jay Moyer
Director of Operations Jan Van Duser
Director of Public Relations Jim Heffernan
Director of Information Joe Browne
Director of Broadcasting Val Pinchbeck, Jr.
Director of Security Warren Welsh
Assistant Director of Security Charles R. Jackson
Director of Personnel Joel Bussert
Supervisor of Officials Art McNally
Assistant Supervisor of Officials Jack Reader
Assistant Supervisor of Officials Nick Skorich
Director of Special Events Jim Steeg
Assistant Director of Special Events Maxine Isenberg
Special Projects Manager Bill Granholm
Director of Player Relations Buddy Young
Auditor Tom Sullivan
Director of Office Services Wayne Rosen
Officiating Assistant Stu Kirkpatrick

AMERICAN FOOTBALL CONFERENCE

President Lamar Hunt, Kansas City Chiefs
Assistant to President Al Ward
Director of Information Fran Connors

NATIONAL FOOTBALL CONFERENCE

President George Halas, Chicago Bears
Assistant to President Joe Rhein
Director of Information Dick Maxwell

NFL PUBLIC RELATIONS DIRECTORS

AMERICAN FOOTBALL CONFERENCE

Baltimore—Walt Gutowski (301) 356-9600
Buffalo—L. Budd Thalman (716) 648-1800
Cincinnati—Al Heim (513) 621-3550
Cleveland—Kevin Byrne (216) 696-5555
Houston—Bob Hyde (713) 797-9111
Kansas City—Bob Sprenger (816) 924-9300
Los Angeles Raiders—Bill Glazier (213) 322-3451
Miami—Dick Horning (305) 576-1000
New England—Tom Hoffman (617) 543-7911
New York Jets—Frank Ramos (212) 421-6600
Pittsburgh—Joe Gordon (412) 323-1200
San Diego—Rick Smith (714) 280-2111
Seattle—Gary Wright (206) 827-9777

NATIONAL FOOTBALL CONFERENCE

Atlanta—Charlie Dayton (404) 688-8684
Chicago—Pat McCaskey (312) 663-5100
Dallas—Doug Todd (214) 369-8000
Detroit—Don Kremer (313) 335-4131
Green Bay—Lee Rempel (414) 494-2351
Los Angeles Rams—Pete Donovan (714) 535-7267
Minnesota—Merrill Swanson (612) 328-6500
New Orleans—Greg Suit (504) 525-0792
New York Giants—Ed Croke (212) 582-2010
Philadelphia—Jim Gallagher (215) 436-3517
St. Louis—Marty Igel (314) 421-0777
San Francisco—George Heddleston (415) 365-3420
Tampa Bay—Bob Best (813) 870-2700
Washington—Charlie Taylor (703) 471-9100

CHAMPIONSHIP PLAY

AFL-AFC TITLE GAMES

1982 Miami 14, New York Jets 0	1970 Baltimore 27, Oakland 17
1981 Cincinnati 27, San Diego 7	1969 Kansas City 17, Oakland 7
1980 Oakland 34, San Diego 27	1968 New York Jets 27, Oakland 23
1979 Pittsburgh 27, Houston 13	1967 Oakland 40, Houston 7
1978 Pittsburgh 34, Houston 5	1966 Kansas City 31, Buffalo 7
1977 Denver 20, Oakland 17	1965 Buffalo 23, San Diego 0
1976 Oakland 24, Pittsburgh 7	1964 Buffalo 20, San Diego 7
1975 Pittsburgh 16, Oakland 10	1963 San Diego 51, Boston 10
1974 Pittsburgh 24, Oakland 13	1962 Dallas 20, Houston 17 (OT)
1973 Miami 27, Oakland 10	1961 Houston 10, San Diego 3
1972 Miami 21, Pittsburgh 17	1960 Houston 24, Los Angeles 16
1971 Miami 21, Baltimore 0	

NFL-NFC TITLE GAMES

1982	Washington 34, Dallas 17
1981	San Francisco 28, Dallas 27
1980	Philadelphia 20, Dallas 7
1979	Los Angeles 9, Tampa Bay 0
1978	Dallas 28, Los Angeles 0
1977	Dallas 23, Minnesota 6
1976	Minnesota 24, Los Angeles 13
1975	Dallas 37, Los Angeles 7
1974	Minnesota 14, Los Angeles 10
1973	Minnesota 27, Dallas 10
1972	Washington 26, Dallas 3
1971	Dallas 14, San Francisco 3
1970	Dallas 17, San Francisco 10
1969	Minnesota 27, Cleveland 7
1968	Baltimore 34, Cleveland 0
1967	Green Bay 21, Dallas 17
1966	Green Bay 34, Dallas 27
1965	Green Bay 23, Cleveland 12
1964	Cleveland 27, Baltimore 0
1963	Chicago 14, New York Giants 10
1962	Green Bay 16, New York Giants 7
1961	Green Bay 37, New York Giants 0
1960	Philadelphia 17, Green Bay 13
1959	Baltimore 31, New York Giants 16
1958	Baltimore 23, New York Giants 17 (OT)
1957	Detroit 59, Cleveland 14
1956	New York Giants 47, Chicago 7
1955	Cleveland 38, Los Angeles 14
1954	Cleveland 56, Detroit 10
1953	Detroit 17, Cleveland 16
1952	Detroit 17, Cleveland 7
1951	Los Angeles 24, Cleveland 17
1950	Cleveland 30, Los Angeles 28
1949	Philadelphia 14, Los Angeles 0
1948	Philadelphia 7, Chicago Cardinals 0
1947	Chicago Cardinals 28, Philadelphia 21
1946	Chicago Bears 24, New York Giants 14
1945	Cleveland Rams 15, Washington 14
1944	Green Bay 14, New York Giants 7
1943	Chicago Bears 41, Washington 21
1942	Washington 14, Chicago Bears 6
1941	Chicago Bears 37, New York Giants 9
1940	Chicago Bears 73, Washington 0
1939	Green Bay 27, New York Giants 0
1938	New York Giants 23, Green Bay 17
1937	Washington 28, Chicago Bears 21
1936	Green Bay 21, Boston Redskins 6
1935	Detroit Lions 26, New York Giants 7
1934	New York Giants 30, Chicago Bears 13
1933	Chicago Bears 23, New York Giants 21

SUPER BOWL RESULTS

1982	Washington 27, Miami 17 at Pasadena
1981	San Francisco 26, Cincinnati 21 at Detroit
1980	Oakland 27, Philadelphia 10 at New Orleans
1979	Pittsburgh 31, Los Angeles 19 at Pasadena
1978	Pittsburgh 35, Dallas 31 at Miami
1977	Dallas 27, Denver 10 at New Orleans
1976	Oakland 32, Minnesota 14 at Pasadena
1975	Pittsburgh 21, Dallas 17 at Miami
1974	Pittsburgh 16, Minnesota 6 at New Orleans
1973	Miami 24, Minnesota 7 at Houston
1972	Miami 14, Washington 7 at Los Angeles
1971	Dallas 24, Miami 3 at New Orleans
1970	Baltimore 16, Dallas 13 at Miami
1969	Kansas City 23, Minnesota 7 at New Orleans
1968	New York Jets 16, Baltimore 7 at Miami
1967	Green Bay 33, Oakland 14 at Miami
1966	Green Bay 35, Kansas City 10 at Los Angeles

DENVER BRONCOS

1983 PRE-GAME AND HALFTIME SCHEDULE

DATE	GUEST PERFORMERS
August 5	- Blue Knights Drum and Bugle Corps
August 13	- Pueblo Pride City Band
August 20	- St. Vrain Valley Combined Bands
September 18	- Casper Troopers Drum and Bugle Corps
September 25	- Colorado State University Band
October 16	- University of Texas at El Paso Band
October 23	- University of Utah Band
October 30	- University of Wyoming Band
November 20	- Abilene Christian University Band
December 4	- Overland High School Band
December 11	- Thornton High School Band

DENVER BRONCOS 1983 ROAD HOTELS

Minnesota	Marriott-Bloomington	(612) 854-7441
Pittsburgh	Marriott Inn-Greentree	(412) 922-8400
Baltimore	Hilton Inn	
	(Reisterstown Road)	(301) 653-1100
Chicago	Marriott	(312) 836-6142
Houston	Stouffer's Greenway Plaza	(713) 629-1200
Seattle	Sheraton	(206) 621-9000
Los Angeles	Hyatt Regency-Broadway Plaza	(213) 683-1234
San Diego	Islandia Hyatt House	(619) 224-3541
Kansas City	Crown Center	(816) 474-4400

MILE HIGH STADIUM

Mile High Stadium, home of the Denver Broncos, once again was filled for every home date during the 1982 National Football League regular season. The Broncos brought their consecutive regular season sellout streak to 93 games and concluded 13 years of sellouts at Mile High Stadium.

Expansion of the stadium, begun in 1975, was completed for the 1977 season to give the Broncos the seventh largest home facility in the league.

Denver voters passed a \$25 million bond issue in 1974 to expand and improve the stadium from its capacity of 51,706 to 75,123. The stadium held 63,532 for the 1976 season, halfway through the project.

Making Mile High Stadium unique, however, is its movable east stands. The east stands move in a single section which, when fully extended, is in a horseshoe configuration for football. When the section is retracted, the stadium is in position for baseball.

The dynamics involved in the move are fascinating. First, bear in mind that the east stands section is a three-tiered structure, 535 feet long, 135 feet tall and 200 feet deep, weighing nearly nine million pounds. Second, the stands must be moved a distance of 145 feet.

How is it done? The answer, says DMJM-Phillips-Reister, the engineering-architectural firm in charge of the project, is water.

More than 90,000 square feet of runways serve as the operating surfaces over which the stands will move. Water is pumped onto the runways and form a .003 inch sheet upon which the stands rest. Hydraulic rams then push the stands forward at the rate of three feet per minute, making the move last somewhere around two hours.

Originally called Bears Stadium, the facility was built in 1948 for the Denver Bears of baseball's old Western League, with long-range plans to utilize it for football as well. When Denver became a charter member of the American Football League in 1959, the south stands (8,100 seats) and portable east stands (9,616 seats) were added to give a capacity of 34,657 for football.

After Denver voters turned down a stadium bond issue to build an all-purpose metropolitan stadium in 1967, a non-profit group began a fund-raising drive with the goal of purchasing the stadium for the city.

In February of 1968, the group bought the stadium from Rocky Mountain Empire Sports for \$1.8 million and presented it to the city of Denver. A 16,000-seat upper deck was immediately constructed over the west stands, raising the capacity to over 50,000 for the 1968 season. In December of 1968, the stadium was renamed Denver Mile High Stadium.



SCHEDULING

The Master NFL schedule, as it applies to the Denver Broncos (and also to the other AFC West teams) for 1984 is as follows:

EACH TEAM:

A. Home-and-home games with the four teams in the AFC West (Denver, Kansas City, Los Angeles Raiders, San Diego, and Seattle). Total: 8 games.

B. One game with teams #1-4 (referring to placings) in a division of the other conference. In 1984, this will be the NFC Central. Sites will depend upon order of finish within the divisions (see subsequent notes). This step does not apply to the fifth place team in the AFC West.

FIRST PLACE TEAM IN AFC WEST:

B. *Home: NFC Central #2 and NFC Central #4; Away: NFC Central #1 and NFC Central #3. Total: 4 games.

C. One game with each of the two other first place teams in the AFC and each of the two other fourth place teams in the AFC. Home: AFC East #1 and AFC Central #4; Away: AFC East #4 and AFC Central #1. Total: 4 games.

SECOND PLACE TEAM IN AFC WEST:

B. *Home: NFC Central #1 and NFC Central #3; Away: NFC Central #2 and NFC Central #4. Total: 4 games.

C. One game with each of the two other second place teams in the AFC and each of the two other third place teams in the AFC. Home: AFC East #3 and AFC Central #2; Away: AFC East #2 and AFC Central #3. Total: 4 games.

THIRD PLACE TEAM IN AFC WEST:

B. *Home: NFC Central #2 and NFC Central #4; Away: NFC Central #1 and NFC Central #3. Total: 4 games.

C. One game with each of the two other second place teams in the AFC and each of the two other third place teams in the AFC. Home: AFC East #4 and AFC Central #1; Away: AFC East #4 and AFC Central #1. Total: 4 games.

FOURTH PLACE TEAM IN AFC WEST:

B. *Home: NFC Central #1 and NFC Central #3; Away: NFC Central #2 and NFC Central #4. Total: 4 games.

C. One game with each of the two other first place teams in the AFC and each of the two other fourth place teams in the AFC. Home: AFC East #1 and AFC Central #4; Away: AFC East #4 and AFC Central #1. Total: 4 games.

FIFTH PLACE TEAM IN AFC WEST:

B. One game with each of teams #1-4 of the four-team division in the AFC. Home: AFC Central #2 and AFC Central #4; Away: AFC Central #1 and AFC Central #3. Total: 4 games.

C. Home-and-home games with the other fifth place team in the AFC. Home: AFC East #5; Away: AFC East #5. Total: 2 games.

D. One game with each of the fifth place teams in the NFC. Home: NFC Central #5; Away: NFC East #5. Total: 2 games.

*For interconference games between teams 1 through 4 in a division, sites will be assigned so that those teams will not play a second consecutive home or road game with the interconference opponents played in 1981, when the same divisions were last paired (AFC East-NFC East, AFC Central-NFC West, AFC West-NFC Central).

Note: A "proxy" team is a team which played a 5th place schedule in 1981. If this team finishes 1 through 4 in a division in 1983, it will inherit the site priorities from the team in the division that finishes 5th.

Broncos Radio Network

For the fourteenth consecutive season, Denver's 50-thousand watt station KOA (850) will serve as the flagship station for the Denver Broncos game broadcast network.

Bob Martin, radio voice of the Broncos since 1964, will again be calling the play-by-play account of the games, with Larry Zimmer, who joined the broadcast team in 1971, again doing the color commentary.

Martin was named Colorado Sportscaster of the Year for the fourteenth consecutive year in 1982.

The confirmed list of network stations is as follows:

COLORADO

KGIW Alamosa
KBOL Boulder
KLGT Breckenridge
KCMP Brush/Ft. Morgan
KRLN Canon City
KRDO Colorado Springs
KRAI Craig
KRSJ Durango
KCOL Fort Collins
KMTS Glenwood Springs
KREX Grand Junction
KFKA Greeley
KVLE Gunnison
KBZZ La Junta
KLMR Lamar
KLRR Leadville
KLMO Longmont
KUBC Montrose
KPAG Pagosa Springs
KZLO Pueblo
KVRH Salida
KBCR Steamboat Springs
KCRT Trinidad
KVM T Vail
KRQZ Wray
KJCO Yuma

ARIZONA

KCKY Coolidge

MONTANA

KBMY Billings

NEBRASKA

KMCX Ogallala

NEW MEXICO

KZIA Albuquerque

KENN Farmington

KOVO Gallup

KRSN Los Alamos

UTAH

KVNU Logan

WYOMING

KTWO Casper

KUUY Cheyenne

KODI Cody/Powell

KEVA Evanston

KMMZ Greybull

KSGT Jackson

KMER Kemmerer

KOVE Lander/Riverton

KOJO Laramie

KQSW Rock Springs

KTHE Thermopolis

MEDIA INFORMATION

The Broncos' media guide was prepared to assist in coverage of Denver's 1983 NFL season. Should additional materials, information, or services be required, contact:

CHARLIE LEE
Director of Public Relations

or

JIM SACCOMANO
Publicity Director

Denver Broncos, 5700 Logan Street, Denver, CO 80216

Telephones: Office—(303) 296-1982

Office (after 5 p.m.)—(303) 296-1263

Home: Charlie Lee—(303) 393-8061

Home: Jim Saccomano—(303) 288-1182

When making requests for working press credentials, please allow time for mailing. Press credentials are normally issued approximately 10 days before the game. Should transmission facilities be required, please arrange for same through local representatives.

WORKING PRESS: Admittance to the Broncos' press box is restricted to the **WORKING PRESS ONLY**. Credentials are marked with a row and seat number. Passes are non-transferable.

PHOTOGRAPHERS: Photographers are asked to take special note of the following conditions for use of press credentials, as set by the National Football League:

"This working credential is issued to an organization for the sole purpose of providing stadium access to an accredited individual who has a legitimate working function (media or game service) in connection with this game. It is non-transferable. Any unauthorized use of this credential subjects the bearer to ejection from the stadium and prosecution for criminal trespass.

Any secondary non-editorial use of any picture, film/tape or drawing of the game taken or made by the accredited organization or individual to whom this credential has been issued (including but not limited to use in advertising, sales promotion or merchandising) is prohibited without prior specific written approval of the National Football League. Additionally, television stations are prohibited from making available game film or tape to any other organization even though the planned use may be editorial in nature without advance written permission from the NFL or one of its member clubs. Such film or tape may be aired *only by the specific station or entity to whom this credential is issued*.

Television stations filming or taping NFL games recognize that any films or tapes may only be used in connection with a regularly scheduled television newscast *within a seven-day period* following the game and the film clip or taped portion of each such showing will not exceed *two (2) minutes* in length.

Additionally, television stations agree not to use more than *six (6) minutes* of filmed or taped "same-day" highlights from NFL games on any regularly scheduled news programs (i.e. no more than six minutes of highlights on Sunday night). This is the only exception to the two-minute limitation.

Television stations wishing to use NFL film or tape in any other manner must obtain written permission for such usage from the National Football League.

Acceptance of the credential constitutes agreement by the bearer and his organization to abide by the foregoing conditions. Thank you for your cooperation."

Sideline photo passes will be tightly controlled by the Public Relations Department and are generally limited to photographers shooting for a daily newspaper, wire service, or magazine of national circulation on specific assignment, or television station.

TELEPHONE SERVICE: Three telephones will be provided for the exclusive use of visiting team writers. Additional telephone service should be arranged with Mountain Bell in Denver. Please contact Verne Olsen of Mountain Bell at (303) 624-1628.

COPY TRANSMISSIONS: Services available and their Denver contacts are the following:

Western Union — George Gann, 915 17th St., Denver, Colorado 80202, telephone (303) 825-2115.

Amfax-Contact national office, 49 Pleasant St., South Weymouth, Mass., 02190, telephone (617) 337-3415.

RADIO-TELEVISION: In making requests for broadcast credentials, please specify requirements for spotters and/or statisticians.

CODE-A-PHONE: The Broncos' Code-A-Phone will be in operation after the club begins training camp at the University of Northern Colorado in Greeley. New entries, generally including an interview with a player or coach, will be made daily at approximately 6:00 p.m. This recorded interview service will continue throughout the season.

NOTES

...and the Denver Broncos
...to a winning 1983
...of exciting new
...both teams — John
...for the Broncos
...for Coors —
...by national media
...newsworthy, and
...into the forefront

...the media, teams and
...of luck in the
...from your favorite
...Community Affairs
...and Coors Sports

...the media, teams and
...of luck in the
...from your favorite
...Community Affairs
...and Coors Sports

...the media, teams and
...of luck in the
...from your favorite
...Community Affairs
...and Coors Sports

...the media, teams and
...of luck in the
...from your favorite
...Community Affairs
...and Coors Sports

NOTES

...and the Denver Broncos
...to a winning 1983
...of exciting new
...both teams — John
...for the Broncos
...for Coors —
...by national media
...newsworthy, and
...into the forefront

...the media, teams and
...of luck in the
...from your favorite
...Community Affairs
...and Coors Sports

...the media, teams and
...of luck in the
...from your favorite
...Community Affairs
...and Coors Sports

...the media, teams and
...of luck in the
...from your favorite
...Community Affairs
...and Coors Sports

...the media, teams and
...of luck in the
...from your favorite
...Community Affairs
...and Coors Sports

Coors and the Denver Broncos look forward to a winning 1983. With the addition of exciting new personnel for both teams — John Elway and others for the Broncos and Al Unser Jr. for Coors — future coverage by national media should be most newsworthy, and lift Denver sports into the forefront once again.

To all of the media, teams and players, the very best of luck in the 1983 NFL season from your friends in Coors Community Affairs Department and Coors Sports.



THE BEST OF THE ROCKIES IS YOURS™



Brought to You by Your
Friends at
Adolph Coors Company