



# DENVER BRONCOS

## 1984 MEDIA GUIDE



# Denver Broncos 1984 Media Guide

## Index

Attendance Marks .....	117
Biographies:	
Management .....	4
Head Coach .....	6
Assistant Coaches .....	7
Administration .....	11
Veteran Players .....	24
Draft Choices .....	71
Denver Broncos Youth/Randy Gradishar .....	159
Depth Chart (Preseason) .....	83
Directory .....	3
Draft Selections, 1960-84 .....	140
Game Summaries, 1983 .....	91
Halftime .....	162
Historical Highlights .....	153
Honors (Individual) .....	107
Hotels on the Road .....	162
How the Broncos Were Built .....	86
Last Time .....	103
Media Information .....	165
National Football League:	
1983 Standings .....	101
Personnel .....	160
Player Personnel Dates .....	100
NFC/AFC Championship History .....	161
Scheduling Formula .....	164
Offense and Defense Year by Year .....	118
One Game Superlatives, 1983 .....	82
Postseason Scores .....	110
Radio Network .....	164
Records:	
Individual .....	123
Top Performances .....	103
Team .....	131
Coaches .....	116
Individual vs. Broncos .....	137
Since Merger .....	115
Results:	
Regular Season, 1960-83 .....	108
Preseason, 1960-83 .....	111
1983 Season .....	78
Rosters:	
Veterans .....	84
All-Time Broncos .....	146
All-Time Coaches .....	116
Schedules:	
Broncos, 1984 .....	2
NFL Regular Season .....	20
Postseason and Preseason .....	23
Series Scores vs. Opponents .....	112
Stadium Information .....	163
Statistics:	
Individual .....	79
Team .....	79
Leaders Year by Year .....	119
Ticket Sales, 1960-83 .....	118
Trades .....	143

### ABOUT THE COVER:

The 1984 media guide cover represents the Denver Broncos' 25 years of professional football with an evolutionary drawing of Bronco uniforms and quarterbacks, with the team logo in the background. Pictured from top to bottom are Frank Tripucka (18), Mickey Slaughter (14), Steve Tensi (13), Charley Johnson (12), Craig Morton (7), and John Elway (7). Also shown is the Broncos' Silver Anniversary logo. The cover design is by National Football League Creative Services, with the illustration by Rick Farrell.

# SCHEDULE — 1984

## Regular Season

Sunday, Sept. 2	CINCINNATI, 2:00 p.m.
Sunday, Sept. 9	at Chicago, 12:00 Noon
Sunday, Sept. 16	at Cleveland, 9:00 p.m.
Sunday, Sept. 23	KANSAS CITY, 2:00 p.m.
Sunday, Sept. 30	LOS ANGELES RAIDERS, 2:00 p.m.
Sunday, Oct. 7	at Detroit, 1:00 p.m.
Monday, Oct. 15	GREEN BAY, 7:00 p.m.
Sunday, Oct. 21	at Buffalo, 1:00 p.m.
Sunday, Oct. 28	at Los Angeles Raiders, 1:00 p.m.
Sunday, Nov. 4	NEW ENGLAND, 2:00 p.m.
Sunday, Nov. 11	at San Diego, 1:00 p.m.
Sunday, Nov. 18	MINNESOTA, 2:00 p.m.
Sunday, Nov. 25	SEATTLE, 2:00 p.m.
Sunday, Dec. 2	at Kansas City, 12:00 Noon
Sunday, Dec. 9	SAN DIEGO, 2:00 p.m.
Saturday, Dec. 15	at Seattle, 1:00 p.m.

All Time Local at Game Site  
Home Games (Mile High Stadium) Capitalized

## Preseason

Saturday, Aug. 4	WASHINGTON, 7:00 p.m.
Saturday, Aug. 11	SAN FRANCISCO, 7:00 p.m.
Saturday, Aug. 18	COLTS, 7:00 p.m.
Friday, Aug. 24	at Atlanta, 8:00 p.m.

## The Denver Broncos

### Executive Offices

5700 Logan Street  
Denver, Colorado 80216  
Telephone: (303) 296-1982

### Ticket Office

Denver Mile High Stadium  
1900 Eliot Street  
Denver, Colorado 80204  
Telephone: (303) 433-7466

### Training Camp (through Aug. 16)

Lawrenson Hall  
University of Northern Colorado  
Greeley, Colorado 80639

# BRONCOS DIRECTORY

## ADMINISTRATION

President and Chief Executive Officer	Patrick D. Bowlen
Board of Directors	Patrick D. Bowlen (Chairman), John R. Adams, Timothy S. Borden, Bill Bowlen, John Bowlen, Jeff Harmon, Fred Hemmings, John Jagger
Assistant General Manager	John Beake
Treasurer	Robert M. Hurley
Director of Administration	Sandy Waters
Director of Public Relations	Charlie Lee
Ticket Manager	Gail Stuckey
Publicity Director	Jim Saccomano
Equipment Manager	Bill Harpole
Assistant Equipment Manager	Dan Bill
Head Athletic Trainer	Steve Antonopoulos
Assistant Trainer	Ed Seiler
Marketing Director	Joe Ellis
Director of Photography	Rusty Nail
Assistant Director of Photography	Mike Barker
Superintendent of Facilities	Ronnie Bill
Administrative Assistant to the President	Yolanda Saltus
Assistant Ticket Manager	Joan Baker
Accountants	Beverly Havens, Deb Christian
Receptionist	Wanda Moody
Secretaries	Jenny Anne Cary, Betty Combs, Pat Linder, Judy Rayl, Caroline Tu
Ticket Assistant	Bertie Mark
Data Processing Manager	Warren Kulik
Team Physicians	Dr. James P. McElhinney, Dr. Roger Greenberg

## COACHING STAFF

Head Coach	Dan Reeves (South Carolina, 1965)
Head Offensive Line	Marvin Bass (William and Mary, 1942)
Assistant Head Coach/Defense	Joe Collier (Northwestern, 1954)
Offensive Line	Alex Gibbs (Davidson, 1963)
Strength/Conditioning	I.J. Gorman (California State-Fullerton, 1979)
Defensive Line	Stan Jones (Maryland, 1953)
Linebackers	Myrel Moore (Cal-Davis, 1957)
Running Backs	Nick Nicolau (Southern Connecticut State, 1957)
Tight Ends/Special Teams	Fran Polsfoot (Washington State, 1950)
Wide Receivers	Mike Shanahan (Eastern Illinois, 1974)
Defensive Backs	Charlie West (UTEP, 1968)

## SCOUTING STAFF

Coordinator of College Scouting	Reed Johnson
Coordinator of Combine Scouting	Carroll Hardy
College Scouts	Ken Blair, Bill Daddio, Hugh Davidson, Scott Di Stefano, Jerry Frei, Ronnie Hill, Lide Huggins, George Karras, Bobby Marks, Bernie Reid

## MISCELLANEOUS

Stadium	Denver Mile High Stadium (75,100)
Stadium Ticket Office Address	1900 Eliot, Denver 80204
Broncos Administrative Offices	5700 Logan St., Denver 80216
Coaching Offices	5700 Lincoln Way, Denver 80216
Telephones	Administrative and Coaching Offices — 296-1982 Ticket Office and Stadium — 433-7466
Team Colors	Orange, Blue and White

## PRESIDENT AND CHIEF EXECUTIVE OFFICER

### PATRICK D. BOWLEN President and Chief Executive Officer



A new era in Denver Broncos history began on March 23, 1984 when Patrick D. Bowlen was introduced as the new majority owner of the National Football League team, which this year celebrates its 25th season in professional football.

Mr. Bowlen, 40, lives in Denver and is very active in the day to day operations of the Broncos.

Born in Prairie du Chien, Wis., he attended high school there and went on to the University of Oklahoma, where he earned degrees in both business (1965) and law (1968).

Mr. Bowlen has real estate and natural resource holdings in Alberta,

as well as real estate holdings in Colorado, Arizona, and California.

Mr. Bowlen is President and Director of Batoni-Bowlen Enterprises Ltd. and Bowlen Holdings Ltd., both of Edmonton, as well as Bowlen Holdings, Inc., which is a California firm. He is Chairman of the Board and Director of Hambledon Estates Limited.

In addition, he is President and Director of Landsea Oil and Gas Ltd., College Plaza Development Ltd., Renaissance Development Ltd., and B.B.M. Properties Ltd. Mr. Bowlen serves as a director for several firms, including Regent Drilling Limited of Edmonton.

An outstanding athlete in his own right, he is a triathlete—the triathlon is an event in which one must swim 2.4 miles, ride 112 miles on a bicycle, and run 26.2 miles, all consecutively—and most recently competed in the Ironman Triathlon in Hawaii this February, finishing 135th overall out of 1,100. He also has competed in the New York City Marathon, finishing in three hours and three minutes.

Mr. Bowlen is a member of several clubs and societies, including the Young Presidents' Organization, the Canadian and Edmonton Bar Associations, and the Law Society of Alberta.

In addition to his Denver home, he also maintains residences in Honolulu, Hawaii, and Edmonton, Alberta.




*Patrick D. Bowlen, new owner of the Broncos, answers questions from the media at his first Denver press conference on March 23.*



## HEAD COACH

### DAN REEVES Head Coach



Dan Reeves enters 1984 on the heels of his most challenging and successful season as the Denver Broncos' head coach having taken the club to a 9-7 record and a wild card playoff berth last year.

The Broncos overcame a rash of injuries and benefited from fine performances by many young players whom Reeves had retained after training camp, as the Denver mentor finished second to Seattle's Chuck Knox in the UPI American Football Conference Coach of the Year voting in 1983.

Reeves who enters his fourth season at the Broncos' helm in 1984, was the youngest coach in the National Football League when he assumed command of the club in 1981, guiding Denver to a 10-6 mark and barely missing a playoff berth in that inaugural campaign.

In the strike-shortened 1982 season Denver finished 2-7, so Reeves enters the coming year with a career record of 21-20.

Recognized as one of the most successful offensive coaches in the NFL, Reeves spent his earlier professional career, both as a player and as a coach, with the Dallas Cowboys. He was offensive coordinator for the Cowboys for three seasons, years when the Dallas offense was consistently at or near the top of the NFL.

Reeves had been a member of the Dallas coaching staff since 1970, when he undertook the difficult dual role of player-coach for two seasons. He was full-time offensive backfield coach in 1972, but spent the 1973 season in private business before rejoining the staff, again as backfield coach, in 1974.

In 1977, he took on the job of offensive coordinator where his duties included coaching the quarterbacks and wide receivers.

A native of Americus, GA. (1/19/44), Reeves began his pro career as a free agent running back in 1965. He had been a quarterback at the University of South Carolina as a college player and was inducted into South Carolina's Hall of Fame six years ago.


Reeves was an all-purpose offensive back during his eight seasons (1965-72) on the Dallas roster. He rushed for 1,990 yards and 25 TDs, and caught 129 passes for 1,693 yards and 17 TDs.

Because of his collegiate QB background, Reeves was also a respected halfback option passer, completing 30 such attempts for a pair of TDs during his career. In addition, he returned some kickoffs and punts along the way, and played in the NFL championship games of 1966, 1967, 1970, and 1971. He has played or coached in five Super Bowls.

Reeves and wife Pam are the parents of three children, daughters Dana (9/21/65) and Laura (9/19/70) and son Lee (11/4/67).

## ASSISTANT COACHES

### MARVIN BASS Head Offensive Line



With 40 years experience as a coach and administrator in college and pro football, Marvin Bass takes over as the Broncos' head offensive line coach in 1984, his third year on the Denver staff. He was a special assistant in his first two years with Denver.

Bass came to Denver from the Canadian Football League, where he had been defensive coordinator of the Calgary Stampeders from 1978-1981.

A native of Norfolk, Virginia who was an All-American at William and Mary in 1942, he elected to go into college coaching after graduation and joined the staff at his alma mater in 1944.

In addition to William and Mary, Bass coached on the college level at North Carolina, Georgia Tech, South Carolina, and the University of Richmond. While head coach at South Carolina Bass coached Dan Reeves, who was the starting quarterback for the Gamecocks.

On the pro level, he was on the Buffalo Bills staff from 1969-71 and spent two years with the Birmingham franchise in the World Football League, including one season as head coach (1975). After the WFL ceased operations Bass rejoined the Buffalo Bills, this time as Director of Pro Scouting from 1975-77, prior to moving to Calgary in 1978.

Marvin and his wife, Audrey, have one son, Randy, and two grandsons, Lee and Rhett.

### JOE COLLIER Assistant Head Coach/Defense



The senior member of the Denver Broncos' coaching staff, Joe Collier was promoted to the position of assistant head coach/defense prior to the 1982 campaign. Recognized as the mastermind of Denver's strong defensive unit, Collier begins his 16th season with the Broncos in 1983.

This is the 25th anniversary of the Broncos and the old American Football League, and Collier is one of only five original AFL coaches still active in the NFL. He is the only active coach who has spent all 25 years with AFL or AFC teams.

Collier was on Lou Saban's staff at Western Illinois from 1957 through 1959, then moved with Saban to the Boston Patriots in 1960-61, and on to Buffalo in 1962.

He served as head coach of the Bills in 1966-67-68, then rejoined Saban's staff with the Broncos in 1969.

Collier was an All-Big Ten selection as an end during his college days at Northwestern, and played in the Senior Bowl and the East-West Shrine game. Drafted by the New York Giants, he chose instead to spend the next two years in the Army, after which he joined the coaching ranks at Western Illinois.

Joe and his wife, Shirley, have three children, Julie, Lisa, and Joe.

## ALEX GIBBS

### Offensive Line

Alex Gibbs joins the Broncos as an offensive line coach in 1984, coming to Denver from the University of Georgia where he was the offensive line coach in 1982-83.

Prior to moving to Georgia, he was the offensive coordinator at Auburn from 1979-81, also working as the offensive line coach and as quarterback coach during his tenure there.

Gibbs also is a former offensive coordinator and line coach at Ohio State (1975-78), and he has held coaching positions at West Virginia (1973-74), Kentucky (1971-72), and Duke (1969-70).

He began his career as the head coach at Mount Airy (N.C.) High School from 1966-68, where his teams won three conference championships and two state titles.

A graduate of Davidson College in 1963, Gibbs earned his master's degree from the University of North Carolina in 1964.

Alex is married (Woo) and has five children, daughter Sandy and sons Steve, David, Chuck and Mark.



## I. J. GORMAN

### Strength/Conditioning

I. J. Gorman is in his second year as the Broncos' first fulltime strength/conditioning coach in 1984, having come to Denver from Principia College in Elash, Ill., where he was the assistant coach in charge of the defensive line and special teams in 1981-82.

Prior to joining Principia staff, he served as assistant coach and was in charge of the strength/conditioning program at Anaheim (Calif.) High School and Fullerton Junior College.

From 1971 to 1975, Gorman worked with two of the top coaches in the country in the field of strength and conditioning, Bob Ward of the Dallas Cowboys and Russ Snipp, an Olympic Gold Medal winner in weight lifting.

Gorman has a degree in physical education from Cal State-Fullerton and is working on a master's degree in sports psychology at the University of Colorado. I. J. and his wife, China, make their home in the Denver area.



## STAN JONES

### Defensive Line

One of the leading linemen in the National Football League in his playing days, Stan Jones is marking his 31st consecutive year in pro football in 1984.

This is the 14th season as defensive line coach of the Broncos for Jones, who is on his second tour of duty in the Mile High City.

Jones served on the Bronco staff under Lou Saban from 1967 to 1971,



spent the next four years with Saban in Buffalo, then rejoined the Broncos in 1976.

Jones was an All-American tackle at Maryland in 1953 and was named the nation's Lineman of the Year. In 1977, he was named to the Atlantic Coast Conference's 25-year All-Star team. He has been honored by the Maryland Alumni Association as Man of the Year, and is a member of Pennsylvania's Sports Hall of Fame.

He played 12 years with the Chicago Bears and one with the Washington Redskins, gaining All-Pro honors as an offensive guard four times and appearing in seven Pro Bowls.

Stan and his wife, Darlis, have a daughter, Sherrie, and two sons, Kevin and Tony.

## MYREL MOORE

### Linebackers

Myrel Moore will be in his ninth season on the Denver Broncos' coaching staff in 1984, and this campaign will mark his seventh as the club's linebacker coach. He coached the linebackers last year after having rejoined the Broncos as an offensive line coach in 1982.

His previous stint in Denver came from 1972-77. Moore coached the offensive line and special teams in 1972, then took over as linebacker coach the following year.

He was a tight end and linebacker at the University of California-Davis from 1954-56 and played defensive back for the Washington Redskins in 1957-58 before beginning his coaching career.

Moore joined the staff at Santa Ana JC in 1959 and became head coach in 1963 before moving on to the University of California, where he coached from 1964-71.

He was on the Oakland Raiders' staff in 1978-79 before returning to the Broncos as a scout in 1981.

Myrel is married (Sondra) and has four children, daughters Michelle, Meagan, and Mayce, and a son Michael.



## NICK NICOLAU

### Running Backs

Nick Nicolau once again will coach Bronco running backs this year, having assumed that role in 1982 after joining the club as a special assistant the previous season.

A veteran of 26 years as a coach on every level—high school, small college, major college, and both the NFL and Canadian Football League—Nicolau came to Denver from the New Orleans Saints, where he coached in 1980.

He was Director of Player Personnel and running back coach at Montreal (CFL) in 1978-79, with the Alouettes winning the conference championship and playing in the Grey Cup both years.

Nicolau was a running back at Southern Connecticut State College and began his coaching career there in 1960 after coaching in high school for two years.

Nick graduated from Southern Connecticut after serving in the United States Marine Corps. He went on to earn a master's degree from Indiana University and a doctorate from Springfield College.

Nicolau and his wife Eleanor have four daughters, Tracy, Shari, Vickie, and Wendy, and two sons, Duane and Randy.



## FRAN POLSFOOT

### Tight Ends/Special Teams

This season marks Fran Polsfoot's 23rd as a coach in the NFL and his eighth as a member of the Bronco staff. Polsfoot will coach both tight ends and special teams again in 1984. He coached all the receivers for his first four seasons in Denver.

He has been in the pro ranks since 1962 when he began a six-year hitch with the St. Louis Cardinals, following that as a member of the Houston Oilers' staff from 1968-71.

Polsfoot spent the next three years with the Cleveland Browns before rejoining the Oilers for 1975-76.

A native of Montesano, Washington, Polsfoot is a graduate of Washington State, where he played end for the Cougars.

He played pro football with the Chicago Cardinals from 1950-52 and with the Washington Redskins in 1953, earning a berth in the NFL's second annual Pro Bowl game following the 1951 season.

Fran and his wife, Mary, have a daughter Sally, and a son, Tom.



## MIKE SHANAHAN

### Wide Receivers

Mike Shanahan is in his first season as the Denver Broncos' wide receivers coach, having come to the club from the University of Florida, where he was the offensive coordinator and assistant head coach in 1983.


Shanahan had been Florida's offensive coordinator since 1980, and last year the Gators set an NCAA offensive record with 4,540 total yards, producing a 9-2-1 mark. Starting quarterback Wayne Peace set a national mark under Shanahan's tutelage, completing 70.7 percent of his passes.

A native of Oak Park, Ill., Shanahan graduated from Eastern Illinois in 1974 and earned a master's degree there in 1975.

He began his coaching career at Oklahoma in 1975-76, serving as an offensive backfield and receivers coach for the Sooners.

Shanahan was Northern Arizona's offensive backfield coach in 1977 and served as offensive coordinator at Eastern Illinois in 1978 and at Minnesota in 1979.

Mike and his wife, Peggy, have two children, son Kyle and daughter Krystal, and the family makes its home in Aurora.



## CHARLIE WEST

### Defensive Backs

Charlie West, who concluded his NFL playing career as a Bronco defensive back in 1978-79, is in his second year as the club's defensive backfield coach in 1984.

West came to Denver from the University of California, where he coached outside linebackers and coordinated special teams in 1982. He spent the previous season as the defensive backfield coach at Macalester College in St. Paul, Minn.

He had a 12-year NFL career that began with Minnesota from



1968-73 and continued with Detroit from 1974-77 before West was traded to the Broncos.

A second-round draft choice from the University of Texas at El Paso, West won 10 letters at UTEP, where he was one of that school's greatest athletes, and was named All-America by The Sporting News.

He has the unique distinction of also having played professional baseball, spending the 1968 baseball season in the Cincinnati Reds organization as an outfielder.

Charlie and his wife, Barbara, have two children, son Michael and daughter Sandra.

## ADMINISTRATION

### JOHN BEAKE

#### Assistant General Manager

This marks John Beake's sixth season as a member of the Denver Broncos and his first as the club's Assistant General Manager. His primary responsibility is player negotiations.

John was the Broncos' Director of Football Operations last year and previously was the club's Director of Player Personnel for two seasons, having served as the Director of Pro Personnel for his first two years in Denver.

An assistant coach for the Kansas City Chiefs from 1968 through 1974, John was the offensive backfield coach for the New Orleans Saints in 1976-77.

On the college level, he coached at Penn State in 1961-62 and was the offensive coordinator at Colorado State University in 1975. John coached on the high school level for six years prior to joining the Penn State staff in 1961.

He has a degree from Trenton State College in New Jersey and a master's degree from Penn State.

John and his wife, Marcia, have three children, Jerilyn, Chip, and Christopher, and the family makes its home in Fort Collins.



### ROBERT M. HURLEY

#### Treasurer

Robert M. (Bob) Hurley was promoted to the position of club Treasurer in 1981, after having served as the Broncos' accountant from 1977 through 1980.

In his position as the organization's Treasurer, Hurley oversees all financial activities of the Denver Broncos.

A fifth generation native of Denver, Hurley graduated from Regis High School and the University of Colorado, where he received a BS degree in finance. Before joining the Broncos he served as a Corporate Development Officer and National Loan Officer at the First National Bank of Denver.

Bob and his wife, Sallie, are the parents of three children, sons Ryan and Daniel, and daughter Erin, and the family lives in Denver.





## SANDY WATERS

### Director of Administration

Alexander (Sandy) Waters is in his third year with the Denver Broncos and his second as Director of Administration.

Waters came to the Broncos as Business Manager in 1982, a veteran of 22 years experience with The Kaiser Companies.

He is responsible for pensions, insurance and benefits, equipment, facilities, purchasing, office services, and traffic for the NFL club.

His prior experience included work in the planning and implementation of operations, administration, budget development, and personnel management for the Kaisers.

Waters attended Oakland City College and the University of California at Berkeley.

Sandy and his wife, Connie, are the parents of two sons, Colin and Brian.



## CHARLIE LEE

### Director of Public Relations

Now in his third year as Director of Public Relations is Charlie Lee, who joined the Broncos in 1981 as the team's running back coach.

Charlie came to Denver from the University of Texas at Austin, where he tutored the Longhorns' wide receivers from 1977-80.

Prior to his experience at Texas, Lee coached at Arizona from 1974-76 and at Northwest Missouri State in 1973.

He began his coaching career as a highly successful prep coach in football and track at Kansas City (Missouri) Central High School for five years. His track teams won five consecutive state titles.

Lee was a leading scorer and rusher at Northern Arizona, and twice earned honorable mention to the Little All-America teams. He is a 1968 graduate of Northern Arizona with a BS degree in education and is completing a master's degree in secondary school administration.

Charlie has a son, Charles, Jr.



## REED JOHNSON

### Coordinator of College Scouting

Reed Johnson, who enters his fourth season with the Denver Broncos in 1984, is the Coordinator of College Scouting for the NFL club and as such is in charge of Denver's entire scouting program.

He came to Denver as special teams coach in 1981 and served as Coordinator of Pro Scouting in 1982.

Johnson spent eight years as a scout for the Dallas Cowboys before coming to Denver. Prior to his stint with Dallas, he was an assistant



coach on the college level at New Mexico, Oklahoma State, and Tulsa.

A graduate of the University of Colorado, Johnson played in the Buffaloes' defensive backfield for four years and was a member of the school's Big Eight championship team in 1961.

He coached high school football in Texas for five seasons, including four at Highland Park High School in Dallas, where Johnson himself had played on a state championship team in 1957.

Reed has two daughters, Jill, 21, and Holly, 19. He and his wife Peggy reside in Denver.

## GAIL STUCKEY

### Ticket Manager

Gail Stuckey begins his 10th season as the Broncos' Ticket Manager in 1984.

A San Diego native, he joined the Broncos in 1975 after serving ten years as assistant ticket manager for the San Diego Chargers. He began his tenure with the Chargers in 1965.

Stuckey attended San Diego State University, where he played baseball and basketball, and he is a veteran of a four-year stint in the United States Air Force, stationed in Germany.

Gail and his wife, Pat, have two daughters, Lynette and Gail Rene.



## JIM SACCOMANO

### Publicity Director

Denver native Jim Saccomano is in his seventh year as a member of the Denver Broncos organization and his fifth as Publicity Director.

He is a graduate of Metropolitan State College in Denver and has a master's degree in journalism from the University of Colorado.

Prior to joining the Broncos, Saccomano worked for three seasons as Director of Public Relations for the Denver Bears baseball team, and also spent four years in Denver broadcasting as a sports reporter. He is a veteran of the United States Army.

Saccomano is a member of the board of directors of the Colorado Sports Hall of Fame and serves on the Denver Chamber of Commerce Metro Sports Committee.

Jim and his wife, Jo Ann, have two children, Jennifer and Jeff, and reside in Adams County.






## BILL HARPOLE

### Equipment Manager

This marks the sixth year in the Denver Broncos organization and second as Equipment Manager for Denver native Bill Harpole.

a 1978 graduate of Colorado State University, Harpole served the club in a number of capacities prior to his most recent appointment, including work as an assistant in both the equipment and photography departments.

Bill is single and resides in Denver.



## STEVE ANTONOPULOS

### Head Athletic Trainer

Now in his fourth year as Head Athletic Trainer is Steve Antonopoulos, who was Director of Rehabilitation in 1980 and the Broncos' Assistant Trainer for four years previously. This is his ninth year with the team.

Antonopoulos came to the Broncos from Fort Hays (Kansas) State, where he was the head athletic trainer and an instructor in the physical education department for three years.

A Hugo, Colorado native, Antonopoulos holds bachelor's and master's degrees from the University of Northern Colorado in Greeley.

He is a past president of the Colorado Athletic Trainers Association and is on the executive committee of the Professional Football Trainers Society, as well as serving on the research and injury committee of the National Athletic Trainers Association.

Steve and his wife, Kathy, have three children, Nick, Matt, and Kristi, and the family resides in Arvada.



## JOE ELLIS

### Marketing Director

Joe Ellis is in his second year as Marketing Director for the Denver Broncos organization.

Ellis serves the club in all areas of promotion and marketing and is the editor of "GameDay", the souvenir program sold at all Denver Broncos home games.

A native of Lincoln, Massachusetts, Ellis graduated from Colorado College in 1980.

Joe is single and lives in Denver.



## RUSTY NAIL

### Director of Photography

Now in his sixth year as the Denver Broncos' Director of Photography, Rusty Nail is in charge of the club's entire film department. This includes the filming of all Bronco games and practice sessions, as well as film processing and editing.

Nail's prior experience takes in five years of handling the film work of the Kansas City Chiefs, as well as two years spent in television handling a variety of free lance film projects.

A native of Fayetteville, Arkansas, Nail is a graduate of the Winona School of Professional Photography.

Rusty and his wife, Peggy, have three daughters, Katie, Diana, and Sally, and live in Longmont.



## CARROLL HARDY

### Coordinator of Combine Scouting and Area Scout

Carroll Hardy, the Coordinator of Combine Scouting and an area scout for the Broncos, begins his 21st year with the club in 1984.

A 10-letter winner at the University of Colorado, Hardy is considered one of the greatest athletes ever in the state of Colorado.

He played pro football for the San Francisco 49ers and major league baseball with the Cleveland Indians, Boston Red Sox, Houston Astros, and Minnesota Twins, in 1960 earning a niche in sports history by becoming the only man ever to pinch hit for Ted Williams.

A native of South Dakota, Hardy is a member of the Sports Halls of Fame in both South Dakota and Colorado.

Carroll and his wife, Janice, have three children, Jay, Jill, and Lisa, and make their home in Boulder.



## RONNIE BILL

### Superintendent of Facilities

This season marks Ronnie Bill's 24th as a member of the Denver Broncos organization and his fifth as the Superintendent of Facilities. As such, he is responsible for the team's entire physical plant, including maintenance of the buildings and practice fields which make up the Broncos' complex.

Most of Bill's tenure with the club was spent as Assistant Equipment Manager. He worked for the Denver Bears baseball team for three years before the Broncos began operation.

He is a Denver native and a graduate of Denver North High School.

Ronnie and his wife, Myrna, have a son, Jerry, and live in Wheat Ridge.



**WARREN KULIK**  
Data Processing Manager

Warren Kulik joined the Broncos in November of 1983 as the Data Processing Manager. He is in charge of all computer operations for the club, a job which includes everything from scouting information to general accounting.

Kulik has 14 years of experience in the computer software field and prior to his appointment with the Broncos served as Vice President of Timberline Consulting, a Denver-based software company.

A native of Cleveland, Ohio, Kulik was a high school classmate of Bronco linebacker Tom Jackson.

Warren and his wife, Nancy, reside in Conifer, Colorado.



**ADMINISTRATIVE STAFF**



**Ed Seiler**  
Assistant Trainer



**Dan Bill**  
Assistant Equipment  
Manager



**Mike Barker**  
Assistant Director  
of Photography



**Yolanda Saltus**  
Administrative  
Assistant to  
President



**Betty Combs**  
Secretary to  
Head Coach



**Joan Baker**  
Assistant Ticket  
Manager



**Debbie Christian**  
Accountant



**Beverly Havens**  
Accountant



**Judy Rayl**  
Secretary to  
Assistant General  
Manager



**Pat Linder**  
Secretary to  
Assistant Coaches/  
Films



**Caroline Tu**  
Public Relations  
Secretary



**Jenny Anne Cary**  
Scouting Secretary



**Wanda Moody**  
Receptionist



**Bertie Mark**  
Ticket Assistant

## SCOUTS



**Ken Blair**  
Midwest



**Bill Daddio**  
Midwest




**Hugh Davidson**  
Rocky Mountains-  
West



**Scott DiStefano**  
Rocky Mountains-  
Southwest



**Jerry Frei**  
West



**Ronnie Hill**  
Rocky Mountains-  
Southwest



**Lide Huggins**  
South



**George Karras**  
East




**Bobby Marks**  
South



**Bernie Reid**  
Midwest-East

## THE 1984 SEASON



*Louis Wright, who was named All-NFL and earned Pro Bowl honors for the fourth time in 1983.*

## 1984 NFL SCHEDULE

### SUNDAY, SEPTEMBER 2 (First Weekend)

Atlanta at New Orleans, Cincinnati at Denver, Cleveland at Seattle, Kansas City at Pittsburgh, Los Angeles Raiders at Houston, Miami at Washington, New England at Buffalo, New York Jets at Colts, Philadelphia at New York Giants, St. Louis at Green Bay, San Diego at Minnesota, San Francisco at Detroit, Tampa Bay at Chicago.

### MONDAY, SEPTEMBER 3

Dallas at Los Angeles Rams.

### THURSDAY, SEPTEMBER 6 (Second Weekend)

Pittsburgh at New York Jets.

### SUNDAY, SEPTEMBER 9

Buffalo at St. Louis, Cleveland at Los Angeles Rams, Colts at Houston, Dallas at New York Giants, Denver at Chicago, Detroit at Atlanta, Green Bay at Los Angeles Raiders, Kansas City at Cincinnati, Minnesota at Philadelphia, New England at Miami, San Diego at Seattle, Tampa Bay at New Orleans.

### MONDAY, SEPTEMBER 10

Washington at San Francisco.

### SUNDAY, SEPTEMBER 16 (Third Weekend)

Atlanta at Minnesota, Chicago at Green Bay, Cincinnati at New York Jets, Denver at Cleveland, Detroit at Tampa Bay, Houston at San Diego, Los Angeles Raiders at Kansas City, Los Angeles Rams at Pittsburgh, New Orleans at San Francisco, New York Giants at Washington, Philadelphia at Dallas, St. Louis at Colts, Seattle at New England.

### MONDAY, SEPTEMBER 17

Miami at Buffalo.

### SUNDAY, SEPTEMBER 23 (Fourth Weekend)

Chicago at Seattle, Colts at Miami, Green Bay at Dallas, Houston at Atlanta, Kansas City at Denver, Los Angeles Rams at Cincinnati, Minnesota at Detroit, New York Jets at Buffalo, Pittsburgh at Cleveland, St. Louis at New Orleans, San Francisco at Philadelphia, Tampa Bay at New York Giants, Washington at New England.

### MONDAY, SEPTEMBER 24

San Diego at Los Angeles Raiders.

### SUNDAY, SEPTEMBER 30 (Fifth Weekend)

Atlanta at San Francisco, Buffalo at Colts, Cleveland at Kansas City, Dallas at Chicago, Detroit at San Diego, Green Bay at Tampa Bay, Los Angeles Raiders at Denver, Miami at St. Louis, New England at New York Jets, New Orleans at Houston, New York Giants at Los Angeles Rams, Philadelphia at Washington, Seattle at Minnesota.

### MONDAY, OCTOBER 1

Cincinnati at Pittsburgh.

### SUNDAY, OCTOBER 7 (Sixth Weekend)

Atlanta at Los Angeles Rams, Denver at Detroit, Houston at Cincinnati, Miami at Pittsburgh, Minnesota at Tampa Bay, New England at Cleveland, New Orleans at Chicago, New York Jets at Kansas City, Philadelphia at Buffalo, St. Louis at Dallas, San Diego at Green Bay, Seattle at Los Angeles Raiders, Washington at Colts.

### MONDAY, OCTOBER 8

San Francisco at New York Giants.

### SUNDAY, OCTOBER 14 (Seventh Weekend)

Buffalo at Seattle, Chicago at St. Louis, Cincinnati at New England, Colts at Philadelphia, Dallas at Washington, Houston at Miami, Los Angeles Rams at New Orleans, Minnesota at Los Angeles Raiders, New York Giants at Atlanta, New York Jets at Cleveland, Pittsburgh at San Francisco, San Diego at Kansas City, Tampa Bay at Detroit.

### MONDAY, OCTOBER 15

Green Bay at Denver.

### SUNDAY, OCTOBER 21 (Eighth Weekend)

Chicago at Tampa Bay, Cleveland at Cincinnati, Denver at Buffalo, Detroit at Minnesota, Kansas City at New York Jets, Los Angeles Raiders at San Diego, Miami at New England, New Orleans at Dallas, New York Giants at Philadelphia, Pittsburgh at Colts, San Francisco at Houston, Seattle vs. Green Bay at Milwaukee, Washington at St. Louis.

### MONDAY, OCTOBER 22

Los Angeles Rams at Atlanta.

### SUNDAY, OCTOBER 28 (Ninth Weekend)

Atlanta at Pittsburgh, Buffalo at Miami, Cincinnati at Houston, Colts at Dallas, Denver at Los Angeles Raiders, Detroit at Green Bay, Minnesota at Chicago, New Orleans at Cleveland, New York Jets at New England, St. Louis at Philadelphia, San Francisco at Los Angeles Rams, Tampa Bay at Kansas City, Washington at New York Giants.

### MONDAY, OCTOBER 29

Seattle at San Diego.

### SUNDAY, NOVEMBER 4 (Tenth Weekend)

Cincinnati at San Francisco, Cleveland at Buffalo, Green Bay at New Orleans, Houston at Pittsburgh, Kansas City at Seattle, Los Angeles Rams at St. Louis, Miami at New York Jets, New England at Denver, New York Giants at Dallas, Philadelphia at Detroit, San Diego at Colts, Tampa Bay at Minnesota.

### MONDAY, NOVEMBER 5

Atlanta at Washington.

### SUNDAY, NOVEMBER 11 (Eleventh Weekend)

Buffalo at New England, Chicago at Los Angeles Rams, Colts at New York Jets, Dallas at St. Louis, Denver at San Diego, Detroit at Washington, Houston at Kansas City, Minnesota vs. Green Bay at Milwaukee, New Orleans at Atlanta, New York Giants at Tampa Bay, Philadelphia at Miami, Pittsburgh at Cincinnati, San Francisco at Cleveland.

### MONDAY, NOVEMBER 12

Los Angeles Raiders at Seattle.



### SUNDAY, NOVEMBER 18 (Twelfth Weekend)

Cleveland at Atlanta, Dallas at Buffalo, Detroit at Chicago, Kansas City at Los Angeles Raiders, Los Angeles Rams vs. Green Bay at Milwaukee, Miami at San Diego, Minnesota at Denver, New England at Colts, New York Jets at Houston, St. Louis at New York Giants, Seattle at Cincinnati, Tampa Bay at San Francisco, Washington at Philadelphia.

### MONDAY, NOVEMBER 19

Pittsburgh at New Orleans.

### THURSDAY, NOVEMBER 22 (Thirteenth Weekend) (THANKSGIVING DAY)

Green Bay at Detroit, New England at Dallas.

### SUNDAY, NOVEMBER 25

Atlanta at Cincinnati, Buffalo at Washington, Chicago at Minnesota, Colts at Los Angeles Raiders, Houston at Cleveland, Kansas City at New York Giants, Los Angeles Rams at Tampa Bay, Philadelphia at St. Louis, San Diego at Pittsburgh, San Francisco at New Orleans, Seattle at Denver.

### MONDAY, NOVEMBER 26

New York Jets at Miami.

### THURSDAY, NOVEMBER 29 (Fourteenth Weekend)

Washington at Minnesota.

### SUNDAY, DECEMBER 2

Cincinnati at Cleveland, Colts at Buffalo, Dallas at Philadelphia, Denver at Kansas City, Detroit at Seattle, Los Angeles Raiders at Miami, New Orleans at Los Angeles Rams, New York Giants at New York Jets, Pittsburgh at Houston, St. Louis at New England, San Francisco at Atlanta, Tampa Bay at Green Bay.

### MONDAY, DECEMBER 3

Chicago at San Diego.

### SATURDAY, DECEMBER 8 (Fifteenth Weekend)

Buffalo at New York Jets, Minnesota at San Francisco.

### SUNDAY, DECEMBER 9

Atlanta at Tampa Bay, Cincinnati at New Orleans, Cleveland at Pittsburgh, Green Bay at Chicago, Houston at Los Angeles Rams, Miami at Colts, New England at Philadelphia, New York Giants at St. Louis, San Diego at Denver, Seattle at Kansas City, Washington at Dallas.

### MONDAY, DECEMBER 10

Los Angeles Raiders at Detroit.

### FRIDAY, DECEMBER 14 (Sixteenth Weekend)

Los Angeles Rams at San Francisco.

### SATURDAY, DECEMBER 15

Denver at Seattle, New Orleans at New York Giants.

### SUNDAY, DECEMBER 16

Buffalo at Cincinnati, Chicago at Detroit, Cleveland at Houston, Colts at New England, Green Bay at Minnesota, Kansas City at San Diego, New York Jets at Tampa Bay, Philadelphia at Atlanta, Pittsburgh at Los Angeles Raiders, St. Louis at Washington.

### MONDAY, DECEMBER 17

Dallas at Miami.

## POSTSEASON

**Sunday, December 23** — AFC and NFC First Round Playoffs (NBC and CBS). **Saturday, December 29** — AFC and NFC Divisional Playoffs (NBC and CBS). **Sunday, December 30** — AFC and NFC Divisional Playoffs. (NBC and CBS). **Sunday, January 6** — AFC and NFC Championship Games (NBC and CBS). **Sunday, January 20** — Super Bowl XIX at Stanford Stadium, Palo Alto, California (ABC). **Sunday, January 27** — AFC-NFC Pro Bowl, Honolulu, Hawaii (ABC).

## 1984 NFL PRESEASON SCHEDULE

**Saturday, July 28:** Hall of Fame Game Seattle vs. Tampa Bay, Canton, Ohio (ABC-TV).

### FIRST WEEK

**Saturday, August 4:** Atlanta at Minnesota, Buffalo at Seattle, Cincinnati at New York Jets, Colts at Miami, Green Bay at Dallas, Houston at Tampa Bay, Los Angeles Raiders at San Francisco, Los Angeles Rams at San Diego, New Orleans at Kansas City, New York Giants at New England, Philadelphia at Detroit, Pittsburgh at Cleveland, St. Louis at Chicago, Washington at Denver.

### SECOND WEEK

**Saturday, August 11:** Atlanta at New Orleans, Chicago at Green Bay, Cincinnati at Tampa Bay, Dallas at San Diego, Kansas City at St. Louis, Los Angeles Raiders at Washington, Miami at Minnesota, New England at Buffalo, New York Giants at Colts, New York Jets at Houston, Philadelphia at Pittsburgh, San Francisco at Denver, Seattle at Detroit. **Monday, August 13:** Cleveland at Los Angeles Rams.


### THIRD WEEK

**Thursday, August 16:** Pittsburgh at Dallas. **Friday, August 17:** New England at Washington, St. Louis at Seattle. **Saturday, August 18:** Cincinnati at Chicago, Cleveland at Kansas City, Colts at Denver, Detroit at Buffalo, Green Bay at Los Angeles Rams, Miami at Los Angeles Raiders, New Orleans at Houston, New York Jets at New York Giants, Philadelphia at Minnesota, San Francisco at San Diego, Tampa Bay at Atlanta.

### FOURTH WEEK

**Thursday, August 23:** Cleveland at Philadelphia, San Diego at Los Angeles Rams. **Friday, August 24:** Denver at Atlanta, Detroit at Cincinnati, Kansas City at New England, Miami at Tampa Bay, Minnesota at St. Louis, New York Jets at Los Angeles Raiders, Seattle at San Francisco, Washington at New Orleans. **Saturday, August 25:** Colts at Green Bay, Houston at Dallas, Pittsburgh at New York Giants. **Sunday, August 26:** Chicago vs. Buffalo at Indianapolis.

## VETERAN PLAYER PROFILES



Linebacker Tom Jackson, who in 1983 was named by his teammates as Denver's most inspirational player for the third straight season.

## NO. 74 JERRY EUGENE BAKER

*Nose Tackle*



**Birthdate**—March 6, 1960  
**Birthplace**—Fort Meade, Fla.  
**Residence**—Fort Meade, Fla.  
**How Acquired**—FA, 1983  
**College**—Tulane  
**High School**—Fort Meade HS, Fort Meade, Fla.  
**Height**—6-2  
**Weight**—297  
**Pro Year**—2nd  
**Year with Broncos**—2nd

Jerry Baker will be moved to nose tackle in 1984 after having spent his rookie campaign as a backup offensive tackle. Baker was on the roster all year and saw action in five games. A defensive player in college, he is being moved to defense because of a lack of depth at nose tackle and because Bronco coaches feel they have an adequate number of young players in the offensive line. He can bench press 425 pounds and squat lift 750 pounds.

**COLLEGE:** Jerry was a member of the 1982 All-American strength and conditioning team. He lettered at Tulane in 1981-82 after transferring from Marion Military Institute, where he played in 1980. He began his college career at Coffeyville JC. Jerry was a physical education major at Tulane.

**PERSONAL:** Jerry is single and makes his off-season home in his native Fort Meade, Fla., where he earned two prep letters in basketball and one in football at Fort Meade HS. He rushed for 1,500 yards and 17 touchdowns as a prep fullback. Jerry has an uncle, Frank Baker, who played professional baseball, and lists basketball and jogging as his primary hobbies.

### Professional Record

**GAMES PLAYED:** 1983 (5).

**GAMES STARTED:** 1983 (0).

## NO. 86 DEAN BARNETT

*Tight End*



**Birthdate**—June 7, 1957  
**Birthplace**—La Habra, Calif.  
**Residence**—La Habra, Calif.  
**How Acquired**—FA, 1983  
**College**—Nevada-Las Vegas  
**High School**—Lowell HS, Whittier, Calif.  
**Height**—6-3  
**Weight**—230  
**Pro Year**—2nd  
**Year with Broncos**—2nd

Dean Barnett rejoined the Broncos during the third week of the 1983 season and went on to play in eight games, primarily in two-tight end situations and on special teams. He spent four weeks on injured reserve because of a sprained knee. Barnett was released by the Broncos during training camp, but returned to the squad after tight end Rob Lytle was injured. Although he did not record a reception in regular season play, Barnett made two catches in preseason for 43 yards. He is a veteran of two other NFL camps, Detroit in 1981 and the New York Giants in 1980.

**COLLEGE:** Dean started at tight end for Nevada-Las Vegas in 1978-79 after transferring there from Fullerton JC, where he played during the 1976-77 campaigns.

**PERSONAL:** Dean and his wife make their home in his native La Habra, Calif. At Lowell HS in Whittier, Calif., Barnett earned six prep letters, three each in football and track, and was the league

champion in the 15-foot pole vaulting event. Dean is an expert water skier and he enjoys boating on Lake Mead.

#### Professional Record

**GAMES PLAYED:** 1983 (8).  
**GAMES STARTED:** 1983 (0).

### No. 54 KEITH BISHOP

*Center/Guard*



**Birthdate**—March 10, 1957  
**Birthplace**—La Jolla, Calif.  
**Residence**—Englewood, Colo.  
**How Acquired**—Draft #6, 1980  
**College**—Baylor  
**High School**—Lee HS, Midland, Tex.  
**Height**—6-3  
**Weight**—265  
**Pro Year**—4th  
**Year with Broncos**—4th

Keith Bishop moved into a starting role at left guard in 1983 and alternated time as a play messenger with the now-retired Tom Glassic. Bishop was one of only seven Broncos to start all 16 games last season. For the first time in three campaigns he remained healthy, having missed the entire 1981 season with a torn tendon on the bottom of his right foot and then being hampered by tendonitis of the knee throughout the 1982 campaign. Bishop is known for his aggressive attitude and is a hard worker, which is reflected in the consistency of his play. In addition to his starting guard role, Bishop is also the Broncos' long snapper in all kicking situations and is considered by Denver coaches to be the best in the NFL in that capacity. Bishop can bench press his body weight over 17 times and participated in NBC's World's Strongest Man contest in 1981, placing sixth overall and winning the sumo wrestling championship of the United States Sumo Wrestling Association in the process.

**COLLEGE:** Keith began his career at the University of Nebraska. He played two years at Nebraska then transferred to Baylor, where he started every game at center in 1978 and was elected a tri-captain for 1979, but suffered a knee injury in the first game and missed the remainder of the season. He majored in physical education.

**PERSONAL:** Keith is married (Mary). At Lee HS in Midland, Texas, he lettered twice each in football and baseball. In football he played guard and center on offense and tackle on defense. Bishop was a pitcher in baseball. Keith lists hunting, fishing, and archery as his hobbies.

#### Professional Record

**GAMES PLAYED:** 1980 (16), 1981 (Injured reserve), 1982 (9), 1983 (16).  
**GAMES STARTED:** 1980 (0), 1982 (0), 1983 (16).  
**ADDITIONAL STATISTICS:** Recovered one fumble, 1982; recovered one fumble, 1983.

### No. 94 STANLEY JOHN (Stan) BLINKA

*Linebacker*



**Birthdate**—April 29, 1957  
**Birthplace**—Rockdale, Tex.  
**Residence**—Rockdale, Tex.  
**How Acquired**—Trade with New York Jets, 1984  
**College**—Sam Houston State  
**High School**—Rockdale HS, Rockdale, Tex.  
**Height**—6-2  
**Weight**—230  
**Pro Year**—6th  
**Year with Broncos**—1st

Stan Blinka was acquired in an off-season trade that sent the Broncos' 1985 sixth-round draft choice to the New York Jets. He played in every game for the Jets in 1983, starting the first two games of the season at middle linebacker. Blinka has only missed one game since becoming a pro, that because of a one-game suspension in 1982, and he started every game from 1979-82. Blinka was the Jets' fifth-round draft choice in 1979, and he went on to lead the team in tackles in his first two years and was second the next two. Blinka was the NFL All-Rookie middle linebacker (Pro Football Writers of America, UPI, and Pro Football Weekly) in 1979.

**COLLEGE:** Stan was a four-year starter at Sam Houston State, being named All-Lone Star Conference and honorable mention NAIA All-America three times. Originally a defensive end, he moved to middle linebacker in his sophomore year. Stan qualified for the NAIA championships three times in the discus, placing as high as sixth. He has a bachelor's degree in business.

**PERSONAL:** Stan and his wife Kathy have two sons, Kyle (8/4/81) and Clinton (9/4/82), and the family makes its home in Stan's native Rockdale, Tex., where he attended Rockdale HS. Stan played tackle and defensive end in high school, and he was also the state discus champion.

#### Professional Record

Year	Club	Games	Starts	No.	Yds.	Avg.	TD
1979	N.Y. Jets	16	16	2	12	6.0	0
1980	N.Y. Jets	16	16	0	0	0.0	0
1981	N.Y. Jets	16	16	1	15	15.0	0
1982	N.Y. Jets	8	8	0	0	0.0	0
1983	N.Y. Jets	16	2	0	0	0.0	0
TOTALS		72	58	3	27	9.0	0

**ADDITIONAL STATISTICS:** Recovered two fumbles, 1979; recovered one fumble, 1980.



## NO. 65 WALT NATHANIEL BOWYER, JR.

### Defensive End



**Birthdate**—September 8, 1960  
**Birthplace**—Wilksburg, Pa.  
**Residence**—Denver, Colo.  
**How Acquired**—Draft #10, 1983  
**College**—Arizona State  
**High School**—Wilksburg HS, Wilksburg, Pa.  
**Height**—6-4  
**Weight**—252  
**Pro Year**—2nd  
**Year with Broncos**—2nd

Walt Bowyer filled in well at defensive end when starters were injured last year and is expected to challenge for increased playing time in 1984. He played in 14 games and started three in place of the injured Barney Chavous, getting in on 45 tackles and posting two quarterback sacks, in addition to recovering one enemy fumble. Bowyer is recognized by Bronco coaches as a player who has worked hard in the weight room to increase both size and strength, and they consider him to be a good run defender who is developing as a pass rusher.

**COLLEGE:** Walt went to Arizona State as a linebacker but has converted to defensive end and started in his sophomore and junior season, also playing one year of varsity basketball for the Sun Devils. He was a liberal arts major at Arizona State.

**PERSONAL:** Walt and his wife Patty have a daughter, Tamara (7/29/82), and the family makes its home in Denver. At Wilksburg HS in his native Wilksburg, Pa., Bowyer earned eight prep letters in football and basketball. One of the nation's most highly regarded prep defensive players, he earned All-America honors as a senior. Walt was an outstanding high school basketball player and competed in the prestigious Dapper Dan Basketball Classic.

#### Professional Record

**GAMES PLAYED:** 1983 (14).

**GAMES STARTED:** 1983 (3).

**ADDITIONAL STATISTICS:** Recovered one fumble, 1983.

## No. 12 SCOTT LEE BRUNNER

### Quarterback



**Birthdate**—March 24, 1957  
**Birthplace**—Sellersville, Pa.  
**Residence**—Cranbury, N.J.  
**How Acquired**—Trade with New York Giants, 1984  
**College**—Delaware  
**High School**—Lawrence HS, Lawrenceville, N.J.  
**Height**—6-5  
**Weight**—200  
**Pro Year**—5th  
**Year with Broncos**—1st

Scott Brunner came to the Broncos from the New York Giants in exchange for a 1984 fourth round draft choice. Brunner spent four years with the Giants after joining the New York team as a sixth round draft choice in 1980. Last year he posted his pro highs in attempts (386), completions (190), and yardage (2,516), completing 49.2 percent of his passes for nine touchdowns. He had two 300-yard days last year, throwing for 395 vs. San Diego and 346 vs. the Los Angeles Raiders. He played the entire 1982 season for the Giants and completed 161 passes for 2,017 yards in the nine-game campaign, throwing for 10 scores and coming up

with his first two 300-yard days. At one stretch during the year Brunner had a string of 155 pass attempts without an interception. In 1981 he stepped in as the New York starter when Phil Simms went down with a shoulder injury and led the club to a 4-1 record down the homestretch to gain a playoff berth. Brunner was outstanding in playoff competition that year, firing three scoring passes to lead the Giants to an upset 27-21 victory over Philadelphia, then adding three more TD throws and 290 yards passing in the divisional championship game against San Francisco. As a rookie, Brunner appeared in six games and threw two TD passes in his first NFL start, a 27-21 win over Seattle.

**COLLEGE:** Scott earned three letters at Delaware, but his one big year was his senior season, when he won Kodak All-America honors in Division II. He led the Blue Hens to a 13-1 record in his final year, completing 134 of 268 passes for 2,401 yards and 24 TD passes. Those 24 TD throws set an all-time Delaware one-season record, as did his five scoring passes in one game. He was an accounting major at Delaware.

**PERSONAL:** Scott and his wife Dale have a daughter, Ashley (4/18/84), and make their home in Cranbury, N.J. Born in Sellersville, Pa., he played his scholastic sports at both Henderson HS in West Chester, Pa., and at Lawrence HS in Lawrenceville, N.J. He participated in the Punt, Pass, and Kick program as a youngster. Scott's father, John Brunner, is the offensive coordinator for the Tampa Bay Buccaneers.

#### Professional Record

Year	Club	PASSING						
		Games	Starts	Att.	Comp.	Pct.	Yds.	TD Int.
1980	New York Giants	6	3	112	52	46.4	610	4 6
1981	New York Giants	16	6	190	79	41.6	978	5 11
1982	New York Giants	9	9	298	161	54.0	2,017	10 9
1983	New York Giants	16	12	386	190	49.2	2,516	9 22
TOTALS		47	30	986	482	48.9	6,121	28 48

Year	Club	RUSHING				
		Att.	Yds.	Avg.	TD	
1980	New York Giants	10	18	1.8	0	
1981	New York Giants	14	20	1.4	0	
1982	New York Giants	19	27	1.4	1	
1983	New York Giants	26	64	2.5	0	
TOTALS		69	129	1.9	1	

**ADDITIONAL STATISTICS:** Recovered one fumble, 1980; fumbled six times for minus three yards and recovered two fumbles, 1981; fumbled five times for minus 12 yards and recovered three fumbles, 1982; fumbled seven times and recovered one fumble, 1983.

## No. 64 WILLIAM KIRBY (Billy) BRYAN

### Center



**Birthdate**—June 21, 1955  
**Birthplace**—Burlington, N.C.  
**Residence**—Burlington, N.C.  
**How Acquired**—Draft #4, 1977  
**College**—Duke  
**High School**—Williams HS, Burlington, N.C.  
**Height**—6-2  
**Weight**—258  
**Pro Year**—8th  
**Year with Broncos**—8th

Billy Bryan had another outstanding year as the catalyst in Denver's offensive line in 1983 and was one of only seven Broncos to start all 16 games. He is considered by Denver coaches to be one of the best run blockers in the NFL, in addition to being a good



pass blocker, and is a legitimate All-Pro candidate at center. He twice has been voted by his teammates as Denver's offensive most valuable player (1980 and 1982). After joining the Broncos as a fourth-round draft choice in 1977, he missed all but one game that season because of injury, but took over the starting job in 1978 and has held it ever since. Aside from two games missed due to injuries in 1981, Bryan has started every game Denver has played from 1979 to the present.

**COLLEGE:** Billy was a first team All-Atlantic Coast player at Duke, received several All-America honors, and earned four varsity letters, all at center. He capped his senior season by playing in the East-West Shrine game in San Francisco. Bryan graduated from Duke with a degree in economics.

**PERSONAL:** Billy is married (Susan), and they make their off-season home in Burlington, N.C., where he is 50% owner of a sporting goods store which has been operated by his family for many years. His father was a Little All-America at Elon College in North Carolina, and he has an uncle who was an outstanding player at Clemson. At Williams HS in Burlington, Bryan earned three football letters as a defensive tackle and two in track as a shot put and discus thrower. Billy lists sailing and target shooting as his hobbies.

#### Professional Record

**GAMES PLAYED:** 1977 (1), 1978 (13), 1979 (16), 1980 (16), 1981 (14), 1982 (9), 1983 (16).

**GAMES STARTED:** 1978 (12), 1979 (16), 1981 (14), 1982 (9), 1983 (16).

**ADDITIONAL STATISTICS:** Recovered two fumbles, 1979; fumbled twice for minus 20 yards, recovered one fumble, 1980; fumbled once, 1981.

### No. 58 STEVE RAY BUSICK *Linebacker*



**Birthdate**—December 10, 1958

**Birthplace**—Los Angeles, Calif.

**Residence**—Aurora, Colo.

**How Acquired**—Draft #7, 1981

**College**—Southern California

**High School**—Temple City HS, Temple City, Calif.

**Height**—6-4

**Weight**—227

**Pro Year**—4th

**Year with Broncos**—4th

Steve Busick moved into a starting role at the left inside linebacker position in 1983 and finished second on the team in tackles with 130, including two sacks for 16 yards. Busick started 15 games last season, missing his only start because Denver opened with a four-man front line against the Raiders. He has now played in 41 straight games, never having missed one as a pro. Bronco coaches regard Busick as an intelligent, aggressive player who has developed well as a starter. After his rookie season he underwent off-season surgery to correct a recurring shoulder problem that had begun in training camp.

**COLLEGE:** Steve was hampered by injuries during his freshman and sophomore seasons, but he played well as a junior and as a senior earned honorable mention Pac-10 honors. In 1980 he posted 102 tackles, second highest total on the USC defensive unit. Busick closed out his college career with an appearance in the Blue-Gray game.

**PERSONAL:** He graduated from Temple City (Calif.) HS, where

he lettered three times as a linebacker. Steve is single and his hobbies include music, snow skiing, fishing, and when in California, going to the beach.

#### Professional Record

**GAMES PLAYED:** 1981 (16), 1982 (9), 1983 (16).

**GAMES STARTED:** 1981 (0), 1982 (0), 1983 (15).

**ADDITIONAL STATISTICS:** Recovered two fumbles for three yards, 1981.

### No. 68 RUBIN CARTER *Nose Tackle*



**Birthdate**—Dec. 12, 1952

**Birthplace**—Pompano Beach, Fla.

**Residence**—Aurora, Colo.

**How Acquired**—Draft #5b, 1975

**College**—Miami (Fla.)

**High School**—Stranahan HS, Ft. Lauderdale, Fla.

**Height**—6-0

**Weight**—256

**Pro Year**—10th

**Year with Broncos**—10th

Rubin Carter played in every game and started all but one in 1983, despite being hampered by an ankle injury late in the season. He posted 98 tackles, second among defensive linemen (Barney Chavous had 99), recovered three enemy fumbles, and added one quarterback sack. A very consistent performer since joining the Broncos in 1975, he has missed just one game in his career. Carter's career tackle total now is 888, while his career sack total is 25. Rubin has started 118 of the 130 pro games in which he has played, first winning a starting job midway through his rookie season. Carter has recovered 11 fumbles overall, returning one for a touchdown against New England in 1979. Carter gained acclaim in Super Bow XII when he was credited with six tackles, two assists, two quarterback sacks, and a fumble recovery.

**COLLEGE:** Rubin was a two-year letterman at the University of Miami (Fla.), and was selected to the Kodak and UPI All-America teams after his senior year. He also was selected his team's MVP on defense in the Hula Bowl. He graduated from Miami with a degree in business administration.

**PERSONAL:** Rubin is married (Diana), and he has a son, Rubin Andre (5/12/79). He sells both real estate and insurance in the off-season, and is very active in the Fellowship of Christian Athletes and in Pro Athletes Outreach. At Stranahan HS in Ft. Lauderdale, Fla., Carter earned three varsity football letters as a defensive tackle and three as a shot putter in track and field. Rubin lists chess, tennis, ping-pong, swimming, basketball, backgammon, and pool as his hobbies.

#### Professional Record

**GAMES PLAYED:** 1975 (14), 1976 (14), 1977 (14), 1978 (16), 1979 (15), 1980 (16), 1981 (16), 1982 (9), 1983 (16).

**GAMES STARTED:** 1975 (7), 1976 (14), 1977 (14), 1978 (16), 1979 (15), 1980 (16), 1981 (16), 1982 (5), 1983 (15).

**ADDITIONAL STATISTICS:** Recovered one fumble, 1976; recovered one fumble, 1978; recovered two fumbles for 10 yards and one touchdown, 1979; recovered two fumbles, blocked PAT, 1980; recovered one fumble, 1981; recovered three fumbles, 1983.

## No. 79 BARNEY LEWIS CHAVOUS

### Defensive End



**Birthdate**—March 22, 1951  
**Birthplace**—Aiken, S.C.  
**Residence**—Aurora, Colo.  
**How Acquired**—Draft #2, 1973  
**College**—South Carolina State  
**High School**—Schofield HS, Aiken, S.C.  
**Height**—6-3  
**Weight**—258  
**Pro Year**—12th  
**Year with Broncos**—12th

Barney Chavous, the senior member of the Broncos' defensive line corps, has missed just one game due to injury in the last six seasons. One of the steadiest performers on the team, Chavous has had seven campaigns in which he started every game. In 1983, his 11th NFL season, he had 99 tackles and four and one-half quarterback sacks, leading all linemen in both categories, also recovering a fumble for his first pro touchdown at Los Angeles against the Raiders. His career totals now reflect 1,010 tackles and 55½ sacks, along with seven fumble recoveries. Chavous was named the Pittsburgh Courier's NFL Defensive Lineman of the Year following the 1978 season, and he earned NFLPA Defensive Rookie of the Year honors in 1973. He took over as Denver's starting left defensive end in the first game of his rookie year and has remained in that position ever since.

**COLLEGE:** Barney was All-Conference and defensive MVP at South Carolina State, where he earned four varsity letters as a defensive end. A three-year starter, he was named All-America by AP, The Football News, and the Pittsburgh Courier, the latter of which also named him collegiate Defensive Lineman of the Year. Chavous capped his college play with appearances in the North-South game, the Senior Bowl, and the Coaches' All-America game. He graduated with a major in physical education.

**PERSONAL:** Barney is married (Odessa), and they are the parents of three children, son Shedric (2/10/70), and daughters Jasmine (11/18/76) and Nikeya Monique (6/28/78). At Schofield HS in his hometown of Aiken, S.C., he earned one letter in football, as a linebacker, but lettered twice in track and field as a weight man with the shot and discus. Barney works in real estate and does some farming in the off-season. His hobbies are hunting, fishing, target shooting, and pool.

#### Professional Record

**GAMES PLAYED:** 1973 (14), 1974 (14), 1975 (9), 1976 (13), 1977 (13), 1978 (16), 1979 (16), 1980 (16), 1981 (16), 1982 (9), 1983 (15).

**GAMES STARTED:** 1973 (14), 1974 (14), 1975 (9), 1976 (13), 1977 (11), 1978 (16), 1979 (16), 1980 (16), 1981 (16), 1982 (9), 1983 (13).

**ADDITIONAL STATISTICS:** Recovered two fumbles, 1973; recovered two fumbles, 1974; recovered one fumble, 1980; recovered one fumble, 1981; credited with one safety, 1982; recovered one fumble for a touchdown, 1983.

## NO. 59 DARREN COMEAUX

### Linebacker



**Birthdate**—April 15, 1960  
**Birthplace**—San Diego, Calif.  
**Residence**—San Diego, Calif.  
**How Acquired**—FA 1982  
**College**—Arizona State  
**High School**—San Diego HS, San Diego, Calif.  
**Height**—6-1  
**Weight**—227  
**Pro Year**—3rd  
**Year with Broncos**—3rd

Darren Comeaux proved himself as an excellent special teams player in 1983 and performed well in limited duty as an inside linebacker. He played in the last 14 games of the campaign for the Broncos after rejoining the club in the third week of the season. Comeaux had been one of Denver's last cuts and was brought back after a knee injury sidelined Bob Swenson in the second game of the year. He originally signed with the Broncos after the 1982 draft and spent most of that season on injured reserve, having suffered a stress fracture in his lower right leg during training camp. Comeaux might see some action in 1984 at outside linebacker, which was his college position.

**COLLEGE:** Darren was honorable mention All-Pac 10 and earned Arizona State's Glen Hawkins Sportsmanship Award as a senior linebacker for the Sun Devils. He lettered at Arizona State in 1980 and 1981 after transferring from San Diego Mesa JC.

**PERSONAL:** Darren is single and makes his off-season home in his native San Diego where he is pursuing a degree in business administration at San Diego State. He also spends part of the off-season working as a youth counselor for the Southeast Involvement Program in San Diego. He lettered twice each in football, basketball, and track at San Diego HS. Darren likes to play racquetball and basketball in his spare time.


#### Professional Record

**GAMES PLAYED:** 1982 (3), 1983 (14).

**GAMES STARTED:** 1982 (0), 1983 (0).

## NO. 63 MARK SAMUEL COOPER

### Guard



**Birthdate**—February 14, 1960  
**Birthplace**—Miami, Fla.  
**Residence**—Miami, Fla.  
**How Acquired**—Draft #2, 1983  
**College**—Miami (Fla.)  
**High School**—Killian HS, Miami, Fla.  
**Height**—6-5  
**Weight**—267  
**Pro Year**—2nd  
**Year with Broncos**—2nd

Mark Cooper played in 10 games and started two last year, missing six contests because of an ankle injury sustained in the season opener at Pittsburgh. Broncos coaches feel that he has all the qualifications necessary for an offensive lineman, but that he needs to gain the experience which is so vital to success at that position. Cooper will challenge Paul Howard at right guard in 1984.

**COLLEGE:** Mark was a second team All-South Independent choice as a senior at Miami (Fla.), where he was a four-year letterman who capped his college career with East-West Shrine Game and Senior Bowl appearances. Cooper made the conversion to the interior line for the final game of the 1982 season, after having

caught 19 passes for 214 yards and four touchdowns during his 33-game career as a tight end. He has a degree in communications from Miami.

**PERSONAL:** Mark is single and makes his off-season home in his native Miami, where he was a prep All-American selection (Adidas, Scholastic Coach) who also earned all-city and all-state honors. His father played pro football at Green Bay, and he has a cousin who pitched in the Oakland Athletics organization. Mark enjoys hunting, fishing, scuba diving, and working on cars.

#### Professional Record

**GAMES PLAYED:** 1983 (10).

**GAMES STARTED:** 1983 (2).

## No. 55 RICK STEVEN DENNISON

### Linebacker



**Birthdate**—June 22, 1958

**Birthplace**—Kalispel, Mont.

**Residence**—Louisville, Colo.

**How Acquired**—FA, 1982

**College**—Colorado State

**High School**—Rocky Mountain HS,  
Fort Collins, Colo.

**Height**—6-3

**Weight**—220

**Pro Year**—3rd

**Year with Broncos**—3rd

Rick Dennison played in every game last year and started at Seattle (11/6) in place of the injured Jim Ryan. He saw action both inside and outside as a Bronco linebacker in 1983, getting in on 19 tackles on defense in addition to playing on Denver's special teams. He is a fine athlete who has not missed a game in his two pro campaigns. Dennison had a free agent tryout with the Buffalo Bills in 1980 and with Denver the following year, finally joining the Broncos after the Bills again cut him just prior to the start of 1982 regular season play.

**COLLEGE:** Rich was a second team Academic All-American at Colorado State University, where he played tight end for the Rams from 1976-79, graduating with a degree in civil engineering. He earned three letters at CSU.

**PERSONAL:** He and his wife Deborah make their home in Louisville, Colo. Rick is a native of Kalispel, Mont., and graduated from Rocky Mountain HS in Fort Collins, Colo., where he lettered twice each in football, basketball, and baseball. He received a master's degree in civil engineering in the spring of 1982, specializing in fluid mechanics. Rick likes fishing and music.

#### Professional Record

**GAMES PLAYED:** 1982 (9), 1983 (16).

**GAMES STARTED:** 1982 (0), 1983 (1).

## NO. 21 MYRON RAY DUPREE

### Safety



**Birthdate**—October 15, 1961

**Birthplace**—Rocky Mount, N.C.

**Residence**—Rocky Mount, N.C.

**How Acquired**—Draft #7, 1983

**College**—North Carolina Central

**High School**—Rocky Mount HS,  
Rocky Mount, N.C.

**Height**—5-11

**Weight**—180

**Pro Year**—2nd

**Year with Broncos**—2nd

Myron Dupree was in the learning stages as a rookie last year, but he did see action in every game on special teams. Bronco coaches were impressed by Dupree's hustle and determination in 1983, and they will be watching his development as a safety closely in training camp and preseason games this year.

**COLLEGE:** Myron intercepted nine passes in his four years at North Carolina Central, including two in 1982 while playing on a defense that was ranked third in division II and sixth in the NAIA. He once was named the NAIA District 26 Defensive Player of the Week.

**PERSONAL:** Myron is single and resides in his native Rocky Mount, N.C., where he graduated from Rocky Mount HS. He earned three letters each in football and track and one in baseball. Myron has triple jumped 44'5" and long jumped 21'8", and he enjoys reading and listening to music.

#### Professional Record

**GAMES PLAYED:** 1983 (16).

**GAMES STARTED:** 1983 (0).

## NO. 85 RON EGLOFF

### Tight End



**Birthdate**—October 3, 1955

**Birthplace**—Plymouth, Mich.

**Residence**—Englewood, Colo.

**How Acquired**—FA, 1977

**College**—Wisconsin

**High School**—Plymouth Salem HS,  
Plymouth, Mich.

**Height**—6-5

**Weight**—235

**Pro Year**—8th

**Year with Broncos**—8th

Ron Egloff had his best season in 1983, catching 20 passes for 205 yards and two touchdowns, one of which was the game-winning score in the season opener at Pittsburgh. Last season was the second straight in which Egloff led all Bronco tight ends in receptions. Ron moved into a starting role in 1983 after Jim Wright was injured, and he went on to start 10 of the 16 games in which he played. A consistent performer, Egloff has now played in 64 straight games, missing only one contest in the past five years. Egloff's single game high of four catches came last year against Cincinnati, and his 62 reception yards against Minnesota in 1981 ranks as his career best.

**COLLEGE:** Ron earned four varsity letters at Wisconsin, all as a tight end. He majored in sociology.

**PERSONAL:** Ron and his wife Julie have a son, Dayton Barry (3/26/83), and the family makes its home in Englewood. At Plymouth Salem HS in his hometown of Plymouth, Mich., he was a nine-letter man, earning three as a tight end in football, three as a basketball forward, and three as a first baseman on the baseball team.



## Professional Record

### RECEIVING

Year	Club	Games	Starts	No.	Yds.	Avg.	TD
1977	—Denver	13	0	2	27	13.5	0
1978	—Denver	8	0	4	33	8.3	1
1979	—Denver	15	4	5	70	14.0	0
1980	—Denver	16	4	4	85	14.4	0
1981	—Denver	16	6	17	231	13.6	1
1982	—Denver	9	1	10	96	9.6	0
1983	—Denver	16	10	20	205	10.3	2
TOTALS		93	25	64	747	11.7	4

**ADDITIONAL STATISTICS:** Returned one kickoff for no yards, 1979; returned one kickoff for seven yards, fumbled twice, recovered one fumble for six yards, 1981.

## No. 7 JOHN ALBERT ELWAY *Quarterback*



**Birthdate**—June 28, 1960

**Birthplace**—Port Angeles, Wash.

**Residence**—San Jose, Calif.

**How Acquired**—Trade with Baltimore, 1983

**College**—Stanford

**High School**—Granada Hills HS, Los Angeles, Calif.

**Height**—6-3

**Weight**—202

**Pro Year**—2nd

**Year with Broncos**—2nd

John Elway comes into his second NFL campaign as a quarterback more familiar with and relaxed in the complex Broncos' offensive system. Elway started 10 games overall last year, including the first five before being replaced by Steve DeBerg and five more after DeBerg was injured at Seattle (11/6). Elway did not have impressive stats last year, finishing 17th among AFC passers, but he carried a tremendous emotional burden all season, having come into the NFL as the most publicized college prospect since Joe Namath in 1965. John struggled for much of the season before putting outstanding performances back to back in December against Cleveland and Baltimore, both Denver wins and the latter of which clinched a playoff spot for the Broncos. He completed 16 of 24 for 284 yards and two touchdowns against the Browns and the following week brought Denver back from a 19-0 deficit with three fourth quarter scoring passes, leading the Broncos to a 21-19 win. He completed 23 of 44 for 345 yards in that game, all single game highs for his rookie year. Elway was the first player selected in the 1983 NFL draft and joined the Broncos by trade on 5/2/83. An exceptional pure passer, his talents were honed by the pro-style offense employed by Stanford.

**COLLEGE:** John concluded his college career with five major NCAA Division 1-A records and nine major Pac-10 marks. Elway completed 62.1 percent of his career passes (774 of 1,243, both NCAA highs) for 9,349 yards and 77 touchdowns, while setting an NCAA record for the lowest percentage of passes intercepted in a career (3.13 percent). He passed for over 200 yards in 30 of 42 games. As a senior, John was a consensus All-American and finished second in Heisman Trophy balloting while setting virtually every Pac-10 and Stanford career record for total offense and passing. In 1982 he passed for over 2,500 yards for an NCAA record third straight season, capping his career as the East-West Shrine Offensive Player of the Game. He threw for two or more TDs in all but three games as a senior. As a junior Elway received All-America recognition and was named All-West Coast first team by

UPI. John was the first sophomore ever named Pac-10 Player-of-the-Year and also the first sophomore ever named a first team All-American (The Sporting News). He compiled amazing 1980 statistics, completing 65.4 percent of his attempts for 2,889 yards and 27 TDs. In limited action as a freshman he completed 50 of 96 attempts for 544 yards, setting a school record for freshmen by hurling six TD passes. A two-sport star, John played baseball for the New York Yankees' Oneonta (N.Y.) single-A farm club in 1982, hitting for a .318 average and knocking in a team-high 24 runs batted in. He was the Yankees' first selection in the 1981 summer draft. He hit .349 with nine homers and 50 RBI in 49 games in his final college baseball season as a sophomore. Elway has a degree in economics from Stanford.

**PERSONAL:** John married the former Janet Buchan on March 3 and the couple divided their off-season time between California and Denver. A native of Port Angeles, Wash., Elway was the most highly recruited prep athlete in the nation in 1979 and was listed on Parade, Scholastic Coach, Football News, and National Coaches Association All-America teams. He had an unparalleled football-baseball career at Granada Hills HS. John was 129 of 200 for 1,837 yards and 19 TDs as a senior, while leading the baseball team to the Los Angeles City championship with a .491 batting average and a 4-2 pitching record. He completed 60 percent of his high school passes for 5,711 yards and 49 TDs. The Kansas City Royals selected him in the 1979 summer draft, although he already had signed a national letter of intent with Stanford. John's father, Jack, now is the head coach at Stanford. Jack coached his son in the East-West Shrine contest in which John earned Offensive MVP laurels.

## Professional Record

### PASSING

Year	Club	Games	Starts	Att.	Comp.	Pct.	Yds.	TD	Int.
1983	—Denver	11	10	259	123	47.5	1,663	7	14
TOTALS		11	10	259	123	47.5	1,663	7	14

### RUSHING

Year	Club	Att.	Yds.	Avg.	TD
1983	—Denver	28	146	5.2	1
TOTALS		28	146	5.2	1

**ADDITIONAL STATISTICS:** Fumbled six times and recovered three fumbles for minus one yard, 1983.

## No. 43 STEPHEN JAMES (Steve) FOLEY *Safety*



**Birthdate**—Nov. 11, 1953

**Birthplace**—New Orleans, La.

**Residence**—New Orleans, La.

**How Acquired**—Draft #8, 1975

**College**—Tulane

**High School**—Jesuit HS, New Orleans, La.

**Height**—6-2

**Weight**—190

**Pro Year**—9th

**Year with Broncos**—9th

Steve Foley started 13 of the 14 games in which he played last year, intercepting five passes to tie for second on the team in that category and getting in on 124 tackles, tops among all Denver defensive backs. He returned to the starting lineup at free safety after having missed virtually all of 1982 due to a broken right forearm suffered in a goal line collision with San Diego wide re-



ceiver Wes Chandler on opening day. He missed two games and failed to start a third because of an ankle injury in 1983. Foley was Denver's interception leader for four straight years (1978-81) and in 1981 picked off five passes in his first full year as a free safety. He now has a career total of 33 interceptions, third in team history behind Goose Gonsoulin (43) and Bill Thompson (40). His shift to free safety for the eighth game of the 1980 campaign marked the second position change of his career — he was a college quarterback at Tulane. Drafted by the Broncos in 1975, he opted instead for the WFL as a quarterback, eventually was shifted to the defensive backfield at Jacksonville and subsequently came to Denver as an experienced defender. Foley did not miss a game from 1978-81 and was named to UPI's All-AFC team after the 1978 season.

**COLLEGE:** Steve lettered three times as a quarterback at Tulane and led the Green Wave to the 1973 Blue Bonnet Bowl. He holds Tulane's individual career total offense record and graduated with a degree in business.

**PERSONAL:** Steve and his wife Cindy have two children, son David (5/24/82) and daughter Natalie (1/1/84) and make their off-season home in his native New Orleans. He comes from a large family, with 12 brothers and sisters. At Jesuit HS in New Orleans, Foley was a two-year letterman at quarterback and earned two track letters as a long jumper, high jumper, and javelin thrower. Steve lists hunting, fishing, tennis and "most outdoor sports" as hobbies.

#### Professional Record

Year	Club	INTERCEPTIONS					PUNT RETURNS				
		Games	Starts	No.	Yds.	Avg.	TD	No.	Yds.	Avg.	TD
1976—Denver.....		14	6	4	95	23.8	0	5	42	8.4	0
1977—Denver.....		13	13	3	22	7.3	0		None		
1978—Denver.....		16	16	6	845	14.0	0		None		
1979—Denver.....		16	15	6	14	2.3	0		None		
1980—Denver.....		16	16	4	115	28.8	0		None		
1981—Denver.....		16	13	5	81	16.2	0		None		
1982—Denver.....		1	1	0	0	0.0	0		None		
1983—Denver.....		14	13	5	28	5.6	0		None		
TOTALS.....		122	108	41	453	14.1	0	5	42	8.4	0

**ADDITIONAL STATISTICS:** Fumbled once, 1976; rushed once for 14 yards, 1978; fumbled once, 1979; recovered one fumble, 1981; recovered one fumble and fumbled once, 1983.

### No. 31 MICHAEL (Mike) HARDEN *Safety*



**Birthdate**—February 16, 1958  
**Birthplace**—Memphis, Tenn.  
**Residence**—Aurora, Colo.  
**How Acquired**—Draft #5a, 1980  
**College**—Michigan  
**High School**—Central HS, Detroit, Mich.  
**Height**—6-1  
**Weight**—192  
**Pro Year**—5th  
**Year with Broncos**—5th

**Mike Harden** led the AFC in interception return yards with 127 in 1983, and he established career highs in interceptions (4) and tackles (98) while playing his first season as Denver's starting right cornerback. A big play performer, Harden's interception return average of 31.8 led all NFL players with four or more interceptions, and he also recovered three fumbles. Harden made the transition from free safety to cornerback in last year's training camp, and he

started all 15 games in which he played, missing one due to an ankle sprain suffered at San Diego (11/27). Harden began the 1982 season as Denver's nickel back and became the club's starting free safety in the second week of the season, starting four games before a knee sprain sustained in practice forced him to miss the campaign's final four games. Harden played in five games and was in on 51 tackles in addition to making two interceptions and recovering a fumble. Along with Jim Ryan, he also was a co-captain of Denver's special teams. He played in every game of his first two pro seasons, primarily as a valuable special teams performer, making his first three starts late in the 1981 campaign. Harden was second on the club in kickoff returns with 11 in 1981.

**COLLEGE:** Mike was All-Big Ten in 1978 and 1979, closing out his college career with an appearance in the Japan Bowl. A four-year letterman at Michigan, Harden led Wolverine defensive backs in tackles with 50 as a senior and posted seven career interceptions. He also returned punts in college, handling 24 for a 7.4 average, and graduated from Michigan with a degree in political science.

**PERSONAL:** Mike is single and makes his off-season home in the Denver suburb of Aurora, and is very active in various community youth programs. He has worked with the Detroit police department as a youth counselor. Harden has taken law courses at the University of Michigan, and at the University of Denver in pursuit of a law degree. He once worked in the sports department of Detroit television WXYZ-TV, and Mike's interests include travel, sports cars, fashion modeling and horticulture.

#### Professional Record

Year	Club	INTERCEPTIONS					KICKOFF RETURNS				
		Games	Starts	No.	Yds.	Avg.	TD	No.	Yds.	Avg.	TD
1980—Denver.....		16	0	0	0	0	0	12	214	17.8	0
1981—Denver.....		16	3	2	34	17.0	0	11	178	16.2	0
1982—Denver.....		5	4	2	3	1.5	0	0	0	0.0	0
1983—Denver.....		15	15	4	127	31.8	0	0	0	0.0	0
TOTALS.....		52	22	8	164	20.5	0	23	392	17.0	0

**ADDITIONAL STATISTICS:** Returned two punts for 36 yards, fumbled once, 1980; recovered one fumble, 1981; recovered one fumble for 13 yards, 1982; recovered three fumbles, 1983.

### No. 73 SHAWN LENOR HOLLINGSWORTH *Guard*



**Birthdate**—December 4, 1961  
**Birthplace**—Brownwood, Tex.  
**Residence**—Aurora, Colo.  
**How Acquired**—FA, 1983  
**College**—Angelo State  
**High School**—Brownwood HS, Brownwood, Tex.  
**Height**—6-2  
**Weight**—260  
**Pro Year**—2nd  
**Year with Broncos**—2nd

**Shawn Hollingsworth** saw action and was impressive in five games before a knee injury sidelined him for the remainder of the 1983 season. Coaches regard him as a prospect with size, speed,

and fluid movements, and he should challenge for more playing time at guard this year.

**COLLEGE:** Shawn was an All-Lone Star Conference selection in both 1980 and 1981, playing tackle at Angelo State from 1980-82 after transferring from New Mexico, where he began his college career. He was a marketing major at Angelo State.

**PERSONAL:** Shawn and his wife Teresa make their home in Aurora, Colo. He graduated from Brownwood, Tex., where he lettered three times in track and twice in football. Shawn's hobbies include racketball, basketball, weightlifting, and nutritional studies.

#### Professional Record

**GAMES PLAYED:** 1983 (5).

**GAMES STARTED:** 1983 (0).

## No. 60 PAUL EUGENE HOWARD

**Guard**



**Birthdate**—Sept. 12, 1950

**Birthplace**—San Jose, Calif.

**Residence**—Redding, Calif.

**How Acquired**—Draft #3a, 1973

**College**—Brigham Young

**High School**—Central Valley HS, Central Valley, Calif.

**Height**—6-3

**Weight**—260

**Pro Year**—11th

**Year with Broncos**—11th

Paul Howard played in every game at his customary right guard in 1983, missing only two starting assignments due to illness. Bronco coaches feel that he had one of his better campaigns last year and that his experience is a factor in the offensive line. Howard, who comes into 1984 as the senior member of the offensive line and the oldest player on the team, now has played in 140 games for the Broncos since joining the club as a third round draft choice in 1973. He first earned a starting job halfway through the 1974 season and has been a fixture as right guard ever since, with the exception of the 1976 campaign, which he missed with a back injury.

**COLLEGE:** Paul earned three varsity letters during an outstanding career at BYU. He was first team All-WAC, played in the Senior Bowl and the East-West Shrine Game, and was selected for the Coaches' All-America and College All-Star games after his senior season. Howard played defensive end for two years in college before switching to the offensive line. A dedicated weight lifter, he set Brigham Young records for the bench press, squat, and dead lift.

**PERSONAL:** Paul and his wife Kathy have two daughters, Nicole and Melissa. At Central Valley HS in northern California he earned varsity letters in football as a guard, in basketball as a forward, and in track and field as a weight man.

#### Professional Record

**GAMES PLAYED:** 1973 (14), 1974 (14), 1975 (14), 1976 (Injured reserve), 1977 (14), 1978 (13), 1979 (16), 1980 (14), 1981 (16), 1982 (9), 1983 (16).

**GAMES STARTED:** 1973 (0), 1974 (5), 1975 (14), 1977 (13), 1978 (13), 1979 (16), 1980 (14), 1981 (15), 1982 (0), 1983 (14).

**ADDITIONAL STATISTICS:** Recovered one fumble, 1975 and 1977.

## No. 28 ROGER JACKSON

**Cornerback**



**Birthdate**—Feb. 28, 1959

**Birthplace**—Macon, Ga.

**Residence**—Macon, Ga.

**How Acquired**—FA, 1982

**College**—Bethune-Cookman

**High School**—Central HS, Macon, Ga.

**Height**—6-0

**Weight**—186

**Pro Year**—3rd

**Year with Broncos**—3rd

Roger Jackson played in every game and started three at free safety last year, getting in on 56 tackles and returning his first pro interception 15 yards against Cleveland. Jackson contributed at all four defensive backfield positions in 1983 and performed well as the extra back in five and six-back alignments. A solid performer on special teams, coaches expect him to contribute solidly in 1984. He played in every game of his rookie year after making the club as a free agent out of Bethune-Cookman, impressing the organization with his aggressive play and versatility.

**COLLEGE:** Roger earned four letters and made All-SIAC as a defensive back at Bethune-Cookman College in Daytona Beach, Fla. He also returned punts for the Wildcats, was a team captain in football, and competed in track as a long jumper, winning two letters. Jackson graduated from Bethune-Cookman with a degree in physical education.

**PERSONAL:** Roger has a daughter, Andrika (10/21/77), and makes his off-season home in his native Macon, Ga., where he lettered three times in both football and track and once in basketball at Macon's Central HS. His hobbies include drag racing and horseback riding.

#### Professional Record

Year	Club	INTERCEPTIONS					
		Games	Starts	No.	Yds.	Avg.	TD
1982	Denver	9	0	0	0	0.0	0
1983	Denver	16	3	1	15	15.0	0
TOTALS		25	3	1	15	15.0	0

**ADDITIONAL STATISTICS:** Recovered one fumble, 1982; fumbled once, 1983.

## No. 57 TOM JACKSON

**Linebacker**



**Birthdate**—April 4, 1951

**Birthplace**—Cleveland, Ohio

**Residence**—Denver, Colo.

**How Acquired**—Draft #4, 1973

**College**—Louisville

**High School**—John Adams HS, Cleveland, Ohio

**Height**—5-11

**Weight**—220

**Pro Year**—12th

**Year with Broncos**—12th

Tom Jackson was named by his teammates as the Broncos' most inspirational player for the third consecutive season in 1983, a campaign in which he started 15 of the club's 16 games and finished in a tie for third among Denver defenders in tackles with 124. Last year Jackson made his 20th career interception, a figure which ties him with the retired Randy Gradishar for the all-time club record among linebackers. A big play performer throughout

his Bronco career, Jackson has returned three interceptions for touchdowns in the NFL, including a 73-yarder to clinch a critical win against Baltimore in the 1977 Super Bowl campaign. His total of seven interceptions in 1976 is Denver's single season record by a linebacker, and Tom's career interception return yardage of 340 and his return average of 17.0 both are club highs by a linebacker. Jackson had made three appearances in the Pro Bowl (1977, 1978, and 1979) and has been named All-Pro twice (1977 and 1978). He was named by his teammates as Denver's defensive most valuable player in 1974, 1976, and 1977.

**COLLEGE:** Tom was one of the most publicized players in the history of the University of Louisville, having made All-Missouri Valley Conference for three consecutive years, and being named the Missouri Valley Conference Player of the Year twice, as a sophomore in 1970 and again as a senior in 1972. He played in the American Bowl and Blue-Gray game following his senior season. Jackson majored in business.

**PERSONAL:** Tom lists chess, pool, and swimming as his hobbies. As a high school athlete at John Adams HS in Cleveland, Jackson earned two letters in football as a linebacker, two in baseball, and three in wrestling.

### Professional Record

#### INTERCEPTIONS

Year	Club	Games	Starts	No.	Yds.	Avg.	TD
1973	—Denver	8	4	0	0	0.0	0
1974	—Denver	13	12	1	39	39.0	0
1975	—Denver	14	14	2	0	0.0	0
1976	—Denver	14	14	7	136	19.4	1
1977	—Denver	13	13	4	95	23.8	1
1978	—Denver	16	16	3	28	9.3	1
1979	—Denver	13	13	1	34	34.0	0
1980	—Denver	16	16	0	0	0.0	0
1981	—Denver	16	16	0	0	0.0	0
1982	—Denver	9	9	1	8	8.0	0
1983	—Denver	15	15	1	0	0.0	0
TOTALS		147	142	20	340	17.0	3

**ADDITIONAL STATISTICS:** Fumbled once and recovered two fumbles, 1976; fumbled once, 1977; recovered two fumbles for 70 yards, 1979; recovered one fumble, 1981; recovered two fumbles for 34 yards, returned one kickoff for two yards, 1983.

## No. 75 RULON KENT JONES

### Defensive End



**Birthdate**—March 25, 1958  
**Birthplace**—Salt Lake City, Utah  
**Residence**—Thornton, Colo.  
**How Acquired**—Draft #2, 1980  
**College**—Utah State  
**High School**—Weber HS, Ogden, Utah  
**Height**—6-6  
**Weight**—260  
**Pro Year**—5th  
**Year with Broncos**—5th

Rulon Jones is expected to be back at full speed in 1984, after his performance fell off last season due to a knee injury that kept him on injured reserve for four weeks. Jones had 72 tackles in 1983, including four sacks, which now gives him a team high of 27 sacks in the past four years, and he is solidly entrenched as one of the team's defensive starters. He had 9½ sacks in 1981, and in the previous season earned All-Rookie honors (UPI, Pro Football Weekly) as he paced the squad with 11½ sacks, the most by any Bronco since 1971. Denver's first pick in the 1980 draft, Jones has started every game in which he has played in the last three years.

Rulon's best single-game performance was against Oakland at Denver in 1980, when he recorded three sacks and seven tackles. Jones has also been credited with two safeties in his pro career.

**COLLEGE:** Rulon was a four-year letterman and starter at Utah State, where he missed only one game during his collegiate career. In 1979 he was selected to second team spots on both the AP and NEA All-America squads and was named honorable mention by UPI. As a senior he was All-Pacific Coast Athletic Assn. and was named PCAA Defensive Player of the Year. Rulon's best college performance was a game against Fresno State in which he posted 15 tackles and three sacks. Jones played in the East-West Shrine Game and the Senior Bowl.

**PERSONAL:** Rulon and his wife Kathy have three sons, Garet (4/4/78), Dalton (11/23/81), and Chase (12/15/83), and the family makes its home in Thornton, Colo. At Weber HS in Ogden, Utah, he earned two letters each in football and basketball. Rulon loves to hunt and fish, and his hobbies include oil painting, particularly Western art, and sculpting.

### Professional Record

**GAMES PLAYED:** 1980 (16), 1981 (16), 1982 (9), 1983 (12).

**GAMES STARTED:** 1980 (3), 1981 (16), 1982 (9), 1983 (12).

**ADDITIONAL STATISTICS:** Recovered one fumble, credited with one safety, 1980; recovered one fumble, 1981; recovered two fumbles, credited with one safety, 1983.

## No. 3 RICHARD JOHN (Rich) KARLIS

### Kicker



**Birthdate**—May 23, 1959  
**Birthplace**—Salem, Ohio  
**Residence**—Denver, Colo.  
**How Acquired**—FA, 1982  
**College**—Cincinnati  
**High School**—Salem HS, Salem, Ohio  
**Height**—6-0  
**Weight**—180  
**Pro Year**—3rd  
**Year with Broncos**—3rd

Rich Karlis had his second straight outstanding season as the Broncos' placekicker in 1983, connecting on 21 of 25 field goal attempts and pacing the club in scoring with 96 points. His field goal percentage of .840 was second in Bronco history only to his own .846 mark of 1982 which led the AFC. Karlis is the only Bronco kicker ever to reach the .800 level in accuracy, and his two-year total of .842 (32 of 38) is the third highest in the NFL for the past two seasons. He comes into 1984 with a streak of 10 consecutive field goals made, four short of the team record. Karlis was named to the Football Digest All-Rookie team in 1982 and connected on the first 11 field goal attempts of his pro career. A barefoot, soccer-style kicker, Karlis emerged from a 478-player free agent walk-on camp in May of 1982 to win the kicking job. He was in the Houston Oilers training camp in 1981.

**COLLEGE:** Rich earned three letters at Cincinnati and led the Bearcats in scoring as a senior with 41 points, including 12 extra points and 10 of 15 field goal attempts, including six from beyond the 40-yard line. Primarily a kickoff specialist as a Sophomore and Junior, Karlis had a successful 50-yard field goal attempt as a senior. He has his degree in economics from Cincinnati.

**PERSONAL:** Single, Rich resides in Denver. He works for Vans America of Colorado Springs during the off-season. He is a graduate of Salem HS in his native Salem, Ohio.




## Professional Record

Year	Club	CONVERSIONS			FIELD GOALS		
		Games	No.-Att.	Pct.	No.-Att.	Pct.	Points
1982	Denver	9	15-16	.937	11-13	.846	48
1983	Denver	16	33-34	.971	21-25	.840	96
TOTALS		25	48-50	.960	32-38	.842	144

## No. 8 GARY KUBIAK

### Quarterback



**Birthdate**—August 15, 1961  
**Birthplace**—Houston, Tex.  
**Residence**—Houston, Tex.  
**How Acquired**—Draft #8, 1983  
**College**—Texas A&M  
**High School**—St. Pius HS, Houston, Tex.  
**Height**—6-0  
**Weight**—192  
**Pro Year**—2nd  
**Year with Broncos**—2nd

Gary Kubiak had a fine rookie season in a reserve role for the Broncos last year, leading Denver to a win over Seattle (11/20) when starter John Elway was sick with the flu. In that contest Kubiak played the entire game and completed 10 of 18 for 165 yards, including a 78-yard touchdown pass to Steve Watson. Kubiak also ran for an eight yard touchdown in the game. For the season, Kubiak played in four games and he directed two fourth quarter touchdown drives in the regular season finale at Kansas City. An eighth round draft choice by the Broncos in 1983, Kubiak impressed Denver coaches with his knowledge of the game and his leadership abilities.

**COLLEGE:** Gary Kubiak made the Players' All-Southwest Conference team in 1982 and earned appearances in the Blue-Gray and Hula Bowl games for a season in which he led the SWC in attempts (324), completions (181), percentage (55.9), yardage (1,948), touchdowns (19), and total offense (1,885). As a junior at Texas A&M, Kubiak set conference records for single game TDs (six against Rice) and single game percentage (19 of 21 for 90.5 percent against Arkansas), and ranked second in the SWC in passing (1,908 yards) and total offense (1,986 yards). Gary majored in physical education.

**PERSONAL:** Gary and his wife Rhonda make their home in his native Houston. At St. Pius HS in Houston, Gary made all district, all-state, and All-America and set the state passing record with 6,190 yards. A brilliant prep athlete, he lettered all four years in football, basketball, and baseball, and made all-state in all three sports in both his junior and senior years. He was also all-state in track twice in high school.

## Professional Record

Year	Club	PASSING				Yds.	TD	Int.
		Games	Starts	Att.	Comp.			
1983	Denver	4	1	22	12	54.5	186	1
TOTALS		4	1	22	12	54.5	186	1

Year	Club	RUSHING			
		Att.	Yds.	Avg.	TD
1983	Denver	4	17	4.3	1
TOTALS		4	17	4.3	1

## No. 76 KENNETH WAYNE (Ken) LANIER

### Tackle



**Birthdate**—July 8, 1959  
**Birthplace**—Columbus, Ohio  
**Residence**—Denver, Colo.  
**How Acquired**—Draft #5, 1981  
**College**—Florida State  
**High School**—Marion Franklin HS, Columbus, Ohio  
**Height**—6-3  
**Weight**—269  
**Pro Year**—4th  
**Year with Broncos**—4th

Ken Lanier was one of only seven Broncos to start every game in 1983, his second straight campaign as Denver's starting right tackle. He emerged as the fulltime starter at this position after a rookie season in which he had limited playing time, seeing action in eight games and starting one. He was named Denver's offensive player of the game for the only start of his rookie season. A fifth round draft choice in 1981, Lanier is a physically strong player, and Bronco coaches are hopeful about his continued development.

**COLLEGE:** Ken was known as the "Ironman" of Florida State's team because of his string of 46 consecutive games started during his four-year Seminole career. He was named to several All-America teams during his junior and senior seasons. In addition to his football career at FSU, Lanier performed weight duty for the Seminole track team and holds the school record in the shot put with a heave of 60'2". He was the Metro Conference champion in that event in his junior and senior years. Ken closed out his college football career with an appearance in the Senior Bowl, and graduated from Florida State with an industrial arts degree.

**PERSONAL:** Ken is single and resides in Denver, where he has worked during the off-season working as a sales representative for a local Chrysler dealership. A Columbus, Ohio native, he earned All-Ohio honors and three letters each in football and track at Marion Franklin HS in his hometown. Lanier set the Ohio state record with a heave of 66'5" in the shot as a senior.

## Professional Record

**GAMES PLAYED:** 1981 (8), 1982 (9), 1983 (16).  
**GAMES STARTED:** 1981 (1), 1982 (9), 1983 (16).  
**ADDITIONAL STATISTICS:** Recovered one fumble, 1982.

## No. 89 DAVID (Dave) LOGAN

### Wide Receiver



**Birthdate**—February 2, 1954  
**Birthplace**—Fargo, N.D.  
**Residence**—Lakewood, Colo.  
**How Acquired**—Trade with Cleveland, 1984  
**College**—Colorado  
**High School**—Wheat Ridge HS, Wheat Ridge, Colo.  
**Height**—6-4  
**Weight**—216  
**Pro Year**—9th  
**Year with Broncos**—1st

Dave Logan's acquisition from Cleveland for a fourth round choice in the 1984 draft marks the return of a native son. A product of Wheat Ridge HS and the University of Colorado, Logan comes to the Broncos after eight years with the Browns. He leaves Cleveland ranked eighth among all-time club receivers with 262 catches and his 4,247 yards rank sixth in Browns history. Logan has a career per catch average of 16.2 and has scored 24 touchdowns. Last



year he caught 37 passes, tops among Cleveland wide receivers, for 627 yards and a 16.9 average, with two scores. Sixteen of his catches came on third or fourth down and produced first downs and he matched his career single game high with eight catches for 121 yards in an overtime win over San Diego—five of his receptions in that game came on third or fourth down and produced first downs. Over the past seven years he was the second leading receiver on the Cleveland team (behind tight end Ozzie Newsome), and has had five 100-yard games in his career. A starter for the past six years, Logan was somewhat limited early in the 1983 campaign because he was coming back from ankle surgery as a result of a break suffered in a benefit basketball game 3/29/83. He has caught one or more passes in 82 of his last 90 games played, and has started 83 of 89 games since breaking into the lineup in 1978. Logan began his pro career as an understudy to Hall of Famer Paul Warfield in 1976-77, playing both tight end and wide receiver those two years. He caught 19 passes for 284 yards playing for the injured Warfield in 1977 and emerged as a starter the following year. Logan's best season was in 1979, when his 59 receptions (seventh best in Cleveland history) for 982 yards (eighth in AFC) led the club and included his career-high yardage performance of 135 yards on seven catches at Pittsburgh. Always known as a clutch receiver, two of Logan's most notable receptions were the longest TD catch of his career, a 56-yarder to help the Browns to a playoff-clinching win at Houston in 1982, and the longest reception of his career, a 65-yarder at Cincinnati in 1980, a season in which he gained honorable mention All-AFC honors. He also intercepted a pass to preserve a win over Atlanta in 1981.

**COLLEGE:** Dave is one of the best athletes ever produced by Colorado. He won four letters in football and three in basketball at CU and was drafted in three pro sports—by the Kansas City Kings of the NBA, the Cincinnati Reds in baseball, and in the third round by the Browns. He earned second team All-Big Eight honors in both football and basketball as a senior for the Golden Buffaloes. His collegiate totals of 71 catches for 1,098 yards made him the Buffs' second leading all-time receiver, and he was named All-America by The Sporting News as a senior. In three years at Colorado Logan averaged nearly 15 points per game as a forward/guard and placed 10th on the all-time CU scoring list with 818 career points. He was the MVP on the basketball team during the 1975-76 season and was a member of the Big Eight all-star basketball team that toured Europe. Dave has a degree in business from Colorado.

**PERSONAL:** Dave and his wife Cathi were married in Colorado and have homes in Lakewood, Colo. and Strongsville, Ohio. He was a willing volunteer for Cleveland area charities during his tenure with the Browns. A native of Fargo, N.D., Dave prepped at Wheat Ridge HS in Wheat Ridge, Colo., where he earned high school All-America selection in football and basketball while making all-state in football, basketball, and baseball. As a senior he was voted Colorado's outstanding scholar-athlete (The Gold Helmet award, given by The Denver Post), and also garnered honors as the state's MVP in basketball and football. Dave is an avid boxing fan.

#### Professional Record

Year	Club	RECEIVING				
		Games	Starts	No.	Yds.	Avg. TD
1976—Cleveland		14	0	5	104	20.8 0
1977—Cleveland		14	5	19	284	14.9 1
1978—Cleveland		16	16	37	585	15.8 4
1979—Cleveland		16	16	59	982	16.5 7
1980—Cleveland		16	16	51	822	16.1 4
1981—Cleveland		14	14	31	497	16.0 4
1982—Cleveland		9	9	23	346	15.0 2
1983—Cleveland		16	12	37	627	16.9 2
TOTALS		115	88	262	4,247	16.2 24

**ADDITIONAL STATISTICS:** Passed twice, both incomplete, 1977; recovered one fumble, 1978; fumbled once, 1979; intercepted one pass for no yards, 1981; fumbled once, 1983.

## No. 41 ROB WILLIAM LYTLE

### Running Back/Tight End



**Birthdate**—Nov. 12, 1954  
**Birthplace**—Fremont, Ohio  
**Residence**—Fremont, Ohio  
**How Acquired**—Draft #2, 1977  
**College**—Michigan  
**High School**—Fremont-Ross HS, Fremont, Ohio  
**Height**—5-11  
**Weight**—195  
**Pro Year**—8th  
**Year with Broncos**—8th

Rob Lytle missed all but four games of the 1983 season due to shoulder and knee injuries, after having made the conversion from running back to tight end. He injured his shoulder in the second week of the season at Baltimore and was out for five weeks before coming back for two games, sustaining his season-ending knee injury against Kansas City in the ninth week of the campaign. Prior to 1983 he had missed only four games in six years and none from 1979-82, despite numerous injuries as a professional, including several requiring surgery on both shoulders and both knees. An outstanding special teams performer, Lytle was named by his teammates as Denver's most valuable player on that unit in 1982, a season in which he blocked two punts. He was a halfback for his first five pro campaigns, making the move to fullback in 1982 before ultimately switching to tight end last year. His career rushing yardage of 1,451 is fifth in Denver history. Lytle was very effective as a short yardage back in 1981, scoring five touchdowns to rank second on the team, despite handling the ball only 36 times. The best game of his career was against Green Bay in 1978 when he ran for 110 yards and one score in 16 carries against the Packers.

**COLLEGE:** Rob was a unanimous All-America selection during his great career at Michigan. He won the Big 10 rushing title as well as the league's all-purpose running championship (including kick returns), and was described by Michigan coach Bo Schembechler as "the greatest back I've ever coached or been around." He was third in 1977 Heisman Trophy voting, and as a senior ran 203 times for 1,402 yards, a 6.9 average, and scored 13 TDs, capping his career with a Hula Bowl appearance.

**PERSONAL:** Rob and his wife Tracy are the parents of a daughter, Erin (4/12/80), and a son, Kelly (9/12/82). The family makes its off-season home in Lytle's hometown of Fremont, Ohio, where he is involved in the family clothing business.

#### Professional Record

Year	Club	RUSHING						RECEIVING			
		Games	Starts	Att.	Yds.	Avg.	TD	No.	Yds.	Avg.	TD
1977—Denver		14	4	104	408	3.9	1	17	198	11.6	1
1978—Denver		13	7	81	341	4.2	2	6	37	6.2	0
1979—Denver		15	12	102	371	3.6	4	13	93	7.1	0
1980—Denver		10	0	57	223	3.9	1	18	177	9.8	0
1981—Denver		16	0	30	106	3.5	4	6	47	7.8	1
1982—Denver		9	0	2	2	1.0	0	1	10	10.0	0
1983—Denver		4	0	0	0	0.0	0	0	0	0	0
TOTALS		87	23	376	1,451	3.9	12	61	562	9.2	2

**ADDITIONAL STATISTICS:** Fumbled once, returned one kickoff for 14 yards, 1977; recovered one fumble for -3 yards, 1978; fumbled once, recovered three fumbles, 1979; fumbled once, returned one kickoff for 19 yards, 1980; fumbled once, returned five kickoffs for 80 yards, 1981; recovered one fumble, blocked two punts, 1982.

## No. 66 BRISON MANOR, JR.

### Defensive End



**Birthdate**—Aug. 10, 1952  
**Birthplace**—Bridgeton, N.J.  
**Residence**—North Little Rock, Ark.  
**How Acquired**—FA, 1976  
**College**—Arkansas  
**High School**—Bridgeton HS, Bridgeton N.J.  
**Height**—6-4  
**Weight**—248  
**Pro Year**—8th  
**Year with Broncos**—8th

Brison Manor played in every game for the fifth straight season in 1983, including four starting assignments, while posting 56 tackles and three sacks. He is regarded as the team's most versatile defensive lineman by Denver coaches because of his ability to play all of the positions on the front line. A good pass rusher, his best day in that capacity came at Seattle in 1981 when he sacked quarterback Jim Zorn twice and intercepted a pass, returning it for 16 yards. Manor was drafted in the 15th round of the 1975 draft by the New York Jets, but was waived by the Jets and signed with the Broncos in 1976, sitting out that season on injured reserve.

**COLLEGE:** Brison started at defensive tackle for two seasons at the University of Arkansas after transferring from Pratt (Kansas) Community JC, where he had been selected as a JC all-America at defensive end. He majored in physical education.

**PERSONAL:** Brison and his wife DeLois make their home in North Little Rock, Arkansas. His hobbies include hunting, fishing, and playing basketball. At Bridgeton HS in Bridgeton, New Jersey, Manor earned three letters as a defensive tackle in football and three more in wrestling.

### Professional Record

**GAMES PLAYED:** 1977 (13), 1978 (14), 1979 (16), 1980 (16), 1981 (16), 1982 (9), 1983 (16).

**GAMES STARTED:** 1977 (1), 1979 (16), 1980 (13), 1983 (4).

**ADDITIONAL STATISTICS:** Recovered one fumble, 1979; recovered one fumble for 5 yards, 1980; intercepted one pass for 16 yards 1981; recovered one fumble, 1983.

## No. 77 KARL BERNARD MECKLENBURG

### Defensive End/Linebacker



**Birthdate**—September 1, 1960  
**Birthplace**—Edina, Minn.  
**Residence**—Wheat Ridge, Colo.  
**How Acquired**—Draft #12, 1983  
**College**—Minnesota  
**High School**—Edina West HS, Edina, Minn.  
**Height**—6-3  
**Weight**—250  
**Pro Year**—2nd  
**Year with Broncos**—2nd

Karl Mecklenburg will be given a look at linebacker in 1984, following a rookie campaign in which he played in all 16 games, both on special teams and as a reserve defensive end. Mecklenburg displayed versatility in pass rush situations, occasionally dropping off the line for pass coverage. Bronco coaches have indicated that he might have the necessary talent to play linebacker. Mecklenburg had 24 tackles in 1983, including two sacks for 20 yards.

**COLLEGE:** Karl earned second team All-Big Ten Honors (AP and UPI) as a senior at Minnesota. He started his college career at Augustana College (South Dakota), but transferred to Minnesota in 1980, sitting out that season as a redshirt.

**PERSONAL:** Karl and his wife Kathi make their home in the Denver suburb of Wheat Ridge, Colo. Karl's mother is Undersecretary of the Department of Health, Education, and Welfare, and his father is a physician in the Washington, D.C. area. He was an all-conference selection who also earned all-state honors at Edina West HS in his native Edina, Minn. Karl has a degree in biology and is an accomplished guitarist who also likes to hunt and fish.

## No. 29 WILBUR LEE MYERS

### Safety



**Birthdate**—August 17, 1961  
**Birthplace**—Bassfield, Miss.  
**Residence**—Bassfield, Miss.  
**How Acquired**—FA, 1983  
**College**—Delta State  
**High School**—Bassfield HS, Bassfield, Miss.  
**Height**—5-11  
**Weight**—195  
**Pro Year**—2nd  
**Year with Broncos**—2nd

Wilbur Myers played in every game of his rookie year and was a valuable member of the defense as an extra back in five and six-back alignments, in addition to contributing to Denver's special teams. Bronco coaches admired his poise as a rookie and feel that he has a bright future.

**COLLEGE:** Wilbur made All-Gulf South Conference as both a running back (1981) and as a safety (1982) at Delta State, earning four letters from 1979-82 for the Statesmen. He began his college football play at cornerback, then moved to running back for two years before returning to defense, also lettering twice in track at the Mississippi school. Wilbur earned Delta State's outstanding senior player award and graduated with a degree in business management.

**PERSONAL:** Wilbur is single and makes his off-season home in his native Bassfield, Miss., where he earned 12 prep letters—four each in football, basketball, and track—and was named the outstanding senior player at Bassfield HS. He lists swimming, fishing, hunting, dancing, and baseball as his hobbies.

### Professional Record

**GAMES PLAYED:** 1983 (16).

**GAMES STARTED:** 1983 (0).

## No. 39 JESSE JAMES MYLES

### Running Back



**Birthdate**—September 28, 1960  
**Birthplace**—New Orleans, La.  
**Residence**—Gray, La.  
**How Acquired**—FA, 1983  
**College**—Louisiana State  
**High School**—H.L. Bourgeois HS, Gray, La.  
**Height**—5-10  
**Weight**—210  
**Pro Year**—2nd  
**Year with Broncos**—2nd

Jesse Myles emerged late in the 1983 season and should be ready to compete for the starting fullback spot in 1984. He is regard-

ed by Denver coaches as the team's best receiver coming out of the backfield, catching seven passes for 119 yards and one touchdown during the regular season. Although Myles carried the ball only eight times, he compiled an impressive 6.5 yards per carry average. Myles scored the only Denver touchdown in the 31-7 playoff loss to Seattle on a 13-yard pass from Steve DeBerg, finishing the day as Denver's leading receiver with 73 yards on 7 catches.

**COLLEGE:** Jesse was a productive running back at Louisiana State from 1979-82 and in his senior year he averaged 5.7 yards per carry despite being switched from tailback to fullback. He suffered a broken leg in 1980 but came back to rush for 292 yards on 72 carries in 1981. Myles majored in criminal justice.

**PERSONAL:** Jesse is single and lives in Gray, La., where he attended H.L. Bourgeois HS. He earned three prep letters each in football, basketball, and track.

#### Professional Record

Year	Club	RUSHING						RECEIVING			
		Games	Starts	Att.	Yds.	Avg.	TD	No.	Yds.	Avg.	TD
1983—Denver		16	0	8	52	6.5	0	7	119	17.0	1
TOTALS		16	0	8	52	6.5	0	7	119	17.0	1

### No. 24 RICK U. PARROS

#### Running Back



**Birthdate**—June 14, 1958  
**Birthplace**—Brooklyn, N.Y.  
**Residence**—Denver, Colo.  
**How Acquired**—Draft #4, 1980  
**College**—Utah State  
**High School**—Granite HS, Salt Lake City, Utah  
**Height**—5-11  
**Weight**—200  
**Pro Year**—4th  
**Year with Broncos**—4th

Rick Parros will return to his original tailback position in 1984, having played fullback in the Broncos' system for the past three seasons, and he will be attempting to rebound from a disappointing 1983 campaign in which he played in only six games and spent the last eight games on injured reserve with an injured right shoulder. Parros carried the ball only 30 times last season for 96 yards and he also caught 12 passes for 126 yards. He scored three touchdowns in 1983, one on a 33-yard pass from John Elway against Philadelphia, with the other two coming in Denver's win over Cincinnati. Parros has failed to start in only one game in which he's played, starting every game in the 1981-82 seasons. He led the team in rushing in 1981 with 749 yards as well as in receptions with 37. Parros gained 82 yards on 16 carries. Parros finished second on the team in rushing in 1982 with 277 yards, and he also caught his single game pro high of nine passes (for 59 yards) against San Diego in that season. A fourth round draft choice in 1980, Parros missed that entire season due to a training camp knee injury.

**COLLEGE:** Rick rushed for 3,621 yards and caught 70 passes in four years at Utah State, once gaining 252 yards on the ground against Fresno State. The all-time Utah State rushing leader, he scored 27 touchdowns and twice had 1,000-yard campaigns, and in 1979 led the Pacific Coast Athletic Conference in rushing and scoring. Parros made AP honorable mention All-America and first team All-PCAA in both 1978 and 1979, ending his college career as the leading rusher in both the Senior Bowl and Blue-Gray Game.

**PERSONAL:** Rick is single and resides in Denver. His hobbies include dogs, art, and water skiing. He won six letters, three each in football and track, at Granite HS in Salt Lake City.

#### Professional Record

Year	Club	RUSHING						RECEIVING			
		Games	Starts	Att.	Yds.	Avg.	TD	No.	Yds.	Avg.	TD
1980—Denver											
					Injured reserve						
1981—Denver		16	16	176	749	4.3	2	25	216	8.6	1
1982—Denver		9	9	77	277	3.6	1	37	259	7.0	2
1983—Denver		6	5	30	96	3.2	1	12	126	10.5	2
TOTALS		31	30	283	1,122	4.0	4	74	601	8.1	5

**ADDITIONAL STATISTICS:** Fumbled six times, recovered one fumble, 1981; fumbled three times, 1982; fumbled three times and recovered one fumble, 1983.

### No. 34 NATHAN POOLE

#### Running Back



**Birthdate**—December 17, 1956  
**Birthplace**—Alexander City, Ala.  
**Residence**—Aurora, Colo.  
**How Acquired**—FA, 1982  
**College**—Louisville  
**High School**—Benjamin Russell HS, Alexander City, Ala.  
**Height**—5-9  
**Weight**—212  
**Pro Year**—5th  
**Year with Broncos**—3rd

Nathan Poole had his best season as a professional in 1983, leading the Broncos in rushing touchdowns with four and pacing Denver backs in reception yardage with 184 on 20 catches, the latter figure ranking second among Bronco ballcarriers. Poole took over the starting fullback role at midseason and worked primarily as a short yardage runner and blocking back, although his 246 rushing yards and 81 carries both ranked second on the team. He started 10 games for the Broncos and played in all 16, continuing his streak of never having missed a game as a pro. He is recognized by Denver coaches as an outstanding blocker and special teams player. A 10th round draft choice of the Cincinnati Bengals in 1979, he was used mainly on special teams for the Bengals in 1979 and 1980. Waived during training camp the following year, Poole spent 1981 with the Toronto Argonauts of the Canadian Football League. His single game highs as a pro include 13 carries at San Diego, 41 yards rushing at Houston, and two touchdowns at Kansas City, all recorded in 1983. Poole can bench press more than 400 pounds.

**COLLEGE:** Nathan was one of the top runners ever to come out of the University of Louisville, where he averaged five yards per carry over his college career.

**PERSONAL:** Nathan is married (Sharen) and has a daughter, Alicia (5/1/79). He attended the University of Colorado at Denver during the off-season, in pursuit of a degree in medicine, and also worked at St. Luke's Hospital in Denver. In addition to medicine, Nathan's interests include children, physical fitness, sports cars, and chess. He is a tireless volunteer in community service work. Nathan was recruited to Louisville from Benjamin Russell HS in his hometown of Alexander City, Alabama.



## Professional Record

Year	Club	RUSHING						RECEIVING			
		Games	Starts	Att.	Yds.	Avg.	TD	No.	Yds.	Avg.	TD
1979—Cincinnati	16	0	1	-3	-3.0	0		1	-10	-10.0	0
1980—Cincinnati	16	0	5	6	1.2	0		2	-4	-2.0	0
1982—Denver	9	0	7	36	5.1	0		0	0	0.0	0
1983—Denver	16	10	81	246	3.0	4		20	184	9.2	0
TOTALS	57	10	94	285	3.0	4		23	170	7.4	0

### KICKOFF RETURNS

Year	Club	No.	Yds.	Avg.	TD
1979	Cincinnati	7	128	18.3	0
1980	Cincinnati	1	8	8.0	0
1981	Denver	1	0	0.0	0
1982	Denver	0	0	0.0	0
TOTALS		9	136	15.1	0

**ADDITIONAL STATISTICS:** Fumbled twice and recovered two fumbles, 1979; fumbled once and recovered one fumble, 1980; fumbled once and recovered one fumble for minus one yard, 1983.

## No. 11 LUKE EARL PRESTRIDGE

*Punter*



**Birthdate**—Sept. 17, 1956  
**Birthplace**—Houston, Tex.  
**Residence**—Englewood, Colo.  
**How Acquired**—Draft #7, 1979  
**College**—Baylor  
**High School**—Sharpstown HS, Houston, Tex.  
**Height**—6-5  
**Weight**—235  
**Pro Year**—6th  
**Year with Broncos**—6th

Luke Prestridge last season slipped from his Pro Bowl statistics of the previous year, averaging 41.6 yards on 87 punts in 1983, with a net average of 34.0. He ranked eighth in the AFC and for the fifth straight season did not miss a game. Prestridge had his best season in 1982, leading the NFL punting with a 45.0 average and earning both All-NFL honors (AP) and a trip to the Pro Bowl. His net punting average of 37.8 is an all-time Broncos single season record and was the top figure in the NFL in 1982, while his 14 punts inside the opposition's 20-yard line was the high mark in the AFC. Luke also led the AFC in punting in 1980 with a 43.9 average. Luke had the longest punt of his career in 1981, a 67-yarder against the Bills at Buffalo, where he also set a team record with 12 punts for a 44.3 average. He placed three punts inside the twenty in that game, and his 20 such punts for the 1981 season rank as his career high. The Bronco's seventh round draft choice in 1979, Prestridge has now placed 80 punts inside the 20 during his pro career.

**COLLEGE:** Luke lettered three times as a punter at Baylor. As a junior his 43.7 average set a school record and was seventh in the nation, while his senior mark of 42.7 was 13th in the nation. He lettered four times as a first baseman and was All-Southwestern Conference in 1978 and 1979. Baylor won south central region titles and played in the College World Series both years. Prestridge has a degree in business.

**PERSONAL:** Luke and his wife Diane have a daughter, Kristin (9/30/82), and the family resides in Englewood, Colo. Diane has a degree in education and a master's in speech pathology from Baylor. Luke lists flying as a hobby, and he also is a good golfer. At Sharpstown HS in Houston he won three football letters as a

quarterback, linebacker, and punter. Prestridge also lettered twice in basketball as a forward and three times in baseball as a third baseman.

## Professional Record

		PUNTING							
Year	Club	Games	No.	Yds.	Avg.	TB	In 20	LG	Blk.
1979	Denver	16	89	3555	39.9	7	17	63	0
1980	Denver	16	70	3076	43.9	6	10	57	0
1981	Denver	16	86	3478	40.4	5	20	67	0
1982	Denver	9	45	2026	45.0	5	14	65	0
1983	Denver	16	87	3620	41.6	7	19	60	0
TOTALS		73	377	15,755	41.8	30	80	67	0

**ADDITIONAL STATISTICS:** Rushed once for 29 yards, passed once, incomplete, 1979; fumbled once, 1981; rushed once for seven yards, 1983.

## No. 80 EASON LLOYD RAMSON

*Tight End*



**Birthdate**—April 30, 1956  
**Birthplace**—Sacramento, Calif.  
**Residence**—Foster City, Calif.  
**How Acquired**—Trade with San Francisco, 1984  
**College**—Washington State  
**High School**—Christian Brothers HS, Sacramento, Calif.  
**Height**—6-2  
**Weight**—234  
**Pro Year**—7th  
**Year with Broncos**—1st

Eason Ramson was acquired from the San Francisco 49ers in exchange for a 1984 fifth round draft choice during the off-season. A seven-year pro, Ramson played in every game and started four for the 49ers last year, catching 17 passes for 125 yards and one touchdown, although most of his playing time came on special teams. He also caught four passes for 51 yards in the playoffs, including a 23-yard reception that led to a touchdown against the Washington Redskins. Ramson was Green Bay's 12th-round pick in the 1978 draft, but was released during training camp and signed as a free agent with St. Louis, with whom he played the 1978 campaign. He became the Cardinals' starter and caught 23 passes for a 10.4 average, but was released by St. Louis the following season and eventually signed with San Francisco in time to play the final two games of 1979. His best season with the 49ers statistically came in 1980, when he caught 21 passes for 179 yards and two scores.

**COLLEGE:** Eason was a four-year player at Washington State, having his best season in his junior year with 41 receptions. He was originally recruited by the Cougars as a fullback.

**PERSONAL:** Eason and his wife Diana have two sons, Eason L. (5/2/75) and Joshua (3/28/78) and the family makes its home in Foster City, Calif. Eason attended Christian Brothers HS in his native Sacramento, Calif.



## Professional Record

### RECEIVING

Year	Club	Games	Starts	No.	Yds.	Avg.	TD
1978	—St. Louis	15	7	23	238	10.4	1
1979	—San Francisco	2	0	0	0	0.0	0
1980	—San Francisco	16	3	21	179	8.5	2
1981	—San Francisco	11	0	4	45	11.3	0
1982	—San Francisco	9	0	2	27	13.5	0
1983	—San Francisco	16	4	17	125	7.4	1
TOTALS		69	14	67	614	9.2	4

**ADDITIONAL STATISTICS:** Rushed two times for eight yards, recovered one fumble, 1978; rushed two times for minus two yards, returned one kickoff for 18 yards, 1980; returned one kickoff for 12 yards, 1981; returned two kickoffs for 20 yards, 1982; rushed once for three yards, 1983.

## No. 50 JAMES JOSEPH (Jim) RYAN

### Linebacker



**Birthdate**—May 18, 1957  
**Birthplace**—Bellmawr, N.J.  
**Residence**—Denver, Colo.  
**How Acquired**—FA, 1979  
**College**—William and Mary  
**High School**—Bishop Eustace HS, Pennsauken, N.J.  
**Height**—6-1  
**Weight**—215  
**Pro Year**—6th  
**Year with Broncos**—6th

Jim Ryan started 12 of the 15 games in which he played in 1983 and established his personal career high in tackles with 102. He was unable to play against Seattle (11/6) because of an ankle injury, missing the first game of his five-year pro career. Ryan started all nine games of the 1982 season, his first campaign as a fulltime starter. He was a special teams captain in 1981-82 and was named by his teammates as Denver's special teams most valuable player in 1981. A versatile player, Ryan has played all four linebacker positions for the Broncos.

**COLLEGE:** Jim won four letters as a linebacker at William and Mary, and as a senior he was player of the year and earned a berth on the Eastern College Athletic Conference all-star team. Ryan graduated with a degree in business management.

**PERSONAL:** Jim and his wife Sara reside in Denver, where he is working toward a master's degree in business administration (real estate-construction orientation) at Denver University. Ryan earned 12 varsity letters at Bishop Eustace HS in Pennsauken, N.J., four as a linebacker and tight end in football, four as a basketball forward, and four as a baseball catcher.

### Professional Record

**GAMES PLAYED:** 1979 (16), 1980 (16), 1981 (16), 1982 (9); 1983 (15).

**GAMES STARTED:** 1982 (9); 1983 (12).

**ADDITIONAL STATISTICS:** Recovered one fumble, 1979; intercepted one pass for 21 yards, 1980; returned one kickoff for two yards, 1981; recovered one fumble, 1983.

## No. 84 CLINTON BERNARD (Clint) SAMPSON

### Wide Receiver



**Birthdate**—January 4, 1961  
**Birthplace**—Los Angeles, Calif.  
**Residence**—Los Angeles, Calif.  
**How Acquired**—Draft #3, 1983  
**College**—San Diego State  
**High School**—Crenshaw HS, Los Angeles, Calif.  
**Height**—5-11  
**Weight**—183  
**Pro Year**—2nd  
**Year with Broncos**—2nd

Clint Sampson was very impressive in the latter stages of the 1983 season, moving into the starting lineup after an injury to Rick Upchurch. He finished the season with 10 catches for 200 yards and three touchdowns. Sampson's best performances came back to back in Denver's final home games against Cleveland and Baltimore. Against the Browns, Sampson caught three passes for 101 yards and scored twice on John Elway passes of 39 and 49 yards. The following week he had 36 yards on three catches and scored a touchdown in Denver's 21-19 come-from-behind victory over the Colts. Sampson played in all 16 games and was used primarily in three-receiver situations prior to becoming a starter.

**COLLEGE:** Sampson posted two-year totals of 52 receptions for 973 yards and eight touchdowns at San Diego State, earning honorable mention All-WAC honors in his senior year. He gained a starting role as a senior for the Aztecs, catching 32 passes for 685 yards and seven touchdowns, with his best day coming against Oklahoma State where he gained 141 yards and scored twice on only four receptions. He transferred to San Diego State from Mt. San Antonio JC, where he played football and ran track. Sampson was a member of the 440 relay team that broke the state JC record, and he was the 100 and 440-meter champion in the 1979 International track meet in Mexico. Clint has a degree in public administration and business management.

**PERSONAL:** Clint is single and lives in his native Los Angeles, Calif., where he was an Academic All-American at Crenshaw HS, lettering three times in track and twice each in football and basketball. His hobbies include swimming, cycling and music.

### Professional Record

#### RECEIVING

Year	Club	Games	Starts	No.	Yds.	Avg.	TD
1983	—Denver	16	2	10	200	20.0	3
TOTALS		16	2	10	200	20.0	3

## No. 83 JOHN WESLEY SAWYER

**Tight End**



**Birthdate**—July 26, 1953  
**Birthplace**—Baker, La.  
**Residence**—Ethel, La.  
**How Acquired**—FA, 1983  
**College**—Southern Mississippi  
**High School**—Baker HS, Baker, La.  
**Height**—6-2  
**Weight**—230  
**Pro Year**—9th  
**Year with Broncos**—2nd

John Sawyer joined the Broncos in the tenth week of the 1983 season, playing in seven games and starting three when Denver opened with two-tight end formations. While with the Broncos, Sawyer caught three passes for 42 yards and was also a strong special teams performer. Bronco coaches were pleased with Sawyer's ability to learn the Denver system and feel that he will benefit from a full training camp with the team. Sawyer played the first eight games of 1983 with Washington before being waived, subsequently signing with Denver. He was with Seattle from 1977-82, spending 1979 on injured reserve, and he caught 74 passes for 980 yards for the Seahawks. An 11th-round draft choice of Houston in 1975, Sawyer played for the Oilers for two years before being waived prior to the 1977 season.

**COLLEGE:** John capped his college career with trips to the Senior Bowl and the All-America all-star game. Named to the All-Southern Independent team as a senior at Southern Mississippi, he was selected to the Golden Eagles' Hall of Fame in 1980.

**PERSONAL:** John and his wife Suzie have two sons, Wesley (2/28/79) and Mitchell (4/13/81), and they make their home in Ethel, La. He attended Baker HS in Baker, La., where he played football, basketball, and baseball. John has worked as a hunting consultant during the off-season.

### Professional Record

#### RECEIVING

Year	Club	Games	Starts	No.	Yds	Avg.	TD	
1975	Houston	8	3	8	144	20.6	1	
1976	Houston	14	4	18	208	11.5	1	
1977	Seattle	14	2	10	105	10.5	0	
1978	Seattle	11	5	9	101	11.2	0	
1979	Seattle	Injured Reserve						
1980	Seattle	16	16	36	410	11.4	0	
1981	Seattle	16	16	21	272	13.0	0	
1982	Seattle	7	0	8	92	11.5	0	
1983	Washington	(8)						
	Denver	(7)	15	3	3	42	14.0	0
TOTALS		101	49	113	1,374	12.2	2	

**ADDITIONAL STATISTICS:** Recovered one fumble and punted once for 32 yards, 1976; returned one kickoff for eight yards, 1981; returned one kickoff for 15 yards and fumbled once, 1983.

## No. 49 DENNIS SMITH

**Safety**



**Birthdate**—Feb. 3, 1959  
**Birthplace**—Santa Monica, Calif.  
**Residence**—Santa Monica, Calif.  
**How Acquired**—Draft #1, 1981  
**College**—Southern California  
**High School**—Santa Monica HS, Santa Monica, Calif.  
**Height**—6-3  
**Weight**—200  
**Pro Year**—4th  
**Year with Broncos**—4th

Dennis Smith had a fine season as the Broncos' starting strong safety last year, posting his career highs of four interceptions and 114 tackles, including five quarterback sacks. Smith's sack total was second among Bronco defenders and he was fifth on the club in tackles, second among defensive backs. He started 13 of the 14 games in which he played, missing two because of a right knee sprain. Smith led all club defensive backs in tackles with 65 in 1982 and as a rookie accounted for three turnovers to go along with 45 tackles. Dennis started the last three games of the 1981 campaign at right cornerback, and Bronco coaches have utilized him occasionally as a wide receiver in obvious long passing situations because of his great jumping ability. He made his first pro interception at Chicago in 1981 and returned it 65 yards, the longest interception return by a Bronco in the past three years. He took over as Denver's strong safety in 1982 and started eight of the nine contests in that strike-shortened campaign. Bronco coaches feel that Smith has the ability to dominate at strong safety and are looking forward to his continued development at that position.

**COLLEGE:** Dennis earned four letters in football and three more in track at Southern California, making several All-America teams following his senior season. His four-year totals included 205 tackles and 16 pass interceptions, including a team high of seven in 1978. Smith played in the Rose Bowl following the 1978 and 1979 seasons and in the Bluebonnet Bowl after the 1977 campaign. He demonstrated his athletic prowess as a seven-foot high jumper for the Trojan track team.

**PERSONAL:** Dennis and his wife, Andree, have a daughter, Tiffany Diamond (1/26/84), and they make their off-season home in Santa Monica, Calif. Basketball is one of Dennis's favorite hobbies. Smith lettered twice as a wide receiver and defensive back at Santa Monica HS, also earning three prep letters in track and one more in basketball.

### Professional Record

#### INTERCEPTIONS

Year	Club	Games	Starts	No.	Yds.	Avg.	TD
1981	Denver	16	4	1	65	65.0	0
1982	Denver	8	8	1	29	29.0	0
1983	Denver	14	13	4	39		
<b>TOTALS</b>		38	25	6	133	22.2	0

**ADDITIONAL STATISTICS:** Recovered two fumbles, 1981; blocked one kick, 1982.

## No. 78 RICHARD CHARLES (Rich) STACHOWSKI

### Nose Tackle



**Birthdate**—March 29, 1961  
**Birthplace**—Los Angeles, Calif.  
**Residence**—Burbank, Calif.  
**How Acquired**—FA, 1983  
**College**—California  
**High School**—Burbank HS, Burbank, Calif.  
**Height**—6-4  
**Weight**—250  
**Pro Year**—2nd  
**Year with Broncos**—2nd

Rich Stachowski played in 14 games in 1983, doing well in brief appearances at nose tackle, and will challenge for increased playing time in 1984. Stachowski was one of the surprises of last year's training camp and his steady improvement earned him a place on the roster.

**COLLEGE:** Rich played for the University of California Golden Bears from 1979-82 and he majored in physical geography at the Berkeley school.

**PERSONAL:** Rich and his wife Barbara make their home in Burbank, Calif., where he earned two letters each in football, basketball, and track at Burbank HS.

### Professional Record

**GAMES PLAYED:** 1983 (14).  
**GAMES STARTED:** 1983 (0).

## No. 70 DAVID DERALD (Dave) STUDDARD

### Tackle



**Birthdate**—November 22, 1955  
**Birthplace**—San Antonio, Tex.  
**Residence**—Littleton, Colo.  
**How Acquired**—FA, 1979  
**College**—Texas  
**High School**—Pearsall HS, Pearsall, Tex.  
**Height**—6-4  
**Weight**—260  
**Pro Year**—6th  
**Year with Broncos**—6th

Dave Studdard returned to his customary left tackle position in 1983 after a year's experiment at guard. Studdard started all 16 games last season and has not missed a starting assignment in the past three years. One of the best athletes on the offensive line, Studdard has recorded two pass receptions while playing tight end in short yardage situations, including one for a touchdown in a victory over Seattle in 1979. Originally a ninth round draft choice of the Baltimore Colts, he was waived by Baltimore at the end of their 1978 training camp and sat out that season. Studdard signed with Denver for 1979, became a starting tackle immediately and made the NFL All-Rookie team.

**COLLEGE:** Dave lettered three times and was an All-Southwest Athletic Conference player at the University of Texas, where he was a teammate of Houston running back Earl Campbell. He graduated with a degree in physical education.

**PERSONAL:** Dave and his wife Cecilia have a daughter, Katie (4/1/83). They make their home in the Denver suburb of Littleton. An avid outdoorsman, he lists hunting as his favorite hobby. At Pearsall (Texas) HS he earned 11 letters, three in football as a tight end, three in basketball as a center, three as a weight man in track and field, and two more in baseball as a first baseman. Studdard

is a nephew of Howard Fest, former guard with Cincinnati and Tampa Bay.

### Professional Record

**GAMES PLAYED:** 1979 (16); 1980 (16); 1981 (16); 1982 (9); 1983 (16).  
**GAMES STARTED:** 1979 (16); 1980 (12); 1981 (16); 1982 (9); 1983 (16).  
**ADDITIONAL STATISTICS:** Caught one pass for two yards and a touchdown, 1979; recovered one fumble, 1980; caught one pass for 10 yards, 1981; returned two kickoffs for eight yards and recovered one fumble, 1983.

## No. 51 ROBERT CHARLES (Bob) SWENSON

### Linebacker



**Birthdate**—July 1, 1953  
**Birthplace**—Stockton, Calif.  
**Residence**—Longmont, Colo.  
**How Acquired**—FA, 1975  
**College**—California  
**High School**—Tracy HS, Tracy, Calif.  
**Height**—6-3  
**Weight**—225  
**Pro Year**—9th  
**Year with Broncos**—9th

Bob Swenson will be coming back after a serious season-ending knee injury that he sustained in the second game of the 1983 campaign. Swenson became a starter as a free agent rookie in 1975 and held the job through 64 straight games until a broken arm forced him out of action in 1980. In 1979 Swenson was in on 163 tackles, had three interceptions and recovered four fumbles, one of which he returned 88 yards for a touchdown. Swenson earned UPI All-AFC second team honors in 1979. After missing the 1980 season, Swenson returned to have an outstanding year in 1981, making the AFC Pro Bowl team and being named All-Pro by AP, NEA, and The Sporting News. He had 145 tackles and participated in a significant number of big plays. Swenson was voted the defensive most valuable player by his teammates in 1979 and 1981. He has a career total of 11 interceptions and nine fumble recoveries coming into his 10th year with the Bronco organization.

**COLLEGE:** Bob played three years for the University of California at Berkeley, where he graduated with a degree in marketing.

**PERSONAL:** Bob and his wife Mary have a daughter, Lauren (1/15/83), and reside in Longmont. During the off season Swenson works for Brady Corporation, a Denver development company. In addition to raising Quarter Horses, Bob lists every hobby except skydiving and bowling and says he is currently working on the initial planning of his second dream.

### Professional Record

Year	Club	INTERCEPTIONS					
		Games	Starts	No.	Yds.	Avg.	TD
1975	Denver	14	0	1	4	4.0	0
1976	Denver	14	14	2	31	15.5	0
1977	Denver	14	14	1	0	0.0	0
1978	Denver	16	15	1	0	0.0	0
1979	Denver	16	16	3	0	0.0	0
1980	Denver			Injured reserve			
1981	Denver	16	16	3	53	17.7	0
1982	Denver	4	0	0	0	0.0	0
1983	Denver	2	2	0	0	0.0	0
TOTALS		96	77	11	88	8.0	0

**ADDITIONAL STATISTICS:** Recovered one fumble for a five yard return, lateral to Randy Polt for touchdown against Tampa Bay, 1976; recovered one fumble for four yards, 1978; recovered four fumbles, returned one 88 yards for a touchdown at San Francisco, 1979; recovered three fumbles, 1981.



## No. 84 ZACHARY DWAYNE (Zach) THOMAS

### Wide Receiver



**Birthdate**—September 8, 1960  
**Birthplace**—Rockledge, Fla.  
**Residence**—Cocoa, Fla.  
**How Acquired**—FA, 1983  
**College**—South Carolina State  
**High School**—Cocoa HS, Cocoa, Fla.  
**Height**—6-0  
**Weight**—182  
**Pro Year**—2nd  
**Year with Broncos**—2nd

Zach Thomas had an excellent rookie year in 1983, capped off by his selection to the Pro Football Weekly All-Rookie team as a punt returner. He led the Broncos last season in punt returns with 33 for 368 yards and an average of 11.2, which was the fourth best mark in the AFC, and he returned one 70 yards for a touchdown against the Los Angeles Raiders. Thomas was also the team leader in kickoff returns with 573 yards and a 20.5 average, and he also caught 12 passes for 182 yards in reserve duty as a wide receiver. Zach played in every game in 1983.

**COLLEGE:** Zach earned all-conference honors at South Carolina State, where he played from 1978-82. Zach led the Bulldogs in his junior and senior seasons in both punt and kickoff returns, taking one kickoff 87 yards for a touchdown in 1982. He was also the team's leading receiver in his senior campaign, with 27 receptions for 473 yards and three touchdowns.

**PERSONAL:** Zach was born in Rockledge, Fla. and graduated from Cocoa (Fla.) HS, where he lettered twice in football. He has a daughter, Latoya (2/6/80), and lists ping-pong, table billiards and backgammon as his hobbies.

#### Professional Record

Year	Club	RECEIVING						PUNT RETURNS			
		Games	Starts	No.	Yds.	Avg.	TD	No.	Yds.	Avg.	TD
1983	Denver	16	0	12	182	15.2	0	33	368	11.2	1
TOTALS		16	0	12	182	15.2	0	33	368	11.2	1

Year	Club	KICKOFF RETURNS			
		No.	Yds.	Avg.	TD
1983	Denver	28	573	20.5	0
TOTALS		28	573	20.5	0

**ADDITIONAL STATISTICS:** Fumbled four times and recovered three fumbles, 1983.

## No. 67 RICHARD KEITH (Keith) UECKER

### Tackle



**Birthdate**—June 29, 1960  
**Birthplace**—Hollywood, Fla.  
**Residence**—Hollywood, Fla.  
**How Acquired**—Draft #9, 1982  
**College**—Auburn  
**High School**—Hollywood Hills HS, Hollywood Hills, Fla.  
**Height**—6-5  
**Weight**—270  
**Pro Year**—3rd  
**Year with Broncos**—3rd

Keith Uecker continued to improve in 1983, playing in all 16 games and impressing Bronco coaches with his aggressive style. Uecker, a ninth round draft choice in 1982, was used a great deal

in short yardage and goal line situations. He gives the Broncos a strong back-up at the tackle position and is expected to compete for more playing time in 1984.

**COLLEGE:** Keith was a four-year letterman who earned All-SEC honors at Auburn in 1981, closing out his college career with appearances in the Blue-Gray, East-West, and Senior Bowl games. A four-year starter, he was named the Tigers' outstanding lineman in 1980, then moved from tackle to guard for the 1981 season.

**PERSONAL:** Keith is single and makes his off-season home in Hollywood, Fla., where he was a prep star at Hollywood Hills HS. He earned three prep letters each in football, baseball, and wrestling. Keith started Tai-Kwon-Do lessons in the off-season to improve his mobility and footwork. He also lists weight lifting, fishing, diving, four wheeling and skiing as his hobbies.

#### Professional Record

**GAMES PLAYED:** 1982 (5), 1983 (16).

**GAMES STARTED:** 1982 (2), 1983 none.

**ADDITIONAL STATISTICS:** Returned one kickoff for 12 yards, fumbled once, 1982.

## No. 81 STEPHEN ROSS (Steve) WATSON

### Wide Receiver



**Birthdate**—May 28, 1957  
**Birthplace**—Baltimore, Md.  
**Residence**—Arvada, Colo.  
**How Acquired**—FA, 1979  
**College**—Temple University  
**High School**—St. Mark's HS, Wilmington, Del.  
**Height**—6-4  
**Weight**—195  
**Pro Year**—6th  
**Year with Broncos**—6th

Steve Watson had another tremendous season last year, catching 59 passes (11th in the AFC) for 1,133 yards (fifth in the conference). He averaged 19.2 yards per catch and scored five touchdowns while recording his second 1,000-yard campaign in the past three years. Watson's sterling performance included five 100-yard games and he will come into 1984 having caught at least one pass in 43 of his last 44 games. Steve's career average per catch is 18.9, the second best figure in team history. He caught 36 passes for 555 yards in the strike-shortened 1982 season leading the Broncos and ranking 12th in the AFC in receptions and ninth in yardage. Watson had a brilliant season in 1981, leading the AFC in reception yardage with 1,244 and pacing the entire NFL in reception touchdowns with 13. His rise to prominence was one of the NFL's most remarkable stories in 1981, as the former free agent from Temple moved into the starting lineup in the second week of the season and rewrote the Bronco record books. He caught 60 passes and set new team records for reception yards (the previous record was 1,235, set by Lionel Taylor in 1960) and TDs (the previous record was 12 by Taylor in 1960). His 13 TDs tied the Denver single season total recorded by Floyd Little in 1972 and 1973. He was named All-AFC by UPI, earned a trip to the Pro Bowl, and was voted the club's offensive MVP by his teammates in 1981, an honor which he also received last year. Watson has had seven 100-yard games, with his high yardage total of 183 coming at Los Angeles against the Rams in 1982, also posting his single game reception high of 10 in that contest. He has caught touchdown passes of 95 and 93 yards, and holds the Denver record for longest non-scoring reception with an 86-yard play against Kansas



City in 1981. Steve caught three TD passes against Baltimore in 1981, scored twice in three other games, and had a streak of at least one TD pass in five straight games that year. Not drafted, Watson signed with Denver in 1979 and has played in every Bronco game since then, being used primarily as a special teams player until two years ago.

**COLLEGE:** Steve was a four-year letterman at wide receiver for Temple and was selected to the All-East team, playing in the East-West Shrine Game to close out his college career. He also won three letters and two conference championships as a long jumper, graduating with a degree in parks administration.

**PERSONAL:** Steve is single and lives in Arvada, Colo. He is presently studying for an associate degree in financial planning and plans to pursue a master's degree in business. Watson was a nine-letter man at St. Mark's HS in Wilmington, Del., earning three each in football, basketball, and track. Steve is extremely active in community service work and in 1983 was the Broncos' Miller NFL Man of the Year, finishing among the top five in the national competition. He was the honorary chairman of the American Cancer Society in Colorado for 1982 and also has been involved in promotional work for the Children's Hospital of Denver, the March of Dimes, and the Multiple Sclerosis Foundation.

#### Professional Record

Year	Club	RECEIVING					
		Games	Starts	No.	Yds.	Avg.	TD
1979—Denver		16	0	6	83	13.8	0
1980—Denver		16	1	6	146	24.3	0
1981—Denver		16	13	60	1,244	20.7	13
1982—Denver		9	9	36	555	15.4	2
1983—Denver		16	16	59	1,133	19.2	5
TOTALS		73	39	167	3,161	18.9	20

**ADDITIONAL STATISTICS:** Recovered one fumble, 1980; rushed twice for six yards, recovered two fumbles, 1981; rushed once for minus four yards, fumbled once, 1982; rushed three times for 17 yards, fumbled once, 1983.

## No. 47 GERALD WILLHITE

### Running Back



**Birthdate**—May 30, 1959  
**Birthplace**—Sacramento, Calif.  
**Residence**—Rancho Cordova, Calif.  
**How Acquired**—Draft #1, 1982  
**College**—San Jose State  
**High School**—Cordova HS, Rancho Cordova, Calif.  
**Height**—5-10  
**Weight**—200  
**Pro Year**—3rd  
**Year with Broncos**—3rd

Gerald Willhite is expected to be back at full strength in 1984 after a disappointing campaign in which the 1982 number one draft choice missed the first eight games with a strained right hamstring. He came back to lead the club in rushing average with a 4.4 mark on 43 attempts, and his 10.9 average on 14 pass receptions also was tops among all backs who had 10 or more catches. Willhite had an excellent rookie year for the Broncos, leading the club in rushing with 347 yards, which ranked him 15th among all AFC backs. His 1982 rushing average of 5.0 was tops on the team and second in the NFL, and he also contributed with 26 receptions for 227 yards. A versatile athlete, he returned 17 kickoffs for 337 and six punts for 63, giving him 974 all-purpose yards in that strike-shortened nine-game season. Willhite's career best rushing per-

formance was against Seattle (11/21/82), when he gained 70 yards on nine carries, and he had his single game reception high of six against Atlanta in 1982. He is expected to challenge Sammy Winder for the Broncos' starting halfback role in 1984.

**COLLEGE:** Gerald made honorable mention All-America and earned All-Pacific Coast Athletic Association honors as a senior at San Jose State, finishing his career as the leading ballcarrier in Spartan history. Willhite rushed for 2,364 yards in two seasons, also catching 107 passes for 927 yards and scoring 28 touchdowns. He had two consecutive seasons with over 1,000 yards rushing and more than 50 receptions, making him one of only two players ever to accomplish that feat. Gerald capped his college career with appearances in the East-West Shrine Game and the Olympia Gold Bowl. He also made All-PCAA in 1980 and was the conference's offensive player of the year as a junior. Willhite transferred to San Jose State from American River JC in Sacramento, which was where he first played organized football as a freshman. A recreation major, he also lettered four times in track as a sprinter.

**PERSONAL:** Gerald is single and makes his off-season home in Rancho Cordova, Calif. where he earned prep letters in track and wrestling at Cordova HS. His hobbies include fishing and horseback riding.

#### Professional Record

Year	Club	RUSHING						RECEIVING			
		Games	Starts	Att.	Yds.	Avg.	TD	No.	Yds.	Avg.	TD
1982—Denver		9	2	70	347	5.0	2	26	227	8.7	0
1983—Denver		8	0	43	188	4.4	3	14	153	10.9	1
TOTALS		17	2	113	535	4.7	5	40	380	9.5	1

Year	Club	PUNT RETURNS				KICKOFF RETURNS			
		No.	Yds.	Avg.	TD	No.	Yds.	Avg.	TD
1982—Denver		6	63	10.5	0	17	337	19.8	0
1983—Denver		0	0	0.0	0	0	0	0.0	0
TOTALS		6	63	10.5	0	17	337	19.8	0

**ADDITIONAL STATISTICS:** Passed twice, once incomplete and one intercepted, and fumbled five times, 1982; passed once, incomplete, 1983.

## No. 45 STEVEN ANTHONY (Steve) WILSON

### Cornerback



**Birthdate**—Aug. 24, 1957  
**Birthplace**—Los Angeles, Calif.  
**Residence**—Richardson, Tex.  
**How Acquired**—FA, 1982  
**College**—Howard  
**High School**—Northern HS, Durham, N.C.  
**Height**—5-10  
**Weight**—195  
**Pro Year**—6th  
**Year with Broncos**—3rd

Steve Wilson had a good season in 1983, starting three of the 16 games in which he played, after injuries to Steve Foley and Dennis Smith forced a realignment of the defensive backfield. All five of Wilson's interceptions came during his three weeks as a starter, including a career-high three in Denver's 38-27 win over Seattle. Wilson was also second on the team in kickoff returns with 24 for 485 yards and a 20.2 average, and he also caught 12-yard pass in Denver's playoff loss to the Seahawks. Wilson joined the Broncos one game into the 1982 season and went on to play in eight games, starting three. He intercepted two passes in the

1982 campaign, one of which came in the closing seconds to secure a win over the Los Angeles Rams. Originally signed by Dallas as a free agent wide receiver, Wilson led the Cowboys in punt returns in 1979 while catching three passes for a 25.3 average. He converted to cornerback in 1980 and started 11 games there, intercepting four passes in the regular season and two more in the playoffs. He led the Cowboys that year in passes defended with 41 and started the first four games of 1981 before being displaced by Everson Walls. Wilson moved back to wide receiver in 1982, but was a late cut and subsequently joined the Broncos. He is an excellent athlete, as his pro experience on offense, defense, and special teams indicates. He has missed just one game in his pro career.

**COLLEGE:** Steve finished his four-year Howard University career as the Washington, D.C. school's all-time leading receiver and kick returner. Wilson caught 94 passes for 1,399 yards and 12 touchdowns, all Howard records. He earned All-Mid-Eastern Conference honors in 1978, and has a degree in marketing from Howard.

**PERSONAL:** Steve and his wife Cathy have a son, Ryan Anthony (11/2/82), and the family makes its home in Richardson, Tex. A Los Angeles native, he was raised in Durham, N.C., and graduated from Durham's Northern HS. Steve is the son of "Touchdown" Tommy Wilson, a two-time Pro Bowl running back with the Los Angeles Rams (1956-61) who also played for the Cleveland Browns and Minnesota Vikings.

#### Professional Record

Year	Club	Games	Starts	INTERCEPTIONS				RECEIVING			
				No.	Yds.	Avg.	TD	No.	Yds.	Avg.	TD
1979	Dallas	16	0	0	0	0.0	0	3	76	25.3	0
1980	Dallas	16	11	4	82	20.5	0	0	0	0.0	0
1981	Dallas	16	4	2	0	0.0	0	0	0	0.0	0
1982	Denver	8	3	2	22	11.0	0	0	0	0.0	0
1983	Denver	16	3	5	91	18.2	0	0	0	0.0	0
TOTALS		72	21	13	195	15.0	0	3	76	25.3	0

Year	Club	KICKOFF RETURNS				PUNT RETURNS			
		No.	Yds.	Avg.	TD	No.	Yds.	Avg.	TD
1979	Dallas	19	328	17.2	0	35	236	6.8	0
1980	Dallas	7	139	19.9	0	0	0	0.0	0
1981	Dallas	2	32	16.0	0	0	0	0.0	0
1982	Denver	6	123	20.5	0	0	0	0.0	0
1983	Denver	24	485	20.2	0	0	0	0.0	0
TOTALS		58	1,107	19.1	0	35	236	6.8	0

**ADDITIONAL STATISTICS:** Recovered one fumble, 1981; recovered one fumble for one yard, 1982; fumbled once and recovered one fumble, 1983.

## No. 23 SAMMY WINDER

### Running Back



**Birthdate**—July 15, 1959  
**Birthplace**—Madison, Miss.  
**Residence**—Jackson, Miss.  
**How Acquired**—Draft #5, 1982  
**College**—Southern Mississippi  
**High School**—Ridgeland HS, Madison, Miss.  
**Height**—5-11  
**Weight**—203  
**Pro Year**—3rd  
**Year with Broncos**—3rd

Sammy Winder moved into a starting role in 1983 and had an outstanding year, rushing for 757 yards despite missing two whole games and virtually all of another with a sprained ankle. He was

ranked 12th in the AFC and his rushing total was the eighth highest in Bronco history. Winder's best day as a pro came last year at Houston, where he rushed 29 times for 165, the third highest single game total in Bronco history. He recorded his longest run from scrimmage as a pro with a 52-yard jaunt at Houston. Two weeks earlier he had rushed for 119 yards against the Los Angeles Raiders, which was the first time since 1980 that a Bronco back had gone over 100 yards in a game. Winder was drafted by the Broncos in the fifth round in 1982 and he rushed for 259 in his strike-shortened rookie season.

**COLLEGE:** Sammy was an extremely productive player at Southern Mississippi, setting school career records for rushing attempts (736), rushing touchdowns (39), and points (234). The second all-time leading Southern Mississippi rusher, he gained 3,114 yards there and led the nation in scoring in 1980 with 20 TDs for 120 points. A two-time All-South Independent selection and honorable mention All-America, Winder had nine 100-yard games in his career and had a personal high of 175 rushing yards against Memphis State in 1981. He earned four college letters.

**PERSONAL:** Sammy is single and makes his off-season home in Jackson, Miss. He graduated from Ridgeland HS in his native Madison, Miss., lettering three times as a fullback and four times in track and field. Sammy lists hunting and fishing as his favorite hobbies.

#### Professional Record

Year	Club	Games	Starts	RUSHING				RECEIVING			
				Att.	Yds.	Avg.	TD	No.	Yds.	Avg.	TD
1982	Denver	8	2	67	259	3.9	1	11	83	7.5	0
1983	Denver	14	13	196	757	3.9	3	23	150	6.5	0
TOTALS		22	15	263	1,016	3.9	4	34	233	6.8	0

**ADDITIONAL STATISTICS:** Fumbled once, recovered one fumble, 1982; fumbled seven times, 1983.

## No. 52 KENNETH EMIL (Ken) WOODARD

### Linebacker



**Birthdate**—January 22, 1960  
**Birthplace**—Detroit, Mich.  
**Residence**—Detroit, Mich.  
**How Acquired**—Draft #10, 1982  
**College**—Tuskegee Institute  
**High School**—Martin Luther King HS, Detroit, Mich.  
**Height**—6-1  
**Weight**—218  
**Pro Year**—3rd  
**Year with Broncos**—3rd

Ken Woodard played in every game in 1983, making his first professional start against San Diego, in place of injured Tom Jackson. Woodard was also one of the Broncos' best special teams performers, being named by his teammates as Denver's most valuable player on that unit. He was credited with two quarterback sacks and he recovered a fumble while playing at his right outside linebacker position. Woodard, a tenth round draft choice in 1982, has been timed at 4.5 seconds in the 40-yard dash.

**COLLEGE:** Ken was a four-year letter winner at Tuskegee Institute in Tuskegee, Ala., where recorded 10 quarterback sacks, intercepted three passes, and recovered two fumbles in a banner 1981 campaign. Woodard made All-Southern Intercollegiate Athletic Conference three times, won a berth on the Sheridan Black Network small college All-America team, and played in both the Blue-Gray and Black College All-Star games as a senior. He was team captain in his second year.

**PERSONAL:** Ken is single and makes his off-season home in his native Detroit, Mich., where he earned seven prep letters at Martin Luther King HS. He lettered three times each in football and swimming and once in track (440 and 880-yard relays). During the off-season, Ken worked toward completing his major in computer science. Ken lists swimming as his hobby.

#### Professional Record

**GAMES PLAYED:** 1982 (9), 1983 (16).

**GAMES STARTED:** 1982 (0), 1983 (1).

**ADDITIONAL STATISTICS:** Recovered one fumble, 1983.

#### Professional Record

Year	Club	RECEIVING					
		Games	Starts	No.	Yds.	Avg.	TD
1978	Atlanta	15	0	2	26	13.0	0
1979	Atlanta			Injured Reserve			
1980	Denver	1	0	0	0	0.0	0
1981	Denver	16	0	3	22	7.3	1
1982	Denver	9	3	9	120	13.3	1
1983	Denver	6	6	13	134	10.3	0
TOTALS		47	9	27	302	11.2	1

**ADDITIONAL STATISTICS:** Returned two kickoffs for 31 yards, 1978; rushed once for 11 yards, recovered one fumble, 1981; rushed once for minus four yards, 1982; rushed once for minus 11 yards, fumbled twice, 1983.

### No. 87 JAMES W. (Jim) WRIGHT *Tight End*



**Birthdate**—September 1, 1956

**Birthplace**—Ft. Hood, Tex.

**Residence**—Houston, Tex.

**How Acquired**—FA, 1980

**College**—Texas Christian

**High School**—Brenham HS, Brenham, Tex.

**Height**—6-3

**Weight**—240

**Pro Year**—5th

**Year with Broncos**—4th

Jim Wright will be coming back this year from a pinched nerve injury which sidelined him for the final 10 games of the 1983 season. Prior to the injury, Wright had caught 13 passes for 134 yards as Denver's starting tight end, a position he won in last year's training camp. Wright had his best game as a pro last season against Chicago, gaining 65 yards on five receptions, with both marks being personal single-game highs. Wright played in every game during the 1981-82 seasons, starting the final three games of 1982. In 1981 he played primarily on special teams and in formations which called for two tight ends, scoring his first pro touchdown in Denver's 42-24 victory over San Diego that year. Wright joined the Broncos as a free agent at the end of the 1980 campaign, playing in the final game of the year. Drafted in the seventh round by Atlanta in 1978, he stuck with the Falcons as a rookie, catching two passes for 26 yards in a reserve role. Wright missed the entire 1979 season on injured reserve, then was waived by Atlanta at the close of the 1980 preseason, subsequently joining the Broncos.

**COLLEGE:** Jim played two seasons as a tight end at Texas Christian University, earning two letters while catching 26 passes for the Horned Frogs. He was used primarily as a blocking tight end in the TCU offense. Wright graduated with a bachelor's degree in psychology.

**PERSONAL:** Jim and his wife Glenda have a daughter, Stephanie (9/21/80), and a son, James III (9/28/82), and the family resides in Houston, Tex. Jim is enrolled in graduate school (public administration) at the University of Houston in the off-season, and he has also taken some computer programming classes at Houston. His hobbies are landscaping and classic cars — he has restored a 1952 Chevy coupe, a 1953 Ford pickup truck, and a 1963 Chevy Impala. He also does extensive work in youth programs. At Brenham HS in Brenham, Tex., Wright won three letters in football and two in track as a sprinter.

### No. 20 LOUIS DONNEL WRIGHT

*Cornerback*



**Birthdate**—January 31, 1953

**Birthplace**—Gilmer, Texas

**Residence**—Los Angeles, Calif.

**How Acquired**—Draft #1, 1975

**College**—San Jose State

**High School**—Bakersfield HS, Bakersfield, Calif.

**Height**—6-2

**Weight**—200

**Pro Year**—10th

**Year with Broncos**—10th

Louis Wright had an outstanding year in 1983, posting 113 tackles and leading the Broncos with a career-high of six interceptions. He earned his fourth Pro Bowl honor, but was unable to play in the all-star game because of a fractured finger. Wright was also named to the NEA All-Pro team. Wright's biggest interception of the year came in the second Baltimore game when he picked off a Mike Pagel pass and returned it 34 yards to the Baltimore 43-yard line, leading to Denver's second score in the Broncos' come-from-behind 21-19 victory. He recovered a fumble in the second Kansas City game and returned it 40 yards. Wright was one of only seven Broncos to start every game in the 1983 campaign and the only member of the defensive backfield to do so. Wright was also named to the Pro Bowl in 1977, 1978 and 1979, and he enters his tenth season with the Broncos with 17 career interceptions and eight fumble recoveries. Prior to missing the first Seattle game of the 1979 season with an eye injury, Wright had started in 89 consecutive regular season games. A first-round draft choice by the Broncos from San Jose State in 1975, Louis has recorded a 4.4 second time in the 40-yard dash.

**COLLEGE:** Louis had an outstanding two-year career at San Jose State after transferring from Bakersfield JC, lettering twice as a defensive back and capping his career with appearances in the East-West Shrine Game and the College All-Star Game. He was an All-Coast football selection, and also won two letters as a 9.6 sprinter in the 100, posted a 21.2 time in the 220, a 47.6 in the 440, and had a long jump of 25'7" for the track team. Wright majored in business management.

**PERSONAL:** Louis and his wife Vicki have two daughters, Summer Marie (3/12/79) and Kyla Lynn (10/1/82) and the family makes its off-season home in Los Angeles, Calif. At Bakersfield (Calif.) HS, Louis played wide receiver and defensive end in earning two varsity letters, in addition to winning two track letters as a sprinter and long jumper.



## Professional Record

Year	Club	INTERCEPTIONS					TD
		Games	Starts	No.	Yds.	Avg.	
1975—Denver		11	9	2	9	4.5	0
1976—Denver		14	14	0	32 (yds. on lat'r'l)	0	0
1977—Denver		14	14	3	128	42.7	1
1978—Denver		16	16	2	2	1.0	0
1979—Denver		16	16	2	2	10.0	0
1980—Denver		15	15		None		
1981—Denver		8	8		None		
1982—Denver		9	9	2	18	9.0	0
1983—Denver		16	16	6	50	8.3	0
TOTALS		119	117	17	259	15.2	1

**ADDITIONAL STATISTICS:** Recovered one fumble for four yards, 1975; recovered one fumble, 1976; recovered two fumbles, 1978; recovered one fumble for four yards, ran 78 yards for a touchdown after a lateral from Randy Gradishar, and blocked one kick, 1979; recovered one fumble for -5 yards, 1981; recovered one fumble, 1982; returned one punt for 0 yards, recovered one fumble for 40 yards, fumbled once, 1983.



## INJURED RESERVE 1983

### No. 69 BRET JAMES FELKNOR

*Defensive End*



**Birthdate**—April 26, 1961

**Birthplace**—Minneapolis, Minn.

**Residence**—Anoka, Minn.

**How Acquired**—FA, 1983

**College**—Hamline

**High School**—Anoka HS, Anoka, Minn.

**Height**—6-4

**Weight**—260

**Pro Year**—1st

**Year with Broncos**—1st

Bret Felknor signed with the Broncos after the 1983 draft, but sustained a training camp knee injury that sidelined him for the entire season. He worked hard on weight training during the off-season and increased his weight from 245 to 260 pounds.

**COLLEGE:** Bret was an NAIA honorable mention All-American in 1982, in addition to being named all-conference and team most valuable player for Hamline University in St. Paul, Minn. He played both defensive tackle and defensive end for the Fighting Pipers from 1979-82. Bret has a degree in business administration from Hamline.

**PERSONAL:** Bret is single and lists Anoka, Minn., as his home of record, although he lived in Denver this past off-season. Bret was born in Minneapolis, Minn., and graduated from Anoka (Minn.) HS, where he lettered twice each in football and track and also participated in prep hockey and skiing. He enjoys hunting and fishing.

#### Professional Record

**GAMES PLAYED:** 1983 (0-injured reserve).

### No. 56 GEORGE WASHINGTON (Weedy) HARRIS, JR.

*Linebacker*



**Birthdate**—December 2, 1960

**Birthplace**—Waco, Tex.

**Residence**—Waco, Tex.

**How Acquired**—Draft #5a, 1983

**College**—Houston

**High School**—Richfield HS, Waco, Tex.

**Height**—6-2

**Weight**—223

**Pro Year**—1st

**Year with Broncos**—1st

Weedy Harris was drafted by Denver in the fifth round of the 1983 player draft, but suffered a knee injury in training camp and spent the entire year on injured reserve. He is expected to compete at the left inside linebacker position this season.

**COLLEGE:** Weedy led Houston's defense in tackles in both his senior and junior seasons, making 128 in 1982 and 121 in 1981, and he finished his collegiate career with 290 tackles and two interceptions. Weedy made first team All-Southwest Conference (AP and UPI) in 1982 despite having missed the final two games of the season because of a knee injury that required arthroscopic surgery. Weedy majored in Business.

**PERSONAL:** Weedy and his wife Jacqueline have a son, Delvin



(8/24/79), and they make their home in his native Waco, Tex. At Richfield HS in Waco, he earned three prep letters in football as a linebacker and fullback, and two each in basketball and track. Weedy likes to hunt, fish, and play the bass guitar in his spare time.

## No. 71 MAOMAO NIKO

*Guard*



**Birthdate**—March 31, 1960  
**Birthplace**—San Francisco, Calif.  
**Residence**—Hayward, Calif.  
**How Acquired**—FA, 1983  
**College**—San Jose State  
**High School**—Mt. Eden HS, Hayward, Calif.  
**Height**—6-3  
**Weight**—290  
**Pro Year**—1st  
**Year with Broncos**—1st

Maomao Niko signed with Denver as a free agent immediately following the 1983 draft, but sprained his left knee in training camp and spent the entire season on injured reserve.

**COLLEGE:** Maomao played at San Jose State from 1978-82, beginning his career as a defensive tackle before moving over to offense in 1980.

**PERSONAL:** Maomao is single and makes his home in Hayward, Calif., where he earned three prep letters each in football and track at Mt. Eden HS. Maomao enjoys art, music, basketball, volleyball and swimming.

### Professional Record

**GAMES PLAYED:** 1983 (0-injured reserve).

## No. 83 JEFFREY SCOT (Jeff) RAIKES

*Wide Receiver*



**Birthdate**—July 1, 1960  
**Birthplace**—Denver, Colo.  
**Residence**—Denver, Colo.  
**How Acquired**—FA, 1983  
**College**—Colorado State  
**High School**—Fairview HS, Boulder, Colo.  
**Height**—6-1  
**Weight**—189  
**Pro Year**—1st  
**Year with Broncos**—1st

Jeff Raikes signed with the Broncos after the 1983 draft, but suffered a dislocated right shoulder in training camp and spent the entire season on injured reserve.


**COLLEGE:** Jeff had an outstanding senior year at Colorado State, earning All-Western Athletic Conference honors and gaining All-America citation as well. Raikes caught 30 passes for 838 yards, a 27.9 average, and 10 touchdowns in 1982. His average per catch established a new WAC record and led the nation that season. Raikes was at CSU from 1978-82, including a redshirt campaign in 1978.

**PERSONAL:** Jeff is single and resides in his native Denver. He attended Fairview HS in Boulder, where he lettered three times each in football and baseball and twice in basketball.

### Professional Record

**GAMES PLAYED:** 1983 (0-injured reserve).

## 1984 DRAFT CHOICES



Quarterback John Elway, the National Football League's number one draft choice in 1983.

## 1984 DRAFT CHOICES

Round	Player	Pos.	Ht.	Wt.	School
1	Traded to Colts for QB John Elway.				
2	Andre Townsend	NT/DE	6-3	265	Mississippi
3	Tony Lilly	S	6-0	199	Florida
4	Randy Robbins	CB	6-1	189	Arizona
5	Traded to San Francisco for TE Eason Ramson.				
6	Aaron Smith	LB	6-2	223	Utah State
7	Clarence Kay	TE	6-2	237	Georgia
8a	Winford Hood	G	6-3	262	Georgia
8b	Scott Garnett	NT	6-2	271	Washington
9	Chris Brewer	RB	6-1	193	Arizona
10	Bobby Micho	TE	6-3	227	Texas
11	Gene Lang	RB	5-10	196	Louisiana State
12	Murray Jarman	WR	6-5	210	Clemson

### CHRISTOPHER (Chris) BREWER RB Arizona 6-1, 193 DOB: Jan. 23, 1962 Draft Choice #9



Chris Brewer ranked seventh in the Pac 10 in rushing with 586 yards and earned second team All-Pac 10 honors in 1983, providing the pass-oriented Arizona offense with a good running threat. Brewer is known as a strong runner who was very effective in short yardage situations. He carried 114 times for a 5.1 average and scored seven touchdowns as a senior, also catching 16 passes for a 10.0 average. His career totals show 179 carries for 924 yards, a 5.1 average and eight

scores, along with 19 receptions for 182 yards and a 9.6 average. He gained notoriety throughout his college career as a special teams performer who consistently was the first player downfield on punt coverage. Brewer earned Pac 10 offensive player of the week honors for the Wildcats' season-opening 50-6 win over Oregon State, a contest in which he came off the bench and rushed 13 times for a career-high 156 yards, including seven runs of 10 yards or more, scoring one TD. He earned the starting full-back spot for the remainder of the season, and later in the year totaled 73 yards on 12 carries, with one TD, in a win over Washington State. Brewer was named Arizona's offensive player of the week for his rushing (13 attempts for 88 yards and one TD) and receiving (four catches for 39 yards) performance vs. Washington. A Denver native, Chris was a prep star at Denver's George Washington HS, where he was a prep All-American as a junior and earned all-city honors as a senior. In addition to winning three letters in football, Chris also competed in basketball and track.

### SCOTT AARON GARNETT NT Washington 6-2, 271 DOB: Dec. 3, 1962 Draft Choice #8b



Scott Garnett was plagued with three metatarsal injuries in a period of 12 months as a collegian and missed five games each in 1981 and 1982 due to foot injuries, but recovered to finish strong in the latter part of his senior campaign. He considered red-shirting to let his foot mend and stayed out of action for the first seven games. Garnett returned to play the final five contests and was credited with eight tackles each vs. Arizona and Southern California, coming up


with seven assists against UCLA in his first game back. His finest performance came in the Aloha Bowl against Penn State, when he was credited with five unassisted tackles and three stops in the backfield for 13 yards lost. Garnett is described as a player possessing an outstanding combination of strength and quickness, and one who is capable of taking on and defeating double teams. As a junior he racked up 40 tackles in seven games before injuring his metatarsal against Texas Tech and received honorable mention All-Pac 10 honors despite playing in only seven contests. As a sophomore Garnett nailed down the Huskies' starting nose guard slot and recorded 45 tackles in just five games before breaking his metatarsal against California in week five. He had his career high of 17 tackles against Kansas State in 1981. After missing five games Garnett returned to play in the season finale and then made four tackles against Iowa in the Rose Bowl. Garnett first earned a starting job in the final two games of his freshman campaign, registering 12 tackles against Southern Cal in his first start, closing out his first season with a start against Michigan in the Rose Bowl. Born in Pasadena, Calif., Scott was a three-year letterman at Pasadena's John Muir HS, where he earned Carnation All-America, All-CIF Division II, and San Gabriel Valley MVP honors as a senior. He was All-Pacific League and All-San Gabriel Valley for two seasons. He also earned four track letters and won the California state shot put title with a 64'-8 3/4" effort, earning Scholastic Coach Prep All-America honors in the process. A society and justice major at Washington, Scott enjoys weight lifting, playing backgammon, and listening to music.

### WINFORD DEWAYNE HOOD G 6-3, 262 DOB: March 29, 1962 Draft Choice #8a



Winford Hood started every game at left tackle for the Georgia Bulldogs last year and earned second team All-Southeastern Conference honors (AP). He started in the Cotton Bowl last year and in the Sugar Bowl in 1982, a season in which Hood saw extensive duty at left guard and tackle, playing in all 11 games and serving as a part-time starter. In 1981 he lettered on the Georgia varsity after a freshman campaign in which he was injured the majority of the 1980 season with a

groin injury. Born in Atlanta, Ga., Winford earned numerous honors at Atlanta's Therrell HS, including Parade Magazine 1979 National Lineman of the Year, Adidas All-American in 1979 as selected by Scholastic Coach and Athlete Magazine, and all-state and all-metro Atlanta selection in 1978 and 1979. Winford was a business education major at Georgia.

**FREDERICK MURRAY (Murray) JARMAN WR****6-5, 210 DOB: Jan. 26, 1961****Draft Choice #12**

Murray Jarman will be making the transition to football with the Broncos after an outstanding college basketball and track career at Clemson. An incredible athlete, Jarman walked onto the basketball team as a freshman and was voted team MVP as a senior, finishing second in career field goal percentage at Clemson, hitting on 242 of 440 for a .550 mark. He has a vertical jump of 42 inches and has high-jumped 6'-8". Jarman led the Tigers in scoring (15.0 ppg) and rebounding

(5.5 rpg) in 1983-84, leading the squad in minutes played with 864. His best game was the final contest of his career, when he netted 28 points against then top-ranked North Carolina in the Atlantic Coast Conference tournament. He led the team in scoring in 12 of the 28 games and led the Tigers in rebounding in eight games, despite being one of the smallest centers playing major college basketball in the country. In 1982-83 Jarman came out of nowhere to average 13 points per game in the last 11 outings and was named the most improved player on the club by his teammates. As a junior he scored 18 points against North Carolina and Sam Perkins and another 18 four nights later against Virginia and Ralph Sampson. Jarman initially went to Fordham, but transferred to Clemson before his freshman season began, allowing him to count that year as his redshirt year. He earned a scholarship after making the basketball team as a walkon. A native of Birmingham, Ala., Murray graduated from St. Andrew's HS in Delray Beach, Fla., where he was named MVP of both the football and basketball teams as a senior, also being cited as the South Palm Beach County Player of the Year. His father, Claude Jarman, once won an Academy Award as a child actor in the film, **The Yearling**. Murray majored in sociology at Clemson.

**CLARENCE HUBERT KAY TE****6-2, 237 DOB: July 30, 1961****Draft Choice #7**

Clarence Kay earned second team All-Southeastern Conference honors (AP) for a senior year in which he started every game, including the Cotton Bowl, and caught 17 passes for 260 yards and three touchdowns. Kay's career statistics show 51 receptions for 740 yards and six scores. A player who combines excellent blocking and receiving skills, he was a regular in Georgia's two tight end formation, led the Bulldogs in receptions as a junior (12 catches for 175 yards

and two TDs) and caught five passes for 61 yards and one score in the 1983 Sugar Bowl vs. Penn State. He also caught a TD pass in the 1982 Sugar Bowl, capping a sophomore campaign in which he was a co-regular and caught 18 passes to record his career high in that department. Kay was the number two tight end for the majority of his freshman season. He won numerous outstanding player citations from the Georgia coaches during his tenure there. A native of Seneca, S.C., Clarence was a superior prep athlete at Seneca HS, earning 12 letters in football, basketball, and track, recording a personal high of 6'-8" in the high jump. He was named to the Adidas football All-America squad for his play in 1979. Clarence was an arts and sciences major at Georgia.

**GENE ERIC LANG RB****5-10, 196 DOB: March 15, 1962****Draft Choice #11**

Gene Lang was a steady player at both tailback and fullback during his four seasons at Louisiana State, finishing with a 4.3 rushing average (832 yards on 192 carries, with four touchdowns) and 32 receptions for 262 yards. As a senior he played in every game and finished third on the club in rushing with 252 yards while catching 15 passes for 113 yards and one TD. Lang was tailback in his first two years at Baton Rouge, but shifted to fullback after an injury-shortened sophomore campaign.

Gene started in the same backfield with second-year Bronco Jesse Myles for the Tigers. A native of Pass Christian, Miss., he had a brilliant high school career at Pass Christian HS, where he earned three letters each in football and track and rushed for more than 3,000 yards in his career. Gene was all-conference twice in football and was the conference MVP as a senior, also being named the track team's most valuable runner all three years. One of nine children, Gene's hobbies include swimming and running.

**ROBERT ANTHONY (Tony) LILLY S****6-0, 199 DOB: Feb. 16, 1962****Draft Choice #3**

Tony Lilly was a productive three-year starter who had a reputation for being around the ball at Florida, as evidenced by 297 career tackles, nine interceptions, six forced fumbles, and four fumble recoveries. Last year his four interceptions tied Lilly for first in the Southeastern Conference and helped him garner a variety of honors, including Football News second team All-America, AP honorable mention All-America, and AP All-SEC. He received the Gator Bowl defensive player

of the game honors with two interceptions vs. Iowa and duplicated that effort in the South's 21-20 Senior Bowl win, as his second theft of the game with 18 seconds remaining sealed the win. A three-time All-SEC choice, Lilly had two interceptions against Kentucky last year and was credited with eight or more tackles five times. He caused three fumbles last year, including two against Southern Cal. As a junior Lilly was in on 105 tackles, including 21 against Georgia and 16 against Southern Cal, while picking off three enemy aeriels. As a sophomore Tony earned second team All-SEC honors while amassing 107 tackles, including 16 vs. Georgia. He also forced three fumbles, intercepted two passes, and broke up six more that year. He started two games as a freshman in 1980. A native of Alexandria, Va., Tony was first team all-state, all-region, and all-district in his senior year at Woodbridge HS in Woodbridge, Va., leading the team with seven interceptions while punting for a 39.8 average. He earned four prep letters each in football and basketball, and one more in baseball. The national Punt, Pass, and Kick champion as an eighth grader, Tony was a management major at Florida.



**ROBERT ANTHONY (Bobby) MICHOT**  
**6-3, 227 DOB: March 7, 1962**  
**Draft Choice #10**



Bobby Michot missed the first two games of the 1983 campaign due to arthroscopic knee surgery, but recovered to play in the final nine games of the season and catch four passes for 63 yards as the Longhorns' tight end. He first earned the starting role in 1982, finishing that year with 16 catches for 255 yards and two touchdowns. Michot was moved to tight end in 1981 spring practice after two seasons as a running back and safety. He caught a 51-yard TD pass against Southern

Methodist in his junior year. Michot's career stats show 20 receptions for 318 yards and two scores, as well as six rushing attempts for 16 yards. A native of Omaha, Neb., Bobby gained more than 1,000 yards rushing as a senior running back for Austin Anderson HS, earning all-district and all-Central Texas honors. He was the MVP in the Texas high school all-star game as a running back. In his junior year he was all-district as a defensive back. Overall, Bobby lettered three times in football and four times in track. He was a government major at Texas.

**RANDY ROBBINS**  
**6-2, 189 DOB: Sept. 14, 1962**  
**Draft Choice #4**



Randy Robbins was an AP honorable mention All-American and earned first team All-Pac 10 honors in 1983, intercepting four passes and defending 17 others while getting in on 61 tackles and closing out his college career with a Senior Bowl appearance. A three-year starter who started 32 of 33 games from 1981-83, Robbins wreaked havoc on Pac 10 passing attacks with 12 career interceptions for 204 yards and a conference record four touchdowns on interception returns. He led the Pac 10 with six thefts in 1982, earning honorable mention all-conference, and established a reputation as an excellent man-to-man defender who uses his exceptional jumping ability with keen anticipation. Last year against Washington State Robbins scored on a 43-yard interception return, made six tackles, blocked a punt, and broke up three passes. He also scored on a 16-yard interception return against Utah. His finest performance as a junior came against Washington State, when he returned a pass theft 29 yards for a TD to go along with six tackles, two passes broken up, and another interception. His other TD came on a 32-yard interception return against Oregon State in 1981. A big play performer, Robbins set up the winning score as a sophomore against Southern Cal by forcing a fumble. He recovered two fumbles in college, giving him a total of 14 career turnovers to go along with 172 total tackles. A multi-talented athlete, Randy was a nine-letter winner at Casa Grande Union HS in his native Casa Grande, Ariz., including two each in football, baseball, and track, and three in basketball. He saw action as a running back, defensive back, wide receiver, and kicker in high school. As a senior Randy received all-league and all-county honors and was an Arizona Daily Star Blue Chip selection. Randy majored in business and public administration at Arizona.

**AARON CLAYTON SMITH**  
**6-2, 223 DOB: Aug. 10, 1962**  
**Draft Choice #6**



Aaron Smith set a new Utah State tackles record with 131 in 1983, starting all 11 games and being selected second team All-Pacific Coast Athletic Association. He intercepted two passes against Pacific and was named PCAA player of the week for his efforts in that Aggie victory. Known as a player who runs the field sideline-to-sideline with authority and speed, Smith was regarded as a fine defender in man-to-man pass coverage at Utah State. A disciplined, intelligent player,

Smith started for three seasons in college and finished his career with 240 tackles, including 74 as a sophomore and 35 during an injury-plagued junior campaign. A native of Los Angeles, Aaron was the athlete of the year and an all-league choice at St. Bernard HS in Playa Del Rey, where he lettered twice each in football and track. He played tight end as well as linebacker in high school, and his track specialties were the shot put, mile relay, and 40 relay. A Dean's list honor winner throughout high school, Aaron posted a 3.0 average in all quarters but two at Utah State and is interested in law enforcement and computer analysis. His younger brother, Al, also plays football at Utah State.

**ANDRE TOWNSEND**  
**6-3, 265 DOB: Oct. 8, 1962**  
**Draft Choice #2**



Andre Townsend was a fearsome force as a three-year starter at Mississippi, leading the Rebels in tackles in 1982 and finishing second last year. He was named second team All-Southeastern Conference (AP) both years and in 1983 was a Football News third team All-American, closing out his career with eye-catching performances in both the Independence and Senior Bowls. Last year he registered his second straight 111-tackle season and added 10 more enroute to defensive

MVP honors against the Air Force Academy in the Independence Bowl. Townsend led the Rebels in quarterback sacks (seven) and in tackles behind the line of scrimmage (17). He made two sacks each vs. Tulane, Vanderbilt, and Texas Christian, totaling seven games with 10 or more tackles and being credited with 15 hits in the regular season-ending win over Mississippi State. Townsend totally disrupted the Vanderbilt offense with 11 tackles, two sacks, one fumble recovery, and one forced fumble, earning AP defensive player of the week citation for his effort against the Commodores. He had four tackles behind the line vs. TCU and three each against Tulane and Southern Mississippi. Townsend had a tremendous game in the Senior Bowl, registering two sacks and preserving the South's 21-20 victory over the North by blocking the potential game-tying extra point attempt. As a junior he led the club in tackles (111), first hits (81), and fumble recoveries (three), garnering CBS-TV Defensive Player of the Game honors against Vanderbilt for his seven tackle effort. As a sophomore Andre nailed down a starting berth at right defensive tackle and responded with 71 tackles, making his lone career interception against Memphis State. Townsend saw little action as a freshman at Ole Miss. He reported to the Rebel camp in his freshman year at 215 pounds, but built himself up to a solid 265 pounds during four years of weight work in the Mississippi program. Andre was born in Chicago, Ill., but grew up in Aberdeen, Miss., where he lettered six times (twice each in football, basketball, and track) at Aberdeen HS. He received all-state honors as well as honorable mention All-America acclaim as a senior grinder, making All-Little 10 Conference on both offense (TE) and defense (DT). Andre led his prep basketball team in scoring with a 19.9 average. He majored in urban administration at Mississippi.

# THE 1983 SEASON



Placekicker Rich Karlis, whose two-year field goal percentage of .842 is the highest in Bronco history.

## FINAL STATISTICS

### REGULAR SEASON (9-7)

Date	Opponent	Denver	Opponent	Attend.
9/4	at Pittsburgh	14	10	58,233
9/11	at Baltimore	17	10	52,613
9/18	PHILADELPHIA	10	13	74,202
9/25	L.A. RAIDERS	7	22	74,289
10/2	at Chicago	14	31	58,210
10/9	at Houston	26	14	44,209
10/16	CINCINNATI	24	17	74,305
10/23	SAN DIEGO	14	6	74,581
10/30	KANSAS CITY	27	24	74,640
11/6	at Seattle	19	27	64,785
11/13	at L.A. Raiders	20	22	51,945
11/20	SEATTLE	38	27	74,710
11/27	at San Diego	7	31	43,650
12/4	CLEVELAND	27	6	70,912
12/11	BALTIMORE	21	19	74,854
12/18	at Kansas City	17	48	11,377

### TEAM STATISTICS

	Broncos	Opponents
TOTAL FIRST DOWNS	292	321
Rushing	99	119
Passing	155	185
Penalty	38	17
Third Down Made/Attempts	43/121	48/132
Third Down Efficiency	31%	40%
TOTAL NET YARDS	4811	5611
Average Per Game	300.7	350.7
Total Plays	1025	1099
Average Per Play	4.7	5.1
NET YARDS RUSHING	1784	1938
Average Per Game	111.5	121.1
Total Rushes	471	509
Average Per Rush	3.8	3.8
NET YARDS PASSING	3027	3673
Average Per Game	189.2	229.6
Tackled/Yards Lost	55/439	38/317
Gross Yards Passing	3466	3990
Attempts/Completions	499/254	552/307
Pct. of Completions	51%	56%
Had Intercepted	22	27
Average Per Pass Play	5.5	6.2
PUNTS/AVERAGE	87/41.6	77/44.2
NET PUNTING AVERAGE	34.0	36.2
TOTAL RETURN YARDAGE	1852	1629
Punt Returns/Average	38/11.1	55/9.5
Kickoff Returns/Average	56/19.2	46/17.9
Interception Returns/Average	27/13.1	22/12.8
PENALTIES/YARDS	102/804	138/1096
FUMBLES/BALL LOST	34/19	47/21
TOUCHDOWNS	34	36
Rushing	15	14
Passing	17	18
Returns	2	4
Extra Points Made/Attempts	33/34	34/35
Field Goals Made/Attempts	21/25	25/33
TOTAL POINTS	302	327

## RUSHING

	No.	Yds.	Avg.	LG	TD
Winder	196	757	3.9	52	3
Poole	81	246	3.0	19	4
Preston	57	222	3.9	28	1
Willhite	43	188	4.4	24T	3
Elway	28	146	5.2	23	1
Parros	30	96	3.2	13	1
Myles	8	52	6.5	16	0
DeBerg	13	28	2.2	11	1
Upchurch	6	19	3.2	9	0
Kubiak	4	17	4.3	8	1
Watson	3	17	5.7	10	0
Prestridge	1	7	7.0	7	0
Wright, J.	1	-11	-11.0	-11	0
BRONCOS TOTAL	471	1784	3.8	52	15
Opp. Total	509	1938	3.8	29	14

## PASSING

	Att.	Comp.	Yds.	Pct.	Avg./Att.	TD
DeBerg	215	119	1617	.553	7.52	9
Kubiak	22	12	186	.545	8.45	1
Elway	259	123	1663	.475	6.42	7
Willhite	1	0	0	.000	0.00	0
Upchurch	2	0	0	.000	0.00	0
BRONCOS TOTAL	499	254	3466	.509	6.95	17
Opp. Total	552	307	3990	.556	7.23	18

## PASSING

	Pct. TD	Int.	Pct. Int.	LG	TKD/Lost	Rating
DeBerg	.042	7	.033	54	25/201	79.7
Kubiak	.045	1	.045	78T	2/20	78.9
Elway	.027	14	.054	49T	28/218	54.9
Willhite	.000	0	.000	0	0/0	39.5
Upchurch	.000	0	.000	0	0/0	39.5
BRONCOS TOTAL	.034	22	.044	78T	55/439	66.4
Opp. Total	.033	27	.049	72T	38/317	69.0

## RECEIVING

	No.	Yds.	Avg.	LG	TD
Watson	59	1133	19.2	78T	5
Upchurch	40	639	16.0	40	2
Winder	23	150	6.5	17	0
Egloff	20	205	10.3	32	2
Poole	20	184	9.2	23	0
Preston	17	137	8.1	25	1
Willhite	14	153	10.9	26T	1
Wright, J.	13	134	10.3	23	0
Thomas	12	182	15.2	44	0
Parros	12	126	10.5	33T	2
Sampson	10	200	20.0	49T	3
Myles	7	119	17.0	33	1
Odoms	4	62	15.5	21	0
Sawyer	3	42	14.0	17	0
BRONCOS TOTAL	254	3466	13.6	78T	17
Opp. Total	307	3990	13.0	72T	18

## INTERCEPTIONS

	No.	Yds.	Avg.	LG	TD
Wright, L.	6	50	8.3	34	0
Wilson	5	91	18.2	36	0
Foley	5	28	5.6	16	0
Harden	4	127	31.8	48	0
Smith	4	39	9.8	23	0
Jackson, R.	1	15	15.0	15	0
Gradishar	1	5	5.0	5	0
Jackson, T.	1	0	0.0	0	0
BRONCOS TOTAL	27	355	13.1	48	0
Opp. Total	22	281	12.8	58T	3

## PUNTING

	No.	Yds.	Avg.	TB	In 20	LG	Bik
Prestridge	87	3620	41.6	7	19	60	—
BRONCOS TOTAL	87	3620	41.6	7	19	60	—
Opp. Total	77	3406	44.2	10	18	68	—

## SCORING

	TDR	TDP	TDRT	PAT	FG	TP
Karlis				33/34	21/25	96
Watson		5				30
Willhite	3	1				24
Poole	4					24
Parros	1	2				18
Winder	3					18
Sampson		3				18
Preston	1	1				12
Upchurch		2				12
Egloff		2				12
Chavous			1			6
DeBerg	1					6
Myles		1				6
Thomas			1			6
Elway	1					6
Kubiak	1					6
BRONCOS TOTAL	15	17	2	33/34	21/25	300*
Opp. Total	14	18	4	34/35	25/33	329*

\*Includes one safety

## PUNT RETURNS

	No.	FC	Yds.	Avg.	LG	TD
Thomas	33	9	368	11.2	70T	1
Upchurch	4	1	52	13.0	17	0
Wright	1	0	0	0.0	0	0
BRONCOS TOTAL	38	10	420	11.1	70T	1
Opp. Total	55	8	524	9.5	34	0

## KICKOFF RETURNS

	No.	Yds.	Avg.	LG	TD
Thomas	28	573	20.5	42	0
Wilson	24	485	20.2	32	0
Studdard	2	8	4.0	8	0
Harden	1	9	9.0	9	0
Jackson	1	2	2.0	2	0
BRONCOS TOTAL	56	1077	19.2	42	0
Opp. Total	46	824	17.9	42	0

## FIELD GOALS

	1-19	20-29	30-39	40-49	50+	Total
Karlis	0-0	7-8	7-9	6-7	1-1	21-25
BRONCOS TOTAL	0-0	7-8	7-9	6-7	1-1	21-25
Opp. Total	2-2	8-9	6-8	7-8	2-6	25-33



## FINAL DEFENSIVE STATISTICS

(Compiled from Coaching Film Study)

Player	Tackles	Assists	Total	Sacks/Yds	Int./Yds	OFR/Yds
Bowyer	27	18	45	2/19		1/0
Busick	71	59	130	2/16		
Carter	47	51	98	1/12		3/10
Chavous	62	37	99	4½/25		1/0TD
Dennison	9	10	19			
Dupree	1	0	1			
Foley	85	39	124		5/28	1/0
Gradishar	133	91	224	2½/20	1/5	3/1
Harden	64	34	98		4/127	3/0
R. Jackson	29	27	56	1/10	1/15	
T. Jackson	77	47	124	5½/59	1/0	2/34
Jones	42	30	72	4/22		2/4
Latimer	33	18	51	½/4		
Manor	36	20	56	3/18		1/0
Mecklenburg	12	12	24	2/20		
Myers	9	2	11			
Ryan	64	38	102			1/0
D. Smith	79	35	114	5/32	4/39	
Stachowski	9	12	21			
Swenson	1	7	8			
Wilson	45	10	55		5/91	
Woodard	15	3	18	1/12		2/9
L. Wright	81	32	113	1/1	6/50	1/40

## TOP PERFORMANCES OF 1983

### Individual

**RUSHING** — Sammy Winder, 29-165, at Houston (10/9). **PASSING** — Percentage: Steve Deberg, .818 on 9 of 11, at Baltimore (9/11). Yards: Steve DeBerg, 350, vs. Kansas City (10/30). Touchdowns: John Elway, 3 vs. Baltimore (12/11). **RECEIVING** — Number: Steve Watson, 8, vs. Cincinnati (10/16). Yards: Steve Watson, 161, at Baltimore (9/11). **INTERCEPTIONS** — Number and Yards: Steve Watson, 3 for 55, vs. Seattle (11/20). **KICKOFF RETURNS** — Number: Zach Thomas, 5 at Los Angeles Raiders (11/13), at San Diego (11/27), and at Kansas City (12/18). Yards: Steve Wilson, 112, at Chicago (10/2), Zach Thomas, 112, at San Diego (11/27). **PUNT RETURNS** — Number: Zach Thomas, 6, vs. Kansas City (10/30). Yards: Zach Thomas, 73, vs. Los Angeles Raiders (9/25). **SCORING** — Rich Karlis, 18, vs. Seattle (11/20). **TOUCHDOWNS** — Three players with two.

### Team

**TOTAL OFFENSE** — 411 (127 rushing, 284 passing), vs. Cleveland (12/4). **RUSHING** — 253 at Houston (10/9). **PASSING** — 350 vs. Kansas City (10/30). **SCORING** — 38, vs. Seattle (11/20). **TOTAL DEFENSE** — 214 vs. Los Angeles Raiders (9/25). **RUSHING DEFENSE** — 35 vs. Kansas City (10/30). **PASSING DEFENSE** — 140 at Baltimore (9/11). **SCORING DEFENSE** — 6, vs. San Diego (10/23), and vs. Cleveland (12/4).

### Longest Plays

**RUN FROM SCRIMMAGE** — Sammy Winder, 52, at Houston (10/16). **PASS PLAY** — Gary Kubiak to Steve Watson, 78 yards (TD), vs. Seattle (11/20). **KICKOFF RETURN** — Zach Thomas, 42, at Pittsburgh (9/4). **PUNT RETURN** — Zach Thomas, 70 (TD), vs. Los Angeles Raiders (9/25). **INTERCEPTION RETURN** — Mike Harden, 48, vs. Cincinnati (10/16). **PUNT** — Luke Prestridge, 60, 60, vs. Kansas City (10/30). **FIELD GOAL** — Rich Karlis, 50, vs. Cleveland (12/4).

## BRONCOS DEPTH CHART

1983 Starters Listed First, 1984 Draftees in Italics.  
Only Veterans and Draft Choices are Listed.

### OFFENSE

WR 84 Clint Sampson	89 Dave Logan	
LT 70 Dave Studdard	67 Keith Uecker	
LG 54 Keith Bishop	Winford Hood (#8a)	
C 64 Bill Bryan	54 Keith Bishop	
RG 60 Paul Howard	63 Mark Cooper	
RT 76 Ken Lanier		
TE 87 Jim Wright	85 Ron Egloff	83 John Sawyer
86 Dean Barnett	41 Rob Lytle	80 Eason Ramson
Clarence Kay (#7)	Bobby Micho (#10)	
QB 7 John Elway	8 Gary Kubiak	12 Scott Brunner
RB 23 Sammy Winder	47 Gerald Willhite	24 Rick Parros
Chris Brewer (#9)		
RB 34 Nathan Poole	39 Jesse Myles	Gene Lang (#11)
WR 81 Steve Watson	82 Zach Thomas	Murray Jarman (#12)

### DEFENSE

LE 79 Barney Chavous	65 Walt Bowyer	
NT 68 Rubin Carter	78 Rich Stachowski	74 Jerry Baker
Scott Garnett (#8b)		
RE 75 Rulon Jones	66 Brison Manor	Andre Townsend (#2)
LOLB 52 Ken Woodard	51 Bob Swenson	
LILB 50 Jim Ryan	59 Darren Comeaux	77 Karl Mecklenburg
RILB 58 Steve Busick	94 Stan Blinka	55 Rick Dennison
ROLB 57 Tom Jackson	56 Weedy Harris (#5a-83)	Aaron Smith (#6)
LCB 20 Louis Wright	29 Wilbur Myers	Randy Robbins (#4)
RCB 31 Mike Harden	45 Steve Wilson	
SS 49 Dennis Smith	21 Myron Dupree	
FS 43 Steve Foley	28 Roger Jackson	Tony Lilly (#3)

### SPECIALISTS

P 11 Luke Prestridge	
PC 54 Keith Bishop	64 Bill Bryan
K 3 Rich Karlis	
KC 54 Keith Bishop	64 Bill Bryan
H 11 Luke Prestridge	8 Gary Kubiak
PR 82 Zach Thomas	
KOR 82 Zach Thomas	45 Steve Wilson



# DENVER BRONCOS 1984 VETERAN ROSTER

No.	Name	Pos.	Height	Weight	Birthdate	NFL Exp.	College	Birthplace	Residence	Games in '83
74	Baker, Jerry	NT	6-2	297	3/6/60	2	Tulane	Fort Meade, Fla.	Fort Meade, Fla.	5
86	Barnett, Dean	TE	6-2	225	6/6/57	2	Nevada-Las Vegas	La Habra, Calif.	La Vegas, Nev.	8
54	Bishop, Keith	C/G	6-3	260	3/10/57	4	Baylor	San Diego, Calif.	Englewood, Colo.	16
94	Blinka, Stan	LB	6-2	230	4/29/57	6	Sam Houston St.	Columbus, Ohio	Rockdale, Tex.	16
65	Bowyer, Walt	DE	6-4	252	9/8/60	2	Arizona St.	Pittsburgh, Pa.	Denver, Colo.	14
12	Brunner, Scott	QB	6-5	200	3/24/57	5	Delaware	Sellersville, Pa.	Cranbury, N.J.	16
64	Bryan, Bill	C	6-2	258	9/21/55	8	Duke	Burlington, N.C.	Burlington, N.C.	16
58	Busick, Steve	LB	6-4	227	12/10/58	4	So. California	Los Angeles, Calif.	Aurora, Colo.	16
68	Carter, Rubin	NT	6-0	256	12/12/52	10	Miami (Florida)	Pompano Beach, Fla.	Aurora, Colo.	16
#79	Chavous, Barney	DE	6-3	258	3/22/51	12	So. Carolina St.	Aiken, S.C.	Aurora, Colo.	16
59	Comeaux, Darren	LB	6-1	227	4/15/60	3	Arizona St.	Miami (Florida)	Aurora, Colo.	15
53	Cooper, Mark	T	6-5	267	2/14/60	2	Miami (Florida)	San Diego, Calif.	San Diego, Calif.	14
55	Dennison, Rick	LB	6-3	220	6/22/58	3	Colorado St.	Kallispeil, Mont.	Miami, Fla.	10
21	Dupree, Myron	S	5-11	180	10/15/61	2	N. C. Central	Rocky Mount, N.C.	Louisville, Colo.	16
85	Egloff, Ron	TE	6-5	227	10/2/55	8	Wisconsin	Plymouth, Mich.	Rocky Mount, N.C.	16
7	Elway, John	QB	6-3	202	6/28/60	2	Stanford	Port Angeles, Wash.	Englewood, Colo.	16
43	Foley, Steve	S	6-2	190	11/11/53	9	Tulane	New Orleans, La.	San Jose, Calif.	11
73	Harden, Mike	S	6-1	192	2/16/58	5	Michigan	Memphis, Tenn.	Aurora, Colo.	14
73	Hollingsworth, Shawn	G	6-2	260	12/4/61	2	Angelo St.	Brownwood, Tex.	Aurora, Colo.	15
80	Howard, Paul	G	6-3	260	9/12/50	11	Brigham Young	San Jose, Calif.	Aurora, Colo.	5
28	Jackson, Roger	S	6-0	186	2/28/59	3	Bethune-Cookman	Macon, Ga.	Redding, Calif.	16
57	Jackson, Tom	LB	5-11	220	4/4/51	12	Louisville	Cleveland, Ohio	Aurora, Colo.	16
75	Jones, Rulon	DE	6-6	260	3/25/58	5	Utah St.	Salt Lake City, Utah	Aurora, Colo.	15
3	Karlis, Rich	K	6-0	180	5/23/59	3	Chattanooga	Salem, Ohio	Thornton, Colo.	12
8	Kubiak, Gary	QB	6-0	192	8/15/61	2	Texas A&M	Houston, Tex.	Houston, Tex.	4
76	Lanier, Ken	T	6-3	269	7/6/59	4	Florida St.	Columbus, Ohio	Columbus, Ohio	16
89	Logan, Dave	WR	6-4	216	2/2/54	9	Colorado	Fargo, N.D.	Lakewood, Colo.	16
41	Lytle, Rob	RB/TE	5-11	195	11/12/54	8	Michigan	Fremont, Ohio	Fremont, Ohio	4
66	Manor, Brison	DE	6-4	235	8/10/52	8	Arkansas	Bridgeton, N.J.	N. Little Rock, Ark.	16
77	Mecklenburg, Karl	DE/LB	6-3	250	9/1/60	2	Minnesota	Edina, Minn.	Wheat Ridge, Colo.	16
29	Myers, Wilbur	S	5-11	195	8/17/61	2	Della St.	Bassfield, Miss.	Bassfield, Miss.	16
39	Myles, Jesse	RB	5-10	210	9/28/60	2	Louisiana St.	New Orleans, La.	Gray, La.	16
24	Parros, Rick	RB	5-11	200	6/14/58	4	Utah St.	Brooklyn, N.Y.	Denver, Colo.	16
34	Poole, Nathan	RB	5-9	212	12/17/56	6	Louisville	Alexander City, Ala.	Aurora, Colo.	16
11	Prestridge, Luke	P	6-4	235	9/17/56	6	Baylor	Houston, Tex.	Englewood, Colo.	16
80	Ramson, Eason	TE	6-2	234	4/30/56	7	Washington St.	Sacramento, Calif.	Foster City, Calif.	16
50	Ryan, Jim	LB	6-1	215	5/18/57	6	William and Mary	Bellmawr, N.J.	Englewood, Colo.	15
84	Sampson, Clint	WR	5-11	183	1/4/61	2	San Diego St.	Los Angeles, Calif.	Los Angeles, Calif.	16
83	Sawyer, John	TE	6-2	230	7/26/53	9	So. Mississippi	Baker, La.	Ethel, La.	7
49	Smith, Dennis	S	6-3	200	2/3/59	4	So. California	Santa Monica, Calif.	Aurora, Colo.	14
78	Stachowski, Rich	NT	6-4	250	3/29/61	2	California	San Antonio, Tex.	Burbank, Calif.	14
70	Studdard, Dave	T	6-4	260	11/22/55	6	Texas	Stockton, Calif.	Littleton, Colo.	16
51	Swenson, Bob	LB	6-3	225	7/1/53	9	California	Rockledge, Fla.	Longmont, Colo.	2
82	Thomas, Zach	WR	6-0	182	9/8/60	3	So. Carolina St.	Auburn, Ala.	Cocoa, Fla.	16
67	Uecker, Keith	T	6-5	260	6/29/60	3	Auburn	Baltimore, Md.	Hollywood, Calif.	16
81	Watson, Steve	WR	6-4	195	5/28/57	6	Temple	Jacksonville, Fla.	Arvada, Colo.	16
45	Wilson, Steve	CB	5-10	195	8/24/57	6	Howard	Richardson, Tex.	Richardson, Tex.	16
47	Willhite, Gerald	RB	5-10	200	5/30/59	3	San Jose St.	Rancho Cordova, Calif.	Rancho Cordova, Calif.	8
23	Winder, Sammy	RB	5-11	203	7/15/59	3	So. Mississippi	Sacramento, Calif.	Aurora, Colo.	14
52	Woodard, Ken	LB	6-1	218	1/22/60	3	Tuskegee Inst.	Madison, Miss.	Detroit, Mich.	16
87	Wright, Jim	TE	6-3	240	9/1/56	7	Texas Christian	Fort Hood, Tex.	Houston, Tex.	16
20	Wright, Louis	CB	6-2	200	1/31/53	10	San Jose St.	Gilmer, Tex.	Bakersfield, Calif.	8

#—Option payout; subject to developments.

## VETERAN ROSTER ANALYSIS

Year	Draft	Trades	Free Agents Waivers
1973	DE Barney Chavous (2)		
7-5-2	G Paul Howard (3a)		
2nd.	LB Tom Jackson (4)		
AFC West			
1975	CB Louis Wright (1)		LB Bob Swenson
6-8-0	NT Rubin Carter (5b)		
2nd.	S Steve Foley (8)		
AFC West			
1977	RB/TE Rob Lytle (2)		TE Ron Egloff
12-2-0	C Bill Bryan (4)		DE Brison Manor
1st, AFC West			
AFC Champions			
1979	P Luke Prestridge (7)		LB Jim Ryan
10-6-0			T Dave Studdard
2nd.			WR Steve Watson
AFC West			
1980	DE Rulon Jones (2)		TE Jim Wright
8-8-0	RB Rick Parros (4)		
4th.	CB Mike Harden (5a)		
AFC West	C/C Keith Bishop (6)		
1981	S Dennis Smith (1)		
10-6-0	T Ken Lanier (5)		
2nd.	LB Steve Busick (7)		
AFC West			
1982	RB Gerald Willhite (1)		LB Darren Comeaux
2-7-0	RB Sammy Winder (5)		DB Rick Dennison
5th.	T Keith Uecker (9)		DB Roger Jackson
AFC West	LB Ken Woodard (10)		K Rich Karlis
			RB Nathan Poole
			DB Steve Wilson
1983	G Mark Cooper (2)	QB John Elway	NT Jerry Baker
9-7-0	WR Clint Sampson (3)	(from N.Y. Colts)	TE Dean Barnett
3rd	LB Weedy Harris (5a)		T Shawn Hollingsworth
AFC West	S Myron Dupree (7)		DB Wilbur Myers
	QB Gary Kubiak (8)		TE John Sawyer
	DE/LB Karl Mecklenburg (12)		WR Zach Thomas
1984		LB Stan Blinks	
		(from N.Y. Jets)	
		TE Eason Ramson	
		(from San Francisco)	
		QB Scott Brunner	
		(from N.Y. Giants)	
		TE Dave Logan	
		(from Cleveland)	

## 1983 PLAYOFF STATISTICS

### POSTSEASON AFC WILD CARD GAME

Date	Opponent	Denver	Opponent	Attend.
12/24 at Seattle		7	31	60,752

### REGULAR SEASON SCORE BY PERIODS

	1	2	3	4	OT	Total
Denver	41	83	39	139	—	302
Opponents	85	87	76	79	—	327
1983 Regular Season Attendance:						
			Home	—	592,493	
			Away	—	385,022	
			TOTAL	—	977,515	

### TEAM STATISTICS

	Broncos	Opponents
TOTAL FIRST DOWNS	21	17
Rushing	5	8
Passing	14	9
Penalty	2	0
Third Down Made/Attempts	9/17	5/10
Third Down Efficiency	53%	50%
TOTAL NET YARDS	360	324
Average Per Game	360.0	324.0
Total Plays	69	53
Average Per Play	5.2	6.1
NET YARDS RUSHING	125	145
Average Per Game	125.0	145.0
Total Rushes	33	38
Average Per Rush	3.8	3.8
NET YARDS PASSING	235	179
Average Per Game	235.0	179.0
Tackled/Yards Lost	2/19	2/21
Gross Yards Passing	254	200
Attempts/Completions	34/24	13/12
Pct. of Completions	71%	92%
Had Intercepted	2	0
Average Per Pass Play	6.5	11.9
PUNTS/AVERAGE	4/47.8	3/41.7
NET PUNTING AVERAGE	33.3	38.3
TOTAL RETURN YARDAGE	128	146
Punts Returns/Average	3/3.3	4/14.5
Kickoff Returns/Average	6/19.7	2/21.5
Interception Returns/Average	0/0.0	2/22.5
PENALTIES/YARDS	5/35	3/34
FUMBLES/BALL LOST	1/1	1/0
TOUCHDOWNS	1	4
Rushing	0	1
Passing	1	3
Returns	0	0
Extra Points Made/Attempts	1/1	4/4
Field Goals Made/Attempts	0/0	1/1
TOTAL POINTS	7	31

### SCORE BY PERIODS

	1	2	3	4	OT	Total
BRONCOS	7	0	0	0	—	7
Opponents	7	3	7	14	—	31

### RUSHING

	No.	Yds.	Avg.	LG	TD
Winder	16	59	3.7	35	0
Poole	7	25	3.6	7	0
Willhite	5	16	3.2	6	0
Elway	3	16	5.3	11	0
Sampson	1	8	8.0	8	0
Watson	1	1	1.0	1	0
BRONCOS TOTAL	33	125	3.8	35	0
Opp. Total	38	145	3.8	15	1



## PASSING

	Att.	Comp.	Yds.	Pct.	Avg./Att.	TD
DeBerg	19	14	131	.737	6.89	1
Elway	15	10	123	.667	8.20	0
BRONCOS TOTAL	34	24	254	.706	7.47	1
Opp. Total	13	12	200	.923	15.3	3

## PASSING

	Pct. TD	Int.	Pct. Int.	LG	TKD/ Lost	Rating
DeBerg	.053	1	.053	22	2/19	87.7
Elway	.000	1	.067	31	0/0	63.9
BRONCOS TOTAL	.029	2	.059	31	2/19	77.0
Opp. Total	.231	0	.000	41	2/21	158.2

## RECEIVING

	No.	Yds.	Avg.	LG	TD
Myles	7	73	10.4	18	1
Watson	4	51	12.8	22	0
Poole	4	17	4.3	8	0
Sampson	3	52	17.3	31	0
Winder	2	13	6.5	11	0
Thomas	1	19	19.0	19	0
Egloff	1	16	16.0	16	0
Wilson	1	12	12.0	12	0
Willhite	1	1	1.0	1	0
BRONCOS TOTAL	24	254	10.6	31	1
Opp. Total	12	200	16.7	41	3

## INTERCEPTIONS

	No.	Yds.	Avg.	LG	TD
BRONCOS TOTAL	0	0	0.0	0	0
Opp. Total	2	45	22.5	45	0

## PUNTING

	No.	Yds.	Avg.	TB	In 20	LG	Blk
Prestridge	4	191	47.8	0	0	49	—
BRONCOS TOTAL	4	191	47.8	0	0	49	0
Opp. Total	3	125	41.7	0	0	47	0

## SCORING

	TDR	TDP	TDRT	PAT	FG	TP
Myles		1				6
Karlis				1/1		1
BRONCOS TOTAL	0	1	0	1/1	0/0	7
Opp. Total	1	3	0	4/4	1/1	31

## PUNT RETURNS

	No.	FC	Yds.	Avg.	LG	TD
Thomas	3	0	10	3.3	6	0
BRONCOS TOTAL	3	0	10	3.3	6	0
Opp. Total	4	0	58	14.5	19	0

## KICKOFF RETURNS

	No.	Yds.	Avg.	LG	TD
Thomas	4	81	20.3	22	0
Wilson	2	37	18.5	20	0
BRONCOS TOTAL	6	118	19.7	22	0
Opp. Total	2	43	21.5	31	0

## FIELD GOALS

	1-19	20-29	30-39	40-49	50+	Total
BRONCOS TOTAL	0-0	0-0	0-0	0-0	0-0	0-0
Opp. Total	0-0	0-0	1-1	0-0	0-0	1-1

## BRONCOS DEPARTMENTAL LEADERS

Category	Player	AFC Rank	AFC Leader	NFL Rank	NFL Leader
Scoring	Karlis—96	8th (Kickers)	Anderson, Pitt—119	15th	Moseley, Wash—161
Rushing	Winder—757	12th	Warner, Sea—1449	23rd	Dickerson, LA Rams—1808
Passing	DeBerg—119-215 1617 yards, 9TD, 7 int., 79.9 rating	8th	Marino, Mia—96.0	14th	Bartkowski, Atl—97.6
Receiving	Watson—59 Watson—1133 Prestridge—41.6 Wright—6	11th 5th 8th T-8th	Christensen, LA Raid—92 Carson, KC—1351 Stark, Balt—45.3 Two tied with 8	T-18th 10th T-10th T-15th	Christensen, LA Raid—92 Quick, Phil—1409 Stark, Balt—45.3 Murphy, Wash—9
Punting	Thomas—20.5 Thomas—11.2	12th 4th	Walker, Mia—26.7 Springs, NY Jets—12.5	22nd 5th	Walker, Mia—26.7 Ellard, LA Rams—13.6
Interceptions					
Kickoff Returns					
Punt Returns					

## HOW THE BRONCOS RANKED

Category	Points Scored	First downs	Total plays	Total yards	Rushing yards	Passing yards
Points Scored	302	292	1025	4811	1784	3027
First downs	302	292	1025	4811	1784	3027
Total plays	302	292	1025	4811	1784	3027
Total yards	302	292	1025	4811	1784	3027
Rushing yards	302	292	1025	4811	1784	3027
Passing yards	302	292	1025	4811	1784	3027

Buff—144  
Buff—1094  
St. L.—50  
NY Giants—27  
St. L.—27

11th  
18th  
16th  
T-10th

Buff—144  
Buff—1094  
NE—47  
LA Raid—25

9th  
11th  
7th  
T-5th

100  
804  
34  
19

Penalties  
Penalty yards  
Fumbles  
Fumbles lost

## DEFENSE

Mia—250  
NE—31  
NE—9  
Wash—9  
TB—15  
Chi—15

9th  
T-7th  
T-12th

Mia—250  
NE—31  
NE—9  
Cin—17

5th  
T-3rd  
T-6th

327  
36  
14

Points allowed  
Total TDs allowed  
Touchdowns rushing  
Touchdowns passing

Cin—276  
Wash—76  
Mia—147  
GB—8  
Cin—4327  
Wash—1289  
NO—2691  
St. L.—59  
Wash—34  
Sea—28  
Wash—(+43)

T-19th  
11th  
20th  
T-5th  
21st  
10th  
23rd  
20th  
T-4th  
T-6th  
8th

Cin—276  
LA Raid—86  
Mia—147  
Clev—16  
Cin—4327  
Cin—1499  
Cin—3074  
LA Raid—57  
KC—30  
Sea—28  
Mia—(+16)  
Sea—(+16)

T-10th  
4th  
12th  
2nd  
9th  
4th  
12th  
8th  
3rd  
3rd  
5th

321  
119  
185  
17  
5609  
1938  
3671  
38  
27  
20  
+6

Total first downs  
Rushing  
Passing  
Penalty  
Total yards allowed  
Rushing  
Passing  
Passer tackled  
Interceptions  
Fumbles recovered  
Takeaways—Giveaways

## GAME-BY-GAME REVIEW

### DENVER 14, PITTSBURGH 10

PITTSBURGH, PA., Sept. 4 — The Broncos clinched their season-opening win on a two-yard pass from Steve DeBerg to Ron Egloff with only 4:42 remaining in the game. The Bronco defense played a big part in the win, intercepting three Cliff Stoudt passes and recovering four fumbles. Rulon Jones' recovery of a Franco Harris fumble led to Denver's first score as the Broncos drove 20 yards in four plays with Sammy Winder going in from the one. Winder led all rushers with 96 yards on 20 carries. Pittsburgh tied the game on a four-yard run by Harris and then took the lead on a 31-yard field goal by Gary Anderson. The game marked the professional football debut of John Elway, who struggled in the first half before bruising his elbow and being replaced by DeBerg at the start of the third quarter. DeBerg went on to play the entire second half.

Denver	0	7	0	7	—	14
Pittsburgh	0	7	3	0	—	10

Den — Winder 1 run, (Karlis kick)  
Pitt — Harris 4 run (Anderson kick)  
Pitt — Anderson 31 FG  
Den — Egloff 2 passes from DeBerg  
(Karlis kick)  
Attendance — 58,233

Team Statistics	Den	Pitt
First Downs	14	21
Total net yards	139	314
Net yards rushing	138	123
Net yards passing	1	191
Total plays	61	65
Passes	16-5-1	32-18-3
Return yards	95	98
Penalty yards	85	121

## INDIVIDUAL STATISTICS

### Denver

**RUSHING**—Winder 20-96, Poole 6-27, Parros 10-10, DeBerg 2-5.  
**PASSING**—Elway 1-8-1, 14 yards, DeBerg 4-8-0, 35 yards. **RECEIVING**—Upchurch 1-14, Egloff 2-5, Thomas 1-9, J. Wright 1-21.

### Pittsburgh

**RUSHING**—Abercrombie 7-22, Harris 14-27, Stoudt 3-35, Pollard 5-39.  
**PASSING**—Stoudt 18-32-3, 217 yards. **RECEIVING**—Sweeney 2-31, Cunningham 4-69, Hawthorne 5-49, Harris 4-30, Abercrombie 1-21, Pollard 1-4, Stallworth 1-13.

### DENVER 17, BALTIMORE 10

BALTIMORE, MD., Sept. 11—Despite a temperature of 99° and a hostile Baltimore crowd, the Broncos won their second game with Steve DeBerg coming on in relief of John Elway. The teams traded field goals in the first half and Baltimore took the lead early in the fourth quarter when Larry Anderson returned a Rick Parros fumble 41 yards for a touchdown. DeBerg, who replaced Elway late in the third period, tied the score six minutes later with a 24-yard pass to Steve Watson. Watson finished the day with 161 yards on only six catches. Denver got the ball back with 1:37 left on the clock and DeBerg quickly hit Watson for 54 yards. Two plays later, DeBerg ran around the right side and scored from two yards out. The Bronco defense had another superb game with Louis Wright, Steve Foley and Dennis Smith all intercepting passes.

Denver	0	3	0	14	—	17
Baltimore	3	0	0	7	—	10

Balt—Allegre 32 FG  
Den—Karlis 42 FG  
Balt—Anderson 41 fumble return  
(Allegre kick)  
Den—Watson 24 pass from DeBerg  
(Karlis kick)  
Den—DeBerg 2 run (Karlis kick)  
Attendance — 52,613

Team Statistics	Den	Balt
First Downs	15	13
Total net yards	327	271
Net yards rushing	104	150
Net yards passing	223	121
Total plays	67	67
Passes	18-32-1	11-27-3
Return yards	142	122
Penalty yards	30	79

## INDIVIDUAL STATISTICS

### Denver

**RUSHING**—Winder 17-70, Parros 7-30, Poole 1-(-2), Elway 1-2, Upchurch 1-2, Watson 1-0, DeBerg 2-2. **PASSING**—Elway 9-21-0, 106 yards, DeBerg 9-11-1, 158 yards. **RECEIVING**—Upchurch 4-39, Winder 2-16, Watson 6-161, Preston 2-10, Parros 4-38.

### Baltimore

**RUSHING**—McMillan 15-84, Dickey 12-42, Krauss 1-(-1), Pagel 1-(-2), Williams 2-7, Moore 5-20. **PASSING**—Pagel 10-25-2, 120 yards, Taylor 1-2-1, 20 yards. **RECEIVING**—Sherwin 1-7, Porter 1-13, Henry 3-43, Bouza 1-20, Dixon 1-2, McMillan 2-15, Dickey 1-27, Moore 1-13.

## PHILADELPHIA 13, DENVER 10

DENVER, CO., Sept. 18—Philadelphia's barefoot kicker Tony Franklin connected on a 43-yard field goal with 1:02 left in the game as Denver was dealt its first loss of the season in the home opener. The only score of the first half came on a 38-yard Ron Jaworski to Mike Quick pass. Rich Karlis put the Broncos on the board with a 34-yard field goal but Philadelphia matched it early in the fourth period with a 20 yarder. With less than two minutes to play, John Elway threaded the needle on a 33-yard touchdown pass to Rick Parros, tying the score at 10-10. Elway, playing his first complete game, finished the day 18 of 33 for 193 yards. Philadelphia drove to the winning score behind the passing of Jaworski, who got the Eagles to the Broncos' 25, where Franklin booted his last-minute field goal.

Philadelphia	7	0	0	6	—	13
Denver	0	0	3	7	—	10

Phil—Quick 38 pass from Jaworski (Franklin kick)  
 Den—Karlis 34 FG  
 Phil—Franklin 20 FG  
 Den—Parros 33 pass from Elway (Karlis kick)  
 Phil—Franklin 43 FG  
 Attendance — 74,202

Team Statistics	Phil	Den
First downs	19	16
Total net yards	407	245
Net yards rushing	133	66
Net yards passing	274	176
Total plays	72	57
Passes	28-18-0	33-18-2
Return yards	47	70
Penalty yards	103	48

### INDIVIDUAL STATISTICS

#### Philadelphia

**RUSHING**—Haddix 19-49, Oliver 11-54, Pisarcik 1-0, Montgomery 10-30, Jaworski 2-0. **PASSING**—Jaworski 18-28-0, 284 yards. **RECEIVING**—Carmichael 1-16, Quick 6-152, Haddix 3-25, Oliver 4-48, Montgomery 2-8, Everett 1-11, Hoover 1-24.

#### Denver

**RUSHING**—Winder 10-4, Parros 4-22, Poole 2-5, Upchurch 1-9, Elway 4-29. **PASSING**—Elway 18-33-2, 193 yards. **RECEIVING**—J. Wright 5-40, Upchurch 3-57, Parros 4-44, Winder 4-21, Watson 1-17, Poole 1-14.

## LOS ANGELES RAIDERS 22, DENVER 7

DENVER, CO., Sept. 25—Zach Thomas' 70-yard punt return for a touchdown was Denver's only score of the game as the Raider defense stymied the Broncos. By the end of the third quarter, Los Angeles led 20-0 on two Jim Plunkett to Cliff Branch passes and two Chris Bahr field goals. The Raider defense scored the final two points of the game, sacking Steve DeBerg for a safety. DeBerg once again relieved John Elway, who left the game late in the first half with a slight concussion. Sammy Winder was the high point of the Broncos offense, rushing for 119 yards, to become the first Denver back in three years to rush over 100 yards in a game.

LA Raiders	0	7	13	2	—	22
Denver	0	0	0	7	—	7

LA—Branch 34 pass from Plunkett (Bahr kick)  
 LA—Bahr 27 FG  
 LA—Bahr 29 FG  
 LA—Branch 29 pass from Plunkett (Bahr kick)  
 Den—Thomas 70 punt return (Karlis kick)  
 LA—Safety Townsend tackled DeBerg in end zone  
 Attendance — 74,289

Team Statistics	LA	Den
First downs	11	16
Total net yards	214	268
Net yards rushing	82	130
Net yards passing	132	138
Total plays	64	68
Passes	13-24-1	14-33-2
Return yards	113	122
Penalty yards	22	78

### INDIVIDUAL STATISTICS

#### Los Angeles

**RUSHING**—King 6-17, Allen 15-45, Pruitt 4-5, Hawkins 6-17, Willis 4-1, Plunkett 2-(-3). **PASSING**—Plunkett 13-24-1. **RECEIVING**—Allen 4-20, Christensen 1-9, Branch 3-63, Barnwell 2-25, King 3-37.

#### Denver

**RUSHING**—Winder 20-119, Parros 5-17, Poole 3-3, Upchurch 1-2, J. Wright 1-(-11). **PASSING**—Elway 6-11-1, 71 yards, DeBerg 8-21-1, 117 yards, Upchurch 0-1-0. **RECEIVING**—Upchurch 3-53, Poole 2-25, Thomas 1-10, Watson 5-72, Winder 1-7, J. Wright 1-2, Parros 1-19.

## CHICAGO 31, DENVER 14

CHICAGO, Ill., Oct. 2—The Chicago Bears completely dominated Denver and handed the Broncos their third straight loss despite four Bronco interceptions, two by Steve Foley and one each by Dennis Smith and Mike Harden, and a fumble recovery by Harden. With a little over a minute gone in the game, Matt Suhey put Chicago on the scoreboard with a 13-yard run. Before the end of the half Chicago had increased its lead to 24-0. The Broncos managed only 33 total first-half yards compared to the Bears' 251. Steve DeBerg, again replacing John Elway, capitalized on two Chicago penalties and led the Broncos to their first score, a 15-yard run by Nathan Poole. After the Broncos recovered an onside kick, DeBerg led another scoring drive capped by a 15-yard pass to Rick Upchurch that narrowed the margin to 24-14. The Bears put the game away 24 seconds later when Vince Evans completed a 72-yard touchdown pass to Willie Gault.

Denver	0	0	7	7	—	14
Chicago	14	10	0	7	—	31

Chi—Suhey 13 run (B. Thomas kick)  
 Chi—Gault 15 pass from McMahon (B. Thomas kick)  
 Chi—Frazier 11 interception return (B. Thomas kick)  
 Chi—B. Thomas 19 FG  
 Den—Poole 15 run (Karlis kick)  
 Den—Upchurch 15 pass from DeBerg (Karlis kick)  
 Chi—Gault 72 pass from Evans (B. Thomas kick)  
 Attendance — 58,210

Team Statistics	Den	Chi
First downs	16	22
Total net yards	246	423
Net yards rushing	46	177
Net yards passing	200	246
Total plays	64	65
Passes	40-21-2	26-16-4
Return yards	190	76
Penalty yards	35	77

### INDIVIDUAL STATISTICS

#### Denver

**RUSHING**—Winder 9-20, Parros 1-0, Elway 3-10, Poole 2-16. **PASSING**—Elway 4-10-1, 36 yards, DeBerg 17-30-1, 235 yards. **RECEIVING**—Poole 1-6, Upchurch 2-22, Preston 1-14, Watson 5-90, J. Wright 5-65, Sampson 1-12, Parros 2-18, Thomas 2-22, Winder 2-22.

#### Chicago

**RUSHING**—Payton 23-91, Suhey 6-27, Gentry 1-1, Thomas 2-4, McMahon 2-28, Gault 1-22, Evans 4-4. **PASSING**—McMahon 15-23-3, 174 yards, Evans 1-3-1, 72 yards. **RECEIVING**—Suhey 5-89, Payton 3-16, Moorhead 2-14, Thomas 1-6, Gault 3-98, McKinnon 1-7, Saldi 1-16.

## DENVER 26, HOUSTON 14

HOUSTON, Tx., Oct. 9—The Broncos snapped a three-game losing streak behind the rushing of Sammy Winder and Rich Karlis' four field goals, as they defeated the winless Houston Oilers 26-14. Steve DeBerg, in his first start of the year, drove the Broncos 92 yards in 13 plays to their first score, a seven yard pass to Ron Egloff. Houston countered with a 40-yard pass from Gifford Nielsen to Tim Smith. Denver scored on its next three possessions with Karlis field goals of 45 and 39 yards and a DeBerg to Steve Watson pass that covered 24 yards. Houston's Earl Campbell brought the Oilers within six points just before halftime with a one yard run. The second half belonged to the Broncos as Karlis booted two more field goals. Sammy Winder finished the game with 165 yards rushing, which included a 52-yard run in the fourth quarter. Denver's defense continued to capitalize on opponent mistakes, recovering four Houston fumbles.

Denver	7	13	3	3	—	26
Houston	0	14	0	0	—	14

Den—Egloff 7 pass from DeBerg (Karlis kick)  
 Hou—Smith 40 pass from Nielsen (Kempf kick)  
 Den—Karlis 45 FG  
 Den—Watson 24 pass from DeBerg (Karlis kick)  
 Den—Karlis 39 FG  
 Hou—Campbell 1 run (Kempf)  
 Den—Karlis 49 FG  
 Den—Karlis 35 FG  
 Attendance — 44,209

Team Statistics	Den	Hou
First downs	22	19
Total net yards	401	293
Net yards rushing	253	126
Net yards passing	148	167
Total plays	66	60
Passes	21-11-0	32-15-0
Return yards	46	139
Penalty yards	70	10



## INDIVIDUAL STATISTICS

### Denver

**RUSHING**—Winder 29-165, Poole 9-41, Preston 1-11, DeBerg 2-13, Watson 1-10, Myles 2-13. **PASSING**—DeBerg 11-21-0, 149 yards. **RECEIVING**—J. Wright 1-6, Egloff 2-12, Watson 3-84, Upchurch 1-28, Poole 2-14, Winder 2-5.

### Houston

**RUSHING**—Campbell 19-101, Moriarty 5-18, Walls 1-11, Craft 1-(-4). **PASSING**—Nielsen 14-31-0, 180 yards. **RECEIVING**—Walls 2-8, Smith 4-86, McCloskey 1-9, Renfro 2-44, Moriarty 1-9, Campbell 1-11, Dressel 2-18, Edwards 1-(-5).

## DENVER 24, CINCINNATI 17

DENVER, CO., Oct. 16—Steve DeBerg completed 25 of 37 passes for 284 yards and Steve Watson made 8 catches for 119 yards in a close 24-17 win over Cincinnati. The Broncos also received a fine performance from Dave Preston, who came in to play most of the game after Sammy Winder injured his ankle. Preston scored the first points of the game on a 3-yard pass from DeBerg. Cincinnati scored on its next drive with Kermit Alexander sweeping right for a 3-yard run, and later added a 35-yard field goal to take the lead. Rich Karlis tied the game right before halftime with a 31-yard field goal. The Broncos took the lead early in the third quarter when Rick Parros ran for a 3-yard TD. Mike Harden ended the next Bengal drive when he intercepted a Turk Schonert pass and returned it 48 yards. Three plays later Cincinnati's Ray Horton intercepted a DeBerg pass and returned it 55 yards for a touchdown. After a long Cincinnati field goal attempt was missed, Denver drove for the winning score as Parros scored his second TD of the game on a 7-yard pass from DeBerg.

Cincinnati	7	3	7	0	—	17
Denver	7	3	7	7	—	24

Den—Preston 3 pass from DeBerg (Karlis kick)  
Cin—Alexander 3 run (Breech kick)  
Cin—Breech 35 FG  
Den—Karlis 31 FG  
Den—Parros 3 run (Karlis kick)  
Cin—Horton 55 interception return (Breech kick)  
Den—Parros 7 pass from DeBerg (Karlis kick)  
Attendance — 74,305

### Team Statistics

	Cin	Den
First downs	22	22
Total net yards	357	386
Net yards rushing	97	110
Net yards passing	260	276
Total plays	66	66
Passes	33-20-1	37-25-1
Return yards	103	140
Penalty yards	47	73

## INDIVIDUAL STATISTICS

### Cincinnati

**RUSHING**—Tate 3-7, Alexander 11-51, Schonert 4-(-3), Johnson 9-24, Wilson 3-18. **PASSING**—Schonert 20-33-1, 290 yards. **RECEIVING**—Curtis 1-10, Collinsworth 7-149, Tate 3-38, Ross 4-48, Kreider 2-27, Alexander 3-18.

### Denver

**RUSHING**—Winder 2-4, Preston 18-80, DeBerg 1-1, Parros 3-17, Poole 4-8. **PASSING**—DeBerg 25-37-1, 284 yards. **RECEIVING**—Watson 8-119, Preston 4-28, Upchurch 5-45, Poole 2-39, Egloff 4-27, Odoms 1-19, Parros 1-7.

## DENVER 14, SAN DIEGO 6

DENVER, CO., Oct. 23—Denver's defense kept the Chargers out of the end zone and Dave Preston rushed for a career-high 99 yards as the Broncos beat San Diego, 14-6. The only score of the first half came after San Diego recovered a Denver fumble on the Bronco 11-yard line. They were unable to move the ball and settled for a 29-yard Rolf Benirschke field goal. San Diego added another field goal early in the third quarter but Denver's defense, led by interceptions by Louis Wright, Mike Harden and Dennis Smith, kept the Chargers from scoring again. The Broncos took the lead with 2:28 gone in fourth period, scoring after a scrambling Steve Deberg found Rick Upchurch for a 30-yard TD pass. Denver scored its final points on a two-yard run by Preston.

San Diego	0	3	3	0	—	6
Denver	0	0	0	14	—	14

SD—Benirschke 29 FG  
SD—Benirschke 30 FG  
Den—Upchurch 30 pass from DeBerg (Karlis kick)  
Den—Preston 2 run (Karlis kick)  
Attendance — 74,581

### Team Statistics

	SD	Den
First downs	17	21
Total net yards	299	261
Net yards rushing	106	128
Net yards passing	193	133
Total plays	71	69
Passes	48-22-3	26-14-1
Return yards	83	127
Penalty yards	100	35

## INDIVIDUAL STATISTICS

### San Diego

**RUSHING**—Brooks 13-49, Smith 10-57. **PASSING**—Luther 22-48-3, 193 yards. **RECEIVING**—Brooks 4-20, Joiner 4-39, Holohan 3-19, Winslow 6-88, Smith 4-26, Chandler 1-1.

### Denver

**RUSHING**—Poole 13-29, Preston 22-99, Upchurch 2-(-1), DeBerg 2-(-1). **PASSING**—DeBerg 14-26-1, 175 yards. **RECEIVING**—Thomas 2-34, Watson 2-19, Egloff 1-10, Preston 5-49, Poole 1-2, Upchurch 2-45, Sampson 1-16.

## DENVER 27, KANSAS CITY 24

DENVER, CO., Oct. 30—Denver won its fourth straight game as the Broncos defeated Kansas City 27-24 behind the passing of Steve DeBerg, who passed for 350 yards against the NFL's top ranked pass defense. After Theotis Brown put the Chiefs on the board with a one-yard plunge, the Broncos exploded for 17 second quarter points. Nathan Poole went in from the one for Denver's first score, and on Kansas City's next play from scrimmage, Louis Wright picked off a Billy Kenney pass. Denver drove for a 31-yard field goal by Rich Karlis. After a Kansas City punt, Denver struck quickly as DeBerg threw a 46-yard bomb to Steve Watson for a touchdown. Watson finished the day with six catches for 121 yards. Both teams added field goals in the third quarter, and Denver later stretched its lead to 27-10 as Poole scored again on a one-yard run. Kansas City added two touchdowns in the fourth quarter but it wasn't enough. Denver receiver Rich Upchurch finished the game as the leading receiver with 143 yards off three catches.

Kansas City	7	0	3	14	—	24
Denver	0	17	3	7	—	27

### Team Statistics

	KC	Den
First downs	21	23
Total net yards	362	404
Net yards rushing	35	75
Net yards passing	327	329
Total plays	73	78
Passes	52-27-2	42-21-0
Return yards	17	165
Penalty yards	66	66

KC—T. Brown 1 run (Lowery kick)  
Den—Poole 1 run (Karlis kick)  
Den—Karlis 31 FG  
Den—Watson 46 pass from DeBerg (Karlis kick)  
KC—Lowery 21 FG  
Den—Karlis 27 FG  
Den—Poole 1 run (Karlis kick)  
KC—Jackson 9 run (Lowery kick)  
KC—Carson 8 pass from Kenney (Lowery kick)  
Attendance — 74,640

## INDIVIDUAL STATISTICS

### Kansas City

**RUSHING**—Brown 8-9, Jackson 8-17, Kenney 1-9. **PASSING**—Kenney 27-52-2, 365 yards, Marshall 0-0-0. **RECEIVING**—Jackson 2-16, Carson 7-96, Beckman 1-4, Thomas 4-66, Hancock 2-23, Marshall 6-96, Scott 1-22, Paige 1-12, Brown 3-30.

### Denver

**RUSHING**—Preston 14-26, Poole 8-14, Willhite 6-21, Watson 1-7, DeBerg 3-7. **PASSING**—DeBerg 21-41-0, 350 yards, Willhite 0-1-0. **RECEIVING**—Preston 4-33, Poole 1-9, Upchurch 6-143, Egloff 3-36, Thomas 1-8, Watson 6-121.

## SEATTLE 27, DENVER 19

SEATTLE, Wa., Nov. 6—Seattle's rookie running back Curt Warner ran for 134 yards as the Seahawks beat Denver 27-19. Seattle scored first on two Norm Johnson field goals, but Rich Karlis kicked a 38-yard field goal early in the second quarter to make it 6-3. Denver made two critical errors in the third quarter which led to two Seattle touchdowns. First, punt returner Zach Thomas was hit catching a punt and fumbled on Denver's 14-yard line. On the next play David Krieg found Steve Largent in the end zone as Seattle moved to a 13-3 lead. On Denver's next possession, punter Luke Prestidge was forced to run but failed to make a first down as the Seahawks took over on Denver's 30. Krieg then threw another touchdown pass, this one a 30-yard pass to Paul Johns. The Broncos scored late in the third period when Sammy Winder ran in from the one, but it was discovered that quarterback Steve DeBerg had separated his shoulder on the previous play. Denver then missed the extra point and Seattle led 20-9. Behind John Elway, the Broncos rallied back as Karlis added another field goal. Seattle then drove 73 yards in nine plays with Krieg running the ball in for a touchdown from 10 yards out. Denver scored once more on a 25-yard pass from Elway to Steve Watson, who finished the day with 110 yards on 7 catches.

Denver	0	3	6	10	—	19
Seattle	6	0	14	7	—	27

Sea—Johnson 42 FG  
 Sea—Johnson 18 FG  
 Den—Karlis 38 FG  
 Sea—Largent 14 pass from Krieg  
 (Johnson kick)  
 Sea—Johns 30 pass from Krieg  
 (Johnson kick)  
 Den—Winder 1 run (kick failed)  
 Den—Karlis 43 FG  
 Sea—Krieg 10 run (Johnson kick)  
 Den—Watson 25 pass from Elway (Karlis kick)

#### INDIVIDUAL STATISTICS

##### Denver

**RUSHING**—Willhite 5-37, Poole 7-35, Winder 9-31, Elway 4-20, Prestridge 1-7, Preston 2-6, DeBerg 1-(-1). **PASSING**—DeBerg 10-20-2, 114 yards, Elway 8-15-0, 134 yards, Upchurch 0-1-0. **RECEIVING**—Watson 7-110, Upchurch 6-87, Winder 2-10, Thomas 1-19, Egloff 1-17, Poole 1-5.

##### Seattle

**RUSHING**—Warner 25-134, Hughes 5-28, Krieg 6-21, Doornink 1-0. **PASSING**—Krieg 14-23-1, 216 yards. **RECEIVING**—Largent 4-48, Johns 3-50, Young 4-48, Doornink 2-54, Metzelaars 1-9, Warner 1-7.

#### LOS ANGELES RAIDERS 22, DENVER 20

LOS ANGELES, Cal., Nov. 13—Despite a valiant comeback led by quarterback John Elway, the Broncos lost for the second time in the season on a last minute field goal, as the Raiders retained sole possession of the AFC West lead with a 22-20 win. After a Rich Karlis field goal, the Broncos went up 10-0 when a blitzing Tom Jackson stripped the ball from Jim Plunkett and Barney Chavous recovered the fumble in the end zone. The Raiders added two Chris Bahr field goals before halftime and grabbed the lead in the third quarter on a seven-yard run by Marcus Allen. Los Angeles scored another TD, stretching its lead to 19-10. Denver pulled within six points on a Karlis field goal. Tom Jackson caused another Plunkett fumble on the Raiders' next drive, and Rubin Carter recovered it on the Los Angeles 43-yard line. Three plays into the drive, Elway ran for 23 yards down to the Raider seven, and two plays later ran in for a four-yard touchdown to give the Broncos the lead. The Raiders drove 48 yards on four Plunkett to Todd Christensen passes against a Denver defense that was without Steve Foley and Dennis Smith, and Bahr kicked the winning field goal with four seconds left in the game.

Denver	10	0	0	10	—	20
LA Raiders	0	6	7	9	—	22

Ken—Karlis 23 FG  
 Den—Chavous recovered fumble in end zone  
 (Karlis kick)  
 LA—Bahr 28 FG  
 LA—Bahr 42 FG  
 LA—Allen 7 run (Bahr kick)  
 LA—Hawkins 17 run (kick failed)  
 Den—Karlis 22 FG  
 Den—Elway 4 run (Karlis kick)  
 LA—Bahr 39 FG  
 Attendance — 51,945

Team Statistics	Den	LA
First downs	14	23
Total net yards	232	340
Net yards rushing	63	140
Net yards passing	169	200
Total plays	58	77
Passes	31-11-1	43-26-0
Return yards	91	147
Penalty yards	29	57

#### INDIVIDUAL STATISTICS

##### Denver

**RUSHING**—Winder 14-19, Poole 7-9, Elway 3-32, Willhite 1-3. **PASSING**—Elway 11-31-1. **RECEIVING**—Upchurch 3-63, Willhite 1-21, Poole 2-19, Egloff 2-43, Winder 1-8, Watson 1-4, Sampson 1-32.

##### Los Angeles

**RUSHING**—Allen 18-84, Hawkins 6-42, King 4-8, Pruitt 1-6. **PASSING**—Plunkett 26-42-0, 252 yards, Allen 0-1-0. **RECEIVING**—Allen 6-49, Branch 6-52, Hawkins 4-21, Christensen 8-114, Barnwell 1-10, Pruitt 1-6.

#### DENVER 38, SEATTLE 27

DENVER, CO., Nov. 20—The Broncos ended a two-game losing streak and surprised Seattle 38-27 behind rookie quarterback Gary Kubiak. John Elway came down with the flu before gametime and Kubiak was given the starting nod. Seattle fumbled on its second play of the game and Randy Gradishar recovered for the Broncos. Kubiak took his first snaps from center as a professional and led Denver to a 42-yard Rich Karlis field goal. Denver fumbled away its next possession but got the ball back when Steve Wilson made the first of his three interceptions of David Krieg passes. For the day, Krieg threw four interceptions and fumbled three times. Four plays later Kubiak hit Steve Watson on the Denver 43-yard line and he took it in for a touchdown, a play covering 78 yards. The Broncos added another field goal and a 24-yard touchdown run by Gerald Willhite to increase their lead to 20-0. Less than a minute before halftime Krieg threw a 50-yard bomb to Byron Walker for the Seahawks' first points. The turnover-plagued Seahawks gave up an interception to Gradishar and Denver drove to the Seattle seven where Kubiak scored on a run up the middle. Seattle scored touchdowns on its next two possessions, closing the score to 27-20. The Broncos responded with two Karlis field goals of 21 and 38 yards. On Seattle's next drive, Krieg completed eight straight passes, scoring on an 11-yard pass to Charle Young. The Broncos put the game out of reach after Rulon Jones sacked Krieg for a safety and Karlis kicked a 40-yard field goal, his fifth of the day.

Seattle	0	7	13	7	—	27
Denver	10	10	7	11	—	38

Den—Karlis 42 FG  
 Den—Watson 78 pass from Kubiak  
 (Karlis kick)  
 Den—Karlis 25 FG  
 Den—Willhite 24 run (Karlis kick)  
 Sea—Walker 50 pass from Krieg  
 (Johnson kick)  
 Den—Kubiak 7 run (Karlis kick)  
 Sea—Hughes 1 run (Johnson kick)  
 Sea—Metzelaars 17 pass from Krieg (kick failed)  
 Den—Karlis 21 FG  
 Den—Karlis 38 FG  
 Sea—Young 11 pass from Krieg (Johnson kick)  
 Den—Safety Jones sacked Krieg in end zone  
 Den—Karlis 40 FG  
 Attendance — 74,710

Team Statistics	Sea	Den
First downs	29	17
Total net yards	476	329
Net yards rushing	94	184
Net yards passing	382	145
Total plays	74	59
Passes	42-31-4	18-10-1
Return yards	150	87
Penalty yards	47	31

#### INDIVIDUAL STATISTICS

##### Seattle

**RUSHING**—Warner 20-70, Hughes 5-12, Bryant 1-4, Krieg 1-8. **PASSING**—Krieg 31-42-4, 420 yards. **RECEIVING**—Hughes 1-7, Largent 7-84, Young 4-49, Johns 9-116, Walker 2-70, Metzelaars 2-30, Warner 4-23, Doornink 2-41.

##### Denver

**RUSHING**—Winder 20-92, Willhite 8-42, Poole 8-37, Kubiak 3-13. **PASSING**—Kubiak 10-18-1, 165 yards. **RECEIVING**—Egloff 1-6, Poole 2-11, Watson 4-119, Willhite 2-12, Winder 1-17.

#### SAN DIEGO 31, DENVER 7

SAN DIEGO, Ca., Nov. 27—San Diego, sparked by the return of quarterback Dan Fouts, rolled over an injury-riddled Denver team 31-7. Denver scored its only points of the game after Rubin Carter recovered a Charger fumble and the Broncos drove to the San Diego one, where Nathan Poole went in for a touchdown. Fouts threw for two first quarter touchdowns to Kellen Winslow and James Brooks ran for another and at halftime the Chargers led 21-7. San Diego scored ten more points in the second half against a Denver defense that was without starters Tom Jackson, Steve Foley and Dennis Smith.

Denver	7	0	0	0	—	7
San Diego	14	7	0	10	—	31

Den—Poole 1 run (Karlis kick)  
 SD—Winslow 9 pass from Fouts  
 (Benirschke kick)  
 SD—Winslow 2 pass from Fouts  
 (Benirschke kick)  
 SD—Brooks 3 run (Benirschke kick)  
 SD—Muncie 1 run (Benirschke kick)  
 SD—Benirschke 20 FG  
 Attendance — 43,650

Team Statistics	Den	SD
First Downs	15	31
Total net yards	195	428
Net yards rushing	83	141
Net yards passing	112	287
Total plays	55	74
Passes	28-14-3	33-24-1
Return yards	146	70
Penalty yards	93	117

## INDIVIDUAL STATISTICS

### Denver

**RUSHING**—Poole 6-16, Winder 10-26, Upchurch 1-7, Willhite 5-33, Elway 1-1. **PASSING**—Elway 14-28-3, 147 yards. **RECEIVING**—Willhite 5-31, Winder 2-5, Upchurch 4-43, Watson 2-65, Preston 1-3.

### San Diego

**RUSHING**—Muncie 19-82, Fouts 2-0, Brooks 14-43, Jackson 5-16. **PASSING**—Fouts 24-33-1, 299. **RECEIVING**—Sievers 3-27, Joiner 7-102, Chandler 5-30, Winslow 6-103, Holohan 1-19, Muncie 2-18.

## DENVER 27, CLEVELAND 6

DENVER, CO., Dec. 4—John Elway had his finest game as a pro, passing for 284 yards and two touchdowns to give the Broncos a 27-6 victory. Behind by 3-0 at the beginning of the second quarter, the Broncos capitalized on a 35-yard interception return by Steve Wilson, scoring on the next play on a three-yard run by Sammy Winder. Denver scored on its next two drives on Elway to Clint Sampson touchdown passes of 39 and 49 yards. Cleveland scored again right before halftime on a 58-yard field goal by Steve Cox. Rich Karlis kicked two field goals in the second half for the final margin.

Cleveland	3	3	0	0	—	6
Denver	0	21	3	3	—	27

Clev—Bahr 47 FG  
Den—Winder 3 run (Karlis kick)  
Den—Sampson 39 pass from Elway (Karlis kick)  
Den—Sampson 49 pass from Elway (Karlis kick)  
Clev—Cox 58 FG  
Den—Karlis 20 FG  
Den—Karlis 50 FG  
Attendance — 70,912

Team Statistics	Clev	Den
First Downs	19	24
Total net yards	281	411
Net yards rushing	65	127
Net yards passing	216	284
Total plays	66	65
Passes	48-22-3	24-16-1
Return yards	77	92
Penalty yards	34	50

## INDIVIDUAL STATISTICS

### Cleveland

**RUSHING**—Pruitt 11-25, Green 4-27, Walker 1-13. **PASSING**—Sipe 22-47-3, 231 yards, Walker 0-1-0. **RECEIVING**—Adams 3-56, Jones 2-28, Newsome 8-78, Green 2-9, Walker 4-33, Logan 2-14, Belk 1-13.

### Denver

**RUSHING**—Poole 4-8, Winder 20-71, Willhite 8-15, Elway 6-18, Myles 3-15. **PASSING**—Elway 16-24-1, 284 yards. **RECEIVING**—Poole 3-25, Egloff 2-37, Sampson 3-101, Watson 3-47, Sawyer 2-28, Willhite 1-15, Myles 2-31.

## DENVER 21, BALTIMORE 19

DENVER, CO., Dec. 11—The Broncos clinched their first playoff berth since 1979 as John Elway threw three fourth quarter touchdown passes to lead Denver from a 19-0 deficit to a 21-19 win. Elway threw to nine different receivers in the game, winding up with 348 yards. Through three quarters of play, Baltimore led 19-0 after four Raul Allegre field goals and a 40-yard pass from Mike Pagel to Bernard Henry. The Broncos scored their first points early in the fourth period when Elway hit Clint Sampson for a 21-yard touchdown. Baltimore's next drive ended when Louis Wright intercepted a Pagel pass and returned it 34 yards to the Colt 43-yard line. Five plays into the drive Denver scored on a 26-yard pass from Elway to rookie Jesse Myles. The Broncos got the ball back on the Denver 25-yard line with 3:00 on the clock. With a fourth and two on the Colts' 26, Elway hit a wide open Gerald Willhite on the 16 and Willhite carried it in for the final score. Steve Watson once again led Denver's receivers with four catches for 98 yards.

Baltimore	3	13	3	0	—	19
Denver	0	0	0	21	—	21

Balt—Allegre 42 FG  
Balt—Allegre 55 FG  
Balt—Allegre 41 FG  
Balt—Henry 40 pass from Pagel (Allegre kick)  
Balt—Allegre 26 FG  
Den—Sampson 21 pass from Elway (Karlis kick)  
Den—Myles 26 pass from Elway (Karlis kick)  
Den—Willhite 26 pass from Elway (Karlis kick)  
Attendance — 74, 854

Team Statistics	Balt	Den
First downs	19	19
Total net yards	387	352
Net yards rushing	186	45
Net yards passing	201	307
Total plays	77	62
Passes	28-13-1	45-23-0
Return yards	77	135
Penalty yards	95	51

## INDIVIDUAL STATISTICS

### Baltimore

**RUSHING**—Dickey 19-92, McMillan 10-24, Pagel 7-34, Moore 9-32, Williams 2-4. **PASSING**—Pagel 13-28-1, 217 yards. **RECEIVING**—Porter 3-22, Henry 8-169, Beach 2-16.

### Denver

**RUSHING**—Winder 5-6, Elway 3-23, Willhite 3-12, Kubiak 1-4. **PASSING**—Elway 23-44-0, 345 yards. **RECEIVING**—Sawyer 1-14, Sampson 3-36, Poole 1-3, Winder 2-19, Watson 4-98, Willhite 4-55, Egloff 1-5, Thomas 3-36, Myles 4-79.

## KANSAS CITY 48, DENVER 17

KANSAS CITY, Mo., Dec. 18—A crowd of only 11,377 braved a wind chill of -30° to see the Chiefs drub the Broncos 48-7. John Elway threw the first of his four interceptions on the game's third play, and Lucious Smith returned it 58 yards for a touchdown. Kansas City quarterback Bill Kenney passed for two touchdowns and at the end of the first quarter, the Chiefs had a 21-0 lead. Elway then led the Broncos 73 yards in 14 plays, with Rich Karlis capping the drive with a 24-yard field goal. Kansas City kept rolling and by the end of the third period the Chiefs led 38-3. Denver scored on two fourth quarter runs by Gerald Willhite but Kansas City added a late touchdown to close out the scoring.

Denver	0	3	0	14	—	17
Kansas City	21	7	10	10	—	48

KC—Smith 58 interception return (Lowery kick)  
KC—Carson 48 pass from Kenney (Lowery kick)  
KC—Scott 17 pass from Kenney (Lowery kick)  
Den—Karlis 24 FG  
KC—Brown 1 run (Lowery kick)  
KC—Lowery 38 FG  
KC—Brown 6 run (Lowery kick)  
KC—Lowery 43 FG  
Den—Willhite 1 run (Karlis kick)  
Den—Willhite 2 run (Karlis kick)  
KC—Paige 23 pass from Blackledge (Lowery kick)  
Attendance — 11,377

Team Statistics	Den	KC
First downs	15	17
Total net yards	258	359
Net yards rushing	94	91
Net yards passing	164	268
Total plays	62	68
Passes	37-15-4	34-17-0
Return yards	153	190
Penalty yards	15	56

## INDIVIDUAL STATISTICS

### Denver

**RUSHING**—Winder 11-34, Poole 1-0, Elway 3-11, Myles 3-24, Willhite 7-25. **PASSING**—Elway 13-34-4, 143 yards, Kubiak 2-3-0, 21 yards. **RECEIVING**—Odums 3-43, Egloff 1-7, Winder 4-20, Sampson 1-3, Thomas 1-44, Myles 1-9, Poole 1-12, Watson 2-7, Willhite 1-19.

### Kansas City

**RUSHING**—Brown 16-51, Jackson 6-24, Ricks 8-11, Kenney 3-5. **PASSING**—Kenney 11-24-0, 161 yards, Blackledge 6-10-0, 116 yards. **RECEIVING**—Carson 4-68, Brown 5-51, Hancock 2-32, Scott 1-17, Jackson 2-35, Paige 3-74.

## WILD CARD PLAYOFF GAME

### SEATTLE 31, DENVER 7

SEATTLE, Wash., Dec. 24—Seattle broke open a close contest with two second-half Dave Krieg touchdown passes as the Seahawks beat Denver 31-7 in the AFC Wild Card playoff game. Seattle scored on its first possession of the day with a 17-yard pass from Krieg to Steve Largent. Later in the first quarter, Denver mounted a nine-play, 76-yard drive, scoring on a 13-yard pass from Steve DeBerg to Jesse Myles. Seattle cornerback Kerry Justin intercepted a DeBerg pass on Denver's next drive and the Seahawks drove to the Denver 20-yard line, with Norm Johnson converting a 37-yard field goal. Denver then drove down to the Seattle four-yard line, but Gerald Willhite fumbled and Seattle recovered, and then ran the remaining time off the clock. The second half belonged to the Seahawks as Krieg passed for two touchdowns and running back David Hughes ran for another, making the final score 31-7.



Denver	7	0	0	0	—	7
Seattle	7	3	7	14	—	31

Sea—Largent 17 pass from Krieg.  
(Johnson kick)  
Den—Myles 13 pass from DeBerg.  
(Karlis kick)  
Sea—Metzelaars 5 pass from Krieg.  
(Johnson kick)  
Sea—Johns 18 pass from Krieg.  
(Johnson kick)  
Sea—Hughes 2 run. (Johnson kick)  
Attendance—60,752

Team Statistics	Den	Sea
First downs	21	17
Total net yards	360	324
Net yards rushing	125	145
Net yards passing	235	179
Total plays	69	53
Passes	24-34-2	12-13-0
Return yards	128	146
Penalty yards	35	34

## INDIVIDUAL STATISTICS

### Denver

**RUSHING**—Winder 16-59, Poole 7-25, Elway 3-16, Willhite 5-16, Sampson 1-8, Watson 1-1. **RECEIVING**—Myles 7-73, Watson 4-51, Poole 4-17, Sampson 3-52, Winder 2-13, Thomas 1-19, Egloff 1-16, Wilson 1-12, Willhite 1-1. **PASSING**—DeBerg 14-19-1, 131 yards. Elway 10-15-1, 123 yards.

### Seattle

**RUSHING**—Warner 23-99, Hughes 3-16, Bryant 5-15, Krieg 3-9, Dixon 3-4, Zorn 1-2. **PASSING**—Krieg 12-13-0, 200 yards. **RECEIVING**—Largent 4-76, Warner 3-22, Johns 2-59, Young 2-38, Metzelaars 1-5.

## NFL PLAYER PERSONNEL DATES AND INFORMATION

- July — 24-hour waivers period begins.
- Aug. 14 — Rosters must be reduced to 70 players.
- Aug. 21 — Rosters must be reduced to 60 players.
- Aug. 27 — Rosters must be reduced to regular season limit of 49 players.
- Oct. 9 — Trading deadline—all trading ends.
- Oct. 9 — Teams can begin signing free agent players for 1985.
- Dec. 18 — Deadline for playoff-bound teams to establish postseason rosters.
- Jan. 28 — Trading period begins.
- Jan. 28 — Waiver system begins for 1985.

## RULES FOR FREE RE-ACTIVATIONS FROM INJURED RESERVE

Each club shall have during a season (including postseason) a maximum of three free re-activations from injured reserve which may be used only on players who were placed on reserve after the final cutdown of that year. In order for a club to use a free re-activation on any player injured in the preseason, such player must count on the active list at the final cutdown and be placed on injured reserve thereafter. Free re-activations may be used only on players who meet the four-week minimum requirements from the date of going on injured reserve during the regular season or from the date the injury occurred in preseason. The four-week minimum means that a player's injury renders him physically unable to play football for a minimum of four weeks.

## 1983 FINAL STANDINGS American Football Conference

### Eastern Division

W	L	T	Pct.	Pts.	Opp
12	4	0	.750	389	250
8	8	0	.500	274	289
8	8	0	.500	283	351
7	9	0	.438	264	354
7	9	0	.438	313	331

### Central Division

W	L	T	Pct.	Pts.	Opp
10	6	0	.625	355	303
9	7	0	.563	356	342
7	9	0	.438	346	302
2	14	0	.125	288	460

### Western Division

W	L	T	Pct.	Pts.	Opp
12	4	0	.750	442	338
9	7	0	.563	403	397
9	7	0	.563	302	327
6	10	0	.375	358	462
6	10	0	.375	386	367

## National Football Conference

### Eastern Division

W	L	T	Pct.	Pts.	Opp
14	2	0	.875	541	332
12	4	0	.750	479	360
8	7	1	.531	374	428
5	11	0	.313	233	322
3	12	1	.219	267	347

### Central Division

W	L	T	Pct.	Pts.	Opp
9	7	0	.563	347	286
8	8	0	.500	429	439
8	8	0	.500	311	301
8	8	0	.500	316	348
2	14	0	.125	241	380

### Western Division

W	L	T	Pct.	Pts.	Opp
10	6	0	.625	432	293
9	7	0	.563	361	344
8	8	0	.500	319	337
7	9	0	.438	370	389

\*\*Division Winner  
\*Wild Card Team

## NFL Post-Season at a Glance

(Announced attendance in parentheses, home team in capitals)

### Saturday, December 24, 1983

AFC First Round: SEATTLE 31, Denver 7 (64,275)  
NFC First Round: Los Angeles Rams 24, DALLAS 17 (62,118)

### Saturday, December 31, 1983

AFC Divisional Playoff: Seattle 27, MIAMI 20 (74,136)  
NFC Divisional Playoff: SAN FRANCISCO 24, Detroit 23 (59,979)

### Sunday, January 1, 1984

AFC Divisional Playoff: LOS ANGELES RAIDERS 38, Pittsburgh 10 (90,380)  
NFC Divisional Playoff: WASHINGTON 51, Los Angeles Rams 7 (54,440)

### Sunday, January 8, 1984

AFC Championship Game: LOS ANGELES RAIDERS 30, Seattle 14 (91,445)  
NFC Championship Game: WASHINGTON 24, San Francisco 17 (55,363)


### Sunday, January 22, 1984

Super Bowl XVIII: LOS ANGELES RAIDERS 38, Washington 9 (72,920)  
at Tampa Stadium, Tampa, Florida.

### Sunday, January 29, 1984

AFC-NFC Pro Bowl: NFC 45, AFC 3 (50,445)  
at Aloha Stadium, Honolulu, Hawaii

# HISTORY AND RECORDS



Wide receiver Steve Watson, who in 1983 posted his second 1,000 yard season in the past three years.

# NOTABLE PERFORMANCES

## THE LAST TIME

### PUNT RETURN FOR TOUCHDOWN—

**Broncos:** Zach Thomas, 70 yards vs. Los Angeles Raiders, 9/25/83.  
**Opponent:** Will Lewis, 75 yards, vs. Seattle, 11/23/80.

### KICKOFF RETURN FOR TOUCHDOWN—

**Broncos:** Randy Montgomery, 94 yards, at San Diego, 9/24/72.  
**Opponent:** James Owens, 85 yards, at San Francisco, 11/18/79.

### INTERCEPTION RETURN FOR TOUCHDOWN—

**Broncos:** Don Latimer, 15 yards, vs. Seattle, 11/23/80.  
**Opponent:** Lucious Smith, 58 yards, at Kansas City, 12/18/83.

### FUMBLE RETURN FOR TOUCHDOWN (DEFENSE)—

**Broncos:** Barney Chavous recovered fumble in end zone, at Los Angeles Raiders, 11/13/83.  
**Opponent:** Whitney Paul, 47 yards, at Kansas City, 10/18/81.

### BLOCKED PUNT RETURN FOR TOUCHDOWN—

**Broncos:** Rob Nairne, 22 yards, vs. New England, 11/11/79.  
**Opponent:** Jim Stienke, 1 yard, vs. New York Giants, 11/21/76.

### BLOCKED FIELD GOAL RETURN FOR TOUCHDOWN—

**Broncos:** John Bramlett, 86 yards, vs. San Diego, 11/27/66.  
**Opponent:** Les Duncan, 72 yards, at San Diego, 11/23/67.

### SAFETY—

**Broncos:** Rulon Jones tackled Jim Krieg in end zone, vs. Seattle, 11/20/83.  
**Opponent:** Greg Townsend tackled Steve DeBerg in end zone, vs. Los Angeles Raiders, 9/25/83.

### SHUTOUT—

**Broncos:** Denver 17, at Oakland O, 10/4/81.  
**Opponent:** Denver 0, at San Diego 23, 10/8/78.

### 100 YARDS RUSHING—

**Broncos:** Sammy Winder, 29-165, O TD, at Houston, 10/9/83.  
**Opponent:** Curt Warner, 25-134, O TD, at Seattle, 11/6/83.

### 300 YARDS PASSING—

**Broncos:** John Elway, 23/44, 345 yards, 3 TD, vs. Baltimore, 12/11/83.  
**Opponent:** Dave Krieg, 31-42, 420 yards, 3 TD, vs. Seattle, 11/20/83.

### 100 YARDS RECEIVING—

**Broncos:** Clint Sampson, 3-101 yards, 2 TD, vs. Cleveland, 12/4/83.  
**Opponent:** Bernard Henry, 8-169 yards, 1 TD, vs. Baltimore, 12/11/83.

## 1,000-YARD RUSHING SEASONS OTIS ARMSTRONG, 1974—1,407 yards and 9 TDs

		Carries	Yards	Cumulative
9/15	vs. Los Angeles	12	31	12-31
9/22	vs. Pittsburgh	19	131	31-162
9/30	at Washington	11	32	42-194
10/6	at Kansas City	14	48	56-242
10/13	vs. New Orleans	13	57	69-299
10/20	vs. San Diego	20	98	89-397
10/27	at Cleveland	17	142	106-539
11/3	vs. Oakland	20	88	126-627
11/10	at Baltimore	19	110	145-737
11/18	vs. Kansas City	16	55	161-792
11/24	at Oakland	29	146	190-938
11/28	at Detroit	24	144	214-1,082
12/8	vs. Houston	31	183	245-1,265
12/15	at San Diego	18	142	263-1,407

# 1,000-YARD RUSHING SEASONS (Continued)

FLOYD LITTLE, 1971—1,133 yards and 6 TDs

		Carries	Yards	Cumulative
9/19	vs. Miami	23	70	23-70
9/26	at Green Bay	16	53	39-123
10/3	vs. Kansas City	13	27	52-150
10/10	vs. Oakland	16	39	68-189
10/17	vs. San Diego	17	62	85-251
10/24	at Cleveland	25	113	110-364
10/31	at Philadelphia	24	123	134-487
11/7	vs. Detroit	22	91	156-578
11/14	vs. Cincinnati	22	101	178-679
11/21	at Kansas City	13	63	191-742
11/28	at Pittsburgh	22	91	213-833
12/5	vs. Chicago	29	125	242-958
12/12	at San Diego	18	96	260-1,054
12/19	at Oakland	24	79	284-1,133

## OTIS ARMSTRONG, 1976—1,008 yards and 5 TDs

		Carries	Yards	Cumulative
9/12	at Cincinnati	24	96	24-95
9/19	vs. New York Jets	17	94	41-190
9/26	vs. Cleveland	18	23	59-213
10/3	vs. San Diego	23	91	82-304
10/10	at Houston	12	47	94-351
10/17	vs. Oakland	21	70	115-421
10/24	at Kansas City	16	101	131-522
10/31	at Oakland	14	63	145-585
11/7	vs. Tampa Bay	18	116	168-701
11/14	at San Diego	13	35	176-736
11/21	vs. New York Giants	24	97	200-833
11/28	at New England	4	14	204-947
12/5	vs. Kansas City	17	45	221-892
12/12	at Chicago	26	116	247-1,008

## 100-YARD RUSHING GAMES

Player	Performance	Opponent
Don Stone	17-104, 1 TD	Oct. 6, 1963 vs. San Diego
Billy Joe	20-105, 0 TD	Nov. 17, 1963 vs. New York
Billy Joe	16-108, 1 TD	Nov. 15, 1964 vs. New York
Cookie Gilchrist	32-142, 0 TD	Sept. 24, 1965 at Boston
Cookie Gilchrist	16-119, 0 TD	Nov. 14, 1965 at Houston
Floyd Little	25-126, 1 TD	Oct. 27, 1968 vs. Miami
Floyd Little	30-147, 1 TD	Nov. 3, 1968 at Boston
Floyd Little	21-105, 1 TD	Sept. 14, 1969 vs. Boston
Floyd Little	15-104, 1 TD	Sept. 21, 1969 vs. New York Jets
Floyd Little	29-166, 1 TD	Oct. 19, 1969 at Cincinnati
Floyd Little	16-140, 1 TD	Oct. 25, 1970 at San Francisco
Bobby Anderson	25-106, 1 TD	Oct. 17, 1971 vs. San Diego
Floyd Little	25-113, 1 TD	Oct. 24, 1971 at Cleveland
Floyd Little	24-123, 1 TD	Oct. 31, 1977 at Philadelphia
Floyd Little	22-101, 0 TD	Nov. 14, 1971 vs. Cincinnati
Floyd Little	29-125, 0 TD	Dec. 5, 1971 vs. Chicago
Floyd Little	22-101, 0 TD	Sept. 17, 1972 vs. Houston
Floyd Little	18-100, 2 TD	Oct. 15, 1972 vs. Minnesota
Floyd Little	14-124, 1 TD	Nov. 5, 1972 at New York Giants
Joe Dawkins	30-117, 0 TD	Oct. 28, 1973 at New York Jets
Floyd Little	19-123, 1 TD	Oct. 14, 1973 at Houston
Floyd Little	22-109, 2 TD	Nov. 11, 1973 vs. San Diego
Otis Armstrong	19-131, 0 TD	Sept. 22, 1974 vs. Pittsburgh
Otis Armstrong	17-142, 1 TD	Oct. 27, 1974 at Cleveland
Otis Armstrong	19-110, 1 TD	Nov. 10, 1974 at Baltimore
Otis Armstrong	29-146, 0 TD	Nov. 24, 1974 at Oakland
Jon Keyworth	15-148, 1 TD	Nov. 24, 1974 at Oakland
Otis Armstrong	24-144, 1 TD	Nov. 28, 1974 at Detroit
Otis Armstrong	31-183, 3 TD	Dec. 8, 1974 vs. Houston
Otis Armstrong	18-142, 0 TD	Dec. 15, 1974 at San Diego
Jon Keyworth	20-132, 0 TD	Nov. 30, 1975 vs. San Diego
Otis Armstrong	16-101, 1 TD	Oct. 24, 1976 at Kansas City
Otis Armstrong	18-116, 0 TD	Nov. 7, 1976 vs. Tampa Bay
Otis Armstrong	26-116, 1 TD	Dec. 12, 1976 at Chicago
Norris Weese	12-120, 0 TD	Dec. 12, 1976 at Chicago

# 100 YARD RUSHING GAMES (continued)

Otis Armstrong	21-120, 0 TD	Nov. 20, 1977 at Kansas City
Rob Lytle	16-110, 1 TD	Nov. 19, 1978 vs. Green Bay
Rob Lytle	18-102, 1 TD	Nov. 25, 1979 vs. Oakland
Otis Armstrong	22-107, 1 TD	Oct. 13, 1980 vs. Washington
Otis Armstrong	25-106, 1 TD	Oct. 26, 1980 at New York Giants
Sammy Winder	20-119, 0 TD	Sept. 25, 1983 vs. L.A. Raiders
Sammy Winder	29-165, 0 TD	Oct. 9, 1983 at Houston

**TOTALS**—Floyd Little 15, Otis Armstrong 13, Billy Joe 2, Cookie Gilchrist 2, Jon Keyworth 2, Rob Lytle 2, Sammy Winder 2, Donnie Stone 1, Bobby Anderson 1, Joe Dawkins 1, Norris Weese 1.

## 300-YARD PASSING GAMES

Player	Performance	Opponent
Frank Tripucka	30-52-2, 375 yards and 3 TD	Nov. 6, 1960 vs. Houston
Frank Tripucka	19-41-5, 328 yards and 3 TD	Nov. 27, 1960 vs. Buffalo
Frank Tripucka	28-47-2, 376 yards and 2 TD	Sept. 7, 1962 vs. San Diego
Frank Tripucka	29-56-3, 447 yards and 2 TD	Sept. 15, 1962 at Buffalo
Frank Tripucka	26-40-1, 308 yards and 1 TD	Oct. 21, 1962 vs. Houston
Jacky Lee	11-36-1, 370 yards and 1 TD	Dec. 5, 1965 at Oakland
John McCormick	13-37-3, 328 yards and 3 TD	Dec. 18, 1966 at Buffalo
Marlin Briscoe	12-29-2, 335 yards and 4 TD	Nov. 24, 1968 vs. Buffalo
Steve Tensi	19-26-1, 301 yards and 3 TD	Nov. 23, 1969 at San Diego
Charley Johnson	20-28-0, 361 yards and 2 TD	Oct. 22, 1972 at Oakland
Charley Johnson	24-39-2, 326 yards and 1 TD	Sept. 20, 1973 vs. Chicago
Charley Johnson	28-42-2, 445 yards and 2 TD	Nov. 18, 1974 vs. Kansas City
Charley Johnson	12-20-2, 329 yards and 3 TD	Sept. 21, 1975 vs. Kansas City
Craig Morton	27-39-2, 306 yards and 2 TD	Nov. 16, 1980 vs. New York Jets
Craig Morton	18-30-1, 338 yards and 1 TD	Dec. 14, 1980 vs. Oakland
Craig Morton	17-18-0, 308 yards and 4 TD	Sept. 27, 1981 vs. San Diego
Craig Morton	25-38-1, 342 yards and 2 TD	Oct. 18, 1981 at Kansas City
Steve DeBerg	21-34-2, 305 yards and 2 TD	Nov. 22, 1981 at Cincinnati
Steve DeBerg	23-31-1, 307 yards and 2 TD	Dec. 12, 1982 at Los Angeles Rams
Steve DeBerg	21-41-0, 350 yards and 1 TD	Oct. 30, 1983 vs. Kansas City
John Elway	23-44-0, 345 yards and 3 TD	Dec. 11, 1983 vs. Baltimore

**TOTALS**—Frank Tripucka 5, Charley Johnson 4, Craig Morton 4, Steve DeBerg 3, John Elway 1, Jacky Lee 1, John McCormick 1, Marlin Briscoe 1, Steve Tensi 1.

## 100-YARD RECEIVING GAMES

Player	Performance	Opponent
Al Carmichael	6-130, 1 TD	Sept. 9, 1960 at Boston
Lionel Taylor	6-125, 1 TD	Sept. 23, 1960 at New York
Lionel Taylor	7-101, 2 TD	Oct. 2, 1960 vs. Oakland
Al Carmichael	3-109, 2 TD	Oct. 23, 1960 vs. Boston
Lionel Taylor	10-106, 1 TD	Oct. 23, 1960 vs. Boston
Lionel Taylor	10-140, 1 TD	Nov. 6, 1960 vs. Houston
Al Carmichael	7-117, 2 TD	Nov. 6, 1960 vs. Houston
Lionel Taylor	10-138, 0 TD	Nov. 20, 1960 at Houston
Lionel Taylor	9-199, 3 TD	Nov. 27, 1960 vs. Buffalo
Lionel Taylor	9-171, 1 TD	Dec. 10, 1960 at Los Angeles
Lionel Taylor	7-132, 2 TD	Sept. 10, 1961 at Buffalo
Lionel Taylor	11-126, 0 TD	Sept. 24, 1961 at New York
Lionel Taylor	9-118, 0 TD	Oct. 1, 1961 at Oakland
Lionel Taylor	7-120, 1 TD	Oct. 8, 1961 vs. Dallas
Al Frazier	7-166, 1 TD	Oct. 15, 1961 vs. Oakland
Al Frazier	6-126, 1 TD	Oct. 22, 1961 vs. New York
Al Frazier	5-125, 1 TD	Nov. 12, 1961 vs. San Diego
Lionel Taylor	10-119, 0 TD	Nov. 12, 1961 vs. San Diego
Donnie Stone	9-137, 1 TD	Dec. 3, 1961 vs. Boston
Lionel Taylor	9-133, 0 TD	Sept. 15, 1962 at Buffalo
Al Frazier	4-125, 1 TD	Sept. 15, 1962 at Buffalo
Lionel Taylor	12-119, 0 TD	Sept. 21, 1962 at Boston
Jerry Tarr	4-152, 2 TD	Sept. 21, 1962 at Boston
Lionel Taylor	7-110, 0 TD	Dec. 9, 1962 at Dallas
Lionel Taylor	7-169, 1 TD	Sept. 29, 1963 vs. Boston
Lionel Taylor	7-142, 2 TD	Oct. 6, 1963 vs. San Diego
Bob Scarpitto	4-134, 2 TD	Oct. 13, 1963 vs. Houston
Lionel Taylor	10-116, 1 TD	Dec. 15, 1963 at Oakland
Gene Prebola	4-106, 1 TD	Dec. 15, 1963 at Oakland
Lionel Taylor	8-149, 0 TD	Sept. 27, 1964 vs. Houston
Hewritt Dixon	4-109, 0 TD	Oct. 25, 1964 at Oakland
Hewritt Dixon	5-121, 1 TD	Nov. 1, 1964 at Kansas City
Al Denison	3-113, 1 TD	Nov. 1, 1964 at Kansas City
Lionel Taylor	13-112, 0 TD	Nov. 29, 1964 vs. Oakland



## 100-YARD RECEIVING GAMES (Continued)

Bob Scarpitto	11-111, 1 TD	Dec. 20, 1964 at Houston
Bob Scarpitto	5-108, 2 TD	Sept. 11, 1965 at San Diego
Lionel Taylor	9-172, 1 TD	Sept. 19, 1965 vs. Buffalo
Lionel Taylor	7-114, 0 TD	Nov. 7, 1965 vs. San Diego
Lionel Taylor	11-141, 2 TD	Nov. 21, 1965 vs. Oakland
Lionel Taylor	8-164, 0 TD	Dec. 5, 1965 at Oakland
Wendell Hayes	5-126, 1 TD	Dec. 5, 1965 at Oakland
Al Denson	5-158, 1 TD	Oct. 2, 1966 vs. Houston
Charlie Mitchell	4-126, 1 TD	Dec. 4, 1966 vs. Miami
Bob Scarpitto	5-123, 3 TD	Dec. 18, 1966 at Buffalo
Al Denson	4-131, 2 TD	Sept. 3, 1967 vs. Boston
Al Denson	7-134, 1 TD	Sept. 24, 1967 vs. New York Jets
Eric Crabtree	6-123, 1 TD	Oct. 22, 1967 vs. San Diego
Al Denson	4-107, 1 TD	Oct. 29, 1967 at Kansas City
Al Denson	7-102, 2 TD	Nov. 19, 1967 at Buffalo
Eric Crabtree	8-107, 1 TD	Nov. 23, 1967 at San Diego
Eric Crabtree	6-129, 1 TD	Dec. 17, 1967 vs. Kansas City
Al Denson	8-115, 0 TD	Sept. 15, 1968 at Cincinnati
Eric Crabtree	7-113, 0 TD	Sept. 22, 1968 at Kansas City
Eric Crabtree	5-148, 1 TD	Oct. 13, 1968 at New York Jets
Jimmy Jones	8-128, 2 TD	Oct. 20, 1968 at San Diego
Floyd Little	4-165, 1 TD	Nov. 24, 1968 vs. Buffalo
Al Denson	6-131, 2 TD	Dec. 8, 1968 at Oakland
Mike Haffner	4-122, 0 TD	Dec. 14, 1968 vs. Kansas City
Al Denson	6-138, 1 TD	Sept. 28, 1969 at Buffalo
Mike Haffner	6-102, 1 TD	Oct. 26, 1969 at Houston
Al Denson	6-140, 2 TD	Nov. 23, 1969 at San Diego
John Embree	9-122, 1 TD	Nov. 23, 1969 at San Diego
Jerry Simmons	6-153, 0 TD	Nov. 21, 1971 at Kansas City
Rod Sherman	4-110, 0 TD	Sept. 17, 1972 vs. Houston
Jerry Simmons	6-118, 1 TD	Oct. 22, 1972 at Oakland
Bobby Anderson	13-143, 0 TD	Sept. 10, 1973 vs. Chicago
Riley Odums	5-114, 1 TD	Nov. 4, 1973 at St. Louis
Haven Moses	5-108, 2 TD	Nov. 25, 1973 vs. Kansas City
Haven Moses	5-132, 0 TD	Oct. 13, 1974 vs. New Orleans
Floyd Little	7-127, 0 TD	Oct. 20, 1974 vs. San Diego
Riley Odums	7-125, 0 TD	Nov. 18, 1974 vs. Kansas City
Rick Upchurch	3-153, 1 TD	Sept. 21, 1975 vs. Kansas City
Haven Moses	5-168, 2 TD	Jan. 1, 1978 vs. Oakland
Haven Moses	5-115, 0 TD	Nov. 12, 1978 at Cleveland
Haven Moses	5-101, 1 TD	Nov. 19, 1978 vs. Green Bay
Riley Odums	7-165, 2 TD	Dec. 10, 1978 vs. Kansas City
Haven Moses	5-116, 1 TD	Dec. 16, 1978 vs. Pittsburgh
Riley Odums	5-125, 0 TD	Sept. 23, 1979 vs. Seattle
Haven Moses	4-107, 1 TD	Oct. 14, 1979 at Kansas City
Haven Moses	5-133, 1 TD	Oct. 22, 1979 at Pittsburgh
Riley Odums	7-114, 0 TD	Oct. 28, 1979 vs. Kansas City
Haven Moses	5-103, 1 TD	Sept. 21, 1980 vs. San Diego
Haven Moses	6-141, 0 TD	Dec. 14, 1980 vs. Oakland
Riley Odums	8-128, 1 TD	Dec. 14, 1980 vs. Oakland
Steve Watson	7-143, 3 TD	Sept. 20, 1981 vs. Baltimore
Steve Watson	8-178, 2 TD	Sept. 27, 1981 vs. San Diego
Steve Watson	5-182, 2 TD	Oct. 11, 1981 vs. Detroit
Rick Upchurch	5-138, 0 TD	Oct. 18, 1981 at Kansas City
Steve Watson	5-102, 1 TD	Nov. 22, 1981 at Cincinnati
Steve Watson	2-103, 0 TD	Dec. 6, 1981 vs. Kansas City
Rick Upchurch	6-102, 2 TD	Dec. 20, 1981 at Chicago
Steve Watson	5-101, 1 TD	Dec. 5, 1982 vs. Atlanta
Steve Watson	10-183, 0 TD	Dec. 5, 1982 at Los Angeles Rams
Steve Watson	6-161, 1 TD	Sept. 11, 1983 at Baltimore
Steve Watson	8-119, 0 TD	Oct. 16, 1983 vs. Cincinnati
Steve Watson	6-121, 1 TD	Oct. 30, 1983 vs. Kansas City
Rick Upchurch	6-143, 0 TD	Oct. 30, 1983 vs. Kansas City
Steve Watson	7-110, 1 TD	Nov. 6, 1983 at Seattle
Steve Watson	4-119, 1 TD	Nov. 20, 1983 vs. Seattle
Clint Sampson	3-101, 2 TD	Dec. 4, 1983 vs. Cleveland

**TOTALS**—Lionel Taylor 24, Steve Watson 12, Al Denson 10, Haven Moses 10 (includes one playoff game), Riley Odums 6, Eric Crabtree 5, Al Frazier 4, Bob Scarpitto 44, Al Carmichael 3, Rick Upchurch 4, Hewitt Dixon 2, Mike Haffner 2, Floyd Little 2, Jerry Simmons 2, Jimmy Jones 1, Gene Prebola 1, Jerry Tarr 1, Donnie Stone 1, Wendell Hayes 1, Charlie Mitchell 1, John Embree 1, Rod Sherman 1, Bobby Anderson 1, Clint Sampson 1.

## ALL-TIME HONORS

**1983**—Pro Bowl: Randy Gradishar, Louis Wright (DNP). All-NFL: Randy Gradishar (AP-2nd team), Louis Wright (NEA, CPFN-2nd team). All-AFC: Randy Gradishar (UPI-2nd team). Hartman Award Winners: Steve Watson, Randy Gradishar, Ken Woodard. Bob Peck Memorial Award (Most Inspirational Player): Tom Jackson.

**1982**—Pro Bowl: Randy Gradishar, Luke Prestridge, Rick Upchurch. All-NFL: Randy Gradishar (Football Digest), Luke Prestridge (AP, Football Digest), Rick Upchurch (AP, Football Digest). All-AFC: Randy Gradishar (UPI), Luke Prestridge (UPI). Hartman Award Winners: Billy Bryan, Louis Wright, Rick Upchurch and Rob Lytle. Bob Peck Memorial Award (Most Inspirational Player): Tom Jackson.

**1981**—Pro Bowl: Randy Gradishar, Bob Swenson, Billy Thompson, Steve Watson. All-NFL: Bob Swenson (AP, NEA, The Sporting News), Randy Gradishar (AP-2nd team, NEA-2nd team, Pro Football Weekly, The Sporting News). All-AFC: Randy Gradishar (UPI), Billy Thompson (UPI), Steve Watson (UPI), Bob Swenson (UPI-2nd team), Louis Wright (UPI-2nd team). Hartman Award Winners: Steve Watson, Bob Swenson, Jim Ryan. Bob Peck Memorial Award (Most Inspirational Player): Tom Jackson.

**1980**—All NFL: Randy Gradishar (The Sporting News), Fred Steinfert (Pro Football Weekly, The Sporting News). All-AFC: Fred Steinfert (UPI). Pro Football Weekly Golden Toe Award: Fred Steinfert. Hartman Award Winners: Bill Bryan, Randy Gradishar, Fred Steinfert.

**1979**—Pro Bowl: Randy Gradishar, Tom Jackson, Rick Upchurch, Louis Wright, All-NFL: Randy Gradishar (PFWA, Pro Football Weekly, AP-2nd team), Rick Upchurch (PFWA, Pro Football Weekly, AP-2nd team), Louis Wright (AP, NEA, PFWA, Pro Football Weekly). All-AFC: Randy Gradishar (Pro Football Weekly, The Sporting News, UPI-2nd team), Bob Swenson (UPI-2nd team), Bill Thompson (UPI), Rick Upchurch (Pro Football Weekly), Louis Wright (UPI, Pro Football Weekly, The Sporting News). Hartman Award Winners: Craig Morton, Bob Swenson, Larry Canada.

**1978**—Pro Bowl: Lyle Alzado, Randy Gradishar, Tom Jackson, Riley Odums, Bill Thompson, Rick Upchurch, Louis Wright. All-NFL: Lyle Alzado (AP), Randy Gradishar (AP, PFWA, PFW, NEA), Tom Jackson (AP), Rick Upchurch (AP, PFWA, PFW), Louis Wright (AP, PFWA, PFW, NEA), All-AFC: Lyle Alzado (UPI, PFW, TSN), Steve Foley (UPI), Randy Gradishar (UPI, PFW, TSN), Tom Jackson (UPI), Bill Thompson (UPI, PFW, TSN), Rick Upchurch (PFW), Louis Wright (UPI, PFW, TSN). NFL Defensive Player of the Year: Randy Gradishar (AP, PFW, NEA). AFC Defensive Player of the Year: Randy Gradishar (UPI, Kansas City 101 Club). Colorado Sports Hall of Fame Pro Athlete of the Year: Randy Gradishar. Hartman Award Winners: Riley Odums, Randy Gradishar, Maurice Harvey.

**1977**—Pro Bowl: Lyle Alzado, Randy Gradishar, Tom Jackson, Billy Thompson, Louis Wright. All-NFL: Lyle Alzado (AP, UPI, PFW), Randy Gradishar (AP, UPI, PFW), Tom Jackson (AP, UPI, PFW), Billy Thompson (AP). All-AFC: Louis Wright (PFW), Billy Thompson (PFW). AFC Defensive Player of the Year: Lyle Alzado (Kansas City 101 Club). Colorado Sports Hall of Fame Pro Athlete of the Year: Craig Morton. Hartman Award Winners: Craig Morton, Tom Jackson, Rick Upchurch.

**1976**—Pro Bowl: Rick Upchurch, Otis Armstrong. All-NFL: Rick Upchurch. Hartman Award Winners: Riley Odums, Tom Jackson, Rick Upchurch.

**1975**—Pro Bowl: Randy Gradishar, Riley Odums. All-Pro: Riley Odums. Hartman Award Winners: Bobby Maples, Lyle Alzado, Jim Turner.

**1974**—Pro Bowl: Otis Armstrong, Riley Odums. All-Pro: Riley Odums, Otis Armstrong. Hartman Award Winners: Otis Armstrong, Tom Jackson, Ken Criter.

**1973**—Pro Bowl: Floyd Little, Haven Moses, Paul Smith, Riley Odums. All-Pro: Riley Odums. Hartman Award Winners: Charley Johnson, Paul Smith. Colorado Sports Hall of Fame Pro Athlete of the Year: Paul Smith.

**1972**—Pro Bowl: Floyd Little, Paul Smith. Colorado Sports Hall of Fame Pro Athlete of the Year: Floyd Little.

**1971**—Pro Bowl: Floyd Little, Rich Jackson.

**1970**—Pro Bowl: Rich Jackson, All-Pro: Rich Jackson. Colorado Sports Hall of Fame Pro Athlete of the Year: Rich Jackson.

**1969**—All-AFL: Floyd Little, Rich Jackson. AFL All-Star Game: Rich Jackson, Al Denson, Mike Current, George Goeddeke, Floyd Little, Dave Costa.

**1968**—All-AFL: Rich Jackson. AFL All-Star Game: Floyd Little, Dave Costa, Rich Jackson.

**1967**—AFL All-Star Game: Al Denson, Larry Kaminski, Dave Costa, Nemiah Wilson.

**1966**—All-AFL: Bob Scarpitto, AFL All-Star Game: Bob Scarpitto, Jerry Sturm, Goose Gonsoulin, John Bramlett.

**1965**—All-AFL: Cookie Gilchrist, Lionel Taylor, Eldon Danenhauer. AFL All-Star Game: Eldon Danenhauer, Cookie Gilchrist.

**1964**—All-AFL: Willie Brown, AFL All-Star Game: Willie Brown, Jerry Sturm, Goose Gonsoulin, Jim Fraser.

**1963**—All-AFL: Goose Gonsoulin. AFL All-Star Game: Bud McFadin, Goose Gonsoulin.

**1962**—All-AFL: Bud McFadin, Goose Gonsoulin, Eldon Danenhauer, Bob Zeman, AFL All-Star Game: Eldon Danenhauer, Bud McFadin, Gene Mingo, Bob Zeman, Goose Gonsoulin, Jim Fraser, Lionel Taylor, Frank Tripucka.

**1961**—All-AFL: Lionel Taylor, Bud McFadin. AFL All-Star Game: Bud McFadin, Ken Adamson. Goose Gonsoulin, Don Stone.

**1960**—All-AFL: Lionel Taylor, Bud McFadin, Goose Gonsoulin.

# ALL-TIME SCORES

## REGULAR SEASON RESULTS

1960			1961		
Coach: Frank Filchok 4-9-1			Coach: Frank Filchok 3-11-0		
13	At Boston	10 21,597	22	At Buffalo	10 16,636
27	At Buffalo	21 15,229	17	At Boston	45 14,479
24	At New York	28 20,462	26	At New York	35 14,381
31	Oakland	14 18,372	19	At Oakland	33 8,361
19	Los Angeles	23 19,141	12	Dallas	19 14,500
31	Boston	24 12,683	27	Oakland	24 11,129
14	Dallas	17 13,002	27	New York	10 12,508
25	Houston	45 14,489	0	At San Diego	37 32,584
7	At Dallas	34 21,000	14	Houston	55 11,564
10	At Houston	20 20,778	16	San Diego	19 7,859
38	Buffalo	38 7,785	10	Buffalo	23 7,645
27	New York	30 5,861	14	At Houston	45 27,874
33	At Los Angeles	41 9,928	24	Boston	28 9,303
10	At Oakland	48 7,000	21	At Dallas	49 8,000

1962			1963		
Coach: Jack Faulkner 7-7-0			Coach: Jack Faulkner 2-11-1		
30	San Diego	21 28,000	7	Kansas City	59 21,115
23	At Buffalo	20 30,577	14	At Houston	20 23,047
16	At Boston	41 21,038	14	Boston	10 18,636
32	At New York	10 17,213	50	San Diego	34 19,137
44	Oakland	7 22,452	24	Houston	33 24,896
23	At Oakland	6 7,000	21	At Boston	40 25,418
20	Houston	10 34,496	35	At New York	35 22,553
38	Buffalo	45 26,051	28	Buffalo	30 19,424
23	At San Diego	20 20,827	17	At Buffalo	27 30,989
29	Boston	33 28,187	9	New York	14 14,247
3	Dallas	24 23,523	10	Oakland	26 14,763
45	New York	46 15,776	21	At Kansas City	52 17,433
17	At Houston	34 30,650	31	At Oakland	35 15,223
10	At Dallas	17 19,137	20	At San Diego	58 31,312

1964			1965		
Coach: Jack Faulkner (4 games) and Mac Speedie (10 games)			Coach: Mac Speedie 4-10-0		
2-11-1			Attend.		
6	At New York	30 45,665	31	At San Diego	34 27,022
13	At Buffalo	30 25,141	15	Buffalo	30 30,656
17	Houston	38 22,155	27	At Boston	10 26,782
10	Boston	39 17,851	16	New York	13 34,988
33	Kansas City	27 16,885	23	Kansas City	31 31,001
14	At San Diego	42 23,242	28	Houston	17 32,492
7	At Oakland	40 16,825	13	At Buffalo	31 45,046
39	Kansas City	49 15,053	10	At New York	45 55,572
20	San Diego	31 19,670	21	San Diego	35 33,073
20	New York	16 11,309	31	At Houston	21 28,126
7	At Boston	12 24,979	20	Oakland	28 30,369
20	Oakland	20 15,958	13	At Oakland	24 19,023
19	Buffalo	30 14,431	20	Boston	28 27,207
15	At Houston	34 15,839	35	At Kansas City	45 14,421

1966			1967		
Coach: Mac Speedie (2 games) and Ray Malavasi (12 games)			Coach: Lou Saban 3-11-0		
4-10-0			Attend.		
7	At Houston	45 30,156	26	Boston	21 35,488
10	Boston	24 25,160	0	At Oakland	51 25,423
7	New York	16 28,770	21	At Miami	35 29,381
40	Houston	38 27,203	24	New York	38 35,565
10	At Kansas City	37 33,929	6	At Houston	10 21,798
7	At Miami	24 23,393	16	Buffalo	17 35,188
10	Kansas City	56 26,196	21	San Diego	33 34,465
17	At San Diego	24 25,819	9	At Kansas City	52 44,002
17	At Boston	10 18,154	17	Oakland	21 29,043
3	Oakland	17 26,703	18	Houston	20 30,392
20	San Diego	17 24,860	21	At Buffalo	20 30,891
17	Miami	7 33,306	20	At San Diego	24 34,586
10	At Oakland	28 31,765	33	At New York	24 61,615
21	At Buffalo	38 40,583	24	Kansas City	38 31,660

## REGULAR SEASON RESULTS

1968			1969		
Coach: Lou Saban 5-9-0			Coach: Lou Saban 5-8-1		
Attend.			Attend.		
10	At Cincinnati	24 25,049	26	Boston	21 35,488
2	At Kansas City	34 45,821	21	New York	19 50,583
17	Boston	20 37,024	28	At Buffalo	41 40,302
10	Cincinnati	7 41,257	13	Kansas City	26 50,564
21	At New York	13 62,052	14	Oakland	24 49,511
24	At San Diego	55 42,953	30	At Cincinnati	23 27,920
21	Miami	14 44,115	21	At Houston	24 45,348
35	At Boston	14 18,304	13	San Diego	0 45,511
7	Oakland	43 50,002	10	At Oakland	41 54,416
17	At Houston	38 36,075	20	Houston	20 45,002
34	Buffalo	32 35,201	24	At San Diego	45 34,664
23	San Diego	47 35,312	17	At Kansas City	31 48,773
27	At Oakland	33 47,754	24	At Miami	27 25,332
7	Kansas City	30 38,463	27	Cincinnati	16 42,196

1970			1971		
Coach: Lou Saban 5-8-1			Coach: Lou Saban (9 games) and Jerry Smith (5 games)		
Attend.			4-9-1		
Attend.			Attend.		
25	At Buffalo	10 34,882	10	Miami	10 51,200
16	Pittsburgh	13 50,705	13	At G. Bay (Milw.)	34 47,957
26	Kansas City	13 50,705	3	Kansas City	16 51,200
23	At Oakland	35 54,436	16	Oakland	27 51,200
24	Atlanta	10 50,705	20	San Diego	16 51,200
14	At San Francisco	19 39,515	27	At Cleveland	0 75,674
3	Washington	19 50,705	17	At Philadelphia	17 65,358
21	At San Diego	24 48,327	20	Detroit	24 51,200
19	Oakland	24 50,959	10	Cincinnati	24 51,200
31	At New Orleans	6 66,837	10	At Kansas City	28 49,945
21	At Houston	31 35,733	22	At Pittsburgh	10 39,710
0	At Kansas City	16 50,454	6	Chicago	3 51,200
17	San Diego	17 50,959	17	At San Diego	45 44,347
13	Cleveland	27 51,001	13	At Oakland	21 54,651

1972			1973		
Coach: John Ralston 5-9-0			Coach: John Ralston 7-5-2		
Attend.			Attend.		
30	Houston	17 51,656	28	Cincinnati	10 49,059
14	At San Diego	37 49,048	34	San Francisco	36 50,966
24	Kansas City	45 51,656	14	Chicago	33 51,159
10	At Cincinnati	21 55,812	14	At Kansas City	16 71,414
20	Minnesota	23 51,656	48	At Houston	20 32,801
30	At Oakland	23 53,551	23	Oakland	23 51,270
20	Cleveland	27 51,656	40	At N.Y. Jets	28 55,108
17	At N.Y. Giants	29 62,689	17	At St. Louis	17 46,567
16	At Los Angeles	10 65,398	30	San Diego	19 51,034
20	Oakland	37 51,656	23	At Pittsburgh	13 48,580
20	At Atlanta	23 58,850	14	Kansas City	10 51,331
21	At Kansas City	24 66,725	10	Dallas	22 51,508
38	San Diego	13 51,473	42	At San Diego	28 44,954
45	New England	21 51,656	17	At Oakland	21 51,910

1974			1975		
Coach: John Ralston 7-6-1			Coach: John Ralston 6-8-0		
Attend.			Attend.		
10	Los Angeles	17 51,121	37	Kansas City	33 51,858
35	Pittsburgh (OT)	35 51,068	23	Green Bay	13 51,621
3	At Washington	30 54,395	14	At Buffalo	38 79,864
17	At Kansas City	14 67,298	9	At Pittsburgh	20 49,164
33	New Orleans	17 50,881	16	Cleveland	15 52,590
27	San Diego	7 50,928	13	At Kansas City	26 70,043
21	At Cleveland	23 60,478	17	Oakland	42 52,868
17	Oakland	28 45,946	16	Cincinnati	17 49,919
17	At Baltimore	6 33,244	27	At San Diego	17 26,048
34	Kansas City	42 50,236	21	At Atlanta	35 28,686
20	At Oakland	17 51,224	13	San Diego (OT)	10 46,802
31	At Detroit	27 51,157	10	At Oakland	17 51,075
37	Houston	14 47,142	25	Philadelphia	10 37,080
0	At San Diego	17 36,571	13	At Miami	14 43,064

## REGULAR SEASON RESULTS

### 1976

Coch: John Ralston	9-5-0	Attend.
7 At Cincinnati	17	53,464
46 New York Jets	3	62,660
44 Cleveland	13	62,975
26 San Diego	0	63,369
3 At Houston	17	47,928
10 Oakland	17	63,431
35 At Kansas City	26	57,961
6 At Oakland	19	52,169
48 Tampa Bay	13	62,703
17 At San Diego	0	32,017
14 New York Giants	13	63,151
14 At New England	38	61,128
17 Kansas City	16	58,170
28 At Chicago	14	44,459

### 1977

Coch: Red Miller	12-2-0	Attend.
7 St. Louis	0	75,002
26 Buffalo	6	74,897
24 At Seattle	13	53,108
23 Kansas City	7	74,878
30 At Oakland	7	53,616
24 At Cincinnati	13	54,305
14 Oakland	24	75,007
21 Pittsburgh	7	74,967
17 At San Diego	14	45,211
14 At Kansas City	7	54,050
27 Baltimore	13	74,939
24 At Houston	14	46,875
17 San Diego	9	74,905
6 At Dallas	14	63,752

### Playoffs

34 Pittsburgh	21	75,011
20 Oakland	17	74,982

### Super Bowl

10 Dallas	27	76,400
-----------	----	--------

### 1978

Coch: Red Miller	10-6-0	Attend.
14 Oakland	6	74,904
9 At Minnesota (OT)	12	46,508
27 San Diego	14	74,983
23 At Kansas City (OT)	17	60,593
28 Seattle	7	74,989
0 At San Diego	23	50,077
16 Chicago	7	75,008
6 At Baltimore	7	54,057
20 At Seattle (OT)	17	62,948
28 New York Jets	31	74,983
19 At Cleveland	7	70,856
16 Green Bay	3	74,965
14 At Detroit	17	71,785
21 At Oakland	6	53,932
24 Kansas City	3	74,149
17 Pittsburgh	21	74,104

### Playoffs

10 At Pittsburgh	33	48,921
------------------	----	--------

### 1980

Coch: Red Miller	8-8-0	Attend.
6 At Philadelphia	27	70,307
41 Dallas	20	74,919
13 San Diego	30	74,970
14 At New England	23	59,602
19 At Cleveland	16	81,065
20 Washington	17	74,657
17 Kansas City	23	74,459
14 At N.Y. Giants	9	67,598
16 Houston	20	74,717
20 At San Diego	13	51,435
31 New York Jets	24	72,114
36 Seattle	20	73,274
3 At Oakland	9	51,583
14 At Kansas City	31	40,237
21 Oakland	24	73,974
25 At Seattle	17	51,853

### 1982

Coch: Dan Reeves	2-7-0	Attend.
3 San Diego	23	73,564
24 San Francisco	21	73,899
10 Seattle	17	73,916
20 At San Diego	30	47,629
27 Atlanta	34	73,984
27 At L.A. Rams	24	48,112
16 Kansas City	37	74,192
10 At L.A. Raiders	27	44,160
11 At Seattle	13	43,145

### 1981

Coch: Dan Reeves	10-6-0	Attend.
9 Oakland	7	74,796
10 At Seattle	13	58,513
28 Baltimore	10	74,804
42 San Diego	24	74,844
17 At Oakland	0	51,035
27 Detroit	21	74,816
14 At Kansas City	28	74,672
7 At Buffalo	9	77,757
19 Minnesota	17	74,834
23 Cleveland (OT)	20	74,850
24 At Tampa Bay	7	64,518
21 At Cincinnati	38	57,207
17 At San Diego	34	51,533
16 Kansas City	13	74,744
23 Seattle	13	74,527
24 At Chicago	35	40,125

### 1983

Coch: Dan Reeves	9-7-0	Attend.
14 At Pittsburgh	10	58,233
17 At Baltimore	10	52,613
10 Philadelphia	13	74,202
7 L.A. Raiders	22	74,289
14 At Chicago	31	58,210
26 At Houston	14	44,209
24 Cincinnati	17	74,305
14 San Diego	6	74,581
27 Kansas City	24	74,640
19 At Seattle	27	64,785
20 At L.A. Raiders	22	51,945
38 Seattle	27	74,710
7 At San Diego	31	43,650
27 Cleveland	6	70,912
21 Baltimore	19	74,854
17 At Kansas City	48	11,377

### Playoffs

7 At Seattle	31	60,752
--------------	----	--------

## ALL-TIME PRE-SEASON RESULTS

### 1960 (0-5)

6 Boston 43 (Providence, R.I.)
14 Buffalo 31 (Rochester)
3 At Houston 42
0 Dallas 48 (Little Rock)
30 At Los Angeles 36

### 1961 (1-4)

13 At Dallas 31 (Midland, Tex.)
48 Oakland 21 (Spokane)
27 At Dallas 29 (Ft. Worth)
10 Houston 42 (Mobile)
12 At Oakland 49

### 1962 (2-2)

17 Houston 33 (Atlanta)
24 At San Diego 31
27 At Dallas 24
41 At Oakland 12 (Stockton, Calif.)

### 1963 (2-3)

27 Houston 10
10 At Oakland 35
31 San Diego 25
16 At Kansas City 30
14 Buffalo 21 (Winston-Salem)

### 1964 (2-3)

20 At San Diego 34
7 Oakland 20
32 At Houston 20
10 Kansas City 14 (Ft. Worth)
28 Boston 17

### 1965 (1-4)

24 Kansas City 30
27 Oakland 17 (Salt Lake City)
6 San Diego 21
3 Houston 25 (San Antonio)
20 Oakland 30 (Sacramento)

### 1966 (1-3)

30 Kansas City 32
3 At Buffalo 25
28 Miami 16 (Memphis)
21 Oakland 52

### 1967 (3-1)

2 Miami 19 (Akron)
13 Detroit 7
14 Minnesota 9
21 Oakland 17 (N. Platte, Neb.)

### 1968 (2-3)

15 Cincinnati 13
16 Minnesota 39
6 San Francisco 22
6 San Diego 3 (San Antonio)
7 Oakland 23 (Portland)

### 1969 (1-4)

6 At Minnesota 26
22 New Orleans 28
19 San Francisco 15
10 Boston 26 (Jacksonville)
11 At Cincinnati 13

### 1970 (3-2)

26 St. Louis 16
7 Baltimore 24
7 S. Francisco 23 (Eugene, Ore.)
30 Chicago 17
16 Boston 14 (Salt Lake City)

### 1971 (1-4)

13 Washington 17
10 Atlanta 27 (Memphis)
17 San Francisco 33 (Spokane)
14 Minnesota 7
17 At Chicago 33

### 1972 (2-3)

0 At Washington 41
13 At St. Louis 17
27 At San Francisco 24
49 New England 24
13 Baltimore 20

### 1973 (2-3)

10 At Washington 14
38 St. Louis 17
7 At San Francisco 43
16 Buffalo 14
10 Baltimore 17

### 1974 (4-2)

19 New York Jets 41
27 Minnesota 21
10 At San Francisco 3
31 At Green Bay 21
27 New England 21 (At Spokane)
14 Atlanta 20

### 1975 (3-3)

20 Baltimore 23
21 At New Orleans 24
27 Houston 21
13 At Chicago 0
10 At San Francisco 44
21 St. Louis 17

### 1976 (5-2)

10 Detroit 7 (Hall of Fame Game at Canton, Ohio)
14 Chicago 15
7 At San Francisco 17
13 At Dallas 9
52 Seattle 7
21 At St. Louis 17
30 Minnesota 17

### 1977 (5-1)

14 Baltimore 8
15 St. Louis 7
10 At Atlanta 2
24 At Philadelphia 28
27 At Seattle 10
20 At San Francisco 0



## ALL-TIME PRE-SEASON RESULTS (Continued)

### 1978 (2-2)

- 17 At Houston 12
- 14 Dallas 21
- 23 At Buffalo 13
- 13 San Francisco 24

### 1980 (2-2)

- 17 Cincinnati 6
- 6 At New York Giants 9
- 13 Los Angeles 26
- 38 At Green Bay 0

### 1982 (4-0)

- 33 At Los Angeles Rams 20
- 17 Miami 14
- 27 Minnesota 17
- 20 At New York Jets 13

### 1979

- 6 At Dallas 7
- 13 Washington 6
- 21 At San Francisco 0
- 20 New England 17 (OT)

### 1981 (2-2)

- 7 New York Jets 33
- 14 At Miami 24
- 17 Green Bay 7
- 24 At Cincinnati 20

### 1983

- 10 Seattle 7
- 21 Atlanta 10
- 19 Cleveland 10
- 3 At Minnesota 34

## REGULAR SEASON SERIES RECORDS

### ATLANTA FALCONS

- 1970—At Den 24, Atl 10
- 1972—At Atl 23, Den 20
- 1975—At Atl 35, Den 21
- 1979—Den 20, At Atl 17 (OT)
- 1982—At Atl 34, Den 27

(Broncos 2, Falcons 3)

### BALTIMORE COLTS

- 1974—Den 17, At Bal 6
- 1977—At Den 27, Bal 13
- 1978—At Bal 7, Den 6
- 1981—At Den 28, Bal 10
- 1983—Den 17, At Bal 10
- 1983—At Den 21, Bal 19

(Broncos 5, Colts 1)

### BUFFALO BILLS

- 1960—Den 27, At Buf 21
- 1960—At Den 38, Buf 38 (tie)
- 1961—Den 22, At Buf 10
- 1961—Buf 23, At Den 10
- 1962—Den 23, At Buf 20
- 1962—Buf 45, At Den 38
- 1963—Buf 30, At Den 28
- 1963—At Buf 27, Den 17
- 1964—At Buf 30, Den 13
- 1964—Buf 30, At Den 19
- 1965—Buf 30, At Den 15
- 1965—At Buf 31, Den 13
- 1966—At Buf 38, Den 21
- 1967—Buf 17, At Den 16
- 1967—Den 21, At Buf 20
- 1968—At Den 34, Buf 32
- 1969—At Buf 41, Den 28
- 1970—Den 25, At Buf 10
- 1975—At Buf 38, Den 14
- 1977—At Den 26, Buf 6
- 1979—Den 19, At Buf 16
- 1981—At Buf 9, Den 7

(Broncos 8, Bills 13, 1 tie)

### CHICAGO BEARS

- 1971—At Den 6, Chi 3
- 1973—Chi 33, At Den 14
- 1976—Den 28, At Chi 14
- 1978—At Den 16, Chi 7
- 1981—At Chi 35, Den 24
- 1983—At Chi 31, Den 14

(Broncos 3, Bears 3)

### CINCINNATI BENGALS

- 1968—At Cin 24, Den 10
- 1968—At Den 10, Cin 7
- 1969—Den 30, At Cin 23
- 1969—At Den 27, Cin 16
- 1971—Cin 24, At Den 10
- 1972—At Cin 21, Den 10
- 1973—At Den 28, Cin 10
- 1975—Cin 17, At Den 16
- 1976—At Cin 17, Den 7
- 1977—Den 24, At Cin 13
- 1979—At Den 10, Cin 0
- 1981—At Cin 38, Den 21
- 1983—At Den 24, Cin 17

(Broncos 7, Bengals 6)

### CLEVELAND BROWNS

- 1970—Cle 27, At Den 13
- 1971—Den 27, At Cle 0
- 1972—Cle 27, At Den 20
- 1974—At Cle 23, Den 21
- 1975—At Den 16, Cle 15
- 1976—At Den 44, Cle 13
- 1978—Den 19, At Cle 7
- 1980—Den 19, At Cle 16
- 1981—At Den 23, Cle 20 (OT)
- 1983—At Den 27, Cle 6

(Broncos 7, Browns 3)

### DALLAS COWBOYS

- 1973—Dal 22, At Den 10
- 1977—At Dal 14, Den 6
- 1980—At Den 41, Dal 20

(Broncos 1, Cowboys 2)

### DETROIT LIONS

- 1971—Det 24, At Den 20
- 1974—Den 31, At Det 27
- 1978—At Det 17, Den 14
- 1981—At Den 27, Det 21

(Broncos 2, Lions 2)

### GREEN BAY PACKERS

- 1971—At GB 34, Den 13
- 1975—At Den 23, GB 13
- 1978—At Den 16, GB 3

(Broncos 2, Packers 1)

## SERIES RECORDS (Continued)

### HOUSTON OILERS

- 1960—Hou 45, At Den 25
- 1960—At Hou 20, Den 10
- 1961—Hou 55, At Den 14
- 1961—At Hou 45, Den 14
- 1962—At Den 20, Hou 10
- 1962—At Hou 34, Den 17
- 1963—At Hou 20, Den 14
- 1963—Hou 33, At Den 24
- 1964—Hou 38, At Den 17
- 1964—At Hou 34, Den 15
- 1965—At Den 28, Hou 17
- 1965—Den 31, At Hou 21
- 1966—At Hou 45, Den 7
- 1966—At Den 40, Hou 38
- 1967—At Hou 10, Den 6
- 1967—Hou 20, At Den 18
- 1968—At Hou 38, Den 17
- 1969—At Hou 24, Den 21
- 1969—At Den 20, Hou 20
- 1970—At Hou 31, Den 21
- 1972—At Den 30, Hou 17
- 1973—Den 48, At Hou 20
- 1974—At Den 37, Hou 14
- 1976—At Hou 17, Den 3
- 1977—Den 24, At Hou 14
- 1980—Hou 20, At Den 16
- 1983—Den 26, At Hou 14

(Broncos 9, Oilers 17, 1 tie)

### KANSAS CITY CHIEFS

#### (Dallas Texans 1960-62)

- 1960—Dal 17, At Den 14
- 1960—At Dal 34, Den 7
- 1961—Dal 19, At Den 12
- 1961—At Dal 49, Den 21
- 1962—Dal 24, At Den 3
- 1962—At Dal 17, Den 10
- 1963—KC 59, At Den 7
- 1963—At KC 52, Den 21
- 1964—At Den 33, KC 27
- 1964—At KC 49, Den 39
- 1965—KC 31, At Den 23
- 1965—At KC 45, Den 35
- 1966—At KC 37, Den 10
- 1966—KC 56, At Den 10
- 1967—At KC 52, Den 9
- 1967—KC 38, At Den 24
- 1968—At KC 34, Den 2
- 1968—KC 30, At Den 7
- 1969—KC 26, At Den 13
- 1969—At KC 31, Den 17
- 1970—At Den 26, KC 13
- 1970—At KC 16, Den 0
- 1971—KC 16, At Den 3
- 1971—At KC 28, Den 10
- 1972—KC 45, At Den 24
- 1972—At KC 24, Den 21
- 1973—At KC 16, Den 14
- 1973—At Den 14, KC 10
- 1974—Den 17, At KC 14
- 1974—KC 42, At Den 34
- 1975—At Den 37, KC 33
- 1975—At KC 26, Den 13
- 1976—Den 35, At KC 26
- 1976—At Den 17, KC 16
- 1977—At Den 23, KC 7
- 1977—Den 14, At KC 7
- 1978—Den 23, At KC 17 (OT)
- 1978—At Den 24, KC 3
- 1979—Den 24, At KC 10
- 1979—At Den 20, KC 3
- 1980—KC 23, At Den 17
- 1980—At KC 31, Den 14

- 1981—At KC 28, Den 14
- 1981—At Den 16, KC 13
- 1982—KC 37, At Den 16
- 1983—At Den 27, KC 24
- 1983—At KC 48, Den 17

(Broncos 15, Chiefs 32)

### LOS ANGELES RAIDERS (Oakland Raiders 1960-81)

- 1960—At Den 31, Oak 14
- 1960—At Oak 48, Den 10
- 1961—At Oak 33, Den 19
- 1961—At Den 27, Oak 24
- 1962—At Den 44, Oak 7
- 1962—Den 23, At Oak 6
- 1963—Oak 26, At Den 10
- 1963—At Oak 35, Den 31
- 1964—At Oak 40, Den 7
- 1964—At Den 20, Oak 20
- 1965—Oak 28, At Den 20
- 1965—At Oak 24, Den 13
- 1966—Oak 17, At Den 3
- 1966—At Oak 28, Den 10
- 1967—At Oak 51, Den 0
- 1967—Oak 21, At Den 17
- 1968—Oak 43, At Den 7
- 1968—At Oak 33, Den 27
- 1969—Oak 24, At Den 14
- 1969—At Oak 41, Den 10
- 1970—At Oak 35, Den 23
- 1970—Oak 24, At Den 19
- 1971—Oak 27, At Den 16
- 1971—At Oak 21, Den 13
- 1972—Den 30, At Oak 23
- 1972—Oak 37, At Den 20
- 1973—At Den 23, Oak 23
- 1973—At Oak 21, Den 17
- 1974—Oak 28, At Den 17
- 1974—Den 20, At Oak 17
- 1975—Oak 42, At Den 17
- 1975—At Oak 17, Den 10
- 1976—Oak 17, At Den 10
- 1976—At Oak 19, Den 3
- 1977—Den 30, At Oak 7
- 1977—Oak 24, At Den 14
- 1978—At Den 14, Oak 6
- 1978—Den 21, At Oak 6
- 1979—At Oak 27, Den 3
- 1979—Oak 14, At Den 10
- 1980—At Oak 9, Den 3
- 1980—Oak 24, At Den 21
- 1981—At Den 9, Oak 7
- 1981—Den 17, At Oak 0
- 1982—At LA 27, Den 10
- 1983—LA 22, At Den 7
- 1983—At LA 22, Den 20

(Broncos 11, Raiders 34, 2 ties)

### LOS ANGELES RAMS

- 1972—Den 16, At LA 10
- 1974—LA 17, At Den 10
- 1979—LA 13, At Den 9
- 1982—Den 27, At LA 24

(Broncos 2, Rams 2)

### MIAMI DOLPHINS

- 1966—At Mia 24, Den 7
- 1966—At Den 17, Mia 7
- 1967—At Mia 35, Den 21
- 1968—At Den 21, Mia 14
- 1969—At Mia 27, Den 24
- 1971—At Den 10, Mia 10
- 1975—At Mia 14, Den 13

(Broncos 2, Dolphins 4, 1 tie)

## SERIES RECORDS (Continued)

### MINNESOTA VIKINGS

1972—Min 23, At Den 20  
1978—At Min 12, Den 9 (OT)  
1981—At Den 19, Min 17  
(Broncos 1, Vikings 2)

### NEW ENGLAND PATRIOTS (Boston Patriots 1960-70)

1960—Den 13, At Bos 10  
1960—At Den 31, Bos 24  
1961—At Bos 45, Den 17  
1961—Bos 28, At Den 24  
1962—At Bos 41, Den 16  
1962—Bos 33, At Den 29  
1963—At Den 14, Bos 10  
1963—At Bos 40, Den 21  
1964—Bos 39, At Den 10  
1964—At Bos 12, Den 7  
1965—Den 27, At Bos 10  
1965—Bos 28, At Den 20  
1966—Bos 24, At Den 10  
1966—Den 17, At Bos 10  
1967—At Den 26, Bos 21  
1968—Bos 20, At Den 17  
1968—Den 35, At Bos 14  
1969—At Den 35, Bos 7  
1972—At Den 45, NE 21  
1976—At NE 38, Den 14  
1979—At Den 45, NE 10  
1980—At NE 23, Den 14  
(Broncos 10, Patriots 12)

### NEW ORLEANS SAINTS

1970—Den 31, At NO 6  
1974—At Den 33, NO 17  
1979—At Den 10, NO 3  
(Broncos 3, Saints 0)

### NEW YORK GIANTS

1972—At NY 29, Den 17  
1976—At Den 14, NY 13  
1980—Den 14, At NY 9  
(Broncos 2, Giants 1)

### NEW YORK JETS

#### (New York Titans 1960-62)

1960—At NY 28, Den 24  
1960—NY 30, At Den 27  
1961—At NY 35, Den 28  
1961—At Den 27, NY 10  
1962—Den 32, At NY 10  
1962—NY 46, At Den 45  
1963—Den 35, NY 35  
1963—NY 14, At Den 9  
1964—At NY 30, Den 6  
1964—At Den 20, NY 16  
1965—At Den 16, NY 13  
1965—At NY 45, Den 10  
1966—NY 16, At Den 7  
1967—NY 38, At Den 24  
1967—Den 33, At NY 24  
1968—Den 21, At NY 13  
1969—At Den 21, NY 19  
1973—Den 40, At NY 28  
1976—At Den 46, NY 3  
1978—NY 31, At Den 28  
1980—At Den 31, NY 24  
(Broncos 10, Jets 10, 1 tie)

### PHILADELPHIA EAGLES

1971—At Phi 17, Den 16  
1975—At Den 25, Phi 10  
1980—At Phi 27, Den 6  
1983—Phi 13, At Den 10  
(Broncos 1, Eagles 3)

### PITTSBURGH STEELERS

1970—At Den 16, Pit 13  
1971—Den 22, At Pit 10  
1973—Den 23, At Pit 13  
1974—At Den 35, Pit 35 (OT)  
1975—At Pit 20, Den 9  
1977—At Den 21, Pit 7  
1978—Pit 21, At Den 17  
1979—At Pit 42, Den 7  
1983—Den 14, At Pit 10  
(Broncos 5, Steelers 3, 1 tie)

### SAN DIEGO CHARGERS

#### (Los Angeles Chargers 1960)

1960—LA 23, At Den 19  
1960—At LA 41, Den 33  
1961—At SD 37, Den 0  
1961—SD 19, At Den 16  
1962—At Den 30, SD 21  
1962—Den 23, At SD 20  
1963—At Den 50, SD 34  
1963—At SD 58, Den 20  
1964—At SD 42, Den 14  
1964—SD 31, At Den 20  
1965—At SD 34, Den 31  
1965—SD 35, At Den 21  
1966—At SD 24, Den 17  
1966—At Den 20, SD 17  
1967—SD 38, At Den 21  
1967—At SD 24, Den 20  
1968—At SD 55, Den 24  
1968—SD 47, At Den 23  
1969—At Den 13, SD 0  
1969—At SD 45, Den 24  
1970—At SD 24, Den 21  
1970—At Den 17, SD 17  
1971—At Den 20, SD 16  
1971—At SD 45, Den 17  
1972—At SD 37, Den 14  
1972—At Den 38, SD 13  
1973—At Den 30, SD 19  
1973—Den 42, At SD 28  
1974—At Den 27, SD 7  
1974—At SD 17, Den 0  
1975—Den 27, At SD 17  
1975—At Den 13, SD 10 (OT)  
1976—At Den 26, SD 0  
1976—Den 17, At SD 0  
1977—Den 14, At SD 10  
1977—At Den 17, SD 9  
1978—At Den 27, SD 14  
1978—At SD 23, Den 0  
1979—At Den 7, SD 0  
1979—At SD 17, Den 7  
1980—SD 30, At Den 13  
1980—Den 20, At SD 13  
1981—At Den 42, SD 24  
1981—At SD 34, Den 17  
1982—SD 23, At Den 3  
1982—At SD 30, Den 20  
1983—At Den 14, SD 6  
1983—At SD 31, 7  
(Broncos 21, Chargers 26, 1 tie)

### SAN FRANCISCO 49ERS

1970—At SF 19, Den 14  
1973—SF 36, At Den 34  
1979—Den 38, At SF 28  
1982—At Den 24, SF 21  
(Broncos 2, 49ers 2)

## SERIES RECORDS (Continued)

### SEATTLE SEAHAWKS

1977—Den 24, At Sea 13  
1978—At Den 28, Sea 7  
1978—Den 20, At Sea 17 (OT)  
1979—At Den 37, Sea 34  
1979—At Sea 28, Den 23  
1980—At Den 36, Sea 20  
1980—Den 25, At Sea 17  
1981—At Sea 13, Den 10  
1981—At Den 23, Sea 13  
1982—Sea 17, At Den 10  
1982—At Sea 13, Den 11  
1983—At Sea 27, Den 19  
1983—At Den 38, Sea 27  
(Broncos 8, Seahawks 5)

### ST. LOUIS CARDINALS

1973—Den 17, AT SL 17  
1977—At Den 7, SL 0  
(Broncos 1, Cardinals 0, 1 tie)

### TAMPA BAY BUCCANEERS

1976—At Den 48, TB 13  
1981—Den 24, At TB 7  
(Broncos 2, Buccaneers 0)

### WASHINGTON REDSKINS

1970—Was 19, At Den 3  
1974—At Was 30, Den 3  
1980—At Den 20, Was 17  
(Broncos 1, Redskins 2)

This is the 25th anniversary season for the Denver Broncos, one of the eight original American Football League teams and a member of the National Football League since the 1970 merger between the two leagues.

Since the merger the Broncos are, in terms of won-lost record:

- the fourth most successful team in the American Football Conference.
- the eighth most successful team in the NFL.
- the second most successful team of the original AFL franchises.
- one of only 10 teams to post a winning record.

Following are the standings of the 10 most successful teams since the AFL-NFL merger, as well as the standings of the eight original AFL teams from 1970-1983.

### The National Football League (1970-83)

Team	W	L	T	Pct.	Winning Seasons
Dallas	147	54	0	.731	14
Miami	142	57	2	.711	12
L. A. Raiders	138	57	6	.701	13
Pittsburgh	132	68	1	.659	11
Minnesota	128	71	2	.642	10
L. A. Rams	126	71	4	.637	11
Washington	127	73	1	.634	10
Denver	104	92	5	.530	8
Cincinnati	106	95	0	.527	8
Cleveland	101	98	2	.507	7

### Original American Football League Teams (1970-83)

Team	W	L	T	Pct.	Winning Seasons
L. A. Raiders	138	57	6	.701	13
Denver	104	92	5	.530	8
San Diego	91	105	5	.465	5
New England	91	110	0	.453	6
Kansas City	86	110	5	.440	5
Buffalo	83	116	2	.416	5
Houston	81	118	2	.408	5
New York Jets	81	119	1	.405	2

## BRONCOS COACHING HISTORY

### BRONCO COACHING RECORDS

Season	Coach	Record	
1960	Frank Filchock	4-9-1	
1961	Frank Filchock	3-11-0	
	<b>Filchock's totals</b>	<b>7-20-1</b>	<b>.268</b>
1962	Jack Faulkner	7-7-0	
1963	Jack Faulkner	2-11-1	
1964	Jack Faulkner	0-4-0	
	<b>Faulkner's totals</b>	<b>9-22-1</b>	<b>.297</b>
1964	Mac Speedie	2-7-1	
1965	Mac Speedie	4-10-0	
1966	Mac Speedie	0-2-0	
	<b>Speedie's totals</b>	<b>6-19-1</b>	<b>.250</b>
1966	Ray Malavasi	4-8-0	
	<b>Malavasi's totals</b>	<b>4-8-0</b>	<b>.333</b>
1967	Lou Saban	3-11-0	
1968	Lou Saban	5-9-0	
1969	Lou Saban	5-8-1	
1970	Lou Saban	5-8-1	
1971	Lou Saban	2-6-1	
	<b>Saban's totals</b>	<b>20-42-3</b>	<b>.331</b>
1971	Jerry Smith	2-3-0	
	<b>Smith's totals</b>	<b>2-3-0</b>	<b>.400</b>
1972	John Ralston	5-9-0	
1973	John Ralston	7-5-2	
1974	John Ralston	7-6-1	
1975	John Ralston	6-8-0	
1976	John Ralston	9-5-0	
	<b>Ralston's totals</b>	<b>34-33-3</b>	<b>.507</b>
1977	Red Miller	12-2-0	
	Playoffs	2-1-0	
1978	Red Miller	10-6-0	
	Playoffs	0-1-0	
1979	Red Miller	10-6-0	
	Playoffs	0-1-0	
1980	Red Miller	8-8-0	
	<b>Miller's totals</b>	<b>40-22-0</b>	<b>.645</b>
		<b>42-25-0</b>	<b>.627</b>
1981	Dan Reeves	10-6-0	
1982	Dan Reeves	2-7-0	
1983	Dan Reeves	9-7-0	
	Playoffs	0-1	
	<b>Reeve's totals</b>	<b>21-20-0</b>	<b>.512</b>
		<b>21-21-0</b>	<b>.500</b>

### ASSISTANT COACH ROSTER

Marvin Bass 1982-1983; Marv Braden 1977-1980; Ken Carpenter 1961; Jim Cason 1960; Max Coley 1972-1976; Joe Collier 1969-1983; Dick Coury 1972-1973; Kay Dalton 1974-1976; George Dickson 1964-1965; Dale Dodrill 1960-1963, 1966; Whitey Dovell 1967-1971, 1979-1980; Rod Dowhower 1980-1982; Hunter Enis 1967-1971; Jerry Frei 1972-1975, 1981-1982; Bob Gambold 1972-1977; Mike Giddings 1976; Gary Glick 1962; I.J. Gorman, 1983; Ken Gray 1977-1978; Bob Griffin 1966; John Hadl, 1983; Ed Hughes 1963; Charley Johnson 1976; Reed Johnson 1981; Stan Jones 1967-1971, 1976-1983; Charlie Lee 1981; Dick MacPherson 1967-1970; Ray Malavasi 1964-1966; Jim Martin 1962; Marv Matusak 1966; Richie McCabe 1978-1982; Bus Mertes 1965-1966; Bob Miller 1963-1965; Myrel Moore 1972-1977, 1982-1983; Nick Nicolau 1981-1983; Babe Parilli 1977-1979; Fran Poltfoot 1977-1983; Dan Radakovich, 1983; Paul Roach 1977-1980; Sam Rutigliano 1967-1970; Jerry Smith 1971; Mac Speedie 1962-1964; Doc Urich 1972-1976; Charlie West, 1983; Bob Zeman 1978-1982.

## ATTENDANCE MARKS

### BRONCOS LARGEST CROWDS

#### At Home—Mile High Stadium

75,011	vs. Pittsburgh (Playoffs)	Dec. 24, 1977
75,008	vs. Chicago	Oct. 16, 1978
75,007	vs. Oakland	Oct. 30, 1977
75,002	vs. St. Louis	Sept. 18, 1977
74,997	vs. San Diego	Oct. 7, 1979
74,989	vs. Seattle	Oct. 1, 1978
74,983	vs. San Diego	Sept. 17, 1978
74,983	vs. New York Jets	Nov. 5, 1978
74,982	vs. Oakland (Playoffs)	Jan. 1, 1978
74,970	vs. San Diego	Sept. 21, 1981
74,967	vs. Pittsburgh	Nov. 6, 1977
74,965	vs. Green Bay	Nov. 19, 1978
74,939	vs. Baltimore	Nov. 27, 1977
74,919	vs. Dallas	Sept. 14, 1980
74,908	vs. Kansas City	Oct. 28, 1979

#### On the Road

81,065	at Cleveland	Oct. 5, 1980
79,864	at Buffalo	Oct. 5, 1975
77,757	at Buffalo	Oct. 25, 1981
76,400	at New Orleans (Super Bowl XII)	Jan. 15, 1978
75,674	at Cleveland	Oct. 24, 1971
74,672	at Kansas City	Oct. 18, 1981
74,292	at Kansas City	Oct. 14, 1979
71,785	at Detroit	Nov. 23, 1978
71,414	at Kansas City	Oct. 7, 1973
70,856	at Cleveland	Nov. 12, 1978
70,307	at Philadelphia	Sept. 7, 1980
70,043	at Kansas City	Oct. 26, 1975
67,598	at New York Giants	Oct. 26, 1980
67,298	at Kansas City	Oct. 6, 1974
66,837	at New Orleans	Nov. 22, 1970

### ATTENDANCE BY SEASON

Year	Home	Road	Total
1960	91,333	115,994	207,327
1961	74,508	122,315	196,823
1962	178,485	146,442	324,927
1963	132,218	165,995	298,213
1964	118,259	166,744	285,003
1965	219,786	215,992	435,778
1966	192,198	203,799	395,997
1967	231,801	247,696	479,497
1968	281,374	278,008	559,382
1969	326,851	276,755	603,606
1970	355,739	330,184	685,923
1971	358,400	377,642	736,042
1972	361,414	412,073	773,487
1973	356,327	351,334	707,661
1974	347,322	354,367	701,689
1975	342,375	347,944	690,319
1976	436,468	349,126	785,594
1977	524,595	370,917	895,512
1978	598,085	470,756	1,068,841
1979	597,521	427,040	1,024,561
1980	593,084	473,680	1,066,764
1981	*598,224	*475,360	*1,073,584
1982	369,555	183,046	552,601
1983	592,493	385,022	977,515
<b>Totals</b>	<b>8,278,415</b>	<b>7,248,231</b>	<b>15,526,646</b>

\*Bronco records



## ATTENDANCE (Continued) SEASON TICKET SALES

1960—	2,675	*1972—	48,000
1961—	5,775	*1973—	48,000
1962—	5,042	*1974—	49,000
1963—	7,624	*1975—	49,000
1964—	8,002	*1976—	62,215
1965—	22,905	*1977—	73,089
1966—	18,898	*1978—	73,092
1967—	24,650	*1979—	73,313
1968—	27,348	*1980—	73,298
1969—	31,936	*1981—	73,380
1970—	43,580	*1982—	73,380
*1971—	47,500	*1983—	73,377

\*Season tickets sold out. Since and including the 1970 season, every Bronco game at Mile High Stadium has been a sellout, giving the Broncos 101 consecutive sellouts in the regular season through the final game of the 1983 season.

## BRONCOS STATISTICAL HISTORY

### OFFENSE YEAR-BY-YEAR

	Total Plays	First Downs	Rush Yards	Pass Yards	Total Yards	Total Points
1960	958	248	1195	3247	4442	309
1961	934	219	1091	2720	3811	251
1962	885	270	1298	3404	4702	353
1963	832	230	1508	2487	3995	301
1964	905	211	1311	2021	3332	240
1965	959	255	1829	2640	4469	303
1966	816	171	1173	1995	3168	196
1967	852	172	1265	1682	2947	256
1968	897	217	1614	2357	3971	255
1969	841	243	1637	2524	4161	297
1970	883	217	1802	2025	3827	253
1971	891	217	2093	2065	4158	203
1972	831	237	1838	2634	4472	325
1973	893	253	1954	2519	4473	354
1974	861	258	2157	2328	4485	302
1975	964	268	1993	2541	4534	254
1976	901	239	1932	2204	4136	315
1977	887	223	2043	1863	3906	274
1978	1039	294	2451	2378	4829	282
1979	1044	306	2040	3102	5142	289
1980	992	286	1865	2777	4642	310
1981	1062	306	1895	3531	5426	321
1982	592	170	1018	1819	2837	148
1983	1025	292	1784	3027	4811	302

### DEFENSE YEAR-BY-YEAR

	Total Plays	First Downs	Rush Yards	Pass Yards	Total Yards	Total Points
1960	927	254	2145	2987	5132	393
1961	899	233	1633	2785	4418	432
1962	862	234	1868	2670	4538	332
1963	828	254	1687	3394	5081	473
1964	902	270	2064	2906	4970	438
1965	850	244	1337	2960	4297	392
1966	871	251	2029	2515	4544	381
1967	921	276	2076	3125	5201	409
1968	916	251	1861	3163	5024	404
1969	918	278	1709	2932	4641	344
1970	838	199	1351	2354	3705	264
1971	825	206	1834	1985	3819	275
1972	876	251	1668	2183	3851	350
1973	872	239	1795	2440	4235	296
1974	945	265	1808	2583	4391	294
1975	901	247	1974	2032	4006	307
1976	903	222	1709	2026	3735	206
1977	941	217	1530	2244	3774	148
1978	1016	251	1979	2469	4448	198
1979	1033	273	1693	3159	4852	262
1980	1043	303	2117	3125	5242	323
1981	999	268	1992	2868	4860	289
1982	616	176	935	2234	3169	226
1983	1099	321	1938	3673	5611	327

## YEARLY LEADERS (Continued) Rushing

	Yards	Attempts	Average	TDs
1960	Rolle—501	Rolle—130	Mingo—3.9	Mingo—4
1961	Stone—505	Stone—127	Stone—4.0	Bukaty—5
1962	Stone—360	Stone—94	Stone—3.8	Mingo—4
1963	Joe—649	Joe—154	Joe—4.2	Joe—4
1964	Mitchell—590	Mitchell—177	Joe—3.7	Mitchell—5
1965	Gilchrist—954	Gilchrist—252	Hayes—4.1	Gilchrist—6
1966	Hayes—411	Haynes—129	Hayes—3.9	Haynes—2
1967	Little—381	Little—130	Mitchell—3.8	Chobolan—2
1968	Little—584	Little—158	Little—3.7	Hickey—4
1969	Little—729	Little—146	Little—5.0	Hayes—4
1970	Little—901	Little—209	Anderson—4.4	Lynch—4
1971	Little—1133	Little—284	Dawkins—4.4	Crenshaw—5
1972	Little—859	Little—216	Anderson—4.4	Little—6
1973	Little—979	Little—256	Dawkins—4.4	Little—9
1974	Armstrong—1407	Armstrong—263	Armstrong—5.3	Little—12
1975	Keyworth—725	Keyworth—182	Keyworth—4.0	Keyworth—10
1976	Armstrong—1008	Armstrong—247	Armstrong—4.1	Keyworth—3
1977	Armstrong—489	Armstrong—130	Perrin—4.1	Lynch—3
1978	Perrin—455	Armstrong—112	Canada—4.6	Armstrong—5
1979	Armstrong—453	Keyworth—112	Armstrong—4.2	Armstrong—4
1980	Jensen—476	Armstrong—108	Jensen—4.7	Perrin—4
1981	Parros—749	Preston—183	Parros—4.3	Lytle—4
1982	Willhite—347	Parros—77	Willhite—5.0	Preston—4
1983	Winder—757	Winder—196	Willhite—4.4	Lytle—4

### Passing

	Yards	Attempts	Completions
1960	Tripucka—3038	Tripucka—478	Tripucka—248
1961	Tripucka—1690	Tripucka—344	Tripucka—167
1962	Tripucka—2917	Tripucka—440	Tripucka—240
1963	Slaughter—1689	Slaughter—223	Slaughter—112
1964	Lee—1611	Lee—265	Lee—133
1965	McCormick—1292	McCormick—253	McCormick—103
1966	Chobolan—1110	McCormick—193	Chobolan—82
1967	Tensi—1915	Tensi—325	Tensi—131
1968	Briscoe—1589	Briscoe—224	Briscoe—93
1969	Tensi—1990	Tensi—286	Tensi—131
1970	Liske—1340	Liske—238	Liske—112
1971	Ramsey—1120	Ramsey—178	Horn—89
1972	Johnson—1783	Johnson—238	Johnson—132
1973	Johnson—2465	Johnson—346	Johnson—184
1974	Johnson—1969	Johnson—244	Johnson—136
1975	Ramsey—1562	Ramsey—233	Johnson—128
1976	Ramsey—1931	Ramsey—270	Ramsey—128
1977	Morton—1929	Morton—254	Morton—131
1978	Morton—1802	Morton—267	Morton—146
1979	Morton—2626	Morton—370	Morton—204
1980	Morton—2150	Morton—301	Morton—183
1981	Morton—3195	Morton—376	Morton—225
1982	DeBerg—1405	DeBerg—223	DeBerg—131
1983	Elway—1663	Elway—259	Elway—123
	Pct.	TD	Int.
1960	Tripucka—519	Tripucka—24	Tripucka—34
1961	Tripucka—486	Tripucka—10	Herring—22
1962	Tripucka—545	Tripucka—17	Tripucka—25
1963	Slaughter—502	Slaughter—12	Slaughter—14
1964	Slaughter—513	Lee—11	Lee—20
1965	Slaughter—510	McCormick—7	McCormick—14
1966	Chobolan—503	McCormick—6	McCormick—15
1967	Tensi—403	Tensi—16	Tensi—17
1968	Briscoe—415	Briscoe—14	Briscoe—13
1969	Tensi—458	Tensi—12	Tensi—12
1970	Liske—471	Liske—7	Liske—11
1971	Horn—514	Ramsey—5	Horn—14
1972	Johnson—555	Johnson—14	Johnson—14
1973	Johnson—532	Johnson—20	Johnson—17
1974	Johnson—557	Johnson—13	Johnson—9
1975	Ramsey—549	Ramsey—9	Ramsey—14
1976	Ramsey—474	Ramsey—11	Ramsey—13
1977	Morton—516	Morton—14	Morton—8
1978	Weese—632	Morton—11	Morton—8
1979	Morton—551	Morton—16	Morton—19
1980	Morton—608	Morton—12	Morton—13
1981	Morton—598	Morton—21	Morton—14
1982	DeBerg—587	DeBerg—7	DeBerg—11
1983	DeBerg—553	DeBerg—9	Elway—14

# YEARLY LEADERS (Continued)

## Receiving

	No.	Yards	Average	TD
1960	Taylor—92	Taylor—1235	Carmichael—19.3	Taylor—12
1961	Taylor—100	Taylor—1176	Frazier—17.0	Frazier—6
1962	Taylor—77	Taylor—908	Scarpitto—19.0	Scarpitto—6
1963	Taylor—78	Taylor—1101	Groman—16.2	Taylor—10
1964	Taylor—76	Taylor—873	Dixon—15.4	Taylor—7
1965	Taylor—85	Taylor—1131	Scarpitto—18.3	Taylor—6
1966	Haynes—46	Denson—725	Denson—20.1	Scarpitto—4
1967	Denson—46	Denson—899	Denson—19.5	Denson—11
1968	Crabtree—46	Crabtree—601	Denson—17.2	Crabtree—5
1969	Denson—53	Denson—809	Embree—16.2	Denson—5
1970	Denson—47	Denson—646	Whalen—14.0	Denson—10
1971	Anderson—37	Simmons—403	Simmons—16.1	Whalen—3
1972	Sherman—38	Sherman—661	Sherman—17.4	Harrison—2
1973	Odoms—43	Odoms—629	Moses—18.5	Moses—5
1974	Odoms—42	Odoms—639	Moses—16.4	Moses—8
1975	Keyworth—42	Odoms—544	Moses—17.4	Odoms—6
1976	Armstrong—39	Moses—498	Moses—19.9	Dolbin—3
1977	Odoms—37	Moses—539	Moses—20.0	Odoms—3
1978	Odoms—54	Odoms—829	Moses—20.1	Moses—4
1979	Upchurch—64	Moses—943	Moses—17.5	Odoms—6
1980	Jensen—49	Moses—674	Moses—17.7	Upchurch—7
1981	Watson—60	Watson—1244	Watson—20.7	Odoms—6
1982	Parros—37	Watson—555	Upchurch—15.7	Watson—13
1983	Watson—59	Watson—1133	Watson—19.2	Upchurch—3
				Watson—5

## Interceptions

	No.	Ret. Yards
1960	Gonsoulin—11	Gonsoulin—98
1961	Nugent—7	McNamara—85
1962	Gonsoulin—7	Zeman—133
1963	Gonsoulin—6	Gonsoulin—64
1964	Brown—9	Brown—140
1965	Gonsoulin—6	Wilson—118
1966	Brown—3	Brown—37
1967	Sellers—3	Wilson—153
1968	Sellers—7	Jaquess—64
1969	Jaquess—5	Thompson—92
1970	Thompson—3	Martha—99
1971	Martha—6	Thompson—83
1972	Thompson—5	Preece—30
1973	Mitchell—3	Thompson—96
1974	Jones—4	Thompson—105
1975	Jones—5	Thompson—97
1976	Thompson—5	Jackson—136
1977	B. Jackson—6	Wright—128
1978	Foley—6	B. Jackson—128
1979	Foley—6	Thompson—57
1980	Foley—4	Foley—115
1981	Foley—5	Foley—81
1982	Kyle—3	Smith—29
1983	Wright—6	Harden—127

## Interception Returns for Touchdowns

	Date	Opponent	Yards
Latimer	11/23/80	vs. Seattle	15
Gradishar	10/5/80	at Cleveland	93
T. Jackson	11/5/78	vs. New York Jets	28
T. Jackson	11/27/77	vs. Baltimore	73
Wright	10/16/77	at Oakland	18
Jackson	11/14/76	at San Diego	46
Rowser	11/7/76	vs. Tampa Bay	32
Gradishar	11/7/76	vs. Tampa Bay	31
Rowser	9/19/76	vs. N. Y. Jets	41
Gradishar	9/29/75	vs. Green Bay	44
Thompson	10/13/74	vs. New Orleans	38
Mitchell	10/28/73	at N. Y. Jets	40
Thompson	10/14/73	at Houston	59
Forsberg	10/24/71	at Cleveland	40
Burrell	12/7/69	at Miami	38
Thompson	11/16/69	vs. Houston	57

# YEARLY LEADERS (Continued)

## Interception Returns for Touchdowns

	Date	Opponent	Yards
Wilson	12/17/67	vs. Kansas City	70
Wilson	10/22/67	vs. San Diego	40
Sellers	9/3/67	vs. Boston	24
Bramlett	11/14/65	at Houston	25
Wilson	11/7/65	vs. San Diego	65
Griffin	10/17/65	vs. Houston	44
Janik	11/1/64	at Kansas City	22
Gonsoulin	10/6/63	vs. San Diego	43
McMillin	11/22/62	vs. New York	59
McGeever	10/5/62	vs. Oakland	48
Gonsoulin	10/5/62	vs. Oakland	64
Zeman	9/30/62	at New York	30
Yelverton	10/2/60	vs. Oakland	20
Pyeatt	9/18/60	at Buffalo	40

## Other Defensive Returns For Touchdowns

	Date	Opponent	Yards
Chavbous (fumble)	11/13/83	at Los Angeles Raiders	(recovered in end zone)
Thompson (fumble)	9/14/80	vs. Dallas	32
Wright (fumble—lateral from Gradishar)	12/2/79	at Buffalo	86
Swenson (fumble)	11/18/79	at San Francisco	88
Nairne (blocked punt)	11/11/79	vs. New England	22
Carter (fumble)	11/11/79	vs. New England	2
Thompson (fumble—fumble by Swenson)	10/14/79	at Kansas City	2
Gradishar (fumble)	12/3/78	at Oakland	30
Thompson (fumble)	11/5/78	vs. New York Jets	4
Polt (fumble—lateral from Swenson)	11/7/76	vs. Tampa Bay	26
Jones (fumble)	9/23/76	vs. Cleveland	43
Smith (fumble)	11/23/75	at Atlanta	
Thompson (fumble)	10/22/73	vs. Oakland	80
Bramlett (blocked FG)	11/27/66	vs. San Diego	86
Griffin (blocked punt)	10/17/65	vs. Houston	10
Bramlett (fumble)	9/24/65	at Boston	(recovered in end zone)
McMillin (fumble)	11/8/64	vs. San Diego	(recovered in end zone)
Cooke (fumble)	11/1/64	at Kansas City	46
McFadin (fumble)	10/13/63	vs. Houston	6
McMillin (fumble)	12/9/62	at Dallas	9
McFadin (fumble)	11/22/62	vs. New York	69
Gavin (blocked punt)	12/10/61	at Dallas	23

## Punt Returns

	No.	Yards	Average
1960	Carmichael—15	Carmichael—101	Carmichael—6.7
1961	Frazier—18	Frazier—231	Frazier—12.8
1962	Mingo—7	Zeman—59	Zeman—11.8
1963	Mitchell—12	Mitchell—141	Mingo—12.1
1964	Barry—16	Barry—149	Mitchell—12.0
1965	Barry—21	Barry—210	Barry—10.0
1966	Haynes—10	Haynes—119	Haynes—11.9
1967	Little—16	Little—270	Little—16.9
1968	Little—24	Little—261	Little—10.9
1969	Thompson—25	Thompson—288	Thompson—11.5
1970	Thompson—23	Thompson—233	Thompson—10.1
1971	Thompson—29	Thompson—274	Thompson—9.4
1972	Sherman—10	Sherman—89	Sherman—8.9
1973	Thompson—30	Thompson—366	Thompson—13.2
1974	Thompson—26	Thompson—350	Thompson—13.5
1975	Upchurch—27	Upchurch—312	Thompson—12.2
1976	Upchurch—39	Upchurch—536	Upchurch—13.7
1977	Upchurch—51	Upchurch—653	Upchurch—12.8
1978	Upchurch—36	Upchurch—493	Upchurch—13.7
1979	Upchurch—30	Upchurch—304	Upchurch—10.1
1980	Upchurch—37	Upchurch—353	Upchurch—9.5
1981	Manning—41	Manning—378	Manning—9.2
1982	Upchurch—15	Upchurch—242	Upchurch—16.1
1983	Thomas—33	Thomas—368	Thomas—11.2

# YEARLY LEADERS (Continued)

## Kickoff Returns

	No.	Yards	Average
1960	Carmichael—22	Carmichael—581	Carmichael—26.4
1961	Frazier—18	Frazier—504	Frazier—28.0
1962	Frazier—19	Frazier—388	Frazier—20.4
1963	Mitchell—37	Mitchell—954	Mitchell—25.7
1964	Barry—47	Barry—1245	Barry—26.5
1965	Haynes—34	Haynes—901	Haynes—26.5
1966	Sellers—19	Sellers—540	Sellers—28.4
1967	Little—35	Little—942	Little—26.9
1968	Little—26	Little—649	Little—25.0
1969	Williams—23	Williams—574	Thompson—28.5
1970	Anderson—21	Anderson—520	Anderson—24.8
1971	Anderson—8	Little—199	Little—28.3
1972	Montgomery—29	Montgomery—756	Montgomery—26.1
1973	Armstrong—20	Armstrong—472	Armstrong—23.6
1974	Armstrong—16	Armstrong—386	Armstrong—24.1
1975	Upchurch—40	Upchurch—1084	Upchurch—27.1
1976	Upchurch—22	Upchurch—514	Perrin—27.9
1977	Upchurch—20	Upchurch—456	Upchurch—22.8
1978	Perrin—12	Perrin—256	Upchurch—27.8
1979	Pane—18	Pane—354	Pane—19.7
1980	Brunson—40	Brunson—923	Brunson—23.1
1981	Manning—26	Manning—514	Manning—19.8
1982	Willhite—17	Manning—346	Manning—23.1
1983	Thomas—24	Thomas—573	Thomas—20.5

## Scoring

	TD	FG	Points
1960	Taylor—12	Mingo 18-28, 643	Mingo—123
1961	Frazier—8	Hill 5-15, 333	Frazier—50
	Stone—8		
1962	Scarpitto—6	Mingo 27-39, 692	Mingo—137
1963	Taylor—10	Mingo 16-30, 533	Mingo—83
1964	Taylor—7	Mingo 8-12, 667	Taylor—42
1965	Hayes—7	Kroner 13-29, 448	Kroner—71
	Gilchrist—7		
1966	Scarpitto—5	Kroner 14-25, 560	Kroner—62
1967	Denson—11	Humphreys 7-15, 467	Denson—66
1968	Crabtree—5	Howfield 9-18, 500	Howfield—57
	Little—5		
	Denson—5		
1969	Denson—10	Howfield 13-29, 448	Howfield—75
1970	Crenshaw—6	Howfield 18-32, 563	Howfield—81
1971	Little—6	Turner 25-38, 658	Turner—93
1972	Little—13	Turner 20-29, 690	Turner—97
1973	Little—13	Turner 22-33, 667	Turner—106
1974	Armstrong—12	Turner 11-21, 524	Armstrong—72
1975	*5 players—4	Turner 21-29, 724	Turner—86
1976	Moses—7	Turner 15-21, 714	Turner—81
1977	**5 players—4	Turner 13-19, 684	Turner—76
1978	Odoms—6	Turner 11-22, 500	Turner—64
1979	Upchurch—7	Turner 13-21, 619	Turner—71
1980	Odoms—6	Steinfert 26-34, 765	Steinfert—110
1981	Watson—13	Steinfert 17-30, 567	Steinfert—87
1982	Upchurch—5	Karlis 11-13, 846	Karlis—48
1983	Watson—5	Karlis 21-25, 840	Karlis—96

\*Keyworth, Dolbin, Little, Lynch, Odoms.

\*\*Armstrong, Moses, Morton, Perrin, Upchurch.

# BRONCOS RECORDS

## TOTAL OFFENSE

	Game	Season	Career
Plays	56—Tripucka at Buffalo 9/15/62 56—Slaughter at Houston 12/20/64 55—Tripucka vs. Houston 11/6/60 55—Liske at Buffalo 9/28/69	515—Tripucka, 1960 442—Tripucka, 1962 392—Morton, 1979	1,693—Morton, 1977-82 1,650—Little, 1967-75 1,283—Tripucka, 1960-63 1023—Armstrong, 1973-80
Yards gained	447—Tripucka at Buffalo 9/15/62 445—Johnson vs. Kansas City 11/24/74 376—Tripucka vs. San Diego 9/7/62	3,213—Morton, 1981 3,038—Tripucka, 1960 2,902—Tripucka, 1962 2,643—Morton, 1979	12,137—Morton, 1977-82 7,651—Tripucka, 1960-63 7,255—Johnson, 1972-75 6,545—Ramsey, 1971-76
Ave. gain per play	(Min. of 10 plays) 15.70—Morton vs. San Diego 9/27/81 14.20—Morton vs. Detroit 10/11/81 13.58—Johnson vs. Kansas City 9/21/75	(Min. of 125 plays) 8.37—Morton, 1981 7.93—Johnson, 1974 7.53—Breaux, 1963	(Min. of 200 plays) 7.30—Johnson, 1972-75 7.17—Morton, 1977-82 7.16—Briscoe, 1968

## RUSHING

	Game	Season	Career
Yards gained	183—Armstrong vs. Houston 12/8/74 166—Little at Cincinnati 10/19/69 165—Winder at Houston 10/9/83	1,407—Armstrong, 1974 1,133—Little, 1971 1,008—Armstrong, 1976	6,323—Little, 1967-75 4,453—Armstrong, 1973-80 2,653—Keyworth, 1974-80
Carries	32—Gilchrist at Boston 9/24/65 31—Armstrong vs. Houston 12/8/74 30—Dawkins at N.Y. Jets 10/28/73 30—Little at Boston 11/3/68	284—Little, 1971 263—Armstrong, 1974 256—Little, 1973	1,641—Little, 1967-75 1,023—Armstrong, 1973-80 699—Keyworth, 1974-80
Ave. per carry	(Min. of 8 carries) 11.00—Rolle vs. Oakland 10/2/60 10.38—Joe at Boston 10/18/63 10.33—Dawkins at Kansas City 10/7/73	(Min. of 100 carries) 5.35—Armstrong, 1974 4.99—Little, 1969 4.71—Jensen, 1980 4.62—Keyworth, 1974 4.62—Canada, 1978	(Min. of 100 carries) 4.39—Dawkins, 1971-73 4.35—Armstrong, 1973-80 4.20—Canada, 1978-79, 1981
TDs	3—Armstrong vs. Houston 12/8/74 3—Keyworth vs. Kansas City 11/18/74 3—Little vs. Cincinnati 9/16/73	12—Little, 1973 10—Keyworth, 1974 9—Little, 1972 9—Armstrong, 1974	43—Little, 1967-75 25—Armstrong, 1973-80 22—Keyworth, 1974-80

## Other Rushing Records

**Longest scoring run**—82, Mingo vs. Oakland, 10/5/62  
80, Little at San Francisco, 10/25/70  
72, Dawkins at Kansas City, 10/7/73

**Longest non-scoring run**—68, Bell vs. Los Angeles, 10/16/60  
63, Krieg vs. San Diego, 12/10/72  
62, Perrin vs. Baltimore, 11/27/77



## RUSHING RECORDS (Continued)

### Top Ten Season Marks

	Attempts	Yards	Average	TDs
Otis Armstrong—1974	263	1407	5.3	9
Floyd Little—1971	284	1133	4.0	6
Otis Armstrong—1976	247	1008	4.1	5
Floyd Little—1973	256	979	3.8	12
Cookie Gilchrist—1965	252	954	3.8	6
Floyd Little—1970	209	901	4.3	3
Floyd Little—1972	216	859	4.0	9
Sammy Winder—1983	196	757	3.9	3
Rick Parros—1981	176	749	4.3	2
Floyd Little—1969	146	729	5.0	6
Jon Keyworth—1975	182	725	4.0	3

### Top Career Marks

	Attempts	Yards	Average	TDs
Floyd Little—1967-75	1641	6323	3.9	43
Otis Armstrong—1973-80	1023	4453	4.3	25
Jon Keyworth—1973-80	699	2653	3.8	22
Dave Preston—1978-83	479	1793	3.7	10
Rob Lytle—1977-83	376	1451	3.9	12
Bobby Anderson—1970-73	313	1281	4.1	9
Donnie Stone—1961-64	329	1273	3.9	10
Fran Lynch—1967-75	304	1258	4.1	12
Wendell Hayes—1965-67	320	1198	3.7	10
Charlie Mitchell—1963-67	352	1142	3.3	5

## PASSING

	Game	Season	Career
Yards gained	447—Tripucka at Buffalo 9/15/62	3,195—Morton, 1981	11,895—Morton, 1977-82
	445—Johnson vs. Kansas City 11/18/74	3,038—Tripucka, 1960	7,676—Tripucka, 1960-63
	376—Tripucka vs. San Diego 9/7/62	2,902—Tripucka, 1962	7,238—Johnson, 1972-75
			6,437—Ramsey, 1971-76
Completions	34—Slaughter at Houston 12/20/64	248—Tripucka, 1960	907—Morton, 1977-82
	30—Tripucka vs. Houston 11/6/60	240—Tripucka, 1962	662—Tripucka, 1960-63
	29—Tripucka at Buffalo 9/15/62	225—Morton, 1981	517—Johnson, 1972-75
Attempts	56—Tripucka at Buffalo 9/15/62	478—Tripucka, 1960	1,594—Morton, 1977-82
	53—Slaughter at Houston 12/20/64	440—Tripucka, 1962	1,277—Tripucka, 1960-63
	52—Tripucka vs. Houston 11/6/60	376—Morton, 1981	970—Johnson, 1972-75
	52—Tripucka at Houston 11/20/60		919—Ramsey, 1971-76
Pct.	(Min. of 10 attempts)	(Min. of 100 attempts)	(Min. of 100 attempts)
	.944—Morton vs. San Diego 9/27/81	.632—Weese, 1978	.575—DeBerg, 1981-82
	.864—Morton vs. K.C. 12/10/78	.608—Morton, 1980	.570—Weese, 1976-79
	.833—Ramsey vs. Cleveland 10/19/75	.598—Morton, 1981	.569—Morton, 1977-82
TDs	5—Tripucka vs. Buffalo 10/28/62	24—Tripucka, 1960	74—Morton, 1977-81
	4—Six times	21—Morton, 1981	52—Johnson, 1972-75
		20—Johnson, 1973	51—Tripucka, 1960-63
			38—Tensi, 1967-70

## PASSING RECORDS (Continued)

	Game	Season	Career
Interceptions	6—Horn at Green Bay 9/26/71	34—Tripucka, 1960	85—Tripucka, 1960-63
	6—Herring at Houston 11/26/71	25—Tripucka, 1962	65—Morton, 1977-82
	5—7 times	22—Herring, 1961	58—Ramsey, 1971-76
Intercept. avoidance	.000—by many	.030—Morton, 1978	.041—Morton, 1977-82
		.031—Morton, 1977	.043—Breaux, 1963
		.031—Weese, 1979	.044—DeBerg, 1981-83
Ave. per completion	(Min. of 12 attempts)	(Min. of 50 attempts)	(Min. of 100 attempts)
	33.64—Lee at Oakland 12/5/65	17.93—Hufnagel, 1975	17.09—Briscoe, 1968
	27.92—Briscoe vs. Buffalo 11/24/68	17.09—Briscoe, 1968	15.98—Shaw, 1962
	27.42—Johnson vs. Kansas City 9/21/75	16.15—Ramsey, 1972	15.09—Tensi, 1967-70
Ave. per attempt	17.1—Morton vs. San Diego 9/27/81	8.65—Lee, 1965	7.56—Johnson, 1972-75
	16.45—Johnson vs. Kansas City 9/21/75	8.50—Morton, 1981	7.52—Weese, 1976-79
	15.7—Morton vs. Detroit 10/11/81	8.31—Weese, 1978	7.46—Morton, 1977-82
	13.41—Weese vs. Pittsburgh 12/16/78		

## Other Passing Records

### Most Consecutive Games with TD Pass—

- 10—Johnson, 1973-74 (Last 8 games of 1973 and first 2 games of 1974).
- 9—Morton, 1977 (5th through 13th games).
- 9—Tripucka, 1962 (Span of 10 games, did not play one game).

### Most Consecutive Completions—

- 18—DeBerg at Los Angeles Rams (17), 12/12/82 and vs. Kansas City (1), 12/19/82
- 16—Morton vs. Kansas City, 12/10/78
- 11—Morton vs. San Diego, 9/27/81
- 11—Tensi at San Diego, 11/23/69
- 10—Tripucka vs. Dallas, 10/8/61

### Longest Scoring Pass—

- 97—Shaw to Tarr at Boston, 9/21/62
- 96—Tripucka to Frazier at Buffalo, 9/15/62
- 95—Morton to Watson vs. San Diego, 9/27/81
- 93—Morton to Watson vs. Detroit, 10/11/81

### Longest Non-Scoring Pass—

- 86—Morton to Watson vs. Kansas City, 12/6/81
- 74—Liske to Van Heusen at New Orleans, 11/22/70
- 74—Horn to Little vs. Oakland, 10/10/71
- 72—Johnson to Little vs. San Diego, 10/29/74

## PASSING RECORDS (Continued)

### Top Ten Season Marks

	Att.	Comp.	Int.	Yds.	TD	Pct.
Morton—1981	376	225	14	3195	21	.598
Tripucka—1960	478	248	34	3038	24	.519
Tripucka—1962	440	240	25	2902	17	.545
Morton—1979	370	204	19	2626	16	.551
Johnson—1973	346	184	17	2465	20	.532
Morton—1980	301	183	13	2150	12	.608
Tensi—1969	286	131	12	1990	14	.458
Johnson—1974	244	136	9	1969	13	.557
Ramsey—1976	270	128	13	1931	11	.474
Morton—1977	254	131	8	1929	14	.516
Tensi—1967	325	131	17	1915	16	.403

### Top Ten Career Marks

	Att.	Comp.	Int.	Yds.	TD	Pct.
Morton—1977-82	1594	907	62	11895	74	.569
Tripucka—1960-63	1277	662	85	7676	51	.518
Johnson—1972-75	970	517	52	7238	52	.533
Ramsey—1971-76	919	456	58	6437	35	.496
Tensi—1967-70	810	348	45	5153	38	.430
DeBerg—1981-83	546	314	26	3819	22	.575
Slaughter—1963-66	584	291	37	3607	22	.498
McCormick—1963-68	537	207	33	2791	17	.385
Lee—1964-65	345	177	23	2303	16	.513
Liske—1969-70	353	173	22	2185	16	.490

**Career Touchdown Passes**—Morton 74, Johnson 52, Tripucka 51, Tensi 38, Ramsey 35, DeBerg 26, Slaughter 22, McCormick 17, Lee 16, Liske 16, Briscoe 14, Elway 7, Breaux 7, Weese 7, Herring 5, Penrose 5, Shaw 4, Choboain 4, Horn 3, Robinson 2, LeClair 2, Mingo 2, Glacken 1, Hufnagel 1, Pastrana 1, Stone 1, Little 1, Anderson 1, Keyworth 1.

## RECEIVING

	Game	Season	Career
Receptions	13—Anderson vs. Chicago 9/30/73	100—Taylor, 1961 92—Taylor, 1960 85—Taylor, 1965	543—Taylor, 1960-66 396—Odoms, 1972-83 302—Moses, 1972-81
	13—Taylor vs. Oakland 11/29/64		
	12—Taylor at Boston 9/21/62		
Yards	199—Taylor vs. Buffalo 11/27/60	1,244—Watson, 1981 1,235—Taylor, 1960 1,178—Taylor, 1961	6,872—Taylor, 1960-66 5,755—Odoms, 1972-83 5,450—Moses, 1972-81
	183—Watson at Los Angeles Rams 12/12/82		
	182—Watson vs. Detroit 10/11/81		
TDs	3—Watson vs. Baltimore 9/20/81	13—Watson, 1981 12—Taylor, 1960 11—Denson, 1967	44—Taylor, 1960-66 44—Moses, 1972-81 41—Odoms, 1972-83
	3—Moses at Houston 10/4/73		
	3—Scarpitto at Buffalo 12/18/66		
	3—Taylor vs. Buffalo 11/27/60		
Ave. per catch	(Min. of 4 Catches)	(Min. of 20 Catches)	(Min. of 50 Catches)
	41.25—Little at Buffalo	22.05—Scarpitto, 1963 20.73—Watson, 1981	20.54—Van Heusen, 1968-76
	38.00—Tarr at Boston 9/12/62	20.14—Denson, 1966	18.93—Watson, 1979-83
	36.4—Watson vs. Detroit 10/11/81		18.05—Moses, 1972-81

## RECEIVING RECORDS (Continued)

### Other Receiving Records

#### Most Consecutive Games with TD Reception—

6—Taylor, 1960-61 (Last 4 games of 1960, first 2 games of 1961)  
6—Denson, 1969  
5—Watson, 1981  
4—Scarpitto, 1963  
4—Denson, 1967  
4—Odoms, 1973  
4—Upchurch, 1979

#### Most Consecutive Games with Reception—

62—Taylor, 1960-64  
41—Odoms, 1976-79  
33—Odoms, 1973-76  
29—Preston, 1980-82  
28—Watson, 1980-82  
21—Little, 1973-74  
19—Taylor, 1964-65  
19—Denson, 1968-69  
18—Prebola, 1961-62

### Top Season Marks

	No.	Yards	TD	Ave.
Taylor—1961	100	1176	4	11.8
Taylor—1960	92	1235	12	13.4
Taylor—1965	85	1131	6	13.3
Taylor—1963	78	1101	10	14.1
Taylor—1962	77	908	4	11.7
Taylor—1964	76	873	7	11.5
Upchurch—1979	64	937	7	14.6
Watson—1981	60	1244	13	20.7
Dickinson—1962	60	554	4	9.2
Watson—1983	59	1133	5	19.2

### Top Career Marks

	No.	Yards	TD	Ave.
Taylor—1960-66	543	6872	44	12.7
Odoms—1972-83	396	5755	41	14.5
Moses—1972-81	302	5450	44	18.0
Denson—1964-70	250	4150	32	16.6
Upchurch—1975-82	227	3730	22	16.4
Little—1967-75	215	2418	9	11.2
Watson—1979-83	167	3161	20	18.9
Preston—1978-83	161	1423	3	8.8
Scarpitto—1962-67	145	2439	24	16.8
Keyworth—1974-80	141	1097	3	7.8

## PUNTING

	Game	Season	Career
No.	12—Prestridge at Buffalo 10/25/81	105—Scarpitto, 1967 96—Ditts, 1978	574—Van Heusen, 1968-76 377—Prestridge, 1979-83
	12—Scarpitto at Oakland 9/10/67	90—Ditts, 1977	248—Scarpitto, 1965-67
	12—Van Heusen vs. Cincinnati 10/6/68	89—Prestridge, 1979	
Ave.	(Min. of 4 punts)	(Min. of 50 punts)	(Min. of 50 punts)
	53.8—Scarpitto vs. San Diego 10/22/67	46.1—Fraser, 1963 45.8—Scarpitto, 1966	45.2—Fraser, 1962-64 44.4—Scarpitto, 1965-67
	53.5—Fraser vs. New York 11/17/63	45.1—Van Heusen, 1973	41.8—Prestridge, 1979-83
	52.5—Fraser at San Diego 12/22/63		
	52.5—Fraser vs. Kansas City 10/11/64		

### Other Punting Records

**Longest punt**—76—Van Heusen vs. Dallas, 12/2/73  
75—Fraser at Oakland, 10/14/62  
75—Fraser vs. Boston, 11/11/62  
73—Ditts vs. New York Jets, 11/5/78  
73—Scarpitto vs. Boston, 9/3/67

## INDIVIDUAL RECORDS (Continued)

### INTERCEPTIONS

No.	Game	Season	Career
	4—Brown vs. New York 11/15/64 4—Gonsoulin at Buffalo 9/18/60 3—Five times	11—Gonsoulin, 1960 9—Brown, 1964 7—Five players	43—Gonsoulin, 1960-66 40—Thompson, 1969-81 33—Foley, 1976-83
Return yards	93—Gradishar at Cleveland, 10/5/80 91—Brown vs. New York 11/15/64 73—T. Jackson vs. Baltimore 11/27/77	153—Wilson, 1967 140—Brown, 1964 136—T. Jackson, 1976	784—Thompson, 1969-81 542—Gonsoulin, 1960-66 439—Foley, 1976-83

### Other Interception Records

#### Best interception return average, career (10 or more interceptions)—

19.6, Thompson, 1969-81  
17.8, T. Jackson, 1973-83  
17.6, McMillin, 1960-62, 1964-65

#### Longest scoring interception return—

93, Gradishar at Cleveland, 10/5/80  
73, T. Jackson vs. Baltimore, 11/27/77  
70, Wilson vs. Kansas City, 12/17/67

#### Longest non-scoring interception return—

70, Moore at Boston 11/20/64  
65, Alliston at Buffalo 9/18/60  
65, Foley-Gradishar-Wright, vs. New York Giants,  
11/14/76 (Foley intercepted and returned 23,  
lateral to Gradishar for 10, lateral to Wright for 32).  
65, D. Smith at Chicago 12/20/81

### PUNT RETURNS

No.	Game	Season	Career
	8—Upchurch at Baltimore 10/22/78 7—Thompson at Kansas City 10/6/74 7—Upchurch vs. San Diego 11/30/75 6—7 times	51—Upchurch, 1977 41—Manning, 1981 39—Upchurch, 1976	248—Upchurch, 1975-83 157—Thompson, 1969-81 81—Little, 1967-75
Return yards	167—Upchurch vs. Pittsburgh 11/6/77 125—Upchurch vs. Cleveland 9/26/76 105—Upchurch vs. Buffalo 9/25/77	653—Upchurch, 1977 536—Upchurch, 1976 493—Upchurch, 1978	3008—Upchurch, 1975-83 1814—Thompson, 1969-81 893—Little, 1967-75
Average		(10 or more returns) 16.88—Little, 1967 16.13—Upchurch, 1982 13.74—Upchurch, 1976 13.69—Upchurch, 1978	(15 or more returns) 12.13—Upchurch, 1975-83 11.89—Mingo, 1960-64 11.55—Thompson, 1969-81

## INDIVIDUAL RECORDS (Continued)

### Other Punt Returns

#### Longest scoring punt return—

92, Upchurch vs. San Diego 10/3/76  
87, Upchurch vs. Pittsburgh 11/6/77  
78, Upchurch vs. Kansas City 12/19/82  
76, Mingo at Boston 9/9/60

#### Longest non-scoring punt return—

60, Thompson at Baltimore 11/10/74  
59, Thompson vs. New England 12/17/72  
54, Mitchell at Buffalo 9/20/64

### KICKOFF RETURNS

No.	Game	Season	Career
	7—Barry at Kansas City 11/1/64 6—R. Montgomery at San Diego 9/24/72 6—Upchurch vs. Cleveland 10/19/75	47—Barry, 1964 40—Brunson, 1980 40—Upchurch, 1975 37—Mitchell, 1963	104—Little, 1967-75 95—Upchurch, 1975-83 73—Barry, 1964-65
Return yards	201—R. Montgomery at San Diego 9/24/72 197—Upchurch vs. Cleveland 10/19/75 185—Little at Miami 9/17/67	1245—Barry, 1964 1084—Upchurch, 1975 954—Mitchell, 1963	2523—Little, 1967-75 2355—Upchurch, 1975-83 1856—Barry, 1964-65
Average		(14 or more returns) 28.50—Thompson, 1969-81 28.47—Sellers, 1966 28.00—Frazier, 1961	(40 or more returns) 28.28—Haynes, 1965-66 25.42—Barry, 1964-65 25.13—Thompson, 1969-81 4.79—Upchurch, 1975-83

### Other Kickoff Return Records

#### Longest scoring kickoff return—

100, Sellers vs. Houston 10/2/66  
100, Wilson at Kansas City 10/8/66  
94, Montgomery at San Diego 9/24/72

#### Longest non-scoring kickoff return—

89, Little vs. Oakland 11/10/68  
88, Montgomery at Oakland 10/22/72  
77, Scott vs. Kansas City 10/23/66

### SCORING

	Game	Season	Career
TDs	* 3—9 times	13—Little, 1972 13—Little, 1973 13—Watson, 1981	54—Little, 1967-75 45—Moses, 1972-81 44—Taylor, 1960-66 44—Odums, 1972-83
FG	5—Karlis vs. Seattle 11/20/83 5—Mingo vs. San Diego 10/6/63 4—11 times (Turner 3, Mingo 3, Steinfert 2, Karlis, Howfield, Kroner)	27—Mingo, 1962 26—Steinfert, 1980 25—Turner, 1971	151—Turner, 1971-79 72—Mingo, 1960-64 43—Steinfert, 1979-81
FG Pct.	1,000—many times	846—Karlis, 1982, (11 of 13) 840—Karlis, 1983, (21 of 25) 765—Steinfert, 1980, (26 of 34)	842—Karlis, 1982-83 672—Steinfert, 1979-81 648—Turner, 1971-79



## SCORING RECORDS (Continued)

<b>PAT</b>	6—Turner vs. New England 12/17/72 6—Turner at Houston 10/14/73 6—Turner vs. Tampa Bay 11/7/76 6—Turner vs. New England 11/11/79 6—Steinfort vs. San Diego 9/27/81	40—Turner, 1973 37—Turner, 1972 36—Howfield, 1969 36—Turner, 1976 36—Steinfort, 1981	283—Turner, 1971-79 120—Mingo, 1960-64 93—Howfield, 1968-70
------------	---	--	---

	Game	Season	Career
<b>PAT</b>	1,000-many times	1,000-8 times,	.983—Kroner, 1965-67
<b>Pct.</b>		(Turner 3, Kroner 2, Mingo, Howfield, Hill)	.979—Howfield, 1968-70 .971—Steinfort, 1979-81
<b>Points</b>	21—Mingo at Los Angeles 10/10/60 20—Scarpitto at Buffalo 12/18/66 20—Mingo vs. San Diego 10/6/63	137—Mingo, 1962 123—Mingo, 1960 110—Steinfort, 1980 106—Turner, 1973	742—Turner, 1971-79 408—Mingo, 1960-64 324—Little, 1967-75

\*Taylor vs. Buffalo, 11/27/60; Stone at San Diego, 11/4/62; Scarpitto at Buffalo, 12/18/66; Little vs. Minnesota, 10/15/72; Little vs. Cincinnati, 9/16/73; Moses at Houston, 1/14/73; Keyworth vs. Kansas City, 11/18/74; Armstrong vs. Houston, 12/8/74; Watson vs. Baltimore, 9/20/81.

Armstrong vs. Houston, 12/8/74; Watson vs. Baltimore, 9/20/81.

### Other Scoring Records

#### Most consecutive games scoring—

55—Turner, 1971-74  
47—Turner, 1975-78  
32—Howfield, 1968-70  
36—Mingo, 1960-64

#### Longest field goal—

57—Steinfort, vs. Washington, 10/13/80  
55—Steinfort, at Seattle, 12/21/80  
55—Steinfort, vs. Dallas, 9/14/80  
53—5 times

#### Most consecutive games scoring by a non-kicker—

6—Taylor, 1960-61 (Last 4 games of 1960 and first  
2 games of 1961)  
6—Denson, 1969  
6—Little, 1972

#### Most consecutive games scoring by rushing—

4—Little, 1969  
4—Keyworth, 1974  
3—Hayes, 1965  
3—Armstrong, 1974

#### Most consecutive games scoring by reception—

6—Taylor, 1960-61 (Last 4 games of 1960 and first  
2 games of 1961)  
6—Denson, 1969  
5—Watson, 1981  
4—Scarpitto, 1963  
4—Denson, 1967  
4—Odoms, 1973  
4—Upchurch, 1979

## TEAM—GENERAL SEASON

### Most consecutive victories—

8—1976-77 (Last 2 games of 1976 and first  
6 games of 1977)  
6—1977  
4—1962, 1979, 1981, and 1983  
3—ten times

### Most consecutive games with a loss—

8—1976-77  
7—1973  
6—1977

### Most consecutive defeats—

11—1963-64  
9—1967

### Most consecutive games without victory—

14—1963-64  
9—1967

## TEAM—GENERAL GAME

**Largest margin of victory—** 43—vs. New York Jets 9/19/76 (46-3)  
37—vs. Oakland 10/5/62 (44-7)  
35—vs. New England 11/11/79 (45-10)  
35—vs. Tampa Bay 11/7/76 (48-13)

**Most points in one half—** 38—vs. New England 11/11/79  
38—vs. Tampa Bay 11/7/76  
33—vs. San Diego 10/6/63  
32—vs. New York 11/22/62

**Most points in one quarter—** 26—at New York Jets 12/3/67  
24—vs. Buffalo 11/27/60  
24—vs. San Diego 10/6/63  
24—vs. Tampa Bay 11/7/76  
24—vs. New England 11/11/79

## TEAM—OFFENSE

### Scoring

Game	Season
<b>Most Points</b>	
50—vs. San Diego 10/6/63	354—1973
48—at Houston 10/14/73	353—1962
48—vs. Tampa Bay 11/7/76	325—1972

<b>Fewest Points</b>	148—1982
0—San Diego 37, Denver 0—10/29/61	196—1966
0—at Oakland 51, Denver 0—9/10/67	203—1971
0—at Kansas City 16, Denver 0—12/6/70	240—1964
0—at San Diego 17, Denver 0—12/15/74	251—1961
0—at San Diego 23, Denver 0—10/8/78	

<b>Most touchdowns</b>	6—8 times	41—1973
	Most recent: vs. San Diego 9/27/81	39—1962
		39—1974
		39—1976
		39—1981

<b>Most field goals</b>	5—vs. San Diego 10/6/63	27—1962
	4—10 times	26—1980
		25—1971
		22—1973
		21—1975

### Total Offense

Game	Season
<b>Most plays</b>	
88—at Seattle 10/29/78 (OT)	1062—1981
86—vs. San Diego 11/30/75	1044—1979
86—at Chicago 12/12/76	1039—1978
85—at Los Angeles Raiders 12/26/82	992—1980
<b>Most total yards</b>	
543—vs. New York Jets, 9/19/76	5426—1981
532—vs. Kansas City, 11/18/74	5142—1979
507—vs. Oakland, 12/14/80	4829—1978
505—vs. San Diego, 9/7/62	4707—1962
<b>Ave. gain per play</b>	
8.56—vs. San Diego 9/7/62	5.38—1972
8.21—at Houston 10/14/73	5.21—1974
7.77—vs. New England 12/17/72	5.20—1962
<b>Fewest yards</b>	
5—at Oakland 9/10/67	2837—1982
26—at Houston 9/3/66	3168—1966
117—vs. Buffalo 12/13/64	3332—1964
	3811—1961

# TEAM RECORDS (Continued)

## Rushing Offense

	Game	Season
Rushing plays	60—vs. San Diego 11/30/75	601—1978
	59—at Chicago 12/12/76	524—1979
	59—at Kansas City (OT) 9/24/78	523—1977
		515—1981
Rushing yards	356—at Chicago 12/12/76	2451—1978
	328—vs. San Diego 11/30/75	2157—1974
	292—at Oakland 11/24/74	2093—1971
		2043—1977
Ave. gain per rush	6.68—vs. Dallas 10/30/60	4.50—1972
	6.64—vs. Houston 9/17/72	4.44—1974
	6.59—vs. Buffalo 11/19/61	4.15—1969
Fewest yards		1018—1982
	13—at Oakland 10/22/72	1091—1961
	20—at Dallas 12/10/61	1173—1966
	27—at Buffalo 9/15/62	1195—1960

## Passing Offense

	Game	Season
Passes attempted	56—at Los Angeles Raiders 12/26/82	
	56—at Buffalo 9/15/72	568—1961
	56—at Boston 9/21/62	559—1962
	55—at Houston 12/20/64	508—1960
Passes completed	35—at Houston 12/20/64	292—1962
	32—vs. Kansas City 11/18/74	289—1981
	31—vs. Houston 11/6/60	265—1961
Passes had intercepted	8—at Houston 12/2/62	45—1961
	6—6 times	40—1962
Completion percentage	.875—vs. San Diego 9/27/81	.596—1981
	.870—vs. Kansas City 12/10/78	.582—1982
	.773—vs. Houston 11/2/80	.561—1980
Touchdown passes		27—1981
	5—vs. Buffalo 10/28/62	24—1960
	4—7 times	23—1969
		23—1963
Net yards passing	459—vs. Kansas City 11/18/74	3531—1981
	431—vs. Oakland 12/14/80	3404—1962
	428—at Buffalo 9/15/62	3247—1960
Fewest net yards	-53—at Oakland 9/10/67	1682—1967
	-7—at Houston 9/3/66	1819—1982
	1—at Pittsburgh 9/4/83	1995—1966
Fewest times Denver passers thrown for loss	0—Many times	22—1971
		24—1982
		24—1965
		27—1973
Most times Denver passers thrown for loss	11—vs. Buffalo 12/13/64	63—1963
	11—vs. Oakland 11/5/67	61—1981
	10—at Oakland 12/8/75	61—1964
	10—at Oakland 10/31/76	58—1967
Most yardage Denver passers thrown for loss	95—vs. Oakland 11/5/67	590—1963
	84—vs. Buffalo 12/13/64	520—1964
	78—vs. Boston 9/29/63	508—1967
	78—vs. Kansas City 12/14/68	

# TEAM RECORDS (Continued)

## First Downs

	Game	Season
Most first downs	34—vs. Kansas City 11/18/74	306—1979
	31—vs. New York Jets 9/19/76	294—1978
	29—vs. New York Jets 11/16/80	286—1980
First downs rushing	19—vs. San Diego 11/30/75	130—1979
	19—at Chicago 12/12/76	129—1978
	17—at Seattle 10/29/78 (OT)	120—1974
First downs passing	25—vs. Kansas City 11/24/74	177—1962
	23—at Houston 12/20/64	158—1980
	22—vs. Oakland 12/14/80	149—1979
First downs penalty	6—vs. Houston 9/7/64	38—1983
	5—6 times	34—1981
		28—1978
Fewest first downs	0—at Houston 9/3/66	170—1982
	3—at Oakland 9/10/67	171—1966
	7—at Kansas City 12/6/70	172—1967
	7—vs. Buffalo 12/13/64	207—1964

## Punts

	Game	Season
Most punts	12—at Oakland 9/10/67	105—1967
	12—vs. Cincinnati 10/6/68	96—1968
	12—at Buffalo 10/25/81	96—1978
Fewest punts		45—1982
	0—vs. Dallas 10/8/61	59—1962
	1—vs. San Diego 11/27/66	60—1972
	1—vs. N.Y. Jets 9/19/76	63—1975
	1—at Kansas City 12/7/80	
	1—at San Diego 11/28/82	
Best average	(Min. of 4 punts)	
	53.75—vs. San Diego 10/22/67	45.2—1966
	53.50—vs. New York 11/17/63	45.1—1973
	52.50—at San Diego 12/22/63	45.0—1982
	52.50—vs. Kansas City 10/11/64	
Poorest average		35.1—1976
		36.4—1978
		37.3—1960
Best net average (category originated in 1976)	(Min. of 4 punts)	37.8—1982
	52.3—at Houston 12/4/77	35.9—1980
	48.3—vs. San Francisco 9/19/82	
	43.7—vs. Dallas 9/14/80	34.8—1981

## Punt Returns

	Game	Season
Most returns	8—at Buffalo 9/20/70	63—1970
	8—at Kansas City 10/6/74	58—1977
	8—vs. San Diego 11/30/75	51—1976
	8—at Baltimore 10/22/78	51—1978
		51—1981
Most return yards	167—vs. Pittsburgh 11/6/77	712—1977
	128—vs. San Francisco 9/19/82	640—1976
	126—at New York 12/3/67	582—1978
Best average		14.5—1982
		13.5—1967
		12.9—1963

## TEAM RECORDS (Continued)

### Kickoff Returns

	Game	Season
Most returns	10—vs. Boston 10/4/64	78—1963
	10—at San Diego 12/22/63	76—1964
	9—at Kansas City, 12/18/83	71—1965
	9—at Boston 10/18/63	
	9—vs. Kansas City 9/7/63	
Most return yards	295—vs. Boston 10/4/64	1801—1963
	289—vs. Kansas City 9/7/63	1758—1964
	238—at Kansas City 10/8/63	1731—1965
Best average		26.9—1966
		25.3—1967
		24.5—1975

### Fumbles

	Game	Season
Most fumbles	6—5 times	40—1961
		36—1966
		35—1979
Most fumbles lost	5—vs. Cleveland 10/19/75	23—1961
	5—vs. Chicago 9/30/73	19—1983
	4—7 times	18—1981
		18—1979
Fewest fumbles	0—Many times	15—1969
		21—1973
		23—4 times
Fewest fumbles lost	0—Many times	8—1964
		9—1969
		9—1973

### Penalties

	Game	Season
Most penalties	15—vs. Tampa Bay 11/7/76	132—1978
	14—vs. Oakland 10/17/76	116—1979
	14—at N. Y. Jets 10/28/73	105—1976
Most yards penalized	160—vs. Tampa Bay 11/7/76	1097—1978
	134—vs. Pittsburgh 11/6/77	1006—1979
	132—vs. Oakland 10/17/76	986—1976
Fewest penalties	0—vs. Kansas City 12/17/67	48—1967
	1—9 times	54—1960
		54—1982
Fewest yards penalized	0—vs. Kansas City 12/17/67	501—1960
	0—at Boston 9/21/62	512—1967
	5—3 times	516—1982

## TEAM—DEFENSE

### Total Defense

	Game	Season
Fewest plays allowed	40—vs. San Diego 10/6/63	616—1982
	42—vs. San Diego 11/30/75	826—1971
	44—at Boston 9/24/65	838—1970
	44—vs. Boston 9/29/63	847—1963
Fewest yards allowed	60—at Cleveland 10/24/71	3169—1982
	66—vs. Chicago 12/5/71	3705—1970
	70—vs. San Diego 11/2/69	3722—1976
Lowest yield per play	1.12—vs. Chicago 12/5/71	4.01—1977
	1.25—vs. San Diego 11/2/69	4.14—1976
	1.30—at Cleveland 10/24/71	4.38—1978

## TEAM DEFENSE RECORDS (Continued)

### Rushing Defense

	Game	Season
Fewest rushes allowed	11—at N. Y. Jets 12/3/67	293—1982
	14—at N. Y. Jets 10/28/73	384—1965
	14—at Tampa Bay 11/15/81	409—1970
Fewest yards allowed	0—at Kansas City 12/19/65	935—1982
	18—vs. Pittsburgh 9/27/70	1337—1965
	24—at Cleveland 10/24/71	1351—1970
Lowest yield per rush	0.00—at Kansas City 12/19/65	1530—1977
	0.64—vs. Pittsburgh 9/27/70	3.19—1982
	1.47—at Cincinnati 12/14/69	3.26—1977
		3.30—1970

### Passing Defense

	Game	Season
Fewest attempts by opponents	10—at Kansas City (OT) 9/24/78	307—1982
	12—at Kansas City 10/18/81	348—1975
	14—Four times	356—1971
Fewest completions by opponents	2—at Chicago 12/12/76	150—1971
	5—at Green Bay 9/26/71	172—1982
	5—vs. Dallas 10/8/61	181—1975
Lowest completion percentage allowed	.118—at Chicago 12/12/76	.421—1971
	.226—vs. Chicago 12/5/71	.448—1961
	.259—at Cleveland 10/24/71	.459—1965
Fewest net yards allowed	-7—vs. Chicago 12/5/71	1985—1971
	18—at Kansas City 12/6/70	2026—1976
	33—vs. Kansas City 10/4/70	2032—1975

Fewest TD passes allowed		8—1976
	0—Many times	9—1978
		11—1979
		11—1977
Highest percentage interception of opponent passes		.073—1964
		.071—1978
		.070—1960
Most opponent passes intercepted	7—at Oakland 10/16/77	32—1964
	6—4 times	31—1978
		28—1967

Most yards interceptions returns	133—at Buffalo 9/18/60	491—1977
	117—vs. Oakland 10/5/62	483—1962
	110—vs. Kansas City 10/9/77	465—1965

Most times opponent passers thrown for loss	10—at Cincinnati 10/19/69	50—1970
	9—vs. Chicago 12/5/71	45—1969
	9—vs. Buffalo 11/19/61	44—1971
		44—1964

Most yardage opponent passers thrown for loss	95—vs. New York 11/15/64	456—1970
	76—vs. Kansas City 10/4/70	447—1964
	75—vs. New England 12/17/72	435—1971

Lowest yield per pass attempt		5.00—1964
		5.49—1961
		5.52—1972

Lowest yield per pass completion		10.60—1976
		10.64—1972
		10.67—1979



## TEAM DEFENSE RECORDS (Continued)

### Punting

Game	Season
(4 or more punts)	
Lowest opponent average	37.3—1976
30.0—vs. Buffalo 11/27/60	39.0—1960
30.3—at Minnesota (OT) 9/11/78	39.4—1982
30.4—at Houston 10/26/69	

### Punt Returns

Game	Season
Lowest opponent average	4.81—1978
	6.13—1968
	7.03—1969

### Kickoff Returns

Game	Season
Lowest opponent average	17.14—1961
	17.91—1983
	20.13—1960

### Fumbles

Game	Season
Most opponent fumbles recovered	23—1981
5—at Boston 11/6/66	21—1983
5—vs. Buffalo 12/13/64	21—1964
5—at Oakland 10/14/62	
Fewest opponent fumbles recovered	7—1982
	11—1974
	12—1980
	12—1972
	12—1968
	12—1967

### First Downs

Game	Season
Fewest opponent first downs	176—1982
3—vs. San Diego 11/30/75	199—1970
5—at Chicago 12/12/76	206—1971
6—vs. Oakland 11/20/66	217—1977
6—at Cleveland 10/24/71	
Fewest opponent first downs rushing	53—1982
1—vs. Cincinnati 12/14/69	67—1970
1—at Cleveland 10/24/71	77—1977
1—at Los Angeles 12/12/72	83—1971
1—at Los Angeles 12/12/72	
Fewest opponent first downs passing	91—1971
1—San Diego 11/30/75	104—1976
1—at Chicago 12/12/76	104—1982
2—Dallas 10/8/61	106—1975
Fewest opponent first downs penalty	12—1968
0—Many Times	14—1970
	15—1962

### Penalties

Game	Season
Most opponent penalties	138—1983
13—at Houston 10/26/69	118—1979
13—vs. Cleveland 9/26/76	114—1978
Most yards opponent penalized	1033—1979
147—vs. Chicago 10/16/78	949—1981
145—at Seattle 12/8/79	901—1969
140—at Houston 10/26/69	
Fewest yards opponent penalized	516—1963
0—at Oakland 12/19/71	571—1982
4—at Miami 12/20/75	573—1964
5—at Houston 9/3/66	576—1966
5—vs. Boston 11/11/62	

## TEAM DEFENSE RECORDS (Continued)

### Scoring

Game	Season
Fewest points	0—vs. San Diego 11/2/69
	0—at Cleveland 10/24/71
	0—vs. San Diego 10/3/76
	0—at San Diego 11/14/76
	0—vs. St. Louis 9/18/77
	0—vs. Cincinnati 9/2/79
	0—vs. San Diego 10/7/79
	0—at Oakland 10/4/81
Fewest touchdowns allowed	0—Many times
	18—1977
	21—1978
	25—1976
	25—1982
Fewest field goals allowed	0—Many times
	8—1977
	12—1976
	13—1961

## OPPONENT INDIVIDUAL RECORDS

### Total Offense

**MOST PLAYS**—60, Joe Namath, at N. Y. Jets, 12/3/67. **YARDS GAINED**—448, Len Dawson, at Kansas City, 11/1/64. **GAIN PER PLAY**—(10 or more plays)—21.62, Jacky Lee, at Houston 11/29/60.

### Rushing

**MOST RUSHES**—36, Earl Campbell, Houston, 11/2/80. **YARDS GAINED**—183, Paul Lowe, at San Diego, 12/22/63. **GAIN PER RUSH** (8 or more rushes)—12.50, Abner Haynes, at Miami, 9/17/67. and 12.50 Booker Russell, vs. Oakland, 11/25/79. **LONGEST SCORING RUN**—82, Joe Delaney, at Kansas City, 10/18/81. **LONGEST NON-SCORING RUN**—76, Willmer Fowler, Buffalo, 11/27/60, and 76, Walter Payton, Chicago, 10/16/78.

### Passing

**ATTEMPTS**—60, Joe Namath, at N. Y. Jets, 12/3/67. **COMPLETIONS**—31, Jim Krieg, vs. Seattle, 11/20/83, Joe Gilliam, Pittsburgh (OT), 9/22/74. **HAD INTERCEPTED**—7, Ken Stabler, at Oakland, 10/16/77. **YARDS GAINED**—435, Len Dawson, at Kansas City, 11/1/64. **COMPLETION PERCENTAGE** (10 or more passes)—813, Bob Berry, at Atlanta, 11/26/72. **TOUCHDOWNS**—6, Len Dawson, at Kansas City, 11/1/64. **LONGEST SCORING PLAY**—92, Len Dawson to Tom Brooker, Dallas, 11/18/62, Jacky Lee to Bill Groman, at Houston, 11/20/60. **LONGEST NON-SCORING PLAY**—77, Tom Flores to Art Powell, Oakland, 11/29/64.

### Receiving

**RECEPTIONS**—12, Art Powell, New York, 10/22/61. 12, Ed Podolak, at Kansas City, 10/7/73. 12, Ken Payne, Green Bay, 9/29/75. **YARDS GAINED**—213, Curtis McClinton, at Kansas City, 12/19/65. **TOUCHDOWNS**—4, Lance, Alworth, San Diego, 12/1/68.

### Punting

**MOST PUNTS**—11, Dennis Partee, San Diego, 11/30/75. 11, Bob Parsons, at Chicago, 12/12/76. **AVERAGE** (4 or more punts)—57.40, Steve O'Neal, New York, 9/21/69. **LONGEST PUNT**—98, Steve O'Neal, New York, 9/21/69.

### Punt Returns

**MOST RETURNS**—9, Rodger Bird, at Oakland, 9/10/67. **RETURN YARDS**—143, Rodger Bird, at Oakland, 9/10/67. **LONGEST SCORING RETURN**—82, Bobby Jancik, at Houston, 12/20/64. **LONGEST NON-SCORING RETURN**—72, Greg Pruitt, at Cleveland, 10/27/74.

### Kickoff Returns

**MOST RETURNS**—6, Zach Dixon, vs. Seattle, 11/20/83. **RETURN YARDS**—164, Dave Grayson, Kansas City, 10/11/64. **LONGEST SCORING RETURN**—106, Noland Smith, Kansas City, 12/17/67. **LONGEST NON-SCORING RETURN**—80, Dave Grayson, Kansas City, 10/11/64.

## OPPONENT RECORDS (Continued)

### Interceptions

**MOST INTERCEPTIONS**—3 held by nine players. **RETURN YARDS**—99, Bobby Hunt, at Kansas City, 12/8/63. **LONGEST SCORING RETURN**—80, Coy Bacon, San Diego, 11/11/73. **LONGEST NON-SCORING RETURN**—87, Ron Hall, Boston 9/18/66.

### Scoring

**TOUCHDOWNS**—4, Frank Jackson, at Dallas, 12/10/61. 4, Bert Coan, Kansas City, 10/23/66. 4, Lance Alworth, San Diego, 12/1/68. 4, Chuck Muncie, at San Diego, 11/29/81. **FIELD GOALS**—6, Gino Cappelletti, Boston, 10/4/64. **LONGEST FIELD GOAL**—58, Steve Cox, vs Cleveland, 12/4/83. **POINTS**—24, Frank Jackson, at Dallas, 12/10/61. 24, Bert Coan, Kansas City, 10/23/66. 24, Lance Alworth, San Diego, 12/1/68. 24, Chuck Muncie, at San Diego, 11/29/81.

## OPPONENT SINGLE GAME TEAM RECORDS

### Scoring

**POINTS**—59, Kansas City, 9/7/63.

### Total Offense

**PLAYS**—93, Pittsburgh (OT), 9/22/74. **YARDS GAINED**—634, at Oakland, 10/25/64. **GAIN PER PLAY**—10.30, San Diego, 10/6/63. **FEWEST YARDS GAINED**—60, at Cleveland, 10/24/71.

### Rushing

**RUSHES**—62, at New England, 11/28/76. **YARDS GAINED**—380, Kansas City, 10/23/66. **GAIN PER RUSH**—9.27, Kansas City, 10/23/66. **FEWEST YARDS GAINED**—0, at Kansas City, 12/19/65.

### Passing

**ATTEMPTS**—62, at New York, 12/3/67. **COMPLETIONS**—31, vs. Seattle, 11/20/83, Pittsburgh (OT), 9/22/74. **HAD INTERCEPTED**—7, at Oakland, 10/16/77. **MOST YARDS GAINED**—427, at Oakland, 10/25/64. **FEWEST YARDS GAINED**—(-7), Chicago, 12/5/71. **COMPLETION PERCENTAGE**—.813, at Atlanta, 11/26/72.

### First Downs

**TOTAL FIRST DOWNS**—33, Pittsburgh (OT), 9/22/74. **RUSHING**—21, at New England, 11/28/76. **PASSING**—21, San Diego, 12/1/68. **PENALTY**—6, Miami, 12/4/66. 6, at Oakland, 11/9/69.

### Punting

**MOST PUNTS**—11, San Diego, 11/30/75, and at Chicago, 12/12/76. **BEST AVERAGE** (4 or more punts)—57.40, NY Jets, 9/21/69.

### Punt Returns

**MOST RETURNS**—9, at Oakland, 9/10/67. **RETURN YARDS**—143, at Oakland, 9/10/67.

### Kickoff Returns

**MOST RETURNS**—9, at Houston, 10/14/73, and at San Diego, 12/9/73. **RETURN YARDS**—238, at Kansas City, 10/8/66.

## OPPONENT RECORDS (Continued)

### TWO TEAM RECORDS

#### Scoring

**POINTS**—91—N.Y. Titans, 46, Denver 45, 11/22/62.

#### Total Offense

**PLAYS**—161—Denver 88, Seattle 73 (OT), 10/29/78. **YARDS GAINED**—1,057—Denver 476, at San Diego 581, 10/20/68.

#### Rushing

**MOST RUSHES**—100—Denver 59, at Kansas City 41 (OT), 9/24/78. **YARDS GAINED**—472—Denver 356, at Chicago 116, 12/12/76.

#### Passing

**ATTEMPTS**—97—Denver 53, at Houston 44, 12/2/62. **COMPLETIONS**—53—Denver 35, at Houston 18, 12/20/64. **HAD INTERCEPTED**—13—Denver 8, at Houston 5, 12/2/62. **YARDS GAINED**—708—Denver 321, at San Diego 387, 10/20/68.

#### Other

**TOTAL FIRST DOWNS**—58—Denver 34, Kansas City 24, 11/18/74. **FUMBLES**—12—Denver 6, at Boston 6, 11/6/66, and Denver 5, Buffalo 7, 12/13/64. **FUMBLES LOST**—10—Denver 5, at Boston 5, 11/6/66. **YARDS PENALIZED**—273—Denver 128, at Seattle 145, 12/8/79. **FEWEST YARDS PENALIZED**—25—Denver 5, Dallas 20, 10/30/60.

### WILLIE BROWN

Willie Brown this year becomes the first former Denver Bronco to be inducted into the Pro Football Hall of Fame. The 29-member Board of Selectors, by a nearly unanimous vote, elected Brown to the Hall in his first year of eligibility.

Although known primarily for his 12 superb campaigns with the Oakland Raiders, Brown played cornerback for the Broncos from 1963-66.

After joining the Broncos as an unheralded and untried free agent, the 6-1, 210-pound rookie from Grambling became a starter six games into his inaugural campaign and won all-American Football League acclaim in his second season in 1964. He led the team with nine interceptions and played in the AFL all-star game that year, being named the game's Most Valuable Defensive player.

He intercepted at least one pass in each of his 16 seasons, an all-time pro football record, and was chosen as a member of the AFL's all-time team in 1969.

Brown's greatest game as a Bronco came on Nov. 15, 1964 when he intercepted a record-tying four passes—with a fifth called back by a penalty—in a 20-16 Denver victory over the New York Jets.

Brown was traded to Oakland after Lou Saban took over the Denver coaching helm in 1967.



# PLAYER HISTORY

## ALL-TIME DRAFT CHOICES

**1960 (First selections)**—Harry Ball, T. Boston College; Charley Britt, QB, Georgia; Dave Canary, E, Cincinnati; Paul Candro, HB, Boston U.; Bill Carrico, G, N. Texas St.; Larry Cundiff, C, Mich. State; Bernard Darre, T, Tulane; Roger Davis, T, Syracuse; Lonnie Dennis, G, Brig. Young; John Dingens T-G, Detroit; Maurice Doke, G, Texas; Mike Dowdle, FB, Texas; Wayne Hawkins, T, COP; Gary Huber, C, Miami (O.); Dave Hudson, E, Florida; Claude King, HB, Houston; Don Klochak, FB, N. Carolina; Roger LeClerc, C, Trinity; Dean Look, QB, Mich. State; Bill Mathis, HB, Clemson; Ken McNeece, T-G, San Jose St.; James Monroe, QB, Arkansas; Ray Norton, HB, San Jose St.; Robert Rosbaugh, HB, Miami (Fla.); Mel Semenko, E, Colorado; Lebron Shields, T, Tennessee; Jack Spikes, FB, TCU; Howard Turley, E, Louisville; Jim Walden, QB, Wyoming; Willie West, HB, Oregon; John Willener, G, Oregon; Bob Yates, T, Syracuse; Ken Young, E, Valparaiso; Bob Zimpter, T-G, Bowling Gr.

**1960 (Second selections)**—Mel Branch, T-G, LSU; Ronnie Cain, E, Kentucky; Jack Campbell, E, Toledo; Tom Chapman, E, Detroit; LaVelle Coleman, HB, West Mich.; Jim Colvin, T-G, Houston; Teddy Foret, T-G, Auburn; Bobby Green, HB, Florida; Jack Hanlon, HB, Penn.; G. Hershberger, T-G, Wichita; Sam Homer, HB, VMI; Bob Hudson, E, Lamar Tech; Vic Jones, HB, Indiana; Billy Luplow, T-G, Arkansas; George Phelps, HB, Cornell C. Ia.; Tom Roberts, T-G, Georgia Tech; Sam Stenger, C, Denver; Olin Treadway, QB, Iowa; John Wilkins, T-G, So. California; Emmet Wilson, T-G, Georgia Tech.

**1961**—1, Bob Galters, HB, N. Mex. St. 2, Jerry Hill, HB, Wyoming. 3, Chas. Strange, C, LSU. 4, Roland McDole, T, Nebraska. 4a, (NY), Sonny Davis, E, Baylor. 5, Charles Cowan, E, NM H'lds. U. 6, Dale Evans, HB, Kansas State. 7, Pat Patchen, E, Florida. 9, Phil Nugent, QB, Tulane. 10, Chas. Sturgeon, HB, Kentucky. 11, John Simko, E, Augustana. 12, Jerry Miller, E, H. Payne. 13, Ron Greene, G, Wash. St. 14, Bill Cooper, FB, Muskingum. 15, Willie Crafts, G, Texas A&I. 16, Jim Larkin, T, Hillsdale. 17, Chuck Weiss, FB, Colorado. 18, Chick Graning, HB, Georgia Tech. 19, John Hobbs, G, Maryland St. 20, Buck McLeod, T, Baylor. 21, Jim Morgan, HB, Iowa St. Tech. 22, Tom Hackler, E, Tenn. Tech. 23, Tom Jewell, T, Idaho St. 24, E. A. Simms, E, N. Mex. St. 25, Pete Samms, T, Central Okla. 26, Sam Smith, HB, Florence St. 27, Donald Olson, HB, Nebraska. 28, Wayne Lee, G, Colo. St. 29, Archie Cobb, T, Nebraska. 30, Dave Mills, HB, NE Mo. St. Tech.

**1962**—1, Merlin Olsen, T, Utah St. 2, Jerry Hillebrand, E, Colorado. 3, Charles Holmes, FB, Maryland St. 4, John Furman, QB, Texas Western. 7, John McGeever, HB, Auburn. 8, Elbert Harris, HB, S.E. Louisiana. 9, Larry Jepson, C, Furman. 10, Gale Weidner, QB, Colorado. 11, Mike Kline, G, Oregon St. 13, Bob Cegelski, C, Montana St. 14, Sonny Gibbs, QB, TCU. 15, Bill Loudin, G, Benedict Coll. 16, Gary Bailman, HB, Mich. St. 17, Jerry Tarr, E, Oregon. 18, Pete Schenk, E, Washington St. 20, Mike Martin, E, Washington St. 21, Jim Perkins, T, Colorado. 22, Don Kasso, HB, Oregon St. 23, Ken Tureaud, HB, Michigan. 24, Neil Thomas, G, Hillsdale. 25, Dave Edwards, E, Auburn. 26, Jim Roberts, T, Mississippi. 27, A. Von Sonn, C, UCLA. 28, Paul Holmes, T, Georgia. 29, Lynn Hoyem, C, Long Beach St. 30, Walter Mince, HB, Arizona. 31, Bill Williamson, T, Bakersfield JC. 32, Vester Flanagan, T, Humboldt St. 33, Duane Allen, E, Mt. S.A. Coll. 34, S. Stonebraker, E, Detroit.

**1963**—1, K. Alexander, HB, UCLA. 2a, (NY), Ray Poage, FB, Texas. 2b, Tom Nomina, T, Miami (O.). 3, Tommy Janik, HB, Texas A&I. 4, Lou Slaby, LB, Pittsburgh. 5, Ray Mansfield, C, Washington. 6, Anton Peters, T, Florida. 7a, (San Diego), M. Slaughter, QB, Louisiana Tech. 7b, Paul Flatley, E, Northwestern. 8a, (Buf.), H. Dixon, FB, Florida A&M. 8b, John Griffin, HB, Memphis St. 9, Marv Fleming, E, Utah. 10a, Lonnie Sanders, HB, Michigan St. 10b, (Hous.), Pat Richter, E, Wisconsin. 11, Billy Joe, FB, Villanova. 12, John Gamble, E, U. of Pacific. 13, James Maples, C, Baylor. 15, W. Freeman, E, North Texas. 16, David Crossan, G, Maryland. 17, Bob Pairemore, HB, Florida A&M. 18, Charles Mitchell, HB, Washington. 19a, Frank Baker, FB, Toledo. 19b, (Dallas), Bruce Starling, HB, Florida. 20, Dan Grimm, G, Colorado. 21, Ross Nolan, E, NE Louisiana. 22, Dave Mathiesen, QB, Washington St. 23, Billy Moity, HB, Arkansas. 24, C. B. Simons, LB, Stanford. 25, Forest Farmer, LB, Purdue. 26, Monte Day, T, Fresno St. 27, John Sellers, T, Bakersfield JC. 28, Bill Reddell, HB, Occidental. 29, Kern Carson, HB, San Diego St.

**1964**—1, Bob Brown, T, Nebraska. 3, Marvin Woodson, DB, Indiana. 3a, Matt Snorton, DE-E, Michigan St. 6, Don Shackelford, T, Pacific. 6a, Al Denson, FL, Florida A&M. 7, Ray Kubala, C-T, Texas A&M. 7a, Jerry

Richardson, LB, W. Texas St. 8, W. Hilgenberg, G-LB, Iowa. 9, John Mims, T, Rice. 12, Paul Krause, DB, Iowa. 13, Charley Parker, G, So. Mississippi. 14, Bob Hayes, HB, Florida A&M. 15, Chuck Logan, E, Northwestern. 16, Bob Cherry, E, Wittenburg. 17, J. McNaughton, E, Utah St. 18, George Mira, QB, Miami. 19, Odell Barry, FL, Findlay. 21, Dick Herzing, T, Drake. 22, Gary Lewis, HB, Arizona St. 23, Ken Brusvan, T, Oregon St. 24, Mickey Bitsko, LB, Dayton. 25, Jim Jones, E, Wisconsin. 26, Bob Berry, QB, Oregon.

**1965**—2, Dick Butkus, LB, Illinois. 3, Glen Ressler, C, Penn St. 4, Geo. Donnelly, DB, Illinois. 5a, Bob Breitenstein, T, Tulsa. 5b, Max Leetzow, DT, Idaho. 6, Tom Wilhelm, T, Syracuse. 7, Jim Garcia, DE, Purdue. 8, John Holman, G, Wisconsin. 9, Gary Bussell, DB, Georgia Tech. 10, Gene Jeter, LB, AM&N. 11, Tom Vaughan, HB, Iowa St. 12, Tom Myers, QB, Northwestern. 13, Mike Strofalino, LB, Villanova. 14, John Frick, G, Ohio U. 15, Jeff Jordan, DB, Tulsa. 16, Brian Schweda, T, Kansas. 18, Larry Dupree, HB, Florida. 19, R. Oelschlager, HB, Kansas. 20, Terry Metchner, G, Albion.

**1966**—1, Jerry Shay, T, Purdue. 2, Freeman White, E, Nebraska. 3, Bob Hadrick, E, Purdue. 4, Randy Johnson, QB, Texas A&I. 5, Billy Clay, DB, Mississippi. 6, James Fulgham, T, Minnesota. 7, Jerry Jone, G, Bowling Green. 7a, (Buf.), Scotty Glacken, QB, Duke. 8, Goldie Sellers, DB, Grambling. 9, Ron Stranti, LB, Utah St. 10, Larry Cox, T, Abilene CC. 11, James Burns, G, Northwestern. 13, Eric Crabtree, DB, Pittsburgh. 14, Fred Forsberg, DT, Washington. 15, Mike Ringer, DB, Oklahoma. 16, Frank Rogers, K, Colorado. 17, Gary Eickman, DE, Illinois. 18, Tom Talaga, T, Notre Dame. 19, Tom Coughlin, DE, Miami. 20, Cliff Hysell, T, Montana St.

**1967**—1, Floyd Little, HB, Syracuse. 2, Thomas Beer, TE, Houston. 3a, Mike Current, T, Ohio State. 3b, Geo. Goeddeke, C, Notre Dame. 4, C. Cunningham, DE, Houston. 5a, Fran Lynch, FB, Hofstra. 5b, John Huard, LB, Maine. 6, Neal Sweeney, E, Tulsa. 7, Frank Richter, G, Georgia. 8, Tom Cassese, E, C. W. Post. 9, James Summers, DB, Michigan St. 10, Paul Krause, QB, Duquesne. 11, Lou Andrus, DE, Brigham Young. 13, Dennis Furjanic, DE, Houston. 14, Tom Francisco, HB, Virginia Tech. 15, Donald Smith, G, Florida A&M. 16, Jack Lentz, QB, Holy Cross. 17, W. Valley, Jr., T, Oregon St.

**1968**—2, Curley Culp, DE, Arizona St. 3a, Garrett Ford, RB, West Virginia. 3b, (K.C.), Robert Vaughan, T, Mississippi. 4b, (Miami), Gordon Lambert, LB, Tenn. Martin. 4c, (K.C.), Drake Garrett, DB, Michigan St. 4d, (Cincy), Gus Holloman, DB, Houston. 8, Steve Holloway, DB, Weber St. 9, Paul Smith, LB, New Mexico. 10, Bob Langford, T, Middle Tenn. 12, Robert Hendrix, T, Mississippi. 13, Charles Greer, DB, Colorado. 14, Marlin Briscoe, RB, Omaha. 15, Jeff Kuhman, LB, Vermont. 16, Adin Brown, LB, William & Mary. 17, Steve Grady, RB, So. California.

**1969**—2, Grady Cavness, DB, Texas-El Paso. 3, Bill Thompson, DB, Maryland St. 4a, Mike Schnitker, LB, Colorado (From Boston thru K.C.). 4b, Edward Hayes, DB, Morgan St. 5, Frank Quayle, RB, Virginia. 6a, (Buf.), Wandy Williams, RB, Hofstra. 6b, Mike Coleman, RB, Tampa. 7, Al Giffin, TE, Auburn. 9, Henry Jones, RB, Grambling. 10, Jim Smith, DB, Utah St. 11, Alan Pastrana, QB, Maryland. 12, Wes Plummer, DB, Arizona St. 13, John Sias, SE, Georgia Tech. 14, Gary Crane, LB, Arkansas St. 15, Errol Kahoun, G, Miami (O.). 16, Billy Woods, DB, No. Texas St. 17, Buster O'Brien, QB, Richmond.

**1970**—1, Bob Anderson, RB, Colorado. 2, Alden Roche, DE, Southern. 3, John Kohler, T, South Dakota. 4, Jerry Hendren, WR, Idaho. 5, Bill McKoy, LB, Purdue. 6, John Mosier, TE, Kansas. 7, R. Montgomery, CB, Weber St. 8, (KC), L. Porter, RB, Southern. 9, D. Washington, LB, Alcorn A&M. 10, M. Fullerton, DT, Tuskegee Inst. 11, Cleve Bryant, DB, Ohio University. 12, Greg Jones, RB, Wisconsin St. 13, Jim McKoy, CB, Parsons College. 14, Jeff Slipp, LB, Brigham Young. 15, Maher Barakat, K, So. Dakota Tech. 16, Bob Stewart, QB, Northern Ariz. 17, Frank Kalfoss, K, Montana St.

**1971**—1, M. Montgomery, OT, So. California. 2, Dwight Harrison, WR, Texas A&I. 4a, Lyle Alzado, DE, Yankton Col. 4b, C. Johnson, CB, Alcorn A&M. 6, Howard Phillips, C, Michigan St. 7, Doug Adams, CB, Ohio St. 8, Tom Beard, LB, Michigan St. 9, John Handy, LB, Purdue. 10, Carlis Harris, WR, Idaho St. 11, Roger Roitsch, DT, Rice. 12, Floyd Franks, WR, Mississippi. 13, Craig Blackford, QB, Evansville. 14, Tommy Lyons, C, Georgia. 15, Lawrence James, RB, Norfolk St. 16, Steve Thompson, DT, Minnesota. 17, Jack Simcsak, P-K, Virginia Tech.

**1972**—1, Riley Odoms, TE, Houston. 3, Bill Phillips, LB, Arkansas St. 4, (Minn.), Tom Graham, LB, Oregon. 5, (Phila.), Jim Krieg, WR, Washington. 8, Ronnie Estay, LB, LSU. 9, Floyd Priestner, DB, Boston U. 10, Richard Wilkins, DE, Maryland St. 11, Larry Brunson, WR, Colorado. 12, R. McDougall, DB, Weber St. 13, Bob Warner, RB, Bloomsburg St. 14, Jerome Kundich, G, UTEP. 15, Skip Parmenter, DT, Massachusetts. 16, Tom Bougas, RB, Boston College. 17, Lou Harris, RB, Southern California.



## MAJOR TRADES

**1973**—1, Otis Armstrong, RB, Purdue. 2, Barney Chavous, DE, S. Carolina St. 3a, Paul Howard, OG, Brigham Young. 3b, John Wood, DT, LSU. 4, Tom Jackson, LB, Louisville. 5, Charles McTorry, DB, Tennessee St. 7a, Mike Askea, OT, Stanford. 7b, John Grant, DE, So. California. 9, Lyle Blackwood, DB, Texas Christian. 10, Al Marshall, WR, Boise State. 11, Elton Brown, DT, Utah State. 12, Jim O'Malley, LB, Notre Dame. 13a, Ed Smith, DE, Colorado Col. 13b, Ed White, RB, Tulsa. 14, John Hufnagel, QB, Penn State. 15, Calvin Jones, DB, Washington. 16a, Oliver Ross, RB, Alabama A&M. 16b, Ken Muhlbeier, C, Idaho State. 17, Kenneth Morgan, TE, Elon College.

**1974**—1, Randy Gradishar, LB, Ohio State. 2, Carl Wafer, DT, Tenn. State. 3, Claudie Minor, T, San Diego St. 4, Ozell Collier, CB, Colorado. 6a, John Winesberry, WR, Stanford. 10, Charlie Johnson, CB, Southern. 11, Steve Buchanan, RB, Holy Cross. 12, Larry Cameron, LB, Alcorn A&M. 13, John Clerkley, DT, Fort Valley St. 14, Rich Marks, DS, No. Illinois. 15, Piel Pennington, QB, U. of Mass. 16, Darrell Austin, T, So. Carolina. 17, Boyd Brown, TE, Alcorn A&M.

**1975**—1, Louis Wright, CB, San Jose St. 2, Charlie Smith, DE, N. Carolina Cen. 3a, (N.Y.G.), Mike Francowiak, QB-KS, Central Mich. 3b, Drew Mahalic, LB, Notre Dame. 4a, (KC) Steve Taylor, DB, Georgia. 4b, Rick Upchurch, WR-Spec., Minnesota. 5a, Stan Rogers, T, Maryland. 5b, Rubin Carter, DT, Miami (Fla.). 8, Steve Foley, S-QB, Tulane. 9, Russell Williams, DB, Arizona. 10, (KC), Hank Englehardt, C, Pacific. 10, Steve Haggerty, WR, Nev.-Las Vegas. 12, Harry Walters, LB, Maryland. 13, Eric Penick, RB, Notre Dame. 14, Jerry Arnold, G, Oklahoma. 15, Ken Shelton, TE, Virginia. 16, Bubba Bridges, DT, Colorado. 17, Lester Sherman, Ret. Spec., Albany St.

**1976**—1, Tom Glassic, G, Virginia. 2, Kurt Knoff, S, Kansas. 4, Craig Penrose, QB, San Diego St. 5, Lonnie Perrin, RB, Illinois. 8, James Betterson, RB, North Carolina. 9a, Jim Czirr, C, Michigan. 9b, (St. Louis), Jim Lisko, LB, Arkansas St. 10, Art Gilliam, DE, Grambling. 11, Greg Pittman, LB, Iowa St. 12, Randy Moore, DT, Arizona St. 13, Donnie McGraw, CB, Houston. 14, Larry Evans, LB, Mississippi Col. 15, Wilbur Summers, KS, Louisville. 16, John Huddleston, LB, Utah. 17, Randy Cozens, LB, Pittsburgh.

**1977**—1, Steve Schindler, G, Boston College. 2, Rob Lytle, RB, Michigan. 4, Bill Bryan, C, Duke. 7, Larry Swider, P, Pittsburgh. 8, Calvin Culliver, RB, Alabama. 9, Charles Jackson, NT, Washington. 10, Orna Middlebrook, WR, Arkansas state. 11, Phil Heck, LB, California. 12, Scott Levenhagen, TE, Western Illinois.

**1978**—1, Don Latimer, DT, Miami (Fla.). 2, Bill Gay, TE, USC. 8, Frank Smith, OT, Alabama A&M. 10, Vince Kinney, WR, Maryland. 11, Lacy Brumley, OT, Clemson.

**1979**—1, Kelvin Clark, T, Nebraska. 3, Bruce Radford, DE, Grambling. 4, Charles Jefferson, DB, McNeese State. 5, Rick Leach, QB, Michigan. 6, Jeff McIntyre, LB, Arizona State. 7, Luke Prestridge, P, Baylor. 9, Charley Taylor, WR, Rice. 11, Zachary Dixon, RB, Temple. 12, David Jacobs, K, Syracuse.

**1980**—2, Rulon Jones, DE, Utah State. 3, Larry Carter, DB, Kentucky. 4, Rick Parros, RB, Utah State. 5a, Mike Harden, S, Michigan. 5b, Laval Short, NT, Colorado. 6, Keith Bishop, G, Baylor. 7, John Havekost, G, Nebraska. 8, Don Coleman, WR, Oregon. 9, Greg Bracelin, LB, California. 10, Virgil Seay, Ret. Spec., Troy State. 11, Phil Farris, WR, North Carolina.

**1981**—1, Dennis Smith, S, Southern California. 2, Clay Brown, TE, Brigham Young. 4, Mark Herrmann, QB, Purdue. 5, Ken Lanier, T, Florida State. 6, Alvin Lewis, RB, Colorado State. 7, Steve Busick, LB, Southern California. 9, Rusty Olsen, DE, Washington. 11, Pat Walker, WR, Miami (Fla.). 12a, John Hankerd, LB, Notre Dame. 12b, Mandel Robinson, RB, Wyoming.

**1982**—1, Gerald Willhite, RB, San Jose State. 2, Orlando McDaniel, WR, Louisiana State. 4, Dan Plater, WR, Brigham Young. 5, Sammy Winder, RB, Southern Mississippi. 7, Alvin Ruben, DE, Houston. 9, Keith Uecker, T, Auburn. 10, Ken Woodard, LB, Tuskegee Institute. 11, Stuart Yatsko, G, Oregon. 12, Brian Clark, G, Clemson.

**1983**—1, Chris Hinton, G, Northwestern. 2, Mark Cooper, T, Miami (Fla.). 3, Clinton Sampson, WR, San Diego State. 5a, Weedy Harris, LB, Houston. 5b, Bruce Baldwin, CB, Harding. 6, Victor Hefflin, CB, Delaware State. 7, Myron Dupree, CB, North Carolina Central. 8, Gary Kubiak, QB, Texas A & M. 9, Brian Hawkins, CB, San Jose State. 10, Walt Bowyer, DE, Arizona State. 11, Don Bailey, C, Miami (Fla.). 12, Karl Mecklenburg, NT/DE, Minnesota.

**1984**—2, Andre Townsend, NT/DE, Mississippi. 3, Tony Lilly, S, Florida. 4, Randy Robbins, CB, Arizona. 6, Aaron Smith, LB, Utah State. 7, Clarence Kay, TE, Georgia. 8a, Winford Hood, G, Georgia. 8b, Scott Garnett, NT, Washington. 9, Chris Brewer, RB, Arizona. 10, Bobby Micho, TE, Texas. 11, Gene Lang, RB, Louisiana State. 12, Murray Jarman, WR, Clemson.

## 1984

Obtained WR Dave Logan from Cleveland in exchange for 4th-1984.  
Obtained QB Scott Brunner from New York Giants in exchange for 4th-1984.

Obtained 4th-1984 (Robbins) and conditional undisclosed future draft choice from Tampa Bay in exchange for QB Steve DeBerg.  
Obtained TE Eason Ramson from San Francisco in exchange for 5th-1984.  
Obtained LB Stan Blinka from New York Jets in exchange for 6th-1985.

## 1983

Obtained rights to QB John Elway from Baltimore for 1st-1983 (Chris Hinton), 1st-1984, and QB Mark Herrmann.

## 1982

Obtained 4th-1984 from New Orleans in exchange for T Kelvin Clark.  
Obtained linebacker Robert L. Jackson from Cleveland for 6th-1982.  
Obtained 4th-1982 (Plater) from Buffalo Bills in exchange for switching positions in first round of 1982 draft.

## 1981

Obtained QB Steve DeBerg from San Francisco for 4th-1983.  
Obtained WR Wade Manning from Buffalo for 8th-1982.  
Obtained future undisclosed draft choice from New Orleans for LB Rob Nairne.  
Obtained RB Tony Reed from Kansas City for 3rd-1981 and 4th-1982.

## 1980

Obtained WR Emery Moorehead from New York Giants for 8th-1981.  
Obtained RB Don Hardeman from Baltimore for 12th-1980.  
Obtained CB Perry Smith from St. Louis for 8th-1980 and 10th-1981.  
Obtained RB Lawrence McCutcheon from Los Angeles for 3rd-1982.  
Obtained QB Matt Robinson from New York Jets for 1st-1980, 2nd-1980, and QB Craig Penrose.

## 1979

Obtained 8th-1980 (Coleman) from Baltimore for P Bucky Dilts.  
Obtained 2nd-1980 (Jones) and 5th-1980 (Short) and 3rd-1981 (traded to Kansas City) for DE Lyle Alzado.

## 1978

Obtained OT Tom Neville from New England for 10th-1979.  
Obtained DB Charlie West and 6th-1979 (McIntyre) for TE Bill Gay.  
Obtained future undisclosed draft choice from Detroit for center Mike Montler.

## 1977

Obtained RB Jim Jensen from Dallas for 6th-1979.  
Obtained OT Andy Maurer from San Francisco for 9th-1978.  
Obtained C Mike Montler from Buffalo for 2nd-1979.  
Obtained DB Bernard Jackson from Cincinnati for 3rd-1978 and 7th-1978.  
Obtained QB Craig Morton from the New York Giants for QB Steve Ramsey and 5th-1978.

## 1976

Obtained LB Godwin Turk from New York Jets for 5th-1977.  
Obtained OT Bill Bain from Green Bay for 3rd-1977.  
Obtained 9th-1976 (Likso) from St. Louis for DB Jeff Severson.

## 1975

Obtained DB Jeff Severson from Houston for 7th-1976.  
Obtained past considerations from Kansas City for TE Billy Masters.  
Obtained C Phil Olsen from Los Angeles for WR Otto Stowe and 3rd-1976 and 6th-1977.  
Obtained DB Clarence Ellis from Atlanta for DB Charles Greer, WR Jerry Simmons and 6th-1976.  
Obtained DT Greg Marx and 5th-1975 (Rogers) from Atlanta for OG Larron Jackson.

## 1974

Obtained 4th-1975 (Taylor) from Kansas City for LB Tom Graham.  
Obtained 10th-1975 (Englehardt) from Kansas City for OT Tom Drougas.  
Obtained 3rd-1975 (Frackowiak) from New York Giants for RB Joe Dawkins.  
Obtained RB Jon Keyworth from Washington for 6th-1975 and 11th-1975.  
Obtained DB John Rowser from Pittsburgh for 6th-1974 and 9th-1974.

## 1973

Obtained LB Ray May from Baltimore for 3rd-1974 and 8th-1974.  
Obtained DB Dale Hackbart from St. Louis for 10th-1974.  
Obtained LB Bill Laskey from Baltimore for 7th-1974.  
Obtained WR Gene Washington from Minnesota for WR Rod Sherman and 5th-1974.

## 1972

Obtained 3rd-1974 (Minor) and 6th-1974 (traded to Pittsburgh) from Cleveland for QB Don Horn.  
Obtained WR Haven Moses from Buffalo for WR Dwight Harrison.  
Obtained 3rd-1973 (Howard) from Cleveland for DE Rich Jackson.  
Obtained C Bobby Maples from Pittsburgh for 6th-1973.  
Obtained OT Rick Sharp from Pittsburgh for 8th-1973.  
Obtained DE-OT Lloyd Voss from Pittsburgh for 5th-1973.  
Obtained QB Charley Johnson from Houston for 3rd-1973.  
Obtained RB Eddie Ray and 3rd-1973 (Wood) from San Diego for DT Dave Costa.  
Obtained 7th-1973 (Grant) from Baltimore for TE John Mosier.  
Obtained LB Al Andrews from Buffalo for LB Dave Washington.  
Obtained 5th-1973 (traded to Pittsburgh) from New Orleans for LB John Huard.

## 1971

Obtained RB Joe Dawkins from Houston for RB Dickie Post.  
Obtained OG Larron Jackson and 5th-1972 from Houston for DB Cleophus Johnson.  
Obtained LB Olen Underwood from Houston for OG Bob Young.  
Obtained 5th-1972 (Krieg) from Philadelphia for QB Pete Liske.  
Obtained RB Dickie Post from San Diego for 2nd-1972.  
Obtained QB Steve Ramsey from New Orleans for 4th-1972.  
Obtained OT Roger Shoals from Detroit for LB Carl Cunningham.  
Obtained QB John Stofa from Miami for 7th-1972.  
Obtained DB Butch Byrd from Buffalo for 5th-1972.  
Obtained DB Leroy Mitchell from Houston for DB John Charles.  
Obtained DB John Charles and 4th-1972 (Graham from Minnesota for WR Al Denson.  
Obtained QB Don Horn from Green Bay for DE Alden Roche and exchange of first round positions in 1972 draft.  
Obtained K Jim Turner from New York Jets for K Bobby Howfield.

## 1970

Obtained DB Cornell Gordon from New York Jets for DB Gus Hollomon.  
Obtained TE Jim Whalen from Boston for TE Tom Beer.  
Obtained DB Paul Martha from Pittsburgh for C Walter Highsmith and OT Wallace Dickey.  
Obtained RB Booker Edgerson from Buffalo for 5th-1972.  
Obtained FB Willis Crenshaw from St. Louis for 3rd-1971.  
Obtained TE Billy Masters from Buffalo for 5th-1971.  
Obtained 8th-1971 (Beard) from Houston for RB Tom Smiley.  
Obtained 4th-1971 (Alzado) from Boston for K Charlie Gogolak.

## 1969

Obtained RB Tom Smiley from Cincinnati for WR Eric Crabtree.  
Obtained OT Walt Barnes from Kansas City for 8th-1970.

## 1968

Obtained a future draft choice from the New York Jets for DB Nemiah Wilson, later cancelled when Wilson was cut by the Jets.  
Obtained 4th-1969 (Schnitker) from Kansas City for DT Curley Culp.  
Obtained 3rd-1968 (Vaughan) from Kansas City for DB Goldie Sellers.  
Obtained 4th-1968 from Kansas City for RB Wendell Hayes.  
Obtained 6th-1969 (Williams) from Buffalo for RB Charlie Mitchell.

## 1967

Obtained QB Steve Tensi for 1st-1968 and 1st-1969.  
Obtained OG Dick Tyson, LB Ray Scmaultz, DE Rich Jackson from Oakland for WR Lionel Taylor and C Jerry Sturm.  
Obtained RB Cookie Gilchrist, QB George Wilson, OG Ernie Park, and DE Earl Faison from Miami for DE Dan LaRose, LB Jerry Hopkins RB Abner Haynes, and 6th-1968.  
Obtained WR Bill Cronin from Miami for DT Ray Jacobs.  
Obtained DT Dave Costa from Buffalo for 4th-1968.  
Obtained DT Rex Mirich and draft choice from Oakland for DB Willie Brown and QB Mickey Slaughter.

## 1966

Obtained 3rd-1967 (Current) and 5th-1967 (Lynch) from Miami for RB Cookie Gilchrist.  
Obtained LB Archie Matsos from Oakland for RB Hewritt Dixon.

## 1965

Obtained RB Cookie Gilchrist from Buffalo for RB Billy Joe.  
Obtained RB Abner Haynes from Kansas City for LB Jim Fraser.

## 1964

Obtained DT Stan Fanning and draft choice from Oakland for RB Gene Mingo.  
Obtained QB Jacky Lee for two years use from Houston for 1st-1965 and DT Bud McFadin.  
Obtained LB Marv Matuszak and DB Billy Atkins from Buffalo for C Walt Cudzik.  
Obtained DT-K Dick Guesman, DE Ed Cooke, DT Charlie Janerette, OG Sid Fournet and LB Jim Price from New York Jets for DB Bob Zeman, LB Wahoo McDaniel, WR Gene Prebola and DT Gordy Holz.

## 1962

Obtained RB Bo Dickinson from Dallas for OB Carl Larpenner.  
Obtained HB Bob Scarpitto, DB Bob Zeman and OE Luther Hayes from San Diego for cash.

## 1960

Obtained DB Goose Gonsoulin from Dallas for FB Jack Spikes.

## EQUALIZATION, EXPANSION DRAFTS

**1976**—Expansion Draft: Broncos lost OT Mike Current and DT Bubba Bridges to Tampa Bay and DB Steve Taylor to Seattle.

**1968**—Expansion Draft: Broncos lost RB Cookie Gilchrist, OG Pat Matson, LB Henry Sorrell, RB Mike Kellogg and DB Lonnie Wright to Cincinnati.

**1966**—Expansion Draft: Broncos lost LB Tom Erlandson, DE Ed Cooke, OG Tommy Nomina and DB John McGeever to Miami.

**1962**—AFL Equalization Draft: Broncos obtain OG John Denvir from San Diego, OE Jerry Richardson from San Diego, QB Richie Lucas from Buffalo, DT Ike Lassiter from Dallas and HB Charles Bolden from Houston.

## ALL-TIME ROSTER

Bob Adams	TE	Pacific	1975
Kenneth M. Adamson	G	Notre Dame	1960-62
Steve Alexakos	G	San Jose State	1970
Ted Afflen	RB	Springfield College	1969
Elihu (Buddy) Allen	HB	Utah State	1961
Donald R. Allen	FB	Texas	1960
Henry Allison	T	San Diego State	1977
Vaughn S. (Buddy) Alliston	LB	Mississippi	1960
Lyle Alzado	DE	Yankton College	1971-78
David R. Ames	HB	Richmond	1961
Robert Anderson	HB	Colorado	1970-73
Lou Andrus	LB	Brigham Young	1967
Otis Armstrong	RB	Purdue	1973-80
LeFrancis Arnold	G-C	Oregon	1974
Mike Askea	T	Stanford	1973
Billy Atkins	DB	Auburn	1964
Frank Atkinson	DE	Stanford	1964
George Atkinson	S	Morris Brown	1979
Jay Backman	C	Cincinnati	1968-71
Bill Bain	T	So. California	1976, 1978
Jerry Baker	T	Tulane	1983
Ernie Barnes	G	No. Carolina Col.	1963-64
Walter Barnes	DE	Nebraska	1969-71
Dean Barnett	TE	Nevada (L.V.)	1983
Odell Barry	HB	Findlay	1964-65
James Barton	C	Marshall	1961-62
Rick Baska	LB	UCLA	1976-77
Norman Bass	DB	Pacific	1964
Tom Beer	TE	Houston	1967-69
Dave Behrman	C	Michigan State	1967
Henry Bell	HB	No college	1960
Frank Bernardi	DB	Colorado	1960
Lee Bernet	T	Wisconsin	1965-66
Keith Bishop	C-G	Baylor	1980, 1982-83
Gordon Bowdell	WR	Michigan State	1971
Walt Bowyer	DE	Arizona St.	1983
Greg Boyd	DE	San Diego State	1980-82
Greg Bracelin	LB	California	1980
Phil Brady	S	Brigham Young	1969
John Bramlett	LB	Memphis State	1965-66
Don Breaux	QB	McNeese State	1963
Bob Breitenstein	T	Tulsa	1965-67
Marlin Briscoe	QB	Omaha	1968
John W. (Red) Brodnax	FB	Louisiana State	1960
Boyd Brown	TE	Alcorn A&M	1974-76
Clay Brown	TE	Brigham Young	1983
Hardy Brown	LB	Tulsa	1960
Ken Brown	C	New Mexico	1979
Willie Brown	DB	Grambling	1963-66
Sam Brunelli	G	Colorado St. Col.	1966-71
Larry Brunson	WR	Colorado	1980
Bill Bryan	C	Duke	1977-83
Tom Buckman	TE	Texas A&M	1969
Fred Bukaty	FB	Kansas	1961
Bobby Burnett	RB	Arkansas	1969
George Burrell	S	Pennsylvania	1969
Steve Busick	LB	Southern California	1981-83
Gerry Bussell	DB	Georgia Tech	1965
Bill Butler	LB	San Fernando Valley	1970
George (Butch) Byrd	DB	Boston University	1971
Carter Campbell	DE	Weber State	1971
Larry Canada	FB	Wisconsin	1978-79, 1981
Albert R. Carmichael	HB	So. California	1960-61
Paul Carmichael	HB	El Camino JC	1965
Don Carothers	E	Bradley	1960
Kenneth L. Carpenter	E	Oregon State	1960
Rubin Carter	DT	Miami (Fla.)	1975-83
Tim Casey	LB	Oregon	1969
John E. Cash	E	Allen	1961-62
Tom Cassese	DB	C. W. Post	1967
Grady Cavness	CB	Texas-El Paso	1969
Barney Chavous	DE	So. Carolina State	1973-83
Max Choboian	QB	San Fernando State	1966
Tom Cichowski	T	Maryland	1979-81
Ralph Cindrich	LB	Pittsburgh	1974
Brian Clark	T	Clemson	1982

## ALL-TIME ROSTER (Continued)

Kelvin Clark	T	Nebraska	1979-81
Don Coffey	E	Memphis State	1963
Steve Coleman	DE	Delaware State	1974
Darren Comeaux	LB	Arizona State	1982-83
Ed Cooke	DE	Maryland	1964-65
Mark Cooper	G	Miami (Fla.)	1983
Dave Costa	DT	Utah	1967-71
Bill Cottrell	G	Delaware Valley	1972
Larry Cox	DT	Abilene Christian	1966-68
Eric Crabtree	FL	Pittsburgh	1966-68
Gary Crane	LB	Arkansas State	1969
Willis Crenshaw	FB	Kansas State	1970
Ken Criter	LB	Wisconsin	1969-74
Ed Cummings	LB	Stanford	1965
Carl Cunningham	LB	Houston	1967-70
Mike Current	T	Ohio State	1967-75
Eldon V. Danenhauer	T	Pittsburg (Kan.)	1960-65
William A. Danenhauer	E	Emporia College	1960
Dick Davis	RB	Nebraska	1970
Jack T. Davis	T	Arizona	1960
Marvin Davis	DT	Wichita State	1966
Joe Dawkins	RB	Wisconsin	1971-73
Albert E. Day	T	Eastern Michigan	1960
Steve DeBerg	QB	San Jose State	1981-83
Rick Dennison	LB	Colorado State	1982-83
Al Denson	FL	Florida A&M	1964-70
John Denvir	G	Colorado	1962
Wallace Dickey	T	S.W. Texas State	1968-69
Richard L. (Bo) Dickinson	FB	So. Mississippi	1962-63
Doug (Bucky) Dilts	P	Georgia	1977-78
Hewitt Dixon	FB-TE	Florida A&M	1963-65
Zachary Dixon	RB	Temple	1979
Joe DiVito	QB	Boston College	1968
Jack Dolbin	WR	Wake Forest	1975-79
Tom Domres	DT	Wisconsin	1971-72
Richard A. (Skip) Doyle	HB	Ohio State	1960
Tom Drougas	T	Oregon	1974
Rick Duncan	K	Eastern Montana	1967
Myron Dupree	CB	N.C. Central	1983
Pete Duranko	DE	Notre Dame	1967-70, 72-74
Booker Edgersen	CB	Western Illinois	1970
Ron Egloff	TE	Wisconsin	1977-83
Jim Elfrid	LB	Colorado State	1961
John Elway	QB	Stanford	1983
John Embree	WR	Compton JC	1969-70
George Hunter Enis	QB	Texas Christian	1962
John P. Epperson	E	Adams State	1960
Thomas D. Erlandson	LB	Washington State	1962-65
Mike Ernst	QB	Cal-Fullerton	1972
Terry Erwin	HB	Boston College	1968
Jay Dale Evans	HB	Kansas City	1961
Larry Evans	LB	Mississippi College	1976-82
Stan Fanning	DE	Idaho	1964
Miller Farr	DB	Wichita State	1965
Billy Ray Fletcher	E	Memphis State	1966
Steve Foley	DB	Tulane	1976-83
Garrett Ford	FB	West Virginia	1968
Fred Forsberg	LB	Washington	1968, 70-73
Jason Franci	E	Santa Barbara	1966
Mike Franckowiak	RB	Central Michigan	1975-76
James G. Fraser	LB-P	Wisconsin	1962-64
Al Frazier	HB	Florida A&M	1961-63
George Gaiser	T	Southern Methodist	1968
Bob Gaiters	HB	New Mexico State	1963
Drake Garrett	DB	Michigan State	1968-70
Charles E. Gavin	DE	Tennessee State	1960-63
Bob Geddes	LB	UCLA	1972
Jack Gehrke	WR	Utah	1971
Cookie Gilchrist	FB	No college	1965, 1967
Scotty Glacken	QB	Duke	1966-67
Glenn Glass	DB	Tennessee	1966
Tom Glassic	G	Virginia	1976-83
George Goeddeke	G	Notre Dame	1967-72
Austin (Goose) Gonsoulin	DB	Baylor	1960-66
John Gonzaga	G	No college	1966



# ALL-TIME ROSTER (Continued)

Brian Goodman	G	UCLA	1975
Harvey Goodman	G	Colorado	1976
Cornell Gorden	CB	No. Carolina A&T	1970-72
Randy Gradishar	LB	Ohio State	1974-83
Tom Graham	LB	Oregon	1972-74
John Grant	DT-DE	So. California	1973-79
Charles Greer	DB	Colorado	1968-74
James D. Greer	E	Elizabeth, N.C. State	1960
John Griffin	HB	Memphis State	1964-66
Bill Groman	HB-E	Heidelberg	1963
Dick Guesman	T-K	West Virginia	1964
Donald Gulseth	LB	North Dakota	1966
Melwood N. (Buzz) Guy	G	Duke	1961-62
Dale Hackbart	S	Wisconsin	1973
Mike Haffner	E	UCLA	1968-70
Steve Haggerty	DB	Colorado	1975
Wayne Hammond	DT	Montana State	1976
Billy Hardee	DB	Virginia Tech	1976
Mike Harden	S	Michigan	1980-83
Tony Harris	WR	Toledo	1972
Dwight Harrison	WR	Texas A&I	1971-72
Maurice Harvey	DB	Ball State	1978, 1980
Johnny Ray Hatley	T	Sul Ross State	1960
Arthur A. Hauser	T	Xavier	1961
Wendell Hayes	HB	Humboldt State	1965-67
Abner Haynes	HB	North Texas State	1965-66
Alfred Haywood	RB	Bethune-Cookman	1975
Jerry Hendren	WR	Idaho	1970
Gary Henson	E	Colorado	1964
Lonnie Hepburn	CB	Texas Southern	1974
George W. Herring	QB-P	So. Mississippi	1960-61
Mark Herrmann	QB	Purdue	1981-82
Bo Hickey	FB	Maryland	1967
Walter Highsmith	C	Florida A&M	1968-69
Jack Hill	HB	Utah State	1961
George Hoey	DB	Michigan	1975
John Hoffman	DE	Hawaii	1972
John Hohman	G	Wisconsin	1965-66
Gus Holloman	DB	Houston	1968-69
Shawn Hollingsworth	T	Angelo St.	1983
Gordon Holz	DT	Minnesota	1960-63
Jerry Hopkins	LB	Texas A&M	1963-66
Don Horn	QB	San Diego State	1971-72
Paul Howard	G	Brigham Young	1973-75, 1977-83
Bobby Howfield	K	No college	1968-70
John Huard	LB	Maine	1967-69
Robert Hudson	LB	Clemson	1960-61
John Hufnagel	QB	Penn State	1974-75
Bob Humphreys	K	Wichita State	1967-68
Glenn Hyde	G-T	Pittsburgh	1976-81
Martin Imhof	DE	San Diego State	1976
Jerry Inman	DT	Oregon	1966-71, 73
Bernard Jackson	DB	Washington State	1977-80
Larron Jackson	G	Missouri	1971-74
Richard Jackson	DE	Southern	1967-72
Roger Jackson	DB	Bethune-Cookman	1982-83
Tom Jackson	LB	Louisville	1973-83
Frank Jackunas	C	Detroit	1963
Ray Jacobs	DT	Howard Payne	1963-66
Charlie Janerette	DT	Penn State	1964-65
Tom Janik	DB-P	Texas A&I	1963-64
Pete Jaquess	DB	E. New Mexico	1967-70
Jim Jensen	RB	Iowa	1977, 1979-80
William Jessup	E	Southern California	1960
Eugene Jeter	LB	Arkansas AM&N	1965-67
William (Billy) Joe	FB	Villanova	1963-64
Charley Johnson	QB	New Mexico State	1972-75
Calvin Jones	CB	Washington	1973-76
Henry Jones	RB	Grambling	1969
Jimmy Jones	WR	Wisconsin	1968
Rulon Jones	DE	Utah State	1980-83
Larry Jordan	E-LB	Youngstown	1962-64
Donald G. Joyce	E	Tulane	1962

# ALL-TIME ROSTER (Continued)

Larry Kaminski	C	Purdue	1966-73
Bob Kampa	DT	California	1974
Rich Karlis	K	Cincinnati	1982-83
Bill Keating	DT	Michigan	1966-67
Mike Kellogg	FB	Santa Clara	1966-67
Jon Keyworth	RB	Colorado	1974-80
Jim Kiick	RB	Wyoming	1976-77
Donald W. King	E	Kentucky	1960
Vince Kinney	WR	Maryland	1978-79
Jeff Knapple	QB	Northern Colorado	1980
Robert E. Konovsky	E	Wisconsin	1961
Jim Krieg	WR	Washington	1972
Gary Kroner	K	Wisconsin	1965-67
Ray Kubala	C	Texas A&M	1964-67
Gary Kubiak	QB	Texas A&M	1983
Frank W. Kuchta	C	Notre Dame	1960
Aaron Kyle	DB	Wyoming	1980-82
Ron Lamb	FB	South Carolina	1968
Gordon Lambert	LB	Tennessee-Martin	1968-69
Patsy C. Lamberti, Jr.	LB	Richmond	1961
Ken Lanier	T	Florida State	1981-83
Dan LaRose	DE	Missouri	1966
Carl James Larpenter	G	Texas	1960-61
Bill Larson	TE	Colorado State	1980
Bill Laskey	LB	Michigan	1973-74
Isaac T. Lassiter	E	St. Augustine	1962-64
Kit Lathrop	DE	Arizona State	1979
Don Latimer	DT	Miami (Fla.)	1978-83
Jim Leclair	QB	C. W. Post	1967-68
Roger LeClerc	C	Trinity (Conn.)	1967
Jacky Lee	QB	Cincinnati	1964-65
Max Leetow	DE	Idaho	1965-66
Mike Lemon	LB	Kansas	1975
Jack Lentz	S	Holy Cross	1967-68
Darrell Lester	FB	McNeese State	1965-66
Herman Lewis	DE	Virginia Union	1968
Hub Lindsey	HB	Wyoming	1968
Pete Liske	QB	Penn State	1969-70
Floyd Little	HB	Syracuse	1967-75
Tommy Luke	LB	Mississippi	1968
Fran Lynch	HB	Hofstra	1967-75
Tom Lyons	G	Georgia	1971-76
Rob Lytle	TE/RB	Michigan	1977-83
Ernest G. (Pete) Mangum	LB	Mississippi	1960
Wade Manning	WR	Ohio State	1981-82
Brisen Manor	DE	Arkansas	1977-83
Bobby Maples	C	Baylor	1972-78
Charles E. Marshall	HB	Oregon State	1962
Paul Martha	S	Pittsburgh	1970
Billy Masters	TE	LSU	1970-74
Pat Matson	G	Oregon	1966-67
Archie Matsos	LB	Michigan State	1966
Jack Mattox	T	Fresno State	1961-62
Marv Matuszak	LB	Tulsa	1964
Andy Maurer	T	Oregon	1977
Ray May	LB	So. California	1973-75
Brendan McCarthy	FB	Boston College	1968-69
John McCormick	QB	Massachusetts	1963, 65-66, 68
Robert V. McCullough	G	Colorado	1962-65
Lawrence McCutcheon	RB	Colorado State	1980
Ed (Wahoo) McDaniel	LB	Oklahoma	1961-63
Orlando McDaniel	WR	Louisiana State	1982
Lewis B. (Bud) McFadin	DT	Texas	1960-63
John McGeever	DB	Auburn	1962-65
Bill McKoy	LB	Purdue	1970-72
James R. McMillin	DB	Colorado State	1960-62, 1964-65
Robert McNamara	HB	Minnesota	1960-61
Karl Mecklenburg	DE	Minnesota	1983
Mark Merrill	LB	Minnesota	1981-82
Eugene Mingo	HB-K	No college	1960-64
Claudia Minor	T	San Diego State	1974-82
Tommy Earl Minter	HB	Baylor	1962
Rex Mirich	DE	Northern Arizona	1967-69
Alvin Mitchell	S-WR	Morgan State	1970
Charlie Mitchell	HB	Washington	1963-67
Leroy Mitchell	CB	Texas Southern	1971-73

## ALL-TIME ROSTER (Continued)

Marv Montgomery	T	So. California	1971-76
Randy Montgomery	CB	Weber State	1971-73
Mike Montler	C	Colorado	1977
Alex Moore	HB	Norfolk State	1968
Bob Moore	TE	Stanford	1978
Leroy Moore	DE	Fort Valley (Ga.)	1964-65
Randy Moore	DT	Arizona State	1976
Emery Moorehead	WR-RB	Colorado	1980
Craig Morton	QB	California	1977-82
Haven Moses	WR	San Diego State	1972-81
John Mosier	TE	Kansas	1971
Bobby Moten	TE	Bishop College	1968
Wilbur Myers	S	Delta State	1983
Jesse Myles	RB	Louisiana State	1983
Chip Myrtle	LB	Maryland	1967-72
Rob Nairne	LB	Oregon State	1977-80
Tom Neville	T	Mississippi State	1978
Ron Nery	E	Wisconsin	1963
Lee (Mike) Nichols	C	Arkansas A&M	1960-61
John Nocera	LB	Iowa	1963
Tom Nomina	T	Miami (Ohio)	1963-65
Ben Norman	RB	Colorado State	1980
Philip H. Nugent	HB	Tulane	1961
Tom Oberg	S	Portland State	1968-69
Riley Odoms	TE	Houston	1972-83
Phil Olsen	C	Utah State	1975-76
Harold Olson	T	Clemson	1963-64
John Olszewski	FB	California	1962
Jim O'Malley	LB	Notre Dame	1973-75
Chris Pane	DB	Chico State	1976-79
Ernie Park	G	McMurry State	1967
Charlie Parker	G	So. Mississippi	1965
Don Parish	LB	Stanford	1972
Rick Parros	RB	Utah State	1981-83
Al Pastrana	QB	Maryland	1969-70
Craig Penrose	QB	San Diego State	1976-79
James W. Perkins	T	Colorado	1962-64
Lonnie Perrin	RB	Illinois	1976-78
Anton Peters	T	Florida	1963
John Pitts	S	Arizona State	1973-75
Dave Pivec	TE	Notre Dame	1969
Bobby Ply	DB	Baylor	1967
Nathan Poole	RB	Louisville	1982-83
Dickie Post	RB	Houston	1971
Randy Polt	DB	Stanford	1975-77
Eugene Prebora	E	Boston University	1961-63
Steve Preece	S	Oregon State	1972
Dave Preston	HB	Bowling Green	1978-83
Luke Prestridge	P	Baylor	1979-83
James Price	LB	Auburn	1964
Errol Prisyby	DB	Cincinnati	1967
John J. Pyeatt	HB	No college	1960
Frank Quayle	RB	Virginia	1969
Bruce Radford	DE	Grambling	1979
Steve Ramsey	QB	North Texas State	1971-76
Leo T. Reed	T	Colorado State	1961
Tony Reed	RB	Colorado	1981
Randy Rich	DB	New Mexico	1977
Bob Richardson	DB	UCLA	1966
Frank Richter	LB	Georgia	1967-69
Larry Riley	DB	Salem College	1977
Joe Rizzo	LB	Merchant Marines	1974-80
Matt Robinson	QB	Georgia	1980
Alden Roche	DE	Southern University	1970
William E. Roehnell	LB	Bradley	1961-62
Stan Rogers	T	Maryland	1975
David S. Rolle	FB	Oklahoma	1960-61
Albert Romine	HB	Florence State	1960
Oliver Ross	RB	Alabama A&M	1973-75
Tobin Rote	QB	Rice	1966
Justin D. Rowland	HB	Texas Christian	1962
John Rowser	DB	Michigan	1974-76
Jim Ryan	LB	William and Mary	1979-83
Tom Rychlec	E	American International	1963

## ALL-TIME ROSTER (Continued)

George Saines	S	Michigan State	1970-72
Clint Sampson	WR	San Diego State	1983
John Sawyer	TE	So. Mississippi	1983
Ron Sbranti	LB	Utah State	1966
Robert Scarpitto	WR-P	Notre Dame	1962-67
Carl Schaukowitch	G	Penn State	1975
Steve Schindler	G	Boston College	1977-78
Mike Schnitker	G	Colorado	1969-74
John Schultz	WR	Maryland	1976-78
Lew Scott	DB	Oregon State	1966
James H. Sears	HB	So. California	1960-61
Goldie Sellers	DB	Grambling	1966-67
Jeff Severson	DB	Long Beach State	1975
Don Shackelford	G	Pacific	1964
Rick Sharp	T	Washington	1972
George H. Shaw	QB	Oregon	1962
Rod Sherman	WR	Southern California	1972
Roger T. Shoals	T	Maryland	1971
Laval Short	DT	Colorado	1980
Jerry Simmons	WR	Bethune-Cookman	1971-74
Leon Simmons	LB	Grambling	1963
Mike Simone	LB	Stanford	1972-74
Jack M. Simpson	LB	Mississippi	1961
John Sklopan	HB	So. Mississippi	1963
Milton (Mickey) Slaughter	QB	Louisiana Tech	1963-66
Tom Smiley	RB	Lamar Tech	1969
Art Smith	LB	Hawaii	1980
Daniel Eugene Smith	HB	Northeast Oklahoma	1961
Dennis Smith	DB	Southern California	1981-83
Don Smith	G	Florida A&M	1967
Ed Smith	DE	Colorado College	1973-75
Harold Smith	T	UCLA	1960
Hugh B. Smith	E	Kansas	1962
James Smith	S	Utah State	1969
Paul Smith	DT-DE	New Mexico	1968-78
Perry Smith	DB	Colorado State	1980-81
Willie Smith	G	Michigan	1960
Matt Snorton	TE	Michigan State	1964
Roland Solomon	CB	Utah	1981
Henry Sorrell	LB	Chattanooga	1967
Rich Stachowski	DE/NT	California	1983
Jerry N. Stalcup	LB	Wisconsin	1961-62
Bruce Starling	HB	Florida	1963
Larry Steele	P	Santa Rosa	1974
Fred Steinfort	K	Boston College	1979-81
James E. Stinnette	FB-LB	Oregon State	1961-62
Jesse Stokes	DB	Corpus Christi	1968
Don E. Stone	FB	Arkansas	1961-64
Otto Stowe	WR	Iowa State	1974
Robert J. Stransky	HB	Colorado	1960
David Strickland	T-G	Memphis State	1960
Dave Studdard	T-G	Texas	1979-83
Jerry G. Sturm	C-T-G	Illinois	1961-66
Jim Summers	DB	Michigan State	1967
Neal Sweeney	FL	Tulsa	1967
Bob Swenson	LB	California	1975-79, 1981-83
Gene Sykes	DB	Louisiana State	1967
George Tarasovic	DE	Louisiana State	1967
Jerry L. Tarr	E	Oregon	1962
Lionel T. Taylor	E	New Mexico Highlands	1960-66
Steve Tensi	QB	Florida State	1967-70
Jim Thibert	LB	Toledo	1965
Earlie Thomas	DB	Colorado State	1975
J. T. Thomas	S	Florida State	1982
Zach Thomas	WR/PR	S. California State	1983
Arland Thompson	G	Baylor	1980
Bill Thompson	DB	Maryland State	1969-81
Jim Thompson	DT	Southern Illinois	1965
Dave Tobey	LB	Oregon	1968
Jerry Traynham	HB	Southern California	1961
Steve Trimble	DB	Maryland	1981-83
Frank Tripucka	QB	Notre Dame	1960-63
Godwin Turk	LB	Southern Univ.	1976-78
Clem Turner	RB	Cincinnati	1970-72
Jim Turner	K	Utah State	1971-79

Maurice Tyler	S	Morgan State	1973-74
Richard Tyson	G	Tulsa	1967
Keith Uecker	T	Auburn	1982-83
Rick Upchurch	WR	Minnesota	1975-83
Olen Underwood	LB	Texas	1971
Bill Van Heusen	WR-P	Maryland	1968-76
Bob Vaughan	G	Mississippi	1968
Lloyd Voss	T	Nebraska	1972
Bob Wade	CB	Morgan State	1970
Clarence Walker	HB	Southern Illinois	1963
Dave Washington	LB	Alcorn A&M	1971
Dave Washington	E	Southern California	1968
Gene Washington	WR	Michigan State	1973
Steve Watson	WR	Temple	1979-83
Norris Weese	QB	Mississippi	1976-79
Theodore A. Wegert	FB	No college	1961
Bill West	CB	Tennessee State	1972
Charlie West	DB	UTEP	1978-79
Willie West	DB	Oregon	1964
Max Wettstein	E	Florida State	1966
Jim Whalen	TE	Boston College	1970-71
Andre White	TE	Florida A&M	1967
Jim White	DE	Colorado State	1976
Gerald Willhite	RB	San Jose State	1982-83
Harold Williams	HB	Miami (Ohio)	1961
Wandy Williams	RB	Hofstra	1969-70
Nemiah Wilson	DB	Grambling	1965-67
Steve Wilson	CB	Howard	1982-83
Sammy Winder	RB	Southern Mississippi	1982-83
Malcolm Richard Wood	QB	Auburn	1962
Ken Woodard	LB	Tuskegee Institute	1982-83
James Earl Wright	HB	Memphis State	1964
Jim Wright	TE	Texas Christian	1980-83
Lonnie Wright	DB	Colorado State	1966-67
Louis Wright	DB	San Jose State	1975-83
William G. Yelverton	E	Mississippi	1960
Joseph A. Young	E	Arizona	1960-61
Robert Young	G	Howard Payne	1966-70
E. Robert Zeman	DB	Wisconsin	1962-63

### Schools Represented

Colorado 17, Wisconsin 15, Southern California 12, Colorado State 11, Maryland 11, Oregon 11, Michigan State 8, Notre Dame 8, San Diego State 8, Stanford 8, Utah State 8, Baylor 7, Michigan 7, Mississippi 7, Boston College 6, California 6, Louisiana State 6, Southern Mississippi 6, UCLA 6, Arizona State 5, Auburn 5, Cincinnati 5, Florida A&M 5, Houston 5, Minnesota 5, Texas 5, Tulsa 5, Washington 5, Brigham Young 4, Florida State 4, Georgia 4, Kansas 4, Nebraska 4, Ohio State 4, Penn State 4, Pittsburgh 4, Purdue 4, San Jose State 4, Texas A&M 4, Tulane 4, 16 with three each, 35 with two each, 94 with one each. Seven players did not attend college.

### Service

**THIRTEEN YEARS** — Bill Thompson 1969-81.

**TWELVE YEARS** — Riley Odoms 1972-83.

**ELEVEN YEARS** — Barney Chavous 1973-83; Tom Jackson 1973-83; Paul Smith 1968-78.

**TEN YEARS** — Randy Gradishar 1974-83; Paul Howard 1973-75, 1977-83; Haven Moses 1972-81.

**NINE YEARS** — Rubin Carter 1975-83; Mike Current 1967-75; Floyd Little 1967-75; Fran Lynch 1967-75; Claudie Minor 1974-82; Jim Turner 1971-79; Rick Upchurch 1975-83; Billy Van Heusen 1968-76; Louis Wright 1975-83.

**EIGHT YEARS** — Lyle Alzado 1971-78; Otis Armstrong 1973-80; Steve Foley 1976-83; Tom Glassic 1976-83; Larry Kaminski 1966-73; Bob Swenson 1975-79, 1981-83.

**SEVEN YEARS** — Billy Bryan 1977-83; Al Denson 1964-70; Pete Duranko 1967-70, 1972-74; Ron Egloff 1977-83; Larry Evans 1976-82; Goose Gonsoulin 1960-66; John Grant 1973-79; Charles Greer 1968-74; Jerry Inman 1966-71, 1973; Jon Keyworth 1974-80; Rob Lytle 1977-83; Brison Manor 1977-83; Bobby Maples 1972-78; Joe Rizzo 1974-80; Lionel Taylor 1960-66.

**SIX YEARS** — Sam Brunelli 1966-71; Ken Criter 1969-74; Eldon Danenhauer 1960-65; George Goeddeke 1967-72; Glenn Hyde 1976-81; Richard Jackson 1967-72; Don Latimer 1978-83; Tommy Lyons 1971-76; Marv Montgomery 1971-76; Craig Morton 1977-82; Chip Myrtle 1967-72; Dave Preston 1978-83; Steve Ramsey 1971-76; Bob Scarpitto 1962-67; Mike Schnitker 1969-74; Jerry Sturm 1961-66.

## HISTORICAL HIGHLIGHTS

### 1959

**AUGUST 14**—First American Football League organizational meeting held in Chicago. Denver, with Bob Howsam as its principal owner, named as a charter member along with New York, Dallas, Los Angeles, Minneapolis and Houston. **NOVEMBER 22**—First player selection draft held through 32 rounds. Denver's first pick is Roger LeClerc, center, Trinity. **DECEMBER 1**—Dean Griffing named general manager of the Broncos.

### 1960

**JANUARY 1**—Frank Filchok named first head coach of the Broncos. **JANUARY 30**—Denver placed in AFL's western division with Dallas, Oakland and Los Angeles. **JULY**—First Bronco training camp opens at Colorado School of Mines. **SEPTEMBER 9**—After losing all five pre-season games, the Broncos become the first AFL victor when they defeat the Patriots in Boston in history's first AFL game, 13-10. Attendance—21,597. **OCTOBER 2**—Broncos play first home game in Bears Stadium, defeat Oakland, 31-24, before crowd of 18,372. **DECEMBER**—Offensive End Lionel Taylor, Defensive Tackle Bud McFadin and Safety Goose Gonsoulin all named to first official all-AFL team.

### 1961

**MAY 26**—Bob and Lee Howsam, original principal owners of the Broncos, sell their stock to a new syndicate headed by Cal Kunz and Gerry Phipps. **JUNE 1**—Cal Kunz named president and operating head of Empire Sports. **DECEMBER**—Lionel Taylor sets professional record with 100 pass receptions for season. Taylor and Bud McFadin named to all-AFL team. **DECEMBER**—Frank Filchok released as Broncos head coach.

### 1962

**FEBRUARY 1**—Jack Faulkner hired as Broncos head coach. **JULY 1**—Dean Griffing released as Broncos general manager. Faulkner named to dual post as head coach and general manager. **JULY**—Public burning ceremony of Broncos' notorious vertically striped socks at Broncos' intra-squad game. **DECEMBER**—Jack Faulkner named coach of the year in AFL. Gene Mingo set professional field goal record of 27 in a season. Eldon Danenhauer, Lionel Taylor, Goose Gonsoulin and Bob Zeman named to the official all-AFL team.

### 1963

**DECEMBER**—Billy Joe named AFL rookie of the year. Goose Gonsoulin only Bronco to make the all-AFL team. Lionel Taylor wins fourth straight pass receiving title.

### 1964

**JANUARY**—Broncos and Jets complete historic nine-player trade, largest ever made in the AFL. Broncos send Gene Prebola, Wahoo McDaniel, Gordy Holz and Bob Zeman to Jets for Dick Guesman, Ed Cooke, Charlie Janerette, Jim Price and Sid Fournet. **OCTOBER 4**—Jack Faulkner released as head coach. **OCTOBER 5**—MacSpeedie accepts appointment as interim head coach. **DECEMBER 12**—Mac Speedie named head coach. **DECEMBER**—Jim Fraser wins third straight punting title. Willie Brown named to all-AFL team.

### 1965

**FEBRUARY 15**—Gerald and Allan Phipps purchase 52 percent of the stock of Empire Sports, thus giving them virtually 100 percent ownership and saving the Bronco franchise for Denver. **MARCH 5**—Record sale of 941 season tickets in one day. **APRIL 1**—Season ticket drive goal of 20,000 sales reached. Figure to reach 22,000 by May 1. **MAY 17**—Allan Phipps named president of Empire Sports, Inc. Gerry Phipps re-named Chairman of



## HISTORICAL HIGHLIGHTS (Continued)

the Board. **MAY 29**—Jim Burris, Bears general manager, named executive vice-president of Empire Sports. **DECEMBER 12**—Lionel Taylor makes the 500th catch of his career in game against Boston to become the first AFL player to top this figure. **DECEMBER**—Tackle Eldon Danenhauer, Split End Lionel Taylor and Fullback Cookie Gilchrist named to the all-AFL team. Lionel Taylor wins fifth pass receiving crown and Abner Haynes wins league kickoff return championship.

### 1966

**JUNE 8**—Merger of American and National Leagues announced. **SEPTEMBER 19**—Ray Malavasi named Head Coach of the Broncos. **DECEMBER**—John Bramlett, Goose Gonsoulin, Bob Scarpitto and Jerry Sturm chosen to play in AFL All-Star contest in January. **DECEMBER 19**—Lou Saban signs a 10-year contract as General Manager and Head Coach of the Denver Broncos.

### 1967

**MARCH 1**—Broncos move to new suburban executive offices with adjacent practice field and locker room facilities for both pre-season and regular season training. **MARCH 7**—Metropolitan Denver voters turn down stadium bond issue, but Bronco fans immediately organize for fund raising drive to improve Bears Stadium and keep Broncos in Denver. **MAY 17**—Floyd Little, Denver's No. 1 draft choice, signs with Broncos. Little becomes the first No. 1 choice to sign with Denver in the history of the club. **AUGUST 5**—Broncos defeat Detroit Lions 13-7 in pre-season game at DU for AFL's first win over the NFL. **AUGUST 15**—Quarterback Steve Tensi acquired from San Diego for first round draft choices in both 1968 and 1969. **DECEMBER**—Floyd Little paces AFL in punt returning with a 16.9 average. Bob Scarpitto repeats as punt leader with a 44.9 norm. Flanker Al Denson selected All-League in player balloting.

### 1968

**JANUARY**—Flanker Al Denson, defensive tackle Dave Costa, center Larry Kaminski and cornerback Nemiah Wilson participate in AFL All-Star game. Lou Saban and staff coach the West stars. **FEBRUARY**—Civic drive to raise \$1.8 million ends successfully and City of Denver receives stadium as a gift after purchase of the facility from Empire Sports, Inc. by non-profit group. Construction begins on 16,000 seat upper deck that will raise capacity to 50,000 for 1968 season. **SEPTEMBER 21**—Broncos move into new administrative building at 5700 Logan Street. **DECEMBER 14**—Bears Stadium is officially re-named Denver Mile High Stadium.

### 1969

**JANUARY 19**—Dave Costa, Rich Jackson and Floyd Little participate in AFL All-Star Game in Jacksonville, Florida. **DECEMBER**—Floyd Little and Rich Jackson named to first team All League. **DECEMBER**—Bill Thompson (rookie) tops AFL list in punt and kickoff returns, the first player in pro football history to ever hold both titles.

### 1970

**JANUARY 17**—Rich Jackson, Dave Costa, Floyd Little, Mike Current and George Goeddeke play in All-Star game on West team. **SEPTEMBER**—Season ticket sale hits record number of 43,584. **DECEMBER 20**—Floyd Little gains 44 yards to win American Conference rushing title with 901 yards. It was first rushing crown and first season Little played in all 14 games.

### 1971

**JANUARY**—Richard Jackson named to official National Football League all-star team. **JANUARY**—Richard Jackson and Floyd Little make starting lineups for American Conference in first AFC-NFC Pro Bowl game. **MAY 12**—Broncos stop sale of season tickets at record 47,500. **OCTOBER 24**—Denver coach Lou Saban and Broncos down Cleveland 27-0. It was first time Browns were shut-out since 1952. It was also to be Saban's last victory as

## HISTORICAL HIGHLIGHTS (Continued)

Bronco coach. **NOVEMBER 17**—Lou Saban resigns as head coach of Broncos, a position he had held for five years. Offensive line coach Jerry Smith is named interim head coach. Saban, in December, resigns as General Manager to return to Buffalo Bills as head coach. **DECEMBER 19**—Floyd Little compiles 79 yards against Raiders in Oakland to finish as pro football's top runner with 1,133 yards. Little also becomes first Bronco to rush for more than 1,000 yards in a season.

### 1972

**JANUARY 5**—John Ralston, successful head coach at Stanford, is announced as Denver's new head coach. He later adds the title of General Manager. **MARCH 16**—For the first time in the history of Denver professional football, there will be no public sale of season tickets, it is reported. Season ticket holders renewed 46,500 of the 47,500 available season tickets, and further exercised their option for 8,000 additional tickets. **APRIL 5**—Long-time Rocky Mountain Empire Sports employee Earl Hartman dies of cancer. Hartman was Treasurer of Empire Sports and Business Manager of the Broncos at the time of his death.

### 1973

**MARCH 3**—Season ticket holders renew 47,800 of 48,000 season tickets to assure Denver again of having no public sale of season tickets. **OCTOBER 14**—Charley Johnson also becomes the 18th quarterback in pro football history to go over 20,000 yards lifetime as he connects for 214 yards plus three TDs to Haven Moses in a 48-20 win at Houston. **OCTOBER 22**—With "Orange Monday" banners waving, the Broncos perhaps play the most important game to date in the club's history against Oakland on national television. Denver comes back to knot the contest, 23-23, on a 35-yard field goal by Jim Turner. **NOVEMBER 25**—Denver defeats Kansas City, 14-10, to take over first place in the AFC West with three games to go. The win moves the Broncos to 6-3-2—the six victories the second best mark ever for a Denver team to date. **DECEMBER 9**—Denver 42, San Diego 28! The Broncos are winners at last, as Denver clinches the team's seventh victory of the season, assuring the club of a winning year.

### 1974

**JANUARY**—Four Broncos, Floyd Little, Haven Moses, Riley Odoms and Paul Smith, are invited to play in the Pro Bowl. John Ralston is named AFC Coach of the Year for guiding Denver to its first winning season ever. Odoms is named All-Pro by NEA. **SEPTEMBER 10**—Denver voters pass a \$25 million bond issue to expand and improve Mile High Stadium to over 75,000 seats. The stadium was projected to be finished in time for the 1976 regular season. **SEPTEMBER 22**—The Broncos and the Pittsburgh Steelers play in the first regular season overtime game as a 35-35 score was present at the end of regulation play. Neither team scored in the sudden death period. **NOVEMBER 28**—Before a television audience estimated at 35 million, the Broncos riddle the Detroit Lions 31-27 on Denver's first Thanksgiving Day game in Detroit. **DECEMBER 8**—Denver assures itself of the team's second consecutive winning season and Otis Armstrong sets a single game rushing mark of 183 yards as the Broncos down Houston 37-14. **DECEMBER 15**—Otis Armstrong finishes the season with 1407 yards and the NFL rushing title becoming one of a half dozen players ever to average more than 100 yards per game in pro football.

### 1975

**JANUARY**—Otis Armstrong and Riley Odoms represent the Broncos in the annual Pro Bowl game in Miami, Fla. **FEBRUARY**—Expansion of Mile High Stadium begins, which will provide 63,500 capacity for the 1976 season and an ultimate capacity of 75,000 in 1977. **DECEMBER 14**—Floyd Little winds up his career as the seventh all-time rusher in the NFL with 6,323 yards.

## HISTORICAL HIGHLIGHTS (Continued)

### 1976

**JANUARY 26**—Tight end Riley Odoms and linebacker Randy Gradishar are the Broncos representatives in the Pro Bowl in New Orleans. **MARCH 28**—Quarterback Charley Johnson announces his retirement from the National Football League after a 15-year career. Johnson led the club to its first two winning seasons in 1973 and 1974. **JUNE 27**—Lyle Alzado is one of three finalists for the man of the Year Award and Rick Upchurch is honored as the American Conference Offensive Rookie of the Year by the NFL Players Association. **SEPTEMBER 26**—Rick Upchurch ties an NFL record by returning two punts for touchdowns in a 44-13 win over the visiting Cleveland Browns. **OCTOBER 24**—Rick Upchurch ties an NFL record with his fourth punt return touchdown of the season in a 35-26 win over Kansas City. **NOVEMBER 7**—With two field goals and six extra points, Jim Turner becomes the fifth player in pro football history to surpass 1,200 points. **DECEMBER 12**—The Broncos stop Chicago, 28-14, for the ninth win of the season, highest total in Denver history. Otis Armstrong rushes for 116 yards to reach 1,008 for the season, his second 1,000-yard in his career. **DECEMBER 18**—Fred Gehrke, long-time Bronco administrator, is named general manager.

### 1977

**JANUARY 17**—Rick Upchurch and Otis Armstrong are the Bronco participants in the annual AFC-NFC Pro Bowl in Seattle. **JANUARY 31**—John Ralston resigns as Head Coach of the Denver Broncos. **FEBRUARY 1**—Robert (Red) Miller, a former Bronco assistant coach, is named as the team's eighth head coach. **JUNE 12**—Lyle Alzado is named winner of the National Football League Players Association's Byron (Whizzer) White Award as the group's Man of the Year. **OCTOBER 16**—Pushing their season record to 5-0, the Broncos use seven interceptions and a touchdown pass to kicker Jim Turner to trounce the defending world champion Oakland Raiders, 30-7. **NOVEMBER 27**—In a showdown of the two best records in the NFL, the Broncos get a 73-yard interception return for a touchdown by Tom Jackson to dump Baltimore, 27-13, and run their record to 10-1. **DECEMBER 4**—With a 24-14 win at Houston the Broncos clinch a playoff berth, first in the club's history. Later in the day, the Broncos clinch the AFC Western Division championship when the Raiders fall to the Los Angeles Rams. **DECEMBER 18**—The Broncos lose to Dallas in the regular season finale, 14-6, but post the best record in the history of the franchise, 12-2, tied with Dallas for the best in the NFL. **DECEMBER 24**—Before the largest crowd ever to watch a sporting event in the state of Colorado, 75,011, the Broncos stop the Pittsburgh Steelers in the first round of playoff action, 34-21.

### 1978

**JANUARY 1**—In a hard-fought game at Mile High Stadium, the Broncos dethrone the Raiders, 20-17, for the AFC championship and a trip to the Super Bowl in New Orleans. **JANUARY 15**—The Broncos fall to the Cowboys, 27-10, in the Super Bowl. **JANUARY 23**—Lyle Alzado, Randy Gradishar, Tom Jackson, Billy Thompson and Louis Wright represent the Broncos in the Pro Bowl, the largest Denver contingent in history. **MARCH**—Only 143 season tickets are not renewed, a new all-time low. **DECEMBER 3**—Broncos win by 21-6 score at Oakland, holding the Raiders without a touchdown for the second time in the season, and moving within one game of AFC West crown. **DECEMBER 10**—Denver downs Kansas City, 24-3, winning second straight division championship, as QB Craig Morton goes 19-for-22 with 16 straight completions, both second best all-time NFL marks. **DECEMBER 30**—Denver loses in the playoffs to eventual Super Bowl champion Pittsburgh Steelers, 33-10.

### 1979

**JANUARY 29**—Broncos are represented by an all-time high of seven players in the NFL Pro Bowl, including Lyle Alzado, Randy Gradishar, Tom Jackson, Riley Odoms, Bill Thompson, Rick Upchurch, and Louis Wright. **MARCH**—Only 161 season tickets are not renewed, virtually assuring the Broncos of their tenth straight sellout season. **OCTOBER 7**—Denver shuts out San Diego, 7-0, marking first time ever for Broncos to record two shutouts in one season. Denver had opened the campaign with 10-0 win over

## HISTORICAL HIGHLIGHTS (Continued)

Cincinnati. **NOVEMBER 11**—Rick Upchurch becomes the all-time pro football record holder in career punt return yardage. He set the record vs. New England, surpassing the late Emlen Tunnell's total of 2,209 yards. **DECEMBER 17**—Denver clinches a playoff berth for the third straight year. **DECEMBER 23**—Denver loses in wild card playoff game at Houston, 13-7.

### 1980

**JANUARY 27**—The Broncos are represented in the Pro Bowl game by Randy Gradishar, Tom Jackson, Rick Upchurch, and Louis Wright. **MARCH**—Only 146 season tickets are not renewed for 1980, virtually assuring the club of its 11th consecutive sellout campaign. **OCTOBER 5**—Randy Gradishar returns interception 93 yards for a touchdown vs. Cleveland, the longest such return in team history and the NFL's longest for 1980 season. **OCTOBER 13**—Fred Steinfort kicks 57-yard field goal, tying record for third-longest kick in NFL history.

### 1981

**JANUARY**—Fred Steinfort is named by Pro Football Weekly as that publication's Golden Toe Award winner for the 1980 season, having tied for the league lead with 26 field goals. **FEBRUARY 25**—Edgar F. Kaiser, Jr. is introduced as the new owner of the Denver Broncos, having purchased the club from principal owners Gerald H. Phipps and Allan R. Phipps. **MARCH 10**—Grady Alderman is named new General Manager and Dan Reeves is named as the new Head Coach. **MARCH**—The Broncos are sold out for their 12th consecutive season. **SEPTEMBER**—Craig Morton throws four touchdown passes in each of two consecutive games, vs. Baltimore and San Diego, a first in franchise history. Wide receiver Steve Watson ties a team record with three touchdown receptions against the Colts on September 20. **NOVEMBER 22**—Watson catches a touchdown pass at Cincinnati to set a new team record with 13 TD catches in one season. **DECEMBER 20**—Watson gains 82 yards on receptions at Chicago, establishing a new Bronco single season mark with 1,244 reception yards. Individually, Morton set single season records for yards gained (3,213), yards passing (3,195), and average gain per play (8.37), while Watson led the AFC in reception yardage and in touchdown receptions (13).

### 1982

**JANUARY 31**—The Broncos are represented in the Pro Bowl game by Randy Gradishar, Bob Swenson, Bill Thompson, and Steve Watson. **MARCH**—Only 49 season ticket accounts have not been renewed for 1982, virtually assuring the Broncos of their 13th consecutive sellout season in Mile High Stadium. **SEPTEMBER 21**—The NFL Players Association begins the first regular season strike in NFL history, resulting in the cancellation of games for eight consecutive weeks. **DECEMBER 3**—Hein Poulus is named Vice President and General Manager of the Broncos. **DECEMBER 19**—Rick Upchurch returns a punt 78 yards for a touchdown against Kansas City to tie the all-time pro football record of eight career touchdowns on punt returns.


### 1983

**JANUARY 3**—Final NFL statistics show Rick Upchurch as the NFL's punt return leader with a 16.1 average and Luke Prestridge as the league's leading punter with a 45.0 mark. **FEBRUARY 6**—The Broncos are represented in the Pro Bowl game by Randy Gradishar, Luke Prestridge, and Rick Upchurch. **MARCH 15**—Only 89 season ticket accounts have not been renewed for 1983, virtually assuring the Broncos of their 14th consecutive sellout season in Mile High Stadium. **MAY 2**—In the biggest trade in franchise history, Denver acquires quarterback John Elway, the first player taken in the NFL draft, and signs him to a five-year contract. **DECEMBER 11**—Elway throws three fourth quarter touchdown passes to erase a 19-0 deficit and lead the Broncos to a 21-19 playoff-clinching win over Baltimore. This marks the fourth Bronco appearance in playoff competition. **DECEMBER 24**—Denver loses the wild card game at Seattle, 31-7.

### 1984

**JANUARY 29**—Randy Gradishar makes his seventh Pro Bowl appearance. Louis Wright also was named to the AFC Pro Bowl team, but was unable to play because of a fractured finger. **MARCH**—Only 146 season ticket accounts have not been renewed for 1984, virtually assuring the Broncos of their 15th consecutive sellout season in Mile High Stadium. Denver will enter the 1984 campaign with 101 consecutive sellouts, the longest such streak in the AFC.

## MISCELLANEOUS



Linebacker Ken Woodard, the Broncos' special teams most valuable player in 1983.

## DENVER BRONCOS YOUTH

### RANDY GRADISHAR

#### President



Randy Gradishar takes on a new role in 1984 as President of the Denver Broncos Youth Foundation.

In his new position Gradishar will concentrate on working with the needs of young people in Denver and the state of Colorado.

Denver Broncos Youth was incorporated in July of 1982 and was formed to encourage and support Colorado youth to build strong character, grow spiritually, and develop

positive moral values and sense of ethics. DBYF will work in conjunction with other service organizations such as Boys Club, Chemical People, Young Life, Partners, YMCA, 4H, and so forth.

This year the Broncos will play their second annual youth charity game on August 4 against the NFC champion Washington Redskins. Last year the Broncos played their first such charity contest on August 5 against Seattle, winning that game by a score of 10-7.

One of Gradishar's goals with the Denver Broncos Youth Foundation is to involve more of the Denver business community and its leaders in the institution's future activities.

A seven-time Pro Bowl participant in his 10 seasons with the Broncos, Gradishar posted 2,049 tackles in his career, the highest published total in pro football over the past decade.

He led the team in tackles for nine straight years and was named either All-NFL or All-AFC for seven consecutive seasons (1977-83), never having missed a game as a professional. In addition to his 145 consecutive games played, he missed just one starting assignment after his rookie year.

Gradishar accounted for 33 turnovers as a pro, including 20 interceptions and 13 fumble recoveries, and holds the club record for the longest interception return in Bronco annals, a 93-yarder for a touchdown at Cleveland in 1980. In all, he scored four touchdowns as a professional.

In addition to his role with the Denver Broncos Youth Foundation, he is a leader in the Fellowship of Christian Athletes and is on the executive committee of Denver Focus on the Family.

Randy and his wife Janet are the parents of two daughters, Paige and Meredith, and the family resides in the Denver suburb of Littleton.





## NATIONAL FOOTBALL LEAGUE

410 Park Ave., New York, N.Y. 10022 (212) 758-1500

Commissioner .....	Pete Rozelle
Executive Director .....	Don Weiss
Director of Administration .....	Joe Rhein
Treasurer .....	John Schoemer
Counsel to Commissioner .....	Jay Moyer
Director of Operations .....	Jan Van Duser
Director of Public Relations .....	Jim Heffernan
Director of Information .....	Joe Browne
Director of Broadcasting .....	Val Pinchbeck, Jr.
Special Assistant to the Commissioner .....	Bob Woodrum
Director of Security .....	Warren Welsh
Assistant Director of Security .....	Charles R. Jackson
Director of Personnel .....	Joel Bussert
Supervisor of Officials .....	Art McNally
Assistant Supervisor of Officials .....	Jack Reader
Assistant Supervisor of Officials .....	Nick Skorich
Director of Special Events .....	Jim Steeg
Assistant Director of Special Events .....	Susan McCann
Auditor .....	Tom Sullivan
Director of Personnel .....	Wayne Rosen
Officiating Assistant .....	Stu Kirkpatrick

### AMERICAN FOOTBALL CONFERENCE

President .....	Lamar Hunt, Kansas City Chiefs
Assistant to President .....	Al Ward
Director of Information .....	Fran Connors

### NATIONAL FOOTBALL CONFERENCE

President .....	Wellington Mara, New York Giants
Assistant to President .....	Bill Granholm
Director of Information .....	Dick Maxwell

### NFL PUBLIC RELATIONS DIRECTORS

#### AMERICAN FOOTBALL CONFERENCE

Buffalo—L. Budd Thalman .....	(716) 648-1800
Cincinnati—Al Heim .....	(513) 621-3550
Cleveland—Kevin Byrne .....	(216) 696-5555
Colts—Bob Walters .....	(317) 252-2658
Houston—Bob Hyde .....	(713) 797-9111
Kansas City—Bob Sprenger .....	(816) 924-9300
Los Angeles Raiders—Al LoCasale .....	(213) 322-3451
Miami—Chip Namias .....	(305) 576-1000
New England—Tom Hoffman .....	(617) 543-7911
New York Jets—Frank Ramos .....	(212) 421-6600
Pittsburgh—Joe Gordon .....	(412) 323-1200
San Diego—Rick Smith .....	(714) 280-2111
Seattle—Gary Wright .....	(206) 827-9777

### NATIONAL FOOTBALL CONFERENCE

Atlanta—Charlie Dayton .....	(404) 688-8684
Chicago—Bill McGrane .....	(312) 663-5100
Dallas—Doug Todd .....	(214) 369-8000
Detroit—Don Kremer .....	(313) 335-4131
Green Bay—Lee Rempel .....	(414) 494-2351
Los Angeles Rams—Pete Donovan .....	(714) 535-7267
Minnesota—Merrill Swanson .....	(612) 828-6500
New Orleans—Greg Suit .....	(504) 525-0792
New York Giants—Ed Croke .....	(212) 582-2010
Philadelphia—Jim Gallagher .....	(215) 436-3517
St. Louis—Curt Mosher .....	(314) 421-0777
San Francisco—Jerry Walker .....	(415) 365-3420
Tampa Bay—Rick Odioso .....	(813) 870-2700
Washington—Charlie Taylor .....	(703) 471-9100

## CHAMPIONSHIP PLAY

### AFL-AFC TITLE GAMES

1983 Los Angeles Raiders 30, Seattle 14	1971 Miami 21, Baltimore 0
1982 Miami 14, New York Jets 0	1970 Baltimore 27, Oakland 17
1981 Cincinnati 27, San Diego 7	1969 Kansas City 17, Oakland 7
1980 Oakland 34, San Diego 27	1968 New York Jets 27, Oakland 23
1979 Pittsburgh 27, Houston 13	1967 Oakland 40, Houston 7
1978 Pittsburgh 34, Houston 5	1966 Kansas City 31, Buffalo 7
1977 Denver 20, Oakland 17	1965 Buffalo 23, San Diego 0
1976 Oakland 24, Pittsburgh 7	1964 Buffalo 20, San Diego 7
1975 Pittsburgh 16, Oakland 10	1963 San Diego 51, Boston 10
1974 Pittsburgh 24, Oakland 13	1962 Dallas 20, Houston 17 (OT)
1973 Miami 27, Oakland 10	1961 Houston 10, San Diego 3
1972 Miami 21, Pittsburgh 17	1960 Houston 24, Los Angeles 16

### NFL-NFC TITLE GAMES

1983 Washington 24, San Francisco 17	
1982 Washington 34, Dallas 17	
1981 San Francisco 28, Dallas 27	
1980 Philadelphia 20, Dallas 7	
1979 Los Angeles 9, Tampa Bay 0	
1978 Dallas 28, Los Angeles 0	
1977 Dallas 23, Minnesota 6	
1976 Minnesota 24, Los Angeles 13	
1975 Dallas 37, Los Angeles 7	
1974 Minnesota 14, Los Angeles 10	
1973 Minnesota 27, Dallas 10	
1972 Washington 26, Dallas 3	
1971 Dallas 14, San Francisco 3	
1970 Dallas 17, San Francisco 10	
1969 Minnesota 27, Cleveland 7	
1968 Baltimore 34, Cleveland 0	
1967 Green Bay 21, Dallas 17	
1966 Green Bay 34, Dallas 27	
1965 Green Bay 23, Cleveland 12	
1964 Cleveland 27, Baltimore 0	
1963 Chicago 14, New York Giants 10	
1962 Green Bay 16, New York Giants 7	
1961 Green Bay 37, New York Giants 0	
1960 Philadelphia 17, Green Bay 13	
1959 Baltimore 31, New York Giants 16	
1958 Baltimore 23, New York Giants 17 (OT)	
1957 Detroit 59, Cleveland 14	
1956 New York Giants 47, Chicago 7	
1955 Cleveland 38, Los Angeles 14	
1954 Cleveland 56, Detroit 10	
1953 Detroit 17, Cleveland 16	
1952 Detroit 17, Cleveland 7	
1951 Los Angeles 24, Cleveland 17	
1950 Cleveland 30, Los Angeles 28	
1949 Philadelphia 14, Los Angeles 0	
1948 Philadelphia 7, Chicago Cardinals 0	
1947 Chicago Cardinals 28, Philadelphia 21	
1946 Chicago Bears 24, New York Giants 14	
1945 Cleveland Rams 15, Washington 14	
1944 Green Bay 14, New York Giants 7	
1943 Chicago Bears 41, Washington 21	
1942 Washington 14, Chicago Bears 6	
1941 Chicago Bears 37, New York Giants 9	
1940 Chicago Bears 73, Washington 0	
1939 Green Bay 27, New York Giants 0	
1938 New York Giants 23, Green Bay 17	
1937 Washington 28, Chicago Bears 21	
1936 Green Bay 21, Boston Redskins 6	
1935 Detroit Lions 26, New York Giants 7	
1934 New York Giants 30, Chicago Bears 13	
1933 Chicago Bears 23, New York Giants 21	

## SUPER BOWL RESULTS

1983	Los Angeles Raiders 38, Washington 9 at Tampa
1982	Washington 27, Miami 17 at Pasadena
1981	San Francisco 26, Cincinnati 21 at Detroit
1980	Oakland 27, Philadelphia 10 at New Orleans
1979	Pittsburgh 31, Los Angeles 19 at Pasadena
1978	Pittsburgh 35, Dallas 31 at Miami
1977	Dallas 27, Denver 10 at New Orleans
1976	Oakland 32, Minnesota 14 at Pasadena
1975	Pittsburgh 21, Dallas 17 at Miami
1974	Pittsburgh 16, Minnesota 6 at New Orleans
1973	Miami 24, Minnesota 7 at Houston
1972	Miami 14, Washington 7 at Los Angeles
1971	Dallas 24, Miami 3 at New Orleans
1970	Baltimore 16, Dallas 13 at Miami
1969	Kansas City 23, Minnesota 7 at New Orleans
1968	New York Jets 16, Baltimore 7 at Miami
1967	Green Bay 33, Oakland 14 at Miami
1966	Green Bay 35, Kansas City 10 at Los Angeles

## DENVER BRONCOS

### 1984 PRE-GAME AND HALFTIME SCHEDULE

August 4	WASHINGTON	El Jebel Shrine Band and Flag Corps
August 11	SAN FRANCISCO	Pierce Rivermen Drum and Bugle Corps
August 18	COLTS	Pikes Peak Booster Band
September 2	CINCINNATI	Blue Knights Drum and Bugle Corps
September 23	KANSAS CITY	Abilene Christian University Band
September 30	L.A. RAIDERS	Colorado State University Band
October 15	GREEN BAY	University of Colorado Band
November 4	NEW ENGLAND	University of Wyoming Band
November 18	MINNESOTA	Montana State University Band
November 25	SEATTLE	(To be announced — Local HS Band)
December 9	SAN DIEGO	(To be announced — Local HS Band)

### DENVER BRONCOS 1984 ROAD HOTELS

Atlanta	Atlanta Hilton and Towers	(404) 659-2000
Chicago	Westin at Continental Plaza	(312) 943-7200
Cleveland	Stouffer's Inn on the Square	(216) 696-5600
Detroit	Northfield Hilton	(313) 879-2100
Buffalo	Marriott Inn — Amherst	(716) 689-6900
Los Angeles	Hyatt Regency	(213) 683-1234
San Diego	Hyatt Islandia	(619) 224-3541
Kansas City	Westin Crown Center	(816) 474-4400
Seattle	Doubletree Plaza	(206) 575-8220

## MILE HIGH STADIUM

Mile High Stadium, home of the Denver Broncos, once again was filled for every home date during the 1983 National Football League regular season. The Broncos brought their consecutive regular season sellout streak to 101 games and concluded 14 years of sellouts at Mile High Stadium.

Expansion of the stadium, begun in 1975, was completed for the 1977 season to give the Broncos the seventh largest home facility in the league.

Denver voters passed a \$25 million bond issue in 1974 to expand and improve the stadium from its capacity of 51,706 to 75,100. The stadium held 63,532 for the 1976 season, halfway through the project.

Making Mile High Stadium unique, however, is its movable east stands. The east stands move in a single section which, when fully extended, is in a horseshoe configuration for football. When the section is retracted, the stadium is in position for baseball.

The dynamics involved in the move are fascinating. First, bear in mind that the east stands section is a three-tired structure, 535 feet long, 135 feet tall and 200 feet deep, weighing nearly nine million pounds. Second, the stands must be moved a distance of 145 feet.

How is it done? The answer, says DMJM-Phillips-Reister, the engineering-architectural firm in charge of the project, is water.

More than 90,000 square feet of runways serve as the operating surfaces over which the stands will move. Water is pumped onto the runways and form a .003 inch sheet upon which the stands rest. Hydraulic rams then push the stands forward at the rate of three feet per minute, making the move last somewhere around two hours.

Originally called Bears Stadium, the facility was built in 1948 for the Denver Bears of baseball's old Western League, with long-range plans to utilize it for football as well. When Denver became a charter member of the American Football League in 1959, the south stands (8,100 seats) and portable east stands (9,616 seats) were added to give a capacity of 34,657 for football.

After Denver voters turned down a stadium bond issue to build an all-purpose metropolitan stadium in 1967, a non-profit group began a fund-raising drive with the goal of purchasing the stadium for the city.

In February of 1968, the group bought the stadium from Rocky Mountain Empire Sports for \$1.8 million and presented it to the city of Denver. A 16,000-seat upper deck was immediately constructed over the west stands, raising the capacity to over 50,000 for the 1968 season. In December of 1968, the stadium was renamed Denver Mile High Stadium.



## SCHEDULING

The master NFL schedule, as it applies to the Denver Broncos (and also to other AFC West teams), for 1985:

### EACH TEAM:

A. Home-and-home games with the four teams in the AFC West (Kansas City, Los Angeles, San Diego, Seattle). Total: 8 games.

B. One game with teams # 1-4 (referring to placings) in a division of the other conference. In 1985, this will be the NFC West. Sites will depend upon order of finish within the divisions (see subsequent notes). This step does not apply to the fifth place team in the AFC West.

### FIRST PLACE TEAM IN AFC WEST:

B. Home: NFC West # 1, NFC West # 3; Away: NFC West # 2, NFC West # 4 Total: four games.

C. One game with each of the two other first place teams in the AFC and each of the two other fourth place teams in the AFC. Home: AFC East # 1 and AFC Central # 4; Away: AFC East # 4 and AFC Central # 1 Total: four games.

### SECOND PLACE TEAM IN AFC WEST:

B. Home: NFC West # 2, and NFC West # 4; Away: NFC West # 1 and NFC West # 3. Total: four games.

C. One game with each of the two other second place teams and each of the other third place teams — Home: AFC East # 2 and AFC Central # 3; Away: AFC East # 3 and AFC Central # 2. Total: four games.

### THIRD PLACE TEAM IN AFC WEST:

B. Home: NFC West # 1 and NFC West # 3; Away: NFC West # 2 and NFC West # 4. Total: four games.

C. One game with each of the two other second and third place teams — Home: AFC East # 3 and AFC Central # 2; Away: AFC East # 2 and AFC Central # 3. Total four games.

### FOURTH PLACE TEAM IN AFC WEST:

B. Home: NFC West # 2 and NFC West # 4; Away: NFC West # 1 and NFC West # 3. Total: four games.

C. One game with each of the other first place and fourth place teams in the conference — Home: AFC East # 4 and AFC Central # 1; Away: AFC East # 1 and AFC Central # 4. Total four games.

### FIFTH PLACE TEAM IN AFC WEST:

B. One game with each of teams # 1-4 of the four-team division in the AFC — Home: AFC Central # 1 and AFC Central # 4; Away: AFC Central # 2 and AFC Central # 4. Total: four games.

C. Home-and-home games with the other fifth place team in the AFC — Home: AFC East # 5; Away: AFC East # 5. Total: two games.

C. One game with each of the fifth place teams in the NFC — Home: NFC East # 5; Away: NFC Central # 5. Total: two games.

## Broncos Radio Network

For the fifteenth consecutive season, Denver's 50-thousand watt station KOA (850) will serve as the flagship station for the Denver Broncos game broadcast network.

Bob Martin, radio voice of the Broncos since 1964, will again be calling the play-by-play account of the games, with Larry Zimmer, who joined the broadcast team in 1971, again doing the color commentary.

Martin was named Colorado Sportscaster of the Year for the fifteenth consecutive year in 1983.

The confirmed list of network stations is as follows:

## COLORADO

KALQ	Alamosa
KSNO	Aspen
KBOL	Boulder
KCMP	Brush/Ft. Morgan
KRLN	Canon City
KRDO	Colorado Springs
KRAI	Craig
KRSJ	Durango
KCOL	Fort Collins
KMTS	Glenwood Springs
KREX	Grand Junction
KFKA	Greeley
KGUC	Gunnison
KBZZ	La Junta
KLMR	Lamar
KLMO	Longmont
KSLV	Monte Vista
KUBC	Montrose
KPAG	Pagosa Springs
KDZA	Pueblo
KVRH	Salida
KCRT	Trinidad

## ARIZONA

KCKY	Coolidge/Phoenix
------	------------------

## MONTANA

KDRG	Butte/Deer Lodge
KIVE	Glendive
KATQ	Plentywood
KRBN	Red Lodge

## NEBRASKA

KPNY	Alliance
KICX	McCook
KMCX	Ogallala
KOLT	Scottsbluff

## NEW MEXICO

KZIA	Albuquerque
KENN	Farmington
KRTN	Raton
KCRX	Roswell
KRSN	Santa Fe/Los Alamos
KSYX	Santa Rosa
KSIL	Silver City

## UTAH

KYDL	Salt Lake City
KBXN	Tremonton

## WYOMING

KTWO	Casper
KFBC	Cheyenne
KOVE	Lander/Riverton
KOJO	Laramie
KIOZ	Rawlins
KQSW	Rock Springs

## MEDIA INFORMATION

The Broncos' media guide was prepared to assist in coverage of Denver's 1984 NFL season. Should additional materials, information, or services be required, contact:

CHARLIE LEE

Director of Public Relations

or

JIM SACCOMANO

Publicity Director

Denver Broncos, 5700 Logan Street, Denver, CO 80216

Telephones: Office—(303) 296-1982

Office (after 5 p.m.)—(303) 296-1263

Home: Charlie Lee—(303) 671-7948

Home: Jim Saccomano—(303) 288-1182

When making requests for working press credentials, please allow time for mailing. Press credentials are normally issued approximately 10 days before the game. Should transmission facilities be required, please arrange for same through local representatives.

WORKING PRESS: Admittance to the Broncos' press box is restricted to the WORKING PRESS ONLY. Credentials are marked with a row and seat number. Passes are non-transferable.

PHOTOGRAPHERS: Photographers are asked to take special note of the following conditions for use of press credentials, as set by the National Football League:

"This working credential is issued to an organization for the sole purpose of providing stadium access to an accredited individual who has a legitimate working function (media or game service) in connection with this game. It is non-transferable. Any unauthorized use of this credential subjects the bearer to ejection from the stadium and prosecution for criminal trespass.



Any secondary non-editorial use of any picture, film/tape or drawing of the game taken or made by the accredited organization or individual to whom this credential has been issued (including but not limited to use in advertising, sales promotion or merchandising) is prohibited without prior specific written approval of the National Football League. Additionally, television stations are prohibited from making available game film or tape to any other organization even though the planned use may be editorial in nature without advance written permission from the NFL or one of its member clubs. Such film or tape may be aired *only by the specific station or entity to whom this credential is issued.*

Television stations filming or taping NFL games recognize that any films or tapes may only be used in connection with a regularly scheduled television newscast *within a seven-day period* following the game and the film clip or taped portion of each such showing will not exceed *two (2) minutes* in length.

Additionally, television stations agree not to use more than *six (6) minutes* of filmed or taped "same-day" highlights from NFL games on any regularly scheduled news programs (i.e. no more than six minutes of highlights on Sunday night). This is the only exception to the two-minute limitation.

Television stations wishing to use NFL film or tape in any other manner must obtain written permission for such usage from the National Football League.

Acceptance of the credential constitutes agreement by the bearer and his organization to abide by the foregoing conditions. Thank you for your cooperation."

Sideline photo passes will be tightly controlled by the Public Relations Department and are generally limited to photographers shooting for a daily newspaper, wire service, or magazine of national circulation on specific assignment, or television station.

**TELEPHONE SERVICE:** Three telephones will be provided for the exclusive use of visiting team writers. Additional telephone service should be arranged with Mountain Bell in Denver. Please contact Luann Ohlinger of Mountain Bell at (303) 896-0426.

**RADIO-TELEVISION:** In making requests for broadcast credentials, please specify requirements for spotters and/or statisticians.

**CODE-A-PHONE:** The Broncos' Code-A-Phone will be in operation after the club begins training camp at the University of Northern Colorado in Greeley. New entries, generally including an interview with a player or coach, will be made daily at approximately 6:00 p.m. This recorded interview service will continue throughout the season. Please check with the public relations office for an updated telephone number.

## NOTES


Make your next round a

# SILVER BULLET<sup>®</sup>



©1994 Silver Bullet Cigarettes. Silver Bullet is a registered trademark of Silver Bullet Inc. All rights reserved.

# THE BEST OF THE ROCKIES IS YOURS™



**Brought to You by  
Your Friends at  
Adolph Coors Company**