



**Denver Broncos
1985
Media Guide**



The Denver Broncos lost a beloved and valued member of their family on April 5 with the passing of tight ends and special teams coach Fran Polsfoot. Not only is he missed as a friend, but as a co-worker and true professional. Fran was an assistant coach with the Broncos from 1977 through 1984.

ABOUT THE COVER

The Denver Broncos 1985 Media Guide cover was designed by team Equipment Manager Bill Harpole and photographed by Harpole and Steve Dock. The Bronze Bronco was sculpted by Bill Shaffer.

Denver Broncos 1985 Media Guide

Index

Attendance Marks	126
Biographies:	
Management	4
Head Coach	5
Assistant Coaches	6
Administration	10
Veteran Players	21
Other Players	67
Draft Choices	71
Denver Broncos Youth/Randy Gradishar	169
Depth Chart (Preseason)	87
Directory	3
Draft Selections, 1960-85	149
Game Summaries, 1984	92
Halftime	172
Historical Highlights	163
Honors (Individual)	109
Hotels on the Road	124
How the Broncos Were Built	90
Last Time	105
Media Information	175
National Football League:	
1984 Standings	103
Personnel	170
Player Personnel Dates	66
NFC/AFC Championship History	171
Scheduling Formula	174
Offense and Defense Year by Year	127
One Game Superlatives, 1984	83
Playoff History	120
Radio Network	174
Records:	
Individual	131
Top Performances	105
Team	140
Coaches	125
Individual vs. Broncos	146
Since Merger	119
Results:	
Regular Season, 1960-84	111
Preseason, 1960-84	115
1984 Season	78
Rosters:	
Veterans	88
All-Time Broncos	155
All-Time Coaches	125
Schedules:	
Broncos 1985	2
NFL Regular Season	17
Postseason and Preseason	20
Series Scores vs. Opponents	116
Stadium Information	173
Statistics:	
Individual	79
Team	79
Leaders Year by Year	128
Ticket Sales, 1960-84	127
Trades	152

SCHEDULE - 1985

Regular Season

Sunday, Sept. 8	at Los Angeles Rams, 1:00 p.m.
Sunday, Sept. 15	NEW ORLEANS, 2:00 p.m.
Sunday, Sept. 22	at Atlanta, 1:00 p.m.
Sunday, Sept. 29	MIAMI, 2:00 p.m.
Sunday, Oct. 6	HOUSTON, 2:00 p.m.
Sunday, Oct. 13	at Indianapolis, 12:00 Noon
Sunday, Oct. 20	SEATTLE, 2:00 p.m.
Sunday, Oct. 27	at Kansas City, 12:00 Noon
Sunday, Nov. 3	at San Diego, 1:00 p.m.
Monday, Nov. 11	SAN FRANCISCO, 7:00 p.m.
Sunday, Nov. 17	SAN DIEGO, 2:00 p.m.
Sunday, Nov. 24	at Los Angeles Raiders, 1:00 p.m.
Sunday, Dec. 1	at Pittsburgh, 1:00 p.m.
Sunday, Dec. 8	LOS ANGELES RAIDERS, 2:00 p.m.
Saturday, Dec. 14	KANSAS CITY, 2:00 p.m.
Friday, Dec. 20	at Seattle, 5:00 p.m.

All Time Local at Game Site
Home Games (Mile High Stadium) Capitalized

Preseason

Saturday, Aug. 10	NEW YORK GIANTS, 7:00 p.m.
Monday, Aug. 19	at San Francisco, 6:00 p.m.
Saturday, Aug. 24	INDIANAPOLIS, 7:00 p.m.
Friday, Aug. 30	MINNESOTA, 7:00 p.m.

The Denver Broncos

Executive Offices

5700 Logan Street
Denver, Colorado 80216
Telephone: (303) 296-1982

Ticket Office

Denver Mile High Stadium
1900 Eliot Street
Denver, Colorado 80204
Telephone: (303) 433-7466

Training Camp (through Aug. 22)

Lawrenson Hall
University of Northern Colorado
Greeley, Colorado 80639

BRONCOS DIRECTORY

ADMINISTRATION

President and Chief Executive Officer	Pat Bowlen
Board of Directors	Pat Bowlen, (Chairman) Bill Bowlen, John Bowlen, Bill Britton, Jeff Harmon, Fred Hemmings, John Jagger
General Manager	John Beake
Treasurer	Robert M. Hurley
Director of Administration	Sandy Waters
Director of Media Relations	Jim Saccomano
Ticket Manager	Gail Stuckey
Director of Player and Community Relations	Charlie Lee
Equipment Manager	Bill Harpole
Assistant Equipment Manager	Dan Bill
Head Athletic Trainer	Steve Antonopoulos
Assistant Trainer	Brad Brown
Controller	Alex Rohr
Marketing Director	Joe Ellis
Director of Photography	Rusty Nail
Assistant Director of Photography	Mike Barker
Data Processing Manager	Warren Kulik
Administrative Assistant to Head Coach	Skip Allen
Media Relations Assistant	Barry Hawkins
Groundskeeper	Ross Kurcab
Superintendent of Facilities	Ronnie Bill
Administrative Assistant to the President	Yolanda Saltus
Assistant Ticket Manager	Joan Baker
Accountant	Beverly Havens
Receptionist	Wanda Martin
Secretaries	Azantha Andrie, Jenny Anne Cary, Pat Linder, Judy Rayl, Caroline Tu, Marlene Zaloumis
Ticket Assistants	Bertie Mark, Tracy Simmons
Team Physicians	Dr. James P. McElhinney, Dr. Roger Greenberg

COACHING STAFF

Vice President/Head Coach	Dan Reeves (South Carolina, 1965)
Special Assistant	Marvin Bass (William & Mary, 1942)
Assistant Head Coach/Defense	Joe Collier (Northwestern, 1954)
Special Teams/Defensive Assistant	Chan Gailey (Florida, 1974)
Head Offensive Line	Alex Gibbs (Davidson, 1963)
Defensive Line	Stan Jones (Maryland, 1953)
Strength/Conditioning	Al Miller (Northeast Louisiana, 1970)
Linebackers	Myrel Moore (Cal-Davis, 1957)
Running Backs	Nick Nicolau (Southern Connecticut State, 1957)
Offensive Coordinator/Wide Receivers and Quarterbacks	Mike Shanahan (Eastern Illinois, 1974)
Tight Ends/Assistant Offensive Line	Doc Ulrich (Miami of Ohio, 1951)
Defensive Backs	Charlie West (UTEP, 1968)

SCOUTING STAFF

Coordinator of College Scouting	Reed Johnson
Coordinator of Combine Scouting	Carroll Hardy
College Scouts	Ken Blair, Bill Daddio, Hugh Davidson, Scott DiStefano, Jerry Frei, Ronnie Hill, Lide Huggins, George Karras, Bobby Marks, Bernie Reid, Clyde Wrenn

MISCELLANEOUS

Stadium	Denver Mile High Stadium (75,100)
Stadium Ticket Office Address	1900 Eliot, Denver, 80204
Broncos Administrative Offices	5700 Logan St., Denver, 80216
Coaching Offices	5700 Lincoln Way, Denver, 80216
Telephones	Administrative and Coaching Offices — 296-1982 Ticket Office and Stadium — 433-7466
Team Colors	Orange, Blue and White

PRESIDENT AND CHIEF EXECUTIVE OFFICER

PAT BOWLEN President and Chief Executive Officer

A new era in Denver Broncos history began on March 23, 1984 when Pat Bowlen was introduced as the new majority owner of the National Football League team, which last year celebrated its 25th season in professional football.

He immediately put his own mark on the Broncos, establishing a solid administration and creating a positive atmosphere that was a major factor in Denver's 13-3 record and the AFC Western Division championship. His first Bronco team set franchise records for both victories (13) and consecutive wins (10), while leading the entire NFL in actual in-stadium attendance (585,233).

Bowlen, 41, acquired 100% ownership of the Broncos in July of 1985. He is active in day to day operations of the football club.

Born in Prairie du Chien, Wis., he attended high school there and went on to the University of Oklahoma, where he earned degrees in both business (1965) and law (1968).

Bowlen has real estate and natural resource holdings in Alberta, as well as real estate holdings in Colorado, Arizona, and California.

He is President and Director of Batoni-Bowlen Enterprises Ltd. and Bowlen Holdings Ltd., both of Edmonton, as well as Bowlen Holdings, Inc., which is a California firm. Bowlen also is Chairman of the Board and Director of Hambleton Estates Limited.

In addition, he is President and Director of Landsea Oil and Gas Ltd., College Plaza Development Ltd., Renaissance Development Ltd., and B.B.M. Properties Ltd. Bowlen serves as a director for several firms, including Regent Drilling Limited of Edmonton.

An outstanding athlete in his own right, he has competed in the Ironman Triathlon—an event in which one must swim 2.4 miles, ride 112 miles on a bicycle, and run 26.2 miles, all consecutively—as well as in other triathlon races and several marathons.

Bowlen is a member of several clubs and societies, including the Young President's Organization, the Canadian and Edmonton Bar Associations, and the Law Society of Alberta.

In addition to his Denver home, he also maintains residences in Honolulu, Hawaii, and Edmonton, Alberta.



VICE PRESIDENT/HEAD COACH

DAN REEVES Vice President / Head Coach

Dan Reeves enters 1985 on the strength of a 13-3 record and the American Football Conference Western Division title in 1984, having earned Coach of the Year honors (Kansas City 101 Club, Pro Football Weekly, Sports Illustrated, Football News, College and Pro Football News-weekly) for his efforts last year.

Reeves was named by Bronco President and Chief Executive Officer Pat Bowlen as a Vice President of the club on February 18.

Thus, the Denver mentor comes into 1985 with a broadened role after having presided over a campaign that saw his club set 13 team records, including most wins (13), most consecutive wins (10), and most touchdowns scored (42).

The Broncos' 1984 playoff appearance was their second straight under Reeves, who guided the youngest club in the National Football League to the best record in franchise history. The Denver coach led his club to a 9-7 mark and a wild card playoff berth in 1983, finishing second in the UPI AFC coach of the Year voting in that campaign.

Reeves, who enters his fifth season at the Broncos' helm this year, was the youngest coach in the NFL when he assumed command of the club in 1981, guiding Denver to a 10-6 record and barely missing a playoff berth in that inaugural campaign.

In the strike-shortened 1982 season Denver finished 2-7, so Reeves enters the coming year with a record of 34-23 and a winning percentage of .596, which ranks eighth among active NFL coaches.

Recognized as one of the most successful offensive coaches in the NFL, Reeves spent his earlier professional career, both as a player and as a coach, with the Dallas Cowboys. He was offensive coordinator for the Cowboys for three seasons, years when the Dallas offense was consistently at or near the top of the NFL.

Reeves had been a member of the Dallas coaching staff since 1970, when he undertook the difficult dual role of player-coach for two seasons. He was full-time offensive backfield coach in 1972, but spent the 1973 season in private business before rejoining the staff, again as backfield coach, in 1974.

In 1977, he took on the job of offensive coordinator where his duties included coaching the quarterbacks and wide receivers.

A native of Americus, GA. (1/19/44), Reeves began his pro career as a free agent running back in 1965. He had been a quarterback at the University of South Carolina as a college player and was inducted into South Carolina's Hall of Fame six years ago.

Reeves was an all-purpose offensive back during his eight seasons (1965-72) on the Dallas roster. He rushed for 1,990 yards and 25 TDs, and caught 129 passes for 1,693 yards and 17 TDs.

Because of his collegiate QB background, Reeves was also a respected halfback option passer, completing 30 such attempts for a pair of TDs during his career. In addition, he returned some kickoffs and punts along the way, and played in the NFL championship games of 1966, 1967, 1970, and 1971. He has played or coached in five Super Bowls.

Reeves and wife Pam are the parents of three children, daughters Dana (9/21/65) and Laura (9/19/70) and son Lee (11/4/67).



ASSISTANT COACHES

MARVIN BASS Special Assistant

With over 40 years experience as a coach and administrator in college and pro football, Marvin Bass this year returns to the position of special assistant. He served the Broncos in that capacity in 1982-83, and was the head offensive line coach last year.


Bass came to Denver from the Canadian Football League, where he had been defensive coordinator of the Calgary Stampeders from 1978-1981.

A native of Norfolk, Virginia who was an All-American at William and Mary in 1942, he elected to go into college coaching after graduation and joined the staff at his alma mater in 1944.

In addition to William and Mary, Bass coached on the college level at North Carolina, Georgia Tech, South Carolina, and the University of Richmond. While head coach at South Carolina Bass coached Dan Reeves, who was the starting quarterback for the Gamecocks.

On the pro level, he was on the Buffalo Bills staff from 1969-71 and spent two years with the Birmingham franchise in the World Football League, including one season as head coach (1975). After the WFL ceased operations Bass rejoined the Buffalo Bills, this time as Director of Pro Scouting from 1975-77, prior to moving to Calgary in 1978.

Marvin and his wife, Audrey, have one son, Randy, and two grandsons, Lee and Rhett.



JOE COLLIER Assistant Head Coach/Defense

The senior member of the Denver Broncos' coaching staff, Joe Collier was promoted to the position of assistant head coach/defense prior to the 1982 campaign. Recognized as the mastermind of Denver's strong defensive unit, Collier begins his 17th season with the Broncos in 1985.


Collier is one of only five original AFL coaches still active in the NFL. He is the only active coach who has spent all 25 years with AFL or AFC teams.

Collier was on Lou Saban's staff at Western Illinois from 1957 through 1959, then moved with Saban to the Boston Patriots in 1960-61, and on to Buffalo in 1962.

He served as head coach of the Bills in 1966-67-68, then rejoined Saban's staff with the Broncos in 1969.

Collier was an All-Big Ten selection as an end during his college days at Northwestern, and played in the Senior Bowl and the East-West Shrine game. Drafted by the New York Giants, he chose instead to spend the next two years in the Army, after which he joined the coaching ranks at Western Illinois.

Joe and his wife, Shirley, have three children, Julie, Lisa and Joe.



CHAN GAILEY Special Teams/Defensive Assistant

Chan Gailey is in his first season as the Denver Broncos special teams coach and defensive assistant, having come to the club from Troy State in Troy, Ala., where he was head coach from 1983-84, winning the NCAA Division II national championship last season.

Gailey began his coaching career as the defensive backfield coach at Troy State in 1976-77, before moving on to the Air Force Academy as the Falcons' secondary coach in 1978. Gailey rose to the position of defensive coordinator with the Falcons in 1981, and returned to Troy State in 1983.

A native of Americus, Ga., Gailey earned 12 varsity letters at Americus High School before entering the University of Florida, where he earned his bachelor's degree in physical education in 1974. He earned three letters at Florida, two as a quarterback and one as a special teams player.

Gailey served as a graduate assistant at Florida in 1974 and 1975, with the Gators going to the Sugar Bowl in 1974 and the Gator Bowl the following year.

Chan and his wife Laurie have two sons, Tate and Andrew.



ALEX GIBBS Head Offensive Line

Alex Gibbs is in his second year as offensive line coach for the Broncos, coming to the club from the University of Georgia, where he was offensive line coach in 1982-83.

Prior to moving to Georgia, he was the offensive coordinator at Auburn from 1979-81, also working as the offensive line coach and as quarterback coach during his tenure there.

Gibbs also is a former offensive coordinator and line coach at Ohio State (1975-78), and he has held coaching positions at West Virginia (1973-74), Kentucky (1971-72), and Duke (1969-70).

He began his career as the head coach at Mount Airy (N.C.) High School from 1966-68, where his teams won three conference championships and two state titles.

A graduate of Davidson College in 1963, Gibbs earned his master's degree from the University of North Carolina in 1964.

Alex is married (Woo) and has five children, daughter Sandy and sons Steve, David, Chuck and Mark.



STAN JONES Defensive Line

One of the leading linemen in the National Football League in his playing days, Stan Jones is marking his 32nd consecutive year in pro football in 1985.

This is the 15th season as defensive line coach of the Broncos for Jones, who is on his second tour of duty in the Mile High City.

Jones served on the Bronco staff under Lou Saban from 1967 to 1971,



spent the next four years with Saban in Buffalo, then rejoined the Broncos in 1976.

Jones was an All-American tackle at Maryland in 1953 and was named the nation's Lineman of the Year. In 1977, he was named to the Atlantic Coast Conference's 25-year All-Star team. He has been honored by the Maryland Alumni Association as Man of the Year, and is a member of Pennsylvania's Sports Hall of Fame.

He played 12 years with the Chicago Bears and one with the Washington Redskins, gaining All-Pro honors as an offensive guard four times and appearing in seven Pro Bowls.

Stan and his wife, Darlis, have a daughter, Sherrie, and two sons, Kevin and Troy.

AL MILLER **Strength/Conditioning**

Al Miller joins the Broncos as the strength and conditioning coach in 1985, coming to Denver from the University of Alabama, where he held a similar position from 1982-84.

Prior to moving to Alabama Miller was the strength and conditioning coach at Northeast Louisiana in 1981 and Mississippi State in 1980. He spent 1979 in private business, after working as linebacker and strength coach at Northwestern Louisiana in 1974-78. Miller coached on the high school and junior high school levels in 1969-73.

Miller, a native of El Dorado, Ark., received his master's and bachelor's degrees from Northeast Louisiana, graduating from the school in 1970.

Al and his wife Janis have a son, Carey Brian, and a daughter, Lisa.



MYREL MOORE **Linebackers**

Myrel Moore will be in his tenth season on the Denver Broncos' coaching staff in 1985, and this campaign will mark his eighth as the club's linebacker coach. He coached the linebackers in 1983-84 after having rejoined the Broncos as an offensive line coach in 1982.

His previous stint in Denver came from 1972-77. Moore coached the offensive line and special teams in 1972, then took over as linebacker coach the following year.

He was a tight end and linebacker at the University of California-Davis from 1954-56 and played defensive back for the Washington Redskins in 1957-58 before beginning his coaching career.

Moore joined the staff at Santa Ana JC in 1959 and became head coach in 1963 before moving on to the University of California, where he coached from 1964-71.

He was on the Oakland Raiders' staff in 1978-79 before returning to the Broncos as a scout in 1981.

Myrel is married (Sondra) and has four children, daughters Michelle, Meagan, and Mayce, and a son Michael.



NICK NICOLAU **Running Backs**

Nick Nicolau once again will coach Bronco running backs this year, having assumed that role in 1982 after joining the club as a special assistant the previous season.

A veteran of 27 years as a coach on every level—high school, small college, major college, and both the NFL and Canadian Football League—Nicolau came to Denver from the New Orleans Saints, where he coached in 1980.

He was Director of Player Personnel and running back coach at Montreal (CFL) in 1978-79, with the Alouettes winning the conference championship and playing in the Grey Cup both years.

Nicolau was a running back at Southern Connecticut State College and began his coaching career there in 1960 after coaching in high school for two years.

Nick graduated from Southern Connecticut after serving in the United States Marine Corps. He went on to earn a master's degree from Indiana University and a doctorate from Springfield College.

Nicolau and his wife Eleanor have four daughters, Tracy, Shari, Vickie, and Wendy, and two sons, Duane and Randy.



MIKE SHANAHAN **Offensive Coordinator/Wide Receivers and Quarterbacks**

Mike Shanahan is in his second season with Denver and his first as offensive coordinator, having come to the club from the University of Florida, where he was the offensive coordinator and assistant head coach in 1983.

Shanahan had been Florida's offensive coordinator since 1980, and in 1983 the Gators set an NCAA offensive record with 4,540 total yards, producing a 9-2-1 mark. Starting quarterback Wayne Peace set a national mark under Shanahan's tutelage, completing 70.7 percent of his passes.

A native of Oak Park, Ill., Shanahan graduated from Eastern Illinois in 1974 and earned a master's degree there in 1975.

He began his coaching career at Oklahoma in 1975-76, serving as an offensive backfield and receivers coach for the Sooners.

Shanahan was Northern Arizona's offensive backfield coach in 1977 and served as offensive coordinator at Eastern Illinois in 1978 and at Minnesota in 1979.


Mike and his wife, Peggy, have two children, son Kyle and daughter Krystal, and the family makes its home in Aurora.



DOC URICH **Tight Ends/Assistant Offensive Line**

Doc Urich takes over as Denver's tight end and assistant offensive line coach after having rejoined the Broncos during the 1984 preseason as a special teams coach. He was Denver's defensive line coach from 1972-75, offensive line coach in 1976, and director of pro scouting in 1977.

Urich began his coaching career at Miami (Ohio), where he played from 1948-50. He was a coach for the Red-



skins in 1951-54 before moving on to coach at Northwestern from 1955-63 and Notre Dame in 1964-65. Urich was the head coach at the University of Buffalo in 1966-68 and at Northern Illinois from 1969-70. He moved on to the NFL Buffalo Bills in 1971, where he coached the defensive line prior to coming to Denver.

After his first stint with the Broncos, Urich joined the Washington Redskins as the defensive coordinator and line coach in 1978-80. He became Green Bay's defensive line coach in 1981 and held the position through the 1983 season.

Urich and his wife Pat have a daughter, Cynthia, and a son, Danny.

CHARLIE WEST Defensive Backs

Charlie West, who concluded his NFL playing career as a Bronco defensive back in 1978-79, is in his third year as the club's defensive backfield coach in 1985.

West came to Denver from the University of California, where he coached outside linebackers and coordinated special teams in 1982. He spent the previous season as the defensive backfield coach at Macalester College in St. Paul, Minn.

He had a 12-year NFL career that began with Minnesota from 1968-73 and continued with Detroit from 1974-77 before West was traded to the Broncos.

A second-round draft choice from the University of Texas at El Paso, West won 10 letters at UTEP, where he was one of that school's greatest athletes, and was named All-America by The Sporting News.

He has the unique distinction of also having played professional baseball, spending the 1968 baseball season in the Cincinnati Reds organization as an outfielder.

Charlie and his wife, Barbara, have two children, son Michael and daughter Sandra.



ADMINISTRATION

JOHN BEAKE General Manager

John Beake begins his seventh Denver Broncos campaign in his new role as the NFL club's General Manager, capping a 16-year career in professional football as both coach and administrator.

As General Manager, he is responsible for all day-to-day operations of club administration and concentrates his efforts in the area of contract negotiations, an area in which he has considerable experience.

John was Assistant General Manager in 1984 and was the Broncos' Director of Football Operations the previous year, so his new role is the culmination of a steady rise within the organization.

He joined the Broncos in 1979 as the Director of Pro Personnel and became Director of Player Personnel in 1981, having concentrated on the coaching aspects of the game prior to coming to Denver.



An assistant coach for the Kansas City Chiefs from 1968 through 1974, John was the offensive backfield coach for the New Orleans Saints in 1976-77.

On the college level, he coached at Penn State in 1961-62 and was the offensive coordinator at Colorado State University in 1975. John coached on the high school level for six years prior to joining the Penn State staff in 1961.

He has a degree from Trenton State College in New Jersey and a master's degree from Penn State.

John and his wife, Marcia, have three children, Jerilyn, Chip, and Christopher, and the family makes its home in Fort Collins, Colo.

REED JOHNSON Coordinator of College Scouting

Reed Johnson, who enters his fifth season with the Denver Broncos in 1985, is the Coordinator of College Scouting for the NFL club and as such is in charge of Denver's entire scouting program.

He came to Denver as special teams coach in 1981 and served as Coordinator of Pro Scouting in 1982.

Johnson spent eight years as a scout for the Dallas Cowboys before coming to Denver. Prior to his stint with Dallas, he was an assistant coach on the college level at New Mexico, Oklahoma State, and Tulsa.

A graduate of the University of Colorado, Johnson played in the Buffaloes' defensive backfield for four years and was a member of the school's Big Eight championship team in 1961.

He coached high school football in Texas for five seasons, including four at Highland Park High School in Dallas, where Johnson himself had played on a state championship team in 1957.

Reed has two daughters, Jill, 21, and Holly, 19. He and his wife Peggy reside in Denver.



CARROLL HARDY Coordinator of Combine Scouting

Carroll Hardy, the Coordinator of Combine Scouting for the Broncos, begins his 22nd year with the club in 1985.

A 10-letter winner at the University of Colorado, Hardy is considered one of the greatest athletes ever to play in the state of Colorado.

He played pro football for the San Francisco 49ers and major league baseball with the Cleveland Indians, Boston Red Sox, Houston Astros, and Minnesota Twins, in 1960 earning a niche in sports history by becoming the only man ever to pinch hit for Ted Williams.

A native of South Dakota, Hardy is a member of the Sports Halls of Fame in both South Dakota and Colorado.

Carroll and his wife, Janice, have three children, Jay, Jill, and Lisa, and make their home in Boulder.



ADMINISTRATIVE STAFF



Bob Hurley
Treasurer



Sandy Waters
Director of
Administration




Jim Saccomano
Director of
Media Relations




Gail Stuckey
Ticket Manager



Charlie Lee
Director of
Player and Community
Relations



Bill Harpole
Equipment Manager



Steve Antonopoulos
Head Athletic Trainer



Alex Rohr
Controller



Joe Ellis
Director of Marketing



Rusty Nail
Director of
Photography



Ronnie Bill
Superintendent of
Facilities



Warren Kulik
Data Processing
Manager



Brad Brown
Assistant Trainer



Danny Bill
Assistant Equipment
Manager



Mike Barker
Assitant Director
of Photography



Yolanda Saltus
Administrative Assistant
to President



Azantha Andrie
Secretary to
Vice President/Head Coach



Judy Rayl
Secretary to
General Manager



Joan Baker
Assistant Ticket
Manager



Bev Havens
Accountant



Pat Linder
Secretary to
Film/Coaches



Jenny Anne Cary
Scouting Secretary



Skip Allen
Administrative Assistant
to Head Coach



Marlene Zaloumis
Administrative Secretary



Caroline Tu
Public Relations
Secretary



Barry Hawkins
Media Relations
Assistant



Bertie Mark
Ticket Assistant



Tracy Simmons
Ticket Assistant



Wanda Martin
Receptionist



Ross Kurcab
Groundskeeper



SCOUTS



Ken Blair
Midwest



Bill Daddio
Midwest



Hugh Davidson
Rocky Mountains-
West



Scott DiStefano
Rocky Mountains-
Southwest



Jerry Frei
West



Ronnie Hill
Rocky Mountains-
Southwest



Lide Huggins
South



George Karras
East



Bobby Marks
South




Bernie Reid
Midwest-East



Clyde Wrenn
Southeast

THE 1985 SEASON



Head Coach Dan Reeves, who earned several coach of the year honors in 1984, has the eighth highest winning percentage among active coaches (.596).

1985 NFL SCHEDULE

SUNDAY, SEPTEMBER 8 (First Weekend)

Denver at Los Angeles Rams, Detroit at Atlanta, Green Bay at New England, Indianapolis at Pittsburgh, Kansas City at New Orleans, Miami at Houston, New York Jets at Los Angeles Raiders, Philadelphia at New York Giants, St. Louis at Cleveland, San Diego at Buffalo, San Francisco at Minnesota, Seattle at Cincinnati, Tampa Bay at Chicago.

MONDAY, SEPTEMBER 9

Washington at Dallas.

THURSDAY, SEPTEMBER 12 (Second Weekend)

Los Angeles Raiders at Kansas City.

SUNDAY, SEPTEMBER 15

Atlanta at San Francisco, Buffalo at New York Jets, Cincinnati at St. Louis, Dallas at Detroit, Houston at Washington, Indianapolis at Miami, Los Angeles Rams at Philadelphia, Minnesota at Tampa Bay, New England at Chicago, New Orleans at Denver, New York Giants at Green Bay, Seattle at San Diego.

MONDAY, SEPTEMBER 16

Pittsburgh at Cleveland.

THURSDAY, SEPTEMBER 19 (Third Weekend)

Chicago at Minnesota.

SUNDAY, SEPTEMBER 22

Cleveland at Dallas, Denver at Atlanta, Detroit at Indianapolis, Houston at Pittsburgh, Kansas City at Miami, New England at Buffalo, New York Jets vs. Green Bay at Milwaukee, Philadelphia at Washington, St. Louis at New York Giants, San Diego at Cincinnati, San Francisco at Los Angeles Raiders, Tampa Bay at New Orleans.

MONDAY, SEPTEMBER 23

Los Angeles Rams at Seattle.

SUNDAY, SEPTEMBER 29 (Fourth Weekend)

Atlanta at Los Angeles Rams, Cleveland at San Diego, Dallas at Houston, Green Bay at St. Louis, Indianapolis at New York Jets, Los Angeles Raiders at New England, Miami at Denver, Minnesota at Buffalo, New Orleans at San Francisco, New York Giants at Philadelphia, Seattle at Kansas City, Tampa Bay at Detroit, Washington at Chicago.

MONDAY, SEPTEMBER 30

Cincinnati at Pittsburgh.

SUNDAY, OCTOBER 6 (Fifth Weekend)

Buffalo at Indianapolis, Chicago at Tampa Bay, Dallas at New York Giants (night), Detroit at Green Bay, Houston at Denver, Kansas City at Los Angeles Raiders, Minnesota at Los Angeles Rams, New England at Cleveland, New York Jets at Cincinnati, Philadelphia at New Orleans, Pittsburgh at Miami, San Diego at Seattle, San Francisco at Atlanta.

MONDAY, OCTOBER 7

St. Louis at Washington.

SUNDAY, OCTOBER 13 *(Sixth Weekend)*

Atlanta at Seattle, Buffalo at New England, Chicago at San Francisco, Cleveland at Houston, Denver at Indianapolis, Detroit at Washington, Kansas City at San Diego, Los Angeles Rams at Tampa Bay, Minnesota vs. Green Bay at Milwaukee, New Orleans at Los Angeles Raiders, New York Giants at Cincinnati, Philadelphia at St. Louis, Pittsburgh at Dallas.

MONDAY, OCTOBER 14

Miami at New York Jets.

SUNDAY, OCTOBER 20 *(Seventh Weekend)*

Cincinnati at Houston, Dallas at Philadelphia, Indianapolis at Buffalo, Los Angeles Raiders at Cleveland, Los Angeles Rams at Kansas City, New Orleans at Atlanta, New York Jets at New England, St. Louis at Pittsburgh, San Diego at Minnesota, San Francisco at Detroit, Seattle at Denver, Tampa Bay at Miami, Washington at New York Giants.

MONDAY, OCTOBER 21

Green Bay at Chicago.

SUNDAY, OCTOBER 27 *(Eighth Weekend)*

Atlanta at Dallas, Buffalo at Philadelphia, Denver at Kansas City, Green Bay at Indianapolis, Houston at St. Louis, Miami at Detroit, Minnesota at Chicago, New England at Tampa Bay, New York Giants at New Orleans, Pittsburgh at Cincinnati, San Francisco at Los Angeles Rams, Seattle at New York Jets, Washington at Cleveland.

MONDAY, OCTOBER 28

San Diego at Los Angeles Raiders.

SUNDAY, NOVEMBER 3 *(Ninth Weekend)*

Chicago at Green Bay, Cincinnati at Buffalo, Cleveland at Pittsburgh, Denver at San Diego, Detroit at Minnesota, Kansas City at Houston, Los Angeles Raiders at Seattle, Miami at New England, New Orleans at Los Angeles Rams, New York Jets at Indianapolis, Philadelphia at San Francisco, Tampa Bay at New York Giants, Washington at Atlanta.

MONDAY, NOVEMBER 4

Dallas at St. Louis.

SUNDAY, NOVEMBER 10 *(Tenth Weekend)*

Atlanta at Philadelphia, Cleveland at Cincinnati, Dallas at Washington, Detroit at Chicago, Green Bay at Minnesota, Houston at Buffalo, Indianapolis at New England, Los Angeles Raiders at San Diego, Los Angeles Rams at New York Giants, New York Jets at Miami, Pittsburgh at Kansas City, St. Louis at Tampa Bay, Seattle at New Orleans.

MONDAY, NOVEMBER 11

San Francisco at Denver.

SUNDAY, NOVEMBER 17 *(Eleventh Weekend)*

Buffalo at Cleveland, Chicago at Dallas, Cincinnati at Los Angeles Raiders, Kansas City at San Francisco, Los Angeles Rams at Atlanta, Miami at Indianapolis, Minnesota at Detroit, New England at Seattle, New Orleans vs. Green Bay at Milwaukee, Pittsburgh at Houston, St. Louis at Philadelphia, San Diego at Denver, Tampa Bay at New York Jets.

MONDAY, NOVEMBER 18

New York Giants at Washington.

SUNDAY, NOVEMBER 24 *(Twelfth Weekend)*

Atlanta at Chicago, Cincinnati at Cleveland, Denver at Los Angeles Raiders, Detroit at Tampa Bay, Green Bay at Los Angeles Rams, Indianapolis at Kansas City, Miami at Buffalo, New England at New York Jets, New Orleans at Minnesota, New York Giants at St. Louis, Philadelphia at Dallas, San Diego at Houston, Washington at Pittsburgh.

MONDAY, NOVEMBER 25

Seattle at San Francisco.

THURSDAY, NOVEMBER 28 *(Thirteenth Weekend)*
(THANKSGIVING DAY)

New York Jets at Detroit, St. Louis at Dallas.

SUNDAY, DECEMBER 1

Buffalo at San Diego, Cleveland at New York Giants, Denver at Pittsburgh, Houston at Cincinnati, Kansas City at Seattle, Los Angeles Raiders at Atlanta, Los Angeles Rams at New Orleans, Minnesota at Philadelphia, New England at Indianapolis, San Francisco at Washington, Tampa Bay at Green Bay.

MONDAY, DECEMBER 2

Chicago at Miami.

SUNDAY, DECEMBER 8

Atlanta at Kansas City, Cleveland at Seattle, Dallas at Cincinnati, Detroit at New England, Indianapolis at Chicago, Los Angeles Raiders at Denver, Miami at Green Bay, New Orleans at St. Louis, New York Giants at Houston, New York Jets at Buffalo, Pittsburgh at San Diego, Tampa Bay at Minnesota, Washington at Philadelphia.

MONDAY, DECEMBER 9

Los Angeles Rams at San Francisco.

SATURDAY, DECEMBER 14 *(Fifteenth Weekend)*

Chicago at New York Jets, Kansas City at Denver.

SUNDAY, DECEMBER 15

Buffalo at Pittsburgh, Cincinnati at Washington, Green Bay at Detroit, Houston at Cleveland, Indianapolis at Tampa Bay, Minnesota at Atlanta, New York Giants at Dallas, Philadelphia at San Diego, St. Louis at Los Angeles Rams, San Francisco at New Orleans, Seattle at Los Angeles Raiders.

MONDAY, DECEMBER 16

New England at Miami.

FRIDAY, DECEMBER 20 *(Sixteenth Weekend)*

Denver at Seattle.

SATURDAY, DECEMBER 21

Pittsburgh at New York Giants, Washington at St. Louis.

SUNDAY, DECEMBER 22

Atlanta at New Orleans, Buffalo at Miami, Chicago at Detroit, Cincinnati at New England, Cleveland at New York Jets, Dallas at San Francisco, Green Bay at Tampa Bay, Houston at Indianapolis, Philadelphia at Minnesota, San Diego at Kansas City.

POSTSEASON

Sunday, December 29 — AFC and NFC First Round Playoffs (NBC and CBS). **Saturday, January 4** — AFC and NFC Divisional Playoffs (NBC and CBS). **Sunday, January 5** — AFC and NFC Divisional Playoffs (NBC and CBS). **Sunday, January 12** — AFC and NFC Championship Games (NBC and CBS). **Sunday, January 26** — Super Bowl XX at Louisiana Superdome, New Orleans (NBC). **Sunday, February 2** — AFC-NFC Pro Bowl, Honolulu, Hawaii (ABC).

1985 NFL PRESEASON SCHEDULE

Saturday, August 3: Hall of Fame Game, Houston (AFC) vs. New York Giants (NFC), Canton, Ohio (ABC-TV).

FIRST WEEK

Friday, August 9: Buffalo at Detroit. **Saturday, August 10:** Chicago at St. Louis, Cleveland at San Diego, Green Bay at Dallas, Houston at Los Angeles Rams, Kansas City at Cincinnati, Minnesota at Miami, New Orleans at New England, New York Giants at Denver, Philadelphia at New York Jets, Pittsburgh at Tampa Bay, San Francisco at Los Angeles Raiders, Seattle at Indianapolis, Washington at Atlanta.

SECOND WEEK

Thursday, August 15: St. Louis at Los Angeles Rams. **Friday, August 16:** Detroit at Seattle. **Saturday, August 17:** Atlanta at Tampa Bay, Buffalo at Miami, Dallas at San Diego, Green Bay at New York Giants, Houston at New Orleans, Indianapolis at Chicago, New England at Kansas City, New York Jets at Cincinnati, Philadelphia at Cleveland, Pittsburgh at Minnesota. **Sunday, August 18:** Washington at Los Angeles Raiders. **Monday, August 19:** Denver at San Francisco.


THIRD WEEK

Friday, August 23: New England at Washington, Cincinnati at Detroit, Pittsburgh at St. Louis. **Saturday, August 24:** Atlanta vs. Green Bay at Milwaukee, Cleveland at Buffalo, Indianapolis at Denver, Kansas City at Houston, Los Angeles Rams vs. Philadelphia, Miami at Los Angeles Raiders, New York Jets at New York Giants, Tampa Bay at New Orleans, San Diego at San Francisco, Seattle at Minnesota. **Monday, August 26:** Chicago at Dallas.

FOURTH WEEK

Thursday, August 29: Detroit at Philadelphia. **Friday, August 30:** Cincinnati at Indianapolis, Los Angeles Raiders at Cleveland, Miami at Atlanta, Minnesota at Denver, New Orleans at San Diego, New York Giants at Pittsburgh, San Francisco at Seattle, Washington at Tampa Bay. **Saturday, August 31:** Buffalo at Chicago, Houston at Dallas, New England at Los Angeles Rams, New York Jets at Green Bay, St. Louis at Kansas City.

VETERAN PLAYER PROFILES



Wide receiver Steve Watson, the Broncos' most valuable offensive player in 1984, posted his third 1,000 yard season in the past four years.

No. 80 VERNEST RAYNARD (Ray) ALEXANDER *Wide Receiver*



Birthdate—January 8, 1962
Birthplace—Miami, Fla.
Residence—Aurora, Colo.
How Acquired—FA, 1984
College—Florida A&M
High School—John S. Shaw HS,
 Mobile, Ala.
Height—6-3
Weight—180
Pro Year—2nd
Year with Broncos—2nd

Ray Alexander had a fine rookie season in 1984, catching eight passes for 132 yards and one touchdown. His first receptions as a professional came against San Diego (11/11), including one that set up the winning touchdown. Alexander caught his first scoring pass the next week against Minnesota (11/18), and followed that with a 41-yard reception against Seattle (11/25) that put Denver into position to tie the score before halftime. Bronco coaches were impressed with Alexander's ability to catch the football, noting that the receiver has "soft" hands. He joined the team five weeks into the season, after having been one of the last cuts of the 1984 training camp.


COLLEGE: Ray holds Florida A&M's career and single season receiving records, and he was a three-time Mid-Eastern Athletic Conference selection. The 1983 MEAC player of the year, Ray was a preseason All-American selection that year by Sports Illustrated and The Sporting News, and earned All-American honors by the Kodak-American Football Coaches Association. He majored in commercial art.

PERSONAL: Ray and his wife (Marcel) have a son, Vernest (4/29/82), and the family resides in Aurora, Colo. At John S. Shaw HS in Mobile, Ala., Ray lettered four times in football and basketball, and twice in track. A native of Miami, Fla., Ray lists boating, camping, and playing basketball as his hobbies.

Professional Record

Year	Club	RECEIVING					
		Games	Starts	No.	Yds.	Avg.	TD
1983	Denver	8	0	8	132	16.5	1
TOTALS		8	0	8	132	16.5	1

No. 54 KEITH BISHOP *Center/Guard*



Birthdate—March 10, 1957
Birthplace—La Jolla, Calif.
Residence—Englewood, Colo.
How Acquired—Draft #6, 1980
College—Baylor
High School—Lee HS, Midland, Tex.
Height—6-3
Weight—265
Pro Year—5rd
Year with Broncos—5th

Keith Bishop had another fine season as the Broncos' starting left guard in 1984, starting 14 of the 16 games in which he played. Bishop was unable to start twice due to a muscle tear in his right foot, although he continued to do all the long snapping in those contests. He was one of the key players in a line that allowed the fewest number of quarterback sacks (35) for Denver since the 1973 campaign. Bishop is recognized by Bronco coaches and

trainers as an unselfish player, and last year he was named as Denver's winner of the Ed Block Memorial Award for Courage. He missed the entire 1981 season with a torn tendon on the bottom of his right foot and was hampered by tendonitis of the knee throughout the 1982 campaign. Bishop is known for his aggressive attitude and is a hard worker, which is reflected in the consistency of his play. In addition to his starting guard role, Bishop is also the Bronco's long snapper in all kicking situations and is considered by Denver coaches to be the best in the NFL in that capacity. Bishop can bench press his body weight over 17 times and participated in NBC's World's Strongest Man contest in 1981, placing sixth overall and winning the sumo wrestling championship of the United States Sumo Wrestling Association in the process.

COLLEGE: Keith began his career at the University of Nebraska. He played two years at Nebraska then transferred to Baylor, where he started every game at center in 1978 and was elected a tri-captain for 1979, but suffered a knee injury in the first game and missed the remainder of the season. He majored in physical education.

PERSONAL: Keith is married (Mary). At Lee HS in Midland, Texas, he lettered twice each in football and baseball. In football he played guard and center on offense and tackle on defense. Bishop was a pitcher in baseball. Keith lists hunting, fishing, and archery as his hobbies.

Professional Record

GAMES PLAYED: 1980 (16), 1981 (Injured reserve), 1982 (9), 1983 (16), 1984 (16).

GAMES STARTED: 1980 (0), 1982 (0), 1983 (16), 1984 (14).

ADDITIONAL STATISTICS: Recovered one fumble, 1982; recovered one fumble, 1983.

No. 65 WALT NATHANIEL BOWYER, JR. *Defensive End*



Birthdate—September 8, 1960
Birthplace—Wilksburg, Pa.
Residence—Denver, Colo.
How Acquired—Draft #10, 1983
College—Arizona State
High School—Wilksburg HS,
 Wilksburg, Pa.
Height—6-4
Weight—252
Pro Year—3rd
Year with Broncos—3rd

Walt Bowyer was in on 58 tackles and had three quarterback sacks backing up Barney Chavous at left defensive end last year, and the third-year man is expected to challenge for more playing time in 1985. Bowyer is considered by Bronco coaches to be a fine run defender who is developing as a pass rusher. He started one game last year and three as a rookie, getting in on 45 tackles and posting two sacks in 1983. An outstanding athlete, Bowyer has worked hard in the team's weight room to build himself up to his present size and strength.

COLLEGE: Walt went to Arizona State as a linebacker but was converted to defensive end and started in his sophomore and junior season, also playing one year of varsity basketball for the Sun Devils. He was a liberal arts major at Arizona State.

PERSONAL: Walt and his wife Patty have a daughter, Tamara (7/29/82), and the family makes its home in Denver. At Wilksburg HS in his native Wilksburg, Pa., Bowyer earned eight prep letters in football and basketball. One of the nation's most highly re-

garded prep defensive players, he earned All-American honors as a senior. Walt was an outstanding high school basketball player and competed in the prestigious Dapper Dan Basketball Classic.

Professional Record

GAMES PLAYED: 1983 (14), 1984 (16).

GAMES STARTED: 1983 (3), 1984 (1).

ADDITIONAL STATISTICS: Recovered one fumble, 1983; recovered one fumble, 1984.

NO. 26 CHRISTOPHER (Chris) BREWER Running Back



Birthdate—January 23, 1962

Birthplace—Denver, Colo.

Residence—Aurora, Colo.

How Acquired—Draft #9, 1984

College—Arizona

High School—George Washington HS,
Denver, Colo.

Height—6-1

Weight—193

Pro Year—2nd

Year with Broncos—2nd

Chris Brewer played in 13 games in 1984, primarily on special teams, and is expected to compete for increased playing time in 1985. He played sparingly as a running back last season, rushing 10 times for 28 yards, and catching two passes for 20 yards. During the 1984 preseason, Brewer recorded a 66-yard touchdown run against San Francisco.

COLLEGE: Chris was a second-team All-PAC 10 selection in 1983 at Arizona, ranking seventh in the conference in rushing that year. His college career statistics are highlighted by his rushing average of 5.1 yards per carry, and he was also a valuable member of the Wildcat special teams.

PERSONAL: A Denver native, Chris was a prep star at Denver's George Washington HS, where he was a prep All-American as a junior and earned all-city honors as a senior. In addition to winning three letters in football, Chris also competed in basketball and track.

Professional Record

Year	Club	RUSHING						RECEIVING			
		Games	Starts	Att.	Yds.	Avg.	TD	No.	Yds.	Avg.	TD
1984	Denver	13	0	10	28	2.8	0	2	20	10.0	0
TOTALS		13	0	10	28	2.8	0	2	20	10.0	0

ADDITIONAL STATISTICS: Fumbled once, 1984.

NO. 64 WILLIAM KIRBY (Billy) BRYAN Center



Birthdate—June 21, 1955

Birthplace—Burlington, N.C.

Residence—Burlington, N.C.

How Acquired—Draft #4, 1977

College—Duke

High School—Williams HS,
Burlington, N.C.

Height—6-2

Weight—255

Pro Year—9th

Year with Broncos—9th

Billy Bryan had another outstanding season as the catalyst in Denver's offensive line in 1984 and once again started all 16 games,

one of only eight Broncos to do so. He was a key member of the Denver offensive line that gave up the fewest number of sacks (35) since 1973. Bryan is considered by Denver coaches to be one of the best pass blocking centers in the NFL, in addition to being a good run blocker, and is a legitimate All-Pro candidate at his position. Praised by Bronco coaches for his on-field leadership and decision-making ability, Bryan twice has been voted by his teammates as Denver's offensive most valuable player (1980 and 1982). After joining the Broncos as a fourth-round draft choice in 1977, he missed all but one game that season because of injury, but took over the starting job in 1978 and has held it ever since. Aside from two games missed due to injuries in 1981, Bryan has started every game Denver has played from 1979 to the present and now has run his streak of consecutive starts to 46.

COLLEGE: Billy was a first team All-Atlantic Coast player at Duke, received several All-America honors, and earned four varsity letters, all at center. He capped his senior season by playing in the East-West Shrine game in San Francisco. Bryan graduated from Duke with a degree in economics.

PERSONAL: Billy is married (Susan), and they make their off-season home in Burlington, N.C. His father was a Little All-America at Elon College in North Carolina, and he has an uncle who was an outstanding player at Clemson. At Williams HS in Burlington, Bryan earned three football letters as a defensive tackle and two in track as a shot put and discus thrower. Billy lists sailing and target shooting as his hobbies.

Professional Record

GAMES PLAYED: 1977 (1), 1978 (13), 1979 (16), 1980 (16), 1981 (14), 1982 (9), 1983 (16), 1984 (16).

GAMES STARTED: 1978 (12), 1979 (16), 1981 (14), 1982 (9), 1983 (16), 1984 (16).

ADDITIONAL STATISTICS: Recovered two fumbles, 1979; fumbled twice for minus 20 yards, recovered one fumble, 1980; fumbled once, 1981; recovered one fumble, 1984.

NO. 58 STEVE RAY BUSICK Linebacker



Birthdate—December 10, 1958

Birthplace—Los Angeles, Calif.

Residence—Aurora, Colo.

How Acquired—Draft #7, 1981

College—Southern California

High School—Temple City HS,
Temple City, Calif.

Height—6-4

Weight—227

Pro Year—5th

Year with Broncos—5th

Steve Busick had an outstanding season in 1984, leading the team in tackles with 195 in his first year as a starter at the right inside linebacker spot. He was one of only eight Broncos to start every game last season, a campaign in which he intercepted two passes, recovered a fumble, recorded a quarterback sack and tallied four passes defended. Bronco coaches regard Busick as an intelligent, aggressive player who has developed well as a starter. He moved into a starting role at the left inside linebacker position in 1983 and finished second on the team in tackles with 130, including two sacks for 16 yards. Busick started 15 games that season, missing his only start because Denver opened with a four-man front line against the Raiders. He has now played in 57 straight games, never having missed one as a pro. After his rookie season he underwent off-season surgery to correct a recurring shoulder problem that had begun in training camp.

COLLEGE: Steve was hampered by injuries during his freshman and sophomore seasons, but he played well as a junior and as a senior earned honorable mention Pac-10 honors. In 1980 he posted 102 tackles, second highest total on the USC defensive unit. Busick closed out his college career with an appearance in the Blue-Grey game.

PERSONAL: He graduated from Temple City (Calif.) HS, where he lettered three times as a linebacker. Steve is single and his hobbies include music, snow skiing, fishing, and when in California, going to the beach.

Professional Record

Year	Club	INTERCEPTIONS					
		Games	Starts	No.	Yds.	Avg.	TD
1981	Denver	16	0	0	0	0.0	0
1982	Denver	9	0	0	0	0.0	0
1983	Denver	16	15	0	0	0.0	0
1984	Denver	16	16	2	21	10.5	0
TOTALS		57	31	2	21	10.5	0

ADDITIONAL STATISTICS: Recovered two fumbles, 1983; recovered one fumble, 1984.

NO. 68 RUBIN CARTER

Nose Tackle



Birthdate—December 12, 1952
Birthplace—Pompano Beach, Fla.
Residence—Aurora, Colo.
How Acquired—Draft #5b, 1975
College—Miami (Fla.)
High School—Stranahan HS, Ft. Lauderdale, Fla.
Height—6-0
Weight—256
Pro Year—11th
Year with Broncos—11th

Rubin Carter had another fine season in 1984, starting all 15 games in which he played. He missed the game at Detroit (10/7) due to a back injury suffered in practice. Carter posted 84 tackles, second among defensive lineman, recovered three enemy fumbles, and had three sacks. Considered by Denver coaches to be one of the better nose tackles in the NFL, Carter has missed only two games in his career, playing in 145 of the last 147 Bronco games. Since winning a starting job midway through his rookie year, he has started 133 games. Carter's career tackle total now is 972, while his career sack total is 28. He has recovered 14 fumbles overall, returning one for a touchdown against New England in 1979. Carter gained acclaim in Super Bowl XII when he was credited with six tackles, two assists, two quarterback sacks, and a fumble recovery. Carter joined the team as a fifth-round draft pick in 1975.

COLLEGE: Rubin was a two-year letterman at the University of Miami (Fla.), and was selected to the Kodak and UPI All-American teams after his senior year. He also was selected his team's MVP on defense in the Hula Bowl. He graduated from Miami with a degree in business administration.

PERSONAL: Rubin is married (Diana), and he has a son, Rubin Andre (5/12/79), and a daughter, Diandra (12/31/84). He is very active in the Fellowship of Christian Athletes and in Pro Athletes Outreach. At Stranahan HS in Ft. Lauderdale, Fla., Carter earned three varsity football letters as a defensive tackle and three as a shot putter in track and field. Rubin lists chess, tennis, ping-pong, swimming, basketball, backgammon, and pool as his hobbies.

Professional Record

GAMES PLAYED: 1975 (14), 1976 (14), 1977 (14), 1978 (16), 1979 (15), 1980 (16), 1981 (16), 1982 (9), 1983 (16), 1984 (15).
GAMES STARTED: 1975 (7), 1976 (14), 1977 (14), 1978 (16), 1979 (15), 1980 (16), 1981 (16), 1982 (5), 1983 (15), 1984 (15).
ADDITIONAL STATISTICS: Recovered one fumble, 1976; recovered one fumble, 1978; recovered two fumbles for 10 yards and one touchdown, 1979; recovered two fumbles, blocked PAT, 1980; recovered one fumble, 1981; recovered three fumbles, 1983; recovered three fumbles, 1984.

No. 79 BARNEY LEWIS CHAVOUS

Defensive End



Birthdate—March 22, 1951
Birthplace—Aiken, S.C.
Residence—Aurora, Colo.
How Acquired—Draft #2, 1973
College—South Carolina State
High School—Schofield HS, Aiken, S.C.
Height—6-3
Weight—258
Pro Year—13th
Year with Broncos—13th

Barney Chavous, the senior member of the Broncos' defensive line corps, has missed just two games due to injury in the past seven seasons. He took over as Denver's starting left defensive end in the first game of his rookie year and has been there ever since. Chavous is second in team history in games played (166) and games started (162), needing just 16 in each category to tie former Bronco Billy Thompson for the team lead. One of the steadiest performers on the club, Chavous has had seven campaigns in which he started every game, and he is also the leader in career sacks for Denver with 63. In 1984, his 12th season, Chavous tallied 66 tackles, which raises his career total to 1,076, and his seven and a half sacks were good for second highest on the team. He was named the Pittsburgh Courier's NFL Defensive Lineman of the Year following the 1978 season, and he earned NFLPA Defensive Rookie of the Year honors in 1973.

COLLEGE: Barney was All-Conference and defensive MVP at South Carolina State, where he earned four varsity letters as a defensive end. A three-year starter, he was named All-America by AP, The Football News, and the Pittsburgh Courier, the latter of which also named him collegiate Defensive Lineman of the Year. Chavous capped his college play with appearances in the North-South game, the Senior Bowl, and the Coaches' All-America game. He graduated with a major in physical education.

PERSONAL: Barney is married (Odessa), and they are the parents of three children, son Shedric (2/10/70), and daughters Jasmine (11/18/76) and Nikeya Monique (6/28/78). At Schofield HS in his hometown of Aiken, S.C., he earned one letter in football, as a linebacker, but lettered twice in track and field as a weight man with the shot and discus. Barney works in real estate and does some farming in the off-season. His hobbies are hunting, fishing, target shooting, and pool.

Professional Record

GAMES PLAYED: 1973 (14), 1974 (14), 1975 (9), 1976 (13), 1977 (13), 1978 (16), 1979 ?(16), 1980 (16), 1981 (16), 1982 (9), 1983 (15), 1984 (15).

GAMES STARTED: 1973 (14), 1974 (14), 1975 (9), 1976 (13), 1977 (11), 1978 (16), 1979 (16), 1980 (16), 1981 (16), 1982 (9), 1983 (13), 1984 (15).

ADDITIONAL STATISTICS: Recovered two fumbles, 1973; recovered two fumbles, 1974; recovered one fumble, 1980; recovered one fumble, 1981; credited with one safety, 1982; recovered one fumble for a touchdown, 1983.

NO. 59 DARREN COMEAUX *Linebacker*



Birthdate—April 15, 1960
Birthplace—San Diego, Calif.
Residence—San Diego, Calif.
How Acquired—FA 1982
College—Arizona State
High School—San Diego HS, San Diego, Calif.
Height—6-1
Weight—227
Pro Year—4th
Year with Broncos—4th

Darren Comeaux continued to be an excellent special teams player in 1984 and performed well in limited duty as an inside linebacker, intercepting his first enemy pass and recovering a fumble. He played in every game last year for the first time in his pro career. In 1983 Comeaux had been one of Denver's last cuts and rejoined the team in the third week of the campaign, playing in the last 14 games of the season, primarily on special teams. He originally signed with the Broncos after the 1982 draft and spent most of that season on injured reserve, having suffered a stress fracture in his lower right leg during training camp. A versatile athlete, Comeaux can play all four linebacker positions in Denver's defensive formation.

COLLEGE: Darren was honorable mention All-Pac 10 and earned Arizona State's Glen Hawkins Sportsmanship Award as a senior linebacker for the Sun Devils. He lettered in Arizona State in 1980 and 1981 after transferring from San Diego Mesa JC.

PERSONAL: Darren is single and makes his off-season home in his native San Diego where he is pursuing a degree in business administration at San Diego State. He also spends part of the off-season working as a youth counselor for the Southeast Involvement Program in San Diego. He lettered twice each in football, basketball, and track at San Diego HS. Darren likes to play racquetball and basketball in his spare time.


Professional Record

GAMES PLAYED: 1982 (3), 1983 (14), 1984 (16).

GAMES STARTED: 1982 (0), 1983 (0), 1984 (0).

ADDITIONAL STATISTICS: Intercepted one pass for five yards and recovered one fumble, 1984.

NO. 63 MARK SAMUEL COOPER *Guard*



Birthdate—February 14, 1960
Birthplace—Miami, Fla.
Residence—Aurora, Colo.
How Acquired—Draft #2, 1983
College—Miami (Fla.)
High School—Killian HS, Miami, Fla.
Height—6-5
Weight—267
Pro Year—3rd
Year with Broncos—3rd

Mark Cooper played in 15 games and started four last year, two each at left and right guard, performing very well in his starting assignments. He missed the final game of the season due to a knee injury sustained the previous week. Cooper is projected primarily as a guard again in 1985, although he is capable of playing tackle as well. Bronco coaches feel that he has all the qualifications necessary to be an outstanding offensive lineman and expect him to challenge for more playing time this year. The Broncos' second round draft choice in 1983, Cooper played in 10 games and started two as a rookie, missing six contests because of an ankle injury sustained in the season opener that year.

COLLEGE: Mark was a second team All-South Independent choice as a senior at Miami (Fla.), where he was a four-year letterman who capped his college career with East-West Shrine Game and Senior Bowl appearances. Cooper made the conversion to the interior line for the final game of the 1982 season, after having caught 19 passes for 214 yards and four touchdowns during his 33-game career as a tight end. He has a degree in communications from Miami.

PERSONAL: Mark is single and makes his off-season home in Aurora, Colo. He was a prep All-American selection (Adidas, Scholastic Coach) who also earned all-city and all-state honors. His father played pro football at Green Bay, and he has a cousin who pitched in the Oakland Athletics organization. Mark enjoys hunting, fishing, scuba diving, working on cars, and with his two horses. Mark did volunteer work with the Arapahoe County Sheriff's posse during the off-season.

Professional Record

GAMES PLAYED: 1983 (10), 1984 (15).

GAMES STARTED: 1983 (2), 1984 (4).

No. 55 RICK STEVEN DENNISON *Linebacker*



Birthdate—June 22, 1958
Birthplace—Kalispe, Mont.
Residence—Louisville, Colo.
How Acquired—FA, 1982
College—Colorado State
High School—Rocky Mountain HS, Fort Collins, Colo.
Height—6-3
Weight—220
Pro Year—4th
Year with Broncos—4th

Rick Dennison had an excellent campaign in 1984, recording 164 tackles and three sacks in his first season as a full-time starter at the left inside linebacker spot. His tackle total ranked third on the team and Bronco coaches feel Dennison developed excellent qualities of mental leadership last year. He saw action both inside and outside as a Bronco linebacker in 1983, getting in on 19 tackles on defense in addition to playing on Denver's special teams. He is a

fine athlete who has not missed a game in his three pro campaigns. Dennison had a free agent tryout with the Buffalo Bills in 1980 and with Denver the following year, finally joining the Broncos after the Bills again cut him just prior to the start of 1982 regular season play.

COLLEGE: Rick was a second team Academic All-American at Colorado State University, where he played tight end for the Rams from 1976-79, graduating with a degree in civil engineering. He earned three letters at CSU.

PERSONAL: He and his wife Deborah make their home in Louisville, Colo. Rick is a native of Kalispel, Mont., and graduated from Rocky Mountain HS in Fort Collins, Colo., where he lettered twice each in football, basketball, and baseball. He received a master's degree in civil engineering in the spring of 1982, specializing in fluid mechanics. Rick likes fishing and music.


Professional Record

GAMES PLAYED: 1982 (9), 1983 (16), 1984 (16).

GAMES STARTED: 1982 (0), 1983 (1), 1984 (15).

ADDITIONAL STATISTICS: Returned two kickoffs for 27 yards, 1984.

No. 7 JOHN ALBERT ELWAY *Quarterback*



Birthdate—June 28, 1960

Birthplace—Port Angeles, Wash.

Residence—Aurora, Colo.

How Acquired—Trade with Baltimore, 1983

College—Stanford

High School—Granada Hills HS, Los Angeles, Calif.

Height—6-3

Weight—210

Pro Year—3rd

Year with Broncos—3rd

John Elway last year took a major step forward in his development as an NFL quarterback, as the former Stanford All-American led the Broncos to a 12-2 record in his 14 regular season starts, finishing eighth among AFC passers with a 76.8 rating (214 completions in 380 attempts for 2,598 yards and 18 touchdowns). Not only was Elway's passing a factor in his leadership of the offense, but he finished third on the team in rushing with 237 yards on 56 carries, good for a 4.2 average. Elway tied the franchise record with five scoring passes in a single game (vs. Minnesota on 11/18) and established a personal pro high in completions with 26 against New England (11/4), also posting his only 300-yard game of the campaign against the Patriots (315). He had his best rushing performance as a Bronco in the team's final regular season game at Seattle, gaining 43 yards on nine carries in pacing Denver to the division title. Elway was not able to start two games due to injury and sat out one altogether (10/28 at Los Angeles Raiders). He worked very hard in the Bronco weight room during this off-season to build up his upper body, and is considered to be both heavier and stronger for the coming season. Elway started 10 games overall in 1983, including the first five before being replaced by Steve DeBerg and five more after DeBerg was injured at Seattle (11/6). Elway did not have impressive stats as a rookie, finishing 17th among AFC passers, but he carried a tremendous emotional burden all season, having come into the NFL as the most publicized college prospect since Joe Namath in 1965. John struggled for much of the season before putting outstanding performances back to back in December against Cleveland and Baltimore, both Denver wins and the latter of which clinched a playoff spot for the

Broncos. He completed 16 of 24 for 284 yards and two touchdowns against the Browns and the following week brought Denver back from a 19-0 deficit with three fourth quarter scoring passes, leading the Broncos to a 21-19 win. He completed 23 of 44 for 345 yards in that game, all single game highs for his rookie year. Elway was the first player selected in the 1983 NFL draft and joined the Broncos by trade on 5/2/83. An exceptional pure passer, his talents were honed by the pro-style offense employed by Stanford.

COLLEGE: John concluded his college career with five major NCAA Division 1-A records and nine major Pac-10 marks. Elway completed 62.1 percent of his career passes (774 of 1,243, both NCAA highs) for 9,349 yards and 77 touchdowns, while setting an NCAA record for the lowest percentage of passes intercepted in a career (3.13 percent). He passed for over 200 yards in 30 of 42 games. As a senior, John was a consensus All-American and finished second in Heisman Trophy balloting while setting virtually every Pac-10 and Stanford career record for total offense and passing. In 1982 he passed for over 2,500 yards for an NCAA record third straight season capping his career as the East-West Shrine Offensive Player of the Game. He threw for two or more TDs in all but three games as a senior. As a junior Elway received All-American recognition and was named All-West Coast first team by UPI. John was the first sophomore ever named Pac-10 Player-of-the-Year and also the first sophomore ever named a first team All-American (The Sporting News). He compiled amazing 1980 statistics, completing 65.4 percent of his attempts for 2,889 yards and 27 TDs. In limited action as a freshman he completed 50 of 96 attempts for 544 yards, setting a school record for freshmen by hurling six TD passes. A two-sport star, John played baseball for the New York Yankees' Oneonta (N.Y.) single-A farm club in 1982, hitting for a .318 average and knocking in a team-high 24 runs batted in. He was the Yankees' first selection in the 1981 summer draft. He hit .349 with nine homers and 50 RBI in 49 games in his final college baseball season as a sophomore. Elway has a degree in economics from Stanford.

PERSONAL: John and his wife Janet make their home in Aurora, Colo. A native of Port Angeles, Wash., Elway was the most highly recruited prep athlete in the nation in 1979 and was listed on Parade, Scholastic Coach, Football News, and National Coaches Association All-America teams. He had an unparalleled football-baseball career at Granada Hills HS. John was 129 of 200 for 1,837 yards and 19 TDs as a senior, while leading the baseball team to the Los Angeles City championship with a .491 batting average and a 4-2 pitching record. He completed 60 percent of his high school passes for 5,711 yards and 49 TDs. The Kansas City Royals selected him in the 1979 summer draft, although he already had signed a national letter of intent with Stanford. John's father, Jack, now is the head coach at Stanford. Jack coached his son in the East-West Shrine contest in which John earned Offensive MVP laurels.

Professional Record

		PASSING							
Year	Club	Games	Starts	Att.	Comp.	Pct.	Yds.	TD	Int.
1983	—Denver	11	10	259	123	47.5	1,663	7	14
1984	—Denver	15	14	380	214	56.3	2,598	18	15
TOTALS		26	24	639	337	52.7	4,261	25	29

RUSHING

Year	Club	Att.	Yds.	Avg.	TD
1983	—Denver	28	146	5.2	1
1984	—Denver	56	237	4.2	1
TOTALS		84	383	4.6	2

ADDITIONAL STATISTICS: Fumbled six times and recovered three fumbles for minus one yard, 1983; fumbled 14 times and recovered seven fumbles, 1984.

No. 43 STEPHEN JAMES (Steve) FOLEY

Safety



Birthdate—Nov. 11, 1953
Birthplace—New Orleans, La.
Residence—New Orleans, La.
How Acquired—Draft #8, 1975
College—Tulane
High School—Jesuit HS, New Orleans La.
Height—6-2
Weight—190
Pro Year—10th
Year with Broncos—10th

Steve Foley was one of only eight Broncos to start all 16 games last season, as the 10-year veteran intercepted six passes to tie Mike Harden for the team lead. He has a career total of 39 interceptions, which ties him for third in the league among active players and is the third highest total in team history behind Goose Gosoulin (43) and Bill Thompson (40). Foley also scored his first pro touchdowns last year on a 40-yard interception return at Seattle (12/15) and a 22-yard fumble return on the first play from scrimmage against Green Bay (10/15) in a Monday night blizzard. He ranked second on the team and first among defensive backs in tackles with 167 and he broke up 10 passes. Foley intercepted five passes in 1983 while leading the defensive backs in tackles with 124 despite missing two games with an ankle injury. He returned to the starting lineup at free safety that year after having missed virtually all of 1982 due to a broken right forearm suffered in a goal line collision with San Diego wide receiver Wes Chandler on opening day. Foley was Denver's interception leader for four straight years (1978-81) and in 1981 picked off five passes in his first full year as a free safety. His shift to free safety for the eighth game of the 1980 campaign marked the second position change of his career — he was a college quarterback at Tulane. Drafted by the Broncos in 1975, he opted instead for the WFL as a quarterback, eventually was shifted to the defensive backfield at Jacksonville and subsequently came to Denver as an experienced defender. Foley did not miss a game from 1978-81 and was named to UPI's All-AFC team after the 1978 season.

COLLEGE: Steve lettered three times as a quarterback at Tulane and led the Green Wave to the 1973 Blue Bonnet Bowl. He holds Tulane's individual career total offense record and graduated with a degree in business.

PERSONAL: Steve and his wife Cindy have two children, son David (5/24/82) and daughter Natalie (1/1/84) and make their off-season home in his native New Orleans. He comes from a large family, with 12 brothers and sisters. At Jesuit HS in New Orleans, Foley was a two-year letterman at quarterback and earned two track letters as a long jumper, high jumper, and javelin thrower. Steve lists hunting, fishing, tennis and "most outdoor sports" as hobbies.

Professional Record

Year	Club	INTERCEPTIONS						PUNT RETURNS			
		Games	Starts	No.	Yds.	Avg.	TD	No.	Yds.	Avg.	TD
1976	—Denver	14	6	4	95	23.8	0	5	42	8.4	0
1977	—Denver	13	13	3	22	7.3	0		None		
1978	—Denver	16	16	6	84	14.0	0		None		
1979	—Denver	16	15	6	14	2.3	0		None		
1980	—Denver	16	16	4	115	28.8	0		None		
1981	—Denver	16	13	5	81	16.2	0		None		
1982	—Denver	1	1	0	0	0.0	0		None		
1983	—Denver	14	13	5	28	5.6	0		None		
1984	—Denver	16	16	6	97	16.2	1		None		
TOTALS		122	109	39	536	13.7	1	5	42	8.4	0

ADDITIONAL STATISTICS: Fumbled once, 1976, rushed once for 14 yards, 1978; fumbled once, 1979; recovered one fumble, 1981; recovered one fumble and fumbled once, 1983; recovered one fumble for 22 yards and a touchdown, 1984.

NO. 62 MICHAEL JOSEPH (Mike) FREEMAN

Guard/Center



Birthdate—October 13, 1961
Birthplace—Mt. Holly, N.J.
Residence—Aurora, Colo.
How Acquired—FA, 1984
College—Arizona
High School—Fountain Valley HS, Fountain Valley, Calif.
Height—6-3
Weight—256
Pro Year—2nd
Year with Broncos—2nd

Mike Freeman will battle for more playing time in 1985. He played in nine games last season in a reserve role at guard and also saw limited action at center. Freeman made the team as a free agent in 1984, impressing coaches with his pass blocking skills and his learning abilities.

COLLEGE: Mike was a second-team All-PAC 10 player in his senior year at Arizona, and was given his school's "Tough Boot" award for being the outstanding interior lineman on the squad.

PERSONAL: Mike and his wife Jill reside in the Denver suburb of Aurora. A native of Mt. Holly, N.J., he earned three letters for football at Fountain Valley (Calif.) HS, where he also wrestled as a freshman. Mike enjoys playing basketball in his spare time.

Professional Record

GAMES PLAYED: 1984 (9).
GAMES STARTED: 1984 (0).

NO. 66 SCOTT AARON GARNETT

Nose Tackle



Birthdate—December 3, 1962
Birthplace—Pasadena, Calif.
Residence—Pasadena, Calif.
How Acquired—Draft #8b, 1984
College—Washington
High School—John Muir HS, Pasadena, Calif.
Height—6-2
Weight—271
Pro Year—2nd
Year with Broncos—2nd

Scott Garnett had a fine rookie season in 1984 despite being hampered by injuries to his right knee, left ankle, and big toe. He played in every game last year and was named team most valuable player for his performance against Detroit (10/7) when he started for an injured Rubin Carter. Garnett finished the season with 41 tackles, a sack, and a fumble recovery, and was also credited with breaking up four passes. Bronco coaches are impressed with Garnett's size and quickness.

COLLEGE: Scott was plagued with three metatarsal injuries in a period of three months as a collegian and missed five games each in his sophomore and junior seasons, but he recovered to finish strong in the latter part of his senior campaign. He was an honorable

mention All-PAC 10 selection in his junior year, and he played in two Rose Bowls, starting in his freshman season. Garnett majored in society and justice, and was a member of the Omega Psi Phi Fraternity.

PERSONAL: Scott is single and resides in his native Pasadena, Calif., where as a three-year letterman at John Muir HS he was named Carnation All-America, All-CIF Division II, and San Gabriel Valley MVP as a senior. He was All-Pacific League and All-San Gabriel Valley for two seasons, and also earned four letters in track, winning the California state shot put title with a 64'-8¾" effort, and earning Scholastic Coach Prep All-America honors in the process. Scott enjoys weight lifting, playing backgammon, and listening to music in his spare time.

Professional Record

GAMES PLAYED: 1984 (16).

GAMES STARTED: 1984 (1).

ADDITIONAL STATISTICS: Recovered one fumble, 1984.

NO. 72 MARSHARNE DEWAYNE GRAVES

Tackle



Birthdate—July 8, 1962
Birthplace—Memphis, Tenn.
Residence—Aurora, Colo.
How Acquired—FA, 1984
College—Arizona
High School—Abraham Lincoln HS,
 San Francisco, Calif.
Height—6-3
Weight—272
Pro Year—2nd
Year with Broncos—2nd

Marsharne Graves will compete for more playing time with the Broncos in 1985. He was one of the last players released from Denver's 1984 training camp and subsequently rejoined the squad 10 games into the season. He played in one game last year, seeing action against Minnesota (11/18).

COLLEGE: Marsharne was a second team All-PAC 10 selection in his senior year at Arizona, where he played from 1980-83. He concluded his college career with an appearance in the Blue-Gray all-star game. Marsharne majored in personnel management.

PERSONAL: Marsharne is single and resides in the Denver suburb of Aurora. A native of Memphis, Tenn., he was an AP All-American and an all-West Coast selection at Abraham Lincoln HS in San Francisco, Calif., earning three letters in football and two letters in basketball. Marsharne is a cousin of Henry Lawrence of the Los Angeles Raiders, and he enjoys music, basketball, jogging, tennis, and swimming.

Professional Record

GAMES PLAYED: 1984 (1).

GAMES STARTED: 1984 (0).

No. 31 MICHAEL (Mike) HARDEN

Safety



Birthdate—February 16, 1958
Birthplace—Memphis, Tenn.
Residence—Aurora, Colo.
How Acquired—Draft #5a, 1980
College—Michigan
High School—Central HS, Detroit, Mich.
Height—6-1
Weight—192
Pro Year—6th
Year with Broncos—6th

Mike Harden had a fine season in 1984 as he tied for the team lead in interceptions with a career-high six and led the team with 18 passes defended. One of only eight Broncos to start every game last year, Harden scored the first touchdown of his career on a 45-yard interception return against Kansas City (9/23). In 1983 Harden moved from safety to cornerback and finished the year leading the AFC in interception return yards with 127, and his average of 31.8 was the highest in the NFL among players with four or more interceptions. Harden began the 1982 season as Denver's nickel back and became the club's starting free safety in the second week of the season, starting four games before a knee sprain sustained in practice forced him to miss the campaign's final four games. Harden played in five games and was in on 51 tackles in addition to making two interceptions and recovering a fumble. Along with Jim Ryan, he also was a co-captain of Denver's special teams. He played in every game of his first two pro seasons, primarily as a valuable special teams performer, making his first three starts late in the 1981 campaign. Harden was second on the club in kickoff returns with 11 in 1981.

COLLEGE: Mike was All-Big Ten in 1978 and 1979, closing out his college career with an appearance in the Japan Bowl. A four-year letterman at Michigan, Harden led Wolverine defensive backs in tackles with 50 as a senior and posted seven career interceptions. He also returned punts in college, handling 24 for a 7.4 average, and graduated from Michigan with a degree in political science.

PERSONAL: Mike is single and makes his off-season home in the Denver suburb of Aurora, and is very active in various community youth programs. He has worked with the Detroit police department as a youth counselor. Harden has taken law courses at the University of Michigan, and at the University of Denver in pursuit of a law degree. He once worked in the sports department of Detroit television WXYZ-TV, and Mike's interests include travel, sports cars, fashion modeling and horticulture.

Professional Record

Year	Club	Games	Starts	No.	Yds.	Avg.	TD	No.	Yds.	Avg.	TD
1980	—Denver.....	16	0	0	0	0	0	12	214	17.8	0
1981	—Denver.....	16	3	2	34	17.0	0	11	178	16.2	0
1982	—Denver.....	5	4	2	3	1.5	0	0	0	0.0	0
1983	—Denver.....	15	15	4	127	31.8	0	0	0	0.0	0
1984	—Denver.....	16	16	6	79	13.2	1	0	0	0.0	0
TOTALS.....		68	38	14	243	17.4	1	23	392	17.0	0

ADDITIONAL STATISTICS: Returned two punts for 36 yards, fumbled once, 1980; recovered one fumble, 1981; recovered one fumble for 13 yards, 1982; recovered three fumbles, 1983; recovered two fumbles, 1984.

NO. 74 WINFORD DEWAYNE HOOD

Tackle



Birthdate—March 29, 1962
Birthplace—Atlanta, Ga.
Residence—Atlanta, Ga.
How Acquired—Draft #8a, 1984
College—Georgia
High School—Therrell HS, Atlanta, Ga.
Height—6-3
Weight—262
Pro Year—2nd
Year with Broncos—2nd

Winford Hood was named to the UPI All-Rookie team in 1984, playing in every game and starting against the Los Angeles Raiders (10/28) and Minnesota (11/18). He impressed Bronco coaches with his work ethic and good attitude, as well as with his pass blocking ability.

COLLEGE: Winford earned All-Southeastern Conference honors in his senior year at the University of Georgia and was a starter in both the 1983 Cotton Bowl and the 1982 Sugar Bowl with the Bulldogs. He lettered as a sophomore after a freshman campaign in which he was out for most of the season with a groin injury. Winford majored in business education.

PERSONAL: Winford is single and resides in his hometown of Atlanta, Ga. At Atlanta's Therrell HS Winford was Parade Magazine's National Lineman of the Year and an Adidas All-American in 1979. Winford was an all-state and all-metro Atlanta selection in 1978 and 1979.

Professional Record

GAMES PLAYED: 1984 (16).

GAMES STARTED: 1984 (2).

NO. 60 PAUL EUGENE HOWARD

Guard



Birthdate—September 12, 1950
Birthplace—San Jose, Calif.
Residence—Redding, Calif.
How Acquired—Draft #3a, 1973
College—Brigham Young
High School—Central Valley HS, Central Valley, Calif.
Height—6-3
Weight—260
Pro Year—12th
Year with Broncos—12th

Paul Howard played in every game at his customary right guard slot once again in 1984, missing just two starting assignments due to injury. He was a key performer in the offensive line play which allowed Denver's fewest quarterback sacks (35) since the 1973 season. Bronco coaches feel that he had one of his better campaigns last year and that his experience is a factor in the offensive line. Howard, who comes into 1985 as the senior member of the offensive line and the oldest player on the team, now has played in 156 games for the Broncos since joining the club as a third round draft choice in 1973. He first earned a starting job halfway through the 1974 season and has been a fixture as right guard ever since, with the exception of the 1976 campaign, which he missed with a back injury. Howard has not missed a game during the last four seasons and is fourth in club history in games played.

COLLEGE: Paul earned three varsity letters during an outstanding career at BYU. He was first team All-WAC, played in the

Senior Bowl and the East-West Shrine Game, and was selected for the Coaches' All-America and College All-Star games after his senior season. Howard played defensive end for two years in college before switching to the offensive line. A dedicated weight lifter, he set Brigham Young records for the bench press, squat, and dead lift.

PERSONAL: Paul and his wife Kathy have two daughters, Nicole (10/8/73) and Melissa (1/13/77). He works as a Vice President at Hydro-Petro Technology, Inc. during the off-season. At Central Valley HS in northern California he earned varsity letters in football as a guard, in basketball as a forward, and in track and field as a weight man.

Professional Record

GAMES PLAYED: 1973 (14), 1974 (14), 1975 (14), 1976 (Injured reserve), 1977 (14), 1978 (13), 1979 (16), 1980 (14), 1981 (16), 1982 (9), 1983 (16), 1984 (16).

GAMES STARTED: 1973 (0), 1974 (5), 1975 (14), 1977 (13), 1978 (13), 1979 (16), 1980 (14), 1981 (15), 1982 (0), 1983 (14), 1984 (14).

ADDITIONAL STATISTICS: Recovered one fumble, 1975 and 1977.

No. 98 RICKY HUNLEY

Linebacker



Birthdate—November 11, 1961
Birthplace—Petersburg, Va.
Residence—Aurora, Colo.
How Acquired—Trade with Cincinnati, 1984
College—Arizona
High School—Petersburg, HS, Petersburg, Va.
Height—6-2
Weight—238
Pro Year—2nd
Year with Broncos—2nd

Ricky Hunley came to the Broncos by way of trade from Cincinnati in the middle of the 1984 campaign and played in the final eight games of the season, as well as in the playoff game against Pittsburgh, seeing most of his action on special teams. Cincinnati will receive three future draft choices from the Broncos in exchange for Hunley, who is considered to be a superb pro prospect whom the Broncos will look at outside as well as at the inside linebacker position which he played throughout his college career. Hunley was the eighth player taken in the 1984 player draft, but opted not to sign at that time. Bronco coaches feel that with the benefit of a full training camp he will be able to utilize his size, speed, and quickness to begin his development into an outstanding NFL linebacker.

COLLEGE: Ricky was a two-time consensus All-American (1982 and 1983) at Arizona, where he was the Wildcats' all-time tackle leader (566 in four years) and the most decorated player in school history. A heavy hitter who both stuffed the middle and played pass defense as well, he led the PAC-10 in interceptions in 1983 with seven and established a reputation for durability, starting the last 33 games of his career in addition to five as a freshman, missing just one college contest due to injury. As a senior he capped his Arizona career by leading the defense in five departments and intercepting passes in three consecutive games, as well as in five of the first seven. Hunley had three 21-tackle games in his career and in his last two seasons posted fewer than 10 tackles in just two games. He registered his career-high of 22 tackles (11 solo) vs. Washington as a senior, and scored two touchdowns in his final

campaign, one vs. Oregon State and the other against California. In addition to his consensus All-American honors, Hunley was selected by Arizona coaches as the team's MVP and defensive MVP. As a sophomore he tied the school record with four forced fumbles while leading the squad in total tackles and solo tackles for the first of three straight seasons, earning All-PAC-10 conference honors all three seasons as well.

PERSONAL: Ricky is single and makes his home in Aurora, Colo., although he still spends considerable time in Tucson, Ariz., where he works as the vice-president of Wildcat Travel, Inc. in the off-season. A native of Petersburg, Va., Ricky earned three prep letters each in football and baseball at Petersburg HS, and was drafted by the Pittsburgh Pirates in the 26th round of the 1980 baseball draft. He has three sisters and seven brothers, one of whom (Lamonte) was the other starter next to Ricky at inside linebacker for the Arizona Wildcats in 1982 and 1983.

Professional Record

GAMES PLAYED: 1984 (8).

GAMES STARTED: 1984 (0).

NO. 67 GLENN THATCHER HYDE *Guard*



Birthdate—March 14, 1951
Birthplace—Boston, Mass.
Residence—Denver, Colo.
How Acquired—FA, 1984
College—Pittsburgh
High School—Lexington Berwick Academy, Lexington, Mass.
Height—6-3
Weight—255
Pro Year—9th
Year with Broncos—8th

Glenn Hyde signed with the Broncos before the regular season finale at Seattle, but did not play in that game or against Pittsburgh in the divisional playoff game. He played with Denver from 1976-81 at both the tackle and guard positions, as well as snapping for field goals and extra points. He was also a dynamic special teams player. Hyde was traded to Baltimore in 1982 and played five games for the Colts. He then joined the USFL Denver franchise and earned All-USFL honors in 1983. Hyde played for the Chicago Blitz in 1984, but was not drafted by another USFL club when the franchise folded. Hyde began his career in the World Football League in 1974 with Chicago, and then played for Charlotte in 1975.

COLLEGE: Glenn lettered at defensive tackle for three years at Pittsburgh and was an All-East selection in his senior season, and also played in the Coaches' All-America game. Glenn played hockey for four years while in college, and graduated with a degree in physical education and health.

PERSONAL: Glenn is single and resides in Denver. He is a strong skier and a skilled golfer. A native of Boston, Mass., Glenn earned two letters each in football, hockey, and baseball at Lexington (Mass.) Berwick Academy.

Professional Record

GAMES PLAYED: 1976 (11), 1977 (14), 1978 (15), 1979 (16), 1980 (16), 1981 (16), 1982 (5), 1984 (0).

ADDITIONAL STATISTICS: Returned one kickoff for 15 yards, 1977.

No. 28 ROGER JACKSON

Safety



Birthdate—Feb. 28, 1959
Birthplace—Macon, Ga.
Residence—Macon, Ga.
How Acquired—FA, 1982
College—Bethune-Cookman
High School—Central HS, Macon, Ga.
Height—6-0
Weight—186
Pro Year—4th
Year with Broncos—4th

Roger Jackson played in every game for the third straight season in 1984, seeing most of his action in five-defensive back situations and as a key special teams performer for the Broncos, blocking a punt in the divisional playoff game vs. Pittsburgh. Jackson again played all defensive backfield positions and had a key interception in overtime to set up the winning field goal at Los Angeles against the Raiders on (10/28.) He started three games at free safety in 1983 and posted his pro high of 56 total tackles that season. He made the club as a free agent out of Bethune-Cookman and has always impressed Bronco coaches with his aggressive play and versatility.

COLLEGE: Roger earned four letters and made All-SIAC as a defensive back at Bethune-Cookman College in Daytona Beach, Fla. He also returned punts for the Wildcats, was a team captain in football, and competed in track as a long jumper, winning two letters. Jackson graduated from Bethune-Cookman with a degree in physical education.

PERSONAL: Roger has a daughter, Andrika (10/21/77), and makes his off-season home in his native Macon, Ga., where he lettered three times in both football and track and once in basketball at Macon's Central HS. Roger owns and operates his own restaurant in Macon during the off-season. His hobbies include drag racing and horseback riding.

Professional Record

		INTERCEPTIONS					
Year	Club	Games	Starts	No.	Yds.	Avg.	TD
1982	Denver	9	0	0	0	0.0	0
1983	Denver	16	3	1	15	15.0	0
1984	Denver	16	0	1	23	23.0	0
TOTALS		41	3	2	38	19.0	0

ADDITIONAL STATISTICS: Recovered one fumble, 1982; fumbled once, 1983.

No. 57 TOM JACKSON

Linebacker



Birthdate—April 4, 1951
Birthplace—Cleveland, Ohio
Residence—Denver, Colo.
How Acquired—Draft #4, 1973
College—Louisville
High School—John Adams HS, Cleveland, Ohio
Height—5-11
Weight—220
Pro Year—13th
Year with Broncos—13th

Tom Jackson was named by his teammates as the Broncos' most inspirational player for the fourth consecutive season in 1984, a campaign in which he started every game and finished fourth on the team in tackles with 141. Last year Jackson also recorded six quarterback sacks and defended 13 passes, the latter figure leading all club linebackers. He was named second team All-NFL by College and Pro Football Newsweekly and also earned All-AFC honors from

Pro Football Weekly and UPI (second team). Jackson also was cited by the Colorado Sports Hall of Fame as its pro athlete of the year for 1984. He has 20 career interceptions, a figure which ties him with the retired Randy Gradishar for the all-time club record among linebackers. A big play performer throughout his Bronco career, Jackson has returned three interceptions for touchdowns in the NFL, including a 73-yarder to clinch a critical win against Baltimore in the 1977 Super Bowl campaign. His total of seven interceptions in 1976 is Denver's single season record by a linebacker, and Jackson's career interception return yardage of 340 and his return average of 17.0 both are team highs by a linebacker. He has made three appearances in the Pro Bowl (1977, 1978, and 1979) and has been named first team All-Pro twice (1977 and 1978). Jackson was named by his teammates as Denver's defensive most valuable player in 1974, 1976, and 1977. He now has played in 163 games, 16 short of the team record held by the retired Billy Thompson, and has started 158 in his 12 Bronco campaigns.

COLLEGE: Tom was one of the most publicized players in the history of the University of Louisville, having made All-Missouri Valley Conference for three consecutive years, and being named the Missouri Valley Conference Player of the Year twice, as a sophomore in 1970 and again as a senior in 1972. He played in the American Bowl and Blue-Gray game following his senior season. Jackson majored in business.

PERSONAL: Tom lists chess, pool, and swimming as his hobbies. As a high school athlete at John Adams HS in Cleveland, Jackson earned two letters in football as a linebacker, two in baseball, and three in wrestling.

Professional Record

INTERCEPTIONS

Year	Club	Games	Starts	No.	Yds.	Avg.	TD
1973	Denver	8	4	0	0	0.0	0
1974	Denver	13	12	1	39	39.0	0
1975	Denver	14	14	2	0	0.0	0
1976	Denver	14	14	7	136	19.4	1
1977	Denver	13	13	4	95	23.8	1
1978	Denver	16	16	3	28	9.3	1
1979	Denver	13	13	1	34	34.0	0
1980	Denver	16	16	0	0	0.0	0
1981	Denver	16	16	0	0	0.0	0
1982	Denver	9	9	1	8	8.0	0
1983	Denver	15	15	1	0	0.0	0
1984	Denver	16	16	0	0	0.0	0
TOTALS		163	158	20	340	17.0	3

ADDITIONAL STATISTICS: Fumbled once and recovered two fumbles, 1976; fumbled once, 1977; recovered two fumbles for 70 yards, 1979; recovered one fumble, 1981; recovered two fumbles for 34 yards, returned one kickoff for two yards, 1983; recovered one fumble, 1984.

NO. 86 MICHAEL McCOLLY (Butch) JOHNSON

Wide Receiver



Birthdate—May 28, 1954

Birthplace—Los Angeles, Calif.

Residence—Castle Rock, Colo.

How Acquired—Trade with Houston Oilers, 1984

College—California-Riverside

High School—Dorsey HS, Los Angeles, Calif.

Height—6-1

Weight—187

Pro Year—10th

Year with Broncos—2nd

Butch Johnson recorded his professional highs in receptions (42), yards (587), touchdowns (six), and starts (nine) in 1984, his first

season with the Broncos. He came to Denver in a preseason trade with the Houston Oilers, who had acquired him several months earlier from the Dallas Cowboys. Johnson, who is going into his 10th NFL season, also established new personal single-game highs last season against New England (11/4) with nine catches for 156 yards, which was the best performance of any Bronco receiver during the 1984 regular season. He played in all 16 games for Denver and stretched his consecutive games played streak to 84, having missed only five games as a professional. Johnson had his best year with the Cowboys in 1983 with 41 receptions for 561 yards and three touchdowns. He played in five NFC championship games with Dallas and is also a veteran of two Super Bowls. Against Denver in Super Bowl XII he caught two passes for 53 yards, including a 45-yard touchdown pass from Roger Staubach that helped to secure the Cowboy win. Johnson led Dallas in punt and kickoff returns from 1976 through 1978. A third round draft choice of the Cowboys in 1976, Johnson that year tied the NFL record for most punt returns in a game (nine) against Buffalo on 11/15.

COLLEGE: Butch led the nation in receiving in 1975 at California-Riverside with 67 catches for 1,027 yards in only eight games. He was named All-American and team most valuable player that season with the Highlanders. Butch finished his college career with 139 receptions and 17 touchdowns.

PERSONAL: Butch and his wife Julie have two sons, Michael (9/8/80) and Jeremy (2/2/82), and make their home in Castle Rock, Colo. He has worked as a sports reporter for KUSA-TV in Denver and KDFW-TV in Dallas, and is vice-president of the Dallas-based Imperial Foods. Johnson's brother-in-law is singer-songwriter Bill Withers, and former Massachusetts Senator Edward Brooke is his second cousin.

Professional Record

RECEIVING

RUSHING

Year	Club	Games	Starts	No.	Yds.	Avg.	TD	Att.	Yds.	Avg.	TD
1976	Dallas	14	2	5	84	16.8	2	0	0	0.0	0
1977	Dallas	14	0	12	135	11.3	1	1	-3	-3.0	0
1978	Dallas	16	0	12	155	12.9	0	0	0	0.0	0
1979	Dallas	11	1	6	105	17.5	1	1	13	13.0	0
1980	Dallas	16	1	19	263	13.7	4	0	0	0.0	0
1981	Dallas	16	7	25	552	22.1	5	0	0	0.0	0
1982	Dallas	9	1	12	269	22.4	3	1	9	9.0	0
1983	Dallas	16	5	41	561	13.7	3	1	0	0.0	0
1984	Denver	16	9	42	587	14.0	6	1	3	3.0	0
TOTALS		128	26	174	2711	15.6	25	5	22	4.4	0

PUNT RETURNS

KICKOFF RETURNS

Year	Club	No.	Yds.	Avg.	TD	No.	Yds.	Avg.	TD
1976	Dallas	45	489	10.9	0	28	693	24.8	0
1977	Dallas	50	423	8.5	0	22	536	24.4	0
1978	Dallas	51	401	7.9	0	29	603	20.8	0
1979	Dallas	None				None			
1980	Dallas	None				None			
1981	Dallas	None				None			
1982	Dallas	None				None			
1983	Dallas	None				None			
1984	Denver	None				None			
TOTALS		146	1313	8.9	0	79	1832	23.2	0

ADDITIONAL STATISTICS: Recovered two fumbles, 1976; recovered two fumbles, 1977; recovered one fumble, 1978; fumbled once, 1984.

No. 75 RULON KENT JONES

Defensive End



Birthdate—March 25, 1958
Birthplace—Salt Lake City, Utah
Residence—Thornton, Colo.
How Acquired—Draft #2, 1980
College—Utah State
High School—Weber HS, Ogden, Utah
Height—6-6
Weight—260
Pro Year—6th
Year with Broncos—6th

Rulon Jones had his best season in 1984 as he led the team with 11 sacks and paced Denver's pass-rush unit to a club-record 57 sacks. Jones has registered 38 sacks in the last five years and has been the team leader in that department in two of the last three seasons. He led all defensive linemen in tackles last year with 105, blocked a field goal against Kansas City (9/23), and scored his first pro touchdown on a five-yard fumble recovery at Detroit (10/7). Jones started every game last season, extending his consecutive games started streak to 25, and now has started the last 54 games in which he has played. He missed four games in the 1983 campaign with a knee injury but still posted 72 tackles and four sacks. He had 9½ sacks in 1981, and in the previous season earned All-Rookie honors (UPI, Pro Football Weekly) as he paced the squad with 11½ sacks, the most by any Bronco since 1971. Denver's first pick in the 1980 draft. Rulon's best single-game performance was against Oakland at Denver in 1980, when he recorded three sacks and seven tackles. Jones has also been credited with two safeties in his pro career.

COLLEGE: Rulon was a four-year letterman and starter at Utah State, where he missed only one game during his collegiate career. In 1979 he was selected to second team spots on both the AP and NEA All-America squads and was named honorable mention by UPI. As a senior he was All-Pacific Coast Athletic Assn. and was named PCAA Defensive Player of the Year. Rulon's best college performance was a game against Fresno State in which he posted 15 tackles and three sacks. Jones played in the East-West Shrine Game and the Senior Bowl.

PERSONAL: Rulon and his wife Kathy have three sons, Garet (4/4/78), Dalton (11/23/81), and Chase (12/15/83), and the family makes its home in Thornton, Colo. At Weber HS in Ogden, Utah, he earned two letters each in football and basketball. Rulon loves to hunt and fish, and his hobbies include oil painting, particularly Western art, and sculpting.

Professional Record

GAMES PLAYED: 1980 (16), 1981 (16), 1982 (9), 1983 (12).

GAMES STARTED: 1980 (3), 1981 (16), 1982 (9), 1983 (12).

ADDITIONAL STATISTICS: Recovered one fumble, credited with one safety, 1980; recovered one fumble, 1981; recovered two fumbles, credited with one safety, 1983.

No. 3 RICHARD JOHN (Rich) KARLIS

Kicker



Birthdate—May 23, 1959
Birthplace—Salem, Ohio
Residence—Aurora, Colo.
How Acquired—FA, 1982
College—Cincinnati
High School—Salem HS, Salem, Ohio
Height—6-0
Weight—180
Pro Year—4th
Year with Broncos—4th

Rich Karlis had another fine season as the Broncos' placekicker in 1984, connecting on 21 of 28 field goal attempts and pacing the club in scoring with 101 points, the first 100-point season of his career. His field goal percentage of .750 brings his career mark to .803, the all-time Bronco record, and Karlis holds three of the four best single season percentages in club annals. He has connected on 53 of 66 field goal attempts as a professional and is the only Denver kicker ever to reach the .800 level in accuracy. Last year Karlis hit the goal posts with game-tying field goal attempts in consecutive games (11/25 vs. Seattle and 12/2 at Kansas City), but rebounded strongly to finish the season with four consecutive successful attempts, including a game-winning kick vs. San Diego on 12/9. Karlis had five games in which he kicked three field goals last year. He twice has connected on 50-yard attempts as a pro, last year vs. San Diego (12/9) and in 1983 vs. Cleveland (12/4). Karlis was named to the Football Digest All-Rookie team in 1982 and connected on the first 11 field goal attempts of his pro career. A barefoot, soccer-style kicker, Karlis emerged from a 478-player free agent walk-on camp in May of 1982 to win the kicking job. He was in the Houston Oilers training camp in 1981.

COLLEGE: Rich earned three letters at Cincinnati and led the Bearcats in scoring as a senior with 41 points, including 12 extra points and 10 of 15 field goal attempts, six from beyond the 40-yard line. Primarily a kickoff specialist as a sophomore and junior, Karlis had a successful 50-yard field goal attempt as a senior. He has his degree in economics from Cincinnati.

PERSONAL: Rich and his wife Dena were married in May and make their home in the Denver suburb of Aurora. He worked with Sill-Terhar Ford during the off-season. He is a graduate of Salem HS in his native Salem, Ohio. Rich is extremely active in community service work and in 1984 was the Broncos' Lite Beer NFL Man of the Year, finishing among the top five in the national competition. Rich last year started a program called Points for People, which raises money for The Family Tree, an organization that provides shelter for abused women and children. Rich raised \$65,000 through Points for People in 1984 and also was the 1984 Boy Scouts Service Award winner. He has worked for the benefit of numerous organizations, including Children's Hospital and Multiple Sclerosis.

Professional Record

Year	Club	CONVERSIONS			FIELD GOALS		
		Games	No.-Att.	Pct.	No.-Att.	Pct.	Points
1982	Denver	9	15-16	.937	11-13	.846	48
1983	Denver	16	33-34	.971	21-25	.840	96
1984	Denver	16	38-41	.927	21-28	.750	101
TOTALS		41	86-91	.945	53-66	.803	245

NO. 88 CLARENCE HUBERT KAY

Tight End



Birthdate—July 30, 1961
Birthplace—Seneca, S.C.
Residence—Seneca, S.C.
How Acquired—Draft #7, 1984
College—Georgia
High School—Seneca HS, Seneca, S.C.
Height—6-2
Weight—237
Pro Year—2nd
Year with Broncos—2nd

Clarence Kay had a fine rookie season in 1984, starting 13 games and catching 16 passes for 136 yards and three touchdowns, earning All-Rookie honors from Pro Football Weekly and the Pro Football Writers of America. He is regarded by Denver coaches as one of the best blocking tight ends in the NFL. Kay had his best day receiving at Buffalo (10/21), gaining 30 yards on three catches, including one for a touchdown.

COLLEGE: Clarence earned second team All-Southeastern Conference honors as a senior at Georgia, concluding his college career in the Cotton Bowl. He was a member of the Bulldog teams that played in the 1982 and 1983 Sugar Bowls. Clarence's career totals show 51 receptions for 740 yards and six touchdowns. He majored in arts and sciences.

PERSONAL: Clarence is single and resides in his native Seneca, S.C., where he was a superior athlete at Seneca HS. He earned 12 prep letters in football, basketball, and track, recording a personal high of 6'-8" in the high jump. Clarence was an Adidas football All-American in 1979.


Professional Record

Year	Club	RECEIVING				
		Games	Starts	No.	Yards	Avg.
1984—Denver		16	13	16	136	8.5
TOTALS		16	13	16	136	8.5

ADDITIONAL STATISTICS: Fumbled once, 1984.

No. 8 GARY KUBIAK

Quarterback



Birthdate—August 15, 1961
Birthplace—Houston, Tex.
Residence—Plantersville, Tex.
How Acquired—Draft #8, 1983
College—Texas A&M
High School—St. Pius HS, Houston, Tex.
Height—6-0
Weight—192
Pro Year—3rd
Year with Broncos—3rd

Gary Kubiak turned in another strong performance in 1984, starting two games in place of an injured John Elway and seeing duty in five more. He set a new Bronco single season interception avoidance record last season with a mark of .013, throwing just one interception in 75 attempts. Kubiak led the Broncos to a thrilling 22-19 overtime win over the Los Angeles Raiders (10/28), completing 21 of 34 passes for 206 yards and two touchdowns in his second start of the season. He suffered a concussion in his first start of the year at Chicago, knocking him out of the game. Kubiak also engineered a 75-yard drive that led to the winning score against Cincinnati (9/2) after Elway was injured. He also recorded a 20-yard reception against Buffalo (10/21) and scored on a three-yard run in

the same game. As a rookie in 1983 Kubiak started in place of a flu-ridden Elway against Seattle (11/20), leading the Broncos to a 38-27 victory. He threw a 78-yard touchdown pass to Steve Watson and ran eight yards for another score in that game. For the season, he played in four games and he directed two fourth quarter scoring drives in the regular season finale at Kansas City (12/18). An eighth-round draft choice of the Broncos, Kubiak impressed coaches with his knowledge of the game and his leadership abilities.

COLLEGE: Gary Kubiak made the Players' All-Southwest Conference team in 1982 and earned appearances in the Blue-Gray and Hula Bowl games for a season in which he led the SWC in attempts (324), completions (181), percentage (55.9), yardage (1,948), touchdowns (19), and total offense (1,885). As a junior at Texas A&M, Kubiak set conference records for single game TDs (six against Rice) and single game percentage (19 of 21 for 90.5 percent against Arkansas), and ranked second in the SWC in passing (1,908 yards) and total offense (1,986 yards). Gary has a degree in physical education.

PERSONAL: Gary and his wife Rhonda make their home in Plantersville, Tex. At St. Pius HS in his native Houston, Gary made all district, all-state, and All-America and set the state passing record with 6,190 yards. A brilliant prep athlete, he lettered all four years in football, basketball, and baseball, and made all-state in all three sports in both his junior and senior years. He was also all-state in track twice in high school.

Professional Record

Year	Club	PASSING						
		Games	Starts	Att.	Comp	Pct.	Yds.	TD
1983—Denver		4	1	22	12	54.5	186	1
1984—Denver		7	2	75	44	58.7	440	4
TOTALS		11	3	97	56	57.7	626	5

Year	Club	RUSHING			
		Att.	Yds.	Avg.	TD
1983—Denver		4	17	4.3	1
1984—Denver		9	27	3.0	1
TOTALS		13	44	3.4	2

ADDITIONAL STATISTICS: Caught one pass for 20 yards, fumbled once, 1984.

NO. 33 GENE ERIC LANG

Running Back



Birthdate—March 15, 1962
Birthplace—Pass Christian, Miss.
Residence—Pass Christian, Miss.
How Acquired—Draft #11, 1984
College—Louisiana State
High School—Pass Christian HS, Pass Christian, Miss.
Height—5-10
Weight—196
Pro Year—2nd
Year with Broncos—2nd

Gene Lang had a good rookie season with the Broncos, leading the club in kickoff returns with 19 for 404 yards, an average of 21.3. He saw action as a fullback when Denver used a two-back set, and also played in short-yardage situations. Lang scored three times despite handling the ball from scrimmage just 12 times. Denver's 11th-round draft choice in 1984, Lang impressed Bronco coaches with his quickness and running skills.

COLLEGE: Gene was a steady player at both tailback and fullback during his four seasons with Louisiana State, finishing with a 4.3 rushing average. As a senior he played in every game and finished third on the team in rushing with 252 yards while catching

15 passes for 113 yards and a touchdown. Gene started in the same backfield with third-year Bronco Jesse Myles.

PERSONAL: Gene is single and resides in his native Pass Christian, Miss. He had a brilliant high school career at Pass Christian HS, where he earned three letters each in track and football, rushing for over 3,000 yards in his career. Gene was all-conference twice in football and was the conference MVP as a senior, also being named the track team's most valuable runner all three years. Gene is one of nine children, and he spent the offseason studying at Louisiana State.

Professional Record

RUSHING											
Year	Club	Games	Starts	Att.	Yds.	Avg.	TD	No.	Yds.	Avg.	TD
1984	Denver	16	0	8	42	5.3	2	4	24	6.0	1
TOTALS		16	0	8	42	5.3	2	4	24	6.0	1

KICKOFF RETURNS											
Year	Club	No.	Yds.	Avg.	TD						
1984	Denver	19	404	21.3	0						
TOTALS		19	404	21.3	0						

ADDITIONAL STATISTICS: Recovered one fumble for six yards, 1984.

No. 76 KENNETH WAYNE (Ken) LANIER

Tackle



Birthdate—July 8, 1959
Birthplace—Columbus, Ohio
Residence—Denver, Colo.
How Acquired—Draft #5, 1981
College—Florida State
High School—Marion Franklin HS, Columbus, Ohio
Height—6-3
Weight—269
Pro Year—5th
Year with Broncos—5th

Ken Lanier started 15 games in 1984 and was a key member of the Denver offensive line that gave up the fewest sacks (35) since 1973. He played but did not start at the Los Angeles Raiders (10/28) because of an ankle injury that hampered him in the middle weeks of the season. A fulltime starter since 1982, Lanier has now started 40 of the last 41 games. In his rookie year Lanier had limited playing time, seeing action in eight games and starting one. He was named Denver's offensive player of the game for the only start of his rookie season. A fifth round draft choice in 1981, Lanier is a physically strong player, and Bronco coaches are looking forward to his continued development.

COLLEGE: Ken was known as the "Ironman" of Florida State's team because of his string of 46 consecutive games started during his four-year Seminole career. He was named to several All-America teams during his junior and senior seasons. In addition to his football career at FSU, Lanier performed weight duty for the Seminole track team and holds the school record in the shot put with a heave of 60'2". He was the Metro Conference champion in that event in his junior and senior years. Ken closed out his college football career with an appearance in the Senior Bowl, and graduated from Florida State with an industrial arts degree.


PERSONAL: Ken and his wife Vickie reside in Denver, where he has worked during the off-season as a sales representative for a local Chrysler dealership. A Columbus, Ohio native, he earned All-Ohio honors and three letters each in football and track at Marion Franklin HS in his hometown. Lanier set the Ohio state record with a heave of 66'5" in the shot as a senior.

Professional Record

GAMES PLAYED: 1981 (8), 1982 (9), 1983 (16), 1984 (16).
GAMES STARTED: 1981 (1), 1982 (9), 1983 (16), 1984 (15).
ADDITIONAL STATISTICS: Recovered one fumble, 1982; recovered one fumble, 1984.

NO. 22 ROBERT ANTHONY (Tony) LILLY

Safety



Birthdate—February 16, 1962
Birthplace—Alexandria, Va.
Residence—Aurora, Colo.
How Acquired—Draft #3, 1984
College—Florida
High School—Woodbridge HS, Woodbridge, Va.
Height—6-0
Weight—199
Pro Year—2nd
Year with Broncos—2nd

Tony Lilly played in 13 games in 1984, primarily on special teams, although he did see some action at free safety. He intercepted a pass against Detroit (10/7) and stripped and recovered a fumble on the opening kickoff of the second half in the division-clinching victory at Seattle (12/15). The Broncos' third-round draft choice last year, Lilly is expected to battle for increased playing time in 1985.

COLLEGE: Tony was a three-time All-Southeast Conference player at Florida, and was named second-team All-America (Football News), and honorable mention All-America (AP) in his senior year. He was named 1983 Gator Bowl defensive Player of the Game for his two interception performances, which he duplicated in the Senior Bowl.

PERSONAL: Tony and his wife Peri Lynn make their offseason home in Aurora, Colo. A native of Alexandria, Va., Tony was first-team all-state, all-region, and all-district in his senior year at Woodbridge HS in Woodbridge, Va., where he earned four prep letters each in football and basketball, and one more in baseball. The national Punt, Pass, and Kick champion as an eighth grader, Tony was a management major at Florida.

Professional Record

INTERCEPTIONS											
Year	Club	Games	Starts	No.	Yds.	Avg.	TD				
1984	Denver	13	0	1	5	5.0	0				
TOTALS		13	0	1	5	5.0	0				

ADDITIONAL STATISTICS: Recovered one fumble, fumbled once, 1984.

No. 77 KARL BERNARD MECKLENBURG

Linebacker/Defensive End



Birthdate—September 1, 1960
Birthplace—Edina, Minn.
Residence—Wheat Ridge, Colo.
How Acquired—Draft #12, 1983
College—Minnesota
High School—Edina West HS, Edina, Minn.
Height—6-3
Weight—250
Pro Year—3rd
Year with Broncos—3rd

Karl Mecklenburg was one of 1984's biggest surprises, making an immediate impact in his conversion to linebacker from defensive end. He is expected to compete for a starting role in 1985 after a

campaign that saw him record seven sacks, high among linebackers, and two interceptions for a club-leading 105 yards. Mecklenburg was used largely on third down and passing down situations last year, but also saw some action as a defensive end. He played in all 16 games in 1983, posting 24 tackles and two sacks after joining the Broncos as their 12th-round draft pick.

COLLEGE: Karl earned second team All-Big Ten Honors (AP and UPI) as a senior at Minnesota. He started his college career at Augustana College (South Dakota), but transferred to Minnesota in 1980, sitting out that season as a redshirt.

PERSONAL: Karl and his wife Kathi have a son, Luke (1/31/85), and the family makes its home in the Denver suburb of Westminster, Colo. Karl's mother is the former Deputy Secretary of the Department of Health, Education, and Welfare, and his father is a physician in the Washington, D.C. area. He was an all-conference selection, had also earned all-state honors at Edina West HS in his native Edina, Minn. Karl has a degree in biology and is an accomplished guitarist who also likes to hunt and fish.

Professional Record

Year	Club	INTERCEPTIONS					
		Games	Starts	No.	Yds	Avg.	TD
1983—Denver		16	0	0	0	0.0	0
1984—Denver		16	1	2	105	52.5	0
TOTALS		32	1	2	105	52.5	0

ADDITIONAL STATISTICS: Recovered one fumble, 1984.

No. 29 WILBUR LEE MYERS

Safety



Birthdate—August 17, 1961
Birthplace—Bassfield, Miss.
Residence—Bassfield, Miss.
How Acquired—FA, 1983
College—Delta State
High School—Bassfield HS, Bassfield, Miss
Height—5-11
Weight—195
Pro Year—2nd
Year with Broncos—2nd

Wilbur Myers will be rebounding in 1985 from a knee injury that kept him on injured reserve for all of last season. He suffered ligament damage in a car accident in the spring of 1984. Myers joined the Broncos as a free agent in 1983 and played in every game that season, seeing action primarily on special teams and as an extra defender in five and six-back alignments.

COLLEGE: Wilbur made All-Gulf South Conference as both a running back (1981) and as a safety (1982) at Delta State, earning four letters from 1979-82 for the Statesmen. He began his college football play at cornerback, then moved to running back for two years before returning to defense, also lettering twice in track at the Mississippi school. Wilbur earned Delta State's outstanding senior player award and graduated with a degree in business management.

PERSONAL: Wilbur is single and makes his off-season home in his native Bassfield, Miss., where he earned 12 prep letters—four each in football, basketball, and track—and was named the outstanding senior player at Bassfield HS. He lists swimming, fishing, hunting, dancing, and baseball as his hobbies.

Professional Record

GAMES PLAYED: 1983 (16), 1984 (Injured reserve).
GAMES STARTED: 1983 (0).

No. 39 JESSE JAMES MYLES

Running Back



Birthdate—September 28, 1960
Birthplace—New Orleans, La.
Residence—Gray, La.
How Acquired—FA, 1983
College—Louisiana State
High School—H.L. Bourgeois HS, Gray, La.
Height—5-10
Weight—210
Pro Year—3rd
Year with Broncos—3rd

Jesse Myles saw limited action in 1984, spending 10 weeks on injured reserve after hurting his left shoulder in the season opener against Cincinnati (9/2). He returned to the active squad late in the season and played in the final five games. For the year Myles rushed five times for seven yards and gained 22 yards on two receptions. He is regarded by Denver coaches as a good receiver coming out of the backfield. In 1983 Myles caught seven passes for 119 yards and one touchdown during the regular season, and although he carried the ball only eight times, he compiled an impressive 6.5 yards per carry average. Myles scored the only Denver touchdown in Denver's 1983 playoff loss at Seattle, finishing the day as Denver's leading receiver with 73 yards on seven catches.

COLLEGE: Jesse was a productive running back at Louisiana State from 1979-82 and in his senior year averaged 5.7 yards per carry despite being switched from tailback to fullback. He suffered a broken leg in 1980 but came back to rush for 292 yards on 72 carries in 1981. Myles majored in criminal justice.

PERSONAL: Jesse is single and lives in Gray, La., where he attended H.L. Bourgeois HS. He earned three prep letters each in football, basketball, and track.

Professional Record

Year	Club	RUSHING							RECEIVING			
		Games	Starts	Att.	Yds.	Avg.	TD		No.	Yds.	Avg.	TD
1983—Denver		16	0	8	52	6.5	0	7	119	17.0	1	
1984—Denver		6	0	5	7	1.4	0	2	22	11.0	0	
TOTALS		22	0	13	59	4.5	0	9	141	15.7	1	

NO. 1 CHRIS COOPER NORMAN

Punter



Birthdate—May 25, 1962
Birthplace—Albany, Ga.
Residence—Putney, Ga.
How Acquired—FA, 1984
College—South Carolina
High School—Dougherty HS, Albany, Ga.
Height—6-2
Weight—198
Pro Year—2nd
Year with Broncos—2nd

Chris Norman won the Broncos' punting job as a free agent in training camp and had an up-and-down rookie season, but still finished the year ranked in a fourth-place tie for best net punting average in the AFC with a 35.4 mark, good enough to tie for sixth-place in the entire NFL. Norman had eight punts inside the 20 and just one touchback in the last nine games of the season. He set records for longest punt (83 yards vs. Kansas City, 9/23) and best single game punting average (56.6 vs. Seattle, 11/25). Bronco coaches are impressed with Norman's hang time, and they feel he could be one of the league's better punters if he becomes more consistent.

COLLEGE: Chris was a punter at South Carolina from 1980-83. He majored in retail management while in college.

PERSONAL: Chris and his wife (Paula) make their home in Putney, Ga. He played football and baseball at Dougherty HS in his native Albany, Ga. Chris likes to hunt, fish, and play golf in his spare time.

Professional Record

PUNTING

Year	Club	Games	No.	Yds.	Avg.	TB	In20	LG	Blk.
1984	Denver	16	96	3850	40.1	6	16	83	0
TOTALS		16	96	3850	40.1	6	16	83	0

ADDITIONAL STATISTICS: Fumbled once, recovered one fumble, 1984.

No. 24 RICK U. PARROS *Running Back*



Birthdate—June 14, 1958
Birthplace—Brooklyn, N.Y.
Residence—Denver, Colo.
How Acquired—Draft #4, 1980
College—Utah State
High School—Granite HS, Salt Lake City, Utah
Height—5-11
Weight—200
Pro Year—5th
Year with Broncos—5th

Rick Parros returned to his original tailback position in 1984 after having been a fullback in his first three years in the Bronco system. He ran for 208 yards and two touchdowns on 46 carries last season, having his best day of the campaign against Minnesota (11/18) when he rushed seven times for 65 yards and a 9.3 average. In 1983 Parros played in only six games and spent the last eight games on injured reserve with a shoulder injury, carrying the ball only 30 times for 96 yards. He started every game in the 1981-82 seasons, leading the team in rushing in 1981 with 749 yards and in receptions with 37. Parros recorded his professional single-game bests that year with 20 attempts against Detroit (10/11) and 82 yards versus Seattle (12/13). Parros finished second on the team in rushing in 1982 with 277 yards, and he also caught his single game pro high of nine passes (for 59 yards) against San Diego in that season. A fourth round draft choice in 1980, Parros missed that entire season due to a training camp knee injury.

COLLEGE: Rick rushed for 3,621 yards and caught 70 passes in four years at Utah State, once gaining 252 yards on the ground against Fresno State. The all-time Utah State rushing leader, he scored 27 touchdowns and twice had 1,000-yard campaigns, and in 1979 led the Pacific Coast Athletic Conference in rushing and scoring. Parros made AP honorable mention All-America and first team All-PCAA in both 1978 and 1979, ending his college career as the leading rusher in both the Senior Bowl and Blue-Gray Game.

PERSONAL: Rick is single and resides in Denver. His hobbies include dogs, art, and water skiing. He won six letters, three each in football and track, at Granite HS in Salt Lake City.

Professional Record

RUSHING

RECEIVING

Year	Club	Games	Starts	Att.	Yds.	Avg.	TD	No.	Yds.	Avg.	TD
Injured reserve											
1980	Denver	16	16	176	749	4.3	2	25	216	8.6	1
1981	Denver	9	9	77	277	3.6	1	37	259	7.0	2
1982	Denver	6	5	30	96	3.2	1	12	126	10.5	2
1983	Denver	15	2	46	208	4.5	2	6	25	16.5	0
1984	Denver	15	2	46	208	4.5	2	6	25	16.5	0
TOTALS		46	32	329	1,330	4.0	6	80	626	7.8	5

ADDITIONAL STATISTICS: Fumbled six times, recovered one fumble, 1981; fumbled three times, 1982; fumbled three times and recovered one fumble, 1983.

No. 48 RANDY ROBBINS *Cornerback*



Birthdate—September 14, 1962
Birthplace—Casa Grande, Ariz.
Residence—Casa Grande, Ariz.
How Acquired—Draft #4, 1984
College—Arizona
High School—Casa Grande Union HS, Casa Grande, Ariz.
Height—6-2
Weight—189
Pro Year—2nd
Year with Broncos—2nd

Randy Robbins is expected to compete for increased playing time in 1985 after a fine rookie season, recording one sack and two interceptions, including one for a 62-yard touchdown in a Sunday night game at Cleveland (9/16). Robbins played primarily in five-defensive back situations, but also saw action at the strong safety position. A superb athlete, Robbins played in all 16 games last year and started against Seattle (11/25) in place of the injured Dennis Smith. He knocked down nine passes and was in on 28 tackles in his limited playing time.

COLLEGE: Randy was an AP honorable mention All-American and earned first team All-PAC 10 honors in 1983, closing out his college career with a Senior Bowl appearance. A three-year starter at Arizona, Robbins intercepted 12 passes, returning a conference record four for touchdowns, as well as recording two fumble recoveries and a blocked punt.

PERSONAL: Randy is single and resides in his native Casa Grande, Ariz. At Casa Grande Union HS, he was a nine-letter winner, including two each in football, baseball, and track, and three in basketball. He saw action as a running back, defensive back, wide receiver, and kicker in high school. As a senior, Randy received all-league and all-county honors and was an Arizona Daily Blue Chip selection. He majored in business and public administration at Arizona.

Professional Record

INTERCEPTIONS

Year	Club	Games	Starts	No.	Yds.	Avg.	TD
1984	Denver	16	1	2	62	31.0	1
TOTALS		16	1	2	62	31.0	1

ADDITIONAL STATISTICS: Recovered one fumble, 1984.

No. 50 JAMES JOSEPH (Jim) RYAN *Linebacker*



Birthdate—May 18, 1957
Birthplace—Bellmawr, N.J.
Residence—Englewood, Colo.
How Acquired—FA, 1979
College—William and Mary
High School—Bishop Eustace HS, Pennsauken, N.J.
Height—6-1
Weight—218
Pro Year—7th
Year with Broncos—7th

Jim Ryan once again had a solid season at left outside linebacker in 1984, finishing with 106 total tackles, sixth on the team, and posting three quarterback sacks along with a pass interception

and a fumble recovery. Ryan played in every game and started the last 14 after missing the first two starting assignments due to a knee injury suffered in training camp. The 106 tackles represent a career high for the one-time free agent who has missed just one game in his six-year pro career (he missed the 11/6/83 contest against Seattle due to an ankle injury). Ryan started all nine games of the strike-shortened 1982 season, his first campaign as a fulltime starter. He was a special teams captain in 1981 and 1982 and was named by his teammates as Denver's special teams most valuable player in 1981. A versatile athlete, Ryan has played all four line-backer positions for the Broncos.

COLLEGE: Jim won four letters as a linebacker at William and Mary, and as a senior he was player of the year and earned a berth on the Eastern College Athletic Conference all-star team. Ryan graduated with a degree in business management.

PERSONAL: Jim and his wife Sara reside in the Denver suburb of Englewood. He has his master's degree in business administration (MBA) from the University of Denver, where he concentrated his studies in real estate and construction management. Jim earned 12 varsity letters at Bishop Eustace HS in Pennsauken, N.J., four as a linebacker and tight end in football, four as a basketball forward, and four as a baseball catcher.

Professional Record

INTERCEPTIONS

Year	Club	Games	Starts	No.	Yds.	Avg.	TD
1979	—Denver	16	0	0	0	0	0
1980	—Denver	16	0	1	21	21.0	0
1981	—Denver	16	0	0	0	0	0
1982	—Denver	9	9	0	0	0	0
1983	—Denver	15	12	0	0	0	0
1984	—Denver	16	14	1	13	13.0	0
TOTALS		88	35	2	34	17.0	0

ADDITIONAL STATISTICS: Recovered one fumble, 1979; returned one kickoff for two yards, 1981; recovered one fumble, 1983; recovered one fumble, 1984.

No. 84 CLINTON BERNARD (Clint) SAMPSON *Wide Receiver*



Birthdate—January 4, 1961
Birthplace—Los Angeles, Calif.
Residence—Los Angeles, Calif.
How Acquired—Draft #3, 1983
College—San Diego State
High School—Crenshaw HS, Los Angeles, Calif.
Height—5-11
Weight—183
Pro Year—3rd
Year with Broncos—3rd

Clint Sampson will be coming back from a 1984 campaign in which he spent four weeks on injured reserve because of facial lacerations and a concussion suffered at Buffalo (10/21). He played primarily in a reserve role last year, although he started the first two games and the regular season finale, and caught nine passes overall for 123 yards and a touchdown. In the latter stages of 1983, Sampson moved into the starting lineup after an injury to Rick Upchurch. He finished the season with 10 catches for 200 yards and three touchdowns. Sampson's career-best performances came back to back in Denver's final home games that year against Cleveland and Baltimore. Against the Browns, Sampson caught three passes for 101 yards and scored twice on John Elway passes of 39 and 49 yards. The following week he had 36 yards on three catches and scored a touchdown in Denver's 21-19 come-from-

behind victory over the Colts. Sampson played in all 16 games and was used primarily in three-receiver situations prior to becoming a starter.

COLLEGE: Sampson posted two-year totals of 52 receptions for 973 yards and eight touchdowns at San Diego State, earning honorable mention All-WAC honors in his senior year. He gained a starting role as a senior for the Aztecs, catching 32 passes for 685 yards and seven touchdowns, with his best day coming against Oklahoma State where he gained 141 yards and scored twice on only four receptions. He transferred to San Diego State from Mt. San Antonio JC, where he played football and ran track. Sampson was a member of the 440 relay team that broke the state JC record, and he was the 100 and 440-meter champion in the 1979 International track meet in Mexico. Clint has a degree in public administration and business management.

PERSONAL: Clint is single and lives in his native Los Angeles, Calif., where he was an Academic All-American at Crenshaw HS, lettering three times in track and twice each in football and basketball. His hobbies include swimming, cycling and music.

Professional Record

Year	Club	RECEIVING					
		Games	Starts	No.	Yds.	Avg.	TD
1983	—Denver	16	2	10	200	20.0	3
1984	—Denver	12	3	9	123	13.7	1
TOTALS		28	5	19	323	17.0	4

ADDITIONAL STATISTICS: Fumbled once, 1984.

No. 83 JOHN WESLEY SAWYER *Tight End*



Birthdate—July 26, 1953
Birthplace—Baker, La.
Residence—Ethel, La.
How Acquired—FA, 1983
College—Southern Mississippi
High School—Baker HS, Baker, La.
Height—6-2
Weight—230
Pro Year—9th
Year with Broncos—2nd

John Sawyer is expected to be fully recovered from a knee injury that forced him onto the injured reserve 11 weeks into the 1984 season. Prior to the injury, Sawyer was the starter at the Broncos' H-back position in Denver's one-back offense. His 17 receptions led all Broncos tight ends in 1984. Sawyer joined the Broncos in the tenth week of the 1983 season, playing in seven games and starting three when Denver opened with two-tight end formations. While with the Broncos, Sawyer caught three passes for 42 yards and was also a strong special teams performer. Sawyer played the first eight games of 1983 with Washington before being waived, subsequently signing with Denver. He was with Seattle from 1977-82, spending 1979 on injured reserve. An 11th-round draft choice of Houston in 1975, Sawyer played for the Oilers for two years before being waived prior to the 1977 season.

COLLEGE: John capped his college career with trips to the Senior Bowl and the All-America all-star game. Named to the All-Southern Independent team as a senior at Southern Mississippi, he was selected to the Golden Eagles' Hall of Fame in 1980.

PERSONAL: John and his wife Suzie have two sons, Wesley (2/28/79) and Mitchell (4/13/81), and they make their home in Ethel, La. He attended Baker HS in Baker, La., where he played football, basketball, and baseball. John has worked as a hunting consultant during the off-season.

Professional Record

RECEIVING

Year	Club	Games	Starts	No.	Yds.	Avg.	TD
1975	Houston	8	3	8	144	20.6	1
1976	Houston	14	4	18	208	11.5	1
1977	Seattle	14	2	10	105	10.5	0
1978	Seattle	11	5	9	101	11.2	0
1979	Seattle	Injured Reserve					
1980	Seattle	16	16	36	410	11.4	0
1981	Seattle	16	16	21	272	13.0	0
1982	Seattle	7	0	8	92	11.5	0
1983	Washington	(8)					
	Denver	(7)	15	3	42	14.0	0
1984	Denver		10	8	17	12.2	0
TOTALS		111	57	130	1,496	11.5	2

ADDITIONAL STATISTICS: Recovered one fumble and punted once for 32 yards, 1976; returned one kickoff for eight yards, 1981; returned one kickoff for 15 yards and fumbled once, 1983, recovered two fumbles, 1984.

No. 56 AARON CLAYTON SMITH

Linebacker



Birthdate—August 10, 1962
Birthplace—Los Angeles, Calif.
Residence—Aurora, Colo.
How Acquired—Draft #6, 1984
College—Utah State
High School—St. Bernard HS, Playa Del Rey, Calif.
Height—6-2
Weight—225
Pro Year—2nd
Year with Broncos—2nd

Aaron Smith played in 10 games in 1984, but suffered a knee injury against New England (11/4) and spent the remainder of the season on injured reserve. He played primarily on special teams but also saw limited action at linebacker. Denver's sixth-round draft choice in 1984, Smith impressed Bronco coaches with his toughness and mental approach to the game.

COLLEGE: Aaron was a second team All-Pacific Coast Athletic Association selection in 1983 after setting a new Utah State tackles record with 131. A three-year starter for the Aggies, he was regarded as a fine defender in man-to-man coverage and as a disciplined, intelligent player. Aaron graduated with degrees in sociology and health education and was a Dean's list student through high school and for all but two quarters in college.

PERSONAL: Aaron, who is single, is a native of Los Angeles, Calif. At St. Bernard HS in Playa Del Rey, Calif., he was named athlete of the year and was an all-league selection, lettering twice in football and track. He played tight end as well as linebacker in high school, and his track specialties were the shot put, mile relay and 400 relay. Aaron hopes to pursue interests in law enforcement and systems analysis. His younger brother Al plays football at Utah State.

Professional Record

GAMES PLAYED: 1984 (10).
GAMES STARTED: 1984 (10).

No. 49 DENNIS SMITH

Safety



Birthdate—Feb. 3, 1959
Birthplace—Santa Monica, Calif.
Residence—Aurora, Colo.
How Acquired—Draft #1, 1981
College—Southern California
High School—Santa Monica HS, Santa Monica, Calif.
Height—6-3
Weight—200
Pro Year—5th
Year with Broncos—5th

Dennis Smith had another fine season as Denver's starting strong safety last year, and he was named All-NFL (Pro Football Weekly, College and Pro Football Newsweekly) and All-AFC (Pro Football Weekly, UPI-2nd team) for his efforts. Smith started all 15 games in which he played, sitting out the contest against Seattle (11/25) with a pinched nerve in his left shoulder, and he recorded three interceptions and nine passes defended to go along with his 92 tackles and three sacks. Smith turned in one of the biggest plays of the season against New England (11/4) when he scooped up a Mosi Tatupu fumble and raced 64 yards for the winning score with less than two minutes remaining, his first touchdown as a professional. In 1983 Smith recorded professional highs of four interceptions, 114 tackles, and five quarterback sacks despite missing two games with a knee sprain. Smith led all club defensive backs in tackles with 65 in 1982 and as a rookie accounted for three turnovers to go along with 45 tackles. Dennis started the last three games of the 1981 campaign at right cornerback, and Bronco coaches have utilized him occasionally as a wide receiver in obvious long passing situations because of his great jumping ability. He made his first pro interception at Chicago in 1981 and returned it 65 yards, the longest interception return by a Bronco in the past four years. He took over as Denver's strong safety in 1982 and started eight of the nine contests in that strike-shortened campaign. Bronco coaches feel that Smith has the ability to dominate at strong safety and are looking forward to his continued development at that position.

COLLEGE: Dennis earned four letters in football and three more in track at Southern California, making several All-America teams following his senior season. His four-year totals included 205 tackles and 16 pass interceptions, including a team high of seven in 1978. Smith played in the Rose Bowl following the 1978 and 1979 seasons and in the Bluebonnet Bowl after the 1977 campaign. He demonstrated his athletic prowess as a seven-foot high jumper for the Trojan track team.

PERSONAL: Dennis and his wife, Andree, have a daughter, Tiffany Diamond (1/26/84), and they make their home in Aurora, Colo. Basketball and playing piano are Dennis' favorite hobbies. He works in the off-season with his own corporation. Smith lettered twice as a wide receiver and defensive back at Santa Monica HS, also earning three prep letters in track and one more in basketball.

Professional Record

INTERCEPTIONS

Year	Club	Games	Starts	No.	Yds.	Avg.	TD
1981	Denver	16	4	1	65	65.0	0
1982	Denver	8	8	1	29	29.0	0
1983	Denver	14	13	4	39	9.8	0
1984	Denver	15	15	3	13	4.3	0
TOTALS		53	40	9	146	16.2	0

ADDITIONAL STATISTICS: Recovered two fumbles, 1981; blocked one kick, 1982, recovered one fumble for 64 yards and a touchdown, 1984.

No. 70 DAVID DERALD (Dave) STUDDARD**Tackle**

Birthdate—November 22, 1955
Birthplace—San Antonio, Tex.
Residence—Littleton, Colo.
How Acquired—FA, 1979
College—Texas
High School—Pearsall HS, Pearsall, Tex.
Height—6-4
Weight—260
Pro Year—7th
Year with Broncos—7th

Dave Studdard had a superb season in 1984, allowing just one quarterback sack at his difficult left tackle position. He was a key member of the Denver offensive line that gave up the fewest number of sacks (35) since 1973. Studdard started every game last season, stretching his consecutive games started streak to 57, which ties him with Steve Watson as the team leader in that department. Studdard returned to his tackle position in 1983 after a year's experiment at guard. One of the best athletes on the offensive line, Studdard has recorded three pass receptions while playing tight end in short yardage situations, including one for a touchdown in a victory over Seattle in 1979. Originally a ninth round draft choice of the Baltimore Colts, he was waived by Baltimore at the end of their 1978 training camp and sat out that season. Studdard signed with Denver for 1979, became a starting tackle immediately and made the NFL All-Rookie team.

COLLEGE: Dave lettered three times and was an All-Southwest Athletic Conference player at the University of Texas, where he was a teammate of Houston running back Earl Campbell. He graduated with a degree in physical education.

PERSONAL: Dave and his wife Cecilia have a daughter, Katie (4/1/83); and a son, Kasey (7/1/84). They make their home in the Denver suburb of Littleton. An avid outdoorsman, he lists hunting as his favorite hobby. At Pearsall (Texas) HS he earned 11 letters, three in football as a tight end, three in basketball as a center, three as a weight man in track and field, and two more in baseball as a first baseman. Studdard is a nephew of Howard Fest, former guard with Cincinnati and Tampa Bay.

Professional Record

GAMES PLAYED: 1979 (16); 1980 (16); 1981 (16); 1982 (9); 1983 (16).

GAMES STARTED: 1979 (16); 1980 (12); 1981 (16); 1982 (9); 1983 (16).

ADDITIONAL STATISTICS: Caught one pass for two yards and a touchdown, 1979; recovered one fumble, 1980; caught one pass for 10 yards, 1981; returned two kickoffs for eight yards and recovered one fumble, 1983.

NO. 85 DONALD O. (Don) SUMMERS**Tight End**

Birthdate—February 22, 1961
Birthplace—Grants Pass, Ore.
Residence—Boise, Idaho
How Acquired—FA, 1984
College—Boise State
High School—Medford HS, Medford, Ore.
Height—6-4
Weight—226
Pro Year—2nd
Year with Broncos—2nd

Don Summers made the 1984 Bronco squad as a free agent. He plays primarily on special teams, but also saw limited action at the H-back position, catching three passes for 32 yards. In preseason play Summers caught a 16-yard scoring pass against Washington. Summers is expected to compete for more playing time in 1985. He had a 1984 tryout with the Oakland franchise of the USFL.

COLLEGE: Don played two years of college football, 1982-83, as a tight end at Boise State. He redshirted in 1981 after transferring from Oregon Tech, which he attended from 1979-81. He majored in psychology.

PERSONAL: Don and his wife (Kenna) make their home in Boise, Idaho. A native of Grants Pass, Ore., Don graduated from Medford (Ore.) HS, where he lettered three times each in football, track, and basketball. Don enjoys hunting, fishing, cars, and planes.

Professional Record

Year	Club	RECEIVING				
		Games	Starts	No.	Yds.	Avg. TD
1984	Denver	16	1	3	32	10.7 0
TOTALS		16	1	3	32	10.7 0

ADDITIONAL STATISTICS: Recovered one fumble, 1984.

NO. 61 ANDRE TOWNSEND**Defensive End/Nose Tackle**

Birthdate—October 8, 1962
Birthplace—Chicago, Ill.
Residence—University, Miss.
How Acquired—Draft #2, 1984
College—Mississippi
High School—Aberdeen HS, Aberdeen, Miss.
Height—6-3
Weight—265
Pro Year—2nd
Year with Broncos—2nd

Andre Townsend had a good rookie season as Denver's first choice in the 1984 draft registered five sacks, which led all reserve linemen, and 51 tackles. He played primarily at defensive end last year and had his best game against New England, when he sacked the quarterback twice and was in on 13 tackles. Townsend impressed Bronco coaches with his outstanding play in short-yardage and goal-line situations.

COLLEGE: Andre was a three-year starter at the University of Mississippi, where he earned second team All-Southeastern Conference honors in his junior and senior years and was a third-team Football News All-America selection in his final collegiate campaign. He was named defensive MVP against Air Force in the 1983 Independence Bowl and also had an excellent game in the Senior Bowl that year, registering two sacks and blocking the game-tying extra point attempt in the South's 21-20 victory. He majored in urban administration.

PERSONAL: Andre is single and resides in University, Miss. He was born in Chicago, Ill., but grew up in Aberdeen, Miss., where he earned six varsity letters, two each in football, basketball, and track at Aberdeen HS. Andre received all-state honors as well as honorable mention All-America acclaim as a senior gridder, making All-Little 10 Conference on both offense (TE) and defense (DT). Andre also led his high school basketball team in scoring with a 19.9 average. He has a daughter, Devin Andrenet.

Professional Record

GAMES PLAYED: 1984 (16).

GAMES STARTED: 1984 (0)

ADDITIONAL STATISTICS: Recovered one fumble, 1984.

No. 81 STEPHEN ROSS (Steve) WATSON *Wide Receiver*



Birthdate—May 28, 1957
Birthplace—Baltimore, Md.
Residence—Aurora, Colo.
How Acquired—FA, 1979
College—Temple University
High School—St. Mark's HS, Wilmington, Del.
Height—6-4
Weight—195
Pro Year—7th
Year with Broncos—7th

Steve Watson had another tremendous season last year, catching his pro high of 69 passes (sixth in the AFC) for 1,170 yards (fourth in the AFC), averaging 17.0 yards per catch and scoring seven touchdowns while recording his third 1,000-yard campaign in the past four years. He now has caught passes for 4,102 yards in that time frame, a figure exceeded only by James Lofton of Green Bay (4,651). Watson combined with running back Sammy Winder to give Denver 1,000-yard performers in both receiving and rushing for the first time in franchise history—the Broncos were one of only three clubs to have that combination last year. Watson's sterling 1984 performance included three regular season 100-yard games and one more in the playoffs, giving him a career total of 16, and he comes into 1985 having caught at least one pass in 58 of his last 60 games. His career average per catch of 18.3 is the second highest figure in team history. In the Broncos' division playoff game against Pittsburgh (12/30) he caught his pro high of 12 passes for 177 yards. Watson was named by his teammates as Denver's offensive most valuable player last year, an honor which he also received in 1981 and 1983. Watson had a brilliant season in 1981, leading the AFC in reception yardage with 1,244 and pacing the entire NFL in reception touchdowns with 13. His rise to prominence was one of the NFL's most remarkable stories in 1981, as the former free agent from Temple moved into the starting lineup in the second week of the season and rewrote the Bronco record books. He caught 60 passes and set new team records for reception yards (the previous record was 1,235, set by Lionel Taylor in 1960) and TDs (the previous record was 12 by Taylor in 1960). His 13 TDs tied the Denver single season total recorded by Floyd Little in 1972 and 1973. He was named All-AFC by UPI and earned a trip to the Pro Bowl in 1981. Watson has had 16 100-yard games, with his high yardage total of 183 coming at Los Angeles against the Rams in 1982, also posting his single game regular season reception high of 10 in that contest. He has caught touchdown passes of 95 and 93 yards, and holds the Denver record for longest non-scoring reception with an 86-yard play against Kansas City in 1981. Steve caught three TD passes

against Baltimore in 1981, scored twice in three other games, and had a streak of at least one TD pass in five straight games that year. Not drafted, Watson signed with Denver in 1979 and has played in every Bronco game since then, being used primarily as a special teams player until two years ago.

COLLEGE: Steve was a four-year letterman at wide receiver for Temple and was selected to the All-East team, playing in the East-West Shrine Game to close out his college career. He also won three letters and two conference championships as a long jumper, graduating with a degree in parks administration.

PERSONAL: Steve and his wife Pam make their home in Aurora, Colo. He is presently studying for an associate degree in financial planning and plans to pursue a master's degree in business. Watson was a nine-letter man at St. Mark's HS in Wilmington, Del., earning three each in football, basketball, and track. Steve is extremely active in community service work and in 1983 was the Broncos' Miller NFL Man of the Year, finishing among the top five in the national competition. He was the honorary chairman of the American Cancer Society in Colorado for 1982 and also has been involved in promotional work for the Children's Hospital of Denver, the March of Dimes, and the Multiple Sclerosis Foundation.

Professional Record

Year	Club	Games	Starts	RECEIVING			
				No.	Yds.	Avg.	TD
1979	—Denver	16	0	6	83	13.8	0
1980	—Denver	16	1	6	146	24.3	0
1981	—Denver	16	13	60	1,244	20.7	13
1982	—Denver	9	9	36	555	15.4	2
1983	—Denver	16	16	59	1,133	19.2	5
1984	—Denver	16	16	69	1,170	17.0	7
TOTALS		89	55	236	4,331	18.3	27

ADDITIONAL STATISTICS: Recovered one fumble, 1980; rushed twice for six yards, recovered two fumbles, 1981; rushed once for minus four yards, fumbled once, 1982; rushed three times for 17 yards, fumbled once, 1983.

No. 47 GERALD WILLHITE *Running Back*



Birthdate—May 30, 1959
Birthplace—Sacramento, Calif.
Residence—Rancho Cordova, Calif.
How Acquired—Draft #1, 1982
College—San Jose State
High School—Cordova HS, Rancho Cordova, Calif.
Height—5-10
Weight—200
Pro Year—4th
Year with Broncos—4th

Gerald Willhite will move to the fullback position in 1985 and will also see action at Denver's H-back spot when the team goes to a one-back set. He had a fine season in 1984, ranking second on the club in rushing with a career-high 371 yards, third in reception yardage with 298, and his 200 yards in punt returns was the team high. Willhite had his career-best rushing performance against the Los Angeles Raiders (9/30) when he gained 82 yards on 21 carries, and then followed that with an 81-yard game against Detroit (10/7) in his only start of the season. Willhite, last year, had Denver's longest run from scrimmage (52 yards), longest punt return (35 yards) and kickoff return (40 yards), as well as the team's second longest reception (63 yards). A versatile athlete, he holds the Bronco career rushing average record with a 4.8 mark. Willhite had a disappointing season in 1983, missing the first eight regular season games with a strained hamstring. He led the team that year

with a rushing average of 4.4 yards per carry and his 10.9 average on 10 receptions was tops among all backs who had 10 or more catches. As Denver's first-round draft choice in 1982, Willhite led the club in rushing with 347 yards, and he racked up 974 all-purpose yards in his strike-shortened rookie season.

COLLEGE: Gerald made honorable mention All-America and earned All-Pacific Coast Athletic Association honors as a senior at San Jose State, finishing his career as the leading ballcarrier in Spartan history. Willhite rushed for 2,364 yards in two seasons, also catching 107 passes for 927 yards and scoring 28 touchdowns. He had two consecutive seasons with over 1,000 yards rushing and more than 50 receptions, making him one of only two players ever to accomplish that feat. Gerald capped his college career with appearances in the East-West Shrine Game and the Olympia Gold Bowl. He also made All-PCAA in 1980 and was the conference's offensive player of the year as a junior. Willhite transferred to San Jose State from American River JC in Sacramento, which was where he first played organized football as a freshman. A recreation major, he also lettered four times in track as a sprinter.

PERSONAL: Gerald is single and makes his off-season home in Rancho Cordova, Calif. where he earned prep letters in track and wrestling at Cordova HS. His hobbies include fishing and horseback riding.

Professional Record

Year	Club	RUSHING					RECEIVING				
		Games	Starts	Att.	Yds.	Avg.	TD	No.	Yds.	Avg.	TD
1982—Denver	9	2	70	347	5.0	2	26	227	8.7	0
1983—Denver	8	0	43	188	4.4	3	14	153	10.9	1
1984—Denver	16	1	77	371	4.8	2	27	298	11.0	0
TOTALS	33	3	190	906	4.8	7	67	678	10.1	1

Year	Club	PUNT RETURNS				KICKOFF RETURNS			
		No.	Yds.	Avg.	TD	No.	Yds.	Avg.	TD
1982—Denver	6	63	10.5	0	17	337	19.8	0
1983—Denver	0	0	0.0	0	0	0	0.0	0
1984—Denver	20	200	10.0	0	4	109	27.3	0
TOTALS	26	263	10.1	0	21	446	21.2	0

ADDITIONAL STATISTICS: Passed twice, once incomplete and one intercepted, and fumbled five times, 1982; passed once, incomplete, 1983.

No. 45 STEVEN ANTHONY (Steve) WILSON

Cornerback



Birthdate—Aug. 24, 1957
Birthplace—Los Angeles, Calif.
Residence—Westminster, Colo.
How Acquired—FA, 1982
College—Howard
High School—Northern HS, Durham, N.C.
Height—5-10
Weight—195
Pro Year—7th
Year with Broncos—4th

Steve Wilson had another fine year in 1984, intercepting four passes and leading all reserve defensive backs in tackles with 48. He started against Cincinnati (9/2) in place of the injured Louis Wright, and missed the game against New England (11/4) due to a hamstring injury, only the second time in his pro career that he failed to suit up. Although he has played primarily in a backup role since arriving in Denver in 1982, Wilson's 11 interceptions in that time frame tie him with Steve Foley for second-highest on the team. In 1983 Wilson

started three of the 16 games in which he played when injuries forced a realignment of the defensive backfield. All five of Wilson's interceptions that year came during his three weeks as a starter, including a career-high three in Denver's 38-27 win over Seattle. Wilson was also second on the team in kickoff returns with 24 for 485 yards and a 20.2 average, and he also caught 12-yard pass in Denver's playoff loss to the Seahawks. Wilson joined the Broncos one game into the 1982 season and went on to play in eight games, starting three. He intercepted two passes in the 1982 campaign, one of which came in the closing seconds to secure a win over the Los Angeles Rams. Originally signed by Dallas as a free agent wide receiver, Wilson led the Cowboys in punt returns in 1979 while catching three passes for a 25.3 average. He converted to cornerback in 1980 and started 11 games there, intercepting four passes in the regular season and two more in the playoffs. He led the Cowboys that year in passes defended with 41 and started the first four games of 1981 before being displaced by Everson Walls. Wilson moved back to wide receiver in 1982, but was a late cut and subsequently joined the Broncos. He is an excellent athlete, as his pro experience on offense, defense, and special teams indicates. He has missed just one game in his pro career.

COLLEGE: Steve finished his four-year Howard University career as the Washington, D.C. school's all-time leading receiver and kick returner. Wilson caught 94 passes for 1,399 yards and 12 touchdowns, all Howard records. He earned All-Mid-Eastern Conference honors in 1978, and has a degree in marketing from Howard.

PERSONAL: Steve and his wife Cathy have a son, Ryan Anthony (11/2/82), and the family makes its home in Westminster, Colo. A Los Angeles native, he was raised in Durham, N.C., and graduated from Durham's Northern HS. Steve is the son of "Touchdown" Tommy Wilson, a two-time Pro Bowl running back with the Los Angeles Rams (1956-61) who also played for the Cleveland Browns and Minnesota Vikings.

Professional Record

Year	Club	INTERCEPTIONS						RECEIVING			
		Games	Starts	No.	Yds.	Avg.	TD	No.	Yds.	Avg.	TD
1979—Dallas	16	0	0	0	0.0	0	3	76	25.3	0
1980—Dallas	16	11	4	82	20.5	0	0	0	0.0	0
1981—Dallas	16	4	2	0	0.0	0	0	0	0.0	0
1982—Denver	8	3	2	22	11.0	0	0	0	0.0	0
1983—Denver	16	3	5	91	18.2	0	0	0	0.0	0
1984—Denver	15	1	4	59	14.8	0	0	0	0.0	0
TOTALS	87	22	17	254	14.9	0	3	76	25.3	0

Year	Club	KICKOFF RETURNS				PUNT RETURNS			
		No.	Yds.	Avg.	TD	No.	Yds.	Avg.	TD
1979—Dallas	19	328	17.2	0	35	236	6.8	0
1980—Dallas	7	139	19.9	0	0	0	0.0	0
1981—Dallas	2	32	16.0	0	0	0	0.0	0
1982—Denver	6	123	20.5	0	0	0	0.0	0
1983—Denver	24	485	20.2	0	0	0	0.0	0
1984—Denver	0	0	0.0	0	0	0	0.0	0
TOTALS	58	1,107	19.1	0	35	236	6.8	0

ADDITIONAL STATISTICS: Recovered one fumble, 1981; recovered one fumble for one yard, 1982; fumbled once and recovered one fumble, 1983; fumbled once, recovered one fumble, 1984.

No. 23 SAMMY WINDER

Running Back



Birthdate—July 15, 1959
Birthplace—Madison, Miss.
Residence—Jackson, Miss.
How Acquired—Draft #5, 1982
College—Southern Mississippi
High School—Ridgeland HS, Madison, Miss.
Height—5-11
Weight—203
Pro Year—4th
Year with Broncos—4th

Sammy Winder had an outstanding season in 1984, as the Southern Mississippi back rushed for over 1,000 yards and was tabbed as Denver's lone representative in the Pro Bowl. His 1,153 yards rushing ranked third in the AFC and 11th in the NFL, and was the second highest total in Bronco history. Winder was the first Bronco back since Otis Armstrong in 1976 to reach the 1,000-yard plateau, and he also set Denver records for number of attempts in a season (296) and in a single game (34 at Los Angeles Raiders, 10/28). Winder was second highest on the team in receptions as well, catching 44 passes for 288 yards, and his 1,441 total yards from scrimmage ranked second in the conference. He ran for two 100-yard games last season, bringing his career total to four, and had four more games in which he gained over 90 yards on the ground. Winder was also second on the team in touchdowns scored with six. Winder moved into a starting role in 1983, rushing for 757 yards despite missing two whole games and virtually all of another with a sprained ankle. He was ranked 12th in the AFC and his rushing total was the eighth highest in Bronco history. Winder's best day as a pro came that year at Houston, where he rushed 29 times for 165, the third highest single game total in Bronco history. He recorded his longest run from scrimmage as a pro with a 52-yard jaunt at Houston. Two weeks earlier he had rushed for 119 yards against the Los Angeles Raiders, which was the first time since 1980 that a Bronco back had gone over 100 yards in a game. Winder was drafted by the Broncos in the fifth round in 1982 and he rushed for 259 in his strike-shortened rookie season.

COLLEGE: Sammy was an extremely productive player at Southern Mississippi, setting school career records for rushing attempts (736), rushing touchdowns (39), and points (234). The second all-time leading Southern Mississippi rusher, he gained 3,114 yards there and led the nation in scoring in 1980 with 20 TDs for 120 points. A two-time All-South Independent selection and honorable mention All-America, Winder had nine 100-yard games in his career and had a personal high of 175 rushing yards against Memphis State in 1981. He earned four college letters.

PERSONAL: Sammy is single and makes his off-season home in Jackson, Miss. He graduated from Ridgeland HS in his native Madison, Miss., lettering three times as a fullback and four times in track and field. Sammy lists hunting and fishing as his favorite hobbies.

Professional Record

Year	Club	RUSHING						RECEIVING			
		Games	Starts	Att.	Yds.	Avg.	TD	No.	Yds.	Avg.	TD
1982	Denver	8	2	67	259	3.9	1	11	83	7.5	0
1983	Denver	14	13	196	757	3.9	3	23	150	6.5	0
1984	Denver	16	15	296	1,153	3.9	4	44	288	6.5	2
TOTALS		38	30	559	2,169	3.9	8	78	521	6.7	2

ADDITIONAL STATISTICS: Fumbled once, recovered one fumble, 1982; fumbled seven times, 1983; fumbled five times, recovered two fumbles, 1984.

No. 52 KENNETH EMIL (Ken) WOODARD

Linebacker



Birthdate—January 22, 1960
Birthplace—Detroit, Mich.
Residence—Detroit, Mich.
How Acquired—Draft #10, 1982
College—Tuskegee Institute
High School—Martin Luther King HS, Detroit, Mich.
Height—6-1
Weight—218
Pro Year—4th
Year with Broncos—4th

Ken Woodard had his best season as a pro last year and is expected to battle for a starting spot in 1985. He recorded his first career interception at Detroit (10/7), his hometown, and returned it 27 yards for a touchdown. Woodard started against Cincinnati (9/2) and at Chicago (9/9), and played in every game for the third straight season. He finished the season with 49 tackles, three quarterback sacks, and three passes defended. A consistent member of Denver's special teams, Woodard was named by teammates as that unit's most valuable player for the second consecutive year. He played in every game in 1983, making his first professional start against San Diego, in place of injured Tom Jackson. He was credited with two quarterback sacks and he recovered a fumble while playing at his right outside linebacker position. Woodard, a tenth round draft choice in 1982, has been timed at 4.5 seconds in the 40-yard dash.

COLLEGE: Ken was a four-year letter winner at Tuskegee Institute in Tuskegee, Ala., where he recorded 10 quarterback sacks, intercepted three passes, and recovered two fumbles in a banner 1981 campaign. Woodard made All-Southern Intercollegiate Athletic Conference three times, won a berth on the Sheridan Black Network small college All-America team, and played in both the Blue-Gray and Black College All-Star games as a senior. He was team captain in his second year.

PERSONAL: Ken is single and makes his off-season home in his native Detroit, Mich., where he earned seven prep letters at Martin Luther King HS. He lettered three times each in football and swimming and once in track (440 and 880-yard relays). During the off-season, Ken worked toward completing his major in computer science. Ken lists swimming as his hobby.

Professional Record

Year	Club	Interceptions					
		Games	Starts	No.	Yds.	Avg.	TD
1982	Denver	9	0	0	0	0.0	0
1983	Denver	16	1	0	0	0.0	0
1984	Denver	16	2	1	27	27.0	1
TOTALS		41	3	1	27	27.0	1

ADDITIONAL STATISTICS: Recovered one fumble, 1983.

No. 87 JAMES W. (Jim) WRIGHT *Tight End*



Birthdate—September 1, 1956
Birthplace—Ft. Hood, Tex.
Residence—Houston, Tex.
How Acquired—FA, 1980
College—Texas Christian
High School—Brenham HS,
 Brenham, Tex.
Height—6-3
Weight—240
Pro Year—6th
Year with Broncos—5th

Jim Wright split his 1984 playing time between the tight end and H-back positions, catching 11 passes for 118 yards and scoring a touchdown in the division-clinching win at Seattle (12/15). Wright missed the final 10 games of the 1983 season because of a pinched nerve injury, but still managed to establish his professional highs in receptions (13) and yards (134) that year. Wright had his best game as a pro at Chicago in 1983 with 65 yards on five receptions, both marks being personal single-game highs. Wright played in every game during the 1981-82 seasons, starting the final three games of 1982. In 1981 he played primarily on special teams and in formations which called for two tight ends, scoring his first pro touchdown in Denver's 42-24 victory over San Diego that year. Wright joined the Broncos as a free agent at the end of the 1980 campaign, playing in the final game of the year. Drafted in the seventh round by Atlanta in 1978, he stuck with the Falcons as a rookie, catching two passes for 26 yards in a reserve role. Wright missed the entire 1979 season on injured reserve, then was waived by Atlanta at the close of the 1980 preseason, subsequently joining the Broncos.

COLLEGE: Jim played two seasons as a tight end at Texas Christian University, earning two letters while catching 26 passes for the Horned Frogs. He was used primarily as a blocking tight end in the TCU offense. Wright graduated with a bachelor's degree in psychology.

PERSONAL: Jim and his wife Glenda have a daughter, Stephanie (9/21/80), and a son, James III (9/28/82), and the family resides in Houston, Tex. Jim is enrolled in graduate school (public administration) at the University of Houston in the off-season, and he has also taken some computer programming classes at Houston. His hobbies are landscaping and classic cars — he has restored a 1952 Chevy coupe, a 1953 Ford pickup truck, and a 1963 Chevy Impala. He also does extensive work in youth programs. At Brenham HS in Brenham, Tex., Wright won three letters in football and two in track as a sprinter.

Professional Record

RECEIVING

Year	Club	Games	Starts	No.	Yds.	Avg.	TD
1978	—Atlanta	15	0	2	26	13.0	0
1979	—Atlanta			Injured Reserve			
1980	—Denver	1	0	0	0	0.0	0
1981	—Denver	16	0	3	22	7.3	1
1982	—Denver	9	3	9	120	13.3	1
1983	—Denver	6	6	13	134	10.3	0
1984	—Denver	16	10	11	118	10.7	1
TOTALS		63	19	38	420	11.1	3

ADDITIONAL STATISTICS: Returned two kickoffs for 31 yards, 1978; rushed once for 11 yards, recovered one fumble, 1981; rushed once for minus four yards, 1982; rushed once for minus 11 yards, fumbled twice, 1983.

No. 20 LOUIS DONNEL WRIGHT

Cornerback



Birthdate—January 31, 1953
Birthplace—Gilmer, Texas
Residence—Los Angeles, Calif.
How Acquired—Draft #1, 1975
College—San Jose State
High School—Bakersfield HS,
 Bakersfield, Calif.
Height—6-3
Weight—200
Pro Year—11th
Year with Broncos—11th

Louis Wright had another outstanding season in 1984, giving up only one touchdown pass in the regular season, and scoring his first touchdown since 1977. Wright was named All-NFL by the Sporting News and Pro Football Weekly and earned second team honors from the College and Pro Football Weekly and NEA. He made the Pro Football Weekly All-AFC squad and was a second team All-AFC selection by UPI, and was named most valuable defensive player by his teammates for the second time in the last three years. Wright saw only limited action in the 1984 preseason due to a strained calf and a pulled thigh muscle that hampered him throughout training camp. He played but did not start in the season opener against Cincinnati (9/2), but he went on to start every game after that. Against Green Bay in a nationally televised contest Wright scored on a 27-yard fumble return on the Packers' second offensive play from scrimmage (Steve Foley scored on a fumble return on Green Bay's first play). He also recorded an interception last year and broke up 14 passes. Wright had a career-high six interceptions in 1983 and was named to the Pro Bowl for his efforts, also having been named to the team in 1977, 1978 and 1979. He enters his 11th season as a Bronco with 18 career interceptions and 10 fumble recoveries. A first-round draft choice by Denver from San Jose State in 1975, Wright has recorded a 4.4 second time in the 40-yard dash.

COLLEGE: Louis had an outstanding two-year career at San Jose State after transferring from Bakersfield JC, lettering twice as a defensive back and capping his career with appearances in the East-West Shrine Game and the College All-Star Game. He was an All-Coast football selection, and also won two letters as a 9.6 sprinter in the 100, posted a 21.2 time in the 220, a 47.6 in the 440, and had a long jump of 25'7" for the track team. Wright majored in business management.

PERSONAL: Louis and his wife Vicki have two daughters, Summer Marie (3/12/79) and Kyla Lynn (10/1/82) and the family makes its off-season home in Los Angeles, Calif. At Bakersfield (Calif.) HS, Louis played wide receiver and defensive end in earning two varsity letters, in addition to winning two track letters as a sprinter and long jumper.

Professional Record

INTERCEPTIONS

Year	Club	Games	Starts	No.	Yds.	Avg.	TD
1975	—Denver	11	9	2	9	4.5	0
1976	—Denver	14	14	0	32 (yds. on lat'r'l)		0
1977	—Denver	14	14	3	128	42.7	1
1978	—Denver	16	16	2	2	1.0	0
1979	—Denver	16	16	2	2	10.0	0
1980	—Denver	15	15		None		
1981	—Denver	8	8		None		
1982	—Denver	9	9	2	18	9.0	0
1983	—Denver	16	16	6	50	8.3	1
1984	—Denver	16	15	1	1	1.0	0
TOTALS		135	132	18	260	14.4	1

ADDITIONAL STATISTICS: Recovered one fumble for four yards, 1975; recovered one fumble, 1976; recovered two fumbles, 1978; recovered one fumble for four yards, ran 78 yards for a touchdown after a lateral from Randy Gradishar, and blocked one kick, 1979; recovered one fumble for -5 yards, 1981; recovered one fumble, 1982; returned one punt for 0 yards, recovered one fumble for 40 yards, fumbled once, 1983; recovered two fumbles, returned one 27 yards for touchdown, 1984.

NFL PLAYER PERSONNEL DATES AND INFORMATION FOR 1985

- July 8 — 24-hour waivers period begins.
- Aug. 20 — Roster cutdown to maximum of 60 players.
- Aug. 27 — Roster cutdown to maximum of 50 players.
- Sept. 2 — Roster cutdown to maximum of 45 players.
- Sept. 24 — Priority on multiple waiver claims in the same conference is now based on the current season's standing.
- Oct. 15 — Trading deadline—all trading ends.
- Oct. 15 — Clubs may begin signing free agent players for the 1986 season; such Future List players will remain eligible to sign as free agents for 1985 with no options in their 1985 contracts.
- Dec. 25 — Deadline for postseason participants to sign free agents for playoffs. Players from reserve lists may be added to rosters during playoff period only under applicable reactivation procedures.
- Feb. 3 — Trading period begins.
- Feb. 3 — Waiver system begins for 1986.

Reserve List

The Reserve List is a status for players who, for reasons of injury, retirement, military service, or other circumstances, are not immediately available for participation with a club. Those players in the category of Reserve/Injured who were physically unable to play football for a minimum of four weeks from the date of going onto Reserve may be re-activated by their clubs upon clearing procedural recall waivers; in addition, each club will have five free re-activations for players meeting the four-week requirement, but only one of the free re-activations can be used for a player placed on Reserve/Injured prior to or concurrent with the final cutdown on September 2. Clubs participating in postseason competition will be granted an additional free re-activation. Players not meeting the four-week requirement may not return in the same season to the Active List of the club which originally placed them on Reserve, but may be assigned through the waiver system to other clubs. Players in the category of Reserve/Retired may not be reinstated during the period from 30 days before the end of the regular season on through the postseason.

OTHER PLAYERS

Included are biographies of NFL veterans who did not conclude the 1984 season with Denver, players who were on injured reserve for all of last season, and players acquired by trade.

No. 78 JAMES ALLEN (Jim) JOYCE

Defensive End



Birthdate—September 12, 1961
Birthplace—Cumberland, Md.
Residence—
How Acquired—FA, 1984
College—Maryland
High School—Gaithersburg HS,
 Gaithersburg, Md.
Height—6-4
Weight—240
Pro Year—1st
Year with Broncos—1st

Jim Joyce signed with the Broncos following the 1984 draft, but sustained a shoulder injury that sidelined him for the entire season. He will compete at the defensive end position.

COLLEGE: Jim played for Maryland from 1979-83, including a 1980 redshirt campaign. He majored in general studies.

PERSONAL: Jim is single and resides in the Denver suburb of Aurora. A native of Cumberland, Md., Jim attended Gaithersburg (Md.) HS and lettered three times in football and track, and once in basketball. He enjoys hunting and fishing.

Professional Record

GAMES PLAYED: 1984 (0-injured reserve).

No. 42 WADE RONALD ARTHUR (Wade) MANNING

Cornerback



Birthdate—July 25, 1955
Birthplace—Meadville, Pa.
Residence—Aurora, Colo.
How Acquired—FA, 1985
College—Ohio State
High School—Shaker Heights HS,
 Shaker Heights, Ohio
Height—5-11
Weight—190
Pro Year—4th
Year with Broncos—3rd

Wade Manning signed a 1985 free agent contract with the Broncos during the offseason and will return to the cornerback position, having played at that spot for his first two NFL seasons. He sat out the 1984 season after being released by the Cleveland Browns in the latter stages of their training camp. He tried out with the USFL's Denver franchise in early 1984 but did not make the final roster. Manning was a wide receiver and return specialist for the Broncos in 1981-82, leading the club in kickoff returns in both campaigns, and was one of the final cuts following Denver's 1983 training camp. He came to the Broncos just prior to the 1981 regular season in a trade with Buffalo, one week after he was traded to the Bills from Dallas. Manning did not play college football but earned a spot on the Dallas roster as a free agent cornerback

and kick returner in 1979, playing in nine games for the Cowboys. He was on injured reserve in 1980, after having had cartilage surgery on his right knee.

COLLEGE: Wade was a three-year centerfielder at Ohio State, batting .325 with a team-leading six home runs and a school record 23 stolen bases to earn All-Big 10 honors as a senior. He stole 44 bases in his career.

PERSONAL: Wade and his wife Emma Jean reside in Aurora, Colo. He has a son, Jason Wade (10/27/78). An outstanding baseball player at Shaker Heights (Ohio) HS, Manning was drafted by the Cleveland Indians out of high school and by the Pittsburgh Pirates in 1976. Prior to his pro career, the last time he played football was as a 5-11, 135-pound high school safety. Wade is active in the Fellowship of Christian Athletes.

Professional Record

Year	Club	Games	Starts	PUNT RETURNS				KICKOFF RETURNS			
				No.	Yds.	Avg.	TD	No.	Yds.	Avg.	TD
1979	Dallas	9	0	10	55	5.5	0	7	145	20.7	0
				Injured Reserve							
1981	Denver	16	0	41	378	9.2	0	26	514	19.8	0
1982	Denver	9	0	0	0	0.0	0	15	346	23.1	0
TOTALS		34	0	51	433	8.5	0	48	1,005	20.9	0

RECEIVING

Year	Club	No.	Yds.	Avg.	TD
1981	Denver	3	49	16.3	0
1982	Denver	3	46	15.3	0
TOTALS		6	95	15.8	0

ADDITIONAL STATISTICS: Fumbled once, 1979; fumbled three times, 1981.

No. 78 SCOTT DAVID RARIDON

Guard/Tackle



Birthdate—February 22, 1961
Birthplace—Newton, Iowa
Residence—Mason City, Iowa
How Acquired—Trade with Philadelphia, 1985
College—Nebraska
High School—Mason City HS, Mason City, Iowa
Height—6-3
Weight—288
Pro Year—1st
Year with Broncos—1st

Scott Raridon was acquired in an offseason trade with Philadelphia that sent a future conditional draft pick to the Eagles. He was Philadelphia's sixth-round pick in the 1984 draft, but left their training camp and was placed on the club's "reserved-left camp" list.

COLLEGE: Scott was selected first team All-Big Eight by AP and UPI and third team All-America by AP in his senior year at Nebraska. He was considered a major factor in the Cornhusker offense that led the nation in scoring (52 points per game) and ranked second in total offense (546.7 yards per game). Scott closed out his collegiate career with an appearance in the East-West Shrine game.

PERSONAL: Scott and his wife Lisa have a son, Scott Jr. (6/2/84), and the family makes its home in Mason City, Ia. A native of Newton, Ia., Raridon attended Mason City HS where he lettered twice in football, playing on both the offensive and defensive lines, and once in basketball.

No. 91 CRAIG ALAN SHAFFER

Linebacker



Birthdate—March 31, 1959
Birthplace—Terre Haute, Ind.
Residence—Terre Haute, Ind.
How Acquired—FA, 1985
College—Indiana State
High School—Schulte HS, Terre Haute, Ind.
Height—6-1
Weight—230
Pro Year—4th
Year with Broncos—1st

Craig Shaffer signed a 1985 free agent contract with the Broncos during the offseason. He was released by St. Louis in the fifth week of the 1984 season, having played in the first four games. Shaffer saw action in the first nine games of the 1983 season with the Cardinals as a reserve linebacker and on special teams before fracturing his right ankle, and he spent the rest of the year on injured reserve. He suffered a similar injury five games into his rookie season after having been drafted in the sixth round that year by St. Louis.

COLLEGE: Craig was the Missouri Valley Conference Defensive Player of the Year in 1981 after leading Indiana State in tackles for the second straight season. He earned honorable mention All-America honors following the 1980 campaign. Craig has a degree in physical education.

PERSONAL: Craig is single and resides in his hometown of Terre Haute, Ind.

Professional Record

GAMES PLAYED: 1982 (5), 1983 (9), 1984 (4).
GAMES STARTED: 0.

No. 14 SCOTT STANKAVAGE

Quarterback



Birthdate—July 5, 1962
Birthplace—Philadelphia, Pa.
Residence—Doylestown, Pa.
How Acquired—FA, 1984
College—North Carolina
High School—Central Bucks East HS, Buckingham, Pa.
Height—6-1
Weight—194
Pro Year—2nd
Year with Broncos—2nd

Scott Stankavage signed a 1985 free agent contract with the Broncos after being released by the club in the eleventh week of the 1984 season. He played in one game last year, completing four of 18 passes at Chicago (9/9), after injuries side-lined John Elway and Gary Kubiak. Stankavage was cut by the Broncos late in the 1984 training camp and was subsequently re-signed by the team the week of the Chicago game.

COLLEGE: Scott ranked third in passing in the Atlantic Coast Conference in his senior season at North Carolina, where he played from 1980-83. A three-time ACC Academic All-American, Scott has a degree in business.

PERSONAL: Scott is single and makes his home in the Denver suburb of Aurora. A native of Philadelphia, Pa., Scott attended Central Bucks East HS in Buckingham, Pa., earning three letters in both football and basketball. He enjoys music and the outdoors.

Professional Record

Year	Club	PASSING							TD	Int.
		Games	Starts	Att.	Comp	Pct.	Yds.			
1984	Denver	1	0	18	4	.222	58	0	1	
TOTALS		1	0	18	4	.222	58	0	1	

ADDITIONAL STATISTICS: Recovered one fumble for minus two yards, 1984.

No. 72 ROBERT SCOTT (Rob) SWANKE *Nose Tackle*



Birthdate—November 17, 1961

Birthplace—Newington, Conn.

Residence—Littleton, Colo.

How Acquired—FA, 1984

College—Boston College

High School—Newington HS,
Newington, Conn.

Height—6-2

Weight—252

Pro Year—1st

Year with Broncos—1st

Rob Swanke signed with Denver as a free agent following the 1984 draft, but suffered ligament damage in his knee during training camp and spent the entire season on injured reserve.

COLLEGE: Rob was a member of Boston College teams that played in the Tangerine and Liberty Bowls, and was named All-East Coast Athletic Conference in his junior year. He was also a member of the Boston College track team.


PERSONAL: Rob and his wife Rosemary were married in the off-season. At Newington (Conn.) HS in his hometown, Rob earned eight letters in track and two in football. He holds the Connecticut state record for the hammer throw. Rob's brother Karl is a starting offensive tackle for the Green Bay Packers.

Professional Record

GAMES PLAYED: 1983 (0-injured reserve).



1985 DRAFT CHOICES




Defensive end Andre Townsend, who was the Broncos' first choice in the 1984 draft.

1985 DRAFT CHOICES

Round	Player	Pos.	Ht.	Wt.	School
1	Steve Sewell	RB	6-3	210	Oklahoma
2a	Vance Johnson	WR	5-10	174	Arizona
2b	Simon Fletcher	DE	6-6	245	Houston
3	Traded to Houston for WR Butch Johnson				
4	Keli McGregor	TE	6-6	250	Colorado State
5	Billy Hinson	G	6-1	270	Florida
6	Traded to New York Jets for LB Stan Blinka				
7	Dallas Cameron	NT	6-2	245	Miami (Fla.)
8	Eric Riley	CB	5-11	175	Florida State
9	Daryl Smith	CB	5-9	180	North Alabama
10a	Buddy Funck	QB	6-2	192	New Mexico
10b	Ron Anderson	LB	6-1	215	Southern Methodist
11	Gary Rolle	WR	5-10	170	Florida
12	Dan Lynch	G	6-3	265	Washington State

RONALD CRAIG (Ron) ANDERSON LB 6-1, 215 DOB: Sept. 16, 1962 Southern Methodist Draft Choice #10b



Ron Anderson played three seasons as an outside linebacker after starting his college career as a defensive back for Southern Methodist, where he was considered by coaches to be one of the strongest and quickest members of the Mustang defense. One of the best athletes on his college squad, Anderson recorded his career high of 59 tackles and three quarterback sacks as a senior, intercepting one pass and recovering a fumble. He played in every game over the last three years and finished with a career total of 128 tackles and five sacks. A native of Morton, Tex., Anderson was a star athlete at Levelland HS in Levelland, Tex., where he lettered three times each in football and basketball, twice in track, and once in baseball. He was all-district two years in high school as a safety and tailback. During his prep career he averaged 6.3 yards per carry, seven tackles a game, and intercepted nine passes, also anchoring the high school 400 and 1600 meter relays. Ron is married (Margarita), and majored in business at SMU.

DALLAS CAMERON NT Miami (Fla.) 6-2, 245 DOB: Nov. 6, 1962 Draft Choice #7



Dallas Cameron saw action all along the defensive line for the University of Miami last year, including middle guard, tackle, and end, recording 31 total tackles and one quarterback sack. Cameron posted his season high of 11 tackles at Michigan and closed out his career with a total of 102 tackles, 66 unassisted, and two fumble recoveries. He ended his college career with an appearance as a starter against UCLA in the Fiesta Bowl. Regarded by Miami coaches as a player with explosive quickness and tremendous upper body strength, Cameron earned three letters while playing for the Golden Hurricanes. A native of Lake City, S.C., he was a first-team all-state pick at offensive tackle as a senior at Melbourne (Fla.) HS, after having been a first-team all-Cape Coast selection at that position as a junior. As a prepster Cameron was a three-year two-way starter who earned all-conference honors on both sides of the ball during his final year of play, earning team most valuable player honors as well. A business management major at Miami, Dallas enjoys fishing as a hobby.

SIMON RAYNARD FLETCHER DE Houston 6-6, 245 DOB: February 18, 1962 Draft Choice #2b



Simon Fletcher was a three-year starter at the University of Houston, where he posted career figures for 142 unassisted tackles and 209 total, including 30 tackles for losses and 14 quarterback sacks. Fletcher also defended 10 passes during a career in which he started 33 of the 37 games in which he played for the Cougars. In 1984 he was second on the team in tackles for losses (11 for 52 yards) and quarterback sacks (eight), despite playing the last six games with a pinched nerve in his shoulder. Fletcher saw just seven minutes of varsity action in 1980 and was a redshirt in 1981 before moving into the Cougar starting lineup, where he played both right tackle (1982 and 1984) and right end (1983). His final college game was against Boston College in the Cotton Bowl. He earned letters in both football and track at Bay City HS in his native Bay City, Tex., and has an older brother who played football at Texas A & I.

HAROLD GLEN (Buddy) FUNCK, JR. QB 6-2, 192 DOB: March 22, 1963 Draft Choice #10a



Buddy Funck was a two-year starter at New Mexico who passed for 2,497 yards and a 52.4 completion percentage for the Lobos, also rushing the ball for 1,118 yards. He scored 13 touchdowns on the ground and passed for 13 more, and his total career yardage figure of 3,685 is the sixth best ever in New Mexico history. An elusive runner, Funck rushed for 633 yards and eight scores as a junior, and that year had a combined yardage figure of 2,154, third best ever in Lobo annals. He missed four full games and part of another as a senior due to a cracked fibular suffered against Colorado State, and his club was winless without him. Funck's best day was a 261-yard performance (210 passing, 51 rushing) at home against San Diego State in 1983, while his best rushing performance was a 113-yard effort against New Mexico State in 1984. His longest completion was a 77-yarder against UTEP. A native of Albuquerque who returned there for his college career, Funck grew up in Ft. Worth, Tex., and attended Ft. Worth's Richland HS, where he was all-area, second-team all-county, and the district's offensive most valuable player as a senior quarterback. He earned six prep letters, three in football, two in basketball and one in baseball.

WILLIAM DEWAYNE (Billy) HINSON G Florida 6-1, 270 DOB: January 8, 1963 Draft Choice #5



Billy Hinson is a strong, durable athlete who started every game of his senior year and closed out his college career with an appearance in the Blue-Gray game. Hinson played offensive guard in his last two years at Florida, after having switched between that position and middle guard on defense during his first two seasons with the Gators. Hinson lettered three times overall and started 12 games as a collegian. As a senior he was named by USA Today as offensive player of the week (along with the rest of the Florida line) after the Auburn game. A native of Folkston, Ga., Hinson was a prep All-American and all-state as a senior at Hilliard HS in Hilliard, Fla., in addition to being the state weightlifting champion. He also lettered in track, specializing in the shot put. Billy is married (Dana), and likes lifting weights, hunting, and fishing.

VANCE EDWARD JOHNSON
5-10, 174 DOB: March 13, 1963
Draft Choice #2a

WR Arizona



Vance Johnson was the University of Arizona's key player at tailback over his four-year career, finishing fifth in school career scoring (168 points), sixth in receiving (78), and fourth in all-purpose running (3,442 yards). The Wildcats' gamebreaker, he was a first team all-Pac-10 selection at running back in 1982 after leading the league in kick-off returns with a 27.2 average (including a 93-yard touchdown jaunt), also pacing the club in rushing with 443 yards and four scores.

In 1983 Johnson posted the league high in touchdowns with 13, including 10 rushing. He made the Blue Chip Magazine 1981 freshman All-America second team, setting four school freshman records, including yards rushing (654), kickoff return yardage (592), and all-purpose yardage (1,557). He had his career high of 183 yards rushing against Fresno State in 1981. He twice led the team in rushing and at one point caught a touchdown pass in five straight games. As a senior Johnson posted his personal highs in reception yards (340), average per catch (13.1), and reception touchdowns (four), finishing his college career with 32 TDs (20 rushing, 11 receiving, one by kickoff return). Johnson closed out his career with appearances in the East-West Shrine Game (in which he caught seven passes and threw a touchdown pass) and the Senior Bowl. He possesses tremendous speed and was a great track athlete as well, capturing the 1982 NCAA long jump title with a 26'-11 1/2" effort and winning the 1984 Pac-10 long jump title, finishing second in the NCAA last year. Johnson has blazing speed and was an alternate in the long jump on the 1984 Olympic team, missing the team by just one inch. He finished fourth in the Pac-10 100-meters in 1984 with a 10:28 mark and most recently was chosen to compete in the long jump with the American Olympic team in Monaco, France this spring, but decided to pass up the opportunity because of his football career. A native of Trenton, N.J., he was raised in Tucson, Az., and lettered twice in football and four times in track at Tucson's Cholla HS, where he scored 22 touchdowns as a senior and had a 9.1 yard rushing average while gaining 1,382 yards. He set school records in the long jump, high jump, 100 and 220-yard dashes, and was Arizona's state long jump champion in 1980. Johnson was all-state in football in 1980 as well. Vance was a commercial art major at Arizona.

DANIEL WALBRIDGE (Dan) LYNCH G
6-3, 265 DOB: June 21, 1962
Draft Choice #12

Washington State




Dan Lynch started all 33 games over the last three seasons at Washington State, earning numerous All-America honors last year (AP, Football News, Football Writers of America second team, UPI honorable mention) and closing out his career with appearances in the East-West Shrine Game and the Senior Bowl, declining an invitation to play in the Blue-Gray Classic. Lynch played sparingly in 1980 as a freshman, was a reserve player in 1981, then became a starting guard in 1982,

earning the first of three consecutive Pac-10 All-Academic citations. In 1983 he was Pac-10 first team, UPI All-West Coast second team, AP All-America honorable mention, and received an extra year of eligibility because he had played in less than 20 percent of his team's games as a freshman. Thus, Lynch is one of the few players in college history to have played in two Senior Bowl games (following the 1983 and 1984 campaigns). Born in Rochester, Minn., Lynch graduated from Lewis and Clark HS in Spokane,

Wash., where he was selected all-Greater Spokane and all-state as a senior, also playing prep basketball and baseball. Dan's brother Pat was a teammate of his at Washington State, and his father is a neurosurgeon.

KELI SCOTT MCGREGOR TE
6-6, 250 DOB: January 23, 1963
Draft Choice #4

Colorado State



Keli McGregor finished his Colorado State playing career with 153 receptions, second best total in CSU history and fifth in WAC career records. In 1984 he was a preseason All-American choice of several national publications, including Playboy Magazine, and he went on to catch 47 passes, tops on the team for the second straight season, good for 479 yards and three scores. As a senior he had seven catches for 105 yards vs. Wyoming, then caught eight for 62 yards the following

week against Utah. McGregor was named second-team All-WAC and earned second-team All-America honors (UPI). As a junior McGregor caught a school record 69 passes for 717 yards and two touchdowns on his way to second-team All-WAC honors and honorable mention All-America citation. In 1983 he had games of 12 catches for 120 yards (vs. Air Force Academy), 11 for 135 (vs. Utah), and nine for 132 (vs. San Diego State). He joined the Rams as a walk-on in 1981 and finished the season as the starting tight end, then caught 36 passes for 393 yards and three scores as a sophomore starter. McGregor was used as the "H-back" in CSU's single-back offense and caught at least one pass in 34 consecutive games during his college career, closing it out with appearances in the East-West Shrine Game and Japan Bowl. Keli is married (Lori). Born in Primghar, Iowa, McGregor lettered twice each in football and basketball at Lakewood HS in Lakewood, Colo., where he was named to all-city football and basketball squads in 1979, leading Lakewood to state grid runnerup honors that year. Keli's father, Brian, is one of Colorado's most successful prep coaches and is currently the head coach at Arvada West HS.

ERIC RILEY CB
5-11, 175 DOB: August 15, 1962
Draft Choice #8

Florida State



Eric Riley started at both cornerback and safety during his Florida State career, finishing with 104 total tackles and five pass interceptions. He started as a safety in 1981, redshirted the following year, then performed at cornerback for the Seminoles, with his best season statistically coming in 1983. In that campaign Riley had his high marks in tackles (48), first hits (33), and interceptions (four), in addition to blocking a kick and recovering two fumbles. One fumble re-

covery came in the waning seconds and preserved a win over East Carolina, and it was against South Carolina that he blocked a field goal attempt and later recovered a blocked punt in the endzone for a touchdown. He defended seven passes in each of the last two seasons. A track athlete as well, Riley was the Metro Conference 110 and 400 hurdle champion in 1983 and ran leg on the 1,600 meter relay that finished 11th in the nation at the 1982 NCAA championships. Eric participated in both football and track at Fort Myers HS in his native Fort Myers, Fla., and was a criminology major at Florida State.

GARY ROLLE**WR****Florida****5-10, 170 DOB: February 16, 1962****Draft Choice #11**

Gary Rolle started 15 games during his Florida career and caught 25 passes for 319 yards and a 12.8 average. He caught nine each in his sophomore and senior seasons, including a 44-yarder vs. Mississippi State in 1982 which was his career longest. Rolle was named as one of 11 recipients of the National Football Foundation and Hall of Fame scholar-athlete awards as a senior, and was named academic All-conference as well. A very intelligent and articulate athlete,

he also earned academic All-Southeastern Conference honors in 1983. As a junior Rolle caught four passes for 36 yards vs. Mississippi State, his high reception game as a collegian. He began his career at West Point as a freshman in 1980, transferring to Florida in 1981. Born in Augsburg, Germany, Gary is a graduate of Carroll City HS in Miami, Fla., where he was a wide receiver and kickoff return man. He received Florida's highest ROTC award for combined excellence in the spring of 1983 and has been an honor student maintaining a 3.7 grade average while majoring in pre-med. Gary's father is a physician.

STEVEN EDWARD (Steve) SEWELL**RB****Oklahoma****6-3, 210 DOB: April 2, 1963****Draft Choice #1**

Steve Sewell was the most versatile athlete on the Oklahoma squad, starting all but a few games during his four-year career and establishing a reputation for great attitude and intelligence, as well as athletic ability. Sewell was equally adept as a runner and receiver in college and earned second-team All-Big Eight honors (AP, UPI) as a senior, rushing for 577 yards on 98 carries and catching 16 passes for 315 yards and a 19.7 average despite missing most of three games

due to a severe foot strain. A big play performer, Sewell scored seven touchdowns, five running and two via the pass. A slashing runner with the speed to go the distance, against Kansas State last year he became the only player in Oklahoma history to record more than 100 yards rushing and receiving in the same game, gaining 153 on the ground, including a 47-yard touchdown run, and 142 yards on six receptions, including a 79-yard scoring play. That performance earned him Big Eight player of the week honors. In OU's tie with Texas Sewell scored both TDs and caught five passes for 45 yards. He also demonstrated his big play capability against Colorado, scoring two touchdowns, one on a 68-yard pass play that broke open a tight contest. Against Iowa State Sewell gained 56 yards on a wingback reverse which he had suggested for insertion into the game plan. His career statistics show 170 carries for 1,113 yards (a 6.5 average), and 33 catches for 550 yards (a 16.7 average), and 14 TDs (10 rushing, four receiving). Sewell was voted the Don Key Award, the highest honor an OU player can receive. The award is given annually to the player who exhibits all the positive physical, academic, and mental traits of college football. Sewell played both halfback positions in the wishbone as well as wingback and tailback in the I formation, closing out his college career with appearances in the Orange Bowl and Senior Bowl. He also ran track as a sophomore at Oklahoma and was selected Academic All-Big Eight in 1982. A native of San Francisco, Calif., Sewell graduated from that city's Riordan HS, where he was All-Bay Area and all-league in a senior season which saw him rush for 1,000 yards. He earned three prep letters in football as a two-way starter (running back and safety), and lettered three more times in track, specializing in the long jump and relays. Steve is an avid movie buff.

DARYL DIMITRI SMITH**CB****North Alabama****5-9, 180 DOB: May 8, 1963****Draft Choice #9**


Daryl Smith was a three-year starter at cornerback for North Alabama and as a senior was named first team Kodak All-American, first team AP Little All-American, and first team Football News All-American as well, closing out his career with appearances in the Blue-Gray Classic and Senior Bowl. He blocked eight kicks in his career, including five punts, and had nine career interceptions for 31 yards. In 1983 Smith blocked punts in consecutive NCAA Division II playoff games

against Virginia Union and Central State (Ohio). Smith made 43 tackles as a senior, recovering two fumbles and breaking up eight passes while earning All-Gulf South Conference accolades. In his career at North Alabama Smith had 134 tackles, including 81 solo hits, and defended 27 passes while leading UNA to a 33-7-4 record over those four years. Smith has outstanding speed and demonstrated that by earning all-state track honors as a prepster at Opelika HS in his native Opelika, Ala.

Coors

The Adolph Coors company of Golden, Colorado once again is sponsoring the Denver Broncos highlight film, which is available at no cost to groups of all sizes through the Broncos public relations department. The 1984 highlight film, titled **The Winning of the West**, can be obtained by calling Caroline Tu of the Broncos at (303) 296-1982. The team address is 5700 Logan Street, Denver, CO 80216. Please give as much advance notice as possible in requesting the 1984 film, or other films available through the Bronco library. This marks the 10th consecutive year in which the Adolph Coors Company has sponsored the Bronco highlight film.

THE 1984 SEASON



Louis Wright, who earned All-NFL honors and was the Broncos' most valuable player on defense in 1984.

FINAL STATISTICS

REGULAR SEASON (13-3)

Date	Opponent	Denver	Opponent	Attend.
9/2	Cincinnati	20	17	74,178
9/9	at Chicago	0	27	54,335
9/16	at Cleveland	24	14	61,980
9/23	Kansas City	21	0	74,263
9/30	L.A. Raiders	16	13	74,833
10/7	at Detroit	28	7	55,836
10/15	Green Bay	17	14	62,546
10/21	at Buffalo	37	7	31,204
10/28	at L.A. Raiders	22	19	91,020
11/4	New England	26	19	74,908
11/11	at San Diego	16	13	53,162
11/18	Minnesota	42	21	74,716
11/25	Seattle	24	27	74,922
12/2	at Kansas City	13	16	38,494
12/9	San Diego	16	13	74,867
12/15	at Seattle	31	14	64,411

TEAM STATISTICS

	Broncos	Opponents
TOTAL FIRST DOWNS	299	311
Rushing	121	90
Passing	152	206
Penalty	26	15
Third Down Made/Attempts	68/207	84/240
Third Down Efficiency	33%	35%
Fourth Down Made/Attempts	6/7	8/23
Fourth Down Efficiency	86%	35%
TOTAL NET YARDS	4935	5687
Average Per Game	308.4	355.4
Total Plays	1018	1123
Average Per Play	4.8	5.1
NET YARDS RUSHING	2076	1664
Average Per Game	129.8	104.0
Total Rushes	508	435
Average Per Rush	4.1	3.8
NET YARDS PASSING	2859	4023
Average Per Game	178.7	251.4
Tackled/Yards Lost	35/257	57/430
Gross Yards Passing	3116	4453
Attempts/Completions	475/263	632/346
Pct. of Completions	55%	55%
Had Intercepted	17	31
Average Per Pass Play	5.6	5.8
PUNTS/AVERAGE	96/40.1	81/41.5
NET PUNTING AVERAGE	35.4	35.1
TOTAL RETURN YARDAGE	1725	1700
Punt Returns/Average	41/7.8	44/7.5
Kickoff Returns/Average	45/19.9	55/21.5
Interception Returns/Average	31/16.5	17/11.1
PENALTIES/YARDS	78/636	104/891
FUMBLES/BALL LOST	36/17	44/24
TOUCHDOWNS	42	26
Rushing	12	10
Passing	22	16
Returns	8	0
Extra Points Made/Attempts	36/41	26/26
Field Goals Made/Attempts	21/28	19/33
TOTAL POINTS	353	241

RUSHING

	No.	Yds.	Avg.	LG	TD
Winder	296	1153	3.9	24	4
Willhite	77	371	4.8	52	2
Elway	56	237	4.2	21	1
Parros	46	208	4.5	25	2
Lang	8	42	5.3	15	2
Brewer	10	28	2.8	8	0
Kubiak	9	27	3.0	17	1
Myles	5	7	1.4	2	0
Johnson	1	3	3.0	3	0
BRONCOS TOTAL	508	2076	4.1	52	12
Opponents Total	435	1664	3.8	72	10

PASSING

	Att.	Comp.	Yds.	Pct.	Avg./Att.	TD
Kubiak	75	44	440	.587	5.87	4
Willhite	2	1	20	.500	10.00	0
Elway	380	214	2598	.563	6.84	18
Stankavage	18	4	58	.222	3.22	0
BRONCOS TOTAL	475	263	3116	.554	6.56	22
Opponents Total	632	346	4453	.547	7.05	16

	Pct. TD	Int.	Pct. Int.	LG	TKD/Lost	Rating
Kubiak	.053	1	.013	41	10/86	87.6
Willhite	.000	0	.000	20	0/0	85.3
Elway	.047	15	.039	73	24/158	76.8
Stankavage	.000	1	.056	16	1/13	17.1
BRONCOS TOTAL	.046	17	.036	73	35/257	75.8
Opponents Total	.025	31	.049	801	57/430	64.9

RECEIVING

	No.	Yds.	Avg.	LG	TD
Watson	69	1170	17.0	73	7
Winder	44	288	6.5	21	2
Johnson	42	587	14.0	49	6
Willhite	27	298	11.0	63	0
Sawyer	17	122	7.2	25	0
Kay	16	136	8.5	21	3
Wright	11	118	10.7	21	1
Sampson	9	123	13.7	25	1
Alexander	8	132	16.5	41	1
Parros	6	25	4.2	9	0
Lang	4	24	6.0	9T	1
Summers	3	32	10.7	16	0
Myles	2	22	11.0	12	0
Brewer	2	20	10.0	16	0
Kubiak	1	20	20.0	20	0
Logan	1	3	3.0	3	0
Studdard	1	-4	-4.0	-4	0
BRONCOS TOTAL	263	3116	11.8	73	22
Opponents Total	346	4453	12.9	80T	16

INTERCEPTIONS

	No.	Yds.	Avg.	LG	TD
Foley	6	97	16.2	40T	1
Harden	6	79	13.2	45T	1
Wilson	4	59	14.8	22	0
Smith	3	13	4.3	10	0
Mecklenburg	2	105	52.5	63	0
Robbins	2	62	31.0	62T	1
Busick	2	21	10.5	16	0
Woodard	1	27	27.0	27T	1
Jackson	1	23	23.0	23	0
Ryan	1	13	13.0	13	0
Comeaux	1	5	5.0	5	0
Lilly	1	5	5.0	5	0
Wright	1	1	1.0	1	0
BRONCOS TOTAL	31	510	16.5	63	4
Opponents Total	17	189	11.1	35	0

PUNTING

	No.	Yds.	Avg.	TB	In 20	LG	Bik
Norman	96	3850	40.1	6	16	83	—
BRONCOS TOTAL	96	3850	40.1	6	16	83	0
Opponents Total	81	3361	41.5	10	20	62	0

SCORING

	TDR	TDP	TDRT	PAT	FG	TP
Karlis				38/41	21/28	101
Watson		7				42
Winder	4	2				36
Johnson		6				36
Lang	2	1				18
Kay		3				18
Parros	2					12
Foley			2			12
Willhite	2					12
Kubiak	1					6
Robbins			1			6
Smith			1			6
Woodard			1			6
Jones			1			6
Alexander		1				6
Harden			1			6
Sampson		1				6
Wright			1			6
Wright		1				6
Elway	1					6
BRONCOS TOTAL	12	22	8	38/41	21/28	353
Opponents Total	10	16	0	26/26	19/33	241***

***Includes 1 Safety

Field Goals:

() (50) (25*) (46) (27*,32*,19*) (51) (30*) (45*,40*,45*)
 (41*,24*,42,35*) () (44*, 45*, 34, 37*) () (27*,25) (22*,37*,42)
 (30*,50*,28*) (34*)

PUNT RETURNS

	No.	FC	Yds.	Avg.	LG	TD
Willhite	20	9	200	10.0	35	0
*Thomas	20	4	118	5.9	15	0
Wilson	1	0	0	0.0	0	0
BRONCOS TOTAL	41	13	318	7.8	35	0
Opponents Total	44	25	330	7.5	24	0

KICKOFF RETURNS

	No.	Yds.	Avg.	LG	TD
Lang	19	404	21.3	38	0
*Thomas	18	351	19.5	33	0
Willhite	4	109	27.3	40	0
Dennison	2	27	13.5	16	0
Harden	1	4	4.0	4	0
Smith	1	2	2.0	2	0
BRONCOS TOTAL	45	897	19.9	40	0
Opponents Total	55	1181	21.5	62	0

FIELD GOALS

	1-19	20-29	30-39	40-49	50+	TOTAL
Karlis	1-1	6-7	7-8	6-9	1-3	21-28
BRONCOS TOTAL	1-1	6-7	7-8	6-9	1-3	21-28
Opponents Total	1-1	4-7	3-8	10-13	1-4	19-33

SCORE BY PERIODS

	1	2	3	4	OT	Total
BRONCOS TOTAL	75	125	68	82	3	353
Opponents Total	49	74	45	73	—	241

FINAL DEFENSIVE STATISTICS

(Compiled from Coaching Film Study)

Player	Tackles	Assists	Total	Pass Def	Sacks/Yds	Int./Yds.	OFR/Yds
Bowyer	35	23	58		3/21		1/0
Busick	112	83	195	4	1/9	2/21	1/0
Carter	53	31	84		3/20		3/0
Chavous	40	26	66	1	7½/42		
Comeaux	7	3	10		1/12	1/5	1/0
Dennison	104	60	164	3	3/11		
Foley	108	59	167	10		6/971T	2/221T
Garnett	24	17	41	4	1/6		1/0
Harden	70	27	97	18		6/791T	2/0
Hunley	1	0	1				
R. Jackson	12	5	17	2		1/23	
T. Jackson	89	52	141	13	6/45		1/0
Jones	50	55	105	1	11/83		2/51T
Lilly	2	1	3			1/5	1/0
Manor	2	3	5				
Mecklenburg	35	6	41	2	7/80	2/105	1/0
Robbins	19	9	28	9	1/9	2/621T	1/0
Ryan	59	47	106	2	3/25	1/13	1/0
A. Smith	1	0	1				
D. Smith	68	24	92	9	1/9	3/13	1/64T
Townsend	32	19	51		5/36		1/0
Wilson	38	8	46	2	½/0	4/59	1/0
Woodard	30	19	49	3	3/32	1/27T	
L. Wright	98	15	113	14		1/1	2/271T

Blocked Kick: Jones, FG vs. K.C.

TOP PERFORMANCES OF 1984

Individual

RUSHING — Attempts: Sammy Winder, 34, at L.A. Raiders (10/28). Yards: Sammy Winder, 139, vs. Kansas City (9/23). **PASSING** — Percentage: John Elway, .842 on 16 of 19, vs. Minnesota (11/18). Yards: John Elway, 315, vs. New England (11/4). Touchdowns: John Elway, 5, vs. Minnesota (11/18). **RECEIVING** — Number: Butch Johnson, 9, vs. New England (11/4). Yards: Butch Johnson, 156, vs. New England (11/4). **INTERCEPTIONS** — Number: Mike Harden, 2, vs. L.A. Raiders (9/30), Steve Wilson, 2, at Detroit (10/7). Yards: Karl Mecklenburg, 63, vs. Detroit (10/7). **KICKOFF RETURNS** — Number: Gene Lang, 3, at Chicago (9/9), Zach Thomas, 3, at Chicago (9/9), at Cleveland (9/16), at L.A. Raiders (10/28), vs. New England (11/4), and at San Diego (11/11). Yards: Zach Thomas, 85, at Cleveland (9/16). **PUNT RETURNS** — Number: Gerald Willhite, 5, at Kansas City (12/2). Yards: Gerald Willhite, 57, at L.A. Raiders (10/28). **SCORING** — Rich Karlis, 13, at Buffalo (10/21). **TOUCHDOWNS** — Three players with two.

TEAM

TOTAL OFFENSE — 435 (206 rushing, 229 passing), vs. Minnesota (11/18). **RUSHING** — 231 at L.A. Raiders (10/28). **PASSING** — 291 vs. New England (11/4). **SCORING** — 42 vs. Minnesota (11/18). **TOTAL DEFENSE** — 226 at Buffalo (10/12). **RUSHING DEFENSE** — 50 vs. Kansas City (9/23). **PASSING DEFENSE** — 104 at Chicago (9/9). **SCORING DEFENSE** — 0 vs. Kansas City 9/23).

Longest Plays

RUN FROM SCRIMMAGE — Gerald Willhite, 52, vs. Kansas City (9/23). **PASS PLAY** — John Elway to Steve Watson, 73, at Seattle (12/15). **KICKOFF RETURN** — Gerald Willhite, 40, at Kansas City (12/2). **PUNT RETURN** — Gerald Willhite, 35, vs. L.A. Raiders (9/30). **INTERCEPTION RETURN** — Karl Mecklenburg, 63, at Detroit (10/7). **PUNT** — Chris Norman, 83, vs. Kansas City (9/23). **FIELD GOAL** — Rich Karlis, 50, vs. San Diego (12/9).



1984 PLAYOFF STATISTICS

POSTSEASON AFC DIVISIONAL PLAYOFF GAME

Date	Opponent	Denver	Opponent	Attend.
12/30	Pittsburgh	17	24	74,981

TEAM STATISTICS

	Broncos	Opponents
TOTAL FIRST DOWNS	15	25
Rushing	4	12
Passing	11	13
Penalty	0	0
Third Down Made/Attempts	4/13	5/13
Third Down Efficiency	31%	38%
Fourth Down Made/Attempts	0/1	0/0
Fourth Down Efficiency	0%	0%
TOTAL NET YARDS	250	381
Average Per Game	250.0	381.0
Total Plays	64	70
Average Per Play	3.9	5.4
NET YARDS RUSHING	51	169
Average Per Game	51.0	169.0
Total Rushes	22	40
Average Per Rush	2.3	4.2
NET YARDS PASSING	199	212
Average Per Game	199.0	212.0
Tackled/Yards Lost	4/37	2/12
Gross Yards Passing	236	224
Attempts/Completions	38/20	28/17
Pct. of Completions	53%	61%
Had Intercepted	2	0
Average Per Pass Play	4.7	7.1
PUNTS/AVERAGE	4/42.3	4/21.3
NET PUNTING AVERAGE	40.0	17.0
TOTAL RETURN YARDAGE	73	145
Punts Returns/Average	2/8.5	3/3.0
Kickoff Returns/Average	2/28.0	4/25.5
Interception Returns/Average	0/0.0	2/17.0
PENALTIES/YARDS	1/5	4/30
FUMBLES/BALL LOST	2/0	3/2
TOUCHDOWNS	2	3
Rushing	0	2
Passing	2	1
Returns	0	0
Extra Points Made/Attempts	2/2	3/3
Field Goals Made/Attempts	1/3	1/4
TOTAL POINTS	17	24

SCORE BY PERIODS

	1	2	3	4	OT	Total
BRONCOS	7	0	10	0	—	17
Opponents	0	10	7	7	—	24

RUSHING

	NO.	Yds.	Avg.	LG	TD
Winder	15	37	2.5	9	0
Elway	4	16	4.0	13	0
Willhite	1	1	1.0	1	0
Parros	1	0	0.0	0	0
Watson	1	-3	-3.0	-3	0
BRONCOS TOTAL	22	51	2.3	13	0
Opponents Total	40	169	4.2	23	2

PASSING

	Att.	Comp.	Yds	Pct.	Avg./Att.	TD
Willhite	1	1	52	1.000	52.00	0
Elway	37	19	184	.514	4.97	2
BRONCOS TOTAL	38	20	236	.526	6.21	2
Opponents Total	28	17	224	.607	8.00	1

	Pct. TD	Int.	Pct. Int.	LG	TKD/Lost	Rating
Willhite	.000	0	.000	52	0/0	118.6
Elway	.054	2	.054	21	4/37	61.1
BRONCOS TOTAL	.036	0	.000	25	2/12	97.9
Opponents Total	.053	2	.053	52	4/37	67.3

RECEIVING

	No.	Yds.	Avg.	LG	TD
Watson	11	177	16.1	52	1
Winder	4	22	5.5	8	0
Wright	2	16	8.0	9T	1
Willhite	2	12	6.0	8	0
Alexander	1	9	9.0	9	0
BRONCOS TOTAL	20	236	11.8	52	2
Opponents Total	17	224	13.2	25	1

INTERCEPTIONS

	No.	Yds.	Avg.	LG	TD
BRONCOS TOTAL	0	0	0.0	0	0
Opponents Total	2	34	17.0	28	0

PUNTING

	No.	Yds.	Avg.	TB	In 20	LG	Blk
Norman	4	169	42.3	0	1	51	—
BRONCOS TOTAL	4	169	42.3	0	1	51	0
Opponents Total	3	85	28.3	0	1	46	1

SCORING

	TDR	TDP	TDRT	PAT	FG	TP
Watson		1				6
Wright						6
Karlis				2/2	1/3	5
BRONCOS TOTAL	0	2	0	2/2	1/3	17
Opponents Total	2	1	0	3/3	1/4	24
Field Goals: (39,57,21*)						

PUNT RETURNS

	No.	FC	Yds.	Avg.	LG	TD
Willhite	2	0	17	8.5	17	0
BRONCOS TOTAL	2	0	17	8.5	17	0
Opponents Total	3	0	9	3.0	7	0

KICKOFF RETURNS

	No.	Yds.	Avg.	LG	TD
Willhite	2	56	28.0	31	0
BRONCOS TOTAL	2	56	28.0	31	0
Opponents Total	4	102	25.5	34	0

FIELD GOALS

	1-19	20-29	30-39	40-49	50+	Total
Karlis	0-0	1-1	0-1	0-0	0-1	1-3
BRONCOS TOTAL	0-0	1-1	0-1	0-0	0-1	1-3
Opponents Total	0-0	1-2	0-1	0-1	0-0	1-4

BRONCOS DEPARTMENTAL LEADERS

Category	Player	AFC Rank	AFC Leader	NFL Rank	NFL Leader
Scoring	Karlis-101	6th (Kickers)	Anderson, Pitt-117	T-12th	Wersching, SF-131
Rushing	Winder-1153	3rd	Jackson, SD-1179	11th	Dickerson, LA Rams-1808
Passing	Eway-214-380, 2598 yards, 18TD, 14 int., 76.8 rating	8th	Marino, Mia-108.9	16th	Marino, Mia-108.9
Receiving	Watson-69	T-6th	Newsome, Clev-89	T-14th	Monk, Wash-106
Punting	Watson-1170	4th	Stallworth, Pitt-1395	7th	Green, STL-1555
Interceptions	Norman-40.1	12th	Arnold, KC-44.9	T-20th	Arnold-KC-44.9
Kickoff Returns	Foley-6	T-5th	Easley, Sea-10	T-11th	Easley, Sea-10
Punt Returns	Harden-6	10th	Humphrey, NYJ-30.7	18th	Humphrey, NYJ-30.7
	Lang-21.3	3rd	Martin, Cin-15.7	5th	Martin, Cin-15.7
	Willhite-10.0				

HOW THE BRONCOS RANKED

Category	Broncos Total	AFC Rank	AFC Leader	NFL Rank	NFL Leader
Points scored	353	7th	Mia-315	11th	Mia-513
First downs	299	8th	Mia-387	16th	Mia-387
Total plays	1018	12th	SD-1154	24th	SD-1154
Total yards	4935	10th	Mia-6936	22nd	Mia-6936

BRONCO DEPTH CHART

1984 starters listed first.
Only 1984 Bronco Veterans who completed season with the team are listed.

OFFENSE

WR 86 Butch Johnson	84 Clint Sampson	
LT 70 Dave Studdard	72 Marsharne Graves	
LG 54 Keith Bishop	62 Mike Freeman	67 Glenn Hyde 63 Mark Cooper (IR)
C 64 Billy Bryan	62 Mike Freeman	
RG 60 Paul Howard	62 Mike Freeman	67 Glenn Hyde 63 Mark Cooper (IR)
RT 76 Ken Lanier	74 Winford Hood	
TE 88 Clarence Kay	87 Jim Wright	
WR 81 Steve Watson	80 Ray Alexander	
RB 23 Sammy Winder 39 Jesse Myles	47 Gerald Willhite 33 Gene Lang	24 Rick Parros 26 Chris Brewer
QB 7 John Elway	8 Gary Kubiak	
TE 87 Jim Wright	85 Don Summers	83 John Sawyer (IR)

DEFENSE

LE 79 Barney Chavous	65 Walt Bowyer	
NT 68 Rubin Carter	66 Scott Garnett	72 Rob Swanke (IR)
RE 75 Rulon Jones	61 Andre Townsend	97 Jim Joyce (IR)
LOLB 50 Jim Ryan	59 Darren Comeaux	56 Aaron Smith (IR)
LILB 55 Rick Dennison	98 Ricky Hunley	
RILB 58 Steve Busick	77 Karl Mecklenburg	
ROLB 57 Tom Jackson	52 Ken Woodard	
LCB 20 Louis Wright	45 Steve Wilson	
SS 49 Dennis Smith	48 Randy Robbins	
FS 43 Steve Foley	28 Roger Jackson 29 Wilbur Myers (IR)	22 Tony Lilly
RCB 31 Mike Harden	45 Steve Wilson	

SPECIALISTS

P 1 Chris Norman	31 Mike Harden
K 3 Rich Karlis	33 Gene Lang
PR 47 Gerald Willhite	64 Billy Bryan
KR 47 Gerald Willhite	8 Gary Kubiak
KS 54 Keith Bishop	
H 1 Chris Norman	

IR — Injured reserve at the end of the 1984 season.

DENVER BRONCOS 1985 VETERAN ROSTER

No.	Name	Pos.	Height	Weight	Birthdate	NFL Exp.	College	Birthplace	Residence	Games In '84
80	Alexander, Ray	WR	6-3	180	1/8/62	2	Florida A & M	Miami, Fla.	Aurora, Colo.	8
#54	Bishop, Keith	G/C	6-3	265	3/10/57	5	Baylor	San Diego, Calif.	Englewood, Colo.	16
65	Bowyer, Walt	DE	6-4	252	9/8/60	3	Arizona State	Pittsburgh, Pa.	Aurora, Colo.	16
26	Brewer, Chris	RB	6-1	193	1/23/62	2	Arizona	Denver, Colo.	Aurora, Colo.	13
64	Bryan, Billy	C	6-2	255	9/21/55	9	Duke	Burlington, N.C.	Englewood, Colo.	16
68	Bustick, Steve	LB	6-4	227	12/10/58	5	So. California	Los Angeles, Calif.	Aurora, Colo.	16
#68	Carler, Rubin	NT	6-0	256	12/12/52	11	Miami (Fla.)	Pompano Beach, Fla.	Aurora, Colo.	15
79	Chavous, Barney	DE	6-3	258	3/22/51	13	So. Carolina St.	Aiken, S.C.	Aurora, Colo.	15
59	Comeaux, Darren	LB	6-1	227	4/15/60	4	Arizona State	San Diego, Calif.	San Diego, Calif.	15
63	Cooper, Mark	G	6-5	267	2/14/60	3	Miami (Fla.)	Miami, Fla.	Aurora, Colo.	15
55	Dennison, Rick	LB	6-3	220	6/22/58	4	Colorado State	Kalispel, Mont.	Louisville, Colo.	16
7	Elway, John	QB	6-3	210	6/28/60	3	Stanford	Port Angeles, Wash.	Aurora, Colo.	15
43	Foley, Steve	S	6-2	190	11/11/53	10	Tulane	New Orleans, La.	New Orleans, La.	16
62	Freeman, Mike	G	6-3	256	10/13/61	2	Arizona	Mt. Holly, N.J.	Aurora, Colo.	9
66	Garnett, Scott	NT	6-2	271	12/3/62	2	Washington	Pasadena, Calif.	Pasadena, Calif.	16
72	Graves, Marsharne	T	6-3	272	7/18/62	2	Arizona	Memphis, Tenn.	San Francisco, Calif.	1
31	Harden, Mike	CB	6-1	192	2/16/58	6	Michigan	Memphis, Tenn.	Aurora, Colo.	16
74	Hood, Winford	G	6-3	262	3/29/62	2	Georgia	Atlanta, Ga.	Atlanta, Ga.	16
60	Howard, Paul	G	6-3	260	9/12/50	12	Brigham Young	San Jose, Calif.	Golden, Colo.	16
98	Hunley, Ricky	LB	6-2	238	11/11/61	2	Arizona	Petersburg, Va.	Aurora, Colo.	8
66	Hyde, Glenn	G/C	6-3	255	3/14/51	9	Pittsburgh	Boston, Mass.	Denver, Colo.	0
28	Jackson, Roger	S	6-0	186	2/28/59	4	Bethune-Cookman	Macon, Ga.	Macon, Ga.	15
57	Jackson, Tom	LB	5-11	220	4/4/51	13	Louisville	Cleveland, Ohio	Morrison, Colo.	16
86	Johnson, Butch	WR	6-1	187	5/28/54	9	Cal-Riverside	Los Angeles, Calif.	Castle Rock, Colo.	16
75	Jones, Rulon	DE	6-6	260	3/25/58	6	Utah State	Salt Lake City, Utah	Brighton, Colo.	16
3	Karlis, Rich	K	6-0	180	5/23/59	4	Cincinnati	Salem, Ohio	Aurora, Colo.	16
88	Kay, Clarence	TE	6-2	237	7/30/61	2	Georgia	Seneca, S.C.	Seneca, S.C.	16
8	Kubiak, Gary	QB	6-0	192	8/15/61	3	Texas A & M	Houston, Tex.	Plantersville, Tex.	7
33	Lang, Gene	RB	5-10	196	3/15/62	2	Louisiana State	Pass Christian, Miss.	Pass Christian, Miss.	16
76	Lanier, Ken	T	6-3	269	7/8/59	5	Florida State	Columbus, Ohio	Aurora, Colo.	16
22	Lilly, Tony	S	6-0	199	2/16/62	2	Florida	Alexandria, Va.	Aurora, Colo.	13
77	Mecklenburg, Karl	DE/LB	6-3	250	9/1/60	3	Minnesota	Edina, Minn.	Westminster, Colo.	16
29	Myers, Wilbur	S	5-11	195	8/17/61	2	Delta State	Bassfield, Miss.	Bassfield, Miss.	0
39	Myles, Jesse	RB	5-10	210	9/28/60	3	LSU	New Orleans, La.	Aurora, Colo.	6
1	Norman, Chris	P	6-2	198	5/25/62	2	South Carolina	Albany, Ga.	Putney, Ga.	16
24	Parras, Rick	RB	5-11	200	6/14/58	5	Utah State	Brooklyn, N.Y.	Aurora, Colo.	15
48	Robbins, Randy	CB	6-2	189	9/14/62	2	Arizona	Casa Grande, Ariz.	Casa Grande, Ariz.	16
50	Ryan, Jim	LB	6-1	218	5/18/57	7	William and Mary	Bellmawr, N.J.	Englewood, Colo.	16
84	Sampson, Clint	WR	5-11	183	1/4/61	3	San Diego State	Los Angeles, Calif.	Los Angeles, Calif.	12
83	Sawyer, John	TE	6-2	230	7/26/53	10	So. Mississippi	Baker, La.	Ethel, La.	10
56	Smith, Aaron	LB	6-2	225	8/10/62	2	Utah State	Los Angeles, Calif.	Aurora, Colo.	10
49	Smith, Dennis	S	6-3	200	2/3/59	5	So. California	Santa Monica, Calif.	Aurora, Colo.	15
70	Studdard, Dave	T	6-4	260	11/22/55	7	Texas	San Antonio, Tex.	Littleton, Colo.	16
85	Summers, Don	TE	6-4	226	2/2/61	2	Boise State	Grants Pass, Ore.	Boise, Idaho	16
61	Townsend, Andre	DE/NT	6-3	265	10/8/62	2	Mississippi	Chicago, Ill.	University, Miss.	16
81	Watson, Steve	WR	6-4	195	5/28/57	7	Temple	Baltimore, Md.	Aurora, Colo.	16
47	Willhite, Gerald	RB	5-10	200	5/30/59	4	San Jose State	Sacramento, Calif.	Rancho Cordova, Calif.	16
45	Wilson, Steve	CB	5-10	195	8/25/57	7	Howard	Los Angeles, Calif.	Richardson, Tex.	15
23	Winder, Sammy	RB	5-11	203	7/15/59	4	So. Mississippi	Madison, Miss.	Aurora, Colo.	16
52	Woodard, Ken	LB	6-1	218	1/22/60	4	Tuskegee Inst.	Detroit, Mich.	Westminster, Colo.	16
87	Wright, Jim	TE	6-3	240	9/1/56	8	Texas Christian	Fort Hood, Tex.	Houston, Tex.	16
20	Wright, Louis	CB	6-3	200	1/31/53	11	San Jose State	Gilmer, Tex.	Aurora, Colo.	16

#—Free agent — February 1, 1985.

GAME-BY-GAME REVIEW

DENVER 20, CINCINNATI 17

DENVER, CO., Sept. 2—Denver opened the 1984 campaign with a 20-17 win over the Cincinnati Bengals. The Broncos received fine performances from quarterbacks John Elway and Gary Kubiak, as well as running back Sammy Winder. With Denver trailing 3-0 in the second quarter, Elway drove the team 75 yards in 10 plays to their first score—a 25-yard pass to Butch Johnson. The extra point attempt failed, giving the Broncos a 6-3 lead. On Cincinnati's next drive, cornerback Steve Wilson intercepted a Ken Anderson pass and returned it to the Denver 45. On the next play, Elway hit Steve Watson on a 40-yard bomb, and two plays later, Denver scored on a one-yard run by rookie Gene Lahg. The Bengals forced Elway out of the game when he injured a shoulder on a Ross Browner sack, two plays into the third quarter. Cincinnati scored on its first possession of the second half on a James Brooks one-yard TD run. The Bengals took a 17-13 lead early in the fourth quarter on another one-yard TD run, this one by Larry Kinnebrew. The Broncos then set out on a 13-play, 75-yard drive behind Kubiak, who threw an eight-yard pass to Clarence Kay for the winning score with 9:34 remaining in the game. Cincinnati's next two drives ended with a fumble and a Karl Mecklenburg sack of Anderson on fourth down and ten, which preserved the win for Denver.

Cincinnati	0	3	7	7	—	17
Denver	0	13	0	7	—	20

Cin—Breech 46 FG (14-32)
 Den—Johnson 25 pass from Elway (kick failed) (10-75)
 Den—Lang 1 run (Karlis kick) (3-45)
 Cin—Brooks 1 run (Breech kick) (10-60)
 Cin—Kinnebrew 1 run (Breech kick) (13-74)
 Den—Kay 8 pass from Kubiak (Karlis kick) (13-75)
 Attendance—74,178

Team Statistics	Cin	Den
First Downs	29	19
Rushes-yards	38-111	30-121
Passing yards	322	202
Sacks by-yards	1-14	4-35
Return yards	15	39
Passes	26-50-1	18-29-1
Punts	3-51-3	5-42-6
Fumbles-lost	2-1	1-1
Penalties-yards	2-14	8-55
Time of Possession	35:35	24:25

INDIVIDUAL STATISTICS

Cincinnati

RUSHING—Brooks 17-45, Alexander 10-29, Kinnebrew 8-12, Anderson 1-9, Jennings 2-16. **PASSING**—Anderson 25-49-1, 323 yards, McNally 1-1-0, 34 yards. **RECEIVING**—Alexander 4-35, Harris 4-62, Collinsworth 10-141, Kinnebrew 1-4, Brooks 3-15, Holman 1-27, Jennings 1-34, Verser 2-39.

Denver

RUSHING—Winder 17-94, Elway 3-13, Myles 1-2, Willhite 3-8, Lang 3-18, Kubiak 4-14. **PASSING**—Elway 8-13-1, 127 yards, Kubiak 10-16-0, 79 yards. **RECEIVING**—Sampson 3-34, Sawyer 3-15, Winder 4-38, Myles 1-10, Johnson 4-56, Watson 1-40, Lang 1-5, Kay 1-8.

CHICAGO 27, DENVER 0

CHICAGO, IL., Sept. 9—For the third time in four years, the Broncos were trounced by Chicago, the first time the Denver club had been shutout since 1978. The Broncos were without quarterback John Elway, who was nursing a shoulder injury, so Gary Kubiak got the starting nod. Chicago bolted out to a 17-0 lead early in the second quarter on a 61-yard pass from Jim McMahon to Willie Gault, a 72-yard run by Walter Payton, and a 38-yard Bob Thomas field goal. Chicago put an end to Denver's chances when Tyrone Keys sacked Gary Kubiak, knocking him out. Elway came in for just six plays, and rookie Scott Stankavage was called in to service, completing only 4 of 18 passes for the game. Chicago stretched the lead to 27-0 before halftime on a second Thomas field goal and a 4-yard touchdown run by Matt Suhey. For the game, Chicago gained 406 yards to Denver's 130. Walter Payton led all rushers with 179 yards, and the Bears amassed 302 yards on the ground.

Denver	0	0	0	0	—	0
Chicago	10	17	0	0	—	27

Chi—Thomas 38 FG (7-24)
 Chi—Gault 61 pass from McMahon (Thomas kick) (2-67)
 Chi—Payton 72 run (Thomas kick) (3-80)
 Chi—Thomas 26 FG (13-55)
 Chi—Suhey 4 run (Thomas kick) (5-27)
 Attendance—54,335

Team Statistics	Den	Chi
First Downs	8	15
Rushes-yards	22-53	50-302
Passing yards	77	104
Sacks by-yards	1-8	3-32
Return yards	27	107
Passes	9-27-2	10-17-1
Punts	9-39-0	5-39-6
Fumbles-lost	5-2	2-2
Penalties-yards	3-17	9-65
Time of Possession	23:54	36:06

INDIVIDUAL STATISTICS

Denver

RUSHING—Winder 7-16, Willhite 12-32, Lang 1-6, Elway 1-0, Parros 1-(-1). **PASSING**—Kubiak 3-6-1, 40 yards, Elway 2-3-0, 11 yards, Stankavage 4-18-1, 58 yards. **RECEIVING**—Sawyer 1-17, Johnson 1-16, Watson 2-21, Lang 1-4, Sampson 1-7, Willhite 1-14, Summers 2-30.

Chicago

RUSHING—Suhey 12-59, Payton 20-179, McMahon 2-8, Gentry 3-8, Thomas 4-21, Hutchison 7-25, Jordan 2-2. **PASSING**—McMahon 5-8-0, 93 yards, Avellini 5-9-1, 19 yards. **RECEIVING**—McKinnon 1-17, Payton 2-7, Gault 1-61, Suhey 2-9, Moorehead 1-6, Baschnagel 2-(-1), Gentry 1-13.

DENVER 24, CLEVELAND 14

CLEVELAND, OH., Sept. 16—Rookie cornerback Randy Robbins returned an interception 62 yards for a touchdown with 37 seconds left in the game to insure the Denver victory. In the early stages of the nationally televised Sunday night game, neither offense moved the ball with much authority. Cleveland scored on two short runs by Mike Pruitt, bringing the score to 14-0 midway through the second quarter. Before halftime, however, Denver scored 17 points to take the lead. John Elway threw a 23-yard scoring toss to Clint Sampson, and later, an 18-yard TD pass to Butch Johnson. Rich Karlis added a 25-yard field goal before the end of the first half to take the lead for the Broncos. Denver's defense intercepted three passes and recovered one fumble during the game. The Broncos victory was the seventh straight over the Browns in regular season play.

Denver	0	17	0	7	—	24
Cleveland	7	7	0	0	—	14

Clev—Pruitt 1 run (Bahr kick) (11-69)
 Clev—Pruitt 2 run (Karlis kick) (12-64)
 Den—Sampson 23 pass from Elway (Karlis kick) (6-49)
 Den—Johnson 18 pass from Elway (Karlis kick) (8-83)
 Den—Karlis 25 FG (4-4)
 Den—Robbins 62 interception return (Karlis kick)
 Attendance—61,980

Team Statistics

	Den	Clev
First downs	18	21
Rushes-yards	27-133	29-79
Passing yards	164	231
Sacks by-yards	7-51	1-6
Return yards	119	9
Passes	15-35-1	22-42-3
Punts	8-36-4	6-42-8
Fumbles-lost	2-1	2-1
Penalties-yards	10-78	8-62
Time of Possession	23:29	36:31

INDIVIDUAL STATISTICS

Denver

RUSHING—Winder 17-76, Elway 6-42, Lang 1-6, Parros 1-1, Willhite 2-8. **PASSING**—Elway 15-35-1, 170 yards. **RECEIVING**—Kay 2-7, Winder 7-56, Sampson 1-23, Johnson 4-64, Watson 1-20.

Cleveland

RUSHING—Pruitt 24-67, Green 3-9, McDonald 2-3. **PASSING**—McDonald 22-42-3, 282 yards. **RECEIVING**—Brennan 7-84, Harris 5-104, White 1-1, Holt 5-59, Green 1-4, Newsome 2-12, Feacher 1-18.

DENVER 21, KANSAS CITY 0

DENVER, CO., Sept. 23—The Broncos returned home after two weeks on the road, and the hometown crowd was treated to the first-ever Denver shutout of Kansas City, 21-0. Sammy Winder had a big day for the Broncos, rushing for 139 yards. On Denver's first scoring drive, midway through the second quarter, Winder ran the ball on five of the drive's seven plays, eventually scoring on a six-yard run. After the next Chief drive stalled, the Broncos drove to another score with Rick Parros scoring from three yards out. Despite a Kansas City aerial attack that saw receiver Henry Marshall gain 148 yards on eight catches, Denver's "bend-but-don't-break" defense kept the Chiefs from scoring. The defense, however, put points on the board after Mike Harden picked off a Todd Blackledge pass and carried it 45 yards for a score—the second week in a row in which the Broncos returned an interception for a TD. For the game, Denver gained 210 yards on the ground to Kansas City's 50.

Kansas City	0	0	0	0	—	0
Denver	0	14	7	0	—	21

Den — Winder 6 run (Karlis kick) (7-80)
 Den — Parros 3 run (Karlis kick) (7-80)
 Den — Harden 45 interception return
 (Karlis kick)
 Attendance—74,263

Team Statistics	KC	Den
First Downs	16	21
Rushes-yards	16-50	36-210
Passing yards	287	157
Sacks by-yards	4-15	1-8
Return yards	57	67
Passes	23-48-2	17-29-2
Punts	9-45-9	7-44-7
Fumbles-lost	2-0	0-0
Penalties-yards	7-46	4-22
Time of Possession	27:38	32:22

INDIVIDUAL STATISTICS

Kansas City

RUSHING—Brown 10-36, Blackledge 2-5, Heard 3-2, Lacy 1-7. **PASSING**—Blackledge 23-48-2, 295 yards. **RECEIVING**—Scott 5-48, Brown 6-46, Carson 3-46, Marshall 8-148, Heard 1-7.

Denver

RUSHING—Winder 31-139, Willhite 4-68, Parros 1-3. **PASSING**—Elway 17-29-2, 172 yards. **RECEIVING**—Watson 7-93, Winder 3-14 Logan 1-3, Sawyer 6-62.

DENVER 16, LOS ANGELES RAIDERS 13

DENVER, CO., Sept. 30—In one of the most physical games of the 1984 NFL season, the Broncos attacked the world-champion Raiders on the ground and through the air, winning their third straight game and nabbing a tie for first place in the AFC West. Denver's offense set the tone early in the first half, with John Elway challenging the heralded Raider cornerbacks and Sammy Winder chewing up big yardage on the ground. The Broncos struck first on a 27-yard Rich Karlis field goal early in the second period. The Raiders then mounted an 80-yard drive, culminating with a 19-yard scoring toss from Jim Plunkett to Todd Christensen. Just before halftime Denver pulled within 7-6 on another Karlis field goal, and then went ahead early in the third quarter when the barefoot kicker connected on a 19-yarder. The Raiders took the lead, 10-9, on a Chris Bahr field goal, but Denver's running game got hot. Rick Parros and Gerald Willhite, whose four-yard scoring run late in the third quarter proved to be the game winner, ran through gaping holes created by the offensive line's successful trap blocking. The Raiders added a field goal early in the fourth period, but their penchant for valiant comebacks was halted by a Denver defense that allowed only 12 first downs for the game. The Broncos' running game netted 233 yards, and defensively, Mike Harden added two interceptions on the day.

Los Angeles	0	7	3	3	—	13
Denver	0	6	10	0	—	16

Den—Karlis 27 FG (10-46)
 LA—Christensen 19 pass from Plunkett
 (Bahr kick) (8-80)
 Den—Karlis 32 FG (12-67)
 Den—Karlis 19 FG (4-26)
 LA—Bahr 27 FG (9-70)
 Den—Willhite 4 run (Karlis kick) (11-82)
 LA—Bahr 50 FG (7-47)
 Attendance—74,833

Team Statistics	LA	Den
First downs	12	26
Rushes-yards	19-70	48-233
Passing yards	211	119
Sacks by-yards	3-20	2-9
Return yards	26	57
Passes	15-32-2	14-26-1
Punts	6-46-2	6-45-5
Fumbles-lost	1-0	0-0
Penalties-yards	7-45	1-9
Time of Possession	24:43	35:17

INDIVIDUAL STATISTICS

Los Angeles

RUSHING—Allen 13-66, King 0-(-1) *lateral, Plunkett 3-(-4), Hawkins 3-9. **PASSING**—Plunkett 15-32-2, 220 yards. **RECEIVING**—King 2-14, Christensen 5-76, Allen 4-44, Branch 3-38, Barnwell 1-48.

Denver

RUSHING—Winder 16-91, Elway 5-13, Willhite 21-82, Parros 7-45. **PASSING**—Elway 14-26-1, 139 yards. **RECEIVING**—Johnson 3-38, Watson 6-79, Sawyer 3-15, Winder 1-6, Parros 1-1.

DENVER 28, DETROIT 7

PONTIAC, MI., Oct. 7—Denver's ball-hungry defense had a feast against the Lions, netting seven interceptions, three fumble recoveries and two touchdowns in the Broncos 28-7 victory over Detroit. Denver's offense was the story early on, taking the ball 69 yards on its first possession and scoring on a one-yard plunge by Sammy Winder. Two plays into the Lions' next drive, Billy Sims fumbled into the air and Rulon Jones caught the loose ball and rambled five yards for his first career TD. Detroit came within seven points at the beginning of the second quarter when quarterback Gary Danielson bootlegged around the left side for a two-yard touchdown. With only :34 remaining in the half, John Elway hit Steve Watson for a 42-yard touchdown to make the score 21-7. Watson led all receivers on the day with seven catches for 111 yards. Detroit turned the ball over five times in the second half. Ken Woodard scored on a 27-yard interception return, and on the last play of the game, Karl Mecklenburg picked off a pass and lumbered 63 yards before being brought down.

Denver	14	7	0	7	—	28
Detroit	0	7	0	0	—	7

Den—Winder 1 run (Karlis kick) (11-69)
 Den—Jones 5 fumble return (Karlis kick)
 Det—Danielson 2 run (Murray kick) (12-78)
 Den—Watson 42 pass from Elway (Karlis kick)
 (2-58)
 Den—Woodard 27 interception return
 (Karlis kick)
 Attendance—55,836

Team Statistics	Den	Det
First downs	19	20
Rushes-yards	32-108	23-92
Passing yards	179	256
Sacks by-yards	6-59	3-31
Return yards	111	0
Passes	16-22-1	23-50-7
Punts	5-36-0	2-43-5
Fumbles-lost	3-2	4-3
Penalties-yards	7-104	9-67
Time of Possession	27:50	32:10

INDIVIDUAL STATISTICS

Denver

RUSHING—Willhite 15-81, Winder 7-17, Elway 4-8, Parros 3-3, Brewer 3-(-1). **PASSING**—Elway 16-22-1, 210 yards. **RECEIVING**—Watson 7-111, Winder 2-24, Sampson 1-25, Willhite 1-13, Johnson 1-13, Kay 1-11, Parros 1-9, J. Wright 1-8, Studdard 1-(-4).

Detroit

RUSHING—Sims 15-51, Jones 4-28, Danielson 3-9, Thompson 1-4. **PASSING**—Danielson 17-29-4, 244 yards, Machrek 6-21-3, 71 yards. **RECEIVING**—Sims 9-80, Thompson 4-67, Nichols 4-62, Chadwick 2-20, Jones 2-13, Lewis 1-58, Jenkins 1-15.

DENVER 17, GREEN BAY 14

DENVER, CO., Oct. 15—Before a national television audience the Broncos beat the Packers in a Monday night blizzard, pushing Denver's record to 6-1. With only 37 seconds gone in the game, the Broncos led 14-0 after Green Bay fumbled on its first two plays and Steve Foley (22 yards) and Louis Wright (27 yards) scooped up the loose balls and returned them for touchdowns. Denver added a field goal early in the second period, which proved to be enough to win. Despite the terrible playing conditions, Green Bay quarterback Lynn Dickey and his ace receiver James Lofton performed superbly. Dickey threw for 371 yards and Lofton ended up with 11 catches for 206 yards. The Packers scored in the second half on a five-yard run by Gerry Ellis and a 54-yard Dickey to Lofton pass, but it wasn't enough to overcome the team's initial turnovers.

Green Bay	0	0	7	7	—	14
Denver	14	3	0	0	—	17

Den—Foley 22 fumble return (Karlis kick)
 Den—L. Wright 27 fumble return (Karlis kick)
 Den—Karlis 30 FG
 GB—Ellis 5 run (Garcia kick) (4-14)
 GB—Lofton 54 pass from Dickey (Garcia kick)
 (1-54)
 Attendance—62,546

Team Statistics	GB	Den
First Downs	25	10
Rushes-yards	26-74	31-92
Passing yards	349	101
Sacks by-yards	0-0	3-22
Return yards	29	20
Passes	27-39-1	11-20-1
Punts	3-32.3	8-38.0
Fumbles-lost	7-4	2-0
Penalties-yards	6-40	10-80
Time of Possession	33:36	26:24

INDIVIDUAL STATISTICS

Green Bay

RUSHING—Ellis 9-27, Clark 11-37, Huckleby 4-9, Dickey 2-1. **PASSING**—Dickey 27-37-1, 371 yards, Ellis 0-1-0, Wright 0-1-0. **RECEIVING**—Coffman 5-49, Huckleby 1-12, Jefferson 3-33, Lofton 11-206, Ellis 4-42, Clark 3-29.

Denver

RUSHING—Winder 29-86, Parros 1-6, Elway 1-0. **PASSING**—Elway 11-20-1, 101 yards. **RECEIVING**—Watson 4-42, Willhite 3-31, Winder 3-17, Kay 1-11.

DENVER 37, BUFFALO 7

BUFFALO, N.Y., Oct. 21—Denver stretched its record to 7-1 with a 37-7 victory over the Buffalo Bills. The Broncos added to their early 3-0 lead in the second quarter, scoring 20 points on two Rich Karlis field goals and two John Elway touchdown passes—a three-yard toss to Clarence Kay and a 52-yard bomb to Steve Watson. Elway injured his shoulder late in the first half, which brought reserve quarterback Gary Kubiak into the game. Kubiak ran for a TD in the third quarter and in the fourth threw a 14-yard scoring pass to Sammy Winder to close out Denver's scoring. Buffalo added its only score of the day late in the game on a 70-yard Matt Kofler to Mitchell Brookins pass. The Bronco defense had another excellent game, intercepting four passes and holding the Bills to only 10 first downs. Denver's victory was marred by an injury to wide receiver Clint Sampson. Sampson was knocked out after taking a tremendous blow to the head, but he escaped with only loosened teeth and a few cuts.

Denver	3	20	7	7	—	37
Buffalo	0	0	0	7	—	7

Team Statistics

	Den	Buff
First downs	24	10
Rushes-yards	27-107	19-71
Passing yards	231	155
Sacks by-yards	6-54	4-31
Return yards	77	37
Passes	21-40-0	17-32-4
Punts	8-37-1	9-44-8
Fumbles-lost	3-0	1-1
Penalties-yards	2-15	10-95
Time of Possession	33:03	26:57

Den—Karlis 45 FG (7-19)
Den—Kay 3 pass from Elway (Karlis kick) (6-35)
Den—Watson 52 pass from Elway (Karlis kick) (2-61)
Den—Karlis 45 FG (6-53)
Den—Karlis 40 FG (2-0)
Den—Kubiak 3 run (Karlis kick) (8-80)
Den—Winder 14 pass from Kubiak (Karlis kick) (2-24)
Buff—Brookins 70 pass from Kofler (Danelo kick) (1-70)

Attendance—31,204

INDIVIDUAL STATISTICS

Denver

RUSHING—Winder 15-65, Elway 1-0, Kubiak 4-19, Willhite 1-4, Parros 6-19. **PASSING**—Elway 12-23-0, 148 yards, Kubiak 8-16-0, 97 yards, Willhite 1-1-0, 20 yards. **RECEIVING**—Johnson 4-47, Winder 4-32, Watson 5-89, Kay 3-29, Willhite 1-4, J. Wright 3-41, Kubiak 1-20.

Buffalo

RUSHING—Neal 4-16, Bell 9-28, Williams 1-5, Ferguson 1-1, Franklin 1-7, Kofler 3-28. **PASSING**—Ferguson 9-19-2, 77 yards, Kofler 8-13-2, 132 yards. **RECEIVING**—Franklin 5-64, Barnett 2-9, Bell 7-54, Dennard 1-4, Neal, 1-8, Brookins 1-70.

DENVER 22, LOS ANGELES RAIDERS 19 (OT)

LOS ANGELES, CA., Oct. 28—Rich Karlis booted a 38-yard field goal with no time remaining in overtime as the Broncos won a nationally televised thriller, 22-19. The victory, played before a crowd of 91,020, was Denver's seventh straight. The Raiders pulled ahead early when Rod Martin sacked Gary Kubiak in the end zone on Denver's first possession. Los Angeles closed out the first quarter leading 9-0 on a 36-yard pass from Marc Wilson to Marcus Allen. In the second period, the Raiders added a field goal to make it 12-0 before the Broncos got their first break. Greg Pruitt muffed a punt, and the Broncos Gerald Willhite recovered on the LA 16-yard line. Rich Karlis kicked a 41-yard field goal to put Denver on the board. Raider running back Marcus Allen fumbled the ball on the Raiders next play, and Denver recovered. With only :28 on the clock, Karlis kicked his second field goal of the period, making the score 12-6 in favor of Los Angeles. In the third quarter, the Raiders pulled farther ahead with Allen taking it in from a yard out to make the score 19-6. Early in the fourth quarter, Denver struck back with a three-yard TD pass from Kubiak to Clarence Kay. With only 2:15 remaining in regulation, and Los Angeles driving toward another score, Allen fumbled at the Denver 16-yard line, and the Broncos recovery set off a frantic drive. Gary Kubiak passed

nine straight times to bring the ball to the LA 29. On the tenth play of the drive, Kubiak dropped back to pass, and then took off with the ball on a 17-yard run, giving the Broncos a first down on the Raider's 12. Kubiak hit Watson in the end zone on the next play, sending the game into overtime. The Raiders wasted no time in positioning themselves for a quick overtime victory. With less than two minutes gone in the period, Los Angeles had the ball at the Denver 11. Raider coach Tom Flores decided to run the ball to the left in an effort to gain better field position, but Frank Hawkins had the ball stripped by linebacker Steve Busick, and Denver's Steve Foley recovered. Later in the period, Denver had a chance to win the game but Rich Karlis's 42-yard field goal attempt sailed wide right. With less than 20 seconds remaining, LA quarterback Wilson was intercepted by Roger Jackson, who returned it to the LA 22. Two plays later, Karlis kicked the game winning field goal. Denver's Sammy Winder set a new Bronco single game attempts record during the game, rushing 34 times for 126 yards. Denver's defense again grabbed more than its share of turnovers, with three interceptions and four fumble recoveries.

Denver	0	6	0	13	3	—	22
Los Angeles	9	3	7	0	0	—	19

LA — Safety Martin tackled Kubiak end zone

LA — Allen 36 pass from Wilson (Bahr kick) (6-75)

LA — Bahr 44 FG (12-37)

Den — Karlis 41 FG (4- -8)

Den — Karlis 24 FG (7-24)

LA — Allen 1 run (Bahr kick) (13-68)

Den — Kay 3 pass from Kubiak (pass failed) (14-62)

Den — Watson 12 pass from Kubiak (Karlis kick) (11-84)

Den — Karlis 35 FG (2-4)

Attendance — 91,020

Team Statistics

	Den	LA
First Downs	24	20
Rushes-yards	46-182	38-122
Passing yards	178	234
Sacks by-yards	3-18	4-28
Return yards	83	32
Passes	21-34-0	19-36-3
Punts	6-41-0	4-42-5
Fumbles-lost	4-3	7-4
Penalties-yards	7-48	5-55
Time of Possession	37:39	37:21

INDIVIDUAL STATISTICS

Denver

RUSHING—Winder 34-126, Willhite 10-34, Kubiak 2-22. **PASSING**—Kubiak 21-34-0, 206 yards. **RECEIVING**—Watson 5-82, Johnson 5-49, Winder 5-29, Willhite 2-24, Sawyer 2-18, Kay 1-4, J. Wright 1-0.

Los Angeles

RUSHING—Allen 16-70, Hawkins 10-26, King 8-20, Humm 1-9, Wilson 3- -3. **PASSING**—Wilson 19-36-3, 252 yards. **RECEIVING**—Allen 6-63, Barnwell 4-77, Christensen 4-55, Williams 4-53, Pruitt 1-4.

DENVER 26, NEW ENGLAND 19

DENVER, CO., Nov. 4—Denver safety Dennis Smith recovered a Mosi Tatupu fumble and raced 64 yards for a touchdown to give the Broncos a last-minute 26-19 victory over the Patriots. New England, which led for most of the game, scored first on two Tony Franklin field goals. Denver found the going tough on the ground, so John Elway's arm came to the rescue. Midway through the second quarter, Elway engineered Denver's first scoring drive, covering 84 yards in nine plays and ending with a 35-yard touchdown pass to Steve Watson, but the extra point attempt failed, making the score 6-6. Watson finished the day with eight receptions for 134 yards. New England's second-year quarterback Tony Eason fired a 15-yard TD pass to Clarence Weathers to put the Patriots back on top by 13-6 early in the third period. With the quarter coming to a close, Elway hit Butch Johnson for a 17-yard touchdown, but Denver was left a point behind when another extra point attempt failed. New England continued to move the ball in the fourth quarter, adding two more field goals to make it 19-12. Elway was not finished, however. He directed an eight-play, 78-yard drive that led to the tying score—a five-yard toss to Butch Johnson. Johnson had his best day as a pro, catching nine passes for 156 yards and two touchdowns. The Patriots moved to the Denver 37 on their next drive, but saw the game slip from their hands when Tatupu fumbled. Denver made all 18 of its first downs through the air in the game as Elway was 26 of 40 for 315 yards and 3 touchdowns. The Broncos managed only 28 yards rushing compared to the Patriot's 195.

New England	3	3	7	6	—	19
Denver	0	6	6	14	—	22

NE—Franklin 30 FG (8-30)
 NE—Franklin 30 FG (4-8)
 Den—Watson 35 pass from Elway (kick failed) (9-84)
 NE—Weathers 15 pass from Eason (Franklin kick) (4-64)
 Den—Johnson 17 pass from Elway (kick failed) (4-82)
 NE—Franklin 47 FG (8-31)
 NE—Franklin 19 FG (10-64)
 Den—Johnson 5 pass from Elway (Karlis kick) (8-78)
 Den—Smith 64 fumble return (Karlis kick)
 Attendance—74,908

Team Statistics	NE	Den
First Downs	25	18
Rushes-yards	36-195	18-28
Passing yards	298	291
Sacks by-yards	4-24	3-24
Return yards	35	20
Passes	21-38-1	26-40-1
Punts	4-43.0	7-44.7
Fumbles-lost	2-2	2-0
Penalties-yards	4-35	4-48
Time of Possession	31:25	28:35

INDIVIDUAL STATISTICS

New England

RUSHING—James 20-120, Collins 6-20, Eason 2-18, Tatupu 8-37. **PASSING**—Eason 21-38-1, 313 yards. **RECEIVING**—Ramsey 2-42, Morgan 8-122, Jones 2-24, James 3-15, Weathers 2-26, Dawson 1-14, Hawthorne 2-45, Starring 1-25.

Denver

RUSHING—Elway 4-3, Winder 14-25. **PASSING**—Elway 26-40-1, 315 yards. **RECEIVING**—Watson 8-134, Johnson 9-156, Winder 5-7, Sawyer 2-(-5), Summers 1-2, Kay 1-21.

DENVER 16, SAN DIEGO 13

SAN DIEGO, CA., Nov. 11—For the third week in a row the Broncos pulled out a victory in the game's final minute, beating San Diego 16-13. Denver's first drive resulted in three points as Rich Karlis nailed a 44-yard attempt. The Chargers took the lead midway through the quarter on a 25-yard pass from Dan Fouts to Charlie Joiner. Both teams traded field goals in the second quarter and at halftime, the Chargers led 10-6. Denver took off on a 13-play drive at the beginning of the second half, but it stalled at the Charger 16, and Karlis's field goal attempt was wide right. Neither team threatened until the opening of the fourth quarter, when San Diego's Rolf Benirschke kicked a field goal to put the Chargers up 13-6. Denver's next drive netted three more points to close the gap to 13-9. The Broncos got the ball back with only 3:13 left on the clock and they drove 77 yards in 10 plays, mainly on the strength of John Elway's arm. With only 38 seconds left in the game, Sammy Winder scored from a yard out to give Denver the lead. The Chargers staged a desperate comeback drive, but Benirschke's 46-yard attempt was wide left, giving the Broncos their ninth straight win.

Denver	3	3	0	10	—	16
San Diego	7	3	0	3	—	13

Den—Karlis 44 FG (9-30)
 SD—Joiner 25 pass from Fouts (Benirschke kick) (6-73)
 Den—Karlis 45 FG (4-11)
 SD—Benirschke 49 FG (15-61)
 SD—Benirschke 43 FG (12-52)
 Den—Karlis 37 FG (12-54)
 Den—Winder 1 run (Karlis kick) (10-77)
 Attendance—55,162

Team Statistics	Den	SD
First downs	17	20
Rushes-yards	28-62	25-112
Passing yards	177	254
Sacks by-yards	1-7	3-11
Return yards	31	0
Passes	19-35-0	22-38-0
Punts	4-35.0	5-36.0
Fumbles-lost	2-0	3-1
Penalties-yards	5-33	13-112
Time of Possession	30:08	29:52

INDIVIDUAL STATISTICS

Denver

RUSHING—Winder 22-37, Elway 6-25. **PASSING**—Elway 19-35-0, 188 yards. **RECEIVING**—Kay 2-9, Johnson 3-38, Winder 2-15, Watson 5-49, J. Wright 2-21, Alexander 3-46, Willhite 2-10.

San Diego

RUSHING—McGee 5-18, Jackson 14-69, James 4-16, Morris 2-9. **PASSING**—Fouts 23-38-0, 261 yards. **RECEIVING**—Egloff 3-27, Jackson 2-26, Joiner 6-85, Duckworth 1-17, James 3-20, Bendross 1-9, Chandler 3-60, Gissinger 1-3, Holohan 1-9, Morris 1-5.

DENVER 42, MINNESOTA 21

DENVER, CO., Nov. 18—John Elway tied a club record, throwing five touchdown passes in Denver's 42-21 victory over the Vikings—the team's 10th straight win. Minnesota fumbled on the first play from scrimmage, and Denver's Rubin Carter recovered. The Broncos drove 60 yards in nine plays, with Gerald Willhite scoring on a 13-yard run. Later in the first quarter after a Jim Ryan interception, Elway threw his first TD pass of the day—an eight-yard toss to Sammy Winder. He added a 26-yarder to Steve Watson, and at the end of the first period, the Broncos led 21-0. The Vikings scored early in the second period, but before halftime, Elway had thrown TD passes to Butch Johnson (19 yards) and Ray Alexander (12), giving Denver a 35-7 lead at the break. The third period opened with another long Denver drive, and Elway passed for his fifth TD of the day, hitting Steve Watson from 13 yards out. Minnesota scored two touchdowns late in the game, but they were not enough to offset Elway's success. For the day Elway completed 16 of 19 passes for 218 yards, five touchdowns, and no interceptions. Denver's defense intercepted three Minnesota passes.

Minnesota	0	7	0	14	—	21
Denver	21	14	7	0	—	42

Team Statistics	Minn	Den
First downs	19	22
Rushes-yards	21-67	36-206
Passing yards	247	229
Sacks by-yards	1-9	5-27
Return yards	17	32
Passes	23-41-3	18-23-0
Punts	4-38.0	5-39.0
Fumbles-lost	3-2	3-2
Penalties-yards	1-5	4-42
Time of Possession	28:22	31:38
Den—Willhite 13 run (Karlis kick) (9-60)		
Den—Winder 8 pass from Elway (Karlis kick) (2-35)		
Den—Watson 26 pass from Elway (Karlis kick) (6-74)		
Minn—Brown 21 pass from Kramer (Stenerud kick) (5-65)		
Den—Johnson 19 pass from Elway (Karlis kick) (3-32)		
Den—Alexander 12 pass from Elway (Karlis kick) (6-80)		
Den—Watson 13 pass from Elway (Karlis kick) (11-81)		
Minn—Brown 1 run (Stenerud kick) (9-51)		
Minn—Rice 15 lateral pass from Wilson-Senser (Stenerud kick) (5-31)		
Attendance—74,716		

INDIVIDUAL STATISTICS

Minnesota

RUSHING—Kramer 1-0, Anderson 7-11, Brown 7-24, Nelson 6-32. **PASSING**—Kramer 11-19-2, 122 yards, Anderson 1-2-0, 32 yards, Wilson 11-20-1, 120 yards. **RECEIVING**—Anderson 2-15, Brown 6-68, Lewis 3-64, Collins 4-33, Jordan 3-35, Jones 1-22, Senser 3-24, Rice 0-24-lateral, Nelson 1-4.

Denver

RUSHING—Elway 1-0, Winder 12-75, Willhite 3-22, Parros 7-65, Lang 2-10, Myles 4-5, Brewer 7-29. **PASSING**—Elway 16-19-0, 218 yards, Kubiak 2-3-0, 20 yards, Willhite 0-1-0. **RECEIVING**—Johnson 3-47, Winder 3-8, Watson 5-123, Parros 1-4, Kay 1-11, J. Wright 1-5, Willhite 1-8, Brewer 2-20, Alexander 1-12.

SEATTLE 27, DENVER 24

DENVER, CO., Nov. 25—The Broncos lost to the Seahawks after Rich Karlis's field goal attempt, which would have sent the game into overtime, hit the right upright. The loss snapped Denver's 10-game winning streak and deadlocked Seattle and Denver atop the AFC Western division. Seattle quarterback Dave Krieg completed 30 of 44 passes for 406 yards and three touchdowns in the game. The first TD came on the game's opening play, when Krieg hit rookie Daryle Turner for an 80-yard touchdown. After a Denver field goal made it 7-3, Seattle embarked on a 14-play drive which resulted in a 33-yard Norm Johnson field goal. After a second attempt by Johnson failed, the Broncos needed just five plays to cover 80 yards, and John Elway threw a 19-yard touchdown pass to Butch Johnson to tie the game at 10-10. After the Seahawks recovered an Elway fumble, they drove to a score with Krieg hitting David Hughes for a six-yard touchdown. On the third play of Denver's next drive, Gerald Willhite caught a swing pass and took off around the right side for a 63-yard gain, down to the Seattle two. Gene Lang plunged in for the score on the next play, tying the game at 17-17. Krieg threw for another score early in the fourth period, a three-yard toss to Steve Largent. The Seahawks got the ball back when Jacob Green recovered a Clarence Kay fumble on a controversial play and drove the ball to the Denver six-yard line, settling for a 28-yard field goal to put them up 27-17. Denver came roaring back as Elway engineered a five-play, 78-yard drive that ended with a four-yard scoring pass to Gene Lang. After the next Seattle drive stalled, the Broncos got the ball back on their own 37 with a little over two minutes remaining. Denver drove to the Seattle eight yard line, but with only :39 left on the clock, Karlis's attempt hit the upright. Seattle's Steve Largent racked up 191 yards on 12 catches in the game.

Seattle	7	3	7	10	—	27
Denver	3	7	7	7	—	24

	Team Statistics	Sea	Den
Sea—Turner 80 pass from Krieg (Johnson kick) (1-80)	First Downs	20	18
Den—Karlis 27 FG (6-28)	Rushes-yards	25-60	21-93
Sea—Johnson 33 FG (14-65)	Passing yards	406	258
Den—Johnson 19 pass from Elway (Karlis kick) (5-80)	Sacks by-yards	2-17	0-0
Sea—Hughes 6 pass from Krieg (Johnson kick) (4-80)	Return yards	48	5
Den—Lang 2 run (Karlis kick) (4-75)	Passes	30-44-0	15-27-1
Sea—Largent 3 pass from Krieg (Johnson kick) (8-70)	Punts	6-33-0	5-56-6
Sea—Johnson 28 FG (8-28)	Fumbles-lost	2-0	2-1
Den—Lang 9 pass from Elway (Karlis kick) (5-78)	Penalties-yards	9-81	3-20
Attendance—74,922	Time of Possession	37:36	22:24

INDIVIDUAL STATISTICS

Seattle

RUSHING—Doornink 9-32, Hughes 7-19, Morris 1-0, Dixon 4-6, Largent 1-4, Krieg 1-(-3). **PASSING**—Krieg 30-44-0, 406 yards. **RECEIVING**—Turner 1-80, Hughes 6-24, Doornink 7-55, Largent 12-191, Walker 1-16, Young 3-40.

Denver

RUSHING—Parros 5-8, Winder 10-40, Elway 5-43, Lang 1-2. **PASSING**—Elway 15-27-1, 275 yards. **RECEIVING**—Watson 4-74, Sampson 1-11, Alexander 1-41, Johnson 1-19, Lang 2-15, Willhite 3-94, Kay 2-9, Myles 1-12.

KANSAS CITY 16, DENVER 13

KANSAS CITY, MO., Dec. 2—For the second straight week a Rich Karlis field goal attempt hit the upright in the final stages of the game, as Denver lost its second straight contest, 16-13 to the Chiefs. The Broncos dominated most of the first half, scoring on a 48-yard John Elway to Steve Watson pass in the first quarter and a 22-yard field goal by Karlis in the second. The Chiefs got on the scoreboard with only 13 seconds left before halftime on a 24-yard pass from Bill Kenney to Carlos Carson. Denver added a Karlis field goal in the third period to go up 13-7. Three fourth-period field goals by Kansas City's Nick Lowery put the Chiefs on top 16-13 with less than two minutes to go. Denver drove to the KC 25-yard line, where Karlis missed his final attempt.

Denver	7	3	3	0	—	13
Kansas City	0	7	0	9	—	16

	Team Statistics	Den	KC
Den—Watson 48 pass from Elway (Karlis kick) (2-48)	First Downs	17	17
Den—Karlis 22 FG (14-76)	Rushes-yards	34-145	27-93
KC—Carson 24 pass from Kenny (Lowery kick) (9-86)	Passing yards	164	225
Den—Karlis 37 FG (4-3)	Sacks by-yards	6-56	3-19
KC—Lowery 46 FG (11-62)	Return yards	28	36
KC—Lowery 28 FG (8-66)	Passes	16-36-1	20-38-1
KC—Lowery 42 FG (6-25)	Punts	8-31-0	7-40-9
Attendance—38,494	Fumbles-lost	2-2	5-2
	Time of Possession	32:27	27:33

INDIVIDUAL STATISTICS

Denver

RUSHING—Winder 25-96, Willhite 4-23, Elway 3-24, Parros 2-2. **PASSING**—Elway 16-36-1, 183 yards. **RECEIVING**—Watson 4-89, Alexander 1-5, Sampson 1-9, Willhite 6-50, Johnson 1-5, Winder 2-8, J. Wright 1-17.

Kansas City

RUSHING—Heard 22-84, Lacy 3-10, Gunter 1-1, Kenney 1-(-2). **PASSING**—Kenney 20-38-1, 281 yards. **RECEIVING**—Lacy 1-4, Carson 7-126, Heard 4-49, Brown 4-16, Paige 2-46, Arnold 1-11, Marshall 1-29.

DENVER 16, SAN DIEGO 13

DENVER, CO., Dec. 9—In contrast to the previous two weeks, Rich Karlis's final field goal attempt went through the uprights and provided the final margin in the Broncos 16-13 win over San Diego. Both teams kicked two field goals in the first half, and at intermission the score was 6-6. Denver's first drive of the second half covered 85 yards in seven plays, with Sammy Winder taking it in from four yards out. San Diego's next drive used up over eight minutes but it stalled at the Denver one-yard line after a tough goal-line stand by the Bronco defense. Denver, however, fumbled the ball two plays later, and San Diego recovered on the four-yard line. The Chargers then scored on a four-yard pass from Ed Luther to Buford McGee, tying the game at 13-13. Denver scored again with only 2:08 on the clock as Karlis split the uprights securing the win.

San Diego	6	0	0	7	—	13
Denver	0	6	7	3	—	16

	Team Statistics	SD	Den
SD—Benirschke 42 FG (6-18)	First downs	16	22
SD—Benirschke 41 FG (4-1)	Rushes-yards	25-87	38-162
Den—Karlis 30 FG (12-52)	Passing yards	147	181
Den—Karlis 50 FG (8-33)	Sacks by-yards	1-12	3-24
Den—Winder 4 run (Karlis kick) (8-85)	Return yards	19	30
SD—McGee 4 pass from Luther (Benirschke kick) (9-86)	Passes	18-35-0	18-31-1
Den—Karlis 28 FG (12-40)	Punts	4-43-0	2-44-5
Attendance—74,867	Fumbles-lost	1-0	4-3
	Penalties-yards	4-25	4-20
	Time of Possession	26:57	33:03

INDIVIDUAL STATISTICS

San Diego

RUSHING—McGee 5-17, Jackson 19-68, Luther 1-2. **PASSING**—Luther 18-35-0, 171 yards. **RECEIVING**—Jackson 5-24, Holohan 4-51, Chandler 1-1, Bendross 3-44, McGee 2-8, Joiner 2-27, Duckworth 1-16.

Denver

RUSHING—Winder 22-90, Willhite 2-9, Elway 7-23, Johnson 1-3, Parros 6-37. **PASSING**—Elway 18-31-1, 193 yards. **RECEIVING**—Johnson 3-39, Watson 3-40, Winder 2-21, Parros 2-7, Alexander 2-28, Willhite 4-32, J. Wright 1-12, Sampson 1-14.

DENVER 31, SEATTLE 14

SEATTLE, WA., Dec. 15—The Broncos clinched the AFC Western Division championship with their 31-14 shellacking of the Seahawks. The win was the 13th of the season—the most in Bronco history. On the third play of the game, John Elway connected on a 73-yard pass play with Steve Watson, who carried the ball to the Seattle one-yard line. Elway dove in for the score two plays later, putting the Broncos up 7-0. Rich Karlis kicked a 34-yard field goal later in the period to stretch Denver's lead to 10-0. After Seattle safety John Harris picked off an Elway pass early in the second period, the Seahawks drove to their first score—a four-yard Dave Krieg to Dan Doornink pass. Despite four Elway-thrown interceptions, Denver led 10-7 at halftime. Elway's scrambling, however, continually kept the Seahawk's defense off-guard. Seattle fumbled the opening kickoff of the second half, and Denver's Tony Lilly recovered on the Seahawk's 34. Three plays later, Elway hit Jim Wright in the end zone to put Denver up 17-7. Midway through the third quarter, Steve Foley picked off a Krieg pass and ran untouched onroute to a 40-yard touchdown. Seattle narrowed the score to 24-14 late in the period on a 14-yard pass from Krieg to Charlie Young. The Broncos put the game away early in the final period when Rick Parros scored on a four-yard run, giving Denver a 31-14 lead. Seattle's hopes were ended when Karl Mecklenburg intercepted Krieg and returned the ball 42 yards with less than two minutes left in the game.

Denver	10	0	14	7	—	31
Seattle	0	7	7	0	—	14

	Team Statistics	Den	Sea
Den—Elway 1 run (Karlis kick) (5-80)	First downs	15	23
Den—Karlis 34 FG (10-59)	Rushes-yards	33-143	19-79
Sea—Doornink 4 pass from Krieg (Johnson kick) (7-56)	Passing yards	148	306
Den—J. Wright 14 pass from Elway (Karlis kick) (4-34)	Sacks by-yards	4-28	0-0
Den—Foley 40 interception return (Karlis kick) (9-73)	Return yards	82	52
Sea—Young 14 pass from Krieg (Johnson kick) (9-73)	Passes	9-21-4	30-51-2
Den—Parros 4 run (Karlis kick) (3-57)	Punts	3-35-7	4-37-3
Attendance—64,411	Fumbles-lost	1-0	1-1
	Penalties-yards	4-35	7-83
	Time of Possession	27:32	32:28

INDIVIDUAL STATISTICS

Denver

RUSHING—Winder 18-80, Elway 9-43, Parros 6-20. **PASSING**—Elway 9-21-4, 148 yards. **RECEIVING**—Willhite 3-18, Watson 2-84, Kay 1-15, J. Wright 1-14, Winder 1-13, Parros 1-4.

Seattle

RUSHING—Hughes 8-38, Lane 6-14, Krieg 5-27. **PASSING**—Krieg 30-50-2, 334 yards, Zorn 0-1-0. **RECEIVING**—Largent 7-96, Doornink 6-72, Young 6-56, Turner 3-40, Skansi 3-25, Walker 2-31, Hughes 2-13, Lane 1-1.

AFC DIVISIONAL PLAYOFF GAME PITTSBURGH 24, DENVER 17

DENVER, CO., Dec. 30—Denver had two possessions in the final two minutes of the game but failed to score as Pittsburgh advanced to the Conference Championship game. Denver's opportunistic defense recovered two Steeler fumbles in the first quarter. The first one resulted in a Rich Karlis field goal attempt, but it sailed wide right. Pittsburgh fumbled on the next play, and the Broncos recovered again. That turnover led to a seven-yard touchdown pass from John Elway to Jim Wright. Pittsburgh scored on a 28-yard field goal on the first play of the second period, and just before intermission, the Steelers took the lead on Frank Pollard's one-yard TD plunge. Denver tied the game early in the third quarter on a 21-yard Karlis field goal. The Broncos regained the lead on their next possession, scoring on a 20-yard pass from Elway to Steve Watson. For the game, Watson gained 177 yards on 11 receptions. The Steelers mounted a scoring drive of their own, tying the game at 17-17 on a Mark Malone to Louis Lipps pass late in the quarter. Later, Pittsburgh's Eric Williams intercepted an Elway pass and returned it to the Denver two-yard line with only 2:45 left in the game. Pollard scored two plays later to give the Steelers the lead 24-17. Denver couldn't move the ball on its final two possession as time ran out.

Pittsburgh	0	10	7	7	—	24
Denver	7	0	10	0	—	17

	Pitt	Den
Den—J. Wright 9 pass from Elway (Karlis kick) (5-22)	25	15
Pitt—Anderson 28 FG (12-62)	40-169	22-51
Pitt—Pollard 1 run (Anderson kick) (8-78)	212	199
Den—Karlis 21 FG (4-0)	4-37	2-12
Den—Watson 20 pass from Elway (Karlis kick) (6-46)	43	17
Pitt—Lipps 10 pass from Malone (Anderson kick) (7-66)	17-28-0	20-39-2
Pitt—Pollard 2 run (Anderson kick) (3-2)	3-28-3	4-42-3
Attendance—74,981	3-2	2-0
	4-30	1-5
	Time of Possession	32:52 27:08

INDIVIDUAL STATISTICS

Pittsburgh

RUSHING—Pollard 16-99, Abercrombie 17-75, Malone 5-(-6), Lipps 1-0, Veals 1-1. **PASSING**—Malone 17-28-0, 224 yards. **RECEIVING**—Abercrombie 3-18, Pollard 4-48, Lipps 5-86, Stallworth 3-38, Cunningham 1-19, Thompson 1-15.

Denver

RUSHING—Elway 4-16, Winder 15-37, Watson 1-(-3), Willhite 1-1, Parros 1-0. **PASSING**—Elway 19-37-2, 184 yards, Willhite 1-1-0, 52 yards. **RECEIVING**—Winder 4-22, Watson 11-177, J. Wright 2-16, Willhite 2-12, Alexander 1-9.

1984 FINAL STANDINGS American Football Conference

	Eastern Division			Pct.	Pts.	Opp.
**Miami	W	L	T	.875	513	298
New England	14	2	0	.563	362	352
N.Y. Jets	9	7	0	.438	332	364
Indianapolis	7	9	0	.250	239	414
Buffalo	4	12	0	.125	250	454
	2	14	0			
	Central Division			Pct.	Pts.	Opp.
**Pittsburgh	W	L	T	.563	387	310
Cincinnati	9	7	0	.500	339	339
Cleveland	8	8	0	.312	250	297
Houston	5	11	0	.188	240	437
	3	13	0			
	Western Division			Pct.	Pts.	Opp.
**Denver	W	L	T	.813	353	241
*Seattle	13	3	0	.750	418	252
*L.A. Raiders	12	4	0	.688	368	278
Kansas City	11	5	0	.500	314	324
San Diego	8	8	0	.437	394	413
	7	9	0			

**Division Winner
*Wild Card Team

National Football Conference

	Eastern Division			Pct.	Pts.	Opp.
**Washington	W	L	T	.688	426	310
*N.Y. Giants	11	5	0	.563	299	301
Dallas	9	7	0	.563	308	308
St. Louis	9	7	0	.563	423	345
Philadelphia	6	9	1	.406	278	320
	Central Division			Pct.	Pts.	Opp.
**Chicago	W	L	T	.625	325	248
Green Bay	10	6	0	.500	398	309
Tampa Bay	8	8	0	.375	335	380
Detroit	6	10	0	.281	283	408
Minnesota	4	11	1	.187	276	484
	3	13	0			
	Western Division			Pct.	Pts.	Opp.
**San Francisco	W	L	T	.938	475	227
*L.A. Rams	15	1	0	.625	346	316
New Orleans	10	6	0	.438	298	361
Atlanta	7	9	0	.250	281	382
	4	12	0			

**Division Winner
*Wild Card Team

NFL Post-Season at a Glance

(Announced attendance in parentheses, home team in capitals)

Saturday, December 22, 1984	
AFC First Round:	SEATTLE 13, L.A. Raiders 7 (62,049)
Sunday, December 23, 1984	
NFC First Round:	N.Y. Giants 16, L.A. Rams 13 (67,037)
Saturday, December 29, 1984	
AFC Divisional Playoff:	MIAMI 31, Seattle 10 (73,469)
NFC Divisional Playoff:	SAN FRANCISCO 21, N.Y. Giants 10 (60,303)
Sunday, December 30, 1984	
AFC Divisional Playoff:	Pittsburgh 24, DENVER 17 (74,981)
NFC Divisional Playoff:	Chicago 23, WASHINGTON 19 (55,431)
Sunday, January 6, 1985	
AFC Championship Game:	MIAMI 45, Pittsburgh 28 (76,029)
NFC Championship Game:	SAN FRANCISCO 23, Chicago 0 (61,040)
Sunday, January 20, 1985	
Super Bowl XIX:	SAN FRANCISCO 38, Miami 16 (84,059) at Stanford Stadium, Palo Alto, California.
Sunday, January 27, 1985	
AFC-NFC Pro Bowl:	AFC 22, NFC 14 (50,385) at Aloha Stadium, Honolulu, Hawaii.

HISTORY AND RECORDS



Running back Sammy Winder, who rushed for 1,153 yards in 1984 and was the lone Bronco representative in the Pro Bowl.

NOTABLE PERFORMANCES

THE LAST TIME

PUNT RETURN FOR TOUCHDOWN—

Broncos: Zach Thomas, 70 yards vs. Los Angeles Raiders, 9/25/83.
Opponent: Will Lewis, 75 yards, vs. Seattle, 11/23/80.

KICKOFF RETURN FOR TOUCHDOWN—

Broncos: Randy Montgomery, 94 yards, at San Diego, 9/24/72.
Opponent: James Owens, 85 yards, at San Francisco, 11/18/79.

INTERCEPTION RETURN FOR TOUCHDOWN—

Broncos: Steve Foley, 40 yards, at Seattle, 12/15/84.
Opponent: Lucious Smith, 58 yards, at Kansas City, 12/18/83.

FUMBLE RETURN FOR TOUCHDOWN (DEFENSE)—

Broncos: Dennis Smith, 64 yards, vs. New England, 11/4/84.
Opponent: Whitney Paul, 47 yards, at Kansas City, 10/18/81.

BLOCKED PUNT RETURN FOR TOUCHDOWN—

Broncos: Rob Nairne, 22 yards, vs. New England, 11/11/79.
Opponent: Jim Stienke, 1 yard, vs. New York Giants, 11/21/76.

BLOCKED FIELD GOAL RETURN FOR TOUCHDOWN—

Broncos: John Bramlett, 86 yards, vs. San Diego, 11/27/66.
Opponent: Les Duncan, 72 yards, at San Diego, 11/23/67.

SAFETY—

Broncos: Rulon Jones tackled Jim Krieg in end zone, vs. Seattle, 11/20/83.
Opponent: Rod Martin tackled Gary Kubiak in end zone, at Los Angeles Raiders, 10/28/84.

SHUTOUT—

Broncos: Denver 21, vs. Kansas City 0, 9/23/84.
Opponent: Denver 0, at Chicago 27, 9/9/84.

100 YARDS RUSHING—

Broncos: Sammy Winder, 34-126, OTD, at Los Angeles Raiders, 10/28/84.
Opponent: Craig James, 20-120, OTD, vs. New England, 11/14/84.

300 YARDS PASSING—

Broncos: John Elway, 26/40, 315 yards, 3 TD, vs. New England, 11/4/84.
Opponent: Dave Krieg, 30/50, 334 yards, 2 TD, at Seattle, 12/15/84.

100 YARDS RECEIVING—

Broncos: Steve Watson, 5-123 yards, 2 TD, vs. Minnesota, 11/18/84.
Opponents: Carlos Carson, 7-126 yards, 1 TD, at Kansas City, 12/2/84.

1,000-YARD RUSHING SEASONS OTIS ARMSTRONG, 1974—1,407 yards and 9 TDs

		Carries	Yards	Cumulative
9/15	vs. Los Angeles	12	31	12-31
9/22	vs. Pittsburgh	19	131	31-162
9/30	at Washington	11	32	42-194
10/6	at Kansas City	14	48	56-242
10/13	vs. New Orleans	13	57	69-299
10/20	vs. San Diego	20	98	89-397
10/27	at Cleveland	17	142	106-539
11/3	vs. Oakland	20	88	126-627
11/10	at Baltimore	19	110	145-737
11/18	vs. Kansas City	16	55	161-792
11/24	at Oakland	29	146	190-938
11/28	at Detroit	24	144	214-1,082
12/8	vs. Houston	31	183	245-1,265
12/15	at San Diego	18	142	263-1,407

1,000-YARD RUSHING SEASONS (Continued)

SAMMY WINDER, 1984—1,153 yards and 4 TDs

		Carries	Yards	Cumulative
9/2	vs. Cincinnati	17	94	17-94
9/9	at Chicago	7	16	24-110
9/16	at Cleveland	17	76	41-186
9/23	vs. Kansas City	31	139	72-325
9/30	vs. Los Angeles Raiders	16	91	88-416
10/7	at Detroit	7	17	95-433
10/15	vs. Green Bay	29	86	124-519
10/21	at Buffalo	15	65	139-584
10/28	at Los Angeles Raiders	34	126	173-710
11/4	vs. New England	14	25	187-735
11/11	at San Diego	22	37	209-772
11/18	vs. Minnesota	12	75	221-847
11/25	vs. Seattle	10	40	231-887
12/2	at Kansas City	25	96	256-983
12/9	vs. San Diego	22	90	278-1,073
12/15	at Seattle	18	80	296-1,153

FLOYD LITTLE, 1971—1,133 yards and 6 TDs

		Carries	Yards	Cumulative
9/19	vs. Miami	23	70	23-70
9/26	at Green Bay	16	53	39-123
10/3	vs. Kansas City	13	27	52-150
10/10	vs. Oakland	16	39	68-189
10/17	vs. San Diego	17	62	85-251
10/24	at Cleveland	25	113	110-364
10/31	at Philadelphia	24	123	134-487
11/7	vs. Detroit	22	91	156-578
11/14	vs. Cincinnati	22	101	178-679
11/21	at Kansas City	13	63	191-742
11/28	at Pittsburgh	22	91	213-833
12/5	vs. Chicago	29	125	242-858
12/12	at San Diego	18	96	260-1,054
12/19	at Oakland	24	79	284-1,133

OTIS ARMSTRONG, 1976—1,008 yards and 5 TDs

		Carries	Yards	Cumulative
9/12	at Cincinnati	24	96	24-96
9/19	vs. New York Jets	17	94	41-190
9/26	vs. Cleveland	18	23	59-213
10/3	vs. San Diego	23	91	82-304
10/10	at Houston	12	47	94-351
10/17	vs. Oakland	21	70	115-421
10/24	at Kansas City	16	101	131-522
11/31	at Oakland	14	63	145-585
11/7	vs. Tampa Bay	18	116	163-701
11/14	at San Diego	13	35	176-736
11/21	vs. New York Giants	24	97	200-833
11/28	at New England	4	14	204-847
12/5	vs. Kansas City	17	45	221-892
12/12	at Chicago	26	116	247-1,008

100-YARD RUSHING GAMES

Player	Performance	Opponent
Don Stone	17-104, 1 TD	Oct. 6, 1963 vs. San Diego
Billy Joe	20-105, 0 TD	Nov. 17, 1963 vs. New York
Billy Joe	16-108, 1 TD	Nov. 15, 1964 vs. New York
Cookie Gilchrist	32-142, 0 TD	Sept. 24, 1965 at Boston
Cookie Gilchrist	16-119, 0 TD	Nov. 14, 1965 at Houston
Floyd Little	25-126, 1 TD	Oct. 27, 1968 vs. Miami
Floyd Little	30-147, 1 TD	Nov. 3, 1968 at Boston
Floyd Little	21-105, 1 TD	Sept. 14, 1969 vs. Boston
Floyd Little	15-104, 1 TD	Sept. 21, 1969 vs. New York Jets
Floyd Little	29-166, 1 TD	Oct. 19, 1969 at Cincinnati
Floyd Little	16-140, 1 TD	Oct. 25, 1970 at San Francisco
Bobby Anderson	25-106, 1 TD	Oct. 17, 1971 vs. San Diego
Floyd Little	25-113, 1 TD	Oct. 24, 1971 at Cleveland
Floyd Little	24-123, 1 TD	Oct. 31, 1971 at Philadelphia
Floyd Little	22-101, 0 TD	Nov. 14, 1971 vs. Cincinnati

100-YARD RUSHING GAMES (Continued)

Floyd Little	29-125, 0 TD	Dec. 5, 1971 vs. Chicago
Floyd Little	22-101, 0 TD	Sept. 17, 1972 vs. Houston
Floyd Little	18-100, 2 TD	Oct. 15, 1972 vs. Minnesota
Floyd Little	14-124, 1 TD	Nov. 5, 1972 at New York Giants
Joe Dawkins	30-117, 0 TD	Oct. 28, 1973 at New York Jets
Floyd Little	19-123, 1 TD	Oct. 14, 1973 at Houston
Floyd Little	22-109, 2 TD	Nov. 11, 1973 vs. San Diego
Otis Armstrong	19-131, 0 TD	Sept. 22, 1974 vs. Pittsburgh
Otis Armstrong	17-142, 1 TD	Oct. 27, 1974 at Cleveland
Otis Armstrong	19-110, 1 TD	Nov. 10, 1974 at Baltimore
Otis Armstrong	29-146, 0 TD	Nov. 24, 1974 at Oakland
Otis Armstrong	15-148, 1 TD	Nov. 24, 1974 at Oakland
Jon Keyworth	24-144, 1 TD	Nov. 28, 1974 at Detroit
Otis Armstrong	31-183, 3 TD	Dec. 8, 1974 vs. Houston
Otis Armstrong	18-142, 0 TD	Dec. 15, 1974 at San Diego
Jon Keyworth	20-132, 0 TD	Nov. 30, 1975 vs. San Diego
Otis Armstrong	16-101, 1 TD	Oct. 24, 1976 at Kansas City
Otis Armstrong	18-116, 0 TD	Nov. 7, 1976 vs. Tampa Bay
Otis Armstrong	26-116, 1 TD	Dec. 12, 1976 at Chicago
Norris Weese	12-120, 0 TD	Dec. 12, 1976 at Chicago
Otis Armstrong	21-120, 0 TD	Nov. 20, 1977 at Kansas City
Rob Lytle	16-110, 1 TD	Nov. 19, 1978 vs. Green Bay
Rob Lytle	18-102, 1 TD	Nov. 25, 1979 vs. Oakland
Otis Armstrong	22-107, 1 TD	Oct. 13, 1980 vs. Washington
Otis Armstrong	25-106, 1 TD	Oct. 26, 1980 at New York Giants
Sammy Winder	20-119, 0 TD	Sept. 25, 1983 vs. L.A. Raiders
Sammy Winder	29-165, 0 TD	Oct. 9, 1983 at Houston
Sammy Winder	31-139, 1 TD	Sept. 23, 1984 vs. Kansas City
Sammy Winder	34-126, 0 TD	Oct. 28, 1984 at L.A. Raiders

TOTALS—Floyd Little 15, Otis Armstrong 13, Sammy Winder 4, Billy Joe 2, Cookie Gilchrist 2, Jon Keyworth 2, Rob Lytle 2, Donnie Stone 1, Bobby Anderson 1, Joe Dawkins 1, Norris Weese 1.

300-YARD PASSING GAMES

Player	Performance	Opponent
Frank Tripucka	30-52-2, 375 yards and 3 TD	Nov. 6, 1960 vs. Houston
Frank Tripucka	19-41-5, 328 yards and 3 TD	Nov. 27, 1960 vs. Buffalo
Frank Tripucka	28-47-2, 376 yards and 2 TD	Sept. 7, 1962 vs. San Diego
Frank Tripucka	29-56-3, 447 yards and 2 TD	Sept. 15, 1962 at Buffalo
Frank Tripucka	26-40-1, 308 yards and 1 TD	Oct. 21, 1962 vs. Houston
Jacky Lee	11-36-1, 370 yards and 1 TD	Dec. 5, 1965 at Oakland
John McCormick	13-37-3, 328 yards and 3 TD	Dec. 18, 1966 at Buffalo
Marlin Briscoe	12-29-2, 335 yards and 4 TD	Nov. 24, 1968 vs. Buffalo
Steve Tensi	19-26-1, 301 yards and 3 TD	Nov. 23, 1969 at San Diego
Charley Johnson	20-28-0, 361 yards and 2 TD	Oct. 22, 1972 at Oakland
Charley Johnson	24-39-2, 326 yards and 1 TD	Sept. 20, 1973 vs. Chicago
Charley Johnson	28-42-2, 445 yards and 2 TD	Nov. 18, 1974 vs. Kansas City
Charley Johnson	12-20-2, 329 yards and 3 TD	Sept. 21, 1975 vs. Kansas City
Craig Morton	27-39-2, 306 yards and 2 TD	Nov. 16, 1980 vs. New York Jets
Craig Morton	18-30-1, 338 yards and 1 TD	Dec. 14, 1980 vs. Oakland
Craig Morton	17-18-0, 308 yards and 4 TD	Sept. 27, 1981 vs. San Diego
Craig Morton	25-38-1, 342 yards and 2 TD	Oct. 18, 1981 at Kansas City
Steve DeBerg	21-34-2, 305 yards and 2 TD	Nov. 22, 1981 at Cincinnati
Steve DeBerg	23-31-1, 307 yards and 2 TD	Dec. 12, 1982 at Los Angeles Rams
Steve DeBerg	23-44-0, 350 yards and 1 TD	Oct. 30, 1983 vs. Kansas City
John Elway	23-44-0, 345 yards and 3 TD	Dec. 11, 1983 vs. Baltimore
John Elway	26-40-1, 315 yards and 3 TD	Nov. 4, 1984 vs. New England

TOTALS—Frank Tripucka 5, Charley Johnson 4, Craig Morton 4, Steve DeBerg 3, John Elway 2, Jacky Lee 1, John McCormick 1, Marlin Briscoe 1, Steve Tensi 1.

100-YARD RECEIVING GAMES

Player	Performance	Opponent
Al Carmichael	6-130, 1 TD	Sept. 9, 1960 at Boston
Lionel Taylor	6-125, 1 TD	Sept. 23, 1960 at New York
Lionel Taylor	7-101, 2 TD	Oct. 2, 1960 vs. Oakland
Al Carmichael	3-109, 2 TD	Oct. 23, 1960 vs. Boston
Lionel Taylor	10-106, 1 TD	Oct. 23, 1960 vs. Boston
Lionel Taylor	10-140, 1 TD	Nov. 6, 1960 vs. Houston
Al Carmichael	7-117, 2 TD	Nov. 6, 1960 vs. Houston
Lionel Taylor	10-138, 0 TD	Nov. 20, 1960 at Houston
Lionel Taylor	9-199, 3 TD	Nov. 27, 1960 vs. Buffalo
Lionel Taylor	9-171, 1 TD	Dec. 10, 1960 at Los Angeles
Lionel Taylor	7-132, 2 TD	Sept. 10, 1961 at Buffalo
Lionel Taylor	11-126, 0 TD	Sept. 24, 1961 at New York
Lionel Taylor	9-118, 0 TD	Oct. 1, 1961 at Oakland

100-YARD RECEIVING GAMES (Continued)

Lionel Taylor	7-120, 1 TD	Oct. 8, 1961 vs. Dallas
Al Frazier	7-166, 1 TD	Oct. 15, 1961 vs. Oakland
Al Frazier	6-126, 1 TD	Oct. 22, 1961 vs. New York
Al Frazier	5-125, 1 TD	Nov. 12, 1961 vs. San Diego
Lionel Taylor	10-119, 0 TD	Nov. 12, 1961 vs. San Diego
Donnie Stone	9-137, 1 TD	Dec. 3, 1961 vs. Boston
Lionel Taylor	9-133, 0 TD	Sept. 15, 1962 at Buffalo
Al Frazier	4-125, 1 TD	Sept. 15, 1962 at Buffalo
Lionel Taylor	12-119, 0 TD	Sept. 21, 1962 at Boston
Jerry Tarr	4-152, 2 TD	Sept. 21, 1962 at Boston
Lionel Taylor	7-110, 0 TD	Dec. 9, 1962 at Dallas
Lionel Taylor	7-169, 1 TD	Sept. 29, 1963 vs. Boston
Lionel Taylor	7-142, 2 TD	Oct. 6, 1963 vs. San Diego
Lionel Taylor	4-134, 2 TD	Oct. 13, 1963 vs. Houston
Bob Scarpitto	10-116, 1 TD	Dec. 15, 1963 at Oakland
Lionel Taylor	4-106, 1 TD	Dec. 15, 1963 at Oakland
Gene Prebola	8-149, 0 TD	Sept. 27, 1964 vs. Houston
Lionel Taylor	4-109, 0 TD	Oct. 25, 1964 at Oakland
Hewitt Dixon	5-121, 1 TD	Nov. 1, 1964 at Kansas City
Hewitt Dixon	3-113, 1 TD	Nov. 1, 1964 at Kansas City
Al Denson	13-112, 0 TD	Nov. 29, 1964 vs. Oakland
Lionel Taylor	11-111, 1 TD	Dec. 20, 1964 at Houston
Bob Scarpitto	5-108, 2 TD	Sept. 11, 1965 at San Diego
Bob Scarpitto	9-172, 1 TD	Sept. 19, 1965 vs. Buffalo
Lionel Taylor	7-114, 0 TD	Nov. 7, 1965 vs. San Diego
Lionel Taylor	11-141, 2 TD	Nov. 21, 1965 vs. Oakland
Lionel Taylor	8-164, 0 TD	Dec. 5, 1965 at Oakland
Lionel Taylor	5-126, 1 TD	Dec. 5, 1965 at Oakland
Wendell Hayes	5-158, 1 TD	Oct. 2, 1966 vs. Houston
Al Denson	4-126, 1 TD	Dec. 4, 1966 vs. Miami
Charlie Mitchell	5-123, 3 TD	Dec. 18, 1966 at Buffalo
Bob Scarpitto	4-131, 2 TD	Sept. 3, 1967 vs. Boston
Al Denson	7-134, 1 TD	Sept. 24, 1967 vs. New York Jets
Al Denson	6-123, 1 TD	Oct. 22, 1967 vs. San Diego
Eric Crabtree	4-107, 1 TD	Oct. 29, 1967 at Kansas City
Al Denson	7-102, 2 TD	Nov. 19, 1967 at Buffalo
Eric Crabtree	8-107, 1 TD	Nov. 23, 1967 at San Diego
Eric Crabtree	6-129, 1 TD	Dec. 17, 1967 vs. Kansas City
Al Denson	8-115, 0 TD	Sept. 15, 1968 at Cincinnati
Eric Crabtree	7-113, 0 TD	Sept. 22, 1968 at Kansas City
Eric Crabtree	5-148, 1 TD	Oct. 13, 1968 at New York Jets
Jimmy Jones	8-128, 2 TD	Oct. 20, 1968 at San Diego
Floyd Little	4-165, 1 TD	Nov. 24, 1968 vs. Buffalo
Al Denson	6-131, 2 TD	Dec. 8, 1968 at Oakland
Mike Haffner	4-122, 0 TD	Dec. 14, 1968 vs. Kansas City
Al Denson	6-138, 1 TD	Sept. 28, 1969 at Buffalo
Mike Haffner	6-102, 1 TD	Oct. 26, 1969 at Houston
Al Denson	6-140, 2 TD	Nov. 23, 1969 at San Diego
John Embree	9-122, 1 TD	Nov. 23, 1969 at San Diego
Jerry Simmons	6-153, 0 TD	Nov. 21, 1971 at Kansas
Rod Sherman	4-110, 0 TD	Sept. 17, 1972 vs. Houston
Jerry Simmons	6-118, 1 TD	Oct. 22, 1972 at Oakland
Bobby Anderson	13-143, 0 TD	Sept. 10, 1973 vs. Chicago
Riley Odoms	5-114, 1 TD	Nov. 4, 1973 at St. Louis
Haven Moses	5-108, 2 TD	Nov. 25, 1973 vs. Kansas City
Haven Moses	5-132, 0 TD	Oct. 13, 1974 vs. New Orleans
Floyd Little	7-127, 0 TD	Oct. 20, 1974 vs. San Diego
Riley Odoms	7-125, 0 TD	Nov. 18, 1974 vs. Kansas City
Rick Upchurch	3-153, 1 TD	Sept. 21, 1975 vs. Kansas City
Haven Moses	5-168, 2 TD	Jan. 1, 1978 vs. Oakland
Haven Moses	5-115, 0 TD	Nov. 12, 1978 at Cleveland
Haven Moses	5-101, 1 TD	Nov. 19, 1978 vs. Green Bay
Haven Moses	7-165, 2 TD	Dec. 10, 1978 vs. Kansas City
Riley Odoms	5-116, 1 TD	Dec. 16, 1978 vs. Pittsburgh
Haven Moses	5-125, 0 TD	Sept. 23, 1979 vs. Seattle
Riley Odoms	4-107, 1 TD	Oct. 14, 1979 at Kansas City
Haven Moses	5-133, 1 TD	Oct. 22, 1979 at Pittsburgh
Haven Moses	7-114, 0 TD	Oct. 28, 1979 vs. Kansas City
Riley Odoms	5-103, 1 TD	Sept. 21, 1980 vs. San Diego
Haven Moses	6-141, 0 TD	Dec. 14, 1980 vs. Oakland
Haven Moses	8-128, 1 TD	Dec. 14, 1980 vs. Oakland
Riley Odoms	7-143, 3 TD	Sept. 20, 1981 vs. Baltimore
Steve Watson	8-178, 2 TD	Sept. 27, 1981 vs. San Diego
Steve Watson	5-182, 2 TD	Oct. 11, 1981 vs. Detroit
Rick Upchurch	5-138, 0 TD	Oct. 18, 1981 at Kansas City
Steve Watson	5-102, 1 TD	Nov. 22, 1981 at Cincinnati
Steve Watson	2-103, 0 TD	Dec. 6, 1981 vs. Kansas City

100-YARD RECEIVING GAMES (Continued)

Rick Upchurch	6-102, 2 TD	Dec. 20, 1981 at Chicago
Steve Watson	5-101, 1 TD	Dec. 5, 1982 vs Atlanta
Steve Watson	10-183, 0 TD	Dec. 5, 1982 at Los Angeles Rams
Steve Watson	6-161, 1 TD	Sept. 11, 1983 at Baltimore
Steve Watson	8-119, 0 TD	Oct. 16, 1983 vs. Cincinnati
Steve Watson	6-121, 1 TD	Oct. 30, 1983 vs. Kansas City
Rick Upchurch	6-143, 0 TD	Oct. 30, 1983 vs. Kansas City
Steve Watson	7-110, 1 TD	Nov. 6, 1983 at Seattle
Steve Watson	4-119, 1 TD	Nov. 20, 1983 vs. Seattle
Clint Sampson	3-101, 2 TD	Dec. 4, 1983 vs. Cleveland
Steve Watson	7-111, 1 TD	Oct. 7, 1984 at Detroit
Butch Johnson	9-156, 2 TD	Nov. 4, 1984 vs. New England
Steve Watson	8-134, 1 TD	Nov. 4, 1984 vs. New England
Steve Watson	5-123, 2 TD	Nov. 18, 1984 vs. Minnesota
Steve Watson	11-177, 1 TD	Dec. 30, 1984 vs. Pittsburgh

TOTALS—Lionel Taylor 24, Steve Watson 16 (includes one playoff game), Al Denson 10, Haven Moses 10 (includes one playoff game), Riley Odoms 6, Eric Crabtree 5, Al Frazier 4, Bob Scarpitto 44, Al Carmichael 3, Rick Upchurch 4, Hewitt Dixon 2, Mike Haffner 2, Floyd Little 2, Jerry Simmons 2, Jimmy Jones 1, Gene Prebola 1, Jerry Tarr 1, Donnie Stone 1, Wendell Hayes 1, Charlie Mitchell 1, John Embree 1, Rod Sherman 1, Bobby Anderson 1, Clint Sampson 1, Butch Johnson 1.

ALL-TIME HONORS

1984—Pro Bowl: Sammy Winder, All-NFL: Tom Jackson (CPFW-2nd team), Dennis Smith (Pro Football Weekly, CPFW-2nd team), Louis Wright (The Sporting News, Pro Football Weekly, NEA-2nd team, CPFW-2nd team). All-AFC: Tom Jackson (Pro Football Weekly, UPI 2nd team), Dennis Smith (Pro Football Weekly, UPI-2nd team), Sammy Winder (UPI-2nd team), Louis Wright (Pro Football Weekly, UPI-2nd team). All-Rookie: Winford Hood (UPI), Clarence Kay (PFWA, Pro Football Weekly). Colorado Sports Hall of Fame Pro Athlete of the Year: Tom Jackson. Hartman Award Winners: Steve Watson, Louis Wright, Ken Woodward. Bob Peck Memorial Award (Most Inspirational Player): Tom Jackson Coach of the Year: Dan Reeves (NFL Sports Illustrated, Pro Football Weekly, College and Pro Football Newsweekly, AFC-Kansas City 101 Club, Football News.)

1983—Pro Bowl: Randy Gradishar, Louis Wright (DNP), All-NFL: Randy Gradishar (AP-2nd team), Louis Wright (NEA, CPFW-2nd team). All-AFC: Randy Gradishar (UPI-2nd team). Hartman Award Winners: Steve Watson, Randy Gradishar, Ken Woodward. Bob Peck Memorial Award (Most Inspirational Player): Tom Jackson.

1982—Pro Bowl: Randy Gradishar, Luke Prestidge, Rick Upchurch. All-NFL: Randy Gradishar (Football Digest), Luke Prestidge (AP, Football Digest), Rick Upchurch (AP, Football Digest). All-AFC: Randy Gradishar (UPI), Luke Prestidge (UPI). Hartman Award Winners: Billy Bryan, Louis Wright, Rick Upchurch and Rob Lytle. Bob Peck Memorial Award (Most Inspirational Player): Tom Jackson.

1981—Pro Bowl: Randy Gradishar, Bob Swenson, Billy Thompson, Steve Watson. All-NFL: Bob Swenson (AP, NEA, The Sporting News), Randy Gradishar (AP-2nd team, NEA-2nd team, Pro Football Weekly, The Sporting News). All-AFC: Randy Gradishar (UPI), Billy Thompson (UPI), Steve Watson (UPI), Bob Swenson (UPI-2nd team), Louis Wright (UPI-2nd team). Hartman Award Winners: Steve Watson, Bob Swenson, Jim Ryan. Bob Peck Memorial Award (Most Inspirational Player): Tom Jackson.

1980—All NFL: Randy Gradishar (The Sporting News), Fred Steinfert (Pro Football Weekly, The Sporting News). All-AFC: Fred Steinfert (UPI), Pro Football Weekly Golden Toe Award: Fred Steinfert. Hartman Award Winners: Bill Bryan, Randy Gradishar, Fred Steinfert.

1979—Pro Bowl: Randy Gradishar, Tom Jackson, Rick Upchurch, Louis Wright, All-NFL: Randy Gradishar (PFWA, Pro Football Weekly, AP-2nd team), Rich Upchurch (PFWA, Pro Football Weekly, AP-2nd team), Louis Wright (AP, NEA, PFWA, Pro Football Weekly). All-AFC: Randy Gradishar (Pro Football Weekly, The Sporting News, UPI-2nd team), Bob Swenson (UPI-2nd team), Bill Thompson (UPI), Rick Upchurch (Pro Football Weekly), Louis Wright (UPI, Pro Football Weekly, The Sporting News). Hartman Award Winners: Craig Morton, Bob Swenson, Larry Canada.

1978—Pro Bowl: Lyle Alzado, Randy Gradishar, Tom Jackson, Riley Odoms, Bill Thompson, Rick Upchurch, Louis Wright. All-NFL: Lyle Alzado (AP), Randy Gradishar (AP, PFWA, PFW, NEA), Tom Jackson (AP), Rick Upchurch (AP, PFWA, PFW), Louis Wright (AP, PFWA, PFW, NEA). All-AFC: Lyle Alzado (UPI, PFW, TSN), Steve Foley (UPI), Randy Gradishar (UPI, PFW, TSN), Tom Jackson (UPI), Bill Thompson (UPI, PFW, TSN), Rick Upchurch (PFW), Louis Wright (UPI, PFW, TSN). NFL Defensive Player of the Year: Randy Gradishar (AP, PFW, NEA). AFC Defensive Player of the Year: Randy Gradishar (UPI, Kansas City 101 Club). Colorado Sports Hall of Fame Pro Athlete of the Year: Randy Gradishar. Hartman Award Winners: Riley Odoms, Randy Gradishar, Maurice Harvey.

ALL TIME HONORS (Continued)

1977—Pro Bowl: Lyle Alzado, Randy Gradishar, Tom Jackson, Billy Thompson, Louis Wright. All-NFL: Lyle Alzado (AP, UPI, PFW), Randy Gradishar (AP, UPI, PFW), Tom Jackson (AP, UPI, PFW), Billy Thompson (AP). All-AFC: Louis Wright (PFW), Billy Thompson (PFW). AFC Defensive Player of the Year: Lyle Alzado (Kansas City 101 Club). Colorado Sports Hall of Fame Pro Athlete of the Year: Craig Morton, Hartman Award Winners: Craig Morton, Tom Jackson, Rick Upchurch. NFL Coach of the Year: Red Miller (AP, UPI, PFW, TSN, Football Digest, Washington Touchdown Club, Kansas City 101 Club, Columbus Touchdown Club).

1976—Pro Bowl: Rich Upchurch, Otis Armstrong. All-NFL: Rick Upchurch, Hartman Award Winners: Riley Odoms, Tom Jackson, Rick Upchurch.

1975—Pro Bowl: Randy Gradishar, Riley Odoms. All-Pro: Riley Odoms. Hartman Award Winners: Bobby Maples, Lyle Alzado, Jim Turner.

1974—Pro Bowl: Otis Armstrong, Riley Odoms. All-Pro: Riley Odoms, Otis Armstrong. Hartman Award Winners: Otis Armstrong, Tom Jackson, Ken Criter.

1973—Pro Bowl: Floyd Little, Haven Moses, Paul Smith, Riley Odoms. All-Pro: Riley Odoms. Hartman Award Winners: Charley Johnson, Paul Smith. Colorado Sports Hall of Fame Pro Athlete of the Year: Paul Smith. AFC Coach of the Year: John Ralston (AP, UPI, PFWA, Kansas City 101 Club).

1972—Pro Bowl: Floyd Little, Paul Smith. Colorado Sports Hall of Fame Pro Athlete of the Year: Floyd Little.

1971—Pro Bowl: Floyd Little, Rich Jackson.

1970—Pro Bowl: Rich Jackson, All-Pro: Rich Jackson. Colorado Sports Hall of Fame Pro Athlete of the Year: Rich Jackson.

1969—All-AFL: Floyd Little, Rich Jackson. AFL All-Star Game: Rich Jackson, Al Denson, Mike Current, George Goeddeke, Floyd Little, Dave Costa.

1968—All-AFL: Rich Jackson. AFL All-Star Game: Floyd Little, Dave Costa, Rich Jackson.

1967—AFL All-Star Game: Al Denson, Larry Kaminski, Dave Costa, Nemiah Wilson.

1966—All-AFL: Bob Scarpitto. AFL All-Star Game: Bob Scarpitto, Jerry Sturm, Goose Gonsoulin, John Bramlett.

1965—All-AFL: Cookie Gilchrist, Lionel Taylor, Eldon Danenhauer. AFL All-Star Game: Eldon Danenhauer, Cookie Gilchrist.

1964—All-AFL: Willie Brown. AFL All-Star Game: Willie Brown, Jerry Sturm, Goose Gonsoulin, Jim Fraser.

1963—All-AFL: Goose Gonsoulin. AFL All-Star Game: Bud McFadin, Goose Gonsoulin.

1962—All-AFL: Bud McFadin, Goose Gonsoulin, Eldon Danenhauer, Bob Zeman. AFL All-Star Game: Eldon Danenhauer, Bud McFadin, Gene Mingo, Bob Zeman, Goose Gonsoulin, Jim Fraser, Lionel Taylor, Frank Tripucka. AFL Coach of the Year: Jack Faulkner (AP UPI).

1961—All-AFL: Lionel Taylor, Bud McFadin. AFL All-Star Game: Bud McFadin, Ken Adamson, Goose Gonsoulin, Don Stone.

1960—All-AFL: Lionel Taylor, Bud McFadin, Goose Gonsoulin.

ALL-TIME SCORES

REGULAR SEASON RESULTS

1960			1961		
Coach: Frank Filchcock			Coach: Frank Filchcock		
4-9-1	Attend.		3-11-0	Attend.	
13 At Boston	10 21,597		22 At Buffalo	10 16,636	
27 At Buffalo	21 15,229		17 At Boston	45 14,479	
24 At New York	28 20,462		28 At New York	35 14,381	
31 Oakland	14 18,372		19 At Oakland	33 8,361	
19 Los Angeles	23 19,141		12 Dallas	19 14,500	
31 Boston	24 12,683		27 Oakland	24 11,129	
14 Dallas	17 13,002		27 New York	10 12,508	
25 Houston	45 14,489		0 At San Diego	37 32,584	
7 At Dallas	34 21,000		14 Houston	55 11,564	
10 At Houston	20 20,778		16 San Diego	19 7,859	
38 Buffalo	38 7,785		10 Buffalo	23 7,645	
27 New York	30 5,861		14 At Houston	45 27,874	
33 At Los Angeles	41 9,928		24 Boston	28 9,303	
10 At Oakland	48 7,000		21 At Dallas	49 8,000	

1962			1963		
Coach: Jack Faulkner			Coach: Frank Faulkner		
7-7-0	Attend.		2-11-1	Attend.	
21 San Diego	21 28,000		7 Kansas City	59 21,115	
23 At Buffalo	20 30,577		14 At Houston	20 23,047	
16 At Boston	41 21,038		14 Boston	10 18,636	
32 At New York	10 17,213		50 San Diego	34 19,137	
44 Oakland	7 22,452		24 Houston	33 24,896	
23 At Oakland	6 7,000		21 At Boston	40 25,418	
20 Houston	10 34,496		35 At New York	35 22,553	
38 Buffalo	45 26,051		28 Buffalo	30 19,424	
23 At San Diego	20 20,827		17 At Buffalo	27 30,989	
29 Boston	33 28,187		9 New York	14 14,247	
3 Dallas	24 23,523		10 Oakland	26 14,763	
45 New York	46 15,776		21 At Kansas City	52 17,433	
17 At Houston	34 30,650		31 At Oakland	35 15,223	
10 At Dallas	17 19,137		20 At San Diego	58 31,312	

1964			1965		
Coach: Jack Faulkner (4 games) and Mac Speedie (10 games)			Coach: Mac Speedie		
2-11-1	Attend.		4-10-0	Attend.	
6 At New York	30 45,665		31 At San Diego	34 27,022	
13 At Buffalo	30 25,141		15 Buffalo	30 30,656	
17 Houston	38 22,155		27 At Boston	10 26,782	
10 Boston	39 17,851		16 New York	13 34,988	
33 Kansas City	27 16,885		23 Kansas City	31 31,001	
14 At San Diego	42 23,242		28 Houston	17 32,492	
7 At Oakland	40 16,825		13 At Buffalo	31 45,046	
39 Kansas City	49 15,053		10 At New York	45 55,572	
20 San Diego	31 19,670		21 San Diego	35 33,073	
20 New York	16 11,309		21 At Houston	21 28,126	
7 At Boston	12 24,979		20 Oakland	28 30,369	
20 Oakland	20 15,958		13 At Oakland	24 19,023	
19 Buffalo	30 14,431		20 Boston	28 27,207	
15 At Houston	34 15,839		35 At Kansas City	45 14,421	

1966			1967		
Coach: Mac Speedie (2 games) and Ray Malavasi (12 games)			Coach: Lou Saban		
4-10-0	Attend.		3-11-0	Attend.	
7 At Houston	45 30,156		26 Boston	21 35,488	
10 Boston	24 25,160		0 At Oakland	51 25,423	
7 New York	16 28,770		21 At Miami	35 29,381	
40 Houston	38 27,203		24 New York	38 35,565	
10 At Kansas City	37 33,929		6 At Houston	10 21,798	
7 At Miami	24 23,393		16 Buffalo	17 35,188	
10 Kansas City	56 26,196		21 San Diego	33 34,465	
17 At San Diego	24 25,819		9 At Kansas City	52 44,002	
17 At Boston	10 18,154		17 Oakland	21 29,043	
3 Oakland	17 26,703		18 Houston	20 30,392	
20 San Diego	17 24,860		21 At Buffalo	20 30,891	
17 Miami	7 33,306		20 At San Diego	24 34,586	
10 At Oakland	28 31,765		33 At New York	24 61,615	
21 At Buffalo	38 40,583		24 Kansas City	38 31,660	

REGULAR SEASON RESULTS

1968

Coch: Lou Saban	5-9-0	Attend.	Coch: Lou Saban	5-8-1	Attend.
10 At Cincinnati	24	25,049	26 Boston	21	35,488
2 At Kansas City	34	45,821	21 New York	19	50,583
17 Boston	20	37,024	28 At Buffalo	41	40,302
10 Cincinnati	7	41,257	13 Kansas City	26	50,564
21 At New York	13	62,052	14 Oakland	24	49,511
24 At San Diego	55	42,953	30 At Cincinnati	23	27,920
21 Miami	14	44,115	21 At Houston	24	45,348
35 At Boston	14	18,304	13 San Diego	0	45,511
7 Oakland	43	50,002	10 At Oakland	41	54,416
17 At Houston	38	36,075	20 Houston	20	45,002
34 Buffalo	32	35,201	24 At San Diego	45	34,664
23 San Diego	47	35,312	17 At Kansas City	31	48,773
27 At Oakland	33	47,754	24 At Miami	27	25,332
7 Kansas City	30	38,463	27 Cincinnati	16	42,196

1970

Coch: Lou Saban	5-8-1	Attend.	Coch: Lou Saban (9 games) and Jerry Smith (5 games)	4-9-1	Attend.
25 At Buffalo	10	34,882	10 Miami	10	51,200
16 Pittsburgh	13	50,705	13 At G. Bay (Milw.)	34	47,957
26 Kansas City	13	50,705	3 Kansas City	16	51,200
23 At Oakland	35	54,436	16 Oakland	27	51,200
24 Atlanta	10	50,705	20 San Diego	16	51,200
14 At San Francisco	19	39,515	27 At Cleveland	0	75,674
3 Washington	19	50,705	16 At Philadelphia	17	65,358
21 At San Diego	24	48,327	20 Detroit	24	51,200
19 Oakland	24	50,959	10 Cincinnati	24	51,200
31 At New Orleans	6	66,837	10 At Kansas City	28	49,945
21 At Houston	31	35,733	22 At Pittsburgh	10	39,710
0 At Kansas City	16	50,454	6 Chicago	3	51,200
17 San Diego	17	50,959	17 At San Diego	45	44,347
13 Cleveland	27	51,001	13 At Oakland	21	54,651

1972

Coch: John Ralston	5-9-0	Attend.	Coch: John Ralston	7-5-2	Attend.
30 Houston	17	51,656	28 Cincinnati	10	49,059
14 At San Diego	37	49,048	34 San Francisco	36	50,966
24 Kansas City	45	51,656	14 Chicago	33	51,159
10 At Cincinnati	21	55,812	14 At Kansas City	16	71,414
20 Minnesota	23	51,656	48 At Houston	20	32,801
30 At Oakland	23	53,551	23 Oakland	23	51,270
20 Cleveland	27	51,656	40 At N.Y. Jets	28	55,108
17 At N.Y. Giants	29	62,689	17 At St. Louis	17	46,567
16 At Los Angeles	10	65,398	30 San Diego	19	51,034
20 Oakland	37	51,656	23 At Pittsburgh	13	48,580
20 At Atlanta	23	58,850	14 Kansas City	10	51,331
21 At Kansas City	24	66,725	10 Dallas	22	51,508
38 San Diego	13	51,473	42 At San Diego	28	44,954
45 New England	21	51,656	17 At Oakland	21	51,910

1974

Coch: John Ralston	7-6-1	Attend.	Coch: John Ralston	6-8-0	Attend.
10 Los Angeles	17	51,121	37 Kansas City	33	51,858
35 Pittsburgh (OT)	35	51,068	23 Green Bay	13	51,621
3 At Washington	30	54,395	14 At Buffalo	38	79,864
17 At Kansas City	14	67,298	9 At Pittsburgh	20	49,164
33 New Orleans	17	50,881	16 Cleveland	15	52,590
27 San Diego	7	50,928	13 At Kansas City	26	70,043
21 At Cleveland	23	60,478	17 Oakland	42	52,868
17 Oakland	28	45,946	16 Cincinnati	17	49,919
17 At Baltimore	6	33,244	27 At San Diego	17	26,048
34 Kansas City	42	50,236	21 At Atlanta	35	28,686
20 At Oakland	17	51,224	13 San Diego (OT)	10	46,802
31 At Detroit	27	51,157	10 At Oakland	17	51,075
37 Houston	14	47,142	25 Philadelphia	10	37,080
0 At San Diego	17	36,571	13 At Miami	14	43,064

REGULAR SEASON RESULTS

1976

Coch: John Ralston	9-5-0	Attend.	Coch: Red Miller	12-2-0	Attend.
7 At Cincinnati	17	53,464	7 St. Louis	0	75,002
46 New York Jets	3	62,660	26 Buffalo	6	74,897
44 Cleveland	13	62,975	24 At Seattle	13	53,108
26 San Diego	0	63,369	23 Kansas City	7	74,878
3 At Houston	17	47,928	30 At Oakland	7	53,616
10 Oakland	17	63,431	24 At Cincinnati	13	54,305
35 At Kansas City	26	57,961	14 Oakland	24	75,007
6 At Oakland	19	52,169	21 Pittsburgh	7	74,967
48 Tampa Bay	13	62,703	17 At San Diego	14	45,211
17 At San Diego	0	32,017	14 At Kansas City	7	54,050
14 New York Giants	13	63,151	27 Baltimore	13	74,939
14 At New England	38	61,128	24 At Houston	14	46,875
17 Kansas City	16	58,170	17 San Diego	9	74,905
28 At Chicago	14	44,459	6 At Dallas	14	63,752

Playoffs

34 Pittsburgh	21	75,011
20 Oakland	17	74,982

Super Bowl

10 Dallas	27	76,400
-----------	----	--------

1978

Coch: Red Miller	10-6-0	Attend.	Coch: Red Miller	10-6-0	Attend.
14 Oakland	6	74,904	10 Cincinnati	0	74,788
9 At Minnesota (OT)	12	46,508	9 Los Angeles	13	74,884
27 San Diego	14	74,983	20 At Atlanta (OT)	17	57,677
23 At Kansas City (OT)	17	60,593	37 Seattle	34	74,897
28 Seattle	7	74,989	3 At Oakland	27	52,632
0 At San Diego	23	50,077	7 San Diego	0	74,997
16 Chicago	7	75,008	24 At Kansas City	10	74,292
6 At Baltimore	7	54,057	7 At Pittsburgh	42	49,699
20 At Seattle (OT)	17	62,948	20 Kansas City	3	74,908
28 New York Jets	31	74,983	10 New Orleans	3	74,482
19 At Cleveland	7	70,856	45 New England	10	74,379
16 Green Bay	3	74,965	38 At San Francisco	28	42,910
14 At Detroit	17	71,785	10 Oakland	14	74,186
21 At Oakland	6	53,932	19 At Buffalo	16	37,886
24 Kansas City	3	74,149	23 At Seattle	28	60,038
17 Pittsburgh	21	74,104	7 At San Diego	17	51,906

Playoffs

10 At Pittsburgh	33	48,921
7 At Houston	13	48,776

1980

Coch: Red Miller	8-8-0	Attend.	Coch: Dan Reeves	10-6-0	Attend.
6 At Philadelphia	27	70,307	9 Oakland	7	74,796
41 Dallas	20	74,919	10 At Seattle	13	58,513
13 San Diego	30	74,970	28 Baltimore	10	74,804
14 At New England	23	59,602	42 San Diego	24	74,844
19 At Cleveland	16	81,065	17 At Oakland	0	51,035
20 Washington	17	74,657	27 Detroit	21	74,816
17 Kansas City	23	74,459	14 Kansas City	28	74,672
14 At N.Y. Giants	9	67,598	7 At Buffalo	9	77,757
16 Houston	20	74,717	19 Minnesota	17	74,834
20 At San Diego	13	51,435	23 Cleveland (OT)	20	74,850
31 New York Jets	24	72,114	24 At Tampa Bay	7	64,518
36 Seattle	20	73,274	21 At Cincinnati	38	57,207
3 At Oakland	9	51,583	17 At San Diego	34	51,533
14 At Kansas City	31	40,237	16 Kansas City	13	74,744
21 Oakland	24	73,974	23 Seattle	13	74,527
25 At Seattle	17	51,853	24 At Chicago	35	40,125

REGULAR SEASON RESULTS

1982

Coch: Dan Reeves	2-7-0	Attend.
3 San Diego	23	73,564
24 San Francisco	21	73,899
10 Seattle	17	73,916
20 At San Diego	30	47,629
27 Atlanta	34	73,984
27 At L.A. Rams	24	48,112
16 Kansas City	37	74,192
10 At L.A. Raiders	27	44,160
11 At Seattle	13	43,145

1983

Coch: Dan Reeves	9-7-0	Attend.
14 At Pittsburgh	10	58,231
17 At Baltimore	10	52,611
10 Philadelphia	13	74,201
7 L.A. Raiders	22	74,269
14 At Chicago	31	58,211
26 At Houston	14	44,201
24 Cincinnati	17	74,301
14 San Diego	6	74,581
27 Kansas City	24	74,640
19 At Seattle	27	64,761
20 At L.A. Raiders	22	51,941
38 Seattle	27	74,710
7 At San Diego	31	43,650
27 Cleveland	6	70,911
21 Baltimore	19	74,854
17 At Kansas City	48	11,377

Playoffs

7 At Seattle	31	60,751
--------------	----	--------

1984

Coch: Dan Reeves	13-3-0	Attend.
20 Cincinnati	17	74,178
0 At Chicago	27	54,335
24 At Cleveland	14	61,980
21 Kansas City	0	74,263
16 L.A. Raiders	13	74,833
28 At Detroit	7	55,836
17 Green Bay	14	62,546
37 At Buffalo	7	31,204
22 At L.A. Raiders	19	91,020
26 New England	19	74,908
16 At San Diego	13	53,162
42 Minnesota	21	74,716
24 Seattle	27	74,922
13 At Kansas City	16	38,494
16 San Diego	13	74,867
31 At Seattle	14	64,411



ALL-TIME PRE-SEASON RESULTS

1960 (0-5)

6 Boston 43 (Providence, R.I.)
14 Buffalo 31 (Rochester)
3 At Houston 42
0 Dallas 48 (Little Rock)
30 At Los Angeles 36

1961 (1-4)

13 At Dallas 31 (Midland, Tex.)
48 Oakland 21 (Spokane)
27 At Dallas 29 (Ft. Worth)
10 Houston 42 (Mobile)
12 At Oakland 49

1963 (2-3)

27 Houston 10
10 At Oakland 35
31 San Diego 25
16 At Kansas City 30
14 Buffalo 21 (Winston-Salem)

1965 (1-4)

24 Kansas City 30
27 Oakland 17 (Salt Lake City)
6 San Diego 21
3 Houston 25 (San Antonio)
20 Oakland 30 (Sacramento)

1967 (3-1)

2 Miami 19 (Akron)
13 Detroit 7
14 Minnesota 9
21 Oakland 17 (N. Platte, Neb.)

1969 (1-4)

6 At Minnesota 26
22 New Orleans 28
19 San Francisco 15
10 Boston 26 (Jacksonville)
11 At Cincinnati 13

1971 (1-4)

13 Washington 17
10 Atlanta 27 (Memphis)
17 San Francisco 33 (Spokane)
14 Minnesota 7
17 At Chicago 33

1973 (2-3)

10 At Washington 14
38 St. Louis 17
7 At San Francisco 43
16 Buffalo 14
10 Baltimore 17

1975 (3-3)

20 Baltimore 23
21 At New Orleans 24
27 Houston 21
13 At Chicago 0
10 At San Francisco 44
21 St. Louis 17

1977 (5-1)

14 Baltimore 8
15 St. Louis 7
10 At Atlanta 2
24 At Philadelphia 28
27 At Seattle 10
20 At San Francisco 0

1962 (2-2)

17 Houston 33 (Atlanta)
24 At San Diego 31
27 At Dallas 24
41 At Oakland 12 (Stockton, CA)

1964 (2-3)

20 At San Diego 34
7 Oakland 20
32 At Houston 20
10 Kansas City 14 (Ft. Worth)
28 Boston 17

1966 (1-3)

30 Kansas City 32
3 At Buffalo 25
28 Miami 16 (Memphis)
21 Oakland 52

1968 (2-3)

15 Cincinnati 13
16 Minnesota 39
6 San Francisco 22
6 San Diego 3 (San Antonio)
7 Oakland 23 (Portland)

1970 (3-2)

26 St. Louis 16
7 Baltimore 24
7 S. Francisco 23 (Eugene, Ore.)
30 Chicago 17
16 Boston 14 (Salt Lake City)

1972 (2-3)

0 At Washington 41
13 At St. Louis 17
27 At San Francisco 24
49 New England 24
13 Baltimore 20

1974 (4-2)

19 New York Jets 41
27 Minnesota 21
10 At San Francisco 3
31 At Green Bay 21
27 New England 21 (At Spokane)
14 Atlanta 20

1976 (5-2)

10 Detroit 7 (Hall of Fame Game at Canton, Ohio)
14 Chicago 15
7 At San Francisco 17
13 At Dallas 9
52 Seattle 7
21 At St. Louis 17
30 Minnesota 17

ALL-TIME PRE-SEASON RESULTS (Continued)

1978 (2-2)

- 17 At Houston 12
- 14 Dallas 21
- 23 At Buffalo 13
- 13 San Francisco 24

1980 (2-2)

- 17 Cincinnati 6
- 6 At New York Giants 9
- 13 Los Angeles 26
- 38 At Green Bay 0

1982 (4-0)

- 33 At Los Angeles Rams 20
- 17 Miami 14
- 27 Minnesota 17
- 20 At New York Jets 13

1984 (3-1)

- 13 Washington 16
- 21 San Francisco 20
- 31 Indianapolis 0
- 24 At Atlanta 13

1979

- 6 At Dallas 7
- 13 Washington 6
- 21 At San Francisco 0
- 20 New England 17 (OT)

1981 (2-2)

- 7 New York Jets 33
- 14 At Miami 24
- 17 Green Bay 7
- 24 At Cincinnati 20

1983 (3-1)

- 10 Seattle 7
- 21 Atlanta 10
- 19 Cleveland 10
- 3 At Minnesota 34

REGULAR SEASON SERIES RECORDS

ATLANTA FALCONS

- 1970—At Den 24, Atl 10
 - 1972—At Atl 23, Den 20
 - 1975—At Atl 35, Den 21
 - 1979—Den 20, At Atl 17 (OT)
 - 1982—Atl 34, At Den 27
- (Broncos 2, Falcons 3)

BUFFALO BILLS

- 1960—Den 27, At Buf 21
 - 1960—At Den 38, Buf 38 (tie)
 - 1961—Den 22, At Buf 10
 - 1961—Buf 23, At Den 10
 - 1962—Den 23, At Buf 20
 - 1962—Buf 45, At Den 38
 - 1963—Buf 30, At Den 28
 - 1963—At Buf 27, Den 17
 - 1964—At Buf 30, Den 13
 - 1964—Buf 30, At Den 19
 - 1965—Buf 30, At Den 15
 - 1965—At Buf 31, Den 13
 - 1966—At Buf 38, Den 21
 - 1967—Buf 17, At Den 16
 - 1967—Den 21, At Buf 20
 - 1968—At Den 34, Buf 32
 - 1969—At Buf 41, Den 28
 - 1970—Den 25, At Buf 10
 - 1975—At Buf 38, Den 14
 - 1977—At Den 26, Buf 6
 - 1979—Den 19, At Buf 16
 - 1981—At Buf 9, Den 7
 - 1984—Den 37, At Buf 7
- (Broncos 9, Bills 13, 1 tie)

CHICAGO BEARS

- 1971—At Den 6, Chi 3
 - 1973—Chi 33, At Den 14
 - 1976—Den 28, At Chi 14
 - 1978—At Den 16, Chi 7
 - 1981—At Chi 35, Den 24
 - 1983—At Chi 31, Den 14
 - 1984—At Chi 27, Den 0
- (Broncos 3, Bears 4)

CINCINNATI BENGALS

- 1968—At Cin 24, Den 10
 - 1968—At Den 10, Cin 7
 - 1969—Den 30, At Cin 23
 - 1969—At Den 27, Cin 16
 - 1971—Cin 24, At Den 10
 - 1972—At Cin 21, Den 10
 - 1973—At Den 28, Cin 10
 - 1975—Cin 17, At Den 16
 - 1976—At Cin 17, Den 7
 - 1977—Den 24, At Cin 13
 - 1979—At Den 10, Cin 0
 - 1981—At Cin 38, Den 21
 - 1983—At Den 24, Cin 17
 - 1984—At Den 20, Cin 17
- (Broncos 8, Bengals 6)

CLEVELAND BROWNS

- 1970—Cle 27, At Den 13
 - 1971—Den 27, At Cle 0
 - 1972—Cle 27, At Den 20
 - 1974—At Cle 23, Den 21
 - 1975—At Den 16, Cle 15
 - 1976—At Den 44, Cle 13
 - 1978—Den 19, At Cle 7
 - 1980—Den 19, At Cle 16
 - 1981—At Den 23, Cle 20 (OT)
 - 1983—At Den 27, Cle 6
 - 1984—Den 24, At Cle 14
- (Broncos 8, Browns 3)

DALLAS COWBOYS

- 1973—Dal 22, At Den 10
 - 1977—At Dal 14, Den 6
 - 1980—At Den 41, Dal 20
- Broncos 1, Cowboys 2)

DETROIT LIONS

- 1971—Det 24, At Den 20
 - 1974—Den 31, At Det 27
 - 1978—At Det 17, Den 14
 - 1981—At Den 27, Det 21
 - 1984—Den 28, At Det 7
- (Broncos 3, Lions 2)

SERIES RECORDS (Continued)

GREEN BAY PACKERS

- 1971—At GB 34, Den 13
 - 1975—At Den 23, GB 13
 - 1978—At Den 16, GB 3
 - 1984—At Den 17, GB 14
- (Broncos 3, Packers 1)

HOUSTON OILERS

- 1960—Hou 45, At Den 25
 - 1960—At Hou 20, Den 10
 - 1961—Hou 55, At Den 14
 - 1961—At Hou 45, Den 14
 - 1962—At Den 20, Hou 10
 - 1962—At Hou 34, Den 17
 - 1963—At Hou 20, Den 14
 - 1963—Hou 33, At Den 24
 - 1964—Hou 38, At Den 17
 - 1964—At Hou 34, Den 15
 - 1965—At Den 28, Hou 17
 - 1965—Den 31, At Hou 21
 - 1966—At Hou 45, Den 7
 - 1966—At Den 40, Hou 38
 - 1967—At Hou 10, Den 6
 - 1967—Hou 20, At Den 18
 - 1968—At Hou 38, Den 17
 - 1969—At Hou 24, Den 21
 - 1969—At Den 20, Hou 20
 - 1970—At Hou 31, Den 21
 - 1972—At Den 30, Hou 17
 - 1973—Den 48, At Hou 20
 - 1974—At Den 37, Hou 14
 - 1976—At Hou 17, Den 3
 - 1977—Den 24, At Hou 14
 - 1980—Hou 20, At Den 16
 - 1983—Den 26, At Hou 14
- (Broncos 9, Oilers 17, 1 tie)

INDIANAPOLIS COLTS

- 1974—Den 17, At Bal 6
 - 1977—At Den 27, Bal 13
 - 1978—At Bal 7, Den 6
 - 1981—At Den 28, Bal 10
 - 1983—Den 17, At Bal 10
 - 1983—At Den 21, Bal 19
- (Broncos 5, Colts 1)

KANSAS CITY CHIEFS

(Dallas Texans 1960-62)

- 1960—Dal 17, At Den 14
- 1960—At Dal 34, Den 7
- 1961—Dal 19, At Den 12
- 1961—At Dal 49, Den 21
- 1962—Dal 24, At Den 3
- 1962—At Dal 17, Den 10
- 1963—KC 59, At Den 7
- 1963—At KC 52, Den 21
- 1964—At Den 33, KC 27
- 1964—At KC 49, Den 39
- 1965—KC 31, At Den 23
- 1965—At KC 45, Den 35
- 1966—At KC 37, Den 10
- 1966—KC 56, At Den 10
- 1967—At KC 52, Den 9
- 1967—KC 38, At Den 24
- 1968—At KC 34, Den 2
- 1968—KC 30, At Den 7
- 1969—KC 26, At Den 13
- 1969—At KC 31, Den 17
- 1970—At Den 26, KC 13
- 1970—At KC 16, Den 0
- 1971—KC 16, At Den 3
- 1971—At KC 28, Den 10
- 1972—KC 45, At Den 24
- 1972—At KC 24, Den 21
- 1973—At KC 16, Den 14
- 1973—At Den 14, KC 10

- 1974—Den 17, At KC 14
 - 1974—KC 42, At Den 34
 - 1975—At Den 37, KC 33
 - 1975—At KC 26, Den 13
 - 1976—Den 35, At KC 26
 - 1976—At Den 17, KC 16
 - 1977—At Den 23, KC 7
 - 1977—Den 14, At KC 7
 - 1978—Den 23, At KC 17 (OT)
 - 1978—At Den 24, KC 3
 - 1979—Den 24, At KC 10
 - 1979—At Den 20, KC 3
 - 1980—KC 23, At Den 17
 - 1980—At KC 31, Den 14
 - 1981—At KC 28, Den 14
 - 1981—At Den 16, KC 13
 - 1982—KC 37, At Den 16
 - 1983—At Den 27, KC 24
 - 1983—At KC 48, Den 17
 - 1984—At Den 21, KC 0
 - 1984—At KC 16, Den 13
- (Broncos 16, Chiefs 33)

LOS ANGELES RAIDERS

(Oakland Raiders 1960-81)

- 1960—At Den 31, Oak 14
 - 1960—At Oak 48, Den 10
 - 1961—At Oak 33, Den 19
 - 1961—At Den 27, Oak 24
 - 1962—At Den 44, Oak 7
 - 1962—Den 23, At Oak 6
 - 1963—Oak 26, At Den 10
 - 1963—At Oak 35, Den 31
 - 1964—At Oak 40, Den 7
 - 1964—At Den 20, Oak 20
 - 1965—Oak 28, At Den 20
 - 1965—At Oak 24, Den 13
 - 1966—Oak 17, At Den 3
 - 1966—At Oak 28, Den 10
 - 1967—At Oak 51, Den 0
 - 1967—Oak 21, At Den 17
 - 1968—Oak 43, At Den 7
 - 1968—At Oak 33, Den 27
 - 1969—Oak 24, At Den 14
 - 1969—At Oak 41, Den 10
 - 1970—At Oak 35, Den 23
 - 1970—Oak 24, At Den 19
 - 1971—Oak 27, At Den 16
 - 1971—At Oak 21, Den 13
 - 1972—Den 30, At Oak 23
 - 1972—Oak 37, At Den 20
 - 1973—At Den 23, Oak 23
 - 1973—At Oak 21, Den 17
 - 1974—Oak 28, At Den 17
 - 1974—Den 20, At Oak 17
 - 1975—Oak 42, At Den 17
 - 1975—At Oak 17, Den 10
 - 1976—Oak 17, At Den 10
 - 1976—At Oak 19, Den 3
 - 1977—Den 30, At Oak 7
 - 1977—Oak 24, At Den 14
 - 1978—At Den 14, Oak 6
 - 1978—Den 21, At Oak 6
 - 1979—At Oak 27, Den 3
 - 1979—Oak 14, At Den 10
 - 1980—At Oak 9, Den 3
 - 1980—Oak 24, At Den 21
 - 1981—At Den 9, Oak 7
 - 1981—Den 17, At Oak 0
 - 1982—At LA 27, Den 10
 - 1983—LA 22, At Den 7
 - 1983—At LA 22, Den 20
 - 1984—At Den 16, LA 13
 - 1984—Den 22, At LA 19 (OT)
- (Broncos 13, Raiders 34, 2 ties)

SERIES RECORDS (Continued)

LOS ANGELES RAMS

1972—Den 16, At LA 10
1974—LA 17, At Den 10
1979—LA 13, At Den 9
1982—Den 27, At LA 24
(Broncos 2, Rams 2)

MIAMI DOLPHINS

1966—At Mia 24, Den 7
1966—At Den 17, Mia 7
1967—At Mia 35, Den 21
1968—At Den 21, Mia 14
1969—At Mia 27, Den 24
1971—At Den 10, Mia 10
1975—At Mia 14, Den 13
(Broncos 2, Dolphins 4, 1 tie)

MINNESOTA VIKINGS

1972—Min 23, At Den 20
1978—At Min 12, Den 9 (OT)
1981—At Den 19, Min 17
1984—At Den 42, Min 21
(Broncos 2, Vikings 2)

NEW ENGLAND PATRIOTS (Boston Patriots 1960-70)

1960—Den 13, At Bos 10
1960—At Den 31, Bos 24
1961—At Bos 45, Den 17
1961—Bos 28, At Den 24
1962—At Bos 41, Den 16
1962—Bos 33, At Den 29
1963—At Den 14, Bos 10
1963—At Bos 40, Den 21
1964—Bos 39, At Den 10
1964—At Bos 12, Den 7
1965—Den 27, At Bos 10
1965—Bos 28, At Den 20
1966—Bos 24, At Den 10
1966—Den 17, At Bos 10
1967—At Den 26, Bos 21
1968—Bos 20, At Den 17
1968—Den 35, At Bos 14
1969—At Den 35, Bos 7
1972—At Den 45, NE 21
1976—At NE 38, Den 14
1979—At Den 45, NE 10
1980—At NE 23, Den 14
1984—At Den 26, NE 19
(Broncos 11, Patriots 12)

NEW ORLEANS SAINTS

1970—Den 31, At NO 6
1974—At Den 33, NO 17
1979—At Den 10, NO 3
(Broncos 3, Saints 0)

NEW YORK GIANTS

1972—At NY 29, Den 17
1976—At Den 14, NY 13
1980—Den 14, At NY 9
(Broncos 2, Giants 1)

NEW YORK JETS

(New York Titans 1960-62)

1960—At NY 28, Den 24
1960—NY 30, At Den 27
1961—At NY 35, Den 28
1961—At Den 27, NY 10
1962—Den 32, At NY 10
1962—NY 46, At Den 45
1963—Den 35, NY 35
1963—NY 14, At Den 9
1964—At NY 30, Den 6
1964—At Den 20, NY 16
1965—At Den 16, NY 13
1965—At NY 45, Den 10

1966—NY 16, At Den 7
1967—NY 38, At Den 24
1967—Den 33, At NY 24
1968—Den 21, At NY 13
1969—At Den 21, NY 19
1973—Den 40, At NY 28
1976—At Den 46, NY 3
1978—NY 31, At Den 28
1980—At Den 31, NY 24
(Broncos 10, Jets 10, 1 tie)

PHILADELPHIA EAGLES

1971—At Phi 17, Den 16
1975—At Den 25, Phi 10
1980—At Phi 27, Den 6
1983—Phi 13, At Den 10
(Broncos 1, Eagles 3)

PITTSBURGH STEELERS

1970—At Den 16, Pit 13
1971—Den 22, At Pit 10
1973—Den 23, At Pit 13
1974—At Den 35, Pit 35 (OT)
1975—At Pit 20, Den 9
1977—At Den 21, Pit 7
1978—Pit 21, At Den 17
1979—At Pit 42, Den 7
1983—Den 14, At Pit 10
(Broncos 5, Steelers 3, 1 tie)

SAN DIEGO CHARGERS

(Los Angeles Chargers 1960)

1960—LA 23, At Den 19
1960—At LA 41, Den 33
1961—At SD 37, Den 0
1961—SD 19, At Den 16
1962—At Den 30, SD 21
1962—Den 23, At SD 20
1963—At Den 50, SD 34
1963—At SD 58, Den 20
1964—At SD 42, Den 14
1964—SD 31, At Den 20
1965—At SD 34, Den 31
1965—SD 35, At Den 21
1966—At SD 24, Den 17
1966—At Den 20, SD 17
1967—SD 38, At Den 21
1967—At SD 24, Den 20
1968—At SD 55, Den 24
1968—SD 47, At Den 23
1969—At Den 13, SD 0
1969—At SD 45, Den 24
1970—At SD 24, Den 21
1970—At Den 17, SD 17
1971—At Den 20, SD 16
1971—At SD 45, Den 17
1972—At SD 37, Den 14
1972—At Den 38, SD 13
1973—At Den 30, SD 19
1973—Den 42, At SD 28
1974—At Den 27, SD 7
1974—At SD 17, Den 0
1975—Den 27, At SD 17
1975—At Den 13, SD 10 (OT)
1976—At Den 26, SD 0
1976—Den 17, At SD 0
1977—Den 14, At SD 10
1977—At Den 17, SD 9
1978—At Den 27, SD 14
1978—At SD 23, Den 0
1979—At Den 7, SD 0
1979—At SD 17, Den 7
1980—SD 30, At Den 13
1980—Den 20, At SD 13
1981—At Den 42, SD 24
1981—At SD 34, Den 17
1982—SD 23, At Den 3

SERIES RECORDS (Continued)

1982—At SD 30, Den 20
1983—At Den 14, SD 6
1983—At SD 31, Den 7
1984—At Den 16, SD 13
1984—Den 16, At SD 13
(Broncos 23, Chargers 26, 1 tie)

SAN FRANCISCO 49ERS

1970—At SF 19, Den 14
1973—SF 36, At Den 34
1979—Den 38, At SF 28
1982—At Den 24, SF 21
(Broncos 2, 49ers 2)

SEATTLE SEAHAWKS

1977—Den 24, At Sea 13
1978—At Den 28, Sea 7
1978—Den 20, At Sea 17 (OT)
1979—At Den 37, Sea 34
1979—At Sea 28, Den 23
1980—At Den 36, Sea 20
1980—Den 25, At Sea 17
1981—At Sea 13, Den 10
1981—At Den 23, Sea 13

1982—Sea 17, At Den 10
1982—At Sea 13, Den 11
1983—At Sea 27, Den 19
1983—At Den 38, Sea 27
1984—Sea 27, At Den 24
1984—Den 31, At Sea 14
(Broncos 9, Seahawks 6)

ST. LOUIS CARDINALS

1973—Den 17, At SL 17
1977—At Den 7, SL 0
(Broncos 1, Cardinals 0, 1 tie)

TAMPA BAY BUCCANEERS

1976—At Den 48, TB 13
1981—Den 24, At TB 7
(Broncos 2, Buccaneers 0)

WASHINGTON REDSKINS

1970—Was 19, At Den 3
1974—At Was 30, Den 3
1980—At Den 20, Was 17
(Broncos 1, Redskins 2)

Nineteen-eighty-four was the 25th anniversary season for the Denver Broncos, one of the eight original American Football League teams and a member of the National Football League since the 1970 merger between the two leagues.

Since the merger the Broncos are, in terms of won-lost record:

- the fourth most successful team in the American Football Conference.
- the eighth most successful team in the NFL.
- the second most successful team of the original AFL franchises.
- one of only 10 teams to post a winning record.

Following are the standings of the 10 most successful teams since the AFL-NFL merger, as well as the standings of the eight original AFL teams from 1970-1984.

The National Football League (1970-84)

Team	W	L	T	Pct.	Winning Seasons
Miami	156	59	2	.724	13
Dallas	156	61	0	.719	15
L.A. Raiders	149	62	6	.700	14
Pittsburgh	141	75	1	.652	12
Washington	138	78	1	.638	11
L.A. Rams	136	75	4	.636	12
Minnesota	131	84	2	.608	10
Denver	117	95	5	.551	9
Cincinnati	114	103	0	.525	8
San Francisco	111	104	2	.516	8

Original American Football League Teams (1970-84)

Team	W	L	T	Pct.	Winning Seasons
L.A. Raiders	149	62	6	.700	14
Denver	117	95	5	.551	9
San Diego	98	114	5	.463	5
New England	100	117	0	.461	7
Kansas City	94	118	5	.445	5
New York Jets	88	128	1	.408	2
Buffalo	85	130	2	.396	5
Houston	84	131	2	.392	5

PLAYOFF HISTORY

1983 WILD CARD PLAYOFF GAME

SEATTLE 31, DENVER 7

SEATTLE, Wash., Dec. 24—Seattle broke open a close contest with two second-half Dave Krieg touchdown passes as the Seahawks beat Denver 31-7 in the AFC Wild Card playoff game. Seattle scored on its first possession of the day with a 17-yard pass from Krieg to Steve Largent. Later in the first quarter, Denver mounted a nine-play, 76-yard drive, scoring on a 13-yard pass from Steve DeBerg to Jesse Myles. Seattle cornerback Kerry Justin intercepted a DeBerg pass on Denver's next drive and the Seahawks drove to the Denver 20-yard line, with Norm Johnson converting a 37-yard field goal. Denver then drove down to the Seattle four-yard line, but Gerald Willhite fumbled and Seattle recovered, and then ran the remaining time off the clock. The second half belonged to the Seahawks as Krieg passed for two touchdowns and running back David Hughes ran for another, making the final score. 31-7.

Denver	7	0	0	0	—	7
Seattle	7	3	7	14	—	31

Sea—Largent 17 pass from Krieg.
(Johnson kick)
Den—Myles 13 pass from DeBerg.
(Karlis kick)
Sea—Metzelaars 5 pass from Krieg.
(Johnson kick)
Sea—Johns 18 pass from Krieg.
(Johnson kick)
Sea—Hughes 2 run. (Johnson kick)
Attendance—60,752

Team Statistics	Den	Sea
First downs	21	17
Total net yards	360	324
Net yards rushing	125	145
Net yards passing	235	179
Total plays	69	53
Passes	24-34-2	12-13-0
Return yards	128	146
Penalty yards	35	34

INDIVIDUAL STATISTICS

Denver

RUSHING—Winder 16-59, Poole 7-25, Elway 3-16, Willhite 5-16, Sampson 1-8, Watson 1-1. **RECEIVING**—Myles 7-73, Watson 4-51, Poole 4-17, Sampson 3-52, Winder 2-13, Thomas 1-19, Egloff 1-16, Wilson 1-12, Willhite 1-1. **PASSING**—DeBerg 14-19-1, 131 yards. Elway 10-15-1, 123 yards.

Seattle

RUSHING—Warner 23-99, Hughes 3-16, Bryant 5-15, Krieg 3-9, Dixon 3-4, Zorn 1-2. **PASSING**—Krieg 12-13-0, 200 yards. **RECEIVING**—Largent 4-76, Warner 3-22, Johns 2-59, Young 2-38, Metzelaars 1-5.

1979 WILD CARD PLAYOFF GAME

HOUSTON 13, DENVER 7

HOUSTON, Tex., Dec. 23—Toni Fritsch kicked two field goals to provide the margin of victory as the Houston Oilers played strong second half defense and defeated the Broncos, 13-7, earning the Oilers advancement in the American Football Conference playoffs.

Fritsch opened the scoring with a 31-yard first period field goal, but Denver came back to take a 7-3 lead on a seven-yard pass from Craig Morton to running back Dave Preston, an 80-yard drive that took the Broncos 13 plays.

Houston went ahead to stay on a three-yard burst by Earl Campbell at 14:14 of the second period. However, Campbell was injured on the play and did not return to action in the second half. Oiler quarterback Dan Pastorini and wide receiver Ken Burrough also left the contest due to injuries, both early in the second half, putting a severe crimp in the Houston attack. But the Broncos were able to move the ball for only 216 yards total offense, and the tenacious Houston defense sacked Morton six times for 40 yards in losses as the Oilers held on to win.

Linebacker Bob Swenson intercepted a Gifford Nielsen pass at the Oiler 26-yard line midway through the fourth period, but two sacks of Morton led to a 50-yard field goal attempt by Fred Steinfort. Steinfort's kick hit the upright, and the Oilers later drove for a second field goal by Fritsch, this one of 20 yards, providing the final victory margin.

Denver drove to the Houston 27 at the two minute mark, but the Oiler defense again rose to the occasion to stifle the threat and secure the win, eliminating the Broncos from the playoffs.

Denver	7	0	0	0	—	7
Houston	3	7	0	3	—	13

Hou—Fritsch 31 FG
Den—Preston 7 pass from Morton
(Turner kick)
Hou—Campbell 3 run (Fritsch kick)
Hou—Fritsch 20 FG
Attendance—48,776

Team Statistics	Den	Hou
First downs	17	15
Total net yards	216	282
Net yards rushing	112	135
Net yards passing	104	147
Total plays	65	65
Passes	14-27-1	10-22-2
Return yards	37	57
Penalty yardage	70	19

INDIVIDUAL STATISTICS

Denver

RUSHING—Armstrong 12-51, Preston 9-24, Jensen 4-5, Canada 4-29, Upchurch 1-3, Morton 2-0. **PASSING**—Morton 14-27-1, 144 yards. **RECEIVING**—Armstrong 2-22, Egloff 1-17, Preston 4-40, Moses 3-47, Jensen 1-11, Canada 1-4, Odoms 2-3.

Houston

RUSHING—Campbell 16-50, T. Wilson 8-21, Coleman 2-5, Carpenter 16-59. **PASSING**—Pastorini 8-18-1, 149 yards; Nielsen 2-4-1, 9 yards. **RECEIVING**—Coleman 1-41, Carpenter 3-26, Barber 1-31, T. Wilson 4-53, Campbell 1-7.

1978 DIVISIONAL PLAYOFF GAME

PITTSBURGH 33, DENVER 10

PITTSBURGH, Pa., Dec. 30—Two fourth quarter touchdown passes by Pittsburgh quarterback Terry Bradshaw lifted the Steelers to a 33-10 victory over the Denver Broncos and into the American Football Conference championship game.

Bradshaw's scoring tosses included a 45-yard bomb to John Stallworth and a 38-yarder to Lynn Swann, capping a brilliant performance by the Pittsburgh passer.

The Broncos took the early lead on a 37-yard Jim Turner field goal, but Pittsburgh's Franco Harris ran one and 18 yards for touchdowns and Roy Gerela kicked a 24-yard field goal to give the Steelers a 16-3 advantage. Denver cut the margin to 16-10 on a three-yard Dave Preston TD, but Gerela kicked another field goal to make the halftime margin 19-10. Denver threatened to come closer in the third period, but Turner's 29-yard field goal attempt was blocked, and Bradshaw's passing sealed Denver's fate early in the final stanza. The Steelers rolled to 425 yards total offense, with Bradshaw accounting for 272 through the air, 156 on ten receptions by Stallworth. The eventual World Champion Steelers limited the Broncos' ground game to just 87 yards in earning the right to play the Houston Oilers for the AFC crown the following week.

Denver	3	7	0	0	—	10
Pittsburgh	6	13	0	14	—	33

Team Statistics	Den	Pit
First downs	15	24
Total net yards	218	425
Net yards rushing	87	153
Net yards passing	131	272
Total plays	55	69
Passes	12-22-0	16-29-1
Return yards	110	93
Penalty yardage	104	88

Den—Turner 37 FG
Pit—Harris 1 run (kick failed)
Pit—Harris 18 run (Gerela kick)
Pit—Gerela 24 FG
Den—Preston 3 run (Turner kick)
Pit—Gerela 27 FG
Pit—Stallworth 45 pass from Bradshaw
(Gerela kick)
Pit—Swann 38 pass from Bradshaw
(Gerela kick)
Attendance—48,921

INDIVIDUAL STATISTICS

Denver

RUSHING—Keyworth 6-12, Lytle 5-6, Canada 1-3, Perrin 6-6, Preston 4-14, Weese 4-43, Armstrong 1-3. **PASSING**—Morton 3-5-0, 34 yards; Weese 8-16-0, 118 yards; Dilts 1-1-0, 16 yards. **RECEIVING**—Moses 2-33, Dolbin 4-77, Lytle 1-(-1), Perrin 2-16, Odoms 1-24, Preston 2-19.

Pittsburgh

RUSHING—Harris 24-105, Bleier 8-26, Bradshaw 2-4, Thornton 2-4, Moser 2-6, J. Smith 1-4, Deloplane 1-4. **PASSING**—Bradshaw 16-29-1, 272 yards. **RECEIVING**—Stallworth 10-156, Grossman 4-64, Swann 2-52.

1978 SUPER BOWL XII

DALLAS 27, DENVER 10

NEW ORLEANS, La., Jan. 15—The Dallas Cowboys evened their Super Bowl record at 2-2 by defeating the Denver Broncos 27-10 before a sellout crowd of 76,400, plus 90 million television viewers, the largest audience ever to watch a sporting event. Dallas converted two pass interceptions by safety Randy Hughes and cornerback Aaron Kyle into 10 points and Efen Herrera added a 35-yard field goal to give the Cowboys at 13-0 halftime advantage. The Denver offense had trouble getting untracked against the hard-hitting Cowboy defense. The Broncos lost three fumbles and were intercepted twice on their last five possessions of the first half. The Broncos came back momentarily at the outset of the third period. Craig Morton engineered a drive to the Cowboys 30-yard line from where Jim Turner booted a 47-yard field goal to make the score 13-3. After an exchange of punts, Dallas wide receiver Butch Johnson made a spectacular diving catch in the end zone to complete a 45-yard pass from Roger Staubach to put the Cowboys ahead 20-3. However, the momentum swung back to the Broncos as Rick Upchurch returned the kickoff 67 yards to the Dallas 26. On the second play of the series, Norris Weese relieved Craig Morton at quarterback. Morton, who was intercepted only eight times during the regular season, had thrown a Super Bowl record four interceptions. Weese guided the Broncos to a touchdown—a one-yarder by Ron Lytle—to cut the Dallas lead to 20-10 with 5:39 left in the third quarter. Dallas clinched the victory when running back Robert Newhouse threw a 29-yard touchdown pass to Golden Richards on an option play with 7:04 remaining in the game. It was the first pass thrown by Newhouse since the 1975 regular season. The Cowboys offense amassed 325 yards while the defense limited the Broncos to 156 in a game which saw the Cowboys control the ball 38:34 to Denver's 21:26. Roger Staubach completed 17 of 25 passes for 183 yards while Harvey Martin and Randy White, who were named Co-MVPs, led the Cowboys defense which recovered four fumbles and intercepted four passes.

Dallas	10	3	7	7	—	27
Denver	0	0	10	0	—	10

	Team Statistics	Dal	Den
Dal—Dorsett 3 run (Herrera kick)	First downs	17	11
Dal—FG Herrera 35	Total net yards	325	156
Dal—FG Herrera 43	Net yards rushing	143	121
Den—FG Turner 47	Net yards passing	182	35
Dal—Johnson 45 pass from Staubach (Herrera kick)	Total plays	71	58
Den—Lytle 1 run (Turner kick)	Passes	19-28-0	8-25-4
Dal—Richards 29 pass from Newhouse (Herrera kick)	Return yards	97	195
Attendance—76,400	Penalty yardage	94	60

INDIVIDUAL STATISTICS

Dallas

RUSHING—Johnson 1-(-9), Dorsett 15-66, Newhouse 14-55, P. Pearson 3-11, Staubach 3-6, White 1-13, Laidlaw 1-1. **PASSING**—Staubach 17-25-0, 183 yards; White 1-2-0, 5 yards; Newhouse 1-1-0, 29 yards. **RECEIVING**—P. Pearson 5-37, Dorsett 2-11, DuPree 4-66, Newhouse 3-(-1), Johnson 2-53, Richards 2-38, D. Pearson 1-13.

Denver

RUSHING—Keyworth 5-9, Armstrong 7-27, Lytle 10-35, Perrin 3-8, Jensen 1-16, Weese 3-26. **PASSING**—Morton 4-15-4, 39 yards; Weese 4-10-0, 22 yards. **RECEIVING**—Moses 1-21, Perrin 1-(-7), Dolbin 2-24, Odoms 2-9, Jensen 1-5, Upchurch 1-9.

1978 AFC CHAMPIONSHIP

DENVER 20, OAKLAND 17

DENVER, Colo., Jan. 1—Denver quarterback Craig Morton threw two touchdown passes to Haven Moses as the Broncos defeated the defending NFL Champion Oakland Raiders 20-17 and moved into their first Super Bowl. Morton, who was drafted and spent nine-and-a-half years with the Cowboys, would face his former Dallas teammates after completing 10 of 20 passes for 224 yards. It would be the second meeting in five weeks for these two teams—Dallas won 14-6 in the regular season finale as Morton played only the opening series due to a bruised hip. On a sunny, 18-degree day before 74,982 Denver partisans, the Raiders scored on their initial possession as Errol Mann kicked a 20-yard field goal to climax an 18-play drive. Morton hit Moses on their first scoring hookup two plays later on a 74-yard touchdown bomb, and the Broncos were on top to stay. Denver took advantage of two Oakland turnovers in the second half to win its second game in three meetings with the Raiders during the 1977 season. Defensive end Brison Manor recovered running back Clarence Davis' fumble at the Oakland 17 and running back Jon Keyworth scored from the 1-yard line to increase the margin to 14-3 in the third quarter. Oakland quarterback Ken Stabler hit tight end Dave Casper on the first of two scoring passes to narrow the lead to 14-10 with 39 seconds elapsed in the final period. But on Oakland's next possession, linebacker Bob Swenson intercepted a Stabler pass and ran to the Raiders' 14. Morton then threw 12 yards to Moses for the Broncos' final touchdown. Oakland finished the scoring on the next series as Stabler threw 17 yards to Casper for the game's last touchdown. Denver controlled the ball for the final 3:08 and gave Red Miller the AFC title in his first year as a head coach. Moses, a 10-year veteran, had five receptions for 168 yards. The Denver defense, which was No. 1 against the rush in the NFL during the regular season, held the Raiders to 94 yards on the ground.

Oakland	3	0	0	14	—	17
Denver	7	0	7	6	—	20

	Team Statistics	Oak	Den
Oak—FG Mann 20	First downs	20	16
Den—Moses 74 pass from Morton (Turner kick)	Total net yards	298	308
Den—Keyworth 1 run (Turner kick)	Net yards rushing	94	91
Oak—Casper 7 pass from Stabler (Mann kick)	Net yards passing	204	217
Den—Moses 12 pass from Morton (pass failed)	Total plays	72	58
Oak—Casper 17 pass from Stabler (Mann kick)	Passes	17-35-1	10-20-1
Attendance—74,982	Return yards	152	93
	Penalty yardage	6	46

INDIVIDUAL STATISTICS

Oakland

RUSHING—Davis 9-1, van Eeghen 20-71, Banaszak 7-22. **PASSING**—Stabler 17-35-1. **RECEIVING**—van Eeghen 2-8, Biletznikoff 4-38, Branch 3-59, Casper 5-71, Siani 1-12, Banaszak 1-2, Bradshaw 1-25.

Denver

RUSHING—Keyworth 8-19, Lytle 7-26, Perrin 11-42, Armstrong 7-16, Morton 2-(-4), Jensen 1-2, Moses 1-(-10). **PASSING**—Morton 10-20-1, 224 yards. **RECEIVING**—Moses 5-168, Perrin 2-20, Odoms 1-13, Keyworth 1-3, Jensen 1-20.

1977 DIVISIONAL PLAYOFF GAME

DENVER 34, PITTSBURGH 21

DENVER, Colo., Dec. 24—After ties at 7, 14, and 21, veteran Jim Turner kicked a 44-yard field goal to put Denver ahead to stay as the Broncos—in their first playoff game ever—beat the perennial AFC Central Champion Steelers. Leading 24-21, the Broncos capped their victory with two fourth-quarter interceptions by linebacker Tom Jackson, the last of which set up Craig Morton's 34-yard game-clinching touchdown pass to Jack Dolbin. Denver capitalized on a blocked punt and a fumble recovery for two scores in the first half, which ended 14-14. Morton and Steeler quarterback Terry Bradshaw traded touchdown passes in the second half before Turner's kick, Jackson's interceptions, and Morton's arm kept Pittsburgh from the AFC title game for the first time in four years. The Denver victory set up a third game between the AFC Western Champion Broncos and the AFC Wild Card Raiders, who split two regular season games.

Pittsburgh	0	14	0	7	—	21
Denver	7	7	7	13	—	34

	Team Statistics	Pit	Den
Den—Lytle 7 run (Turner kick)	First downs	18	15
Pit—Bradshaw 1 run (Gerela kick)	Total net yards	304	258
Den—Armstrong 10 run (Turner kick)	Net yards rushing	127	103
Pit—Harris 1 run (Gerela kick)	Net yard passing	177	155
Den—Odoms 30 pass from Morton (Turner kick)	Total plays	76	61
Pit—Brown 1 pass from Bradshaw (Gerela kick)	Passes	19-37-3	11-23-0
Den—FG Turner 44	Return yards	135	161
Den—FG Turner 25	Penalty yardage	67	20
Den—Dolbin 34 pass from Morton (Turner kick)			
Attendance—75,011			

INDIVIDUAL STATISTICS

Pittsburgh

RUSHING—Harris 28-92, Bleier 7-14, Bradshaw 4-21. **PASSING**—Bradshaw 19-37-3, 177 yards. **RECEIVING**—Harris 4-20, Cunningham 3-42, Swann 1-6, Stallworth 4-80, Bleier 2-10, Brown 1-1, Maxson 3-11, Grossman 1-7.

Denver

RUSHING—Lytle 12-26, Keyworth 5-20, Jensen 4-13, Armstrong 11-44, Morton 5-0. **PASSING**—Morton 11-23-0, 164 yards. **RECEIVING**—Jensen 2-33, Odoms 5-43, Moses 2-45, Armstrong 1-9, Dolbin 1-34.

BRONCOS COACHING HISTORY

BRONCO COACHING RECORDS

Season	Coach	Record
1960	Frank Filchock	4-9-1
1961	Frank Filchock	3-11-0
	Filchock's totals	7-20-1 .268
1962	Jack Faulkner	7-7-0
1963	Jack Faulkner	2-11-1
1964	Jack Faulkner	0-4-0
	Faulkner's totals	9-22-1 .297
1964	Mac Speedie	2-7-1
1965	Mac Speedie	4-10-0
1966	Mac Speedie	0-2-0
	Speedie's totals	6-19-1 .250
1966	Ray Malavasi	4-8-0
	Malavasi's totals	4-8-0 .333
1967	Lou Saban	3-11-0
1968	Lou Saban	5-9-0
1969	Lou Saban	5-8-1
1970	Lou Saban	5-8-1
1971	Lou Saban	2-6-1
	Saban's totals	20-42-3 .331
1971	Jerry Smith	2-3-0
	Smith's totals	2-3-0 .400
1972	John Ralston	5-9-0
1973	John Ralston	7-5-2
1974	John Ralston	7-6-1
1975	John Ralston	6-8-0
1976	John Ralston	9-5-0
	Ralston's totals	34-33-3 .507
1977	Red Miller	12-2-0
	Playoffs	2-1-0
1978	Red Miller	10-6-0
	Playoffs	0-1-0
1979	Red Miller	10-6-0
	Playoffs	0-1-0
1980	Red Miller	8-8-0
	Miller's totals	40-22-0 .645
		42-25-0 .627
1981	Dan Reeves	10-6-0
1982	Dan Reeves	2-7-0
1983	Dan Reeves	9-7-0
	Playoffs	0-1
1984	Dan Reeves	13-3-0
	Playoffs	0-1
	Reeves' totals	34-23-0 .596
		34-25-0 .576

DENVER BRONCOS 1985 ROAD HOTELS

San Francisco	San Francisco Airport Hilton	(415) 589-0770
Los Angeles	Doubletree At The City (Anaheim)	(714) 634-4500
Atlanta	Atlanta Marriott Marquis	(404) 521-0000
Indianapolis	Radisson Plaza Hotel	(317) 846-2700
Kansas City	Westin Crown Center	(816) 474-4400
San Diego	Hyatt Islandia	(619) 224-3541
Los Angeles	Hyatt Regency	(213) 683-1234
Pittsburgh	Westin William Penn	(412) 281-7100
Seattle	The Westin Hotel Seattle	(206) 728-1000

ASSISTANT COACH ROSTER

Marvin Bass 1982-1984; Marv Braden 1977-1980; Ken Carpenter 1961; Jim Cason 1960; Max Coley 1972-1976; Joe Collier 1969-1984; Dick Coury 1972-1973; Kay Dalton 1974-1976; George Dickson 1964-1965; Dale Dodrill 1960-1963, 1966; Whitey Dovell 1967-1971, 1979-1980; Rod Dowhower 1980-1982; Hunter Enis 1967-1971; Jerry Frei 1972-1975, 1981-1982; Bob Gambold 1972-1977; Alex Gibbs 1984; Mike Giddings 1976; Gary Glick 1962; I.J. Gorman, 1983-1984; Ken Gray 1977-1978; Bob Griffin 1966; John Hadl, 1983; Ed Hughes 1963; Charley Johnson 1976; Reed Johnson 1981; Stan Jones 1967-1971, 1976-1984; Charlie Lee 1981; Dick MacPherson 1967-1970; Ray Malavasi 1964-1966; Jim Martin 1962; Marv Matusak 1966; Richie McCabe 1978-1982; Bus Mertes 1965-1966; Bob Miller 1963-1965; Myrel Moore 1972-1977, 1982-1984; Nick Nicolau 1981-1984; Babe Parilli 1977-1979; Fran Polsfoot 1977-1984; Dan Radakovich, 1983; Paul Roach 1977-1980; Sam Rutigliano 1967-1970; Mike Shanahan 1984; Jerry Smith 1971; Mac Speedie 1962-1964; Doc Urich 1972-1976, 1984; Charlie West, 1983-1984; Bob Zeman 1978-1982.

ATTENDANCE MARKS

BRONCOS LARGEST CROWDS

At Home—Mile High Stadium

75,011	vs. Pittsburgh (Playoffs)	Dec. 24, 1977
75,008	vs. Chicago	Oct. 16, 1978
75,007	vs. Oakland	Oct. 30, 1977
75,002	vs. St. Louis	Sept. 18, 1977
74,997	vs. San Diego	Oct. 7, 1979
74,989	vs. Seattle	Oct. 1, 1978
74,983	vs. San Diego	Sept. 17, 1978
74,983	vs. New York Jets	Nov. 5, 1978
74,982	vs. Oakland (Playoffs)	Jan. 1, 1978
74,981	vs. Pittsburgh (Playoffs)	Dec. 30, 1984
74,970	vs. San Diego	Sept. 21, 1981
74,967	vs. Pittsburgh	Nov. 6, 1977
74,965	vs. Green Bay	Nov. 19, 1978
74,939	vs. Baltimore	Nov. 27, 1977
74,922	vs. Seattle	Dec. 15, 1984

On the Road

91,020	at Los Angeles Raiders	Oct. 28, 1984
81,065	at Cleveland	Oct. 5, 1980
79,864	at Buffalo	Oct. 5, 1975
77,757	at Buffalo	Oct. 25, 1981
76,400	at New Orleans (Super Bowl XII)	Jan. 15, 1978
75,674	at Cleveland	Oct. 24, 1971
74,672	at Kansas City	Oct. 18, 1981
74,292	at Kansas City	Oct. 14, 1979
71,785	at Detroit	Nov. 23, 1978
71,414	at Kansas City	Oct. 7, 1973
70,856	at Cleveland	Nov. 12, 1978
70,307	at Philadelphia	Sept. 7, 1980
70,043	at Kansas City	Oct. 26, 1975
67,598	at New York Giants	Oct. 26, 1980
67,298	at Kansas City	Oct. 6, 1974

ATTENDANCE BY SEASON

Year	Home	Road	Total
1960	91,333	115,994	207,327
1961	74,508	122,315	196,823
1962	178,485	146,442	324,927
1963	132,218	165,995	298,213
1964	118,259	166,744	285,003
1965	219,786	215,992	435,778
1966	192,198	203,799	395,997
1967	231,801	247,696	479,497
1968	281,374	278,008	559,382
1969	326,851	276,755	603,606
1970	355,739	330,184	685,923
1971	358,400	377,642	736,042
1972	361,414	412,073	773,487
1973	356,327	351,334	707,661
1974	347,322	354,367	701,689
1975	342,375	347,944	690,319
1976	436,468	349,126	785,594
1977	524,595	370,917	895,512
1978	598,085	470,756	1,068,841
1979	597,521	427,040	1,024,561
1980	593,084	473,680	1,066,764
1981	*598,224	*475,360	*1,073,584
1982	369,555	183,046	552,601
1983	592,493	385,022	977,515
1984	585,233	450,442	1,035,675
Totals	8,863,648	7,698,673	16,562,321

*Bronco records

ATTENDANCE (Continued) SEASON TICKET SALES

1960—2,675	*1973—48,000
1961—5,775	*1974—49,000
1962—5,042	*1975—49,000
1963—7,624	*1976—62,215
1964—8,002	*1977—73,089
1965—22,905	*1978—73,092
1966—18,898	*1979—73,313
1967—24,650	*1980—73,298
1968—27,348	*1981—73,380
1969—31,936	*1982—73,380
1970—43,580	*1983—73,377
*1971—47,500	*1984—73,347
*1972—48,000	

*Season tickets sold out. Since and including the 1970 season, every Bronco game at Mile High Stadium has been a sellout, giving the Broncos 109 consecutive sellouts in the regular season through the final game of the 1984 season.

BRONCOS STATISTICAL HISTORY

OFFENSE YEAR-BY-YEAR

	Total Plays	First Downs	Rush Yards	Pass Yards	Total Yards	Total Points
1960	958	248	1195	3247	4442	309
1961	934	219	1091	2720	3811	251
1962	885	270	1298	3404	4702	353
1963	832	230	1508	2487	3995	301
1964	905	211	1311	2021	3332	240
1965	959	255	1829	2640	4469	303
1966	816	171	1173	1995	3168	196
1967	852	172	1265	1682	2947	256
1968	897	217	1614	2357	3971	255
1969	841	243	1637	2524	4161	297
1970	883	217	1802	2025	3827	253
1971	891	217	2093	2065	4158	203
1972	831	237	1838	2634	4472	325
1973	893	253	1954	2519	4473	354
1974	861	258	2157	2328	4485	302
1975	964	268	1993	2541	4534	254
1976	901	239	1932	2204	4136	315
1977	887	223	2043	1863	3906	274
1978	1039	294	2451	2378	4829	282
1979	1044	306	2040	3102	5142	289
1980	992	286	1865	2777	4642	310
1981	1062	306	1895	3531	5426	321
1982	592	170	1018	1819	2837	148
1983	1025	292	1784	3027	4811	302
1984	1018	298	2076	2859	4935	353

DEFENSE YEAR-BY-YEAR

	Total Plays	First Downs	Rush Yards	Pass Yards	Total Yards	Total Points
1960	927	254	2145	2987	5132	393
1961	899	233	1633	2785	4418	432
1962	862	234	1868	2670	4538	332
1963	828	254	1687	3394	5081	473
1964	902	270	2064	2906	4970	438
1965	850	244	1337	2960	4297	392
1966	871	251	2029	2515	4544	381
1967	921	276	2076	3125	5201	409
1968	916	251	1861	3163	5024	404
1969	918	278	1709	2932	4641	344
1970	838	199	1351	2354	3705	264
1971	825	206	1834	1985	3819	275
1972	876	251	1668	2183	3851	350
1973	872	239	1795	2440	4235	296
1974	945	265	1808	2583	4391	294
1975	901	247	1974	2032	4006	307
1976	903	222	1709	2026	3735	206
1977	941	217	1530	2244	3774	148
1978	1016	251	1979	2469	4448	198
1979	1033	273	1693	3159	4852	262
1980	1043	303	2117	3125	5242	323
1981	999	268	1992	2868	4860	289
1982	616	176	935	2234	3169	226
1983	1099	321	1938	3673	5611	327
1984	1123	308	1664	4023	5687	241

YEARLY LEADERS (Continued)

Rushing

Yards	Attempts	Average	TDs
1960 Rolle—501	Rolle—130	Mingo—3.9	Mingo—4
1961 Stone—505	Stone—127	Stone—4.0	Bukaty—5
1962 Stone—360	Stone—94	Stone—3.8	Mingo—4
1963 Joe—649	Joe—154	Joe—4.2	Joe—4
1964 Mitchell—590	Mitchell—177	Joe—3.7	Mitchell—5
1965 Gilchrist—954	Gilchrist—252	Hayes—4.1	Gilchrist—6
1966 Hayes—411	Haynes—129	Hayes—3.9	Haynes—2
1967 Little—381	Little—130	Mitchell—3.8	Choboian—2
1968 Little—584	Little—158	Little—3.7	Hickey—4
1969 Little—729	Little—146	Little—5.0	Hayes—4
1970 Little—901	Little—209	Anderson—4.4	Lynch—4
1971 Little—1133	Little—284	Dawkins—4.4	Crenshaw—5
1972 Little—859	Little—216	Anderson—4.4	Little—6
1973 Little—979	Little—256	Dawkins—4.4	Little—9
1974 Armstrong—1407	Armstrong—263	Armstrong—5.3	Little—12
1975 Keyworth—725	Keyworth—182	Keyworth—4.0	Keyworth—10
1976 Armstrong—1008	Armstrong—247	Armstrong—4.1	Keyworth—3
1977 Armstrong—489	Armstrong—130	Perrin—4.1	Lynch—3
1978 Perrin—455	Armstrong—112	Canada—4.6	Armstrong—5
1979 Armstrong—453	Armstrong—108	Armstrong—4.2	Armstrong—4
1980 Jensen—476	Preston—111	Jensen—4.7	Preston—4
1981 Parros—749	Preston—183	Parros—4.3	Lytle—4
1982 Willhite—347	Parros—77	Willhite—5.0	Armstrong—4
1983 Winder—757	Winder—196	Willhite—4.4	Perrin—4
1984 Winder—1153	Winder—296	Willhite—4.8	Lytle—4

Passing

Yards	Attempts	Completions
1960 Tripucka—3038	Tripucka—478	Tripucka—248
1961 Tripucka—1690	Tripucka—344	Tripucka—167
1962 Tripucka—2917	Tripucka—440	Tripucka—240
1963 Slaughter—1689	Slaughter—223	Slaughter—112
1964 Lee—1611	Lee—265	Lee—133
1965 McCormick—1292	McCormick—253	McCormick—103
1966 Choboian—1110	McCormick—193	Choboian—82
1967 Tensi—1915	Tensi—325	Tensi—131
1968 Briscoe—1589	Briscoe—224	Briscoe—93
1969 Tensi—1990	Tensi—286	Tensi—131
1970 Liske—1340	Liske—238	Liske—112
1971 Ramsey—1120	Ramsey—178	Horn—89
1972 Johnson—1783	Johnson—238	Johnson—132
1973 Johnson—2465	Johnson—346	Johnson—184
1974 Johnson—1969	Johnson—244	Johnson—136
1975 Ramsey—1562	Ramsey—233	Ramsey—128
1976 Ramsey—1931	Ramsey—270	Ramsey—128
1977 Morton—1929	Morton—254	Morton—131
1978 Morton—1802	Morton—267	Morton—146
1979 Morton—2626	Morton—370	Morton—204
1980 Morton—2150	Morton—301	Morton—183
1981 Morton—3195	Morton—376	Morton—225
1982 DeBerg—1405	DeBerg—223	DeBerg—131
1983 Elway—1663	Elway—259	Elway—123
1984 Elway—2598	Elway—380	Elway—214
Pct.	TD	Int.
1960 Tripucka—519	Tripucka—24	Tripucka—34
1961 Tripucka—486	Tripucka—10	Herring—22
1962 Tripucka—545	Tripucka—17	Tripucka—25
1963 Slaughter—502	Slaughter—12	Slaughter—14
1964 Slaughter—513	Lee—11	Lee—20
1965 Slaughter—510	McCormick—7	McCormick—14
1966 Choboian—503	McCormick—6	McCormick—15
1967 Tensi—403	Tensi—16	Tensi—17
1968 Briscoe—415	Briscoe—14	Briscoe—13
1969 Tensi—458	Tensi—14	Tensi—12
1970 Liske—471	Liske—7	Liske—11
1971 Horn—514	Ramsey—5	Horn—14
1972 Johnson—555	Johnson—14	Johnson—14
1973 Johnson—532	Johnson—20	Johnson—17
1974 Johnson—557	Johnson—13	Johnson—9
1975 Ramsey—549	Ramsey—9	Ramsey—14
1976 Ramsey—474	Ramsey—11	Ramsey—13
1977 Morton—516	Morton—14	Morton—8
1978 Weese—632	Morton—11	Morton—8
1979 Morton—551	Morton—16	Morton—19
1980 Morton—608	Morton—12	Morton—13
1981 Morton—598	Morton—21	Morton—14
1982 DeBerg—587	DeBerg—7	DeBerg—11
1983 DeBerg—553	DeBerg—9	Elway—14
1984 Kubiak—587	Elway—18	Elway—15

YEARLY LEADERS (Continued)

Receiving

No.	Yards	Average	TD
1960 Taylor—92	Taylor—1235	Carmichael—19.3	Taylor—12
1961 Taylor—100	Taylor—1176	Frazier—17.0	Frazier—6
1962 Taylor—77	Taylor—908	Scarpitto—19.0	Scarpitto—6
1963 Taylor—78	Taylor—1101	Groman—16.2	Taylor—10
1964 Taylor—76	Taylor—873	Dixon—15.4	Taylor—7
1965 Taylor—85	Taylor—1131	Scarpitto—18.3	Taylor—6
1966 Haynes—46	Denson—725	Denson—20.1	Scarpitto—4
1967 Denson—46	Denson—899	Denson—19.5	Denson—11
1968 Crabtree—35	Crabtree—601	Denson—17.2	Crabtree—5
1969 Denson—53	Denson—809	Embree—16.2	Denson—5
1970 Denson—47	Denson—646	Whalen—14.0	Denson—10
1971 Anderson—37	Simmons—403	Simmons—16.1	Whalen—3
1972 Sherman—38	Sherman—661	Sherman—17.4	Harrison—2
1973 Odoms—43	Odoms—629	Moses—18.5	Moses—5
1974 Odoms—42	Odoms—639	Moses—16.4	Moses—8
1975 Keyworth—42	Odoms—544	Moses—17.4	Odoms—6
1976 Armstrong—39	Moses—498	Moses—19.9	Dolbin—3
1977 Odoms—37	Moses—539	Moses—20.0	Odoms—3
1978 Odoms—54	Odoms—829	Moses—20.1	Moses—4
1979 Upchurch—64	Moses—943	Moses—17.5	Odoms—6
1980 Jensen—49	Moses—674	Moses—17.7	Upchurch—7
1981 Watson—60	Watson—1244	Watson—20.7	Odoms—6
1982 Parros—37	Watson—555	Upchurch—15.7	Watson—13
1983 Watson—59	Watson—1133	Watson—19.2	Upchurch—3
1984 Watson—69	Watson—1170	Watson—17.0	Watson—5

Interceptions

No.	Ret. Yards
1960 Gonsoulin—11	Gonsoulin—98
1961 Nugent—7	McNamara—85
1962 Gonsoulin—7	Zeman—133
1963 Gonsoulin—6	Gonsoulin—64
1964 Brown—9	Brown—140
1965 Gonsoulin—6	Wilson—118
1966 Brown—3	Brown—37
Sellers—3	Wilson—153
Sellers—7	Jaquess—64
Jaquess—5	Thompson—92
Thompson—3	Martha—99
Martha—6	Thompson—83
Thompson—5	Preece—30
Mitchell—3	Thompson—96
Jones—4	Thompson—105
Jones—5	Thompson—97
Thompson—5	Jackson—136
Gradishar—3	Wright—128
Jackson—7	B. Jackson—128
Thompson—5	Thompson—57
B. Jackson—6	Foley—115
Foley—6	Foley—81
Foley—4	Smith—29
Foley—5	Harden—127
Kyle—3	Mecklenburg—105
Wright—6	
Foley—6	
Harden—6	

Punt Returns

No.	Yards	Average
1960 Carmichael—15	Carmichael—101	Carmichael—6.7
1961 Frazier—18	Frazier—231	Frazier—12.8
1962 Mingo—7	Zeman—59	Zeman—11.8
1963 Mitchell—12	Mitchell—141	Mingo—12.1
1964 Barry—16	Barry—149	Mitchell—12.0
1965 Barry—21	Barry—210	Barry—10.0
1966 Haynes—10	Haynes—119	Haynes—11.9
1967 Little—16	Little—270	Little—16.9
1968 Little—24	Little—261	Little—10.9
1969 Thompson—25	Thompson—288	Thompson—11.5
1970 Thompson—23	Thompson—233	Thompson—10.1
1971 Thompson—29	Thompson—274	Thompson—9.4
1972 Sherman—10	Sherman—89	Sherman—8.9
1973 Thompson—30	Thompson—366	Thompson—13.2
1974 Thompson—26	Thompson—350	Thompson—13.5
1975 Upchurch—27	Upchurch—312	Thompson—12.2
1976 Upchurch—39	Upchurch—536	Upchurch—13.7
1977 Upchurch—51	Upchurch—653	Upchurch—12.8
1978 Upchurch—36	Upchurch—493	Upchurch—13.7
1979 Upchurch—30	Upchurch—304	Upchurch—10.1

YEARLY LEADERS (Continued)

Punt Returns

	No.	Yards	Average
1980	Upchurch—37	Upchurch—353	Upchurch—9.5
1981	Manning—41	Manning—378	Manning—9.2
1982	Upchurch—15	Upchurch—242	Upchurch—16.1
1983	Thomas—33	Thomas—368	Thomas—11.2
1984	Willhite—20	Willhite—200	Willhite—10.0
	Thomas—20		

Kickoff Returns

	No.	Yards	Average
1960	Carmichael—22	Carmichael—581	Carmichael—26.4
1961	Frazier—18	Frazier—504	Frazier—28.0
1962	Frazier—19	Frazier—388	Frazier—20.4
1963	Mitchell—37	Mitchell—954	Mitchell—25.7
1964	Barry—47	Barry—1245	Barry—26.5
1965	Haynes—34	Haynes—901	Haynes—26.5
1966	Sellers—19	Sellers—540	Sellers—28.4
1967	Little—35	Little—942	Little—26.9
1968	Little—26	Little—649	Little—25.0
1969	Williams—23	Williams—574	Thompson—28.5
1970	Anderson—21	Anderson—520	Anderson—24.8
1971	Anderson—8	Little—199	Little—28.3
1972	Montgomery—29	Montgomery—756	Montgomery—26.1
1973	Armstrong—20	Armstrong—472	Armstrong—23.6
1974	Armstrong—16	Armstrong—386	Armstrong—24.1
1975	Upchurch—40	Upchurch—1084	Upchurch—27.1
1976	Upchurch—22	Upchurch—514	Perrin—27.9
1977	Upchurch—20	Upchurch—456	Upchurch—22.8
1978	Perrin—12	Perrin—256	Upchurch—27.8
1979	Pane—18	Pane—354	Pane—19.7
1980	Brunson—40	Brunson—923	Brunson—23.1
1981	Manning—26	Manning—514	Manning—19.8
1982	Willhite—17	Manning—346	Manning—23.1
1983	Thomas—24	Thomas—573	Thomas—20.5
1984	Lang—19	Lang—404	Lang—21.3

Scoring

	TD	FG	Points
1960	Taylor—12	Mingo 18-28, .643	Mingo—123
1961	Frazier—8	Hill 5-15, .333	Frazier—50
	Stone—8		
1962	Scarpitto—6	Mingo 27-39, .692	Mingo—137
1963	Taylor—10	Mingo 16-30, .533	Mingo—83
1964	Taylor—7	Mingo 8-12, .667	Taylor—42
1965	Hayes—7	Kroner 13-29, .448	Kroner—71
	Gilchrist—7		
1966	Scarpitto—5	Kroner 14-25, .560	Kroner—62
1967	Denson—11	Humphreys 7-15, .467	Denson—66
1968	Crabtree—5	Howfield 9-18, .500	Howfield—57
	Little—5		
	Denson—5		
1969	Denson—10	Howfield 13-29, .448	Howfield—75
1970	Crenshaw—6	Howfield 18-32, .563	Howfield—81
1971	Little—6	Turner 25-38, .658	Turner—93
1972	Little—13	Turner 20-29, .690	Turner—97
1973	Little—13	Turner 22-33, .667	Turner—106
1974	Armstrong—12	Turner 11-21, .524	Armstrong—72
1975	*5 players—4	Turner 21-29, .724	Turner—86
1976	Moses—7	Turner 15-21, .714	Turner—81
1977	**5 players—4	Turner 13-19, .684	Turner—76
1978	Odums—6	Turner 11-22, .500	Turner—64
1979	Upchurch—7	Turner 13-21, .619	Turner—71
1980	Odums—6	Steinfort 26-34, .765	Steinfort—110
1981	Watson—13	Steinfort 17-30, .567	Steinfort—87
1982	Upchurch—5	Karlis 11-13, .846	Karlis—48
1983	Watson—5	Karlis 21-25, .840	Karlis—96
1984	Watson—7	Karlis 21-28, .750	Karlis—101

*Keyworth, Dolbin, Little, Lynch, Odums.

**Armstrong, Moses, Morton, Perrin, Upchurch.

BRONCOS RECORDS

TOTAL OFFENSE

	Game	Season	Career
Plays	56—Tripucka at Buffalo 9/15/62 56—Slaughter at Houston 12/20/64 55—Tripucka vs. Houston 11/6/60 55—Liske at Buffalo 9/28/69	515—Tripucka, 1960 442—Tripucka, 1962 392—Morton, 1979	1,693—Morton, 1977-82 1,650—Little, 1967-75 1,283—Tripucka, 1960-63 1,023—Armstrong, 1973-80
Yards gained	447—Tripucka at Buffalo 9/15/62 445—Johnson vs. Kansas City 11/24/74 376—Tripucka vs. San Diego 9/7/62	3,213—Morton, 1981 3,038—Tripucka, 1960 2,902—Tripucka, 1962 2,643—Morton, 1979	12,137—Morton, 1977-82 7,651—Tripucka, 1960-63 7,255—Johnson, 1972-75 6,545—Ramsey, 1971-76
Ave. gain per play	(Min. of 10 plays) 15.70—Morton vs. San Diego 9/27/81 14.20—Morton vs. Detroit 10/11/81 13.58—Johnson vs. Kansas City 9/21/75	(Min. of 125 plays) 8.37—Morton, 1981 7.93—Johnson, 1974 7.53—Breaux, 1963	(Min. of 200 plays) 7.30—Johnson, 1972-75 7.17—Morton, 1977-82 7.16—Briscoe, 1968

RUSHING

	Game	Season	Career
Yards gained	183—Armstrong vs. Houston 12/8/74 166—Little at Cincinnati 10/19/69 165—Winder at Houston 10/9/83	1,407—Armstrong, 1974 1,153—Winder, 1984 1,133—Little, 1971 1,008—Armstrong, 1976	6,323—Little, 1967-75 4,453—Armstrong, 1973-80 2,653—Keyworth, 1974-80 2,169—Winder, 1982-84
Carries	34—Winder at L.A. Raiders 10/28/84 32—Gilchrist at Boston 9/24/65 31—Armstrong vs. Houston 12/8/74 30—Dawkins at N.Y. Jets 10/28/73 30—Little at Boston 11/3/68	296—Winder, 1984 284—Little, 1971 263—Armstrong, 1974 256—Little, 1973	1,641—Little, 1967-75 1,023—Armstrong, 1973-80 699—Keyworth, 1974-80
Ave. per carry	(Min. of 8 carries) 11.00—Rolle vs. Oakland 10/2/60 10.38—Joe at Boston 10/18/63 10.33—Dawkins at Kansas City 10/7/73	(Min. of 100 carries) 5.35—Armstrong, 1974 4.99—Little, 1969 4.71—Jensen, 1980 4.62—Keyworth, 1974 4.62—Canada, 1978	(Min. of 100 carries) 4.77—Willhite, 1982-84 4.39—Dawkins, 1971-73 4.35—Armstrong, 1973-80
TDs	3—Armstrong vs. Houston 12/8/74 3—Keyworth vs. Kansas City 11/18/74 3—Little vs. Cincinnati 9/16/73	12—Little, 1973 10—Keyworth, 1974 9—Little, 1972 9—Armstrong, 1974	43—Little, 1967-75 25—Armstrong, 1973-80 22—Keyworth, 1974-80

Other Rushing Records

Longest scoring run—82, Mingo vs. Oakland, 10/5/62
80, Little at San Francisco, 10/25/70
72, Dawkins at Kansas City, 10/7/73

Longest non-scoring run—68, Bell vs. Los Angeles, 10/16/60
63, Krieg vs. San Diego, 12/10/72
62, Perrin vs. Baltimore, 11/27/77

RUSHING RECORDS (Continued)

Top Ten Season Marks

	Attempts	Yards	Average	TDs
Otis Armstrong—1974	263	1407	5.3	9
Sammy Winder—1984	296	1153	3.9	4
Floyd Little—1971	284	1133	4.0	6
Otis Armstrong—1976	247	1008	4.1	5
Floyd Little—1973	256	979	3.8	12
Cookie Gilchrist—1965	252	954	3.8	6
Floyd Little—1970	209	901	4.3	3
Floyd Little—1972	216	859	4.0	9
Sammy Winder—1983	196	757	3.9	3
Rick Parros—1981	176	749	4.3	2

Top Career Marks

	Attempts	Yards	Average	TDs
Floyd Little—1967-75	1641	6323	3.9	43
Otis Armstrong—1973-80	1023	4453	4.3	25
Jon Keyworth—1973-80	699	2653	3.8	22
Sammy Winder—1982-84	559	2169	3.9	8
Dave Preston—1978-83	479	1793	3.7	10
Rob Lytle—1977-83	376	1451	3.9	12
Rick Parros—1981-84	329	1330	4.0	6
Bobby Anderson—1970-73	313	1281	4.1	9
Donnie Stone—1961-64	329	1273	3.9	10
Fran Lynch—1967-75	304	1258	4.1	12

PASSING

	Game	Season	Career
Yards gained	447—Tripucka at Buffalo 9/15/62 445—Johnson vs. Kansas City 11/18/74 376—Tripucka vs. San Diego 9/7/62	3,195—Morton, 1981 3,038—Tripucka, 1960 2,902—Tripucka, 1962	11,895—Morton, 1977-82 7,676—Tripucka, 1960-63 7,238—Johnson, 1972-75 6,437—Ramsey, 1971-76
Completions	34—Slaughter at Houston 12/20/64 30—Tripucka vs. Houston 11/6/60 29—Tripucka at Buffalo 9/15/62	248—Tripucka, 1960 240—Tripucka, 1962 225—Morton, 1981	907—Morton, 1977-82 662—Tripucka, 1960-63 517—Johnson, 1972-75
Attempts	56—Tripucka at Buffalo 9/15/62 53—Slaughter at Houston 12/20/64 52—Tripucka vs. Houston 11/6/60 52—Tripucka at Houston 11/20/60	478—Tripucka, 1960 440—Tripucka, 1962 376—Morton, 1981	1,594—Morton, 1977-82 1,277—Tripucka, 1960-63 970—Johnson, 1972-75 919—Ramsey, 1971-76
Pct.	(Min. of 10 attempts) .944—Morton vs. San Diego 9/27/81 .864—Morton vs. K.C. 12/10/78 .842—Elway vs. Minnesota 11/18/84	(Min. of 100 attempts) .632—Weese, 1978 .608—Morton, 1980 .598—Morton, 1981	(Min. of 100 attempts) .575—DeBerg, 1981-82 .570—Weese, 1976-79 .569—Morton, 1977-82
TDs	5—Elway vs. Minnesota 11/18/84 5—Tripucka vs. Buffalo 10/28/62 4—Six times	24—Tripucka, 1960 21—Morton, 1981 20—Johnson, 1973	74—Morton, 1977-81 52—Johnson, 1972-75 51—Tripucka, 1960-63 38—Tensi, 1967-70

PASSING RECORDS (Continued)

	Game	Season	Career
Interceptions	6—Horn at Green Bay 9/26/71 6—Herring at Houston 11/26/71 5—7 times	34—Tripucka, 1960 25—Tripucka, 1962 22—Herring, 1961	85—Tripucka, 1960-63 65—Morton, 1977-82 58—Ramsey, 1971-76
Intercept. avoid. dance	.000—by many	.013—Kubiak, 1984 .030—Morton, 1978 .031—Morton, 1977 .031—Weese, 1979	.039—Morton, 1977-82 .043—Breaux, 1963 .044—DeBerg, 1981-83 .045—Elway, 1983-84
Ave. per completion	(Min. of 12 attempts) 33.64—Lee at Oakland 12/5/65 27.92—Briscoe vs. Buffalo 11/24/68 27.42—Johnson vs. Kansas City 9/21/75	(Min. of 50 attempts) 17.93—Hufnagel, 1975 17.09—Briscoe, 1968 16.15—Ramsey, 1972	(Min. of 100 attempts) 17.09—Briscoe, 1968 15.98—Shaw, 1962 15.09—Tensi, 1967-70
Ave. per attempt	17.1—Morton vs. San Diego 9/27/81 16.45—Johnson vs. Kansas City 9/21/75 15.7—Morton vs. Detroit 10/11/81 13.41—Weese vs. Pittsburgh 12/16/78	8.65—Lee, 1965 8.50—Morton, 1981 8.31—Weese, 1978	7.56—Johnson, 1972-75 7.52—Weese, 1976-79 7.46—Morton, 1977-82

Other Passing Records

Most Consecutive Games with TD Pass—

- 10—Johnson, 1973-74 (Last 8 games of 1973 and first 2 games of 1974).
- 9—Morton, 1977 (5th through 13th games).
- 9—Tripucka, 1962 (Span of 10 games, did not play one game).

Most Consecutive Completions—

- 18—DeBerg at Los Angeles Rams (17), 12/12/82 and vs. Kansas City (1), 12/19/82
- 16—Morton vs. Kansas City, 12/10/78
- 11—Morton vs. San Diego, 9/27/81
- 11—Tensi at San Diego, 11/23/69
- 10—Tripucka vs. Dallas, 10/8/61

Longest Scoring Pass—

- 97—Shaw to Tarr at Boston, 9/21/62
- 96—Tripucka to Frazier at Buffalo, 9/15/62
- 95—Morton to Watson vs. San Diego, 9/27/81
- 93—Morton to Watson vs. Detroit, 10/11/81

Longest Non-Scoring Pass—

- 86—Morton to Watson vs. Kansas City, 12/6/81
- 74—Liske to Van Heusen at New Orleans, 11/22/70
- 74—Horn to Little vs. Oakland, 10/10/71
- 73—Elway to Watson at Seattle, 12/15/84
- 72—Johnson to Little vs. San Diego, 10/29/74

PASSING RECORDS (Continued)

Top Ten Season Marks

	Att.	Comp.	Int.	Yds.	TD	Pct.
Morton—1981	376	225	14	3195	21	.598
Tripucka—1960	478	248	34	3038	24	.519
Tripucka—1962	440	240	25	2902	17	.546
Morton—1979	370	204	19	2626	16	.551
Elway—1984	380	214	15	2598	18	.563
Johnson—1973	346	184	17	2465	20	.532
Morton—1980	301	183	13	2150	12	.608
Tensi—1969	286	131	12	1990	14	.458
Johnson—1974	244	136	9	1969	13	.557
Ramsey—1976	270	128	13	1931	11	.474

Top Ten Career Marks

	Att.	Comp.	Int.	Yds.	TD	Pct.
Morton—1977-82	1594	907	62	11895	74	.568
Tripucka—1960-63	1277	662	85	7676	51	.518
Johnson—1972-75	970	517	52	7238	52	.533
Ramsey—1971-76	919	456	58	6437	35	.498
Tensi—1967-70	810	348	45	5153	38	.430
Elway—1983-84	639	337	29	4261	25	.527
DeBerg—1981-83	546	314	26	3819	22	.575
Slaughter—1963-66	584	291	37	3607	22	.498
McCormick—1963-68	537	207	33	2791	17	.385
Lee—1964-65	345	177	23	2303	16	.513

Career Touchdown Passes—Morton 74, Johnson 52, Tripucka 51, Tensi 38, Ramsey 35, DeBerg 26, Elway 25, Slaughter 22, McCormick 17, Lee 16, Liske 16, Briscoe 14, Breau 7, Weese 7, Herring 5, Kubiak 5, Penrose 5, Shaw 4, Choboin 4, Horn 3, Robinson 2, LeClair 2, Mingo 2, Glacken 1, Hufnagel 1, Pastrana 1, Stone 1, Little 1, Anderson 1, Keyworth 1.

RECEIVING

Game	Season	Career
Receptions		
13—Anderson vs. Chicago 9/30/73	100—Taylor, 1961	543—Taylor, 1960-66
13—Taylor vs. Oakland 11/29/64	92—Taylor, 1960	396—Odams, 1972-83
12—Taylor at Boston 9/21/62	85—Taylor, 1965	302—Moses, 1972-81
Yards		
199—Taylor vs. Buffalo 11/27/60	1,244—Watson, 1981	6,872—Taylor, 1960-66
183—Watson at Los Angeles Rams 12/12/82	1,235—Taylor, 1960	5,755—Odams, 1972-83
182—Watson vs. Detroit 10/11/81	1,178—Taylor, 1961	5,450—Moses, 1972-81
TDs		
3—Watson vs. Baltimore 9/20/81	13—Watson, 1981	44—Taylor, 1960-66
3—Moses at Houston 10/4/73	12—Taylor, 1960	44—Moses, 1972-81
3—Scarpitto at Buffalo 12/18/66	11—Denson, 1967	41—Odams, 1972-83
3—Taylor vs. Buffalo 11/27/60		
Ave. per catch	(Min. of 4 Catches)	(Min. of 20 Catches) (Min. of 50 Catches)
41.25—Little at Buffalo	22.05—Scarpitto, 1963	20.54—Van Heusen, 1968-76
38.00—Tarr at Boston 9/12/62	20.73—Watson, 1981	19.68—76
36.4—Watson vs. Detroit 10/11/81	20.14—Denson, 1966	18.35—Watson, 1979-84
		18.05—Moses, 1972-81

RECEIVING RECORDS (Continued)

Other Receiving Records

Most Consecutive Games with TD Reception—

6—Taylor, 1960-61 (Last 4 games of 1960, first 2 games of 1961)
6—Denson, 1969
5—Watson, 1981
4—Scarpitto, 1963
4—Denson, 1967
4—Odams, 1973
4—Upchurch, 1979

Most Consecutive Games with Reception—

62—Taylor, 1960-64
41—Odams, 1976-79
33—Odams, 1973-76
31—Watson, 1983-84
29—Preston, 1980-82
28—Watson, 1980-82
21—Little, 1973-74
19—Taylor, 1964-65
19—Denson, 1968-69
18—Prebola, 1961-62

Top Season Marks

	No.	Yards	TD	Ave.
Taylor—1961	100	1176	4	11.8
Taylor—1960	92	1235	12	13.4
Taylor—1965	85	1131	6	13.3
Taylor—1963	78	1101	10	14.1
Taylor—1962	77	908	4	11.7
Taylor—1964	76	873	7	11.5
Watson—1984	69	1170	7	17.0
Upchurch—1979	64	937	7	14.6
Watson—1981	60	1244	13	20.7
Dickinson—1962	60	554	4	9.2

Top Career Marks

	No.	Yards	TD	Ave.
Taylor—1960-66	543	6872	44	12.7
Odams—1972-83	396	5755	41	14.5
Moses—1972-81	302	5450	44	18.0
Denson—1964-70	250	4150	32	16.6
Watson—1979-84	236	4331	27	18.4
Upchurch—1975-82	227	3730	22	16.4
Little—1967-75	215	2418	9	11.2
Preston—1978-83	161	1423	3	8.8
Scarpitto—1962-67	145	2439	24	16.8
Keyworth—1974-80	141	1097	3	7.8

PUNTING

Game	Season	Career
No.		
12—Prestridge at Buffalo 10/25/81	105—Scarpitto, 1967	574—Van Heusen, 1968-76
12—Scarpitto at Oakland 9/10/67	96—Norman, 1984	377—Prestridge, 1979-83
12—Van Heusen vs. Cincinnati 10/6/68	96—Dilts, 1978	248—Scarpitto, 1965-67
	90—Dilts, 1977	
Ave.	(Min. of 4 punts)	(Min. of 50 punts) (Min. of 50 punts)
56.6—Norman vs. Seattle 11/25/84	46.1—Fraser, 1963	45.2—Fraser, 1962-64
53.8—Scarpitto vs. San Diego 10/22/67	45.8—Scarpitto, 1966	44.4—Scarpitto, 1965-67
53.5—Fraser vs. New York 11/17/63	45.1—Van Heusen, 1973	41.8—Prestridge, 1979-82

Other Punting Records

Longest punt—83—Norman vs. Kansas City, 9/23/84
 78—Van Heusen vs. Dallas, 12/2/73
 75—Fraser at Oakland, 10/14/62
 75—Fraser vs. Boston, 11/11/62
 73—Dilts vs. New York Jets, 11/5/78
 73—Scarpitto vs. Boston, 9/3/67

INDIVIDUAL RECORDS (Continued)

INTERCEPTIONS

No.	Game	Season	Career
	4—Brown vs. New York 11/15/64	11—Gonsoulin, 1960 9—Brown, 1964 7—Five players	43—Gonsoulin, 1960-66 40—Thompson, 1969-81 39—Foley, 1976-84
	4—Gonsoulin at Buffalo 9/18/60 3—Five times		
Return yards	93—Gradishar at Cleveland, 10/5/80 91—Brown vs. New York 11/15/64 73—T. Jackson vs. Baltimore 11/27/77	153—Wilson, 1967 140—Brown, 1964 136—T. Jackson, 1976	784—Thompson, 1969-81 542—Gonsoulin, 1960-66 536—Foley, 1976-84

Other Interception Records

Best interception return average, career (10 or more interceptions)—
19.6, Thompson, 1969-81
17.8, T. Jackson, 1973-83
17.6, McMillin, 1960-62, 1964-65

Longest scoring interception return—
93, Gradishar at Cleveland, 10/5/80
73, T. Jackson vs. Baltimore, 11/27/77
70, Wilson vs. Kansas City, 12/17/67

Longest non-scoring interception return—
70, Moore at Boston 11/20/64
65, Alliston at Buffalo 9/18/60
65, Foley-Gradishar-Wright, vs. New York Giants.
11/14/76 (Foley intercepted and returned 23, lateral to Gradishar for 10, lateral to Wright for 32).
65, D. Smith at Chicago 12/20/81

PUNT RETURNS

No.	Game	Season	Career
	8—Upchurch at Baltimore 10/22/78 7—Thompson at Kansas City 10/6/74 7—Upchurch vs. San Diego 11/30/75 6—7 times	51—Upchurch, 1977 41—Manning, 1981 39—Upchurch, 1976	248—Upchurch, 1975-83 157—Thompson, 1969-81 81—Little, 1967-75
Return yards	167—Upchurch vs. Pittsburgh 11/6/77 125—Upchurch vs. Cleveland 9/26/76 105—Upchurch vs. Buffalo 9/25/77	653—Upchurch, 1977 536—Upchurch, 1976 493—Upchurch, 1978	3008—Upchurch, 1975-83 1814—Thompson, 1969-81 893—Little, 1967-75
Average		(10 or more returns) 16.88—Little, 1967 16.13—Upchurch, 1982 13.74—Upchurch, 1976 13.69—Upchurch, 1978	(15 or more returns) 12.13—Upchurch, 1975-83 11.89—Mingo, 1960-64 11.55—Thompson, 1969-81

INDIVIDUAL RECORDS (Continued)

Other Punt Returns

Longest scoring punt return—
92, Upchurch vs. San Diego 10/3/76
87, Upchurch vs. Pittsburgh 11/6/77
78, Upchurch vs. Kansas City 12/19/82
76, Mingo at Boston 9/9/60

Longest non-scoring punt return—
60, Thompson at Baltimore 11/10/74
59, Thompson vs. New England 12/17/72
54, Mitchell at Buffalo 9/20/64

KICKOFF RETURNS

No.	Game	Season	Career
	7—Barry at Kansas City 11/1/64 6—R. Montgomery at San Diego 9/24/72 6—Upchurch vs. Cleveland 10/19/75	47—Barry, 1964 40—Brunson, 1980 40—Upchurch, 1975 37—Mitchell, 1963	104—Little, 1967-75 95—Upchurch, 1975-83 73—Barry, 1964-65
Return yards	201—R. Montgomery at San Diego 9/24/72 197—Upchurch vs. Cleveland 10/19/75 185—Little at Miami 9/17/67	1245—Barry, 1964 1084—Upchurch, 1975 954—Mitchell, 1963	2523—Little, 1967-75 2355—Upchurch, 1975-83 1856—Barry, 1964-65
Average		(14 or more returns) 28.50—Thompson, 1969-81 28.47—Sellers, 1966 28.00—Frazier, 1961	(40 or more returns) 26.28—Haynes, 1965-66 25.42—Barry, 1964-65 25.13—Thompson, 1969-81 4.79—Upchurch, 1975-83

Other Kickoff Return Records

Longest scoring kickoff return—
100, Sellers vs. Houston 10/2/66
100, Wilson at Kansas City 10/8/66
94, Montgomery at San Diego 9/24/72

Longest non-scoring kickoff return—
89, Little vs. Oakland 11/10/68
88, Montgomery at Oakland 10/22/72
77, Scott vs. Kansas City 10/23/66

SCORING

	Game	Season	Career
TDs	* 3—9 times	13—Little, 1972 13—Little, 1973 13—Watson, 1981	54—Little, 1967-75 45—Moses, 1972-81 44—Taylor, 1960-66 44—Odoms, 1972-83
FG	5—Karlis vs. Seattle 11/20/83 5—Mingo vs. San Diego 10/6/63 4—11 times (Turner 3, Mingo 3, Steinfert 2, Karlis, Howfield, Kroner)	27—Mingo, 1962 26—Steinfert, 1980 25—Turner, 1971	151—Turner, 1971-79 72—Mingo, 1960-64 53—Karlis, 1982-84
FG Pct.	1,000—many times	.846—Karlis, 1982, (11 of 13) .840—Karlis, 1983, (21 of 25) .765—Steinfert, 1980, (26 of 34)	.803—Karlis, 1982-84 .672—Steinfert, 1979-81 .648—Turner, 1971-79

SCORING RECORDS (Continued)

PAT	Game	Season	Career
	6—Turner	41—Karlis, 1984	283—Turner, 1971-79
	vs. New England	40—Turner, 1973	120—Mingo, 1960-64
	12/17/72	37—Turner, 1972	93—Howfield, 1968-70
	6—Turner	36—Howfield, 1969	
	at Houston 10/14/73	36—Turner, 1976	
	6—Turner	36—Steinfert, 1981	
	vs. Tampa Bay		
	11/7/76		
	6—Turner		
	vs. New England 11/11/79		
	6—Steinfert		
	vs. San Diego		
	9/27/81		
	6—Karlis		
	vs. Minnesota		
	11/18/84		
PAT Pct.	1,000-many times	1,000-8 times, (Turner 3, Kroner 2, Mingo, Howfield, Hill)	.983—Kroner, 1965-67 .979—Howfield, 1968-70 .971—Steinfert, 1979-81
Points	21—Mingo	137—Mingo, 1962	742—Turner, 1971-79
	at Los Angeles	123—Mingo, 1960	408—Mingo, 1960-64
	10/10/60	110—Steinfert, 1980	324—Little, 1967-75
	20—Scarpitto	106—Turner, 1973	
	at Buffalo 12/18/66		
	20—Mingo		
	vs. San Diego		
	10/6/63		

*Taylor vs. Buffalo, 11/27/60; Stone at San Diego, 11/4/62; Scarpitto at Buffalo, 12/18/66; Little vs. Minnesota, 10/15/72; Little vs. Cincinnati, 9/16/73; Moses at Houston, 10/14/73; Keyworth vs. Kansas City, 11/18/74; Armstrong vs. Houston, 12/8/74; Watson vs. Baltimore, 9/20/81.

Other Scoring Records

Most consecutive games scoring—

- 55—Turner, 1971-74
- 47—Turner, 1975-78
- 32—Howfield, 1968-70
- 36—Mingo, 1960-64

Longest field goal—

- 57—Steinfert, vs. Washington 10/13/80
- 55—Steinfert, at Seattle, 12/21/80
- 55—Steinfert, vs. Dallas, 9/14/80
- 53—5 times

Most consecutive games scoring by a non-kicker—

- 6—Taylor, 1960-61 (Last 4 games of 1960 and first 2 games of 1961)
- 6—Denson, 1969
- 6—Little, 1972

Most consecutive games scoring by rushing—

- 4—Little, 1969
- 4—Keyworth, 1974
- 3—Hayes, 1965
- 3—Armstrong, 1974

Most consecutive games scoring by reception—

- 6—Taylor, 1960-61 (Last 4 games of 1960 and first 2 games of 1961)
- 6—Denson, 1969
- 5—Watson, 1981
- 4—Scarpitto, 1963
- 4—Denson, 1967
- 4—Odoms, 1973
- 4—Upchurch, 1979

Interception Returns for Touchdowns

	Date	Opponent	Yards
Foley	12/15/84	at Seattle	40
Woodard	10/7/84	at Detroit	27
Harden	9/23/84	vs. Kansas City	45
Robbins	9/16/84	at Cleveland	62
Latimer	11/23/80	vs. Seattle	15
Gradishar	10/5/80	at Cleveland	93
T. Jackson	11/5/78	vs. New York Jets	28
T. Jackson	11/27/77	vs. Baltimore	73
Wright	10/16/77	at Oakland	18
Jackson	11/14/76	at San Diego	46
Rowser	11/7/76	vs. Tampa Bay	32
Gradishar	11/7/76	vs. Tampa Bay	31
Rowser	9/19/76	vs. N. Y. Jets	41
Gradishar	9/29/75	vs. Green Bay	44
Thompson	10/13/74	vs. New Orleans	38
Mitchell	10/28/73	at N. Y. Jets	40
Thompson	10/14/73	at Houston	59
Forsberg	10/24/71	at Cleveland	40
Burrell	12/7/69	at Miami	38
Thompson	11/16/69	vs. Houston	57
Wilson	12/17/67	vs. Kansas City	70
Wilson	10/22/67	vs. San Diego	40
Sellers	9/3/67	vs. Boston	24
Bramlett	11/14/65	at Houston	25
Wilson	11/7/65	vs. San Diego	65
Griffin	10/17/65	vs. Houston	44
Janik	11/1/64	at Kansas City	22
Gonsoulin	10/6/63	vs. San Diego	43
McMillin	11/22/62	vs. New York	59
McGeever	10/5/62	vs. Oakland	48
Gonsoulin	10/5/62	vs. Oakland	64
Zeman	9/30/62	at New York	30
Yelverton	10/2/60	vs. Oakland	20
Pyeatt	9/18/60	at Buffalo	40

Other Defensive Returns For Touchdowns

	Date	Opponent	Yards
Smith (fumble)	11/4/84	vs. New England	64
Wright (fumble)	10/15/84	vs. Green Bay	27
Foley (fumble)	10/15/84	vs. Green Bay	22
Jones (fumble)	10/7/84	at Detroit	5
Chavous (fumble)	11/13/83	at Los Angeles Raiders (recovered in end zone)	32
Thompson (fumble)	9/14/80	vs. Dallas	86
Wright (fumble—lateral from Gradishar)	12/2/79	at Buffalo	88
Swenson (fumble)	11/18/79	at San Francisco	22
Nairne (blocked punt)	11/11/79	vs. New England	2
Carter (fumble)	11/11/79	vs. New England	2
Thompson (fumble—fumble by Swenson)	10/14/79	at Kansas City	30
Gradishar (fumble)	12/3/78	at Oakland	4
Thompson (fumble)	11/5/78	vs. New York Jets	26
Poltl (fumble-lateral from Swenson)	11/7/76	vs. Tampa Bay	43
Jones (fumble)	9/23/76	vs. Cleveland	80
Smith (fumble)	11/23/75	at Atlanta	86
Thompson (fumble)	10/22/73	vs. Oakland	10
Bramlett (blocked FG)	11/27/66	vs. San Diego	(recovered in end zone)
Griffin (blocked punt)	10/17/65	vs. Houston	(recovered in end zone)
Bramlett (fumble)	9/24/65	at Boston	46
McMillin (fumble)	11/8/64	vs. San Diego	6
Cooke (fumble)	11/1/64	at Kansas City	9
McFadin (fumble)	10/13/63	vs. Houston	69
McMillin (fumble)	12/9/62	at Dallas	23
McFadin (fumble)	11/22/62	vs. New York	
Gavin (blocked punt)	12/10/61	at Dallas	

TEAM—GENERAL SEASON

Most consecutive victories—

10—1984
8—1976-77 (Last 2 games of 1976 and first 6 games of 1977)
6—1977
4—1962, 1979, 1981, and 1983
3—ten times

Most consecutive games without a loss—

10—1984
8—1976-77
7—1973
6—1977

Most consecutive defeats—

11—1963-64
9—1967

Most consecutive games without victory—

14—1963-64
9—1967

TEAM—GENERAL GAME

Largest margin of victory— 43—vs. New York Jets 9/19/76 (46-3)
37—vs. Oakland 10/5/62 (44-7)
35—vs. New England 11/11/79 (45-10)
35—vs. Tampa Bay 11/7/76 (48-13)

Most points in one half—

38—vs. New England 11/11/79
38—vs. Tampa Bay 11/7/76
35—vs. Minnesota, 11/18/84
33—vs. San Diego 10/6/63

Most points in one quarter—

26—at New York Jets 12/3/67
24—vs. Buffalo 11/27/60
24—vs. San Diego 10/6/63
24—vs. Tampa Bay 11/7/76
24—vs. New England 11/11/79

TEAM—OFFENSE

Scoring

	Game	Season
Most Points	50—vs. San Diego 10/6/63	354—1973
	48—at Houston 10/14/73	353—1984
	48—vs. Tampa Bay 11/7/76	353—1962

	Game	Season
Fewest Points	0—San Diego 37, Denver 0—10/29/61	148—1982
	0—at Oakland 51, Denver 0—9/10/67	196—1966
	0—at Kansas City 16, Denver 0—12/6/70	203—1971
	0—at San Diego 17, Denver 0—12/15/74	240—1964
	0—at San Diego 23, Denver 0—10/8/78	251—1961
	0—at Chicago 27, Denver 0—9/9/84	

	Game	Season
Most touchdowns	6—9 times	42—1984
	Most recent: vs. Minnesota, 11/18/84	41—1973
		39—1962
		39—1974
		39—1976
		39—1981

	Game	Season
Most field goals	5—vs. San Diego 10/6/63	27—1962
	4—10 times	26—1980
		25—1971
		22—1973
		21—1984
		21—1975

Total Offense

	Game	Season
Most plays	88—at Seattle 10/29/78 (OT)	1062—1981
	86—vs. San Diego 11/30/75	1044—1979
	86—at Chicago 12/12/76	1039—1978
	85—at Los Angeles Raiders 12/26/82	1018—1984

	Game	Season
Most total yards	543—vs. New York Jets, 9/19/76	5426—1981
	532—vs. Kansas City, 11/18/74	5142—1979
	507—vs. Oakland, 12/14/80	4935—1984
	505—vs. San Diego, 9/7/62	4829—1978

	Game	Season
Ave. gain per play	8.56—vs. San Diego 9/7/62	5.38—1972
	8.21—at Houston 10/14/73	5.21—1974
	7.77—vs. New England 12/17/72	5.20—1962

	Game	Season
Fewest yards	5—at Oakland 9/10/67	2837—1982
	26—at Houston 9/3/66	3168—1966
	117—vs. Buffalo 12/13/64	3332—1964

TEAM RECORDS (Continued)

Rushing Offense

	Game	Season
Rushing plays	60—vs. San Diego 11/30/75	601—1978
	59—at Chicago 12/12/76	524—1979
	59—at Kansas City (OT) 9/24/78	523—1977
		515—1981
Rushing yards	356—at Chicago 12/12/76	2451—1978
	328—vs. San Diego 11/30/75	2157—1974
	292—at Oakland 11/24/74	2093—1971
		2076—1984
Ave. gain per rush	6.68—vs. Dallas 10/30/60	4.50—1972
	6.64—vs. Houston 9/17/72	4.44—1974
	6.59—vs. Buffalo 11/19/61	4.15—1969
Fewest yards		1018—1982
	13—at Oakland 10/22/72	1091—1961
	20—at Dallas 12/10/61	1173—1966
	27—at Buffalo 9/15/62	1195—1960

Passing Offense

	Game	Season
Passes attempted	56—at Los Angeles Raiders 12/26/82	
	56—at Buffalo 9/15/72	568—1961
	56—at Boston 9/21/62	559—1962
	55—at Houston 12/20/64	508—1960
Passes completed	35—at Houston 12/20/64	292—1962
	32—vs. Kansas City 11/18/74	289—1981
	31—vs. Houston 11/6/60	265—1961
Passes had intercepted	8—at Houston 12/2/62	45—1961
	6—6 times	40—1962
Completion percentage	.875—vs. San Diego 9/27/81	.596—1981
	.870—vs. Kansas City 12/10/78	.582—1982
	.783—vs. Minnesota 11/18/84	.561—1980
Touchdown passes	5—vs. Minnesota 11/18/84	27—1981
	5—vs. Buffalo 10/28/62	24—1960
	4—7 times	23—1969
		23—1963
Net yards passing	459—vs. Kansas City 11/18/74	3531—1981
	431—vs. Oakland 12/14/80	3404—1962
	428—at Buffalo 9/15/62	3247—1960
Fewest net yards	-53—at Oakland 9/10/67	1682—1967
	-7—at Houston 9/3/66	1819—1982
	1—at Pittsburgh 9/4/83	1995—1966
Fewest times Denver passers thrown for loss	0—Many times	22—1971
		24—1982
		24—1965
		27—1973
Most times Denver passers thrown for loss	11—vs. Buffalo 12/13/64	63—1963
	11—vs. Oakland 11/5/67	61—1981
	10—at Oakland 12/8/75	61—1964
	10—at Oakland 10/31/76	58—1967
Most yardage Denver passers thrown for loss	95—vs. Oakland 11/5/67	590—1963
	84—vs. Buffalo 12/13/64	520—1964
	78—vs. Boston 9/29/63	508—1967
	78—vs. Kansas City 12/14/68	

TEAM RECORDS (Continued)

First Downs

	Game	Season
Most first downs	34—vs. Kansas City 11/18/74	306—1979
	31—vs. New York Jets 9/19/76	298—1984
	29—vs. New York Jets 11/16/80	294—1978
First downs rushing	19—vs. San Diego 11/30/75	130—1979
	19—at Chicago 12/12/76	129—1978
	17—at Seattle 10/29/78 (OT)	121—1984
First downs passing	25—vs. Kansas City 11/24/74	177—1962
	23—at Houston 12/20/64	158—1980
	22—vs. Oakland 12/14/80	152—1984
First downs penalty	6—vs. Houston 9/7/64	38—1983
	5—6 times	34—1981
		28—1978
Fewest first downs	0—at Houston 9/3/66	170—1982
	3—at Oakland 9/10/67	171—1966
	7—at Kansas City 12/6/70	172—1967
	7—vs. Buffalo 12/13/64	207—1964

Punts

	Game	Season
Most punts	12—at Oakland 9/10/67	105—1967
	12—vs. Cincinnati 10/6/68	96—1984
	12—at Buffalo 10/25/81	96—1968
Fewest punts		96—1978
	0—vs. Dallas 10/8/61	45—1982
	1—vs. San Diego 11/27/66	59—1962
Best average	1—vs. N.Y. Jets 9/19/76	60—1972
	1—at Kansas City 12/7/80	63—1975
	1—at San Diego 11/28/82	
Poorest average	(Min. of 4 punts)	
	56.60—vs. Seattle 11/25/84	45.2—1966
	53.75—vs. San Diego 10/22/67	45.1—1973
	53.50—vs. New York 11/17/63	45.0—1982
	52.50—at San Diego 12/22/63	
Best net average (category originated in 1976)	52.3—at Houston 12/4/77	37.8—1982
	48.3—vs. San Francisco 9/19/82	35.9—1980
	47.0—vs. Seattle 11/25/84	35.4—1984
Punt Returns		34.8—1981

Punt Returns

	Game	Season
Most returns	8—at Buffalo 9/20/70	63—1970
	8—at Kansas City 10/6/74	58—1977
	8—vs. San Diego 11/30/75	51—1976
	8—at Baltimore 10/22/78	51—1978
Most return yards		51—1981
	167—vs. Pittsburgh 11/6/77	712—1977
	128—vs. San Francisco 9/19/82	640—1976
Best average	126—at New York 12/3/67	582—1978

TEAM RECORDS (Continued)

Kickoff Returns

	Game	Season
Most returns	10—vs. Boston 10/4/64	78—1963
	10—at San Diego 12/22/63	76—1964
	9—at Kansas City, 12/18/83	71—1965
	9—at Boston 10/18/63	
	9—vs. Kansas City 9/7/63	
Most return yards	295—vs. Boston 10/4/64	1801—1963
	289—vs. Kansas City 9/7/63	1758—1964
	238—at Kansas City 10/8/63	1731—1965
Best average		
		26.9—1966
		25.3—1967
Fumbles		24.5—1975

Fumbles

	Game	Season
Most fumbles	6—5 times	40—1961
		36—1966
		36—1984
Most fumbles lost	5—vs. Cleveland 10/19/75	23—1961
	5—vs. Chicago 9/30/73	19—1983
	4—7 times	18—1981
		18—1979
Fewest fumbles	0—Many times	15—1969
		21—1973
		23—4 times
Fewest fumbles lost	0—Many times	8—1964
		9—1969
		9—1973

Penalties

	Game	Season
Most penalties	15—vs. Tampa Bay 11/7/76	132—1978
	14—vs. Oakland 10/17/76	116—1979
	14—at N. Y. Jets 10/28/73	105—1976
Most yards penalized	160—vs. Tampa Bay 11/7/76	1097—1978
	134—vs. Pittsburgh 11/6/77	1006—1979
	132—vs. Oakland 10/17/76	986—1976
Fewest penalties	0—vs. Kansas City 12/17/67	48—1967
	1—10 times	54—1960
		54—1982
Fewest yards penalized	0—vs. Kansas City 12/17/67	501—1960
	0—at Boston 9/21/62	512—1967
	5—3 times	516—1982

TEAM—DEFENSE

Total Defense

	Game	Season
Fewest plays allowed	40—vs. San Diego 10/6/63	616—1982
	42—vs. San Diego 11/30/75	826—1971
	44—at Boston 9/24/65	838—1970
	44—vs. Boston 9/29/63	847—1963
Fewest yards allowed		
	60—at Cleveland 10/24/71	3169—1982
	66—vs. Chicago 12/5/71	3705—1970
	70—vs. San Diego 11/2/69	3722—1976
Lowest yield per play	1.12—vs. Chicago 12/5/71	4.01—1977
	1.25—vs. San Diego 11/2/69	4.14—1976
	1.30—at Cleveland 10/24/71	4.38—1978

TEAM DEFENSE RECORDS (Continued)

Rushing Defense

Game	Season
Fewest rushes allowed	293—1982
11—at N. Y. Jets 12/3/67	384—1965
14—at N. Y. Jets 10/28/73	409—1970
14—at Tampa Bay 11/15/81	
Fewest yards allowed	935—1982
0—at Kansas City 12/19/65	1337—1965
18—vs. Pittsburgh 9/27/70	1351—1970
24—at Cleveland 10/24/71	1530—1977
Lowest yield per rush	3.19—1982
0.00—at Kansas City 12/19/65	3.26—1977
0.64—vs. Pittsburgh 9/27/70	3.30—1970
1.47—at Cincinnati 12/14/69	

Passing Defense

Game	Season
Fewest attempts by opponents	307—1982
10—at Kansas City (OT) 9/24/78	348—1975
12—at Kansas City 10/18/81	356—1971
14—Four times	
Fewest completions by opponents	150—1971
2—at Chicago 12/12/76	172—1982
5—at Green Bay 9/26/71	181—1975
5—vs. Dallas 10/8/61	
Lowest completion percentage allowed	.421—1971
.118—at Chicago 12/12/76	.448—1961
.226—vs. Chicago 12/5/71	.459—1965
.259—at Cleveland 10/24/71	
Fewest net yards allowed	1985—1971
-7—vs. Chicago 12/5/71	2026—1976
18—at Kansas City 12/6/70	2032—1975
33—vs. Kansas City 10/4/70	
Fewest TD passes allowed	8—1976
0—Many times	9—1978
	11—1979
	11—1977
Highest percentage interception of opponent passes	.073—1964
	.071—1978
	.070—1960
Most opponent passes intercepted	32—1964
7—at Oakland 10/16/77	31—1984
6—4 times	31—1978
Most yards interceptions returns	510—1984
133—at Buffalo 9/18/60	491—1977
117—vs. Oakland 10/5/62	483—1962
111—at Detroit 10/7/84	
Most times opponent passers thrown for loss	57—1984
10—at Cincinnati 10/19/69	50—1970
9—vs. Chicago 12/5/71	45—1969
9—vs. Buffalo 11/19/61	44—1971
	44—1964
Most yardage opponent passers thrown for loss	456—1970
95—vs. New York 11/15/64	447—1964
76—vs. Kansas City 10/4/70	435—1971
75—vs. New England 12/17/72	
Lowest yield per pass attempt	5.00—1964
	5.49—1961
	5.52—1972
Lowest yield per pass completion	10.60—1976
	10.64—1972
	10.67—1979

TEAM DEFENSE RECORDS (Continued)

Punting

Game	Season
(4 or more punts)	
Lowest opponent average	37.3—1976
30.0—vs. Buffalo 11/27/60	39.0—1960
30.3—at Minnesota (OT) 9/11/78	39.4—1982
30.4—at Houston 10/26/69	

Punt Returns

Game	Season
Lowest opponent average	4.81—1978
	6.13—1968
	7.03—1969

Kickoff Returns

Game	Season
Lowest opponent average	17.14—1961
	17.91—1983
	20.13—1960

Fumbles

Game	Season
Most opponent fumbles recovered	24—1984
6—at Buffalo 12/2/79	23—1981
5—at Boston 11/6/66	21—1983
5—vs. Buffalo 12/13/64	21—1964
5—at Oakland 10/14/62	
Fewest opponent fumbles recovered	7—1982
0—Many times	11—1974
	12—1980
	12—1972
	12—1968
	12—1967

First Downs

Game	Season
Fewest opponent first downs	176—1982
3—vs. San Diego 11/30/75	199—1970
5—at Chicago 12/12/76	206—1971
6—vs. Oakland 11/20/66	217—1977
6—at Cleveland 10/24/71	
Fewest opponent first downs rushing	53—1982
1—vs. Cincinnati 12/14/69	67—1970
1—at Cleveland 10/24/71	77—1977
1—at Los Angeles 12/12/72	83—1971
1—at Los Angeles 12/12/72	
Fewest opponent first downs passing	91—1971
1—San Diego 11/30/75	104—1976
1—at Chicago 12/12/76	104—1982
2—Dallas 10/8/61	106—1975
Fewest opponent first downs penalty	12—1968
0—Many Times	13—1984
	14—1970

Penalties

Game	Season
Most opponent penalties	138—1983
16—vs. Chicago 10/16/78	118—1979
13—at Houston 10/26/69	114—1978
13—vs. Cleveland 9/26/76	
Most yards opponent penalized	1033—1979
147—vs. Chicago 10/16/78	949—1981
145—at Seattle 12/8/79	901—1969
140—at Houston 10/26/69	
Fewest yards opponent penalized	516—1963
0—at Oakland 12/19/71	571—1982
4—at Miami 12/20/75	573—1964
5—at Houston 9/3/66	576—1966
5—vs. Boston 11/11/62	

TEAM DEFENSE RECORDS (Continued)

Scoring		
Game	Season	
Fewest points	0—vs. San Diego 11/2/69	148—1977
	0—at Cleveland 10/24/71	198—1978
	0—vs. San Diego 10/3/76	206—1978
	0—at San Diego 11/14/76	
	0—vs. St. Louis 9/18/77	
	0—vs. Cincinnati 9/2/79	
	0—vs. San Diego 10/7/79	
	0—at Oakland 10/4/81	
	0—vs. Kansas City 9/23/84	
Fewest touchdowns allowed	0—Many times	18—1977
		21—1978
		25—1978
		25—1982
Fewest field goals allowed	0—Many times	8—1977
		12—1978
		13—1981

OPPONENT INDIVIDUAL RECORDS

Total Offense

MOST PLAYS—60, Joe Namath, at N. Y. Jets, 12/3/67. **YARDS GAINED**—448, Len Dawson, at Kansas City, 11/1/64. **GAIN PER PLAY**—(10 or more plays)—21.62, Jacky Lee, at Houston 11/29/60.

Rushing

MOST RUSHES—36, Earl Campbell, Houston, 11/2/80. **YARDS GAINED**—183, Paul Lowe, at San Diego, 12/22/63. **GAIN PER RUSH** (8 or more rushes)—12.50, Abner Haynes, at Miami, 9/17/67. and 12.50 Booker Russell, vs. Oakland, 11/25/79. **LONGEST SCORING RUN**—82, Joe Delaney, at Kansas City, 10/18/81. **LONGEST NON-SCORING RUN**—76, Wilmer Fowler, Buffalo, 11/27/60, and 76, Walter Payton, Chicago, 10/16/78.

Passing

ATTEMPTS—60, Joe Namath, at N. Y. Jets, 12/3/67. **COMPLETIONS**—31, Jim Krieg, vs. Seattle, 11/20/83, Joe Gilliam, Pittsburgh (OT), 9/22/74. **HAD INTERCEPTED**—7, Ken Stabler, at Oakland, 10/16/77. **YARDS GAINED**—435, Len Dawson, at Kansas City, 11/1/64. **COMPLETION PERCENTAGE** (10 or more passes)—813, Bob Berry, at Atlanta, 11/26/72. **TOUCHDOWNS**—6, Len Dawson, at Kansas City, 11/1/64. **LONGEST SCORING PLAY**—92, Len Dawson to Tom Brooker, Dallas, 11/18/62, Jacky Lee to Bill Groman, at Houston, 11/20/60. **LONGEST NON-SCORING PLAY**—77, Tom Flores to Art Powell, Oakland, 11/29/64.

Receiving

RECEPTIONS—12, Art Powell, New York, 10/22/61. 12, Ed Podolak, at Kansas City, 10/7/73. 12, Ken Payne, Green Bay, 9/29/75. 12, Steve Largent, Seattle, 11/25/84. **YARDS GAINED**—213, Curtis McClinton, at Kansas City, 12/19/65. **TOUCHDOWNS**—4, Lance, Alworth, San Diego, 12/1/68.

Punting

MOST PUNTS—11, Dennis Partee, San Diego, 11/30/75. 11, Bob Parsons, at Chicago, 12/12/76. **AVERAGE** (4 or more punts)—57.40, Steve O'Neal, New York, 9/21/69. **LONGEST PUNT**—98, Steve O'Neal, New York, 9/21/69.

Punt Returns

MOST RETURNS—9, Rodger Bird, at Oakland, 9/10/67. **RETURN YARDS**—143, Rodger Bird, at Oakland, 9/10/67. **LONGEST SCORING RETURN**—82, Bobby Jancik, at Houston, 12/20/64. **LONGEST NON-SCORING RETURN**—72, Greg Pruitt, at Cleveland, 10/27/74.

Kickoff Returns

MOST RETURNS—6, Zach Dixon, vs. Seattle, 11/20/83. **RETURN YARDS**—164, Dave Grayson, Kansas City, 10/11/64. **LONGEST SCORING RETURN**—106, Noland Smith, Kansas City, 12/17/67. **LONGEST NON-SCORING RETURN**—80, Dave Grayson, Kansas City, 10/11/64.

OPPONENT RECORDS (Continued)

Interceptions

MOST INTERCEPTIONS—3 held by nine players. **RETURN YARDS**—99, Bobby Hunt, at Kansas City, 12/8/63. **LONGEST SCORING RETURN**—80, Coy Bacon, San Diego, 11/11/73. **LONGEST NON-SCORING RETURN**—87, Ron Hall, Boston 9/18/66.

Scoring

TOUCHDOWNS—4, Frank Jackson, at Dallas, 12/10/61. 4, Bert Coan, Kansas City, 10/23/66. 4, Lance Alworth, San Diego, 12/1/68. 4, Chuck Muncie, at San Diego, 11/29/81. **FIELD GOALS**—6, Gino Cappelletti, Boston, 10/4/64. **LONGEST FIELD GOAL**—58, Steve Cox, vs. Cleveland, 12/4/83. **POINTS**—24, Frank Jackson, at Dallas, 12/10/61. 24, Bert Coan, Kansas City, 10/23/66. 24, Lance Alworth, San Diego, 12/1/68. 24, Chuck Muncie, at San Diego, 11/29/81.

OPPONENT SINGLE GAME TEAM RECORDS

Scoring

POINTS—59, Kansas City, 9/7/63.

Total Offense

PLAYS—93, Pittsburgh (OT), 9/22/74. **YARDS GAINED**—634, at Oakland, 10/25/64. **GAIN PER PLAY**—10.30, San Diego, 10/6/63. **FEWEST YARDS GAINED**—60, at Cleveland, 10/24/71.

Rushing

RUSHES—62, at New England, 11/28/76. **YARDS GAINED**—380, Kansas City, 10/23/66. **GAIN PER RUSH**—9.27, Kansas City, 10/23/66. **FEWEST YARDS GAINED**—0, at Kansas City, 12/19/65.

Passing

ATTEMPTS—62, at New York, 12/3/67. **COMPLETIONS**—31, vs. Seattle, 11/20/83, Pittsburgh (OT), 9/22/74. **HAD INTERCEPTED**—7, at Oakland, 10/16/77. **MOST YARDS GAINED**—427, at Oakland, 10/25/64. **FEWEST YARDS GAINED**—(-7), Chicago, 12/5/71. **COMPLETION PERCENTAGE**—813, at Atlanta, 11/26/72.

First Downs

TOTAL FIRST DOWNS—33, Pittsburgh (OT), 9/22/74. **RUSHING**—21, at New England, 11/28/76. **PASSING**—21, San Diego, 12/1/68. **PENALTY**—6, Miami, 12/4/66. 6, at Oakland, 11/9/69.

Punting

MOST PUNTS—11, San Diego, 11/30/75, and at Chicago, 12/12/76. **BEST AVERAGE** (4 or more punts)—57.40, NY Jets, 9/21/69.

Punt Returns

MOST RETURNS—9, at Oakland, 9/10/67. **RETURN YARDS**—143, at Oakland, 9/10/67.

Kickoff Returns

MOST RETURNS—9, at Houston, 10/14/73, and at San Diego, 12/9/73. **RETURN YARDS**—238, at Kansas City, 10/8/66.

OPPONENT RECORDS (Continued)

TWO TEAM RECORDS

Scoring

POINTS—91—N.Y. Titans, 46, Denver 45, 11/22/62.

Total Offense

PLAYS—161—Denver 88, Seattle 73 (OT), 10/29/78; 161—Denver 84, at L.A. Raiders 77 (OT), 10/28/84. **YARDS GAINED**—1,057—Denver 476, at San Diego 581, 10/20/68.

Rushing

MOST RUSHES—100—Denver 59, at Kansas City 41 (OT), 9/24/78. **YARDS GAINED**—472—Denver 356, at Chicago 116, 12/12/76.

Passing

ATTEMPTS—97—Denver 53, at Houston 44, 12/2/62. **COMPLETIONS**—53—Denver 35, at Houston 18, 12/20/64. **HAD INTERCEPTED**—13—Denver 8, at Houston 5, 12/2/62. **YARDS GAINED**—708—Denver 321, at San Diego 387, 10/20/68.

Other

TOTAL FIRST DOWNS—58—Denver 34, Kansas City 24, 11/18/74. **FUMBLES**—12—Denver 6, at Boston 6, 11/6/66, and Denver 5, Buffalo 7, 12/13/64. **FUMBLES LOST**—10—Denver 5, at Boston 5, 11/6/66. **YARDS PENALIZED**—273—Denver 128, at Seattle 145, 12/8/79. **FEWEST YARDS PENALIZED**—25—Denver 5, Dallas 20, 10/30/60.



PLAYER HISTORY

ALL-TIME DRAFT CHOICES

1960 (First selections)—Harry Ball, T, Boston College; Charley Britt, QB, Georgia; Dave Canary, E, Cincinnati; Paul Candro, HB, Boston U.; Bill Carrico, G, N. Texas St.; Larry Cundiff, C, Mich. State; Bernard Darre, T, Tulane; Roger Davis, T, Syracuse; Lonnie Dennis, G, Brig. Young; John Dingens T-G, Detroit; Maurice Doke, G, Texas; Mike Dowdle, FB, Texas; Wayne Hawkins, T, COP; Gary Huber, C, Miami (O.); Dave Hudson, E, Florida; Claude King, HB, Houston; Don Klochak, FB, N. Carolina; Roger LeClerc, C, Trinity; Dean Look, QB, Mich. State; Bill Mathis, HB, Clemson; Ken McNeece, T-G, San Jose St.; James Monroe, QB, Arkansas; Ray Norton, HB, San Jose St.; Robert Rosbaugh, HB, Miami (Fla.); Mel Semenko, E, Colorado; Lebron Shields, T, Tennessee; Jack Spikes, FB, TCU; Howard Turley, E, Louisville; Jim Walden, QB, Wyoming; Willie West, HB, Oregon; John Willener, G, Oregon; Bob Yates, T, Syracuse; Ken Young, E, Valparaiso; Bob Zimpter, T-G, Bowling Gr.

1960 (Second selections)—Mel Branch, T-G, LSU; Ronnie Cain, E, Kentucky; Jack Campbell, E, Toledo; Tom Chapman, E, Detroit; LaVelle Coleman, HB, West Mich.; Jim Colvin, T-G, Houston; Teddy Foret, T-G, Auburn; Bobby Green, HB, Florida; Jack Hanlon, HB, Penn.; G. Hershberger, T-G, Wichita; Sam Homer, HB, VMI; Bob Hudson, E, Lamar Tech.; Vic Jones, HB, Indiana; Billy Luplow, T-G, Arkansas; George Phelps, HB, Cornell C. Ia.; Tom Roberts, T-G, Georgia Tech; Sam Stenger, C, Denver; Olin Treadway, QB, Iowa; John Wilkins, T-G, So. California; Emmet Wilson, T-G, Georgia Tech.

1961—1, Bob Gaiters, HB, N. Mex. St. 2, Jerry Hill, HB, Wyoming, 3, Chas. Strange, C, LSU, 4, Roland McDole, T, Nebraska, 4a, (NY), Sonny Davis, E, Baylor, 5, Charles Cowan, E, NM H'lds. U. 6, Dale Evans, HB, Kansas State, 7, Pat Patchen, E, Florida, 9, Phil Nugent, QB, Tulane, 10, Chas. Sturgeon, HB, Kentucky, 11, John Simko, E, Augustana, 12, Jerry Miller, E, H. Payne, 13, Ron Greene, G, Wash. St. 14, Bill Cooper, FB, Muskingum, 15, Willie Crafts, G, Texas A&I, 16, Jim Larkin, T, Hillsdale, 17, Chuck Weiss, FB, Colorado, 18, Chick Graning, HB, Georgia Tech, 19, John Hobbs, G, Maryland St. 20, Buck McLeod, T, Baylor, 21, Jim Morgan, HB, Iowa St. Tech, 22, Tom Hackler, E, Tenn. Tech, 23, Tom Jewell, T, Idaho St. 24, E. A. Simms, E, N. Mex. St. 25, Pete Samms, T, Central Okla. 26, Sam Smith, HB, Florence St. 27, Donald Olson, HB, Nebraska, 28, Wayne Lee, G, Colo. St. Col. 29, Archie Cobb, T, Nebraska, 30, Dave Mills, HB, NE Mo. St. Tech.

1962—1, Merlin Olsen, T, Utah St. 2, Jerry Hillebrand, E, Colorado, 3, Charles Holmes, FB, Maryland St. 4, John Furman, QB, Texas Western, 7, John McGeever, HB, Auburn, 8, Elbert Harris, HB, S.E. Louisiana, 9, Larry Jepson, C, Furman, 10, Gale Weidner, QB, Colorado, 11, Mike Kline, G, Oregon St. 13, Bob Cegelski, C, Montana St. 14, Sonny Gibbs, QB, TCU, 15, Bill Loudon, G, Benedict Coll. 16, Gary Ballman, HB, Mich. St. 17, Jerry Tarr, E, Oregon, 18, Pete Schenk, E, Washington St. 20, Mike Martin, E, Washington St. 21, Jim Perkins, T, Colorado, 22, Don Kasso, HB, Oregon St. 23, Ken Tureaud, HB, Michigan, 24, Neil Thomas, G, Hillsdale, 25, Dave Edwards, E, Auburn, 26, Jim Roberts, T, Mississippi, 27, A. Von Sonn, C, UCLA, 28, Paul Holmes, T, Georgia, 29, Lynn Hoyem, C, Long Beach St. 30, Walter Mince, HB, Arizona, 31, Bill Williamson, T, Bakersfield JC, 32, Vester Flanagan, T, Humboldt St. 33, Duane Allen, E, Mt. S.A. Coll. 34, S. Stonebraker, E, Detroit.

1963—1, K. Alexander, HB, UCLA, 2a, (NY), Ray Poage, FB, Texas, 2b, Tom Nomina, T, Miami (O.), 3, Tommy Janik, HB, Texas A&I, 4, Lou Slaby, LB, Pittsburgh, 5, Ray Mansfield, C, Washington, 6, Anton Peters, T, Florida, 7a, (San Diego), M. Slaughter, QB, Louisiana Tech, 7b, Paul Flatley, E, Northwestern, 8a, (Buf.), H. Dixon, FB, Florida A&M, 8b, John Griffin, HB, Memphis St. 9, Marv Fleming, E, Utah, 10a, Lonnie Sanders, HB, Michigan St. 10b, (Hous.), Pat Richter, E, Wisconsin, 11, Billy Joe, FB, Villanova, 12, John Gamble, E, U. of Pacific, 13, James Maples, C, Baylor, 15, W. Freeman, E, North Texas, 16, David Crossan, G, Maryland, 17, Bob Paremore, HB, Florida A&M, 18, Charles Mitchell, HB, Washington, 19a, Frank Baker, FB, Toledo, 19b, (Dallas), Bruce Starling, HB, Florida, 20, Dan Grimm, G, Colorado, 21, Ross Nolan, E, NE Louisiana, 22, Dave Mathiesen, QB, Washington St. 23, Billy Mooty, HB, Arkansas, 24, C. B. Simons, LB, Stanford, 25, Forest Farmer, LB, Purdue, 26, Monte Day, T, Fresno St. 27, John Sellers, T, Bakersfield JC, 28, Bill Reddell, HB, Occidental, 29, Kern Carson, HB, San Diego St.

1964—1, Bob Brown, T, Nebraska, 3, Marv Woodson, DB, Indiana, 3a, Matt Snorton, DE-E, Michigan St. 6, Don Shackelford, T, Pacific, 6a, Al Denson, FL, Florida A&M, 7, Ray Kubala, C-T, Texas A&M, 7a, Jerry

Richardson, LB, W. Texas St. 8, W. Hilgenberg, G-LB, Iowa. 9, John Mims, T, Rice. 12, Paul Krause, DB, Iowa. 13, Charley Parker, G, So. Mississippi. 14, Bob Hayes, HB, Florida A&M. 15, Chuck Logan, E, Northwestern. 16, Bob Cherry, E, Wittenburg. 17, J. McNaughton, E, Utah St. 18, George Mira, QB, Miami. 19, Odell Barry, FL, Findlay. 21, Dick Herzog, T, Drake. 22, Gary Lewis, HB, Arizona St. 23, Ken Brusvan, T, Oregon St. 24, Mickey Bitsko, LB, Dayton. 25, Jim Jones, E, Wisconsin. 26, Bob Berry, QB, Oregon.

1965—2, Dick Butkus, LB, Illinois. 3, Glen Ressler, C, Penn St. 4, Geo. Donnelly, DB, Illinois. 5a, Bob Breitenstein, T, Tulsa. 5b, Max Leetzow, DT, Idaho. 6, Tom Wilhelm, T, Syracuse. 7, Jim Garcia, DE, Purdue. 8, John Holman, G, Wisconsin. 9, Gary Busell, DB, Georgia Tech. 10, Gene Jeter, LB, AM&N. 11, Tom Vaughan, HB, Iowa St. 12, Tom Myers, QB, Northwestern. 13, Mike Strofalino, LB, Villanova. 14, John Frick, G, Ohio U. 15, Jeff Jordan, DB, Tulsa. 16, Brian Schweda, T, Kansas. 18, Larry Dupree, HB, Florida. 19, R. Oelschlagel, HB, Kansas. 20, Terry Metchner, G, Albion.

1966—1, Jerry Shay, T, Purdue. 2, Freeman White, E, Nebraska. 3, Bob Hadrick, E, Purdue. 4, Randy Johnson, QB, Texas A&I. 5, Billy Clay, DB, Mississippi. 6, James Fulgham, T, Minnesota. 7, Jerry Jone, G, Bowling Green. 7a, (Buf.), Scotty Glacken, QB, Duke. 8, Goldie Sellers, DB, Grambling. 9, Ron Sbranti, LB, Utah St. 10, Larry Cox, T, Abilene CC. 11, James Burns, G, Northwestern. 13, Eric Crabtree, DB, Pittsburgh. 14, Fred Forsberg, DT, Washington. 15, Mike Ringer, DB, Oklahoma. 16, Frank Rogers, K, Colorado. 17, Gary Eickman, DE, Illinois. 18, Tom Talaga, T, Notre Dame. 19, Tom Coughlin, DE, Miami. 20, Cliff Hysell, T, Montana St.

1967—1, Floyd Little, HB, Syracuse. 2, Thomas Beer, TE, Houston. 3a, Mike Current, T, Ohio State. 3b, Geo. Goeddeke, C, Notre Dame. 4, C. Cunningham, DE, Houston. 5a, Fran Lynch, FB, Hofstra. 5b, John Huard, LB, Maine. 6, Neal Sweeney, E, Tulsa. 7, Frank Richter, G, Georgia. 8, Tom Cassese, E, C. W. Post. 9, James Summers, DB, Michigan St. 10, Paul Krause, QB, Duquesne. 11, Lou Andrus, DE, Brigham Young. 13, Dennis Furjanic, DE, Houston. 14, Tom Francisco, HB, Virginia Tech. 15, Donald Smith, G, Florida A&M. 16, Jack Lentz, QB, Holy Cross. 17, W. Valley, Jr., T, Oregon St.

1968—2, Curley Culp, DE, Arizona St. 3a, Garrett Ford, RB, West Virginia. 3b, (K.C.), Robert Vaughan, T, Mississippi. 4b, (Miami), Gordon Lambert, LB, Tenn. Martin. 4c, (K.C.), Drake Garrett, DB, Michigan St. 4d, (Cincy), Gus Holloman, DB, Houston. 8, Steve Holloway, DB, Weber St. 9, Paul Smith, LB, New Mexico. 10, Bob Langford, T, Middle Tenn. 12, Robert Hendrix, T, Mississippi. 13, Charles Greer, DB, Colorado. 14, Marlin Briscoe, RB, Omaha. 15, Jeff Kuhman, LB, Vermont. 16, Adin Brown, LB, William & Mary. 17, Steve Grady, RB, So. California.

1969—2, Grady Cavness, DB, Texas-El Paso. 3, Bill Thompson, DB, Maryland St. 4a, Mike Schnitker, LB, Colorado (From Boston thru K.C.). 4b, Edward Hayes, DB, Morgan St. 5, Frank Quayle, RB, Virginia. 6a, (Buf.), Wandy Williams, RB, Hofstra. 6b, Mike Coleman, RB, Tampa. 7, Al Giffin, TE, Auburn. 9, Henry Jones, RB, Grambling. 10, Jim Smith, DB, Utah St. 11, Alan Pastrana, QB, Maryland. 12, Wes Plummer, DB, Arizona St. 13, John Sias, SE, Georgia Tech. 14, Gary Crane, LB, Arkansas St. 15, Errol Kahoun, G, Miami (O.). 16, Billy Woods, DB, No. Texas St. 17, Buster O'Brien, QB, Richmond.

1970—1, Bob Anderson, RB, Colorado. 2, Alden Roche, DE, Southern. 3, John Kohler, T, South Dakota. 4, Jerry Hendren, WR, Idaho. 5, Bill McKoy, LB, Purdue. 6, John Mosier, TE, Kansas. 7, R. Montgomery, CB, Weber St. 8, (K.C.), L. Porter, RB, Southern. 9, D. Washington, LB, Alcorn A&M. 10, M. Fullerton, DT, Tuskegee Inst. 11, Cleve Bryant, DB, Ohio University. 12, Greg Jones, RB, Wisconsin St. 13, Jim McKoy, CB, Parsons College. 14, Jeff Slipp, LB, Brigham Young. 15, Maher Barakat, K, So. Dakota Tech. 16, Bob Stewart, QB, Northern Ariz. 17, Frank Kalfoss, K, Montana St.

1971—1, M. Montgomery, OT, So. California. 2, Dwight Harrison, WR, Texas A&I. 4a, Lyle Alzado, DE, Yankton Col. 4b, C. Johnson, CB, Alcorn A&M. 6, Howard Phillips, C, Michigan St. 7, Doug Adams, CB, Ohio St. 8, Tom Beard, LB, Michigan St. 9, John Handy, LB, Purdue. 10, Carlis Harris, WR, Idaho St. 11, Roger Roitsch, DT, Rice. 12, Floyd Franks, WR, Mississippi. 13, Craig Blackford, QB, Evansville. 14, Tommy Lyons, C, Georgia. 15, Lawrence James, RB, Norfolk St. 16, Steve Thompson, DT, Minnesota. 17, Jack Simcsak, P-K, Virginia Tech.

1972—1, Riley Odoms, TE, Houston. 3, Bill Phillips, LB, Arkansas St. 4, (Minn.), Tom Graham, LB, Oregon. 5, (Phila.), Jim Krieg, WR, Washington. 8, Ronnie Estay, LB, LSU. 9, Floyd Priestler, DB, Boston U. 10, Richard Wilkins, DE, Maryland St. 11, Larry Brunson, WR, Colorado. 12, R. McDougall, DB, Weber St. 13, Bob Warner, RB, Bloomsburg St. 14, Jerome Kundich, G, UTEP. 15, Skip Parmenter, DT, Massachusetts. 16, Tom Bougus, RB, Boston College. 17, Lou Harris, RB, Southern California.

1973—1, Otis Armstrong, RB, Purdue. 2, Barney Chavous, DE, S. Carolina St. 3a, Paul Howard, OG, Brigham Young. 3b, John Wood, DT, LSU. 4, Tom Jackson, LB, Louisville. 5, Charles McTorry, DB, Tennessee St. 7a, Mike Askea, OT, Stanford. 7b, John Grant, DE, So. California. 9, Lyle Blackwood, DB, Texas Christian. 10, Al Marshall, WR, Boise State. 11, Elton Brown, DT, Utah State. 12, Jim O'Malley, LB, Notre Dame. 13a, Ed Smith, DE, Colorado Col. 13b, Ed White, RB, Tulsa. 14, John Hufnagel, QB, Penn State. 15, Calvin Jones, DB, Washington. 16a, Oliver Ross, RB, Alabama A&M. 16b, Ken Muhlbier, C, Idaho State. 17, Kenneth Morgan, TE, Elon College.

1974—1, Randy Gradishar, LB, Ohio State. 2, Carl Wafer, DT, Tenn. State. 3, Claudie Minor, T, San Diego St. 4, Ozell Collier, CB, Colorado. 6a, John Winesberry, WR, Stanford. 10, Charlie Johnson, CB, Southern. 11, Steve Buchanan, RB, Holy Cross. 12, Larry Cameron, LB, Alcorn A&M. 13, John Clerkley, DT, Fort Valley St. 14, Rich Marks, DS, No. Illinois. 15, Piel Pennington, QB, U. of Mass. 16, Darrell Austin, T, So. Carolina. 17, Boyd Brown, TE, Alcorn A&M.

1975—1, Louis Wright, CB, San Jose St. 2, Charlie Smith, DE, N. Carolina Cen. 3a, (N.Y.G.), Mike Franckowiak, QB-KS, Central Mich. 3b, Drew Mahalic, LB, Notre Dame. 4a, (KC) Steve Taylor, DB, Georgia. 4b, Rick Upchurch, WR-Spec, Minnesota. 5a, Stan Rogers, T, Maryland. 5b, Rubin Carter, DT, Miami (Fla.). 8, Steve Foley, S-QB, Tulane. 9, Russell Williams, DB, Arizona. 10, (KC), Hank Englehardt, C, Pacific. 10, Steve Haggerty, WR, Nev.-Las Vegas. 12, Harry Walters, LB, Maryland. 13, Eric Penick, RB, Notre Dame. 14, Jerry Arnold, G, Oklahoma. 15, Ken Shelton, TE, Virginia. 16, Bubba Bridges, DT, Colorado. 17, Lester Sherman, Ret. Spec., Albany St.

1976—1, Tom Glassic, G, Virginia. 2, Kurt Knoff, S, Kansas. 4, Craig Penrose, QB, San Diego St. 5, Lonnie Perrin, RB, Illinois. 8, James Betterson, RB, North Carolina. 9a, Jim Czirr, C, Michigan. 9b, (St. Louis), Jim Lisko, LB, Arkansas St. 10, Art Gilliam, DE, Grambling. 11, Greg Pittman, LB, Iowa St. 12, Randy Moore, DT, Arizona St. 13, Donnie McGraw, CB, Houston. 14, Larry Evans, LB, Mississippi Col. 15, Wilbur Summers, KS, Louisville. 16, John Huddleston, LB, Utah. 17, Randy Cozens, LB, Pittsburgh.

1977—1, Steve Schindler, G, Boston College. 2, Rob Lytle, RB, Michigan. 4, Bill Bryan, C, Duke. 7, Larry Swider, P, Pittsburgh. 8, Calvin Culliver, RB, Alabama. 9, Charles Jackson, NT, Washington. 10, Orna Middlebrook, WR, Arkansas state. 11, Phil Heck, LB, California. 12, Scott Levenhagen, TE, Western Illinois.

1978—1, Don Latimer, DT, Miami (Fla.). 2, Bill Gay, TE, USC. 8, Frank Smith, OT, Alabama A&M. 10, Vince Kinney, WR, Maryland. 11, Lacy Brumley, OT, Clemson.

1979—1, Kelvin Clark, T, Nebraska. 3, Bruce Radford, DE, Grambling. 4, Charles Jefferson, DB, McNeese State. 5, Rick Leach, QB, Michigan. 6, Jeff McIntyre, LB, Arizona State. 7, Luke Prestidge, P, Baylor. 9, Charley Taylor, WR, Rice. 11, Zachary Dixon, RB, Temple. 12, David Jacobs, K, Syracuse.

1980—2, Rulon Jones, DE, Utah State. 3, Larry Carter, DB, Kentucky. 4, Rick Parros, RB, Utah State. 5a, Mike Harden, S, Michigan. 5b, Laval Short, NT, Colorado. 6, Keith Bishop, G, Baylor. 7, John Havekost, G, Nebraska. 8, Don Coleman, WR, Oregon. 9, Greg Bracelin, LB, California. 10, Virgil Seay, Ret. Spec., Troy State. 11, Phil Farris, WR, North Carolina.

1981—1, Dennis Smith, S, Southern California. 2, Clay Brown, TE, Brigham Young. 4, Mark Herrmann, QB, Purdue. 5, Ken Lanier, T, Florida State. 6, Alvin Lewis, RB, Colorado State. 7, Steve Busick, LB, Southern California. 9, Rusty Olsen, DE, Washington. 11, Pat Walker, WR, Miami (Fla.). 12a, John Hanker, LB, Notre Dame. 12b, Mandel Robinson, RB, Wyoming.

1982—1, Gerald Willhite, RB, San Jose State. 2, Orlando McDaniel, WR, Louisiana State. 4, Dan Plater, WR, Brigham Young. 5, Sammy Winder, RB, Southern Mississippi. 7, Alvin Ruben, DE, Houston. 9, Keith Jecker, T, Auburn. 10, Ken Woodard, LB, Tuskegee Institute. 11, Stuart Yatsko, G, Oregon. 12, Brian Clark, G, Clemson.

1983—1, Chris Hinton, G, Northwestern. 2, Mark Cooper, T, Miami (Fla.). 3, Clinton Sampson, WR, San Diego State. 5a, Weedy Harris, LB, Houston. 5b, Bruce Baldwin, CB, Harding. 6, Victor Hefflin, CB, Delaware State. 7, Myron Dupree, CB, North Carolina Central. 8, Gary Kubiak, QB, Texas A&M. 9, Brian Hawkins, CB, San Jose State. 10, Walt Bowyer, DE, Arizona State. 11, Don Bailey, C, Miami (Fla.). 12, Karl Mecklenburg, NT/DE, Minnesota.

1984—2, Andre Townsend, NT/DE, Mississippi. 3, Tony Lilly, S, Florida. 4, Randy Robbins, CB, Arizona. 6, Aaron Smith, LB, Utah State. 7, Clarence Kay, TE, Georgia. 8a, Winford Hood, G, Georgia. 8b, Scott Garnett, NT, Washington. 9, Chris Brewer, RB, Arizona. 10, Bobby Micho, TE, Texas. 11, Gene Lang, RB, Louisiana State. 12, Murray Jarman, WR, Clemson.

1985—1, Steve Sewell, RB, Oklahoma. 2a, Vance Johnson, WR, Arizona. 2b, Simon Fletcher, DE, Houston. 4, Keli McGregor, TE, Colorado State. 5, Billy Hinson, G, Florida. 7, Dallas Cameron, NT, Miami (Fla.). 8, Eric Riley, CB, Florida State. 9, Daryl Smith, CB, North Alabama. 10a, Buddy Funck, QB, New Mexico. 10b, Ron Anderson, LB, Southern Methodist. 11, Gary Rolle, WR, Florida. 12, Dan Lynch, G, Washington State.

MAJOR TRADES

1985

Obtained 2nd-1985 (V. Johnson) from Houston in exchange for 2nd-1985 (obtained from Tampa Bay) and 5th-1985.
Obtained future conditional undisclosed draft choice from Green Bay in exchange for QB Scott Brunner.

1984

Obtained future undisclosed draft choice from Tampa Bay in exchange for DE Brison Manor.
Obtained rights to LB Ricky Hunley from Cincinnati for 1st and 3rd-1986, and 5th-1987.
Obtained WR Dave Logan from Cleveland in exchange for 4th-1984.
Obtained QB Scott Brunner from New York Giants in exchange for 4th-1984.
Obtained 4th-1984 (Robbins) and conditional undisclosed future draft choice from Tampa Bay in exchange for QB Steve DeBerg.
Obtained TE Eason Ramson from San Francisco in exchange for 5th-1984.
Obtained LB Stan Blinks from New York Jets in exchange for 6th-1985.

1983

Obtained 5th-1985 (Hinson) from Miami in exchange for LB Larry Evans.
Obtained 8th-1984 (Hood) from Green Bay in exchange for DE Greg Boyd.
Obtained rights to QB John Elway from Baltimore for 1st-1983 (Chris Hinton), 1st-1984, and QB Mark Hermann.

1982

Obtained 4th-1984 from New Orleans in exchange for T Kelvin Clark.
Obtained S J. T. Thomas from Pittsburgh in exchange for 8th-1983.
Obtained linebacker Robert L. Jackson from Cleveland for 6th-1982.
Obtained 4th-1982 (Plater) from Buffalo Bills in exchange for switching positions in first round of 1982 draft.

1981

Obtained QB Steve DeBerg from San Francisco for 4th-1983.
Obtained WR Wade Manning from Buffalo for 8th-1982.
Obtained future undisclosed draft choice from New Orleans for LB Rob Nairne.
Obtained RB Tony Reed from Kansas City for 3rd-1981 and 4th-1982.

1980

Obtained WR Emery Moorehead from New York Giants for 8th-1981.
Obtained RB Don Hardeman from Baltimore for 12th-1980.
Obtained CB Perry Smith from St. Louis for 8th-1980 and 10th-1981.
Obtained RB Lawrence McCutcheon from Los Angeles for 3rd-1982.
Obtained QB Matt Robinson from New York Jets for 1st-1980, 2nd-1980, and QB Craig Penrose.

1979

Obtained 8th-1980 (Coleman) from Baltimore for P Bucky Dilts.
Obtained 2nd-1980 (Jones) and 5th-1980 (Short) and 3rd-1981 (traded to Kansas City) for DE Lyle Alzado.

1978

Obtained OT Tom Neville from New England for 10th-1979.
Obtained DB Charlie West and 6th-1979 (McIntyre) for TE Bill Gay.
Obtained future undisclosed draft choice from Detroit for center Mike Montler.

1977

Obtained RB Jim Jensen from Dallas for 6th-1979.
Obtained OT Andy Maurer from San Francisco for 9th-1978.
Obtained C Mike Montler from Buffalo for 2nd-1979.
Obtained DB Bernard Jackson from Cincinnati for 3rd-1978 and 7th-1978.
Obtained QB Craig Morton from the New York Giants for QB Steve Ramsey and 5th-1978.

1976

Obtained LB Godwin Turk from New York Jets for 5th-1977.
Obtained OT Bill Bain from Green Bay for 3rd-1977.
Obtained 9th-1976 (Likso) from St. Louis for DB Jeff Severson.

1975

Obtained DB Jeff Severson from Houston for 7th-1976.
Obtained past considerations from Kansas City for TE Billy Masters.
Obtained C Phil Olsen from Los Angeles for WR Otto Stowe and 3rd-1976 and 6th-1977.
Obtained DB Clarence Ellis from Atlanta for DB Charles Greer, WR Jerry Simmons and 6th-1976.
Obtained DT Greg Marx and 5th-1975 (Rogers) from Atlanta for OG Larron Jackson.

1974

Obtained 4th-1975 (Taylor) from Kansas City for LB Tom Graham.
Obtained 10th-1975 (Englehardt) from Kansas City for OT Tom Drougas.
Obtained 3rd-1975 (Franckowiak) from New York Giants for RB Joe Dawkins.
Obtained RB Jon Keyworth from Washington for 6th-1975 and 11th-1975.
Obtained DB John Rowser from Pittsburgh for 6th-1974 and 9th-1974.

1973

Obtained LB Ray May from Baltimore for 3rd-1974 and 8th-1974.
Obtained DB Dale Hackbart from St. Louis for 10th-1974.
Obtained LB Bill Laskey from Baltimore for 7th-1974.
Obtained WR Gene Washington from Minnesota for WR Rod Sherman and 5th-1974.

1972

Obtained 3rd-1974 (Minor) and 6th-1974 (traded to Pittsburgh) from Cleveland for QB Don Horn.
Obtained WR Haven Moses from Buffalo for WR Dwight Harrison.
Obtained 3rd-1973 (Howard) from Cleveland for DE Rich Jackson.
Obtained C Bobby Maples from Pittsburgh for 6th-1973.
Obtained OT Rick Sharp from Pittsburgh for 8th-1973.
Obtained DE-OT Lloyd Voss from Pittsburgh for 5th-1973.
Obtained QB Charley Johnson from Houston for 3rd-1973.
Obtained RB Eddie Ray and 3rd-1973 (Wood) from San Diego for DT Dave Costa.
Obtained 7th-1973 (Grant) from Baltimore for TE John Mosier.
Obtained LB Al Andrews from Buffalo for LB Dave Washington.
Obtained 5th-1973 (traded to Pittsburgh) from New Orleans for LB John Huard.

1971

Obtained RB Joe Dawkins from Houston for RB Dickie Post.
Obtained OG Larron Jackson and 5th-1972 from Houston for DB Cleophus Johnson.
Obtained LB Olen Underwood from Houston for OG Bob Young.
Obtained 5th-1972 (Krieg) from Philadelphia for QB Pete Liske.
Obtained RB Dickie Post from San Diego for 2nd-1972.
Obtained QB Steve Ramsey from New Orleans for 4th-1972.
Obtained OT Roger Shoals from Detroit for LB Carl Cunningham.
Obtained QB John Stofa from Miami for 7th-1972.
Obtained DB Butch Byrd from Buffalo for 5th-1972.
Obtained DB Leroy Mitchell from Houston for DB John Charles.
Obtained DB John Charles and 4th-1972 (Graham from Minnesota for WR Al Denson.
Obtained QB Don Horn from Green Bay for DE Alden Roche and exchange of first round positions in 1972 draft.
Obtained K Jim Turner from New York Jets for K Bobby Howfield.

1970

Obtained DB Cornell Gordon from New York Jets for DB Gus Hollomon.
Obtained TE Jim Whalen from Boston for TE Tom Beer.
Obtained DB Paul Martha from Pittsburgh for C Walter Highsmith and OT Wallace Dickey.
Obtained RB Booker Edgerson from Buffalo for 5th-1972.
Obtained FB Willis Crenshaw from St. Louis for 3rd-1971.
Obtained TE Billy Masters from Buffalo for 5th-1971.
Obtained 8th-1971 (Beard) from Houston for RB Tom Smiley.
Obtained 4th-1971 (Alzado) from Boston for K Charlie Gogolak.

1969

Obtained RB Tom Smiley from Cincinnati for WR Eric Crabtree.
Obtained OT Walt Barnes from Kansas City for 8th-1970.

1968

Obtained a future draft choice from the New York Jets for DB Nemiah Wilson, later cancelled when Wilson was cut by the Jets.
Obtained 4th-1969 (Schnitker) from Kansas City for DT Curley Culp.
Obtained 3rd-1968 (Vaughan) from Kansas City for DB Goldie Sellers.
Obtained 4th-1968 from Kansas City for RB Wendell Hayes.
Obtained 6th-1969 (Williams) from Buffalo for RB Charlie Mitchell.

1967

Obtained QB Steve Tensi for 1st-1968 and 1st-1969.
Obtained OG Dick Tyson, LB Ray Scmaultz, DE Rich Jackson from Oakland for WR Lionel Taylor and C Jerry Sturm.
Obtained RB Cookie Gilchrist, QB George Wilson, OG Ernie Park, and DE Earl Faison from Miami for DE Dan LaRose, LB Jerry Hopkins RB Abner Haynes, and 6th-1968.
Obtained WR Bill Cronin from Miami for DT Ray Jacobs.
Obtained DT Dave Costa from Buffalo for 4th-1968.
Obtained DT Rex Mirich and draft choice from Oakland for DB Willie Brown and QB Mickey Slaughter.

1966

Obtained 3rd-1967 (Current) and 5th-1967 (Lynch) from Miami for RB Cookie Gilchrist.
Obtained LB Archie Matsos from Oakland for RB Hewritt Dixon.

1965

Obtained RB Cookie Gilchrist from Buffalo for RB Billy Joe.
Obtained RB Abner Haynes from Kansas City for LB Jim Fraser.

1964

Obtained DT Stan Fanning and draft choice from Oakland for RB Gene Mingo.
Obtained QB Jacky Lee for two years use from Houston for 1st-1965 and DT Bud McFadin.
Obtained LB Marv Matuszak and DB Billy Atkins from Buffalo for C Walt Cudzik.
Obtained DT-K Dick Guesman, DE Ed Cooke, DT Charlie Janerette, OG Sid Fournet and LB Jim Price from New York Jets for DB Bob Zeman, LB Wahoo McDaniel, WR Gene Prebola and DT Gordy Holz.

1962

Obtained RB Bo Dickinson from Dallas for OB Carl Larpenter.
Obtained HB Bob Scarpitto, DB Bob Zeman and OE Luther Hayes from San Diego for cash.

1960

Obtained DB Goose Gonsoulin from Dallas for FB Jack Spikes.

EQUALIZATION, EXPANSION DRAFTS

1976—Expansion Draft: Broncos lost OT Mike Current and DT Bubba Bridges to Tampa Bay and DB Steve Taylor to Seattle.

1968—Expansion Draft: Broncos lost RB Cookie Gilchrist, OG Pat Matson, LB Henry Sorrell, RB Mike Kellogg and DB Lonnie Wright to Cincinnati.

1966—Expansion Draft: Broncos lost LB Tom Erlandson, DE Ed Cooke, OG Tommy Nomina and DB John McGeever to Miami.

1962—AFL Equalization Draft: Broncos obtain OG John Denvir from San Diego, OE Jerry Richardson from San Diego, QB Richie Lucas from Buffalo, DT Ike Lassiter from Dallas and HB Charles Bolden from Houston.

ALL-TIME ROSTER

Bob Adams	TE	Pacific	1975
Kenneth M. Adamson	G	Notre Dame	1960-62
Steve Alexakos	G	San Jose State	1970
Ray Alexander	WR	Florida A&M	1984
Ted Alfien	RB	Springfield College	1969
Elihu (Buddy) Allen	HB	Utah State	1961
Donald R. Allen	FB	Texas	1960
Henry Allison	T	San Diego State	1977
Vaughn S. (Buddy) Alliston	LB	Mississippi	1960
Lyle Alzado	DE	Yankton College	1971-78
David R. Ames	HB	Richmond	1961
Robert Anderson	HB	Colorado	1970-73
Lou Andrus	LB	Brigham Young	1967
Otis Armstrong	RB	Purdue	1973-80
LeFrancis Arnold	G-C	Oregon	1974
Mike Askea	T	Stanford	1973
Billy Atkins	DB	Auburn	1964
Frank Atkinson	DE	Stanford	1964
George Atkinson	S	Morris Brown	1979
Jay Backman	C	Cincinnati	1968-71
Bill Bain	T	So. California	1976, 1978
Jerry Baker	T	Tulane	1983
Ernie Barnes	G	No. Carolina Col.	1963-64
Walter Barnes	DE	Nebraska	1969-71
Dean Barnett	TE	Nevada (L.V.)	1983
Odel Barry	HB	Findlay	1964-65
James Barton	C	Marshall	1961-62
Rick Baska	LB	UCLA	1976-77
Norman Bass	DB	Pacific	1964
Tom Beer	TE	Houston	1967-69
Dave Behrman	C	Michigan State	1967
Henry Bell	HB	No college	1960
Frank Bernardi	DB	Colorado	1960
Lee Bernet	T	Wisconsin	1965-66
Keith Bishop	C-G	Baylor	1980, 1982-84
Gordon Bowdell	WR	Michigan State	1971
Walt Bowyer	DE	Arizona St.	1983-84
Greg Boyd	DE	San Diego State	1980-82
Greg Bracelin	LB	California	1980
Phil Brady	S	Brigham Young	1969
John Bramlett	LB	Memphis State	1965-66
Don Breaux	QB	McNeese State	1963
Bob Breitenstein	T	Tulsa	1965-67
Chris Brewer	RB	Arizona	1984
Marlin Briscoe	QB	Omaha	1968
John W. (Red) Brodnax	FB	Louisiana State	1960
Boyd Brown	TE	Alcorn A&M	1974-76
Clay Brown	TE	Brigham Young	1983
Hardy Brown	LB	Tulsa	1960
Ken Brown	C	New Mexico	1979
Willie Brown	DB	Grambling	1963-66
Sam Brunelli	G	Colorado St. Col.	1966-71
Larry Brunson	WR	Colorado	1980
Bill Bryan	C	Duke	1977-84
Tom Buckman	TE	Texas A&M	1969
Fred Bukaty	FB	Kansas	1961
Bobby Burnett	RB	Arkansas	1969
George Burrell	S	Pennsylvania	1969
Steve Busick	LB	Southern California	1981-84
Gerry Bussell	DB	Georgia Tech	1965
Bill Butler	LB	San Fernando Valley	1970
George (Butch) Byrd	DB	Boston University	1971
Carter Campbell	DE	Weber State	1971
Larry Canada	FB	Wisconsin	1978-79, 1981
Albert R. Carmichael	HB	So. California	1960-61
Paul Carmichael	HB	El Camino JC	1965
Don Carothers	E	Bradley	1960
Kenneth L. Carpenter	E	Oregon State	1960
Rubin Carter	DT	Miami (Fla.)	1975-84
Tim Casey	LB	Oregon	1969
John E. Cash	E	Allen	1961-62
Tom Cassese	DB	C. W. Post	1967
Grady Cavness	CB	Texas-El Paso	1969
Barney Chavous	DE	So. Carolina State	1973-84
Max Choboian	QB	San Fernando State	1966
Tom Cichowski	T	Maryland	1979-81

ALL-TIME ROSTER (Continued)

Ralph Cindrich	LB	Pittsburgh	1974
Brian Clark	T	Clemson	1982
Kelvin Clark	T	Nebraska	1979-81
Don Coffey	E	Memphis State	1963
Steve Coleman	DE	Delaware State	1974
Darren Comeaux	LB	Arizona State	1982-84
Ed Cooke	DE	Maryland	1964-65
Mark Cooper	G	Miami (Fla.)	1983-84
Dave Costa	DT	Utah	1967-71
Bill Cottrell	G	Delaware Valley	1972
Larry Cox	DT	Abilene Christian	1966-68
Eric Crabtree	FL	Pittsburgh	1966-68
Gary Crane	LB	Arkansas State	1969
Willis Crenshaw	FB	Kansas State	1970
Ken Criter	LB	Wisconsin	1969-74
Ed Cummings	LB	Stanford	1965
Carl Cunningham	LB	Houston	1967-70
Mike Current	T	Ohio State	1967-75
Eldon V. Danenhauer	T	Pittsburg (Kan.)	1960-65
William A. Danenhauer	E	Emporia College	1960
Dick Davis	RB	Nebraska	1970
Jack T. Davis	T	Arizona	1960
Marvin Davis	DT	Wichita State	1966
Joe Dawkins	RB	Wisconsin	1971-73
Albert E. Day	T	Eastern Michigan	1960
Steve DeBerg	QB	San Jose State	1981-83
Rick Dennison	LB	Colorado State	1982-84
Al Denson	FL	Florida A&M	1964-70
John Denvir	G	Colorado	1962
Wallace Dickey	T	S.W. Texas State	1968-69
Richard L. (Bo) Dickinson	FB	So. Mississippi	1962-63
Doug (Bucky) Dilts	P	Georgia	1977-78
Hewitt Dixon	FB-TE	Florida A&M	1963-65
Zachary Dixon	RB	Temple	1979
Joe DiVito	QB	Boston College	1968
Jack Dolbin	WR	Wake Forest	1975-79
Tom Domres	DT	Wisconsin	1971-72
Richard A. (Skip) Doyle	HB	Ohio State	1960
Tom Drougas	T	Oregon	1974
Rick Duncan	K	Eastern Montana	1967
Myron Dupree	CB	N.C. Central	1983
Pete Duranko	DE	Notre Dame	1967-70, 72-74
Booker Edgerison	CB	Western Illinois	1970
Ron Egloff	TE	Wisconsin	1977-83
Jim Elfrid	LB	Colorado State	1961
John Elway	QB	Stanford	1983-84
John Embree	WR	Compton JC	1969-70
George Hunter Enis	QB	Texas Christian	1962
John P. Epperson	E	Adams State	1960
Thomas D. Erlandson	LB	Washington State	1962-65
Mike Ernst	QB	Cal-Fullerton	1972
Terry Erwin	HB	Boston College	1968
Jay Dale Evans	HB	Kansas City	1961
Larry Evans	LB	Mississippi College	1976-82
Stan Fanning	DE	Idaho	1964
Miller Farr	DB	Wichita State	1965
Billy Ray Fletcher	E	Memphis State	1966
Steve Foley	DB	Tulane	1976-84
Garrett Ford	FB	West Virginia	1968
Fred Forsberg	LB	Washington	1968, 70-73
Jason Franci	E	Santa Barbara	1966
Mike Franckowiak	RB	Central Michigan	1975-76
James G. Fraser	LB-P	Wisconsin	1962-64
Al Frazier	HB	Florida A&M	1961-63
Mike Freeman	G	Arizona	1984
George Gaiser	T	Southern Methodist	1968
Bob Gaiters	HB	New Mexico State	1963
Scott Garnett	NT	Washington	1984
Drake Garrett	DB	Michigan State	1968-70
Charles E. Gavin	DE	Tennessee State	1960-63
Bob Geddes	LB	UCLA	1972
Jack Gehrke	WR	Utah	1971
Cookie Gilchrist	FB	No college	1965, 1967
Scotty Glacken	QB	Duke	1966-67
Glenn Glass	DB	Tennessee	1966

ALL-TIME ROSTER (Continued)

Tom Glassic	G	Virginia	1976-83
George Goeddeke	G	Notre Dame	1967-72
Austin (Goose) Gonsoulin	DB	Baylor	1960-66
John Gonzaga	G	No college	1966
Brian Goodman	G	UCLA	1975
Harvey Goodman	G	Colorado	1976
Cornell Gorden	CB	No. Carolina A&T	1970-72
Randy Gradishar	LB	Ohio State	1974-83
Tom Graham	LB	Oregon	1972-74
John Grant	DT-DE	So. California	1973-79
Marsharne Graves	T	Arizona	1984
Charles Greer	DB	Colorado	1968-74
James D. Greer	E	Elizabeth, N.C. State	1960
John Griffin	HB	Memphis State	1964-66
Bill Groman	HB-E	Heidelberg	1963
Dick Guesman	T-K	West Virginia	1964
Donald Gulseth	LB	North Dakota	1966
Melwood N. (Buzz) Guy	G	Duke	1961-62
Dale Hackbart	S	Wisconsin	1973
Mike Haffner	E	UCLA	1968-70
Steve Haggerty	DB	Colorado	1975
Wayne Hammond	DT	Montana State	1976
Billy Hardee	DB	Virginia Tech	1976
Mike Harden	S	Michigan	1980-84
Tony Harris	WR	Toledo	1972
Dwight Harrison	WR	Texas A&I	1971-72
Maurice Harvey	DB	Ball State	1978, 1980
Johnny Ray Hatley	T	Sul Ross State	1960
Arthur A. Hauser	T	Xavier	1961
Wendell Hayes	HB	Humboldt State	1965-67
Abner Haynes	HB	North Texas State	1965-66
Alfred Haywood	RB	Bethune-Cookman	1975
Jerry Hendren	WR	Idaho	1970
Gary Henson	E	Colorado	1964
Lonnie Hepburn	CB	Texas Southern	1974
George W. Herring	QB-P	So. Mississippi	1960-61
Mark Herrmann	QB	Purdue	1981-82
Bo Hickey	FB	Maryland	1967
Walter Highsmith	C	Florida A&M	1968-69
Jack Hill	HB	Utah State	1961
George Hoey	DB	Michigan	1975
John Hoffman	DE	Hawaii	1972
John Hohman	G	Wisconsin	1965-66
Gus Holloman	DB	Houston	1968-69
Shawn Hollingsworth	T	Angelo St.	1983
Gordon Holz	DT	Minnesota	1960-63
Winford Hood	G	Georgia	1984
Jerry Hopkins	LB	Texas A&M	1963-66
Don Horn	QB	San Diego State	1971-72
Paul Howard	G	Brigham Young	1973-75, 1977-84
Bobby Howfield	K	No college	1968-70
John Huard	LB	Maine	1967-69
Robert Hudson	LB	Clemson	1960-61
John Hufnagel	QB	Penn State	1974-75
Bob Humphreys	K	Wichita State	1967-68
Ricky Hunley	LB	Arizona	1984
Glenn Hyde	G-T	Pittsburgh	1976-81, 1984
Martin Imhof	DE	San Diego State	1976
Jerry Inman	DT	Oregon	1966-71, 73
Bernard Jackson	DB	Washington State	1977-80
Larron Jackson	G	Missouri	1971-74
Richard Jackson	DE	Southern	1967-72
Roger Jackson	DB	Bethune-Cookman	1982-84
Tom Jackson	LB	Louisville	1973-84
Frank Jackunas	C	Detroit	1963
Ray Jacobs	DT	Howard Payne	1963-66
Charlie Janerette	DT	Penn State	1964-65
Tom Janik	DB-P	Texas A&I	1963-64
Pete Jaquess	DB	E. New Mexico	1967-70
Jim Jensen	RB	Iowa	1977, 1979-80
William Jessup	E	Southern California	1960
Eugene Jeter	LB	Arkansas AM&N	1965-67
William (Billy) Joe	FB	Villanova	1963-64
Butch Johnson	WR	Cal-Riverside	1984
Charley Johnson	QB	New Mexico State	1972-75
Calvin Jones	CB	Washington	1973-76

ALL-TIME ROSTER (Continued)

Henry Jones	RB	Grambling	1969
Jimmy Jones	WR	Wisconsin	1968
Rulon Jones	DE	Utah State	1980-84
Larry Jordan	E-LB	Youngstown	1962-64
Donald G. Joyce	E	Tulane	1962
Larry Kaminski	C	Purdue	1966-73
Bob Kampa	DT	California	1974
Rich Karlis	K	Cincinnati	1982-84
Clarence Kay	TE	Georgia	1984
Bill Keating	DT	Michigan	1966-67
Mike Kellogg	FB	Santa Clara	1966-67
Jon Keyworth	RB	Colorado	1974-80
Jim Klick	RB	Wyoming	1976-77
Donald W. King	E	Kentucky	1960
Vince Kinney	WR	Maryland	1978-79
Jeff Knappe	QB	Northern Colorado	1980
Robert E. Konovsky	E	Wisconsin	1961
Jim Krieg	WR	Washington	1972
Gary Kroner	K	Wisconsin	1965-67
Ray Kubala	C	Texas A&M	1964-67
Gary Kubiak	QB	Texas A&M	1983-84
Frank W. Kuchta	C	Notre Dame	1960
Aaron Kyle	DB	Wyoming	1980-82
Ron Lamb	FB	South Carolina	1968
Gordon Lambert	LB	Tennessee-Martin	1968-69
Patsy C. Lamberti, Jr.	LB	Richmond	1961
Gene Lang	RB	Louisiana State	1984
Ken Lanier	T	Florida State	1981-84
Dan LaRose	DE	Missouri	1966
Carl James Larpenter	G	Texas	1960-61
Bill Larson	TE	Colorado State	1980
Bill Laskey	LB	Michigan	1973-74
Isaac T. Lassiter	E	St. Augustine	1962-64
Kit Lathrop	DE	Arizona State	1979
Don Latimer	DT	Miami (Fla.)	1978-83
Jim Leclair	QB	C. W. Post	1967-68
Roger LeClerc	C	Trinity (Conn.)	1967
Jacky Lee	QB	Cincinnati	1964-65
Max Leetzow	DE	Idaho	1965-66
Mike Lemon	LB	Kansas	1975
Jack Lentz	S	Holy Cross	1967-68
Darrell Lester	FB	McNeese State	1965-66
Herman Lewis	DE	Virginia Union	1968
Tony Lilly	S	Florida	1984
Hub Lindsey	HB	Wyoming	1968
Pete Liske	QB	Penn State	1969-70
Floyd Little	HB	Syracuse	1967-75
Dave Logan	WR	Colorado	1984
Tommy Luke	LB	Mississippi	1968
Fran Lynch	HB	Hofstra	1967-75
Tom Lyons	G	Georgia	1971-76
Rob Lytle	TE/RB	Michigan	1977-83
Ernest G. (Pete) Mangum	LB	Mississippi	1960
Wade Manning	WR	Ohio State	1981-82
Brisen Manor	DE	Arkansas	1977-84
Bobby Maples	C	Baylor	1972-78
Charles E. Marshall	HB	Oregon State	1962
Paul Martha	S	Pittsburgh	1970
Billy Masters	TE	LSU	1970-74
Pat Matson	G	Oregon	1966-67
Archie Matsos	LB	Michigan State	1966
Jack Mattox	T	Fresno State	1961-62
Marv Matuszak	LB	Tulsa	1964
Andy Maurer	T	Oregon	1977
Ray May	LB	So. California	1973-75
Brendan McCarthy	FB	Boston College	1968-69
John McCormick	QB	Massachusetts	1963, 65-66, 68
Robert V. McCullough	G	Colorado	1962-65
Lawrence McCutcheon	RB	Colorado State	1980
Ed (Wahoo) McDaniel	LB	Oklahoma	1961-63
Orlando McDaniel	WR	Louisiana State	1982
Lewis B. (Bud) McFadin	DT	Texas	1960-63
John McGeever	DB	Auburn	1962-65
Bill McKoy	LB	Purdue	1970-72
James R. McMillin	DB	Colorado State	1960-62, 1964-65
Robert McNamara	HB	Minnesota	1960-61

ALL-TIME ROSTER (Continued)

Karl Mecklenburg	LB/DE	Minnesota	1983-84
Mark Merrill	LB	Minnesota	1981-82
Eugene Mingo	HB-K	No college	1960-64
Claudie Minor	T	San Diego State	1974-82
Tommy Earl Minter	HB	Baylor	1962
Rex Mirich	DE	Northern Arizona	1967-69
Alvin Mitchell	S-WR	Morgan State	1970
Charlie Mitchell	HB	Washington	1963-67
Leroy Mitchell	CB	Texas Southern	1971-73
Marv Montgomery	T	So. California	1971-76
Randy Montgomery	CB	Weber State	1971-73
Mike Montler	C	Colorado	1977
Alex Moore	HB	Norfolk State	1968
Bob Moore	TE	Stanford	1978
Leroy Moore	DE	Fort Valley (Ga.)	1964-65
Randy Moore	DT	Arizona State	1976
Emery Moorehead	WR-RB	Colorado	1980
Craig Morton	QB	California	1977-82
Haven Moses	WR	San Diego State	1972-81
John Mosier	TE	Kansas	1971
Bobby Moten	TE	Bishop College	1968
Wilbur Myers	S	Delta State	1983
Jesse Myles	RB	Louisiana State	1983-84
Chip Myrtle	LB	Maryland	1967-72
Rob Nairne	LB	Oregon State	1977-80
Tom Neville	T	Mississippi State	1978
Ron Nery	E	Wisconsin	1963
Lee (Mike) Nichols	C	Arkansas A&M	1960-61
John Nocera	LB	Iowa	1963
Tom Nomina	T	Miami (Ohio)	1963-65
Ben Norman	RB	Colorado State	1980
Chris Norman	P	So. Carolina	1984
Philip H. Nugent	HB	Tulane	1961
Tom Oberg	S	Portland State	1968-69
Riley Odoms	TE	Houston	1972-83
Phil Olsen	C	Utah State	1975-76
Harold Olson	T	Clemson	1963-64
John Olszewski	FB	California	1962
Jim O'Malley	LB	Notre Dame	1973-75
Chris Pane	DB	Chico State	1976-79
Ernie Park	G	McMurry State	1967
Charlie Parker	G	So. Mississippi	1965
Don Parish	LB	Stanford	1972
Rick Parros	RB	Utah State	1981-84
Al Pastrana	QB	Maryland	1969-70
Craig Penrose	QB	San Diego State	1976-79
James W. Perkins	T	Colorado	1962-64
Lonnie Perrin	RB	Illinois	1976-78
Anton Peters	T	Florida	1963
John Pitts	S	Arizona State	1973-75
Dave Pivec	TE	Notre Dame	1969
Bobby Ply	DB	Baylor	1967
Nathan Poole	RB	Louisville	1982-83
Dickie Post	RB	Houston	1971
Randy Polt	DB	Stanford	1975-77
Eugene Prebola	E	Boston University	1961-63
Steve Preece	S	Oregon State	1972
Dave Preston	HB	Bowling Green	1978-83
Luke Prestridge	P	Baylor	1979-83
James Price	LB	Auburn	1964
Errol Prisby	DB	Cincinnati	1967
John J. Pyeatt	HB	No college	1960
Frank Quayle	RB	Virginia	1969
Bruce Radford	DE	Grambling	1979
Steve Ramsey	QB	North Texas State	1971-76
Leo T. Reed	T	Colorado State	1961
Tony Reed	RB	Colorado	1981
Randy Rich	DB	New Mexico	1977
Bob Richardson	DB	UCLA	1966
Frank Richter	LB	Georgia	1967-69
Larry Riley	DB	Salem College	1977
Joe Rizzo	LB	Merchant Marines	1974-80
Randy Robbins	CB	Arizona	1984
Matt Robinson	QB	Georgia	1980
Alden Roche	DE	Southern University	1970
William E. Roehneit	LB	Bradley	1961-62

ALL-TIME ROSTER (Continued)

Stan Rogers	T	Maryland	1975
David S. Rolle	FB	Oklahoma	1960-61
Albert Romine	HB	Florence State	1960
Oliver Ross	RB	Alabama A&M	1973-75
Tobin Rote	QB	Rice	1966
Justin D. Rowland	HB	Texas Christian	1962
John Rowser	DB	Michigan	1974-76
Jim Ryan	LB	William and Mary	1979-84
Tom Rychlec	E	American International	1963
George Saimes	S	Michigan State	1970-72
Clint Sampson	WR	San Diego State	1983-84
John Sawyer	TE	So. Mississippi	1983-84
Ron Sbranti	LB	Utah State	1966
Robert Scarpitto	WR-P	Notre Dame	1962-67
Carl Schaukowitz	G	Penn State	1975
Steve Schindler	G	Boston College	1977-78
Mike Schnitker	G	Colorado	1969-74
John Schultz	WR	Maryland	1976-78
Lew Scott	DB	Oregon State	1966
James H. Sears	HB	So. California	1960-61
Goldie Sellers	DB	Grambling	1966-67
Jeff Severson	DB	Long Beach State	1975
Don Shackelford	G	Pacific	1964
Rick Sharp	T	Washington	1972
George H. Shaw	QB	Oregon	1962
Rod Sherman	WR	Southern California	1972
Roger T. Shoals	T	Maryland	1971
Laval Short	DT	Colorado	1980
Jerry Simmons	WR	Bethune-Cookman	1971-74
Leon Simmons	LB	Grambling	1963
Mike Simone	LB	Stanford	1972-74
Jack M. Simpson	LB	Mississippi	1961
John Sklopan	HB	So. Mississippi	1963
Milton (Mickey) Slaughter	QB	Louisiana Tech	1963-66
Tom Smiley	RB	Lamar Tech	1969
Aaron Smith	LB	Utah State	1984
Art Smith	LB	Hawaii	1980
Daniel Eugene Smith	HB	Northeast Oklahoma	1961
Dennis Smith	DB	Southern California	1981-84
Don Smith	G	Florida A&M	1967
Ed Smith	DE	Colorado College	1973-75
Harold Smith	T	UCLA	1960
Hugh B. Smith	E	Kansas	1962
James Smith	S	Utah State	1969
Paul Smith	DT-DE	New Mexico	1968-78
Perry Smith	DB	Colorado State	1980-81
Willie Smith	G	Michigan	1960
Matt Snorton	TE	Michigan State	1964
Roland Solomon	CB	Utah	1981
Henry Sorrell	LB	Chattanooga	1967
Rich Stachowski	DE/NT	California	1983
Jerry N. Stalcup	LB	Wisconsin	1961-62
Scott Stankavage	QB	North Carolina	1984
Bruce Starling	HB	Florida	1963
Larry Steele	P	Santa Rosa	1974
Fred Steinfort	K	Boston College	1979-81
James E. Stinnette	FB-LB	Oregon State	1961-62
Jesse Stokes	DB	Corpus Christi	1968
Don E. Stone	FB	Arkansas	1961-64
Otto Stowe	WR	Iowa State	1974
Robert J. Stransky	HB	Colorado	1960
David Strickland	T-G	Memphis State	1960
Dave Studdard	T	Texas	1979-84
Jerry G. Sturm	C-T-G	Illinois	1961-66
Don Summers	TE	Boise State	1984
Jim Summers	DB	Michigan State	1967
Neal Sweeney	FL	Tulsa	1967
Bob Swenson	LB	California	1975-79, 1981-83
Gene Sykes	DB	Louisiana State	1967
George Tarasovic	DE	Louisiana State	1967
Jerry L. Tarr	E	Oregon	1962
Lionel T. Taylor	E	New Mexico Highlands	1960-66
Steve Tensi	QB	Florida State	1967-70
Jim Thibert	LB	Toledo	1965
Earlie Thomas	DB	Colorado State	1975
J. T. Thomas	S	Florida State	1982

ALL-TIME ROSTER (Continued)

Zach Thomas	WR/PR	S. California State	1983-84
Arland Thompson	G	Baylor	1980
Bill Thompson	DB	Maryland State	1969-81
Jim Thompson	DT	Southern Illinois	1965
Dave Tobey	LB	Oregon	1968
Andre Townsend	DE/NT	Mississippi	1984
Jerry Traynham	HB	Southern California	1961
Steve Trimble	DB	Maryland	1981-83
Frank Tripucka	QB	Notre Dame	1960-63
Godwin Turk	LB	Southern Univ.	1976-78
Clem Turner	RB	Cincinnati	1970-72
Jim Turner	K	Utah State	1971-79
Maurice Tyler	S	Morgan State	1973-74
Richard Tyson	G	Tulsa	1967
Keith Uecker	T	Auburn	1982-83
Rick Upchurch	WR	Minnesota	1975-83
Olen Underwood	LB	Texas	1971
Bill Van Heusen	WR-P	Maryland	1968-76
Bob Vaughan	G	Mississippi	1968
Lloyd Voss	T	Nebraska	1972
Bob Wade	CB	Morgan State	1970
Clarence Walker	HB	Southern Illinois	1963
Dave Washington	LB	Alcorn A&M	1971
Dave Washington	E	Southern California	1968
Gene Washington	WR	Michigan State	1973
Steve Watson	WR	Temple	1979-84
Norris Weese	QB	Mississippi	1976-79
Theodore A. Wegert	FB	No college	1961
Bill West	CB	Tennessee State	1972
Charlie West	DB	UTEP	1978-79
Willie West	DB	Oregon	1964
Max Wettstein	E	Florida State	1966
Jim Whalen	TE	Boston College	1970-71
Andre White	TE	Florida A&M	1967
Jim White	DE	Colorado State	1976
Gerald Willhite	RB	San Jose State	1982-84
Harold Williams	HB	Miami (Ohio)	1961
Wandy Williams	RB	Hofstra	1969-70
Nemiah Wilson	DB	Grambling	1965-67
Steve Wilson	CB	Howard	1982-84
Sammy Winder	RB	Southern Mississippi	1982-84
Malcolm Richard Wood	QB	Auburn	1962
Ken Woodard	LB	Tuskegee Institute	1982-84
James Earl Wright	HB	Memphis State	1964
Jim Wright	TE	Texas Christian	1980-84
Lonnie Wright	DB	Colorado State	1966-67
Louis Wright	CB	San Jose State	1975-84
William G. Yelverton	E	Mississippi	1960
Joseph A. Young	E	Arizona	1960-61
Robert Young	G	Howard Payne	1966-70
E. Robert Zeman	DB	Wisconsin	1962-63

Schools Represented

Colorado 18, Wisconsin 15, Southern California 12, Colorado State 11, Maryland 11, Oregon 11, Utah State 9, Michigan State 8, Mississippi 8, Notre Dame 8, San Diego State 8, Stanford 8, Arizona 7, Baylor 7, Louisiana State 7, Michigan 7, Boston College 6, California 6, Florida A&M 6, Southern Mississippi 6, UCLA 6, Washington 6, Arizona State 5, Auburn 5, Cincinnati 5, Georgia 5, Houston 5, Minnesota 5, Texas 5, Tulsa 5, Brigham Young 4, Florida State 4, Kansas 4, Nebraska 4, Ohio State 4, Penn State 4, Pittsburgh 4, Purdue 4, San Jose State 4, Texas A&M 4, Tulane 4, 16 with three each, 34 with two each, 95 with one each. Seven players did not attend college.

Service

THIRTEEN YEARS — Bill Thompson 1969-81.

TWELVE YEARS — Barney Chavous 1973-84; Tom Jackson 1973-84; Riley Odums 1972-83.

ELEVEN YEARS — Paul Howard 1973-75, 1977-84; Paul Smith 1968-78.

TEN YEARS — Rubin Carter 1975-84; Randy Gradishar 1974-83; Haven Moses 1972-81; Louis Wright 1975-84.

NINE YEARS — Mike Current 1967-75; Steve Foley 1976-84; Floyd Little 1967-75; Fran Lynch 1967-75; Claudie Minor 1974-82; Jim Turner 1971-79; Rick Upchurch 1975-83; Billy Van Heusen 1968-76.

EIGHT YEARS — Lyle Alzado 1971-78; Otis Armstrong 1973-80; Billy Bryan 1977-84; Tom Glassic 1976-83; Larry Kaminski 1966-73; Brison Manor 1977-84; Bob Swenson 1975-79, 1981-83.

SEVEN YEARS — Al Denson 1964-70; Pete Duranko 1967-70, 1972-74; Ron Eglolf 1977-83; Larry Evans 1976-82; Goose Gonsoulin 1960-66; John Grant 1973-79; Charles Greer 1968-74; Glenn Hyde 1976-81, 1884; Jerry Inman 1966-71, 1973; Jon Keyworth 1974-80; Rob Lytle 1977-83; Bobby Maples 1972-78; Joe Rizzo 1974-80; Lionel Taylor 1960-66.

SIX YEARS — Sam Brunelli 1966-71; Ken Criter 1969-74; Eldon Danenhauer 1960-65; George Goeddeke 1967-72; Richard Jackson 1967-72; Don Latimer 1978-83; Tommy Lyons 1971-76; Marv Montgomery 1971-76; Craig Morton 1977-82; Chip Myrtle 1967-72; Dave Preston 1978-83; Steve Ramsey 1971-76; Jim Ryan 1979-84; Bob Scarpito 1962-67; Mike Schnitker 1969-74; Dave Studdard 1979-84; Jerry Sturm 1961-66; Steve Watson 1979-84.

HISTORICAL HIGHLIGHTS

1959

AUGUST 14—First American Football League organizational meeting held in Chicago, Denver, with Bob Howsam as its principal owner, named as a charter member along with New York, Dallas, Los Angeles, Minneapolis and Houston. **NOVEMBER 22**—First player selection draft held through 32 rounds. Denver's first pick is Roger LeClerc, center, Trinity. **DECEMBER 1**—Dean Griffing named general manager of the Broncos.

1960

JANUARY 1—Frank Filchok named first head coach of the Broncos. **JANUARY 30**—Denver placed in AFL's western division with Dallas, Oakland and Los Angeles. **JULY**—First Bronco training camp opens at Colorado School of Mines. **SEPTEMBER 9**—After losing all five pre-season games, the Broncos become the first AFL victor when they defeat the Patriots in Boston in history's first AFL game, 13-10. Attendance—21,597. **OCTOBER 2**—Broncos play first home game in Bears Stadium, defeat Oakland, 31-24, before crowd of 18,372. **DECEMBER**—Offensive End Lionel Taylor, Defensive Tackle Bud McFadin and Safety Goose Gonsoulin all named to first official all-AFL team.

1961

MAY 26—Bob and Lee Howsam, original principal owners of the Broncos, sell their stock to a new syndicate headed by Cal Kunz and Gerry Phipps. **JUNE 1**—Cal Kunz named president and operating head of Empire Sports. **DECEMBER**—Lionel Taylor sets professional record with 100 pass receptions for season. Taylor and Bud McFadin named to all-AFL team. **DECEMBER**—Frank Filchok released as Broncos head coach.

1962

FEBRUARY 1—Jack Faulkner hired as Broncos head coach. **JULY 1**—Dean Griffing released as Broncos general manager. Faulkner named to dual post as head coach and general manager. **JULY**—Public burning ceremony of Broncos' notorious vertically striped socks at Broncos' intrasquad game. **DECEMBER**—Jack Faulkner named coach of the year in AFL. Gene Mingo set professional field goal record of 27 in a season. Eldon Danenhauer, Lionel Taylor, Goose Gonsoulin and Bob Zeman named to the official all-AFL team.

1963

DECEMBER—Billy Joe named AFL rookie of the year. Goose Gonsoulin only Bronco to make the all-AFL team. Lionel Taylor wins fourth straight pass receiving title.

1964

JANUARY—Broncos and Jets complete historic nine-player trade, largest ever made in the AFL. Broncos send Gene Prebola, Wahoo McDaniel, Gordy Holz and Bob Zeman to Jets for Dick Guesman, Ed Cooke, Charlie Janerette, Jim Price and Sid Fournet. **OCTOBER 4**—Jack Faulkner released as head coach. **OCTOBER 5**—Mac Speedie accepts appointment as interim head coach. **DECEMBER 12**—Mac Speedie named head coach. **DECEMBER**—Jim Fraser wins third straight punting title. Willie Brown named to all-AFL team.

1965

FEBRUARY 15—Gerald and Allan Phipps purchase 52 percent of the stock of Empire Sports, thus giving them virtually 100 percent ownership and saving the Bronco franchise for Denver. **MARCH 5**—Record sale of 941 season tickets in one day. **APRIL 1**—Season ticket drive goal of 20,000 sales reached. Figure to reach 22,000 by May 1. **MAY 17**—Allan Phipps named president of Empire Sports, Inc. Gerry Phipps re-named Chairman of the Board. **MAY 29**—Jim Burris, Bears general manager, named executive vice-president of Empire Sports. **DECEMBER 12**—Lionel Taylor makes the 500th catch of his career in game against Boston to become the first AFL player to top this figure. **DECEMBER**—Tackle Eldon Danenhauer, Split End Lionel Taylor and Fullback Cookie Gilchrist named to the all-AFL team. Lionel Taylor wins fifth pass receiving crown and Abner Haynes wins league kickoff return championship.

HISTORICAL HIGHLIGHTS (Continued)

1966

JUNE 8—Merger of American and National Leagues announced. **SEPTEMBER 19**—Ray Malavasi named Head Coach of the Broncos. **DECEMBER**—John Bramlett, Goose Gonsoulin, Bob Scarpitto and Jerry Sturm chosen to play in AFL All-Star contest in January. **DECEMBER 19**—Lou Saban signs a 10-year contract as General Manager and Head Coach of the Denver Broncos.

1967

MARCH 1—Broncos move to new suburban executive offices with adjacent practice field and locker room facilities for both pre-season and regular season training. **MARCH 7**—Metropolitan Denver voters turn down stadium bond issue, but Bronco fans immediately organize for fund raising drive to improve Bears Stadium and keep Broncos in Denver. **MAY 17**—Floyd Little, Denver's No. 1 draft choice, signs with Broncos. Little becomes the first No. 1 choice to sign with Denver in the history of the club. **AUGUST 5**—Broncos defeat Detroit Lions 13-7 in pre-season game at DU for AFL's first win over the NFL. **AUGUST 15**—Quarterback Steve Tensi acquired from San Diego for first round draft choices in both 1968 and 1969. **DECEMBER**—Floyd Little paces AFL in punt returning with a 16.9 average. Bob Scarpitto repeats as punt leader with a 44.9 norm. Flanker Al Denson selected All-League in player balloting.

1968

JANUARY—Flanker Al Denson, defensive tackle Dave Costa, center Larry Kaminski and cornerback Nemiah Wilson participate in AFL All-Star game. Lou Saban and staff coach the West stars. **FEBRUARY**—Civic drive to raise \$1.8 million ends successfully and City of Denver receives stadium as a gift after purchase of the facility from Empire Sports, Inc. by non-profit group. Construction begins on 16,000 seat upper deck that will raise capacity to 50,000 for 1968 season. **SEPTEMBER 21**—Broncos move into new administrative building at 5700 Logan Street. **DECEMBER 14**—Bears Stadium is officially re-named Denver Mile High Stadium.

1969

JANUARY 19—Dave Costa, Rich Jackson and Floyd Little participate in AFL All-Star Game in Jacksonville, Florida. **DECEMBER**—Floyd Little and Rich Jackson named to first team All League. **DECEMBER**—Bill Thompson (rookie) tops AFL list in punt and kickoff returns, the first player in pro football history to ever hold both titles.

1970

JANUARY 17—Rich Jackson, Dave Costa, Floyd Little, Mike Current and George Goeddeke play in All-Star game on West team. **SEPTEMBER**—Season ticket sale hits record number of 43,584. **DECEMBER 20**—Floyd Little gains 44 yards to win American Conference rushing title with 901 yards. It was first rushing crown and first season Little played in all 14 games.

1971

JANUARY—Richard Jackson named to official National Football League all-star team. **JANUARY**—Richard Jackson and Floyd Little make starting lineups for American Conference in first AFC-NFC Pro Bowl game. **MAY 12**—Broncos stop sale of season tickets at record 47,500. **OCTOBER 24**—Denver coach Lou Saban and Broncos down Cleveland 27-0. It was first time Browns were shut-out since 1952. It was also to be Saban's last victory as Bronco coach. **NOVEMBER 17**—Lou Saban resigns as head coach of Broncos, a position he had held for five years. Offensive line coach Jerry Smith is named interim head coach. Saban, in December, resigns as General Manager to return to Buffalo Bills as head coach. **DECEMBER 19**—Floyd Little compiles 79 yards against Raiders in Oakland to finish as pro football's top runner with 1,133 yards. Little also becomes first Bronco to rush for more than 1,000 yards in a season.

1972

JANUARY 5—John Ralston, successful head coach at Stanford, is announced as Denver's new head coach. He later adds the title of General Manager. **MARCH 16**—For the first time in the history of Denver professional football, there will be no public sale of season tickets, it is reported. Season ticket holders renewed 46,500 of the 47,500 available season tickets, and further exercised their option for 8,000 additional tickets. **APRIL**

HISTORICAL HIGHLIGHTS (Continued)

5—Long-time Rocky Mountain Empire Sports employee Earl Hartman dies of cancer. Hartman was Treasurer of Empire Sports and Business Manager of the Broncos at the time of his death.

1973

MARCH 3—Season ticket holders renew 47,800 of 48,000 season tickets to assure Denver again of having no public sale of season tickets. **OCTOBER 14**—Charley Johnson also becomes the 18th quarterback in pro football history to go over 20,000 yards lifetime as he connects for 214 yards plus three TDs to Haven Moses in a 48-20 win at Houston. **OCTOBER 22**—With "Orange Monday" banners waving, the Broncos perhaps play the most important game to date in the club's history against Oakland on national television. Denver comes back to knot the contest, 23-23, on a 35-yard field goal by Jim Turner. **NOVEMBER 25**—Denver defeats Kansas City, 14-10, to take over first place in the AFC West with three games to go. The win moves the Broncos to 6-3-2—the six victories the second best mark ever for a Denver team to date. **DECEMBER 9**—Denver 42, San Diego 28! The Broncos are winners at last, as Denver clinches the team's seventh victory of the season, assuring the club of a winning year.

1974

JANUARY—Four Broncos, Floyd Little, Haven Moses, Riley Odums and Paul Smith, are invited to play in the Pro Bowl. John Ralston is named AFC Coach of the Year for guiding Denver to its first winning season ever. Odums is named All-Pro by NEA. **SEPTEMBER 10**—Denver voters pass a \$25 million bond issue to expand and improve Mile High Stadium to over 75,000 seats. The stadium was projected to be finished in time for the 1976 regular season. **SEPTEMBER 22**—The Broncos and the Pittsburgh Steelers play in the first regular season overtime game as a 35-35 score was present at the end of regulation play. Neither team scored in the sudden death period. **NOVEMBER 28**—Before a television audience estimated at 35 million, the Broncos riddle the Detroit Lions 31-27 on Denver's first Thanksgiving Day game in Detroit. **DECEMBER 8**—Denver assures itself of the team's second consecutive winning season and Otis Armstrong sets a single game rushing mark of 183 yards as the Broncos down Houston 37-14. **DECEMBER 15**—Otis Armstrong finishes the season with 1407 yards and the NFL rushing title becoming one of a half dozen players ever to average more than 100 yards per game in pro football.

1975

JANUARY—Otis Armstrong and Riley Odums represent the Broncos in the annual Pro Bowl game in Miami, Fla. **FEBRUARY**—Expansion of Mile High Stadium begins, which will provide 63,500 capacity for the 1976 season and an ultimate capacity of 75,000 in 1977. **DECEMBER 14**—Floyd Little winds up his career as the seventh all-time rusher in the NFL with 6,323 yards.

1976

JANUARY 26—Tight end Riley Odums and linebacker Randy Gradishar are the Broncos representatives in the Pro Bowl in New Orleans. **MARCH 28**—Quarterback Charley Johnson announces his retirement from the National Football League after a 15-year career. Johnson led the club to its first two winning seasons in 1973 and 1974. **JUNE 27**—Lyle Alzado is one of three finalists for the man of the Year Award and Rick Upchurch is honored as the American Conference Offensive Rookie of the Year by the NFL Players Association. **SEPTEMBER 26**—Rick Upchurch ties an NFL record by returning two punts for touchdowns in a 44-13 win over the visiting Cleveland Browns. **OCTOBER 24**—Rick Upchurch ties an NFL record with his fourth punt return touchdown of the season in a 35-26 win over Kansas City. **NOVEMBER 7**—With two field goals and six extra points, Jim Turner becomes the fifth player in pro football history to surpass 1,200 points. **DECEMBER 12**—The Broncos stop Chicago, 28-14, for the ninth win of the season, highest total in Denver history. Otis Armstrong rushes for 116 yards to reach 1,008 for the season, his second 1,000-yard in his career. **DECEMBER 18**—Fred Gehrke, long-time Bronco administrator, is named general manager.

HISTORICAL HIGHLIGHTS (Continued)

1977

JANUARY 17—Rick Upchurch and Otis Armstrong are the Bronco participants in the annual AFC-NFC Pro Bowl in Seattle. **JANUARY 31**—John Ralston resigns as Head Coach of the Denver Broncos. **FEBRUARY 1**—Robert (Red) Miller, a former Bronco assistant coach, is named as the team's eighth head coach. **JUNE 12**—Lyle Alzado is named winner of the National Football League Players Association's Byron (Whizzer) White Award as the group's Man of the Year. **OCTOBER 16**—Pushing their season record to 5-0, the Broncos use seven interceptions and a touchdown pass to kicker Jim Turner to trounce the defending world champion Oakland Raiders, 30-7. **NOVEMBER 27**—In a showdown of the two best records in the NFL, the Broncos get a 73-yard interception return for a touchdown by Tom Jackson to dump Baltimore, 27-13, and run their record to 10-1. **DECEMBER 4**—With a 24-14 win at Houston the Broncos clinch a playoff berth, first in the club's history. Later in the day, the Broncos clinch the AFC Western Division championship when the Raiders fall to the Los Angeles Rams. **DECEMBER 18**—The Broncos lose to Dallas in the regular season finale, 14-6, but post the best record in the history of the franchise, 12-2, tied with Dallas for the best in the NFL. **DECEMBER 24**—Before the largest crowd ever to watch a sporting event in the state of Colorado, 75,011, the Broncos stop the Pittsburgh Steelers in the first round of playoff action, 34-21.

1978

JANUARY 1—In a hard-fought game at Mile High Stadium, the Broncos dethrone the Raiders, 20-17, for the AFC championship and a trip to the Super Bowl in New Orleans. **JANUARY 15**—Broncos fall to the Cowboys, 27-10, in the Super Bowl. **JANUARY 23**—Lyle Alzado, Randy Gradishar, Tom Jackson, Billy Thompson and Louis Wright represent the Broncos in the Pro Bowl, the largest Denver contingent in history. **MARCH**—Only 143 season tickets are not renewed, a new all-time low. **DECEMBER 3**—Broncos win by 21-6 score at Oakland, holding the Raiders without a touchdown for the second time in the season, and moving within one game of AFC West crown. **DECEMBER 10**—Denver downs Kansas City, 24-3, winning second straight division championship, as QB Craig Morton goes 19-for-22 with 16 straight completions, both second best all-time NFL marks. **DECEMBER 30**—Denver loses in the playoffs to eventual Super Bowl champion Pittsburgh Steelers, 33-10.

1979

JANUARY 29—Broncos are represented by an all-time high of seven players in the NFL Pro Bowl, including Lyle Alzado, Randy Gradishar, Tom Jackson, Riley Odoms, Bill Thompson, Rick Upchurch, and Louis Wright. **MARCH**—Only 161 season tickets are not renewed, virtually assuring the Broncos of their tenth straight sellout season. **OCTOBER 7**—Denver shuts out San Diego, 7-0, marking first time ever for Broncos to record two shutouts in one season. Denver had opened the campaign with 10-0 win over Cincinnati. **NOVEMBER 11**—Rick Upchurch becomes the all-time pro football record holder in career punt return yardage. He set the record vs. New England, surpassing the late Emlen Tunnell's total of 2,209 yards. **DECEMBER 17**—Denver clinches a playoff berth for the third straight year. **DECEMBER 23**—Denver loses in wild card playoff game at Houston, 13-7.

1980

JANUARY 27—The Broncos are represented in the Pro Bowl game by Randy Gradishar, Tom Jackson, Rick Upchurch, and Louis Wright. **MARCH**—Only 146 season tickets are not renewed for 1980, virtually assuring the club of its 11th consecutive sellout campaign. **OCTOBER 5**—Randy Gradishar returns interception 93 yards for a touchdown vs. Cleveland, the longest such return in team history and the NFL's longest for 1980 season. **OCTOBER 13**—Fred Steinfort kicks 57-yard field goal, tying record for third-longest kick in NFL history.

1981

JANUARY—Fred Steinfort is named by Pro Football Weekly as that publication's Golden Toe Award winner for the 1980 season, having tied for the league lead with 26 field goals. **FEBRUARY 25**—Edgar F. Kaiser, Jr. is introduced as the new owner of the Denver Broncos, having purchased the club from principal owners Gerald H. Phipps and Allan R. Phipps. **MARCH 10**—Grady Alderman is named new General Manager and Dan Reeves is named as the new Head Coach. **MARCH**—The Broncos are sold out for their 12th consecutive season. **SEPTEMBER**—Craig Morton throws four touchdown passes in each of two consecutive games, vs. Baltimore and San

HISTORICAL HIGHLIGHTS (Continued)

Diego, a first in franchise history. Wide receiver Steve Watson ties a team record with three touchdown receptions against the Colts on September 20. **NOVEMBER 22**—Watson catches a touchdown pass at Cincinnati to set a new team record with 13 TD catches in one season. **DECEMBER 20**—Watson gains 82 yards on receptions at Chicago, establishing a new Bronco single season mark with 1,244 reception yards. Individually, Morton set single season records for yards gained (3,213), yards passing (3,195), and average gain per play (8.37), while Watson led the AFC in reception yardage and in touchdown receptions (13).

1982

JANUARY 31—The Broncos are represented in the Pro Bowl game by Randy Gradishar, Bob Swenson, Bill Thompson, and Steve Watson. **MARCH**—Only 49 season ticket accounts have not been renewed for 1982, virtually assuring the Broncos of their 13th consecutive sellout season in Mile High Stadium. **SEPTEMBER 21**—The NFL Players Association begins the first regular season strike in NFL history, resulting in the cancellation of games for eight consecutive weeks. **DECEMBER 3**—Hein Poulus is named Vice President and General Manager of the Broncos. **DECEMBER 19**—Rick Upchurch returns a punt 78 yards for a touchdown against Kansas City to tie the all-time pro football record of eight career touchdowns on punt returns.

1983

JANUARY 3—Final NFL statistics show Rick Upchurch as the NFL's punt return leader with a 16.1 average and Luke Prestridge as the league's leading punter with a 45.0 mark. **FEBRUARY 6**—The Broncos are represented in the Pro Bowl game by Randy Gradishar, Luke Prestridge, and Rick Upchurch. **MARCH 15**—Only 89 season ticket accounts have not been renewed for 1983, virtually assuring the Broncos of their 14th consecutive sellout season in Mile High Stadium. **MAY 2**—In the biggest trade in franchise history, Denver acquires quarterback John Elway, the first player taken in the NFL draft, and signs him to a five-year contract. **DECEMBER 11**—Elway throws three fourthquarter touchdown passes to erase a 19-0 deficit and lead the Broncos to a 21-19 playoff-clinching win over Baltimore. This marks the fourth Bronco appearance in playoff competition. **DECEMBER 24**—Denver loses the wild card game at Seattle, 31-7.


1984

JANUARY 29—Randy Gradishar makes his seventh Pro Bowl appearance. Louis Wright also was named to the AFC Pro Bowl team, but was unable to play because of a fractured finger. **MARCH**—Only 146 season ticket accounts have not been renewed for 1984, virtually assuring the Broncos of their 15th consecutive sellout season in Mile High Stadium. **MARCH 23**—Pat Bowlen is introduced as the new owner of the Denver Broncos, assuming the title of President and Chief Executive Officer. **NOVEMBER 18**—The Broncos beat Minnesota 42-21 for the club's 10th straight victory, a team record. John Elway ties a Denver record throwing five touchdown passes in the game. **DECEMBER 15**—Denver wins its 13th game of the season, the most in Bronco history, and captures the AFC West crown with a 31-14 win over Seattle. Sammy Winder finishes the season with 1,153 yards rushing, and Steve Watson gains 1,170 yards receiving — the first time Denver has had 1,000-yard performers in both categories in the same season. **DECEMBER 30**—Pittsburgh defeats Denver 24-17 in a divisional playoff game.

1985

JANUARY 27—Sammy Winder represents the Broncos in the NFL Pro Bowl. **FEBRUARY 18**—Owner Pat Bowlen names John Beake as General Manager and Dan Reeves as Vice President of the club. **MARCH**—Only 82 season ticket accounts have not been renewed for the 1985 season, virtually assuring the Broncos of their 16th consecutive sellout season in Mile High Stadium.

MISCELLANEOUS



Safety Dennis Smith, who was named All-NFL in 1984 by Pro Football Weekly and College and Pro Football Newsweekly.

DENVER BRONCOS YOUTH



RANDY GRADISHAR
President

Randy Gradishar begins his second year in 1985 as President of the Denver Broncos Youth Foundation. In his position Gradishar works with the needs of youth and youth-serving organizations in the Denver area and the state of Colorado.

Gradishar graduated with a B.S. in Education from the Ohio State University in 1974, where he also played football (including two Rose Bowl appearances) under Coach Woody Hayes. He was the first draft choice of the Broncos in 1974 and played ten years without missing a game. He was voted the NFL Defensive Player of the Year in 1978 and was selected to seven Pro Bowls.

Before retiring from football in 1983, Randy completed a variety of aptitude, temperament and career tests. This confirmed he is happiest as well as best suited and most qualified to help people, and he has chosen to invest his energies in helping to meet the needs of youth leaders and the young people of our area.

Randy and his wife Janet are the parents of two daughters, Paige and Meredith, and a son, Mark. The family resides in the Denver suburb of Littleton.

The Denver Broncos Youth Foundation (DBYF) is a non-profit organization which was founded and incorporated in 1982 to meet the physical, mental, social and spiritual needs of young people by working in conjunction with existing youth-serving organizations to leverage available energy and resources to assist Colorado's young people and youth leaders. The "buzz word" of the Denver Broncos Youth Foundation which most accurately describes the focus of energy is the word "catalyst".

Although the Broncos Youth Foundation is a separate entity from the Broncos Football Club, Pat Bowlen, the Broncos' owner, serves on the DBYF Board of Directors and has allowed the Foundation the continued use of the Bronco name, as well as providing office space for DBYF. The Broncos Football Club makes an annual donation to DBYF from the Charity Game (first pre-season game). Contributions are also received from corporations and individual donors.

During its first year, the Broncos Youth Foundation has worked with a variety of youth leaders and youth-serving organizations, i.e., Drug & Alcohol, 4-H and other Leadership Programs, High School Journalists, Handicapped Programs, Urban, Minority, Prison and Juvenile Delinquent Programs, and various Christian youth organizations. DBYF has also given limited financial support to new programs and in some cases, existing programs in order to serve youth more effectively.



NATIONAL FOOTBALL LEAGUE

410 Park Ave., New York, N.Y. 10022 (212) 758-1500

Commissioner	Pete Rozelle
Executive Vice President & League Counsel	Jay Moyer
Treasurer	John Schoemer
Executive Director	Don Weiss
Director of Administration	Joe Rhein
Director of Communications	Joe Browne
Director of Operations	Jan Van Duser
Director of Broadcasting	Val Pinchbeck, Jr.
Director of Public Relations	Jim Heffernan
Director of Security	Warren Welsh
Assistant Director of Security	Charles R. Jackson
Director of Player Personnel	Joel Bussett
Supervisor of Officials	Art McNally
Assistant Supervisor of Officials	Jack Reader
Assistant Supervisor of Officials	Nick Skorich
Director of Special Events	Jim Steeg
Assistant Director of Special Events	Susan McCann
Assistant Counsel	Jim Noel
Controller	Tom Sullivan
Director of Player Relations	Mel Blount

AMERICAN FOOTBALL CONFERENCE

President	Lamar Hunt, Kansas City Chiefs
Assistant to President	Al Ward
Director of Information	Pete Abitante

NATIONAL FOOTBALL CONFERENCE

President	Wellington Mara, New York Giants
Assistant to President	Bill Granholm
Director of Information	Dick Maxwell

NFL PUBLIC RELATIONS DIRECTORS AMERICAN FOOTBALL CONFERENCE

Buffalo—L. Budd Thalman	(716) 648-1800
Cincinnati—Al Heim	(513) 621-3550
Cleveland—Kevin Byrne	(216) 696-5555
Indianapolis—Bob Eller	(317) 252-2658
Houston—Bob Hyde	(713) 797-9111
Kansas City—Bob Sprenger	(816) 924-9300
Los Angeles Raiders—Tom Grimes	(213) 322-3451
Miami—Chip Namias	(305) 576-1000
New England—Dave Wintergrass	(617) 543-7911
New York Jets—Frank Ramos	(212) 421-6600
Pittsburgh—Joe Gordon	(412) 323-1200
San Diego—Rick Smith	(714) 280-2111
Seattle—Gary Wright	(206) 827-9777

NATIONAL FOOTBALL CONFERENCE

Atlanta—Charlie Dayton	(404) 688-8684
Chicago—Ken Valdiserri	(312) 663-5100
Dallas—Doug Todd	(214) 369-8000
Detroit—George Heddleston	(313) 335-4131
Green Bay—Lee Rummel	(414) 494-2351
Los Angeles Rams—Pete Donovan	(714) 535-7267
Minnesota—Merrill Swanson	(612) 828-6500
New Orleans—Greg Suit	(504) 525-0792
New York Giants—Ed Croke	(212) 582-2010
Philadelphia—Ed Wisneski	(215) 436-3517
St. Louis—Mike Menchel	(314) 421-0777
San Francisco—Jerry Walker	(415) 365-3420
Tampa Bay—Rick Odioso	(813) 870-2700
Washington—Charlie Taylor	(703) 471-9100

CHAMPIONSHIP PLAY

AFL-AFC TITLE GAMES

1984 Miami 45, Pittsburgh 28	1972 Miami 21, Pittsburgh 17
1983 Los Angeles Raiders 30, Seattle 14	1971 Miami 21, Baltimore 0
1982 Miami 14, New York Jets 0	1970 Baltimore 27, Oakland 17
1981 Cincinnati 27, San Diego 7	1969 Kansas City 17, Oakland 7
1980 Oakland 34, San Diego 27	1968 New York Jets 27, Oakland 23
1979 Pittsburgh 27, Houston 13	1967 Oakland 40, Houston 7
1978 Pittsburgh 34, Houston 5	1966 Kansas City 31, Buffalo 7
1977 Denver 20, Oakland 17	1965 Buffalo 23, San Diego 0
1976 Oakland 24, Pittsburgh 7	1964 Buffalo 20, San Diego 7
1975 Pittsburgh 16, Oakland 10	1963 San Diego 51, Boston 10
1974 Pittsburgh 24, Oakland 13	1962 Dallas 20, Houston 17 (OT)
1973 Miami 27, Oakland 10	1961 Houston 10, San Diego 3
	1960 Houston 24, Los Angeles 16

NFL-NFC TITLE GAMES

1984 San Francisco 23, Chicago 0
1983 Washington 24, San Francisco 17
1982 Washington 34, Dallas 17
1981 San Francisco 28, Dallas 27
1980 Philadelphia 20, Dallas 7
1979 Los Angeles 9, Tampa Bay 0
1978 Dallas 28, Los Angeles 0
1977 Dallas 23, Minnesota 6
1976 Minnesota 24, Los Angeles 13
1975 Dallas 37, Los Angeles 7
1974 Minnesota 14, Los Angeles 10
1973 Minnesota 27, Dallas 10
1972 Washington 26, Dallas 3
1971 Dallas 14, San Francisco 3
1970 Dallas 17, San Francisco 10
1969 Minnesota 27, Cleveland 7
1968 Baltimore 34, Cleveland 0
1967 Green Bay 21, Dallas 17
1966 Green Bay 34, Dallas 27
1965 Green Bay 23, Cleveland 12
1964 Cleveland 27, Baltimore 0
1963 Chicago 14, New York Giants 10
1962 Green Bay 16, New York Giants 7
1961 Green Bay 37, New York Giants 0
1960 Philadelphia 17, Green Bay 13
1959 Baltimore 31, New York Giants 16
1958 Baltimore 23, New York Giants 17 (OT)
1957 Detroit 59, Cleveland 14
1956 New York Giants 47, Chicago 7
1955 Cleveland 38, Los Angeles 14
1954 Cleveland 56, Detroit 10
1953 Detroit 17, Cleveland 16
1952 Detroit 17, Cleveland 7
1951 Los Angeles 24, Cleveland 17
1950 Cleveland 30, Los Angeles 28
1949 Philadelphia 14, Los Angeles 0
1948 Philadelphia 7, Chicago Cardinals 0
1947 Chicago Cardinals 28, Philadelphia 21
1946 Chicago Bears 24, New York Giants 14
1945 Cleveland Rams 15, Washington 14
1944 Green Bay 14, New York Giants 7
1943 Chicago Bears 41, Washington 21
1942 Washington 14, Chicago Bears 6
1941 Chicago Bears 37, New York Giants 9
1940 Chicago Bears 73, Washington 0
1939 Green Bay 27, New York Giants 0
1938 New York Giants 23, Green Bay 17
1937 Washington 28, Chicago Bears 21
1936 Green Bay 21, Boston Redskins 6
1935 Detroit Lions 26, New York Giants 7
1934 New York Giants 30, Chicago Bears 13
1933 Chicago Bears 23, New York Giants 21

SUPER BOWL RESULTS

1984	San Francisco 38, Miami 16 at Palo Alto
1983	Los Angeles Raiders 38, Washington 9 at Tampa
1982	Washington 27, Miami 17 at Pasadena
1981	San Francisco 26, Cincinnati 21 at Detroit
1980	Oakland 27, Philadelphia 10 at New Orleans
1979	Pittsburgh 31, Los Angeles 19 at Pasadena
1978	Pittsburgh 35, Dallas 31 at Miami
1977	Dallas 27, Denver 10 at New Orleans
1976	Oakland 32, Minnesota 14 at Pasadena
1975	Pittsburgh 21, Dallas 17 at Miami
1974	Pittsburgh 16, Minnesota 6 at New Orleans
1973	Miami 24, Minnesota 7 at Houston
1972	Miami 14, Washington 7 at Los Angeles
1971	Dallas 24, Miami 3 at New Orleans
1970	Baltimore 16, Dallas 13 at Miami
1969	Kansas City 23, Minnesota 7 at New Orleans
1968	New York Jets 16, Baltimore 7 at Miami
1967	Green Bay 33, Oakland 14 at Miami
1966	Green Bay 35, Kansas City 10 at Los Angeles

DENVER BRONCOS 1985 PRE-GAME AND HALFTIME SCHEDULE

August 10	NEW YORK GIANTS	Pueblo Pride City Band
August 24	INDIANAPOLIS	Carlsbad (New Mexico) High School Band
August 30	MINNESOTA	Pueblo South High School Band
September 15	NEW ORLEANS	University of Texas at El Paso Band
September 29	MIAMI	Southwestern State University of Oklahoma Band
October 6	HOUSTON	United States Air Force Academy Band
October 20	SEATTLE	University of Wyoming Band
November 11	SAN FRANCISCO	University of Colorado Band
November 17	SAN DIEGO	Colorado State University Band
December 8	LOS ANGELES RAIDERS	Hastings (Nebraska) College Band
December 14	KANSAS CITY	Laramie (Wyoming) High School Band

MILE HIGH STADIUM

Mile High Stadium, home of the Denver Broncos, once again was filled for every home date during the 1984 National Football League regular season. The Broncos brought their consecutive regular season sellout streak to 109 games and concluded 15 years of sellouts at Mile High Stadium.

Expansion of the stadium, begun in 1975, was completed for the 1977 season to give the Broncos the seventh largest home facility in the league.

Denver voters passed a \$25 million bond issue in 1974 to expand and improve the stadium from its capacity of 51,706 to 75,100. The stadium held 63,532 for the 1976 season, halfway through the project.

Making Mile High Stadium unique, however, is its movable east stands. The east stands move in a single section which, when fully extended, is in a horseshoe configuration for football. When the section is retracted, the stadium is in position for baseball.

The dynamics involved in the move are fascinating. First, bear in mind that the east stands section is a three-tiered structure, 535 feet long, 135 feet tall and 200 feet deep, weighing nearly nine million pounds. Second, the stands must be moved a distance of 145 feet.

How is it done? The answer, says DMJM-Phillips-Reister, the engineering-architectural firm in charge of the project, is water.

More than 90,000 square feet of runways serve as the operating surfaces over which the stands will move. Water is pumped onto the runways and form a .003 inch sheet upon which the stands rest. Hydraulic rams then push the stands forward at the rate of three feet per minute, making the move last somewhere around two hours.

Originally called Bears Stadium, the facility was built in 1948 for the Denver Bears of baseball's old Western League, with long-range plans to utilize it for football as well. When Denver became a charter member of the American Football League in 1959, the south stands (8,100 seats) and portable east stands (9,616 seats) were added to give a capacity of 34,657 for football.

After Denver voters turned down a stadium bond issue to build an all-purpose metropolitan stadium in 1967, a non-profit group began a fund-raising drive with the goal of purchasing the stadium for the city.

In February of 1968, the group bought the stadium from Rocky Mountain Empire Sports for \$1.8 million and presented it to the city of Denver. A 16,000-seat upper deck was immediately constructed over the west stands, raising the capacity to over 50,000 for the 1968 season. In December of 1968, the stadium was re-named Denver Mile High Stadium.



SCHEDULING

The master NFL schedule, as it applies to the Denver Broncos (and also to other AFC West teams), for 1985:

EACH TEAM:

A. Home-and-home games with the four teams in the AFC West (Kansas City, Los Angeles, San Diego, Seattle). Total: 8 games.

B. One game with teams #1-4 (referring to placings) in a division of the other conference. In 1986, this will be the NFC East. Sites will depend upon order of finish within the divisions (see subsequent notes). This step does not apply to the fifth place team in the AFC West.

FIRST PLACE TEAM IN AFC WEST:

B. Home: NFC East #2, NFC East #4; Away: NFC East #1, NFC East #3. Total: four games.

C. One game with each of the two other first place teams in the AFC and each of the two other fourth place teams in the AFC. Home: AFC East #4 and AFC Central #1; Away: AFC East #1 and AFC Central #4. Total: four games.

SECOND PLACE TEAM IN AFC WEST:

B. Home: NFC East #1 and NFC East #3, Away: NFC East #2 and NFC East #4. Total: four games.

C. One game with each of the two other second place teams and each of the other third place teams — Home: AFC East #3 and AFC Central #2; Away: AFC East #2 and AFC Central #3. Total: four games.

THIRD PLACE TEAM IN AFC WEST:

B. Home: NFC East #2 and NFC East #4; Away: NFC East #1 and NFC East #3. Total: four games.

C. One game with each of the two other second and third place teams — Home: AFC East #2 and AFC Central #3; Away: AFC East #3 and AFC Central #2. Total: four games.

FOURTH PLACE TEAM IN AFC WEST:

B. Home: NFC East #1 and NFC East #3; Away: NFC East #2 and NFC East #4. Total: four games.

C. One game with each of the other first place and fourth place teams in the conference — Home: AFC East #1, and AFC Central #4; Away: AFC East #4 and AFC Central #1. Total: four games.

FIFTH PLACE TEAM IN AFC WEST:

B. One game with each of teams #1-4 of the four-team division in the AFC — Home: AFC Central #2 and AFC Central #4; Away: AFC Central #1 and AFC Central #3. Total: four games.

C. Home-and-home games with the other fifth place team in the AFC — Home: AFC East #5; Away: AFC East #5. Total: two games.

C. One game with each of the fifth place teams in the NFC — Home: NFC Central #5; Away: NFC East #5. Total: two games.

Broncos Radio Network

For the 16th consecutive season, Denver's 50-thousand watt station KOA (850) will serve as the flagship station for the Denver Broncos game broadcast network.

Bob Martin, radio voice of the Broncos since 1964, will again be calling the play-by-play account of the games, with Larry Zimmer, who joined the broadcast team in 1971, again doing the color commentary.

Martin was named Colorado Sportscaster of the Year for the 16th consecutive year in 1984.

The confirmed list of network stations is as follows:

COLORADO (24)
ALAMOSA — KALQ
ASPEN — KSNQ
BOULDER — KBOL
BRECKENRIDGE — KSMT
BRUSH — KCMP
COLORADO SPRINGS — KVOR
CRAIG — KRAI
DURANGO — KRSJ
FT. COLLINS — KCOL
GLENWOOD SPRINGS — KMTS
GRAND JUNCTION — KIIQ
GREELEY — KFKA
GUNNISON — KGUC
LA JUNTA — KBZZ
LAMAR — KLML
LONGMONT — KLMO
MONTE VISTA — KSLV
MONTROSE — KUBC
PAGOSA SPRINGS — KPAG
PUEBLO — KDZA
SALIDA — KVRH
TRINIDAD — KCRF
CORTEZ — KVFC
EAGLE — KGMJ

WYOMING (13)
CASPER — KTWO
CHEYENNE — KFBC
CODY — KODI
DOUGLAS — KWIV
GILLETTE — KIML
KEMMERER — KMER
LANDER — KOVE
LARAMIE — KOJO
RAWLINS — KIQZ
ROCK SPRINGS — KRKK
RIVERTON — KVOW
TORRINGTON — KGOS
WORLAND — KWOR

NEW MEXICO (9)
ALBUQUERQUE — KOB
FARMINGTON — KENN
GALLUP — KOVO
LOS ALAMOS — KRSN
RATON — KRTN
CLOVIS — KWKA
ROSWELL — KBCQ
GRANTS — KMIN
ALAMAGORDO — KINN

ARIZONA (1)
COOLIDGE — KCKY

KANSAS (7)
BELOIT — KSVV
COLBY — KXXX
GOODLAND — KLOE
GARDEN CITY — KBUF
GREAT BEND — KVGB
HAYS — KAYS
DODGE CITY — KGND

NEBRASKA (9)
LEXINGTON — KRVN
ALLIANCE — KCOW
OGALLALA — KMCX
SCOTTSBLUFF — KOLT
SIDNEY — KSID
NORTH PLATTE — KODY
GRAND ISLAND — KRGI
HASTINGS — KHAS
LINCOLN — KECK

SOUTH DAKOTA (1)
RAPID CITY — KTOO

NORTH DAKOTA (4)
BISMARCK — KLXX
DICKINSON — KLTG
MINOT — KKQA
WILLISTON — KEYZ

MONTANA (7)
BILLINGS — KGH
GREAT FALLS — KMON
HELENA — KMTX
BOZEMAN — KBOZ
MILES CITY — KATL
MISSOULA — KGZZ
LEWISTOWN — KXLO

UTAH (1)
SALT LAKE CITY — KSL

MEDIA INFORMATION

The Broncos' media guide was prepared to assist in coverage of Denver's 1985 NFL season. Should additional materials, information, or services be required, contact:

JIM SACCOMANO

Director of Media Relations

Denver Broncos, 5700 Logan Street, Denver, CO 80216

Telephones: Office — (303) 296-1982

Office (after 5 p.m.) — (303) 296-1263

Home: Jim Saccomano — (303) 288-1182

When making requests for working press credentials, please allow time for mailing. Press credentials are normally issued approximately 10 days before the game. Should transmission facilities be required, please arrange for same through local representatives.

WORKING PRESS: Admittance to the Broncos' press box is restricted to the WORKING PRESS ONLY. Credentials are marked with a row and seat number. Passes are non-transferable.

PHOTOGRAPHERS: Photographers are asked to take special note of the following conditions for use of press credentials, as set by the National Football League:

"This working credential is issued to an organization for the sole purpose of providing stadium access to an accredited individual who has a legitimate working function (media or game service) in connection with this game. It is non-transferable. Any unauthorized use of this credential subjects the bearer to ejection from the stadium and prosecution for criminal trespass.

Any secondary non-editorial use of any picture, film/tape or drawing of the game taken or made by the accredited organization or individual to whom this credential has been issued (including but not limited to use in advertising, sales promotion or merchandising) is prohibited without prior specific written approval of the National Football League. Additionally, television stations are prohibited from making available game film or tape to any other organization even though the planned use may be editorial in nature

without advance written permission from the NFL or one of its member clubs. Such film or tape may be aired only by the specific station or entity to whom this credential is issued.

Television stations filming or taping NFL games recognize that any films or tapes may only be used in connection with a regularly scheduled television newscast *within a seven-day period* following the game and the film clip or taped portion of each such showing will not exceed *two (2) minutes* in length.

Additionally, television stations agree not to use more than *six (6) minutes* of filmed or taped "same-day" highlights from NFL games on any regularly scheduled news programs (i.e. no more than six minutes of highlights on Sunday night). This is the only exception to the two-minute limitation.

Television stations wishing to use NFL film or tape in any other manner must obtain written permission for such usage from the National Football League.

Acceptance of the credential constitutes agreement by the bearer and his organization to abide by the foregoing conditions. Thank you for your cooperation."

Sideline photo passes will be tightly controlled by the Public Relations Department and are generally limited to photographers shooting for a daily newspaper, wire service, or magazine of national circulation on specific assignment, or television station.

RADIO-TELEVISION: In making requests for broadcast credentials, please specify requirements for spotters and/or statisticians.

CODE-A-PHONE: The Broncos' Code-A-Phone will be in operation after the club begins training camp at the University of Northern Colorado in Greeley. New entries, generally including an interview with a player or coach, will be made daily at approximately 6:00 p.m. This recorded interview service will continue throughout the season. Please check with the public relations office for an updated telephone number.

STADIUM ACCESS: To get to Mile High Stadium, which is located at 19th Avenue and Eliot Street, take Interstate 25 to the Mile High Stadium Exit (19th Avenue Exit). The Press Box is located on the West side of the stadium.

DRIVING INSTRUCTIONS TO MILE HIGH STADIUM FROM STAPLETON INTERNATIONAL AIRPORT: Exit airport on Quebec North and continue to Interstate 70. Take Interstate 70 West to Interstate 25 South, which will be a left lane exit. Continue West on Interstate 25 South until you come to Mile High Stadium Exit (19th Avenue Exit).

DRIVING INSTRUCTIONS TO STAPLETON INTERNATIONAL AIRPORT FROM MILE HIGH STADIUM: Take one of two routes depending on your parking lot location. You can take 20th Avenue East to Clay Street, turning left at Clay and proceeding to 23rd Avenue. Take a right at 23rd Avenue and continue to Interstate 25 entrances. Another route (Northbound) would be to take 17th Avenue East, which will continue beneath an overpass and will take you directly to Interstate 25 north. The alternate South bound route would be to take 17th Avenue East, turning left at Bryant Street and proceeding to the Interstate 25 South bound entrance, approximately two blocks.

TRANSMISSION FACILITIES: The Broncos provide three complimentary telephones in the visitors area of the working press box for use with VDT or telecopier equipment. Only collect, credit card or third party billing calls can be made from these telephones. Should you wish a private telephone installed at your seat, the Broncos will be pleased to assign you a seat location and provide you with a contact for you to make the appropriate arrangements with the local telephone company.

POST-GAME TRANSPORTATION: Please advise Broncos PR personnel as soon as possible should you require transportation following the game. The amount of time you must wait will obviously decline as time goes by following the conclusion of the game. All taxis will make pick-ups curb side at the Ticket Office, which is located at 19th Avenue and Eliot Street. Should you wish to make your own arrangements, the number for Yellow Cab Company is 292-1212.


JOIN THE WINNING TEAM



Brought to you by your
friends at the Adolph Coors Company.

©1983 Adolph Coors Company, Golden, Colorado 80401 - Brewer of Fine Quality Beers Since 1873.

Coors is the one.



When you want a beer that's a little less heavy,
never bitter, but with all the spirit of a great beer
... **Coors is the one.**

**Best of luck to
the Denver Broncos
on their 1985-86 season!**

