


DENVER BRONCOS



1986 MEDIA GUIDE



Denver Broncos 1986 Media Guide

Index

Attendance Marks	137
Biographies:	
Management	4
Head Coach	5
Assistant Coaches	7
Scouting Staff	11
Veteran Players	21
Other Players	76
Draft Choices	79
Denver Broncos Youth/Randy Gradishar	182
Depth Chart (Preseason)	95
Directory	3
Draft Selections, 1960-86	161
Game Summaries, 1985	101
Halftime	185
Historical Highlights	176
Honors (Individual)	120
Hotels on the Road	113
How the Broncos Were Built	98
Instant Replay	190
Last Time	116
Media Information	188
National Football League:	
1985 Standings	114
Personnel	183
Player Personnel Dates	75
NFC/AFC Championship History	184
Scheduling Formula	187
Offense and Defense Year by Year	138
One Game Superlatives, 1985	100
Playoff History	131
Radio Network	187
Records:	
Individual	142
Top Performances	116
Team	151
Coaches	136
Individual vs. Broncos	157
Since Merger	130
Results:	
Regular Season, 1960-85	122
Preseason, 1960-85	126
1985 Season	85
Rosters:	
Veterans	96
All-Time Broncos	168
All-Time Coaches	136
Schedules:	
Broncos 1986	2
NFL Regular Season	17
Postseason and Preseason	20
Series Scores vs. Opponents	127
Stadium Information	186
Statistics:	
Individual	87
Team	86
1985 Game by Game	90
Leaders Year by Year	139
Ticket Sales, 1960-85	138
Trades	164

ABOUT THE COVER

The Denver Broncos' 1986 Media Guide cover was designed by Los Angeles artist Kelly Atkins, and commissioned by NFL Properties, Inc.

SCHEDULE - 1986

Regular Season

Sunday, Sept. 7	LOS ANGELES RAIDERS, 2:00 p.m.
Monday, Sept. 15	at Pittsburgh, 9:00 p.m.
Sunday, Sept. 21	at Philadelphia, 1:00 p.m.
Sunday, Sept. 28	NEW ENGLAND, 2:00 p.m.
Sunday, Oct. 5	DALLAS, 2:00 p.m.
Sunday, Oct. 12	at San Diego, 1:00 p.m.
Monday, Oct. 20	at New York Jets, 9:00 p.m.
Sunday, Oct. 26	SEATTLE, 2:00 p.m.
Sunday, Nov. 2	at Los Angeles Raiders, 1:00 p.m.
Sunday, Nov. 9	SAN DIEGO, 2:00 p.m.
Sunday, Nov. 16	KANSAS CITY, 2:00 p.m.
Sunday, Nov. 23	at New York Giants, 1:00 p.m.
Sunday, Nov. 30	CINCINNATI, 2:00 p.m.
Sunday, Dec. 7	at Kansas City, Noon
Saturday, Dec. 13	WASHINGTON, 2:00 p.m.
Saturday, Dec. 20	at Seattle, 1:00 p.m.

All Time Local at Game Site
Home Games (Mile High Stadium) Capitalized

Preseason

Saturday, Aug. 9	NEW ORLEANS, 7:00 p.m.
Saturday, Aug. 16	at Minnesota, 7:00 p.m.
Saturday, Aug. 23	SAN FRANCISCO, 7:00 p.m.
Friday, Aug. 29	LOS ANGELES RAMS, 6:00 p.m.

The Denver Broncos

Executive Offices

5700 Logan Street
Denver, Colorado 80216
Telephone: (303) 296-1982

Ticket Office

Denver Mile High Stadium
1900 Eliot Street
Denver, Colorado 80204
Telephone: (303) 433-7466

Training Camp

Lawrenson Hall
University of Northern Colorado
Greeley, Colorado 80639

BRONCOS DIRECTORY

MANAGEMENT

President and Chief Executive Officer	Pat Bowlen
Board of Directors	Pat Bowlen, (Chairman) Bill Bowlen, John Bowlen, Bill Britton, Jeff Harmon, Fred Hemmings, John Jagger

COACHING STAFF

Vice President/Head Coach	Dan Reeves
Special Assistant	Marvin Bass
Assistant Head Coach/Defense	Joe Collier
Special Teams/Tight Ends	Chan Gailey
Offensive Line	Alex Gibbs
Defensive Line	Stan Jones
Strength/Conditioning	Al Miller
Linebackers	Myrel Moore
Running Backs	Nick Nicolau
Offensive Coordinator/Quarterbacks and Wide Receivers	Mike Shanahan
Defensive Backs	Charlie West

ADMINISTRATIVE STAFF

General Manager	John Beake
Treasurer and Chief Financial Officer	Robert M. Hurley
Director of Administration	Sandy Waters
Director of Media Relations	Jim Saccomano
Ticket Manager	Gail Stuckey
Director of Player and Community Relations	Charlie Lee
Controller	Alex Rohr
Marketing Director	Bill Harpole
Data Processing Manager	Warren Kulik

SCOUTING STAFF

Director of Player Personnel	Reed Johnson
Director of Pro Personnel	Carroll Hardy
College Scouts	Ken Blair, Bill Daddio, Hugh Davidson, Scott DiStefano, Jerry Frei, Ronnie Hill, Lide Huggins, George Karras, Bobby Marks, Bernie Reid

SUPPORT STAFF

Director of Video Operations	Rusty Nail
Assistant Director of Video Operations	Mike Barker
Equipment Manager	Dan Bill
Administrative Assistant to Head Coach	Skip Allen
Media Relations Assistant	Barry Hawkins
Groundskeeper	Ross Kurcab
Superintendent of Facilities	Ronnie Bill
Assistant to Strength Coach	Mike Anderson

MEDICAL STAFF

Head Athletic Trainer	Steve Antonopoulos
Assistant Trainer	Brad Brown
Team Physicians	Dr. James P. McElhinney, Dr. Roger Greenberg

OFFICE STAFF

Executive Assistant to the President	Yolanda Saltus
Secretary to Vice President/Head Coach	Azantha Andrie
Scouting Secretary	Jenny Anne Cary
Film Department/Assistant Coaches Secretary	Pat Chappellear
Assistant Ticket Manager	Joan Baker
Ticket Assistants	Bertie Mark, Cathy Gibbons
Accountant	Beverly J. Havens
Administrative Secretary	Marlene Zaloumis
Public Relations Secretary	
Finance Secretary	Sue Sedillos
Data Processing Assistant	Lu Ann Deibert
Receptionist	Dawn Frider

PRESIDENT AND CHIEF EXECUTIVE OFFICER

PAT BOWLEN President and Chief Executive Officer

Pat Bowlen was introduced as the majority owner of the Denver Broncos on March 23, 1984, and that announcement triggered a new era in franchise history, one which has coupled success on the playing field with enthusiasm for an even brighter future.

He immediately put his own mark on the Broncos, establishing a solid administration and creating a positive atmosphere that was a major factor in the team's success both on and off the field.

The team responded with a 13-3 record and the American Football Conference Western Division championship in 1984, following that up with an 11-5 record that just barely kept the Broncos out of the playoffs last year.

Meanwhile, Bowlen saw the Broncos' consecutive home game sellout streak stretch to 120 straight regular and postseason games through the end of the 1985 campaign, as Denver led the entire National Football League in actual in-stadium attendance during both of those campaigns. The Broncos drew 589,500 to Mile High Stadium last year and had 585,233 in attendance the previous year.

Having established a solid foundation, Bowlen took a dramatic step toward the future during the past off-season, spearheading a bold plan to construct 60 luxury Penthouse Suites atop the west side of Mile High Stadium.

Bowlen, 42, and the Bowlen family acquired 100% ownership of the Broncos in July of 1985. He is active in day to day operations of the football club.

Born in Prairie du Chien, Wis., he attended high school there and went on to the University of Oklahoma, where he earned degrees in both business (1965) and law (1968).

Bowlen has real estate and natural resource holdings in Alberta, as well as real estate holdings in Colorado, Arizona, and California.

He is President and Director of Batoni-Bowlen Enterprises Ltd. and Bowlen Holdings Ltd., both of Edmonton, as well as Bowlen Holdings, Inc., which is a California firm. Bowlen also is Chairman of the Board and Director of Hambledon Estates Limited.

In addition, he is President and Director of Landsea Oil and Gas Ltd., College Plaza Development Ltd., Renaissance Development Ltd., and B.B.M. Properties Ltd. Bowlen serves as a director for several firms, including Regent Drilling Limited and Northern Development Company Limited of Edmonton.

An outstanding athlete in his own right, he has competed in the Ironman Triathlon—an event in which one must swim 2.4 miles, ride 112 miles on a bicycle, and run 26.2 miles, all consecutively—as well as in other triathlon races and several marathons.

Bowlen is a member of several clubs and societies, including the Young President's Organization, the Canadian and Edmonton Bar Associations, and the Law Society of Alberta.

In addition to his Denver home, he also maintains residences in Honolulu, Hawaii and Edmonton, Alberta.



VICE PRESIDENT/HEAD COACH

DAN REEVES Vice President / Head Coach

Dan Reeves has established himself as one of the leading coaches in the National Football League and stands as the winningest coach in the Denver Broncos' history as he prepares for the 1986 season, having taken Denver to a 45-28 record (a .616 percentage) over his five seasons at the club's helm. Only six NFL coaches have recorded 40 wins or more in that five year period, with Reeves obviously included in that group.

His 1985 edition set 13 team and 11 individual single season Bronco records, including most points scored (380), most touchdowns scored (45), and most yards of total offense (5,496).

He has had winning campaigns in four of his five seasons here and has made the playoffs twice, winning the AFC West title in 1984. Last year his team narrowly missed a third straight playoff appearance, losing out by virtue of the NFL's tiebreaking formula despite an 11-5 record that was tied for third best in the entire league.

Despite the disappointment of failing to make the playoffs in 1985, Reeves in the last two years has posted two of the three best records in franchise history. His 13-3 mark in 1984 gave Denver its highest victory total ever and garnered numerous Coach of the Year honors for the Bronco mentor (Kansas City 101 Club, Pro Football Weekly, Sports Illustrated, Football News, College and Pro Football Newsweekly).

He also finished second in the UPI AFC Coach of the Year balloting in 1983, a season in which he paced the Broncos to a 9-7 mark and a wild card playoff berth.

Reeves, who enters his sixth season at the Broncos' helm this year, was the youngest coach in the NFL when he assumed command of the club in 1981, guiding Denver to a 10-6 record and barely missing a playoff berth in that inaugural campaign.

Reeves had been a member of the Dallas coaching staff since 1970, when he undertook the difficult dual role of player-coach for two seasons. He was a fulltime offensive backfield coach in 1972, but spent 1973 in private business before rejoining the staff again as backfield coach in 1974.

In 1977, he took on the job of offensive coordinator, in which his duties included coaching the quarterbacks and wide receivers.

A native of Americus, Ga. (1/19/44), Reeves began his pro career as a free agent running back for the Cowboys in 1965. He had been a quarterback as a college player at South Carolina and was inducted into South Carolina's Hall of Fame eight years ago.

An all-purpose offensive back during his eight seasons (1966-72) on the Dallas roster, Reeves finished his career as the Cowboy's fifth all-time leading rusher, despite a series of injuries that slowed him in the later stages of his career.

He rushed for 1,990 yards and 25 touchdowns, and caught 129 passes for 1,693 yards and 17 TDs.

Because of his collegiate quarterback background, Reeves was also a respected halfback option passer, completing 30 such attempts for a pair of TDs during his career. In addition, he returned some kickoffs and punts along the way, and played in the NFL championship games of 1966, 1967, and 1970. He has played or coached in five Super Bowls.

Reeves and his wife Pam are the parents of three children, daughters Dana (9/21/65) and Laura (9/19/70), and son Lee (11/4/67).



GENERAL MANAGER

JOHN BEAKE General Manager

John Beake enters his second season as General Manager and his eighth campaign overall with the Denver Broncos in 1986, his 17th season in professional football as either administrator or coach.

As General Manager, he is responsible for all day-to-day operations of club administration, which includes the area of contract negotiations, a field in which he has considerable experience.

Beake was the first NFL general manager to sign all his club's 1985 draft choices, and he plays a vital role in player acquisition via trades and free agent signings.

All of Denver's administrative department heads report directly to John Beake, who coordinates the movement of each department with the counsel of Dan Reeves and team owner Pat Bowlen. Together, the three embody the major decision-making element of the Denver Broncos.

John was Assistant General Manager in 1984 and was the Broncos' Director of Football Operations the previous year, so his role as General Manager is the culmination of a steady rise within the organization.

He joined the Broncos in 1979 as the Director of Pro Personnel and became Director of Player Personnel in 1981, having concentrated on the coaching aspects of the game prior to coming to Denver.

As assistant coach for the Kansas City Chiefs from 1968 through 1974, John was the offensive backfield coach for the Chiefs when they defeated the Minnesota Vikings to win Super Bowl IV in New Orleans. He also coached the running backs at New Orleans in 1976-77.

On the college level, he coached at Penn State in 1961-62 and was the offensive coordinator at Colorado State University in 1975. John coached on the high school level for six years prior to joining the Penn State staff in 1961.

He has a degree from Trenton State College in New Jersey and a master's degree from Penn State.

An avid skier, he is an annual participant in the Winter Park Pro-Am Ski Race to benefit the handicapped skiers program in Colorado.

John and his wife, Marcia, have three children, Jerilyn, Chip, and Christopher, and the family makes its home in Fort Collins.



ASSISTANT COACHES

MARVIN BASS Special Assistant

With over 40 years experience as a coach and administrator in college and pro football, Marvin Bass this year is in his fourth campaign in the position of special assistant. He served the Broncos in that capacity in 1982-83, and was the head offensive line coach in 1984.


Bass came to Denver from the Canadian Football League, where he had been defensive coordinator of the Calgary Stampeders from 1978-1981.

A native of Norfolk, Virginia who was an All-American at William and Mary in 1942, he elected to go into college coaching after graduation and joined the staff at his alma mater in 1944.

In addition to William and Mary, Bass coached on the college level at North Carolina, Georgia Tech, South Carolina, and the University of Richmond. While head coach at South Carolina Bass coached Dan Reeves, who was the starting quarterback for the Gamecocks.

On the pro level, he was on the Buffalo Bills staff from 1969-71 and spent two years with the Birmingham franchise in the World Football League, including one season as head coach (1975). After the WFL ceased operations Bass rejoined the Buffalo Bills, this time as Director of Pro Scouting from 1975-77, prior to moving to Calgary in 1978.

Marvin and his wife, Audrey, have one son, Randy, and two grandsons, Lee and Rhett.



JOE COLLIER Assistant Head Coach/Defense

The senior member of the Denver Broncos' coaching staff, Joe Collier was promoted to the position of assistant head coach/defense prior to the 1982 campaign. Recognized as the mastermind of Denver's strong defensive unit, Collier begins his 18th season with the Broncos in 1986.

Collier is one of only four original AFL coaches still active in the NFL. He is the only active coach who has spent all 26 years with AFL or AFC teams.

Collier was on Lou Saban's staff at Western Illinois from 1957 through 1959, then moved with Saban to the Boston Patriots in 1960-61, and on to Buffalo in 1962.

He served as head coach of the Bills in 1966-67-68, then rejoined Saban's staff with the Broncos in 1969.

Collier was an All-Big Ten selection as an end during his college days at Northwestern, and played in the Senior Bowl and the East-West Shrine game. Drafted by the New York Giants, he chose instead to spend the next two years in the Army, after which he joined the coaching ranks at Western Illinois.

Joe and his wife, Shirley, have three children, Julie, Lisa and Joe.



CHAN GAILEY

Special Teams/Tight Ends

Chan Gailey is in his second season as the Denver Broncos special teams coach and this year will be coaching the team's tight ends as well. He came to the club from Troy State in Troy, Ala., where he was head coach from 1983-84, winning the NCAA Division II national championship in 1984. Last year he was a defensive assistant in addition to coaching the Bronco special teams.

Gailey began his coaching career as the defensive backfield coach at Troy State in 1976-78, before moving on to the Air Force Academy as the Falcons' secondary coach in 1972. Gailey rose to the position of defensive coordinator with the Falcons in 1981, and returned to Troy State in 1983.

A native of Americus, Ga., Gailey earned 12 varsity letters at Americus High School before entering the University of Florida, where he earned his bachelor's degree in physical education in 1974. He earned three letters at Florida, two as a quarterback and one as a special teams player.

Gailey served as a graduate assistant at Florida in 1974 and 1975, with the Gators going to the Sugar Bowl in 1974 and the Gator Bowl the following year.

Chan and his wife Laurie have two sons, Tate and Andrew.



ALEX GIBBS

Offensive Line

Alex Gibbs is in his third year as offensive line coach for the Broncos, coming to the club from the University of Georgia, where he was offensive line coach in 1982-83.

Prior to moving to Georgia, he was the offensive coordinator at Auburn from 1979-81, also working as the offensive line coach and as quarterback coach during his tenure there.

Gibbs also is a former offensive coordinator and line coach at Ohio State (1975-78), and he has held coaching positions at West Virginia (1973-74), Kentucky (1971-72), and Duke (1969-70).

He began his career as the head coach at Mount Airy (N.C.) High School from 1966-68, where his teams won three conference championships and two state titles.

A graduate of Davidson College in 1963, Gibbs earned his master's degree from the University of North Carolina in 1964.

Alex is married (Woo) and has five children, daughter Sandy and sons Steve, David, Chuck and Mark.



STAN JONES

Defensive Line

One of the leading linemen in the National Football League in his playing days, Stan Jones is marking his 33rd consecutive year in pro football in 1986.

This is the 16th season as defensive line coach of the Broncos for Jones, who is on his second tour of duty in the Mile High City.

Jones served on the Bronco staff under Lou Saban from 1967 to 1971,



spent the next four years with Saban in Buffalo, then rejoined the Broncos in 1976.

Jones was an All-American tackle at Maryland in 1953 and was named the nation's Lineman of the Year. In 1977, he was named to the Atlantic Coast Conference's 25-year All-Star team. He has been honored by the Maryland Alumni Association as Man of the Year, and is a member of Pennsylvania's Sports Hall of Fame.

He played 12 years with the Chicago Bears and one with the Washington Redskins, gaining All-Pro honors as an offensive guard four times and appearing in seven Pro Bowls.

Stan and his wife, Darlis, have a daughter, Sherrie, and two sons, Kevin and Tony.

AL MILLER

Strength/Conditioning

Al Miller will be in his second season as the Broncos' strength and conditioning coach in 1986. He came to Denver from the University of Alabama, where he was the strength coach from 1982-84.

Prior to moving to Alabama Miller was the strength and conditioning coach at Northeast Louisiana in 1981 and Mississippi State in 1980. He spent 1979 in private business, after working as linebacker and strength coach at Northwestern Louisiana in 1974-78. Miller coached on the high school and junior high school levels in 1970-73.

Miller, a native of El Dorado, Ark., received his bachelor's degree from Northeast Louisiana, graduating from the school in 1970. He earned a master's degree from Louisiana Tech in 1974.

Al and his wife Janis have a son, Carey Brian, and a daughter, Lisa.



MYREL MOORE

Linebackers

Myrel Moore will be in his 11th season on the Denver Broncos' coaching staff in 1986, and this campaign will mark his ninth as the club's linebacker coach. He coached the linebackers in 1983-85 after having rejoined the Broncos as an offensive line coach in 1982.


His previous stint in Denver came from 1972-77. Moore coached the offensive line and special teams in 1972, then took over as linebacker coach the following year.

He was a tight end and linebacker at the University of California-Davis from 1954-56 and played defensive back for the Washington Redskins in 1957-58 before beginning his coaching career.

Moore joined the staff at Santa Ana JC in 1959 and became head coach in 1963 before moving on to the University of California, where he coached from 1964-71 as the defensive coordinator.

He was on the Oakland Raiders' staff as their linebackers coach in 1978-79 before returning to the Broncos as a scout in 1981.

Myrel is married (Sondra) and has four children, daughters Michelle, Meagan, and Mayce, and a son Michael.



NICK NICOLAU

Running Backs

Nick Nicolau once again will coach Bronco running backs this year, having assumed that role in 1982 after joining the club as a special assistant the previous season.

A veteran of 28 years as a coach on every level—high school, small college, major college, and both the NFL and Canadian Football League—Nicolau came to Denver from the New Orleans Saints, where he coached in 1980.

He was Director of Player Personnel and running back coach at Montreal (CFL) in 1978-79, with the Alouettes winning the conference championship and playing in the Grey Cup both years.

Nicolau was a running back at Southern Connecticut State College and began his coaching career there in 1960 after coaching in high school for two years.

Nick graduated from Southern Connecticut after serving in the United States Marine Corps. He went on to earn a master's degree from Indiana University and a doctorate from Springfield College.

Nicolau and his wife Eleanor have four daughters, Tracy, Shari, Vickie, and Wendy, and two sons, Duane and Randy.



MIKE SHANAHAN

Offensive Coordinator/ Quarterbacks and Wide Receivers

Mike Shanahan is in his third season with Denver and his second as offensive coordinator, having come to the club from the University of Florida, where he was the offensive coordinator and assistant head coach in 1983.

Shanahan had been Florida's offensive coordinator since 1980, and in 1983 the Gators set an NCAA offensive record with 4,540 total yards, producing a 9-2-1 mark. Starting quarterback Wayne Peace set a national mark under Shanahan's tutelage, completing 70.7 percent of his passes.

A native of Oak Park, Ill., Shanahan graduated from Eastern Illinois in 1974 and earned a master's degree there in 1975.

He began his coaching career at Oklahoma in 1975-76, serving as an offensive backfield and receivers coach for the Sooners.

Shanahan was Northern Arizona's offensive backfield coach in 1977 and served as offensive coordinator at Eastern Illinois in 1978 and at Minnesota in 1979.

Mike and his wife, Peggy, have two children, son Kyle and daughter Krystal, and the family makes its home in Aurora.



CHARLIE WEST

Defensive Backs

Charlie West, who concluded his NFL playing career as a Bronco defensive back in 1978-79, is in his fourth year as the club's defensive backfield coach in 1986.

West came to Denver from the University of California, where he coached outside linebackers and coordinated special teams in 1982. He spent the previous season as the defensive backfield coach at Macalester College in St. Paul, Minn.



He had a 12-year NFL career that began with Minnesota from 1968-73 and continued with Detroit from 1974-77 before West was traded to the Broncos.

West graduated from the University of Texas-El Paso in 1968.

Charlie and his wife, Barbara, have two children, son Michael and daughter Sandra.

SCOUTING STAFF

REED JOHNSON

Director of Player Personnel

Reed Johnson, who enters his sixth season with the Denver Broncos in 1986, is the Director of Player Personnel for the NFL club and as such is in charge of Denver's entire scouting program.

He came to Denver as special teams coach in 1981 and served as Coordinator of Pro Scouting in 1982 before taking over as the Broncos' Coordinator of College Scouting from 1983-85.

Johnson spent eight years as a scout for the Dallas Cowboys before coming to Denver. Prior to his stint with Dallas, he was an assistant coach on the college level at New Mexico, Oklahoma State, and Tulsa.

A graduate of the University of Colorado, Johnson played in the Buffaloes' defensive backfield for four years and was a member of the school's Big Eight championship team in 1961.

He coached high school football in Texas for five seasons, including four at Highland Park High School in Dallas, where Johnson himself had played on a state championship team in 1957.

Reed has two daughters, Jill, 21, and Holly, 19. He and his wife Peggy reside in Denver.



CARROLL HARDY

Director of Pro Personnel

Carroll Hardy, the Director of Pro Personnel for the Broncos, begins his 23rd year with the club in 1986.

A 10-letter winner at the University of Colorado, Hardy is considered one of the greatest athletes ever to play in the state of Colorado.

He played pro football for the San Francisco 49ers and major league baseball with the Cleveland Indians, Boston Red Sox, Houston Astros, and Minnesota Twins, in 1960 earning a niche in sports history by becoming the only man ever to pinch hit for Ted Williams.

A native of South Dakota, Hardy is a member of the Sports Halls of Fame in both South Dakota and Colorado.

Carroll and his wife, Janice, have three children, Jay, Jill, and Lisa, and make their home in Boulder.



ADMINISTRATIVE STAFF



Robert M. Hurley
Treasurer and Chief
Financial Officer



Sandy Waters
Director of
Administration



Jim Saccomano
Director of Media
Relations



Gail Stuckey
Ticket Manager



Charlie Lee
Director of Player and
Community Relations



Alex Rohr
Controller



Bill Harpole
Marketing Director



Warren Kulik
Data Processing
Manager




Rusty Nail
Director of
Video Operations



Steve Antonopoulos
Head Athletic Trainer



Dan Bill
Equipment Manager



Ross Kurcab
Groundskeeper




Brad Brown
Assistant Trainer



Mike Barker
Assistant Director
of Video Operations



Barry Hawkins
Media Relations
Assistant



Skip Allen
Administrative Assistant
to Head Coach



Ronnie Bill
Superintendent of
Facilities



Mike Anderson
Assistant to Strength
Coach



Yolanda Saltus
Executive Assistant
to the President



Azantha Andrie
Secretary to Vice
President/Head Coach



Jenny Anne Cary
Scouting Secretary



Pat Chappellear
Video Department/
Assistant Coaches
Secretary



Joan Baker
Assistant Ticket
Manager



Bertie Mark
Ticket Assistant



Cathy Gibbons
Ticket Assistant



Beverly J. Havens
Accountant



Marlene Zaloumis
Administrative Secretary



Sue Sedillos
Finance Secretary



Lu Ann Deibert
Data Processing
Assistant



Dawn Frider
Receptionist

COLLEGE SCOUTS



Ken Blair
Midwest



Bill Daddio
Midwest



Hugh Davidson
Rocky Mountains-
West



Scott DiStefano
Rocky Mountains-
Southwest



Jerry Frei
West



Ronnie Hill
Rocky Mountains-
Southwest



Lide Huggins
South



George Karras
East



Bobby Marks
South



Bernie Reid
Midwest-East

THE 1986 SEASON



Cornerback Daniel Hunter, who was named by his teammates as the Broncos' special teams most valuable player in 1985.

1986 NFL SCHEDULE

SUNDAY, SEPTEMBER 7 (First Weekend)

Atlanta at New Orleans, Cincinnati at Kansas City, Cleveland at Chicago, Detroit at Minnesota, Houston at Green Bay, Indianapolis at New England, Los Angeles Raiders at Denver, Los Angeles Rams at St. Louis, Miami at San Diego, New York Jets at Buffalo, Philadelphia at Washington, Pittsburgh at Seattle, San Francisco at Tampa Bay.

MONDAY, SEPTEMBER 8

New York Giants at Dallas.

THURSDAY, SEPTEMBER 11 (Second Weekend)

New England at New York Jets.

SUNDAY, SEPTEMBER 14

Buffalo at Cincinnati, Cleveland at Houston, Dallas at Detroit, Green Bay at New Orleans, Indianapolis at Miami, Kansas City at Seattle, Los Angeles Raiders at Washington, Minnesota at Tampa Bay, Philadelphia at Chicago, St. Louis at Atlanta, San Diego at New York Giants, San Francisco at Los Angeles Rams.

MONDAY, SEPTEMBER 15

Denver at Pittsburgh.

THURSDAY, SEPTEMBER 18 (Third Weekend)

Cincinnati at Cleveland.

SUNDAY, SEPTEMBER 21

Atlanta at Dallas, Denver at Philadelphia, Houston at Kansas City, Los Angeles Rams at Indianapolis, Miami at New York Jets, New Orleans at San Francisco, New York Giants at Los Angeles Raiders, Pittsburgh at Minnesota, St. Louis at Buffalo, Seattle at New England, Tampa Bay at Detroit, Washington at San Diego.

MONDAY, SEPTEMBER 22

Chicago at Green Bay.

SUNDAY, SEPTEMBER 28 (Fourth Weekend)

Atlanta at Tampa Bay, Chicago at Cincinnati, Detroit at Cleveland, Green Bay at Minnesota, Kansas City at Buffalo, Los Angeles Rams at Philadelphia, New England at Denver, New Orleans at New York Giants, New York Jets at Indianapolis, Pittsburgh at Houston, San Diego at Los Angeles Raiders, San Francisco at Miami, Seattle at Washington.

MONDAY, SEPTEMBER 29

Dallas at St. Louis.

SUNDAY, OCTOBER 5 (Fifth Weekend)

Buffalo at New York Jets, Cincinnati vs. Green Bay at Milwaukee, Cleveland at Pittsburgh, Dallas at Denver, Houston at Detroit, Indianapolis at San Francisco, Los Angeles Raiders at Kansas City, Miami at New England, Minnesota at Chicago, New York Giants at St. Louis, Philadelphia at Atlanta, Tampa Bay at Los Angeles Rams, Washington at New Orleans.

MONDAY, OCTOBER 6

San Diego at Seattle.

SUNDAY, OCTOBER 12 *(Sixth Weekend)*

Buffalo at Miami, Chicago at Houston, Denver at San Diego, Detroit at Green Bay, Kansas City at Cleveland, Los Angeles Rams at Atlanta, Minnesota at San Francisco, New Orleans at Indianapolis, New York Jets at New England, Philadelphia at New York Giants, St. Louis at Tampa Bay, Seattle at Los Angeles Raiders, Washington at Dallas.

MONDAY, OCTOBER 13

Pittsburgh at Cincinnati.

SUNDAY, OCTOBER 19 *(Seventh Weekend)*

Chicago at Minnesota, Dallas at Philadelphia, Detroit at Los Angeles Rams, Green Bay at Cleveland, Houston at Cincinnati, Indianapolis at Buffalo, Los Angeles Raiders at Miami, New England at Pittsburgh, New York Giants at Seattle, St. Louis at Washington, San Diego at Kansas City, San Francisco at Atlanta, Tampa Bay at New Orleans.

MONDAY, OCTOBER 20

Denver at New York Jets.

SUNDAY, OCTOBER 26 *(Eighth Weekend)*

Atlanta at Los Angeles Rams, Cincinnati at Pittsburgh, Cleveland at Minnesota, Detroit at Chicago, Los Angeles Raiders at Houston, Miami at Indianapolis, New England at Buffalo, New Orleans at New York Jets, St. Louis at Dallas, San Diego at Philadelphia, San Francisco vs. Green Bay at Milwaukee, Seattle at Denver, Tampa Bay at Kansas City.

MONDAY, OCTOBER 27

Washington at New York Giants.

SUNDAY, NOVEMBER 2 *(Ninth Weekend)*

Atlanta at New England, Buffalo at Tampa Bay, Cincinnati at Detroit, Cleveland at Indianapolis, Dallas at New York Giants, Denver at Los Angeles Raiders, Green Bay at Pittsburgh, Houston at Miami, Kansas City at San Diego, Minnesota at Washington, New York Jets at Seattle, Philadelphia at St. Louis, San Francisco at New Orleans.

MONDAY, NOVEMBER 3

Los Angeles Rams at Chicago.

SUNDAY, NOVEMBER 9 *(Tenth Weekend)*

Chicago at Tampa Bay, Cincinnati at Houston, Los Angeles Raiders at Dallas, Los Angeles Rams at New Orleans, Minnesota at Detroit, New England at Indianapolis, New York Giants at Philadelphia, New York Jets at Atlanta, Pittsburgh at Buffalo, St. Louis at San Francisco, San Diego at Denver, Seattle at Kansas City, Washington at Green Bay.

MONDAY, NOVEMBER 10

Miami at Cleveland.

SUNDAY, NOVEMBER 16 *(Eleventh Weekend)*

Chicago at Atlanta, Cleveland at Los Angeles Raiders, Dallas at San Diego, Detroit at Philadelphia, Houston at Pittsburgh, Indianapolis at New York Jets, Kansas City at Denver, New England at Los Angeles Rams, Miami at Buffalo, New York Giants at Minnesota, New Orleans at St. Louis, Seattle at Cincinnati, Tampa Bay vs. Green Bay at Milwaukee.

MONDAY, NOVEMBER 17

San Francisco at Washington.

THURSDAY, NOVEMBER 20 *(Twelfth Weekend)*

Los Angeles Raiders at San Diego.

SUNDAY, NOVEMBER 23

Atlanta at San Francisco, Buffalo at New England, Dallas at Washington, Denver at New York Giants, Detroit at Tampa Bay, Green Bay at Chicago, Indianapolis at Houston, Kansas City at St. Louis, Minnesota at Cincinnati, New Orleans at Los Angeles Rams, Philadelphia at Seattle, Pittsburgh at Cleveland.

MONDAY, NOVEMBER 24

New York Jets at Miami.

THURSDAY, NOVEMBER 27 *(Thirteenth Weekend)*
(Thanksgiving Day)

Green Bay at Detroit, Seattle at Dallas.

SUNDAY, NOVEMBER 30

Atlanta at Miami, Buffalo at Kansas City, Cincinnati at Denver, Houston at Cleveland, Los Angeles Rams at New York Jets, New England at New Orleans, Philadelphia at Los Angeles Raiders, Pittsburgh at Chicago, San Diego at Indianapolis, Tampa Bay at Minnesota, Washington at St. Louis.

MONDAY, DECEMBER 1

New York Giants at San Francisco.

SUNDAY, DECEMBER 7 *(Fourteenth Weekend)*

Cincinnati at New England, Cleveland at Buffalo, Dallas at Los Angeles Rams (night, ABC-TV), Denver at Kansas City, Detroit at Pittsburgh, Houston at San Diego, Indianapolis at Atlanta, Miami at New Orleans, Minnesota at Green Bay, New York Giants at Washington, New York Jets at San Francisco, St. Louis at Philadelphia, Tampa Bay at Chicago.

MONDAY, DECEMBER 8

Los Angeles Raiders at Seattle.

SATURDAY, DECEMBER 13 *(Fifteenth Weekend)*

Pittsburgh at New York Jets, Washington at Denver.

SUNDAY, DECEMBER 14

Buffalo at Indianapolis, Cleveland at Cincinnati, Green Bay at Tampa Bay, Kansas City at Los Angeles Raiders, Miami at Los Angeles Rams, Minnesota at Houston, New Orleans at Atlanta, Philadelphia at Dallas, St. Louis at New York Giants, San Francisco at New England, Seattle at San Diego.

MONDAY, DECEMBER 15

Chicago at Detroit.

FRIDAY, DECEMBER 19 *(Sixteenth Weekend)*

Los Angeles Rams at San Francisco.

SATURDAY, DECEMBER 20

Denver at Seattle, Green Bay at New York Giants.

SUNDAY, DECEMBER 21

Atlanta at Detroit, Buffalo at Houston, Chicago at Dallas, Indianapolis at Los Angeles Raiders, Kansas City at Pittsburgh, New Orleans at Minnesota, New York Jets at Cincinnati, San Diego at Cleveland, Tampa Bay at St. Louis, Washington at Philadelphia.

MONDAY, DECEMBER 22

New England at Miami.

POSTSEASON

Sunday, December 28 — AFC and NFC First Round Playoffs. **Saturday, January 3** — AFC and NFC Divisional Playoffs. **Sunday, January 4** — AFC and NFC Divisional Playoffs. **Sunday, January 11** — AFC and NFC Championship Games. **Sunday, January 25** — Super Bowl XXI at Rose Bowl, Pasadena, California. **Sunday, February 1** — AFC-NFC Pro Bowl at Honolulu, Hawaii.

1986 NFL PRESEASON SCHEDULE

Saturday, August 2: Hall of Fame Game at Canton, Ohio (ABC-TV), New England (AFC) vs. St. Louis (NFC). **Sunday, August 3:** Chicago vs. Dallas at Wembley Stadium, London, England (NBC-TV).

FIRST WEEK

Wednesday, August 6: Houston at Los Angeles Rams, New York Giants at Atlanta. **Friday, August 8:** Indianapolis at Seattle, Philadelphia at Detroit, Washington at New England. **Saturday, August 9:** Buffalo at Cleveland, Chicago at Pittsburgh, Cincinnati at Kansas City, Dallas at San Diego, Miami at Minnesota, New Orleans at Denver, New York Jets vs. Green Bay at University of Wisconsin, Madison, Wisconsin, St. Louis at Tampa Bay. **Sunday, August 10:** Los Angeles Raiders at San Francisco.

SECOND WEEK

Friday, August 15: Cleveland at Miami, Pittsburgh at Washington, Seattle at Detroit. **Saturday, August 16:** Atlanta at Tampa Bay, Buffalo at Houston, Cincinnati at New York Jets, Dallas at Los Angeles Raiders, Denver at Minnesota, Indianapolis at Chicago, Kansas City at St. Louis, New England at New Orleans, New York Giants vs. Green Bay at Milwaukee, Philadelphia at San Diego. **Monday, August 18:** San Francisco at Los Angeles Rams.

THIRD WEEK

Friday, August 22: Minnesota at Seattle, Pittsburgh at Dallas, New England at Los Angeles Raiders. **Saturday, August 23:** Buffalo at Kansas City, Cleveland at Atlanta, Detroit at Indianapolis, Green Bay at Cincinnati, Miami at Philadelphia, New Orleans at Houston, New York Jets at New York Giants, St. Louis at Chicago, San Diego at Los Angeles Rams, San Francisco at Denver, Washington at Tampa Bay.

FOURTH WEEK

Thursday, August 28: New York Jets at Philadelphia. **Friday, August 29:** Atlanta at Washington, Cleveland at Los Angeles Raiders, Detroit at Cincinnati, Los Angeles Rams at Denver, St. Louis at San Diego, Seattle at San Francisco, Tampa Bay at Miami. **Saturday, August 30:** Chicago at Buffalo, Houston at Dallas, Kansas City at New Orleans, Minnesota at Indianapolis, New England at Green Bay, Pittsburgh at New York Giants.

VETERAN PLAYER PROFILES



Nose tackle Rubin Carter, who has played more games at that position than any other player in NFL history (147). Carter has completed 11 years in the NFL, 10 of them as the Broncos' starting nose tackle in the team's 3-4 defense.

NO. 85 MIKE BARBER**Tight End**

Birthdate—June 4, 1953
Birthplace—Marshall, Tex.
Residence—Houston, Tex.
How Acquired—Trade with Los Angeles Rams, 1985
College—Louisiana Tech
High School—White Oak HS, White Oak, Tex.
Height—6-3
Weight—237
Pro Year—11th
Year with Broncos—2nd

Mike Barber was traded to the Broncos in week two from the Los Angeles Rams, and had one reception for eight yards with Denver and one for 29 yards with the Rams in 1985. Barber played primarily on special teams with the Broncos, but did see some action as a third tight end. He started for the Rams from 1982 through the first week of the 1985 season, leading the team in receptions in 1983 with 55 for 657 yards and three touchdowns. Barber was traded in 1982 to Los Angeles from Houston, where he was a key performer from 1976-81. A second round draft choice of the Oilers in 1976, Barber had his most productive season with that club in 1980 when he had 59 receptions for 712 yards. His single game highs include 10 catches at New York against the Jets (11/23/80), 113 reception yards vs. San Francisco (10/23/83), and a career-long gain for 79 yards for a touchdown vs. New England (11/10/83). Barber twice has scored two touchdowns in one game, at New England (12/31/78) and at New York against the Giants (9/4/83).


COLLEGE: Mike was an All-American in his junior and senior seasons at Louisiana Tech, posting career totals of 57 catches for 1,235 yards and 17 touchdowns. A superb athlete, Mike also earned All-American honors in the 120-yard hurdles.

PERSONAL: Mike and his wife Deanne have two children, son Brandon (6/27/81) and daughter Brittany (3/29/83), and the family makes its home in Houston, Tex. A native of Marshall, Tex., Mike was an All-American quarterback, an all-state basketball player, and the Texas high school hurdles champion at White Oak (Tex.) HS. Mike has hosted a golf tournament for abused children in Orange County, Calif., as well as one in Texas for leukemia.

Professional Record

Year	Club	Games	Starts	No.	Yds.	Avg.	TD
1976	Houston	2	0		None		
1977	Houston	13	10	9	94	10.4	1
1978	Houston	16	16	32	513	16.0	3
1979	Houston	15	15	27	377	14.0	3
1980	Houston	16	16	59	712	12.1	5
1981	Houston	16	6	13	190	14.6	1
1982	L.A. Rams	9	9	18	166	9.2	1
1983	L.A. Rams	16	16	55	657	11.9	3
1984	L.A. Rams	11	2	7	42	6.0	0
1985	L.A. Rams	5	5	1	29	29.0	0
	Denver	10	1	1	8	8.0	0
TOTALS		129	96	222	2,788	12.6	17

ADDITIONAL STATISTICS: Rushed twice for 14 yards, 1978; rushed twice for four yards, 1979; rushed once for one yard, returned one kickoff for 12 yards, and recovered one fumble, 1980; recovered one fumble, 1982.

NO. 54 KEITH BISHOP**Center/Guard**

Birthdate—March 10, 1957
Birthplace—La Jolla, Calif.
Residence—Englewood, Colo.
How Acquired—Draft #6, 1980
College—Baylor
High School—Lee HS, Midland, Tex.
Height—6-3
Weight—265
Pro Year—6th
Year with Broncos—6th

Keith Bishop had another fine season as the Broncos' starting left guard in 1985, starting all but two games at that position (he missed the Miami and Houston games due to a knee injury). He again was one of the key members of a Bronco line that allowed 38 quarterback sacks, second fewest allowed by Denver (35 in 1984 was the fewest) since the 1973 campaign. Bishop is recognized by Bronco coaches and trainers as an unselfish player, and in 1984 he was named as Denver's winner of the Ed Block Memorial Award for Courage. He missed the entire 1981 season with a torn tendon on the bottom of his right foot and was hampered by tendonitis of the knee throughout the 1982 campaign. Bishop is known for his aggressive attitude and is a hard worker, which is reflected in the consistency of his play. In addition to his starting guard role, Bishop is also the Broncos' long snapper in all kicking situations and is considered by Denver coaches to be among the best in the NFL in that capacity. Bishop can bench press his body weight over 17 times and participated in NBC's World's Strongest Man contest in 1981, placing sixth overall and winning the sumo wrestling championship of the United States Sumo Wrestling Association in the process.

COLLEGE: Keith began his career at the University of Nebraska. He played two years at Nebraska then transferred to Baylor, where he started every game at center in 1978 and was elected a tri-captain for 1979, but suffered a knee injury in the first game and missed the remainder of the season. He majored in physical education.

PERSONAL: Keith is married (Mary). At Lee HS in Midland, Texas, he lettered twice each in football and baseball. In football he played guard and center on offense and tackle on defense. Bishop was a pitcher in baseball. Keith lists hunting, fishing, and archery as his hobbies.

Professional Record

GAMES PLAYED: 1980 (16), 1981 (Injured reserve), 1982 (9), 1983 (16), 1984 (16), 1985 (14).

GAMES STARTED: 1980 (0), 1982 (0), 1983 (16), 1984 (14), 1985 (14).

ADDITIONAL STATISTICS: Recovered one fumble, 1982; recovered one fumble, 1983.

NO. 65 WALT NATHANIEL BOWYER, JR. *Defensive End*



Birthdate—September 8, 1960
Birthplace—Wilkinsburg, Pa.
Residence—Denver, Colo.
How Acquired—Draft #10, 1983
College—Arizona State
High School—Wilkinsburg HS, Wilkinsburg, Pa.
Height—6-4
Weight—252
Pro Year—3rd
Year with Broncos—3rd

Walt Bowyer signed a 1986 free agent contract with the Broncos after being one of Denver's last training camp cuts last year. Bowyer was in on 58 tackles and had three quarterback sacks backing up Barney Chavous at left defensive end in 1984, and the third-year man is expected to challenge for a spot on the final roster again in 1986. Bowyer is considered by Bronco coaches to be a fine run defender who is developing as a pass rusher. He started one game in 1984 and three as a rookie, getting in on 45 tackles and posting two sacks in 1983. An outstanding athlete, Bowyer has worked hard to build himself up to his present size and strength.

COLLEGE: Walt went to Arizona State as a linebacker but was converted to defensive end and started in his sophomore and junior season, also playing one year of varsity basketball for the Sun Devils. He was a liberal arts major at Arizona State.

PERSONAL: Walt and his wife Patty have a daughter, Tamera (7/29/82), and the family makes its home in Denver. At Wilkinsburg HS in his native Wilkinsburg, Pa., Bowyer earned eight prep letters in football and basketball. One of the nation's most highly regarded prep defensive players, he earned All-American honors as a senior. Walt was an outstanding high school basketball player and competed in the prestigious Dapper Dan Basketball Classic.

Professional Record

GAMES PLAYED: 1983 (14), 1984 (16).

GAMES STARTED: 1983 (3), 1984 (1).

ADDITIONAL STATISTICS: Recovered one fumble, 1983; recovered one fumble, 1984.

NO. 64 WILLIAM KIRBY (Billy) BRYAN *Center*



Birthdate—June 21, 1955
Birthplace—Burlington, N.C.
Residence—Burlington, N.C.
How Acquired—Draft #4, 1977
College—Duke
High School—Williams HS, Burlington, N.C.
Height—6-2
Weight—255
Pro Year—10th
Year with Broncos—10th

Billy Bryan had another outstanding season as the catalyst of Denver's offensive line in 1985. He was named second-team All-NFL by the Newspaper Enterprise Association and was a Pro Bowl alternate. Bryan once again started every game and now has

a streak of 62 consecutive games started, the longest on the team. Aside from two games missed due to injuries in 1981, Bryan has started every game Denver has played from the 14th game of 1978 to the present. Bryan is considered by Denver coaches to be one of the best pass blocking centers in the NFL, in addition to being a good run blocker, and is a legitimate All-Pro candidate at his position. Praised by Bronco coaches for his on-field leadership and decision-making ability, Bryan twice has been voted by his teammates as Denver's offensive most valuable player (1980 and 1982). After joining the Broncos as a fourth-round draft choice in 1977, he missed all but one game that season because of injury, but took over the starting job in 1978 and has held it ever since.

COLLEGE: Billy was a first team All-Atlantic Coast player at Duke, received several All-America honors, and earned four varsity letters, all at center. He capped his senior season by playing in the East-West Shrine game in San Francisco. Bryan graduated from Duke with a degree in economics.

PERSONAL: Billy is married (Susan), and they make their off-season home in Burlington, N.C. His father was a Little All-America at Elon College in North Carolina, and he has an uncle who was an outstanding player at Clemson. At Williams HS in Burlington, Bryan earned three football letters as a defensive tackle and two in track as a shot put and discus thrower. Billy lists sailing and target shooting as his hobbies.

Professional Record

GAMES PLAYED: 1977 (1), 1978 (13), 1979 (16), 1980 (16), 1981 (14), 1982 (9), 1983 (16), 1984 (16), 1985 (16).

GAMES STARTED: 1978 (12), 1979 (16), 1981 (14), 1982 (9), 1983 (16), 1984 (16), 1985 (16).

ADDITIONAL STATISTICS: Recovered two fumbles, 1979; fumbled twice for minus 20 yards, recovered one fumble, 1980; fumbled once, 1981; recovered one fumble, 1984; recovered one fumble, 1985.

NO. 58 STEVE RAY BUSICK

Linebacker



Birthdate—December 10, 1958
Birthplace—Los Angeles, Calif.
Residence—Aurora, Colo.
How Acquired—Draft #7, 1981
College—Southern California
High School—Temple City HS, Temple City, Calif.
Height—6-4
Weight—227
Pro Year—6th
Year with Broncos—6th

Steve Busick had another outstanding season in 1985, again leading all linebackers in tackles with 81 and ranking as one of just eight Broncos to start all 16 games last year. The previous season Busick led the team in tackles with 195 in his first year as the starter at the right inside linebacker spot, intercepting two passes and again starting every game. He now is second among all active Broncos in consecutive starts with 44 coming into the 1986 season. Bronco coaches regard Busick as an intelligent, aggressive player who has developed well and shown great leadership as a starter. He moved into a starting role at the left inside linebacker position in 1983 and finished second on the team in tackles with 130, including two sacks for 16 yards. Busick started 15 games that season, missing his only start because Denver opened with a

four-man front line against the Raiders. He has now played in 73 straight games, never having missed one as a pro. After his rookie season he underwent off-season surgery to correct a recurring shoulder problem that had begun in training camp.

COLLEGE: Steve was hampered by injuries during his freshman and sophomore seasons, but he played well as a junior and as a senior earned honorable mention Pac-10 honors. In 1980 he posted 102 tackles, second highest total on the USC defensive unit. Busick closed out his college career with an appearance in the Blue-Grey game.

PERSONAL: He graduated from Temple City (Calif.) HS, where he lettered three times as a linebacker. Steve is single and his hobbies include music, snow skiing, fishing, and when in California, going to the beach.

Professional Record

Year	Club	INTERCEPTIONS					
		Games	Starts	No.	Yds.	Avg.	TD
1981	—Denver	16	0	0	0	0.0	0
1982	—Denver	9	0	0	0	0.0	0
1983	—Denver	16	15	0	0	0.0	0
1984	—Denver	16	16	2	21	10.5	0
1985	—Denver	16	16	0	0	0.0	0
TOTALS		73	47	2	21	10.5	0

ADDITIONAL STATISTICS: Recovered two fumbles, 1983; recovered one fumble, 1984; recovered one fumble, 1985.

NO. 68 RUBIN CARTER

Nose Tackle



Birthdate—December 12, 1952
Birthplace—Pompano Beach, Fla.
Residence—Aurora, Colo.
How Acquired—Draft #5b, 1975
College—Miami (Fla.)
High School—Stranahan HS, Ft. Lauderdale, Fla.
Height—6-0
Weight—256
Pro Year—12th
Year with Broncos—12th

Rubin Carter has played more games at nose tackle (147) than any other player in NFL history. He has played exclusively at that position since the Broncos went to the 3-4 defense for the 1976 season, his second year in the NFL. Carter had another fine season in 1985 and was one of only eight Bronco players to start all 16 games. He is sixth in Denver history in games played with 161, having missed just two games in his 11 Bronco campaigns. Carter also is fourth in team history in games started with 149. Last year he recorded 47 total tackles, one sack, one pass defended, and a fumble recovery. Carter's career tackle total now is 1,019, while his career sack total is 33. He has recovered 15 fumbles overall, returning one for a touchdown against New England in 1979. Carter gained acclaim in Super Bowl XII when he was credited with six tackles, two assists, two quarterback sacks, and a fumble recovery. Carter joined the team as a fifth-round draft pick in 1975.

COLLEGE: Rubin was a two-year letterman at the University of Miami (Fla.), and was selected to the Kodak and UPI All-American teams after his senior year. He also was selected his team's MVP on defense in the Hula Bowl. He graduated from Miami with a degree in business administration.

PERSONAL: Rubin is married (Diana), and he has a son, Rubin Andre (5/12/79), and a daughter, Diandra (12/31/84). He is very active in the Fellowship of Christian Athletes and in Pro Athletes Outreach. Carter is the co-chairman of Bal Swan Children's Center's

annual ball and is active with the Multiple Sclerosis Society of Colorado. At Stranahan HS in Ft. Lauderdale, Fla., Carter earned three varsity football letters as a defensive tackle and three as a shot putter in track and field. Rubin lists chess, tennis, ping-pong, swimming, basketball, backgammon, and pool as his hobbies.

Professional Record

GAMES PLAYED: 1975 (14), 1976 (14), 1977 (14), 1978 (16), 1979 (15), 1980 (16), 1981 (16), 1982 (9), 1983 (16), 1984 (15), 1985 (16).

GAMES STARTED: 1975 (7), 1976 (14), 1977 (14), 1978 (16), 1979 (15), 1980 (16), 1981 (16), 1982 (5), 1983 (15), 1984 (15), 1985 (16).

ADDITIONAL STATISTICS: Recovered one fumble, 1976; recovered one fumble, 1978; recovered two fumbles for 10 yards and one touchdown, 1979; recovered two fumbles, blocked PAT, 1980; recovered one fumble, 1981; recovered three fumbles, 1983; recovered three fumbles, 1984.

No. 79 BARNEY LEWIS CHAVOUS

Defensive End



Birthdate—March 22, 1951
Birthplace—Aiken, S.C.
Residence—Aurora, Colo.
How Acquired—Draft #2, 1973
College—South Carolina State
High School—Schofield HS, Aiken, S.C.
Height—6-3
Weight—258
Pro Year—14th
Year with Broncos—14th

Barney Chavous, the senior member of Denver's defensive line corps, now has played in 182 games, the most by any player in Bronco history. He played in every game in 1985, starting 15, and has missed just two games due to injury in the last eight years. Chavous became a starter in the first game of his rookie season and has stretched his games started streak to 177, one off of the Denver record held by retired safety Bill Thompson. One of the steadiest performers on the club, Chavous has had seven campaigns in which he started every game, and is the club's sack leader with 72. In 1985, Chavous tallied 29 total tackles to raise his career total to 1,105. He had six sacks last year, as well as two fumble recoveries. He was named the Pittsburgh Courier's NFL Defensive Lineman of the Year following the 1978 season, and he earned NFLPA Defensive Rookie of the Year honors in 1973.

COLLEGE: Barney was All-Conference and defensive MVP at South Carolina State, where he earned four varsity letters as a defensive end. A three-year starter, he was named All-America by AP, The Football News, and the Pittsburgh Courier, the latter of which also named him collegiate Defensive Lineman of the Year. Chavous capped his college play with appearances in the North-South game, the Senior Bowl, and the Coaches' All-America game. He graduated with a major in physical education.

PERSONAL: Barney is married (Odessa), and they are the parents of three children, son Shedric (2/10/70), and daughters Jasmine (11/18/76) and Nikeya Monique (6/28/78). At Schofield HS in his hometown of Aiken, S.C., he earned one letter in football, as a linebacker, but lettered twice in track and field as a weight man with the shot and discus. Barney works in real estate and does some farming in the off-season. His hobbies are hunting, fishing, target shooting, and pool.

Professional Record

GAMES PLAYED: 1973 (14), 1974 (14), 1975 (9), 1976 (13), 1977 (13), 1978 (16), 1979 (16), 1980 (16), 1981 (16), 1982 (9), 1983 (15), 1984 (15), 1985 (16).

GAMES STARTED: 1973 (14), 1974 (14), 1975 (9), 1976 (13), 1977 (11), 1978 (16), 1979 (16), 1980 (16), 1981 (16), 1982 (9), 1983 (13), 1984 (15), 1985 (15).

ADDITIONAL STATISTICS: Recovered two fumbles, 1973; recovered two fumbles, 1974; recovered one fumble, 1980; recovered one fumble, 1981; credited with one safety, 1982; recovered one fumble for a touchdown, 1983; recovered one fumble, 1985.

NO. 59 DARREN COMEAUX *Linebacker*



Birthdate—April 15, 1960
Birthplace—San Diego, Calif.
Residence—San Diego, Calif.
How Acquired—FA 1982
College—Arizona State
High School—San Diego HS, San Diego, Calif.
Height—6-1
Weight—227
Pro Year—5th
Year with Broncos—5th

Darren Comeaux continued to be an excellent special teams player in 1985 and performed well in limited duty as an inside linebacker. During the previous campaign he played in every game for the first time in his pro career, intercepting a pass and recovering one fumble as well. In 1983 Comeaux had been one of Denver's last cuts and rejoined the team in the third week of the campaign, playing in the last 14 games of the season, primarily on special teams. He originally signed with the Broncos after the 1982 draft and spent most of that season on injured reserve, having suffered a stress fracture in his lower right leg during training camp. A versatile athlete, Comeaux can play all four linebacker positions in Denver's defensive formation.

COLLEGE: Darren was honorable mention All-Pac 10 and earned Arizona State's Glen Hawkins Sportsmanship Award as a senior linebacker for the Sun Devils. He lettered in Arizona State in 1980 and 1981 after transferring from San Diego Mesa JC.

PERSONAL: Darren is single and makes his off-season home in his native San Diego where he is pursuing a degree in business administration at San Diego State. He also spends part of the off-season working as a youth counselor for the Southeast Involvement Program in San Diego. He lettered twice each in football, basketball, and track at San Diego HS. Darren likes to play racquetball and basketball in his spare time.


Professional Record

GAMES PLAYED: 1982 (3), 1983 (14), 1984 (16), 1985 (11).

GAMES STARTED: 1982 (0), 1983 (0), 1984 (0), 1985 (0).

ADDITIONAL STATISTICS: Intercepted one pass for five yards and recovered one fumble, 1984.

NO. 63 MARK SAMUEL COOPER *Guard/Tackle*



Birthdate—February 14, 1960
Birthplace—Miami, Fla.
Residence—Aurora, Colo.
How Acquired—Draft #2, 1983
College—Miami (Fla.)
High School—Killian HS, Miami, Fla.
Height—6-5
Weight—267
Pro Year—4th
Year with Broncos—4th

Mark Cooper saw considerable playing time at both guard and tackle in 1985 and is expected to compete for a starting job at either position in 1986. He played in 15 games last year, starting twice, after missing the season opener at the Los Angeles Rams (9/8) with a sprained knee. Cooper recorded his first pass reception as a professional against Seattle in the season finale (12/20). He played in 15 games in 1984, missing the last game of the season with a knee injury. As Denver's second round draft choice in 1983, Cooper played in 10 games and started four, missing six games with an ankle injury suffered in the season opener at Pittsburgh.

COLLEGE: Mark was a second team All-South Independent choice as a senior at Miami (Fla.), where he was a four-year letterman who capped his college career with East-West Shrine Game and Senior Bowl appearances. Cooper made the conversion to the interior line for the final game of the 1982 season, after having caught 19 passes for 214 yards and four touchdowns during his 33-game career as a tight end. He has a degree in communications from Miami.

PERSONAL: Mark is single and makes his off-season home in Aurora, Colo. where he was a prep All-American selection (Adidas, Scholastic Coach) who also earned all-city and all-state honors. His father played pro football at Green Bay, and he has a cousin who pitched in the Oakland Athletics organization. Mark enjoys hunting, fishing, scuba diving, and working on cars. An avid horseman, he personally constructed a barn on his Aurora property as a 1985 off-season project.

Professional Record

GAMES PLAYED: 1983 (10), 1984 (15), 1985 (15).

GAMES STARTED: 1983 (2), 1984 (4), 1985 (2).

ADDITIONAL STATISTICS: Caught one pass for 13 yards, 1985.

NO. 55 RICK STEVEN DENNISON *Linebacker*



Birthdate—June 22, 1958
Birthplace—Kalispel, Mont.
Residence—Louisville, Colo.
How Acquired—FA, 1982
College—Colorado State
High School—Rocky Mountain HS, Fort Collins, Colo.
Height—6-3
Weight—220
Pro Year—5th
Year with Broncos—5th

Rick Dennison started seven games in 1985 and also saw considerable playing time as a reserve linebacker over the latter portion of the campaign. He posted 25 tackles and was credited with a

forced fumble in last year's campaign. Dennison suffered a sprained ankle against Miami (9/29) and missed the next game, the first time in his professional career that he failed to appear in a game. He had an excellent season in 1984, recording 164 tackles and three sacks in his first season as a full-time starter at the left inside linebacker spot. Dennison has been cited by Denver coaches for his excellent qualities of intelligence and leadership, as well as for his ability to play all four linebacker positions. Dennison had a free agent tryout with the Buffalo Bills in 1980 and with Denver the following year, finally joining the Broncos after the Bills again cut him just prior to the start of 1982 regular season play.

COLLEGE: Rick was a second team Academic All-American at Colorado State University, where he played tight end for the Rams from 1976-79, graduating with a degree in civil engineering. He earned three letters at CSU.

PERSONAL: He and his wife Deborah make their home in Louisville, Colo. Rick is a native of Kalispel, Mont., and graduated from Rocky Mountain HS in Fort Collins, Colo., where he lettered twice each in football, basketball, and baseball. He received a master's degree in civil engineering in the spring of 1982, specializing in fluid mechanics. Rick likes fishing and music.

Professional Record

GAMES PLAYED: 1982 (9), 1983 (16), 1984 (16), 1985 (15).

GAMES STARTED: 1982 (0), 1983 (1), 1984 (15), 1985 (7).

ADDITIONAL STATISTICS: Returned two kickoffs for 27 yards, 1984.

No. 7 JOHN ALBERT ELWAY

Quarterback



Birthdate—June 28, 1960
Birthplace—Port Angeles, Wash.
Residence—Aurora, Colo.
How Acquired—Trade with Baltimore, 1983
College—Stanford
High School—Granada Hills HS, Los Angeles, Calif.
Height—6-3
Weight—212
Pro Year—4th
Year with Broncos—4th

John Elway took some spectacular steps forward in 1985, as the Stanford graduate rewrote the Denver record book and was named by his teammates as the Broncos' most valuable offensive player. Elway set Bronco single season records for attempts (605, which led the NFL and fell just four passes short of the all-time record of 609 held by Dan Fouts), completions (327, second in the NFL), passing yards (3,891, second in the NFL), total rushing and passing plays (656, which led the NFL), and total offense (4,144, which led the NFL). In addition, Elway rushed for 253 yards, which led all AFC quarterbacks for the second straight season, and his career rushing average of 4.71 per carry is the highest in franchise history. He had a franchise high of three 300-yard games while throwing for over 250 yards seven times. Elway had a four-TD game, three three-TD games, and two two-TD games, finishing the season with a streak of seven consecutive games in which he threw at least one TD pass. His 22 scoring passes marked the team's second best single season figure ever, and he now is 25-9 (.735) in his last 34 starts and 27-14 (.658) overall as a starting NFL quarterback. Bronco coaches feel that Elway gained confidence and continued to develop his strong leadership qualities in 1985, now having led Denver to a 23-7 record

(.767) over the 1984-85 campaigns, with that two-year victory total second only to Dan Marino's at Miami. Last year he set personal single-game highs in attempts (50 vs. San Diego, 11/17), completions (28 vs. San Diego, 11/17 and vs. New Orleans, 9/15), yards (432 at Seattle, 12/20), rushing yards (49 at Indianapolis, 10/13), and interceptions (five vs. Kansas City, 12/14). He has thrown for 8,152 yards, good for second place among all-time Bronco quarterbacks, and the one-time Stanford All-American has the third best interception avoidance mark in Denver history (.042). He led the Broncos to a 12-2 record in his 14 1984 regular season starts, finishing eighth among AFC passers (214 completions in 380 attempts for 2,598 yards and 18 touchdowns). Not only was Elway's passing a factor in his leadership of the offense, but he finished third on the team in rushing with 237 yards. Elway tied the franchise record with five scoring passes in a single game (vs. Minnesota on 11/18/84) and posted his only 300-yard game of the campaign against the Patriots (315 on 11/4/84). In the team's final regular season game at Seattle, he gained 43 yards on nine carries in pacing Denver to the division title. Elway was not able to start two games due to injury and sat out one altogether (10/28 at Los Angeles Raiders). He has worked very hard in the Bronco weight room to build up his upper body, and is considered to be both heavier and stronger than he was during his first two seasons. Elway started 10 games overall in 1983, including the first five before being replaced by Steve DeBerg and five more after DeBerg was injured at Seattle (11/6). Elway did not have impressive stats as a rookie, finishing 17th among AFC passers, but he carried a tremendous emotional burden all season, having come into the NFL as the most publicized college prospect since Joe Namath in 1965. John struggled for much of the season before putting outstanding performances back to back in December against Cleveland and Baltimore, both Denver wins and the latter of which clinched a playoff spot for the Broncos. He completed 16 of 24 for 284 yards and two touchdowns against the Browns and the following week brought Denver back from a 19-0 deficit with three fourth quarter scoring passes, leading the Broncos to a 21-19 win. He completed 23 of 44 for 345 yards in that game, all single game highs for his rookie year. Elway was the first player selected in the 1983 NFL draft and joined the Broncos by trade on 5/2/83. An exceptional pure passer, his talents were honed by the pro-style offense employed by Stanford.

COLLEGE: John concluded his college career with five major NCAA Division 1-A records and nine major Pac-10 marks. Elway completed 62.1 percent of his career passes (774 of 1,243, both NCAA highs) for 9,349 yards and 77 touchdowns, while setting an NCAA record for the lowest percentage of passes intercepted in a career (3.13 percent). He passed for over 200 yards in 30 of 42 games. As a senior, John was a consensus All-American and finished second in Heisman Trophy balloting while setting virtually every Pac-10 and Stanford career record for total offense and passing. In 1982 he passed for over 2,500 yards for an NCAA record third straight season capping his career as the East-West Shrine Offensive Player of the Game. He threw for two or more TDs in all but three games as a senior. As a junior Elway received All-America recognition and was named All-West Coast first team by UPI. John was the first sophomore ever named Pac-10 Player-of-the-Year and also the first sophomore ever named a first team All-American (The Sporting News). He compiled amazing 1980 statistics, completing 65.4 percent of his attempts for 2,889 yards and 27 TDs. In limited action as a freshman he completed 50 of 96 attempts for 544 yards, setting a school record for freshmen by hurling six TD passes. A two-sport star, John played baseball for the New York Yankees' Oneonta (N.Y.) single-A farm club in 1982, hitting for a .318 average and knocking in a team-high 24 runs batted in. He was the Yankees' first selection in the 1981 summer draft. He hit .349 with nine homers

and 50 RBI in 49 games in his final college baseball season as a sophomore. Elway has a degree in economics from Stanford.

PERSONAL: John and his wife Janet have a daughter, Jessica Gwen (10/17/85), and the family makes its home in Aurora, Colo. He is a member of the Mayor's Council on Physical Fitness and is Chairman of the National Kidney Foundation for the Rocky Mountain Region. A native of Port Angeles, Wash., Elway was the most highly recruited prep athlete in the nation in 1979 and was listed on Parade, Scholastic Coach, Football News, and National Coaches Association All-America teams. He had an unparalleled football-baseball career at Granada Hills HS. John was 129 of 200 for 1,837 yards and 19 TDs as a senior, while leading the baseball team to the Los Angeles City championship with a .491 batting average and a 4-2 pitching record. He completed 60 percent of his high school passes for 5,711 yards and 49 TDs. The Kansas City Royals selected him in the 1979 summer draft, although he already had signed a national letter of intent with Stanford. John's father, Jack, now is the head coach at Stanford. Jack coached his son in the East-West Shrine contest in which John earned Offensive MVP laurels.

Professional Record

Year	Club	Games	Starts	PASSING					Yds.	TD	Int.
				Att.	Comp.	Pct.					
1983—Denver		11	10	259	123	47.5	1,663	7	14		
1984—Denver		15	14	380	214	56.3	2,598	18	15		
1985—Denver		16	16	605	327	54.0	3,891	22	23		
TOTALS		42	40	1,244	664	53.4	8,152	47	52		

RUSHING

Year	Club	Att.	Yds.	Avg.	TD
1983—Denver		28	146	5.2	1
1984—Denver		56	237	4.2	1
1985—Denver		51	253	5.0	0
TOTALS		135	636	4.7	2

ADDITIONAL STATISTICS: Fumbled six times and recovered three fumbles for minus one yard, 1983; fumbled 14 times and recovered seven fumbles, 1984; fumbled seven times and recovered three fumbles, 1985.

No. 73 SIMON RAYNARD FLETCHER

Defensive End



Birthdate—February 18, 1962
Birthplace—Bay City, Tex.
Residence—Bay City, Tex.
How Acquired—Draft #2b, 1985
College—Houston
High School—Bay City HS, Bay City, Tex.
Height—6-6
Weight—250
Pro Year—2nd
Year with Broncos—2nd

Simon Fletcher played in all 16 games last year and increased his playing time as the season went on, making his first pro start at Pittsburgh (12/1). Denver's second pick in the second round of last year's draft, Fletcher finished the season with 17 total tackles and one quarterback sack, that coming in the season finale at Seattle (12/20), a game in which he also had his pro high of five tackles overall. Very quick and agile for a player of his size, Fletcher is the Broncos' fastest defensive lineman. Coaches feel that with additional experience he should challenge for a starting role at defensive end.

COLLEGE: Simon was a three-year starter at the University of Houston, where he posted 209 total tackles, including 30 tackles for losses and 14 quarterback sacks. Fletcher also defended 10 passes during a career in which he started 33 of the 37 games in which he played for the Cougars. As a senior he had 11 tackles for losses and eight sacks despite playing the last six games with a pinched nerve in his shoulder. He started at both right tackle (1982 and 1984) and right end (1983) during his college career, which he closed out with a Cotton Bowl appearance against Boston College.

PERSONAL: Simon has a daughter, Ashley Nichole (1/12/84), and they make their off-season home in his native Bay City, Tex. He earned letters in both football and track at Bay City HS, and has an older brother who played football at Texas A & I.

Professional Record

GAMES PLAYED: 1985 (16).

GAMES STARTED: 1985 (1).

No. 43 STEPHEN JAMES (Steve) FOLEY

Safety



Birthdate—Nov. 11, 1953
Birthplace—New Orleans, La.
Residence—New Orleans, La.
How Acquired—Draft #8, 1975
College—Tulane
High School—Jesuit HS, New Orleans La.
Height—6-2
Weight—190
Pro Year—11th
Year with Broncos—11th

Steve Foley had another fine year as Denver's starting free safety in 1985, moving within striking distance of Denver's all-time interception record. Foley picked off three passes last year, including two in the season opener at the Los Angeles Rams (9/8), to give him a career total of 42, one short of the team record held by Goose Gosoulin. He now ranks third in the NFL among active interceptors behind Donnie Shell of Pittsburgh (47) and Seattle's Dave Brown (45). Foley was bothered early in the season by a knee injury, although he continued to start. Against Houston (10/6) he suffered a shoulder sprain and spent the next four weeks on injured reserve. In addition to his three interceptions, Foley posted 48 total tackles and seven passes defended. Foley was one of only eight Broncos to start all 16 games in 1984, intercepting six passes to tie Mike Harden for the team lead. Foley also scored his first pro touchdowns in 1984 on a 40-yard interception return at Seattle (12/15) and a 22-yard fumble return on the first play from scrimmage against Green Bay (10/15) in a Monday night blizzard. He ranked second on the team and first among defensive backs in tackles with 167 and he broke up 10 passes. Foley intercepted five passes in 1983 while leading the defensive backs in tackles with 124 despite missing two games with an ankle injury. He returned to the starting lineup at free safety that year after having missed virtually all of 1982 due to a broken right forearm suffered in a goal line collision with San Diego wide receiver Wes Chandler on opening day. Foley was Denver's interception leader for four straight years (1978-81) and in 1981 picked off five passes in his first full year as a free safety. His shift to free safety for the eighth game of the 1980 campaign marked the second position change of his career — he was a college quarterback at Tulane. Drafted by

the Broncos in 1975, he opted instead for the WFL as a quarterback, eventually was shifted to the defensive backfield at Jacksonville and subsequently came to Denver as an experienced defender. Foley did not miss a game from 1978-81 and was named to UPI's All-AFC team after the 1978 season.

COLLEGE: Steve lettered three times as a quarterback at Tulane and led the Green Wave to the 1973 Blue Bonnet Bowl. He holds Tulane's individual career total offense record and graduated with a degree in business.


PERSONAL: Steve and his wife Cindy have two children, son David (5/24/82) and daughter Natalie (1/1/84) and make their off-season home in his native New Orleans. He comes from a large family, with 12 brothers and sisters. At Jesuit HS in New Orleans, Foley was a two-year letterman at quarterback and earned two track letters as a long jumper, high jumper, and javelin thrower. Steve lists hunting, fishing, tennis and "most outdoor sports" as hobbies.

Professional Record

Year	Club	Games	INTERCEPTIONS					PUNT RETURNS			
			Starts	No.	Yds.	Avg.	TD	No.	Yds.	Avg.	TD
1976	—Denver	14	6	4	95	23.8	0	5	42	8.4	0
1977	—Denver	13	13	3	22	7.3	0		None		
1978	—Denver	16	16	6	84	14.0	0		None		
1979	—Denver	16	15	6	14	2.3	0		None		
1980	—Denver	16	16	4	115	28.8	0		None		
1981	—Denver	16	13	5	81	16.2	0		None		
1982	—Denver	1	1	0	0	0.0	0		None		
1983	—Denver	14	13	5	28	5.6	0		None		
1984	—Denver	16	16	6	97	16.2	1		None		
1985	—Denver	12	11	3	47	15.7	0		None		
TOTALS		134	120	42	583	13.9	1	5	42	8.4	0

ADDITIONAL STATISTICS: Fumbled once, 1976, rushed once for 14 yards, 1978; fumbled once, 1979; recovered one fumble, 1981; recovered one fumble and fumbled once, 1983; recovered one fumble for 22 yards and a touchdown, 1984.

No. 62 MICHAEL JOSEPH (Mike) FREEMAN *Guard/Center*



Birthdate—October 13, 1961
Birthplace—Mt. Holly, N.J.
Residence—Aurora, Colo.
How Acquired—FA, 1984
College—Arizona
High School—Fountain Valley HS, Fountain Valley, Calif.
Height—6-3
Weight—256
Pro Year—2nd
Year with Broncos—2nd

Mike Freeman will battle for more playing time in 1986 after spending the entire 1985 campaign on injured reserve due to a knee injury suffered during training camp. He played in nine games as a rookie in a reserve role at guard and also saw limited action at center. Freeman made the team as a free agent in 1984, impressing coaches with his pass blocking skills and his learning abilities.

COLLEGE: Mike was a second-team All-PAC 10 player in his senior year at Arizona, and was given his school's "Tough Boot" award for being the outstanding interior lineman on the squad.

PERSONAL: Mike and his wife Jill have a son, Marcus James (3/30/86), and reside in the Denver suburb of Aurora. He worked toward his accounting degree at Metropolitan State College during the off-season. A native of Mt. Holly, N.J., he earned three letters for foot-

ball at Fountain Valley (Calif.) HS, where he also wrestled as a freshman. Mike enjoys playing basketball in his spare time.

Professional Record

GAMES PLAYED: 1984 (9), 1985 (Injured reserve).

GAMES STARTED: 1984 (0), 1985 (0).

No. 72 MARSHARNE DEWAYNE GRAVES *Tackle*



Birthdate—July 8, 1962
Birthplace—Memphis, Tenn.
Residence—Aurora, Colo.
How Acquired—FA, 1984
College—Arizona
High School—Abraham Lincoln HS, San Francisco, Calif.
Height—6-3
Weight—272
Pro Year—2nd
Year with Broncos—2nd

Marsharne Graves will compete for more playing time with the Broncos in 1986 after suffering a knee injury during the Broncos' 1985 training camp and spending the entire season on injured reserve. He was one of the last players released from Denver's 1984 training camp and subsequently rejoined the squad 10 games into the season. He played in one game that year, seeing action against Minnesota (11/18).

COLLEGE: Marsharne was a second team All-PAC 10 selection in his senior year at Arizona, where he played from 1980-83. He concluded his college career with an appearance in the Blue-Gray all-star game. Marsharne majored in personnel management.

PERSONAL: Marsharne is single and resides in the Denver suburb of Aurora. A native of Memphis, Tenn., he was an AP All-American and an all-West Coast selection at Abraham Lincoln HS in San Francisco, Calif., earning three letters in football and two letters in basketball. Marsharne is a cousin of Henry Lawrence of the Los Angeles Raiders, and he enjoys music, basketball, jogging, tennis, and swimming.

Professional Record

GAMES PLAYED: 1984 (1), 1985 (Injured reserve).

GAMES STARTED: 1984 (0), 1985 (0).

No. 31 MICHAEL (Mike) HARDEN *Cornerback*



Birthdate—February 16, 1958
Birthplace—Memphis, Tenn.
Residence—Aurora, Colo.
How Acquired—Draft #5a, 1980
College—Michigan
High School—Central HS, Detroit, Mich.
Height—6-1
Weight—192
Pro Year—7th
Year with Broncos—7th

Mike Harden had another fine year in 1985 as the only member of the Broncos' defensive backfield to start every game, including two at strong safety (weeks two and three) for the injured Dennis Smith. Harden, playing his third season as a starting cornerback,

led the team in tackles with 82 and in passes defended with 18, tying for the team lead in interceptions for the second consecutive season with five. He returned those five thefts for a team-high 100 yards, including one for a 42-yard game-clinching touchdown at Pittsburgh (12/1). Harden is one of only eight Broncos to start every game in each of the last two campaigns. In 1984 he tied for the team lead in interceptions with a career-high six and also led the team in passes defended with 18, scoring the first touchdown of his career on a 45-yard interception return against Kansas City (9/23). In 1983 Harden moved from safety to cornerback and finished the year leading the AFC in interception return yards with 127, and his average of 31.8 was the highest in the NFL among players with four or more interceptions. Harden began the 1982 season as Denver's nickel back and became the club's starting free safety in the second week of the season, starting four games before a knee sprain sustained in practice forced him to miss the campaign's final four games. Harden played in five games and was in on 51 tackles in addition to making two interceptions and recovering a fumble. He played in every game of his first two pro seasons, primarily as a valuable special teams performer, making his first three starts late in the 1981 campaign. Harden was second on the club in kickoff returns with 11 in 1981.

COLLEGE: Mike was All-Big Ten in 1978 and 1979, closing out his college career with an appearance in the Japan Bowl. A four-year letterman at Michigan, Harden led Wolverine defensive backs in tackles with 50 as a senior and posted seven career interceptions. He also returned punts in college, handling 24 for a 7.4 average, and graduated from Michigan with a degree in political science.

PERSONAL: Mike and his wife Donna have a daughter, Tâ ler Niccole (5/12/85), and the family makes its home in the Denver suburb of Aurora. He is very active in various community youth programs and is in the investment business as an entrepreneur during the off-season, maintaining his long-term goal of eventually finishing law school. He has worked with the Detroit police department as a youth counselor. Harden has taken law courses at the University of Michigan, and at the University of Denver in pursuit of a law degree. He once worked in the sports department of Detroit television WXYZ-TV, and Mike's interests include travel, sports cars, fashion modeling and horticulture.

Professional Record

Year	Club	INTERCEPTIONS						KICKOFF RETURNS					
		Games	Starts	No.	Yds.	Avg.	TD	No.	Yds.	Avg.	TD		
1980	—Denver.....	16	0	0	0	0	0	12	214	17.8	0		
1981	—Denver.....	16	3	2	34	17.0	0	11	178	16.2	0		
1982	—Denver.....	5	4	2	3	1.5	0	0	0	0.0	0		
1983	—Denver.....	15	15	4	127	31.8	0	0	0	0.0	0		
1984	—Denver.....	16	16	6	79	13.2	1	0	0	0.0	0		
1985	—Denver.....	16	16	5	100	20.0	1	0	0	0.0	0		
TOTALS.....		84	53	19	343	18.1	2	23	392	17.0	0		

ADDITIONAL STATISTICS: Returned two punts for 36 yards, fumbled once, 1980; recovered one fumble, 1981; recovered one fumble for 13 yards, 1982; recovered three fumbles, 1983; recovered two fumbles, 1984; recovered two fumbles, 1985.

No. 36 MARK HAYNES Cornerback



Birthdate—November 6, 1958
Birthplace—Kansas City, Kan.
Residence—Upper Saddle River, N.J.
How Acquired—Trade with New York Giants, 1986
College—Colorado
High School—Harmon HS, Kansas City, Kan.
Height—5-11
Weight—195
Pro Year—7th
Year with Broncos—1st

Mark Haynes was acquired from the New York Giants on April 29 (draft day), in exchange for Denver's second round draft choices in 1986 and 1987, and for a sixth round choice which the Broncos earlier had obtained from Tampa Bay. In joining the Broncos Haynes returns to an area in which he has many close ties, having been a star performer at the University of Colorado. One of the NFL's most proficient cornerbacks over the last several years, Haynes had perhaps his best season in 1984, earning All-NFL accolades for the fourth straight year and being voted into the Pro Bowl for a third straight season. He had his best production ever in the area of interceptions, registering a career high of seven for 90 yards returned, the second best total in the NFC. Additionally, he had 39 tackles and two fumble recoveries during that campaign and was noted for his leadership in the Giants' young secondary. Haynes went down with a knee injury in the next to last game of the season and missed the playoffs and Pro Bowl due to that injury. The injury did not require surgery and he returned healthy for 1985, although he sat out the first part of last year before ultimately returning to play in five 1985 games for the Giants, starting one. He also did not play in one game, thus totaling six games for which he was on New York's active roster. He sustained a groin injury and subsequently spent the last portion of the 1985 campaign on New York's injured reserve list. The Giants' number one draft choice in 1980 (and the eighth player selected in the entire NFL draft), Haynes became an almost instant star in his second pro season, winning All-NFL first team honors (Pro Football Weekly, NEA, Sports Illustrated), and followed that up in 1982 with a second straight All-NFL season, in addition to being named as a starter in the Pro Bowl for the first time. In 1983 he recorded three interceptions and started in the Pro Bowl for the second straight campaign. Haynes scored his only NFL touchdown in the Giants' 1981 playoff victory over Philadelphia when he recovered a fumble in the end zone. Through his first five pro seasons Haynes missed just three games.

COLLEGE: Mark was a unanimous All-American choice at the University of Colorado in his senior season, and was an All-Big Eight selection twice. He won four varsity letters as both a cornerback and safety, concluding his career with 256 tackles, eight fumble recoveries, five interceptions, and three blocked kicks. He had a 97-yard interception return for a touchdown vs. Army in 1977 and had 18 tackles in one game vs. Iowa State that same season. Haynes was a co-captain in his senior year and was selected to play in both the Hula Bowl and Senior Bowl games.

PERSONAL: Mark and his wife Victoria have two daughters, Iman (4/28/83) and Jasmine (11/4/85), and they make their home in Upper Saddle River, N.J. He was born in Kansas City, Kan., and was a legendary scholastic star at Harmon HS there, where he earned seven letters in football, basketball, and track and set a school record as a running back with 1,380 yards rushing and 19 touchdowns in one season.

Professional Record

Year	Club	INTERCEPTIONS					TD
		Games	Starts	No.	Yds.	Avg.	
1980	New York Giants	15	11	1	6	6.0	0
1981	New York Giants	16	16	1	9	9.0	0
1982	New York Giants	9	9	1	0	0.0	0
1983	New York Giants	15	15	3	18	6.0	0
1984	New York Giants	15	15	7	90	12.9	0
1985	New York Giants	5	1	0	0	0.0	0
TOTALS		75	67	13	123	9.5	0

ADDITIONAL STATISTICS: Returned two kickoffs for 40 yards, 1980; recovered one fumble, 1981; recovered two fumbles for four yards, 1983; recovered two fumbles for 12 yards, 1984.

NO. 74 WINFORD DEWAYNE HOOD

Guard



Birthdate—March 29, 1962
Birthplace—Atlanta, Ga.
Residence—Atlanta, Ga.
How Acquired—Draft #8a, 1984
College—Georgia
High School—Therrell HS, Atlanta, Ga.
Height—6-3
Weight—262
Pro Year—3rd
Year with Broncos—3rd

Winford Hood was switched from tackle to guard prior to the 1985 season and played in every game at the new position, although he moved back to tackle in short yardage and goal-line situations. Hood is expected to battle for increased playing time in 1986, following a season in which he started three of the first five games of the campaign (vs. New Orleans on 9/15, vs. Miami on 9/29, and vs. Houston on 10/6) when a rash of injuries hit the offensive line. Hood was named to the UPI All-Rookie team in 1984, playing in every game and starting against the Los Angeles Raiders (10/28) and Minnesota (11/18). He impressed Bronco coaches with his work ethic and good attitude, as well as with his pass blocking ability.

COLLEGE: Winford earned All-Southeastern Conference honors in his senior year at the University of Georgia and was a starter in both the 1983 Cotton Bowl and the 1982 Sugar Bowl with the Bulldogs. He lettered as a sophomore after a freshman campaign in which he was out for most of the season with a groin injury. Winford majored in business education.

PERSONAL: Winford is single and resides in his hometown of Atlanta, Ga. At Atlanta's Therrell HS Winford was Parade Magazine's National Lineman of the Year and an Adidas All-American in 1979. Winford was an all-state and all-metro Atlanta selection in 1978 and 1979.

Professional Record

GAMES PLAYED: 1984 (16), 1985 (16).

GAMES STARTED: 1984 (2), 1985 (3).

NO. 60 PAUL EUGENE HOWARD

Guard



Birthdate—September 12, 1950
Birthplace—San Jose, Calif.
Residence—Redding, Calif.
How Acquired—Draft #3a, 1973
College—Brigham Young
High School—Central Valley HS, Central Valley, Calif.
Height—6-3
Weight—260
Pro Year—13th
Year with Broncos—13th

Paul Howard played in every game at his customary right guard spot in 1985, the fifth consecutive year in which he saw action in every contest. Howard was one of the fixtures in an offensive line that helped pave the way for new Denver records in total offense (5,496 yards) and touchdowns (43). Over the last two seasons the line has allowed its lowest sack totals (35 in 1984 and 38 last year) since 1973, and Howard has been a mainstay at right guard. He now is fourth in Bronco history in games played (172) and eighth in games started (133). Howard, the oldest player on the Denver roster (born 9/12/50), also is third among active Broncos in consecutive games played (77). Chosen by Denver in the third round of the 1973 draft, Howard first earned a starting job halfway through the 1974 season and has been a fixture as right guard ever since, with the exception of the 1976 campaign, which he missed with a back injury.

COLLEGE: Paul earned three varsity letters during an outstanding career at BYU. He was first team All-WAC, played in the Senior Bowl and the East-West Shrine Game, and was selected for the Coaches' All-America and College All-Star games after his senior season. Howard played defensive end for two years in college before switching to the offensive line. A dedicated weight lifter, he set Brigham Young records for the bench press, squat, and dead lift.

PERSONAL: Paul and his wife Kathy have two daughters, Nicole (10/8/73) and Melissa (1/13/77). He works as a Vice President at Hydro-Petro Technology, Inc. during the off-season. At Central Valley HS in northern California he earned varsity letters in football as a guard, in basketball as a forward, and in track and field as a weight man.

Professional Record

GAMES PLAYED: 1973 (14), 1974 (14), 1975 (14), 1976 (Injured reserve), 1977 (14), 1978 (13), 1979 (16), 1980 (14), 1981 (16), 1982 (9), 1983 (16), 1984 (16), 1985 (16).

GAMES STARTED: 1973 (0), 1974 (5), 1975 (14), 1977 (13), 1978 (13), 1979 (16), 1980 (14), 1981 (15), 1982 (0), 1983 (14), 1984 (14), 1985 (15).

ADDITIONAL STATISTICS: Recovered one fumble, 1975 and 1977.

No. 98 RICKY HUNLEY *Linebacker*

Birthdate—November 11, 1961
Birthplace—Petersburg, Va.
Residence—Aurora, Colo.
How Acquired—Trade with Cincinnati, 1984
College—Arizona
High School—Petersburg, HS, Petersburg, Va.
Height—6-2
Weight—238
Pro Year—3rd
Year with Broncos—3rd

Ricky Hunley is expected to challenge for a starting position in 1986. He played primarily on special teams in 1985 and was that unit's statistical leader. As a reserve linebacker he registered 19 tackles and two passes defended. Hunley made his first professional starts against Houston (10/6) and the Los Angeles Raiders (11/24). He came to the Broncos by way of trade from Cincinnati in the middle of the 1984 campaign and played in the final eight games of the season, as well as in the playoff game against Pittsburgh, seeing most of his action on special teams. Hunley was the seventh player taken in the 1984 player draft, but opted not to sign at that time.

COLLEGE: Ricky was a two-time consensus All-American (1982 and 1983) at Arizona, where he was the Wildcats' all-time tackle leader (566 in four years) and the most decorated player in school history. A heavy hitter who both stuffed the middle and played pass defense as well, he led the PAC-10 in interceptions in 1983 with seven and established a reputation for durability, starting the last 33 games of his career in addition to five as a freshman, missing just one college contest due to injury. As a senior he capped his Arizona career by leading the defense in five departments and intercepting passes in three consecutive games, as well as in five of the first seven. Hunley had three 21-tackle games in his career and in his last two seasons posted fewer than 10 tackles in just two games. He registered his career-high of 22 tackles (11 solo) vs. Washington as a senior, and scored two touchdowns in his final campaign, one vs. Oregon State and the other against California. In addition to his consensus All-American honors, Hunley was selected by Arizona coaches as the team's MVP and defensive MVP. As a sophomore he tied the school record with four forced fumbles while leading the squad in total tackles and solo tackles for the first of three straight seasons, earning All-PAC-10 conference honors all three seasons as well.

PERSONAL: Ricky is single and makes his home in Aurora, Colo., although he still spends considerable time in Tucson, Ariz., where he works as an Administrative Assistant with Hickey Development Co. in the off-season. A native of Petersburg, Va., Ricky earned three prep letters each in football and baseball at Petersburg HS, and was drafted by the Pittsburgh Pirates in the 26th round of the 1980 baseball draft. He has three sisters and seven brothers, one of whom (Lamonte) was the other starter next to Ricky at inside linebacker for the Arizona Wildcats in 1982 and 1983, and now plays for the Indianapolis Colts.

Professional Record

GAMES PLAYED: 1984 (8), 1985 (16).
GAMES STARTED: 1984 (0), 1985 (2).

NO. 25 DANIEL LEWIS HUNTER *Cornerback*

Birthdate—September 1, 1962
Birthplace—Arkadelphia, Ark.
Residence—Arkadelphia, Ark.
How Acquired—FA, 1985
College—Henderson State
High School—Arkadelphia HS, Arkadelphia, Ark.
Height—5-11
Weight—175
Pro Year—2nd
Year with Broncos—2nd

Daniel Hunter had a fine season in 1985 and was named by teammates as the Broncos' most valuable player on special teams. He saw action as a reserve cornerback and was credited with 23 total tackles and a 20-yard interception return that set up the winning field goal in overtime vs. Seattle (10/20). Hunter was Denver's leading tackler on special teams and also returned two kickoffs. He joined the Broncos as a free agent in 1985 and had previous tryouts with Dallas and the USFL Los Angeles franchise.

COLLEGE: Daniel was an NAIA Division I All-American in his senior season at Henderson State, where he played from 1980-83. He was a three-time All-Arkansas Intercollegiate Conference and All-District 17 performer, as well as defensive and special teams MVP. Daniel participated in track for the Reddies and was a four-time All-AIC selection and an NAIA All-American as a long jumper. He set the school's long jump record and received the Duke Wells Inspirational Award in his senior year. He majored in physical education.

PERSONAL: Daniel is single and resides in his hometown of Arkadelphia, Ark. He earned three prep letters each in football, basketball, and track at Arkadelphia HS. Daniel lists baseball, softball, hunting, and fishing as his hobbies.

Professional Record**INTERCEPTIONS**

Year	Club	Games	Starts	No.	Yds.	Avg.	TD
1985	—Denver	16	0	1	20	20.0	0
TOTALS		16	0	1	20	20.0	0

ADDITIONAL STATISTICS: Returned two kickoffs for 33 yards, 1985.

No. 57 TOM JACKSON *Linebacker*

Birthdate—April 4, 1951
Birthplace—Cleveland, Ohio
Residence—Morrison, Colo.
How Acquired—Draft #4, 1973
College—Louisville
High School—John Adams HS, Cleveland, Ohio
Height—5-11
Weight—220
Pro Year—14th
Year with Broncos—14th

Tom Jackson was named by his teammates as the Broncos' most inspirational player once again in 1985, despite missing the first four games of the season on injured reserve due to a training

camp knee injury. Jackson missed most of training camp and ultimately underwent an arthroscope on August 22, rejoining the active roster for the fifth game of the season and working his way back into the starting lineup in week 10 (11/11 vs. San Francisco). Overall, Jackson started five games and was in on 28 tackles last year, the fifth consecutive campaign in which he earned the club's most inspirational player award—he is the only Bronco ever to have won the honor. In 1984 he started every game and finished fourth on the team in tackles with 141, also recording six quarterback sacks and defending 13 passes, the latter figure leading all club linebackers. He was named second team All-NFL by College and Pro Football Newsweekly and also earned All-AFC honors from Pro Football Weekly and UPI (second team). Jackson also was cited by the Colorado Sports Hall of Fame as its pro athlete of the year for 1984. He has 20 career interceptions, a figure which ties him with the retired Randy Gradishar for the all-time club record among linebackers, and his 43½ career sacks rank as fifth highest in team annals. A big play performer throughout his Bronco career, Jackson has returned three interceptions for touchdowns in the NFL, including a 73-yarder to clinch a critical win against Baltimore in the 1977 Super Bowl campaign. His total of seven interceptions in 1976 is Denver's single season record by a linebacker, and Jackson's career interception return yardage of 340 and his return average of 17.0 both are team highs by a linebacker. He has made three appearances in the Pro Bowl (1977, 1978, and 1979) and has been named first team All-Pro twice (1977 and 1978). Jackson was named by his teammates as Denver's defensive most valuable player in 1974, 1976, and 1977. He is third in Bronco history in games played (175) and games started (163), and is one of only three players to have performed in a Bronco uniform for 13 years.

COLLEGE: Tom was one of the most publicized players in the history of the University of Louisville, having made All-Missouri Valley Conference for three consecutive years, and being named the Missouri Valley Conference Player of the Year twice, as a sophomore in 1970 and again as a senior in 1972. He played in the American Bowl and Blue-Gray game following his senior season. Jackson majored in business.

PERSONAL: Tom lists chess, pool, reading, and swimming as his hobbies. Last year he shared a post-game television show with teammate Butch Johnson on KUSA-TV, and Jackson also has a daily syndicated sports commentary radio show, "Behind the Line." As a high school athlete at John Adams HS in Cleveland, Jackson earned two letters in football as a linebacker, two in baseball, and three in wrestling.

Professional Record

INTERCEPTIONS

Year	Club	Games	Starts	No.	Yds.	Avg.	TD
1973	—Denver	8	4	0	0	0.0	0
1974	—Denver	13	12	1	39	39.0	0
1975	—Denver	14	14	2	0	0.0	0
1976	—Denver	14	14	7	136	19.4	1
1977	—Denver	13	13	4	95	23.8	1
1978	—Denver	16	16	3	28	9.3	1
1979	—Denver	13	13	1	34	34.0	0
1980	—Denver	16	16	0	0	0.0	0
1981	—Denver	16	16	0	0	0.0	0
1982	—Denver	9	9	1	8	8.0	0
1983	—Denver	15	15	1	0	0.0	0
1984	—Denver	16	16	0	0	0.0	0
1985	—Denver	12	5	0	0	0.0	0
TOTALS		175	163	20	340	17.0	3

ADDITIONAL STATISTICS: Fumbled once and recovered two fumbles, 1976; fumbled once, 1977; recovered two fumbles for 70 yards, 1979; recovered one fumble, 1981; recovered two fumbles for 34 yards, returned one kickoff for two yards, 1983; recovered one fumble, 1984.

No. 86 MICHAEL McCOLLY (Butch) JOHNSON *Wide Receiver*



Birthdate—May 28, 1954
Birthplace—Los Angeles, Calif.
Residence—Castle Rock, Colo.
How Acquired—Trade with Houston Oilers, 1984
College—California-Riverside
High School—Dorsey, HS, Los Angeles, Calif.
Height—6-1
Weight—187
Pro Year—11th
Year with Broncos—3rd

Butch Johnson had a fine year in 1985, recording 19 receptions for 380 yards and three touchdowns. His 20.0 average per catch was high on the team. Johnson caught a touchdown pass in each of the first three games, including a 65-yard flea flicker pass from John Elway vs. New Orleans (9/15) that was the Broncos' longest of 1985. He started eight games last year and ended the season on a strong note, catching four passes for 69 yards in the season finale at Seattle (12/20), thereby ending a six-week period in which he did not have a reception. Johnson recorded his professional highs in receptions (42), yards (587), touchdowns (six), and starts (nine) in 1984, his first season with the Broncos. He came to Denver in a preseason trade with the Houston Oilers, who had acquired him several months earlier from the Dallas Cowboys. Johnson, who is going into his 11th NFL season, also established new personal single-game highs in 1984 against New England (11/4) with nine catches for 156 yards, which was the best performance of any Bronco receiver during that campaign. Johnson had his best year with the Cowboys in 1983 with 41 receptions for 561 yards and three touchdowns. He played in five NFC championship games with Dallas and is also a veteran of two Super Bowls. Against Denver in Super Bowl XII he caught two passes for 53 yards, including a 45-yard touchdown pass from Roger Staubach that helped to secure the Cowboy win. Johnson led Dallas in punt and kickoff returns from 1976 through 1978. A third round draft choice of the Cowboys in 1976, Johnson that year tied the NFL record for most punt returns in a game (nine) against Buffalo on 11/15.

COLLEGE: Butch led the nation in receiving in 1975 at California-Riverside with 67 catches for 1,027 yards in only eight games. He was named All-American and team most valuable player that season with the Highlanders. Butch finished his college career with 139 receptions and 17 touchdowns.

PERSONAL: Butch and his wife Julie have three sons, Michael (9/8/80), Jeremy (2/2/82), and Derek (11/5/85), and make their home in Castle Rock, Colo. Johnson worked in the offseason as a sports reporter for KUSA-TV in Denver, and for the Chrysler Corporation. He has worked as a sports reporter for KDFW-TV in Dallas and as vice-president of the Dallas-based Imperial Foods. Johnson's brother-in-law is singer-songwriter Bill Withers, and former Massachusetts Senator Edward Brooke is his second cousin.

Professional Record

Year	Club	Games	Starts	RECEIVING				RUSHING			
				No.	Yds.	Avg.	TD	Att.	Yds.	Avg.	TD
1976	Dallas	14	2	5	84	16.8	2	0	0	0.0	0
1977	Dallas	14	0	12	135	11.3	1	1	-3	-3.0	0
1978	Dallas	16	0	12	155	12.9	0	0	0	0.0	0
1979	Dallas	11	1	6	105	17.5	1	1	13	13.0	0
1980	Dallas	16	1	19	263	13.7	4	0	0	0.0	0
1981	Dallas	16	7	25	552	22.1	5	0	0	0.0	0
1982	Dallas	9	1	12	269	22.4	3	1	9	9.0	0
1983	Dallas	16	5	41	561	13.7	3	1	0	0.0	0
1984	Denver	16	9	42	587	14.0	6	1	3	3.0	0
1985	Denver	16	8	19	380	20.0	4	0	0	0.0	0
TOTALS		144	34	193	3091	16.0	29	5	22	4.4	0

Year	Club	PUNT RETURNS				KICKOFF RETURNS			
		No.	Yds.	Avg.	TD	No.	Yds.	Avg.	TD
1976	Dallas	45	489	10.9	0	28	693	24.8	0
1977	Dallas	50	423	8.5	0	22	536	24.4	0
1978	Dallas	51	401	7.9	0	29	603	20.8	0
1979	Dallas	None				None			
1980	Dallas	None				None			
1981	Dallas	None				None			
1982	Dallas	None				None			
1983	Dallas	None				None			
1984	Denver	None				None			
1985	Denver	None				None			
TOTALS		146	1313	8.9	0	79	1832	23.2	0

ADDITIONAL STATISTICS: Recovered two fumbles, 1976; recovered two fumbles, 1977; recovered one fumble, 1978; fumbled once, 1984.

No. 82 VANCE EDWARD JOHNSON

Wide Receiver



Birthdate—March 13, 1963
Birthplace—Trenton, N.J.
Residence—Tucson, Ariz.
How Acquired—Draft #2a, 1985
College—Arizona
High School—Cholla HS, Tucson, Ariz.
Height—5-11
Weight—185
Pro Year—2nd
Year with Broncos—2nd

Vance Johnson had a superb season in 1985, as the speedster made the conversion from running back to wide receiver and set new Bronco rookie records for receptions (51) and reception yardage (721 yards). He led the team in punt and kickoff returns as well, and his 1,757 all-purpose yards were tops among all NFL rookies. His receiving totals placed second on the team, although Johnson did not become a fulltime starter until week 10. He registered Denver's high-yardage mark last year with 116 yards on six catches vs. Kansas City (12/14), and he recorded three of the top six yardage marks for the team, including 96 yards at Atlanta (9/22) and 92 yards vs. San Francisco (11/11). Johnson scored three touchdowns, with the longest being a 63-yard catch and run against the Falcons. Denver's first pick in the second round of last year's draft, Johnson ran a 4.36 40-yard dash in rookie camp, a Bronco record.

COLLEGE: Vance was the University of Arizona's key player at tailback in his four years with the Wildcats, finishing fourth in

school history in all-purpose yards (3,442), fifth in scoring (168 pts.), and sixth in receptions (78). He closed out his college career with appearances in the Senior Bowl and the East-West Shrine game, where he caught seven passes and threw a touchdown pass. As a junior, Vance led the PAC-10 in touchdowns with 13, 10 of them rushing. He was a 1982 All-PAC 10 selection and led the team that season in rushing (433 yards) and kickoff returns (27.2 avg.). Vance set several Arizona freshman records and was named to Blue Chip Magazine's second-team All-American freshman squad. A great track athlete as well, Vance won the 1982 NCAA long jump championship with a 26'-11½" effort, and in addition captured the 1984 PAC-10 long jump title, finishing second in the NCAA that year. He was an alternate in the long jump on the 1984 Olympic team, missing the team by one inch. He was chosen to compete with the American Olympic team in the spring of 1985 in Monaco, France, but decided to pass up the opportunity because of his football career. He majored in commercial art.

PERSONAL: Vance is single and resides in Tucson, Ariz. A native of Trenton, N.J., Vance was raised in Tucson and lettered twice in football and four times in track at Cholla HS. He scored 22 touchdowns as a senior and had a 9.1 yard rushing average while gaining 1,382 yards. He set school records in the long jump, high jump, 100 and 220-yard dashes, and was Arizona's long jump champion in 1980. He was an all-state football selection in 1980.

Professional Record

Year	Club	Games	Starts	RECEIVING				RUSHING			
				No.	Yds.	Avg.	TD	Att.	Yds.	Avg.	TD
1985	Denver	16	7	51	721	14.1	3	10	36	3.6	0
TOTALS		16	7	51	721	14.1	3	10	36	3.6	0

Year	Club	PUNT RETURNS				KICKOFF RETURNS			
		No.	Yds.	Avg.	TD	No.	Yds.	Avg.	TD
1985	Denver	30	260	8.7	0	30	740	24.7	0
TOTALS		30	260	8.7	0	30	740	24.7	0

ADDITIONAL STATISTICS: Fumbled five times, recovered two fumbles, 1985.

No. 75 RULON KENT JONES

Defensive End



Birthdate—March 25, 1958
Birthplace—Salt Lake City, Utah
Residence—Brighton, Colo.
How Acquired—Draft #2, 1980
College—Utah State
High School—Weber HS, Ogden, Utah
Height—6-6
Weight—260
Pro Year—7th
Year with Broncos—7th

Rulon Jones made his first Pro Bowl appearance and was named both All-NFL (Pro Football Writers of America, Sports Illustrated, The Sporting News, AP-second team, Newspaper Enterprise Association-second team) and All-AFC (UPI) in 1985, also being named by his teammates as the Broncos' defensive most valuable player. Jones totaled 68 tackles, tops among defensive linemen, 10 quarterback sacks, and three fumble recoveries last year. He had a streak of six straight games in which he posted at least one sack and was named by the NFL as the AFC defensive player of the month for October, recording a sack in each of the four games that month. Last year he and linebacker Karl Mecklenburg combined for 23

sacks, a new Denver record for two players in a single season. Jones is third in Bronco history in sacks, accounting for 48 in his six Denver campaigns. In 1984 he led the team with 11 sacks and paced Denver's pass rush unit to a club record 57, again leading all team linemen in tackles with 105. Jones scored his first pro touchdown in 1984, scoring on a five-yard fumble return at Detroit (10/7), and blocked a field goal vs. Kansas City (9/23). He has started 41 straight games, the third longest streak among active Broncos, and now has started the last 70 games in which he has played. Jones became a starter with three games left in his rookie season and has been there ever since. He missed four games in the 1983 campaign with a knee injury but still posted 72 tackles and four sacks. He had 9½ sacks in 1981, and in the previous season earned All-Rookie honors (UPI, Pro Football Weekly) as he paced the squad with 11½ sacks, the most by any Bronco since 1971. Denver's first pick in the 1980 draft, Rulon's best single-game sack performance was against Oakland at Denver in 1980, when he recorded three sacks and seven tackles. Jones has also been credited with two safeties in his pro career.

COLLEGE: Rulon was a four-year letterman and starter at Utah State, where he missed only one game during his collegiate career. In 1979 he was selected to second team spots on both the AP and NEA All-America squads and was named honorable mention by UPI. As a senior he was All-Pacific Coast Athletic Assn. and was named PCAA Defensive Player of the Year. Rulon's best college performance was a game against Fresno State in which he posted 15 tackles and three sacks. Jones played in the East-West Shrine Game and the Senior Bowl.

PERSONAL: Rulon and his wife Kathy have three sons, Garett (4/4/78), Dalton (11/23/81), Chase (12/15/83), and a daughter, Lauren (2/4/86), and the family makes its home in Brighton, Colo. At Weber HS in Ogden, Utah, he earned two letters each in football and basketball. Rulon loves to hunt and fish, and his hobbies include oil painting, particularly Western art, and sculpting.

Professional Record


GAMES PLAYED: 1980 (16), 1981 (16), 1982 (9), 1983 (12), 1984 (16), 1985 (16).

GAMES STARTED: 1980 (3), 1981 (16), 1982 (9), 1983 (12), 1984 (16), 1985 (16).

ADDITIONAL STATISTICS: Recovered one fumble, credited with one safety, 1980; recovered one fumble, 1981; recovered two fumbles, credited with one safety, 1983; recovered two fumbles, one for five yards and a touchdown, and blocked one field goal, 1984; recovered three fumbles, 1985.

No. 3 RICHARD JOHN (Rich) KARLIS

Kicker



Birthdate—May 23, 1959

Birthplace—Salem, Ohio

Residence—Aurora, Colo.

How Acquired—FA, 1982

College—Cincinnati

High School—Salem HS,
Salem, Ohio

Height—6-0

Weight—180

Pro Year—5th

Year with Broncos—5th

connected on just 23 of 38 field goal attempts, with that .605 percentage ranking as the lowest of his four-year pro career. Nevertheless, his career field goal percentage of .731 going into 1986 still stands as the all-time Bronco record, and he now is third in scoring (355 total points) among all-time Denver players, needing just 54 more points to pass Gene Mingo and move into second place. He began the 1985 season by connecting on his first nine attempts, which coupled with his four straight successes at the end of 1984 regular season gave Karlis a team record 13 consecutive field goals. Karlis had a fine season as the Broncos' place-kicker in 1984, connecting on 21 of 28 field goal attempts and pacing the club in scoring with 101 points, the first 100-point season of his career. Karlis holds three of the four best single season percentages in club annals. He has connected on 76 of 104 field goal attempts as a professional and is the only Denver kicker ever to reach the .800 level in accuracy, a feat which he twice has accomplished. In 1984 Karlis hit the goal posts with game-tying field goal attempts in consecutive games (11/25 vs. Seattle and 12/2 at Kansas City), but rebounded strongly to finish the season with four consecutive successful attempts, including a game-winning kick vs. San Diego on 12/9. Karlis had five games in which he kicked three field goals in 1984, and followed that up with three more last year. He twice has connected on 50-yard attempts as a pro, last year vs. San Diego (12/9) and in 1983 vs. Cleveland (12/4). Karlis was named to the Football Digest All-Rookie team in 1982 and connected on the first 11 field goal attempts of his pro career. A barefoot, soccer-style kicker, Karlis emerged from a 478-player free agent walk-on camp in May of 1982 to win the kicking job. He was in the Houston Oilers training camp in 1981.

COLLEGE: Rich earned three letters at Cincinnati and led the Bearcats in scoring as a senior with 41 points, including 12 extra points and 10 of 15 field goal attempts, six from beyond the 40-yard line. Primarily a kickoff specialist as a sophomore and junior, Karlis had a successful 50-yard field goal attempt as a senior. He has his degree in economics from Cincinnati.

PERSONAL: Rich and his wife Dena make their home in the Denver suburb of Aurora. He worked with Sill-Terhar Ford during the off-season. He is a graduate of Salem HS in his native Salem, Ohio. Rich is extremely active in community service work and in both 1984 and 1985 was the Broncos' Lite Beer NFL Man of the Year, finishing among the top five in the national competition. Rich in 1984 started a program called Points for People, which raises money for The Family Tree, an organization that provides shelter for abused women and children. Rich raised \$65,000 through Points for People in 1984 and also was the 1984 Boy Scouts Service Award winner. Last year the Points for People program raised \$125,000. He has worked for the benefit of numerous organizations, including Children's Hospital and Multiple Sclerosis.

Professional Record

Year	Club	CONVERSIONS			FIELD GOALS		
		Games	No.-Att.	Pct.	No.-Att.	Pct.	Points
1982	Denver	9	15-16	.937	11-13	.846	48
1983	Denver	16	33-34	.971	21-25	.840	96
1984	Denver	16	38-41	.927	21-28	.750	101
1985	Denver	16	41-44	.932	23-38	.605	110
TOTALS		57	127-135	.941	76-104	.731	355

Rich Karlis had a somewhat disappointing season in 1985 but is expected to bounce back strong for another outstanding campaign this year. Karlis scored a career high 110 points last year but

NO. 88 CLARENCE HUBERT KAY

Tight End



Birthdate—July 30, 1961
Birthplace—Seneca, S.C.
Residence—Seneca, S.C.
How Acquired—Draft #7, 1984
College—Georgia
High School—Seneca HS,
 Seneca, S.C.
Height—6-2
Weight—237
Pro Year—3rd
Year with Broncos—3rd

Clarence Kay showed tremendous improvement as a receiver in 1985, leading Bronco tight ends with 29 receptions for 339 yards, both of which are career highs. Kay, who is considered by Denver coaches to be one of the best blocking tight ends in the NFL, also set personal single game highs in receptions (four vs. Miami, 9/29) and reception yards (52 at Pittsburgh, 12/1). He had the longest reception of his career in the game at Pittsburgh, a 27-yarder that set up the winning score. Kay started every game last year and thus has started 29 of the 32 games in which he has played in his two years with Denver. As Denver's seventh-round draft choice in 1984, Kay caught 16 passes for 136 yards and three touchdowns, earning All-Rookie honors from Pro Football Weekly and the Pro Football Writers of America.

COLLEGE: Clarence earned second team All-Southeastern Conference honors as a senior at Georgia, concluding his college career in the Cotton Bowl. He was a member of the Bulldog teams that played in the 1982 and 1983 Sugar Bowls. Clarence's career totals show 51 receptions for 740 yards and six touchdowns. He majored in arts and sciences.

PERSONAL: Clarence is single and resides in his native Seneca, S.C., where he was a superior athlete at Seneca HS. He earned 12 prep letters in football, basketball, and track, recording a personal high of 6'-8" in the high jump. Clarence was an Adidas football All-American in 1979.

Professional Record

Year	Club	RECEIVING				
		Games	Starts	No.	Yards	Avg. TD
1984	—Denver	16	13	16	136	8.5 3
1985	—Denver	16	16	29	339	11.7 3
TOTALS		32	29	45	475	10.6 6

ADDITIONAL STATISTICS: Fumbled once, 1984; fumbled once, recovered one fumble, 1985.

No. 71 GREGORY JOHN (Greg) KRAGEN

Nose Tackle



Birthdate—May 4, 1962
Birthplace—Chicago, Ill.
Residence—Logan, Utah
How Acquired—FA, 1985
College—Utah State
High School—Amador Valley HS,
 Pleasanton, Calif.
Height—6-3
Weight—255
Pro Year—2nd
Year with Broncos—2nd

Greg Kragen played well in 1985 as Rubin Carter's back-up at nose tackle and on special teams. He recorded two sacks, including one in his first professional football game at the Los Angeles Rams (9/8). He is expected to compete for more playing time in 1986. Kragen joined the Broncos in 1985 as a free agent after being one of the club's last training camp cuts in 1984.

COLLEGE: Greg earned several honors at Utah State, where he played from 1980-83. He was a first-team All-Pacific Coast Conference player in his senior year as well as an honorable mention AP All-American and second-team All-West Coast performer.

PERSONAL: Greg is single and resides in Logan, Utah. A native of Chicago, Ill., Greg earned three prep letters in basketball and two in football at Amador HS in Pleasanton, Calif. He majored in political science at Utah State.

Professional Record

GAMES PLAYED: 1985 (16).

GAMES STARTED: 1985 (1).

No. 8 GARY KUBIAK

Quarterback



Birthdate—August 15, 1961
Birthplace—Houston, Tex.
Residence—Plantersville, Tex.
How Acquired—Draft #8, 1983
College—Texas A&M
High School—St. Pius HS,
 Houston, Tex.
Height—6-0
Weight—192
Pro Year—4th
Year with Broncos—4th

Gary Kubiak continues to play very well in relief of John Elway but saw only limited action at quarterback in 1985, completing two of five passes for 61 yards in his three appearances. He threw a 54-yard touchdown pass to Steve Sewell at San Diego (11/3), and after Elway was injured in the season finale at Seattle (12/20) Kubiak drove the Broncos into range for the winning field goal, getting the final six yards on a quarterback draw. He now holds Denver's career record for interception avoidance with a mark of .020, throwing just two interceptions in 102 attempts, as well as the single season record, set in 1984 when he threw just one interception in 75 attempts for a mark of .013. Kubiak turned in a strong performance in 1984, starting two games in place of an injured John Elway and seeing duty in five more. He led the Broncos to a thrilling 22-19 overtime win over the Los Angeles Raiders (10/28), completing 21 of 34 passes for 206 yards and two touchdowns in his second start

of the season. He suffered a concussion in his first start of the year at Chicago, knocking him out of the game. Kubiak also engineered a 75-yard drive that led to the winning score against Cincinnati (9/2) after Elway was injured. He also recorded a 20-yard reception against Buffalo (10/21) and scored on a three-yard run in the same game. As a rookie in 1983 Kubiak started in place of a flu-ridden Elway against Seattle (11/20), leading the Broncos to a 38-27 victory. He threw a 78-yard touchdown pass to Steve Watson and ran eight yards for another score in that game. For the season, he played in four games and he directed two fourth quarter scoring drives in the regular season finale at Kansas City (12/18). An eighth-round draft choice of the Broncos, Kubiak has impressed coaches with his knowledge of the game and his leadership abilities.

COLLEGE: Gary Kubiak made the Players' All-Southwest Conference team in 1982 and earned appearances in the Blue-Gray and Hula Bowl games for a season in which he led the SWC in attempts (324), completions (181), percentage (55.9), yardage (1,948), touchdowns (19), and total offense (1,885). As a junior at Texas A&M, Kubiak set conference records for single game TDs (six against Rice) and single game percentage (19 of 21 for 90.5 percent against Arkansas), and ranked second in the SWC in passing (1,908 yards) and total offense (1,986 yards). Gary has a degree in physical education.

PERSONAL: Gary and his wife Rhonda make their home in Plantersville, Tex. At St. Pius HS in his native Houston, Gary made all district, all-state, and All-America and set the state passing record with 6,190 yards. A brilliant prep athlete, he lettered all four years in football, basketball, and baseball, and made all-state in all three sports in both his junior and senior years. He was also all-state in track twice in high school.

Professional Record

Year	Club	PASSING						
		Games	Starts	Att.	Comp	Pct.	Yds.	TD
1983—Denver	4	1	22	12	54.5	186	1
1984—Denver	7	2	75	44	58.7	440	4
1985—Denver	16	0	5	2	40.0	61	1
TOTALS	27	3	102	58	56.9	687	6

Year	Club	RUSHING			
		Att.	Yds.	Avg.	TD
1983—Denver	4	17	4.3	1
1984—Denver	9	27	3.0	1
1985—Denver	1	6	6.0	0
TOTALS	14	50	3.6	2

No. 76 KENNETH WAYNE (Ken) LANIER

Tackle



Birthdate—July 8, 1959
Birthplace—Columbus, Ohio
Residence—Denver, Colo.
How Acquired—Draft #5, 1981
College—Florida State
High School—Marion Franklin HS, Columbus, Ohio
Height—6-3
Weight—269
Pro Year—6th
Year with Broncos—6th

Ken Lanier started every game once again for the Broncos at his customary right tackle position, where he has missed just one start since taking over that spot in 1982. A tough, steady performer, Lanier now has started 56 of the last 57 games and has played in 60

consecutive contests for the Broncos. Denver coaches feel that Lanier is one of the most improved players in a line that over the last two years allowed the fewest single season team sacks since 1973 (35 in 1984 and 38 in 1985). In his rookie year Lanier had limited playing time, seeing action in eight games and starting one. He was named Denver's offensive player of the game for the only start of his rookie season. A fifth round draft choice in 1981, Lanier is a physically strong player, and Bronco coaches are looking forward to his continued development.

COLLEGE: Ken was known as the "Ironman" of Florida State's team because of his string of 46 consecutive games started during his four-year Seminole career. He was named to several All-America teams during his junior and senior seasons. In addition to his football career at FSU, Lanier performed weight duty for the Seminole track team and holds the school record in the shot put with a heave of 60'2". He was the Metro Conference champion in that event in his junior and senior years. Ken closed out his college football career with an appearance in the Senior Bowl, and graduated from Florida State with an industrial arts degree.

PERSONAL: Ken and his wife Vickie reside in Denver. A Columbus, Ohio native, he earned All-Ohio honors and three letters each in football and track at Marion Franklin HS in his hometown. Lanier set the Ohio state record with a heave of 66'5" in the shot as a senior.

Professional Record

GAMES PLAYED: 1981 (8), 1982 (9), 1983 (16), 1984 (16), 1985 (16).

GAMES STARTED: 1981 (1), 1982 (9), 1983 (16), 1984 (15), 1985 (16).

ADDITIONAL STATISTICS: Recovered one fumble, 1982; recovered one fumble, 1984.

NO. 33 GENE ERIC LANG

Running Back



Birthdate—March 15, 1962
Birthplace—Pass Christian, Miss.
Residence—Pass Christian, Miss.
How Acquired—Draft #11, 1984
College—Louisiana State
High School—Pass Christian HS, Pass Christian, Miss.
Height—5-10
Weight—196
Pro Year—3rd
Year with Broncos—3rd

Gene Lang finished second on the team in rushing in 1985 despite spending the last three weeks of the season on injured reserve with a broken hand suffered at Pittsburgh (12/1). He rushed for 384 yards on 84 carries and led all Denver backs with a 3.8 rushing average. Lang scored five rushing touchdowns, two vs. San Diego (11/17), and had the best day of his career at Atlanta (9/22) when he carried the ball 17 times for 77 yards. He also caught 23 passes for 180 yards and two scores, and returned 17 kickoffs for a 21.2 average. Lang had a good rookie season with the Broncos in 1984, leading the club in kickoff returns with 19 for 404 yards, an average of 21.3. Lang scored three times despite handling the ball from scrimmage just 12 times. Denver's 11th-round draft choice that year, Lang impressed Bronco coaches with his quickness and running skills. He has seen most of his playing time as a fullback when Denver employs a two-back set, and is expected to challenge for considerably more playing time in 1986.

COLLEGE: Gene was a steady player at both tailback and fullback during his four seasons with Louisiana State, finishing with a

4.3 rushing average. As a senior he played in every game and finished third on the team in rushing with 252 yards while catching 15 passes for 113 yards and a touchdown.

PERSONAL: Gene is married (Deryl) and resides in his native Pass Christian, Miss. He had a brilliant high school career at Pass Christian HS, where he earned three letters each in track and football, rushing for over 3,000 yards in his career. Gene was all-conference twice in football and was the conference MVP as a senior, also being named the track team's most valuable runner all three years. Gene is one of nine children, and he spent the off-season studying at Louisiana State.

Professional Record

RUSHING

Year	Club	Games	Starts	Att.	Yds.	Avg.	TD	No.	Yds.	Avg.	TD
1984	Denver	16	0	8	42	5.3	2	4	24	6.0	1
1985	Denver	12	2	84	318	3.8	5	23	180	7.8	2
TOTALS		28	2	92	360	3.9	7	27	204	7.5	3


KICKOFF RETURNS

Year	Club	No.	Yds.	Avg.	TD
1984	Denver	19	404	21.3	0
1985	Denver	17	361	21.2	0
TOTALS		36	765	21.3	2

ADDITIONAL STATISTICS: Recovered one fumble for six yards, 1984; fumbled three times and recovered one fumble, 1985.

NO. 22 ROBERT ANTHONY (Tony) LILLY

Safety



Birthdate—February 16, 1962
Birthplace—Alexandria, Va.
Residence—Aurora, Colo.
How Acquired—Draft #3, 1984
College—Florida
High School—Woodbridge HS, Woodbridge, Va.
Height—6-0
Weight—199
Pro Year—3rd
Year with Broncos—3rd

Tony Lilly turned in a strong performance as Steve Foley's backup at free safety last year, starting five games (weeks six through 10) and leading the team in first hits with 31 during that period. He had his most productive day of the season vs. Seattle (10/20), when he recorded 10 tackles and an interception in his first professional start. Overall, Lilly intercepted two passes and recovered one fumble to go along with four passes defended and 67 total tackles, which ranked fifth on the team. Lilly played in 13 games in 1984, primarily on special teams, although he did see some action at free safety. He intercepted a pass against Detroit (10/7) and stripped and recovered a fumble on the opening kickoff of the second half in the division-clinching victory at Seattle (12/15). The Broncos' third-round draft choice in 1984, Lilly is expected to battle for increased playing time this year.

COLLEGE: Tony was a three-time All-Southeast Conference player at Florida, and was named second-team All-America (Football News), and honorable mention All-America (AP) in his senior year. He was named 1983 Gator Bowl defensive Player of the Game for his two interception performances, which he duplicated in the Senior Bowl.

PERSONAL: Tony and his wife Peri Lynn have a son, Ryan Taylor

(5/31/86), and make their offseason home in Aurora, Colo. A native of Alexandria, Va., Tony was first-team all-state, all-region, and all-district in his senior year at Woodbridge HS in Woodbridge, Va., where he earned four prep letters each in football and basketball, and one more in baseball. The national Punt, Pass, and Kick champion as an eighth grader, Tony was a management major at Florida.

Professional Record

INTERCEPTIONS

Year	Club	Games	Starts	No.	Yds.	Avg.	TD
1984	Denver	13	0	1	5	5.0	0
1985	Denver	16	5	2	4	2.0	0
TOTALS		29	5	3	9	3.0	0

ADDITIONAL STATISTICS: Recovered one fumble, fumbled once, 1984; recovered one fumble, 1985.

No. 77 KARL BERNARD MECKLENBURG

**Linebacker/
Defensive End**



Birthdate—September 1, 1960
Birthplace—Edina, Minn.
Residence—Wheat Ridge, Colo.
How Acquired—Draft #12, 1983
College—Minnesota
High School—Edina West HS, Edina, Minn.
Height—6-3
Weight—230
Pro Year—4th
Year with Broncos—4th

Karl Mecklenburg was one of the NFL's biggest success stories of 1985, and his superb play resulted in his being named a starter in the Pro Bowl, where he led the AFC squad with 11 tackles. Mecklenburg did not become a fulltime starter until the 10th week of the campaign but finished with a Bronco record 13 quarterback sacks, including two team record four-sack games (vs. New Orleans on 9/15 and at Pittsburgh on 12/1) in his performance, earning All-NFL (AP, Sports Illustrated, The Football News, Pro Football Writers of America, Newspaper Enterprise Association, and College and Pro Football Newsweekly-second team), and All-AFC (UPI) honors for his efforts. His great versatility enabled the coaching staff to move him around considerably in the Denver defense, and Mecklenburg played seven positions during a campaign in which he also led the team in forced fumbles (five) while posting 65 total tackles and defending four passes. He displayed his versatility in that Pittsburgh game, lining up at every defensive position except cornerback and safety. Last year Mecklenburg combined with Rulon Jones for 23 sacks, a new Bronco record for two players in a single season, also ranking high in club special teams statistics. Mecklenburg was one of 1984's biggest surprises, making an immediate impact in his conversion to linebacker from defensive end during a campaign that saw him record seven sacks, high among linebackers, and two interceptions for a club-leading 105 yards. Mecklenburg was used largely on third down and passing down situations in 1984, but also saw some action as a defensive end. He played in all 16 games in 1983, posting 24 tackles and two sacks after joining the Broncos as their 12th-round draft pick.

COLLEGE: Karl earned second team All-Big Ten Honors (AP and UPI) as a senior at Minnesota. He started his college career at Augustana College (South Dakota), but transferred to Minnesota in 1980, sitting out that season as a redshirt.

PERSONAL: Karl and his wife Kathi have a son, Luke (1/31/85), and the family makes its home in the Denver suburb of Westminster,

Colo. Last year he initiated a program, ("For Mercy's Sake, Sack 'Em") in which money was pledged for every Denver quarterback sack, with proceeds going to Denver's Mercy Hospital. Mecklenburg's program generated approximately \$60,000 for Mercy Hospital in 1985 and will continue for the 1986 campaign. Karl's mother is the former Deputy Secretary of the Department of Health, Education, and Welfare, and his father is a physician in the Washington, D.C. area. He was an all-conference selection, had also earned all-state honors at Edina West HS in his native Edina, Minn. Karl has a degree in biology and is an accomplished guitarist who also likes to hunt and fish.

Professional Record

INTERCEPTIONS

Year	Club	Games	Starts	No.	Yds	Avg.	TD
1983	Denver	16	0	0	0	0.0	0
1984	Denver	16	1	2	105	52.5	0
1985	Denver	16	9	0	0	0.0	0
TOTALS		48	10	2	105	52.5	0

ADDITIONAL STATISTICS: Recovered one fumble, 1984; recovered one fumble, 1985.

No. 67 DEAN MARTIN MIRALDI

Guard/Tackle



Birthdate—April 8, 1958
Birthplace—Culver City, Calif.
Residence—Balboa, Calif.
How Acquired—FA, 1985
College—Utah
High School—Rosemead HS, Rosemead, Calif.
Height—6-5
Weight—285
Pro Year—5th
Year with Broncos—2nd

Dean Miraldi joined the Broncos in the first week of the 1985 season as a free agent after being waived by Philadelphia. He played in nine games with Denver last year, primarily on special teams, although he did see some action as a reserve lineman. He started every game for Philadelphia in 1984 and started six of the 13 games in which he played for the Eagles in 1983, following a preseason knee injury that required arthroscopic surgery. In 1982 Miraldi was on the active roster for two games, playing in one, and he spent the entire 1981 season on injured reserve with a hamstring injury.

COLLEGE: Dean won AP honorable mention All-American honors as a senior at Utah, as well as All-Western Athletic Conference mention. He completed his college career with appearances in the Senior Bowl, the Blue-Gray all-star game, and the East-West Shrine Game. Dean majored in commercial recreation at Utah after transferring from Long Beach State.

PERSONAL: Dean is single and makes his offseason home in Balboa, Calif. A native of Culver City, Calif., he attended Rosemead (Calif.) HS. Dean is very active in the Fellowship of Christian Athletes.

Professional Record

GAMES PLAYED: 1981 (0-Injured reserve), 1982 (1), 1983 (13), 1984 (16), 1985 (9).

GAMES STARTED: 1982 (0), 1983 (6), 1984 (16), 1985 (0).

NO. 1 CHRIS COOPER NORMAN

Punter



Birthdate—May 25, 1962
Birthplace—Albany, Ga.
Residence—Putney, Ga.
How Acquired—FA, 1984
College—South Carolina
High School—Dougherty HS, Albany, Ga.
Height—6-2
Weight—198
Pro Year—3rd
Year with Broncos—3rd

Chris Norman ranked ninth in the AFC in punting in 1985, averaging 40.9 on 92 kicks. He had 16 punts inside the 20 and in weeks five through nine averaged just under 47 yards per kick. Norman set a personal single game high vs. Seattle (10/20) when he punted 11 times, including a 61-yarder that was his longest of the season. He practiced at quarterback during the 1985 training camp and saw action at the position in Denver's preseason game with Indianapolis when injuries forced John Elway and Gary Kubiak from the game. Norman won the Boncos' punting job as a free agent in training camp and had an up-and-down rookie season, but still finished the year ranked in a fourth-place tie for best net punting average in the AFC with a 35.4 mark, good enough to tie for sixth-place in the entire NFL. Norman had eight punts inside the 20 and just one touchback in the last nine games of the season. He set records for longest punt (83 yards vs. Kansas City, 9/23) and best single game punting average (56.6 vs. Seattle, 11/25). Bronco coaches are impressed with Norman's ability and feel he could be one of the league's better punters if he becomes more consistent.

COLLEGE: Chris was a punter at South Carolina from 1980-83. He majored in retail management while in college.

PERSONAL: Chris and his wife Paula have a daughter, Lindsay (6/19/85), and the family makes its off-season home in Putney, Ga. He played football and baseball at Dougherty HS in his native Albany, Ga. Chris likes to hunt, fish, and play golf in his spare time.

Professional Record

PUNTING

Year	Club	Games	No.	Yds.	Avg.	TB	In20	LG	Blk.
1984	Denver	16	96	3850	40.1	6	16	83	0
1985	Denver	16	92	3764	40.9	12	16	61	2
TOTALS		32	188	7614	40.5	18	32	83	2

ADDITIONAL STATISTICS: Fumbled once, recovered one fumble, 1984.

RICHARD BLAKE (Rick) PARTRIDGE

Punter



Birthdate—August 26, 1957
Birthplace—Orange, Calif.
Residence—Tustin, Calif.
How Acquired—FA, 1986
College—Utah
High School—Tustin HS,
 Tustin, Calif.
Height—6-2
Weight—175
Pro Year—3rd
Year with Broncos—1st

Rick Partridge signed a 1986 free agent contract with Denver during the offseason. He played with two National Football League teams, New Orleans and San Diego, before spending the last three years in the USFL. Partridge punted 57 times for a 40.9 average with the Saints in 1979, and had a 39.1 average on 60 punts with the Chargers the following season. While in the USFL Partridge played for Michigan (1983), Memphis (1984), and New Jersey (1985).

COLLEGE: Rick punted for the University of Utah in the 1977 and 1978 seasons, earning All-Western Athletic Conference honors both years. He was named Academic All-American and honorable mention All-American in his senior year after finishing third in the nation with a 44.0 average. He began his college career at Golden West JC in Huntington Beach, Calif. Rick majored in accounting. **PERSONAL:** Rick and his wife Lisa make their home in Tustin, Calif., where he was an All-American quarterback at Tustin HS. He lists racketball, golf, and skiing as his hobbies.

Professional Record

Year	Club	Games	No.	Yds.	Avg.	TB	In20	LG	Blk.
1979	New Orleans	13	57	2330	40.9	7	15	61	0
1980	San Diego	16	60	2347	39.1	3	10	55	1
TOTALS		29	117	4677	40.0	10	25	61	1

ADDITIONAL STATISTICS: Rushed three times for no gain, 1980.

No. 34 NATHAN POOLE *Running Back*



Birthdate—December 17, 1956
Birthplace—Alexander City, Ala.
Residence—Aurora, Colo.
How Acquired—FA, 1985
College—Louisville
High School—Benjamin Russell HS,
 Alexander City, Ala.
Height—5-9
Weight—212
Pro Year—6th
Year with Broncos—4th

Nathan Poole was signed by Denver with three games remaining in the 1985 season and saw only limited action, carrying the ball four times for 12 yards. Poole played with Denver in 1982-83 and was recognized by Denver coaches as an outstanding blocker and special teams player. He had his best season as a professional in 1983, leading the Broncos in rushing touchdowns

with four and pacing all Denver backs in reception yardage with 184 on 20 catches. A 10th-round draft choice by Cincinnati in 1979, Poole was used mainly on special teams for the Bengals in 1979 and 1980. Waived during training camp the following year, Poole spent 1981 with the Toronto Argonauts of the Canadian Football league. His single game highs as a pro include 13 carries vs. San Diego, 41 yards rushing at Houston, and two touchdowns at Kansas City, with all of the marks being set in 1983. Poole can bench press more than 400 pounds.

COLLEGE: Nathan was one of the top runners ever to come out of the University of Louisville, where he averaged five yards per carry over his college career.

PERSONAL: Nathan is married (Emma Rae) and has two sons, Gabriel (7/25/76), and Leo (12/29/79), and a daughter, Alicia (5/1/79). He attended the University of Colorado at Denver in the off-season in pursuit of a degree in medicine, and also worked at St. Luke's Hospital. In addition to medicine, Nathan's interests include children, physical fitness, sports cars, and chess. He is a tireless volunteer in community service work. Nathan was recruited to Louisville from Benjamin Russell HS in his hometown of Alexander City, Ala.

Professional Record

		RUSHING						RECEIVING			
Year	Club	Games	Starts	Att.	Yds.	Avg.	TD	No.	Yds	Avg.	TD
1979	Cincinnati....	16	0	1	-3	-3.0	0	1	-10	-10.0	0
1980	Cincinnati....	16	0	5	6	1.2	0	2	-4	-4.0	0
1982	Denver.....	9	0	7	36	5.1	0	0	0	0.0	0
1983	Denver.....	16	13	81	246	3.0	4	20	184	9.2	0
1985	Denver.....	3	0	4	12	3.0	0	0	0	0.0	0
TOTALS.....		60	13	98	297	3.0	4	23	170	7.4	0

KICKOFF RETURNS

Year	Club	No.	Yds.	Avg.	TD
1979	Cincinnati	7	128	18.3	0
1980	Cincinnati	1	8	8.0	0
1982	Denver	1	0	0.0	0
1983	Denver	0	0	0.0	0
1985	Denver	0	0	0.0	0
TOTALS		9	136	15.1	0

ADDITIONAL STATISTICS: Fumbled twice and recovered two fumbles, 1979; fumbled once and recovered one fumble, 1980; fumbled once and recovered one fumble for minus one yard, 1983.

No. 48 RANDY ROBBINS

Safety



Birthdate—September 14, 1962
Birthplace—Casa Grande, Ariz.
Residence—Casa Grande, Ariz.
How Acquired—Draft #4, 1984
College—Arizona
High School—Casa Grande Union
 HS, Casa Grande, Ariz.
Height—6-2
Weight—189
Pro Year—3rd
Year with Broncos—3rd

Randy Robbins made an impressive comeback last year after breaking his arm in the preseason opener against the New York Giants and spending the first six weeks of the regular season on injured reserve. He returned to play in 10 games, starting and recording an interception at San Diego (11/17). Robbins set a Bronco record by blocking two punts in one game at Kansas City

(10/27), finishing the season with 16 total tackles and four passes defended. Robbins has played well for Denver in the team's nickel defense and is expected to compete for increased playing time in 1986. He had a fine season as Denver's fourth round draft choice in 1984, recording one sack and two interceptions, including one for a 62-yard touchdown in a Sunday night game at Cleveland (9/16). Robbins played primarily in five-defensive back situations, but also saw action at the strong safety position. A superb athlete, Robbins played in all 16 games and started against Seattle (11/25) in place of the injured Dennis Smith. He knocked down nine passes and was in on 28 tackles in his limited playing time.

COLLEGE: Randy was an AP honorable mention All-American and earned first team All-PAC 10 honors in 1983, closing out his college career with a Senior Bowl appearance. A three-year starter at Arizona, Robbins intercepted 12 passes, returning a conference record four for touchdowns, as well as recording two fumble recoveries and a blocked punt.

PERSONAL: Randy is single and resides in his native Casa Grande, Ariz. At Casa Grande Union HS, he was a nine-letter winner, including two each in football, baseball, and track, and three in basketball. He saw action as a running back, defensive back, wide receiver, and kicker in high school. As a senior, Randy received all-league and all-county honors and was an Arizona Daily Blue Chip selection. He majored in business and public administration at Arizona.

Professional Record

		INTERCEPTIONS					
Year	Club	Games	Starts	No.	Yds.	Avg.	TD
1984	—Denver	16	1	2	62	31.0	1
1985	—Denver	10	1	1	3	3.0	0
TOTALS		26	2	3	65	21.7	1

ADDITIONAL STATISTICS: Recovered one fumble, 1984; blocked two punts, 1985.

No. 50 JAMES JOSEPH (Jim) RYAN

Linebacker



Birthdate—May 18, 1957
Birthplace—Bellmawr, N.J.
Residence—Englewood, Colo.
How Acquired—FA, 1979
College—William and Mary
High School—Bishop Eustace HS, Pennsauken, N.J.
Height—6-1
Weight—218
Pro Year—8th
Year with Broncos—8th

Jim Ryan started 14 games in 1985 at his customary left outside linebacker spot, failing to start only when Denver opened with a four-man defensive line. He recorded 58 total tackles and three passes defended, also posting a sack at Indianapolis (10/13). Ryan once again had a solid season at left outside linebacker in 1984, finishing with 106 total tackles, sixth on the team, and posting three quarterback sacks along with a pass interception and a fumble recovery. Ryan played in every game and started the last 14 after missing the first two starting assignments due to a knee injury suffered in training camp. The 106 tackles represent a career high for the one-time free agent who has missed just one game in his seven-year pro career (he missed the 11/6/83 contest against Seattle due to an ankle injury). Ryan started all nine games

of the strike-shortened 1982 season, his first campaign as a full-time starter. He was a special teams captain in 1981 and 1982 and was named by his teammates as Denver's special teams most valuable player in 1981. A versatile athlete, Ryan has played all four linebacker positions for the Broncos.

COLLEGE: Jim won four letters as a linebacker at William and Mary, and as a senior he was player of the year and earned a berth on the Eastern College Athletic Conference all-star team. Ryan graduated with a degree in business management.

PERSONAL: Jim and his wife Sara have a son, James Benjamin, (3/29/86), and they reside in the Denver suburb of Englewood. He has his master's degree in business administration (MBA) from the University of Denver, where he concentrated his studies in real estate and construction management. Jim earned 12 varsity letters at Bishop Eustace HS in Pennsauken, N.J., four as a linebacker and tight end in football, four as a basketball forward, and four as a baseball catcher.

Professional Record

		INTERCEPTIONS					
Year	Club	Games	Starts	No.	Yds.	Avg.	TD
1979	—Denver	16	0	0	0	0	0
1980	—Denver	16	0	1	21	21.0	0
1981	—Denver	16	0	0	0	0	0
1982	—Denver	9	9	0	0	0	0
1983	—Denver	15	12	0	0	0	0
1984	—Denver	16	14	1	13	13.0	0
1985	—Denver	16	14	0	0	0.0	0
TOTALS		104	49	2	34	17.0	0

ADDITIONAL STATISTICS: Recovered one fumble, 1979; returned one kickoff for two yards, 1981; recovered one fumble, 1983; recovered one fumble, 1984.

No. 84 CLINTON BERNARD (Clint) SAMPSON

Wide Receiver



Birthdate—January 4, 1961
Birthplace—Los Angeles, Calif.
Residence—Los Angeles, Calif.
How Acquired—Draft #3, 1983
College—San Diego State
High School—Crenshaw HS, Los Angeles, Calif.
Height—5-11
Weight—183
Pro Year—4th
Year with Broncos—4th

Clint Sampson saw the most extensive playing time of his professional career in 1985. He caught 26 passes for 432 yards and four touchdowns, all career highs, and also set a new personal single-game high in receptions with four at Pittsburgh (12/1). Sampson posted a touchdown reception in each of the first three games and ended the campaign on a strong note, catching three passes for 95 yards at Seattle (12/20). Sampson played primarily in a reserve role in 1984, although he started the first two games and the regular season finale, and caught nine passes overall for 123 yards and a touchdown. He spent four weeks on injured reserve because of facial lacerations and a concussion suffered at Buffalo (10/21/84). In the latter stages of 1983 Sampson moved into the starting lineup after an injury to Rick Upchurch, finishing the season with 10 catches for 200 yards and three scores. He had his career-best yardage performance that year against Cleveland, catching three passes for 101 yards and scoring on John Elway passes of 39 and 49 yards, with the latter Sampson's career long gainer.

Sampson played in all 16 games that season and was used primarily in three-receiver situations prior to becoming a starter.

COLLEGE: Sampson posted two-year totals of 52 receptions for 973 yards and eight touchdowns at San Diego State, earning honorable mention All-WAC honors in his senior year. He gained a starting role as a senior for the Aztecs, catching 32 passes for 685 yards and seven touchdowns, with his best day coming against Oklahoma State where he gained 141 yards and scored twice on only four receptions. He transferred to San Diego State from Mt. San Antonio JC, where he played football and ran track. Sampson was a member of the 440 relay team that broke the state JC record, and he was the 100 and 440-meter champion in the 1979 International track meet in Mexico. Clint has a degree in public administration and business management.

PERSONAL: Clint is single and lives in his native Los Angeles, Calif., where he was an Academic All-American at Crenshaw HS, lettering three times in track and twice each in football and basketball. His hobbies include swimming, cycling and music.

Professional Record

Year	Club	RECEIVING					
		Games	Starts	No.	Yds.	Avg.	TD
1983—Denver	16	2	10	200	20.0	3
1984—Denver	12	3	9	123	13.7	1
1985—Denver	16	0	26	432	16.6	4
TOTALS	44	5	45	755	16.8	8

ADDITIONAL STATISTICS: Fumbled once, 1984.

No. 30 STEVEN EDWARD (Steve) SEWELL *Running Back*



Birthdate—April 2, 1963
Birthplace—San Francisco, Calif.
Residence—Norman, Okla.
How Acquired—Draft #1, 1985
College—Oklahoma
High School—Riordan HS, San Francisco, Calif.
Height—6-3
Weight—210
Pro Year—2nd
Year with Broncos—2nd

Steve Sewell had a fine debut as Denver's first-round draft choice in 1985, finishing third on the team in rushing despite not having an attempt until the seventh game of the year. He finished with 82 carries for 275 yards and four touchdowns, including two at Pittsburgh (12/1). Sewell had his best day at Kansas City (10/27), gaining 64 yards on 20 carries. He performed well coming out of the backfield as a receiver as well, snaring 24 passes for 224 yards and one score, a 54-yard pass from Gary Kubiak at San Diego (11/3). Sewell had his best day receiving in the season finale at Seattle (12/20), catching five passes for 62 yards. He also returned one kickoff for 29 yards last year. Bronco coaches are impressed with his overall athletic ability, great attitude, and dedication.

COLLEGE: Steve was the most versatile athlete on the Oklahoma squad, starting all but a few games in his four years there. He earned second-team All-Big Eight honors as a senior, rushing for 577 yards and gaining 315 yards on receptions, while scoring seven touchdowns. Steve's career statistics show 170 carries for 1,113 yards (a 6.5 average), 33 receptions for 550 yards, and 14 touchdowns. Sewell was voted the Don Key Award, the highest honor a Sooner player can receive. The award is given to the player who annually

exhibits all the positive physical, mental, and academic traits of college football. He closed out his college football career with an appearance in the Orange Bowl. Steve also ran track as a sophomore and was selected Academic All-Big Eight in 1982.

PERSONAL: Steve is single and made his offseason home in Norman, Okla., where he completed his degree in communication at the University of Oklahoma. A native of San Francisco, Steve graduated from that city's Riordan HS, where he was All-Bay Area and all-league in a senior season in which he rushed for 1,000 yards. He earned three prep letters in football as a two-way starter (running back and safety), and lettered three more times in track, specializing in the long jump and relays. Steve is an avid movie buff.

Professional Record

Year	Club	RUSHING						RECEIVING			
		Games	Starts	Att.	Yds.	Avg.	TD	No.	Yds.	Avg.	TD
1985—Denver	16	2	82	275	3.4	4	24	224	9.3	1
TOTALS	16	2	82	275	3.4	4	24	224	9.3	1

ADDITIONAL STATISTICS: Fumbled once, recovered one fumble, and returned one kickoff for 29 yards, 1985.

No. 56 AARON CLAYTON SMITH *Linebacker*



Birthdate—August 10, 1962
Birthplace—Los Angeles, Calif.
Residence—Aurora, Colo.
How Acquired—Draft #6, 1984
College—Utah State
High School—St. Bernard HS, Playa Del Rey, Calif.
Height—6-2
Weight—225
Pro Year—2nd
Year with Broncos—2nd

Aaron Smith will be coming back in 1986 from knee and hand injuries suffered in last year's training camp. Those injuries kept him on injured reserve for the entire campaign. Smith played in 10 games in 1984, but suffered a knee injury against New England (11/4) and spent the remainder of the season on injured reserve. He played primarily on special teams but also saw limited action at linebacker. Denver's sixth-round draft choice in 1984, Smith has impressed Bronco coaches with his toughness and mental approach to the game.

COLLEGE: Aaron was a second team All-Pacific Coast Athletic Association selection in 1983 after setting a new Utah State tackles record with 127. A three-year starter for the Aggies, he was regarded as a fine defender in man-to-man coverage and as a disciplined, intelligent player. Aaron graduated with degrees in sociology/criminology and health education and was a Dean's list student throughout both high school and college.


PERSONAL: Aaron, who is single, is a native of Los Angeles, Calif. At St. Bernard HS in Playa Del Rey, Calif., he was named athlete of the year and was an all-league selection, lettering twice in football and track. He played tight end as well as linebacker in high school, and his track specialties were the shot put, mile relay and 400 relay. He plans to pursue his strong interests in real estate and law enforcement while also embarking on a number of business ventures.

Professional Record

GAMES PLAYED: 1984 (10), 1985 (0-Injured reserve).
GAMES STARTED: 1984 (10).

No. 49 DENNIS SMITH

Safety



Birthdate—Feb. 3, 1959
Birthplace—Santa Monica, Calif.
Residence—Aurora, Colo.
How Acquired—Draft #1, 1981
College—Southern California
High School—Santa Monica HS,
 Santa Monica, Calif.
Height—6-3
Weight—200
Pro Year—6th
Year with Broncos—6th

Dennis Smith made his first Pro Bowl appearance in 1985 and was named All-NFL (College and Pro Football Newsweekly) and All-AFC (UPI-2nd team) for his efforts, despite missing three games due to injuries. His three interceptions for the year all came against the Los Angeles Raiders (12/8), and he was second on the team with 17 passes defended. Smith had four quarterback sacks last year. He blocked two field goals vs. San Diego (11/17), the second of which came in overtime and was returned for a game-winning touchdown by Louis Wright. Smith was hampered early in the year by a sprained shoulder suffered in the season opener against the Los Angeles Rams (9/8), sitting out in weeks two and three. He also missed the game at San Diego (11/3) with a pulled thigh muscle. Smith had another fine season as Denver's starting strong safety in 1984, and was named All-NFL (Pro Football Weekly, College and Pro Football Newsweekly) and All-AFC (Pro Football Weekly, UPI-2nd team). Smith started all 15 games in which he played, sitting out the contest against Seattle (11/25) with a pinched nerve in his left shoulder, and he recorded three interceptions and nine passes defended to go along with his 92 tackles and three sacks. Smith turned in one of the biggest plays of that season against New England (11/4) when he scooped up a Mosi Tatupu fumble and raced 64 yards for the winning score with less than two minutes remaining, his first touchdown as a professional. In 1983 Smith recorded professional highs of four interceptions, 114 tackles, and five quarterback sacks despite missing two games with a knee sprain. Smith led all club defensive backs in tackles with 65 in 1982 and as a rookie accounted for three turnovers to go along with 45 tackles. Dennis started the last three games of the 1981 campaign at right cornerback, and Bronco coaches have utilized him occasionally as a wide receiver in obvious long passing situations because of his great jumping ability. He made his first pro interception at Chicago in 1981 and returned it 65 yards, the longest interception return by a Bronco in the past five years. He took over as Denver's strong safety in 1982 and started eight of the nine contests in that strike-shortened campaign. Bronco coaches feel that Smith has the ability to dominate at strong safety and are looking forward to his continued development at that position.

COLLEGE: Dennis earned four letters in football and three more in track at Southern California, making several All-America teams following his senior season. His four-year totals included 205 tackles and 16 pass interceptions, including a team high of seven in 1978. Smith played in the Rose Bowl following the 1978 and 1979 seasons and in the Bluebonnet Bowl after the 1977 campaign. He demonstrated his athletic prowess as a seven-foot high jumper for the Trojan track team.

PERSONAL: Dennis and his wife, Andree, have a daughter, Tiffany Diamond (1/26/84), and they make their home in Aurora, Colo. Basketball and playing piano are Dennis' favorite hobbies. He works in the off-season with his own corporation. Smith lettered

twice as a wide receiver and defensive back at Santa Monica HS, also earning three prep letters in track and one more in basketball.

Professional Record

Year	Club	Games	Starts	INTERCEPTIONS			Avg.	TD
				No.	Yds.			
1981	Denver	16	4	1	65		65.0	0
1982	Denver	8	8	1	29		29.0	0
1983	Denver	14	13	4	39		9.8	0
1984	Denver	15	15	3	13		4.3	0
1985	Denver	13	12	3	46		15.3	0
TOTALS		66	52	12	192		16.0	0

ADDITIONAL STATISTICS: Recovered two fumbles, 1981; blocked one kick, 1982, recovered one fumble for 64 yards and a touchdown, 1984; blocked two field goal attempts, 1985.

No. 14 SCOTT STANKAVAGE

Quarterback



Birthdate—July 5, 1962
Birthplace—Philadelphia, Pa.
Residence—Doylestown, Pa.
How Acquired—FA, 1984
College—North Carolina
High School—Central Bucks East HS,
 Buckingham, Pa.
Height—6-1
Weight—194
Pro Year—2nd
Year with Broncos—2nd

Scott Stankavage signed a 1986 free agent contract during the offseason and will be making his third straight appearance at the Broncos' training camp. He played the entire game against Minnesota in last year's preseason, and played in one regular season game with Denver, against Chicago in 1984. Stankavage was cut by the team late in the 1984 training camp and subsequently was re-signed the week before the Chicago game.

COLLEGE: Scott ranked third in passing in the Atlantic Coast Conference in his senior season at North Carolina, where he played from 1980-83. A three-time ACC Academic All-American, Scott has a degree in business.

PERSONAL: Scott is single and makes his home in the Denver suburb of Aurora. A native of Philadelphia, Pa., Scott attended Central Bucks East HS in Buckingham, Pa., earning three letters in both football and basketball. He enjoys music and the outdoors.

Professional Record

Year	Club	Games	Starts	Att.	Comp	Pct.	Yds.	TD	Int.
1984	Denver	1	0	18	4	.222	58	0	1
TOTALS		1	0	18	4	.222	58	0	1

ADDITIONAL STATISTICS: Recovered one fumble for minus two yards, 1984.

No. 70 DAVID DERALD (Dave) STUDDARD

Tackle



Birthdate—November 22, 1955
Birthplace—San Antonio, Tex.
Residence—Littleton, Colo.
How Acquired—FA, 1979
College—Texas
High School—Pearsall HS, Pearsall, Tex.
Height—6-4
Weight—260
Pro Year—8th
Year with Broncos—8th

Dave Studdard had another fine season as Denver's starting left tackle in 1985, stretching his consecutive games played streak to 105, which ties Steve Watson's total as the longest streak among active Broncos. Studdard had his streak of 63 consecutive starts snapped vs. Seattle (10/20) due to an ankle sprain, marking just the fifth time in his seven years with Denver that he failed to start. Studdard had a superb season in 1984, allowing just one quarterback sack at his difficult left tackle position. He was a key member of the Denver offensive line that gave up the fewest number of sacks (35) since 1973. Studdard returned to his tackle position in 1983 after a year's experiment at guard. One of the best athletes on the offensive line, Studdard has recorded three pass receptions while playing tight end in short yardage situations, including one for a touchdown in a victory over Seattle in 1979. Originally a ninth round draft choice of the Baltimore Colts, he was waived by Baltimore at the end of their 1978 training camp and sat out that season. Studdard signed with Denver for 1979, became a starting tackle immediately and made the NFL All-Rookie team. He has not missed a game during his seven professional campaigns.

COLLEGE: Dave lettered three times and was an All-Southwest Athletic Conference player at the University of Texas, where he was a teammate of Houston running back Earl Campbell. He graduated with a degree in physical education.

PERSONAL: Dave and his wife Cecilia have a daughter, Katie (4/1/83); and a son, Kasey (7/1/84). They make their home in the Denver suburb of Littleton. In the off-season Dave worked as a loan originator for Metropolitan Mortgage Company. An avid outdoorsman, he lists hunting as his favorite hobby. At Pearsall (Texas) HS he earned 11 letters, three in football as a tight end, three in basketball as a center, three as a weight man in track and field, and two more in baseball as a first baseman. Studdard is a nephew of Howard Fest, former guard with Cincinnati and Tampa Bay.

Professional Record

GAMES PLAYED: 1979 (16), 1980 (16), 1981 (16), 1982 (9), 1983 (16), 1984 (16), 1985 (16).

GAMES STARTED: 1979 (16), 1980 (12), 1981 (16), 1982 (9), 1983 (16), 1984 (16), 1985 (15).

ADDITIONAL STATISTICS: Caught one pass for two yards and a touchdown, 1979; recovered one fumble, 1980; caught one pass for 10 yards, 1981; returned two kickoffs for eight yards and recovered one fumble, 1983; caught one pass for minus four yards, 1984; recovered two fumbles, 1985.

NO. 61 ANDRE TOWNSEND

Defensive End/Nose Tackle



Birthdate—October 8, 1962
Birthplace—Chicago, Ill.
Residence—Columbus, Miss.
How Acquired—Draft #2, 1984
College—Mississippi
High School—Aberdeen HS, Aberdeen, Miss.
Height—6-3
Weight—265
Pro Year—3rd
Year with Broncos—3rd

Andre Townsend is expected to battle for a starting spot on Denver's defensive line in 1986 after a season in which he split playing time with starter Barney Chavous at the right defensive end position. He recorded his first professional start in the 1985 season opener at the Los Angeles Rams, and went on to play in all 16 games. Townsend was in on 30 tackles last year, high among reserve linemen, and he posted five sacks for the second straight year, including two at Atlanta (9/22). Against Miami (9/29) Townsend knocked down two passes and became the first player in 1985 to sack Dan Marino. Townsend had a good rookie season as Denver's first choice in the 1984 draft registered five sacks, which led all reserve linemen, and 51 tackles. He played primarily at defensive end in 1984 and had his best game against New England, when he sacked the quarterback twice and was in on 13 tackles. Townsend has impressed Bronco coaches with his outstanding play in short-yardage and goal-line situations.

COLLEGE: Andre was a three-year starter at the University of Mississippi, where he earned second team All-Southeastern Conference honors in his junior and senior years and was a third-team Football News All-America selection in his final collegiate campaign. He was named defensive MVP against Air Force in the 1983 Independence Bowl and also had an excellent game in the Senior Bowl that year, registering two sacks and blocking the game-tying extra point attempt in the South's 21-20 victory. He majored in urban administration.

PERSONAL: Andre is single and resides in Columbus, Miss. He was born in Chicago, Ill., but grew up in Aberdeen, Miss., where he earned six varsity letters, two each in football, basketball, and track at Aberdeen HS. Andre received all-state honors as well as honorable mention All-America acclaim as a senior griddier, making All-Little 10 Conference on both offense (TE) and defense (DT). Andre also led his high school basketball team in scoring with a 19.9 average. He has a daughter, Devin Andrenet (11/2/84).

Professional Record

GAMES PLAYED: 1984 (16), 1985 (16).

GAMES STARTED: 1984 (0), 1985 (1).

ADDITIONAL STATISTICS: Recovered one fumble, 1984; recovered one fumble, 1985.

No. 81 STEPHEN ROSS (Steve) WATSON *Wide Receiver*



Birthdate—May 28, 1957
Birthplace—Baltimore, Md.
Residence—Aurora, Colo.
How Acquired—FA, 1979
College—Temple University
High School—St. Mark's HS,
 Wilmington, Del.
Height—6-4
Weight—195
Pro Year—8th
Year with Broncos—8th

Steve Watson led the Broncos in receiving once again in 1985 with 61 catches for 915 yards and five touchdowns, failing to reach the 1,000 yard mark for the first time in three years, mostly due to Denver's more diversified passing attack. He had five games last year with over 80 yards receiving, with his season high of 97 yards coming vs. Kansas City (12/14). He now has caught at least one pass in 47 straight games, the second longest streak in team history, and from 1981-85 only Green Bay's James Lofton has gained more yards on receptions than Watson's 5,017. He now needs just three more catches to reach the 300 mark. In his seven years with Denver Watson has caught 297 passes for 5,246 yards, both figures fourth highest in club history, for 32 touchdowns, and is second in team history with 16 games of 100 yards or more. He has played in 105 consecutive games for Denver, never having missed one as a professional, and that total ties Dave Studdard for the team lead among active players. Watson had a tremendous season in 1984, catching his pro high of 69 passes (sixth in the AFC) for 1,170 yards (fourth in the AFC), averaging 17.0 yards per catch and scoring seven touchdowns while recording his third 1,000-yard campaign. Watson combined with running back Sammy Winder to give Denver 1,000-yard performers in both receiving and rushing for the first time in franchise history. Watson's sterling 1984 performance included three regular season 100-yard games and one more in the playoffs, giving him a career total of 16. In the Broncos' division playoff game against Pittsburgh (12/30) he caught his pro high of 11 passes for 177 yards. Watson was named by his teammates as Denver's offensive most valuable player in 1984, an honor which he also received in 1981 and 1983. Watson had a brilliant season in 1981, leading the AFC in reception yardage with 1,244 and pacing the entire NFL in reception touchdowns with 13. His rise to prominence was one of the NFL's most remarkable stories in 1981, as the former free agent from Temple moved into the starting lineup in the second week of the season and rewrote the Bronco record books. He caught 60 passes and set new team records for reception yards (the previous record was 1,235, set by Lionel Taylor in 1960) and TDs (the previous record was 12 by Taylor in 1960). His 13 TDs tied the Denver single season total recorded by Floyd Little in 1972 and 1973. He was named All-AFC by UPI and earned a trip to the Pro Bowl in 1981. Watson has had 16 100-yard games, with his high yardage total of 183 coming at Los Angeles against the Rams in 1982, also posting his single game regular season reception high of 10 in that contest. He has caught touchdown passes of 95 and 93 yards, and holds the Denver record for longest non-scoring reception with an 86-yard play against Kansas City in 1981. Steve caught three TD passes against Baltimore in 1981, scored twice in three other games, and had a streak of at least one TD pass in five straight games that year. Not drafted, Watson signed with Denver in 1979 and has played in every Bronco game since then, being used primarily as a special teams player in his first two years.

COLLEGE: Steve was a four-year letterman at wide receiver for Temple and was selected to the All-East team, playing in the East-West Shrine Game to close out his college career. He also won three letters and two conference championships as a long jumper, graduating with a degree in parks administration.

PERSONAL: Steve and his wife Pam have a daughter, Brittany (6/21/86) and the family makes its home in Aurora, Colo. Steve and his wife worked during the off-season with the Samaritan Shelter and chaired the organization's Buy-A-Brick campaign, which helped finance a new shelter for the homeless. He is presently studying for an associate degree in financial planning and plans to pursue a master's degree in business. Watson was a nine-letter man at St. Mary's HS in Wilmington, Del., earning three each in football, basketball, and track. Steve is extremely active in community service work and in 1983 was the Broncos' Miller NFL Man of the Year, finishing among the top five in the national competition. He was the honorary chairman of the American Cancer Society in Colorado for 1982 and also has been involved in promotional work for the Children's Hospital of Denver, the March of Dimes, and the Multiple Sclerosis Foundation.

Professional Record

Year	Club	Games	Starts	RECEIVING			
				No.	Yds.	Avg.	TD
1979	—Denver	16	0	6	83	13.8	0
1980	—Denver	16	1	6	146	24.3	0
1981	—Denver	16	13	60	1,244	20.7	13
1982	—Denver	9	9	36	555	15.4	2
1983	—Denver	16	16	59	1,133	19.2	5
1984	—Denver	16	16	69	1,170	17.0	7
1985	—Denver	16	15	61	915	15.0	5
TOTALS		105	70	297	5,246	17.7	32

ADDITIONAL STATISTICS: Recovered one fumble, 1980; rushed twice for six yards, recovered two fumbles, 1981; rushed once for minus four yards, fumbled once, 1982; rushed three times for 17 yards, fumbled once, 1983.

No. 47 GERALD WILLIAM WILLHITE *Running Back*



Birthdate—May 30, 1959
Birthplace—Sacramento, Calif.
Residence—Rancho Cordova, Calif.
How Acquired—Draft #1, 1982
College—San Jose State
High School—Cordova HS, Rancho
 Cordova, Calif.
Height—5-10
Weight—200
Pro Year—5th
Year with Broncos—5th

Gerald Willhite had another good year as an all-purpose performer in 1985 despite a knee injury that hampered him throughout the season. He rushed 66 times for 237 yards and three touchdowns, including two at Kansas City (10/27) before suffering a concussion that caused him to leave the game. Against the Los Angeles Raiders (11/24) Willhite posted the best rushing totals of his career with 85 yards on 24 carries. He was third on the team in receptions with 35 for 297 yards and a score, and also returned 16 punts for a 10.4 average, Denver's highest last year, returning two kickoffs as well. Since joining the Broncos in 1982,

Willhite has accumulated 3,043 all-purpose yards. He had a fine season in 1984, ranking second on the club in rushing with a career-high 371 yards, third in reception yardage with 298, and his 200 yards in punt returns was the team high. Willhite, in 1984, had Denver's longest run from scrimmage (52 yards), longest punt return (35 yards) and kickoff return (40 yards), as well as the team's second longest reception (63 yards). A versatile athlete, he holds the Bronco career rushing average record by a running back with a 4.5 mark. Willhite had a disappointing season in 1983, missing the first eight regular season games with a strained hamstring. He led the team that year with a rushing average of 4.4 yards per carry and his 10.9 average on 10 receptions was tops among all backs who had 10 or more catches. As Denver's first-round draft choice in 1982, Willhite led the club in rushing with 347 yards, and he racked up 974 all-purpose yards in his strike-shortened rookie season.

COLLEGE: Gerald made honorable mention All-America and earned All-Pacific Coast Athletic Association honors as a senior at San Jose State, finishing his career as the leading ballcarrier in Spartan history. Willhite rushed for 2,364 yards in two seasons, also catching 107 passes for 927 yards and scoring 28 touchdowns. He had two consecutive seasons with over 1,000 yards rushing and more than 50 receptions, making him one of only two players ever to accomplish that feat. Gerald capped his college career with appearances in the East-West Shrine Game and the Olympia Gold Bowl. He also made All-PCAA in 1980 and was the conference's offensive player of the year as a junior. Willhite transferred to San Jose State from American River JC in Sacramento, which was where he first played organized football as a freshman. A recreation major, he also lettered four times in track as a sprinter.

PERSONAL: Gerald is single and makes his off-season home in Rancho Cordova, Calif. where he earned prep letters in track and wrestling at Cordova HS. His hobbies include fishing and horseback riding.

Professional Record

		RUSHING						RECEIVING			
Year	Club	Games	Starts	Att.	Yds.	Avg.	TD	No.	Yds.	Avg.	TD
1982	—Denver.....	9	2	70	347	5.0	2	26	227	8.7	0
1983	—Denver.....	8	0	43	188	4.4	3	14	153	10.9	1
1984	—Denver.....	16	1	77	371	4.8	2	27	298	11.0	0
1985	—Denver.....	15	4	66	237	3.6	3	35	297	8.5	1
TOTALS.....		48	7	256	1,143	4.5	10	102	975	9.6	2

		PUNT RETURNS				KICKOFF RETURNS			
Year	Club	No.	Yds.	Avg.	TD	No.	Yds.	Avg.	TD
1982	—Denver.....	6	63	10.5	0	17	337	19.8	0
1983	—Denver.....	0	0	0.0	0	0	0	0.0	0
1984	—Denver.....	20	200	10.0	0	4	109	27.3	0
1985	—Denver.....	16	167	10.4	0	2	40	30.0	0
TOTALS.....		42	430	10.2	0	23	486	21.1	0

ADDITIONAL STATISTICS: Passed twice, once incomplete and one intercepted, and fumbled five times, 1982; passed once, incomplete, 1983; attempted two passes with one completion for 20 yards and recovered two fumbles, 1984; fumbled twice, 1985.

No. 45 STEVEN ANTHONY (Steve) WILSON

Cornerback



Birthdate—Aug. 24, 1957
Birthplace—Los Angeles, Calif.
Residence—Westminster, Colo.
How Acquired—FA, 1982
College—Howard
High School—Northern HS, Durham, N.C.
Height—5-10
Weight—195
Pro Year—8th
Year with Broncos—5th

Steve Wilson had another fine year in 1985, posting three interceptions, 12 passes defended, and a fumble recovery. He started four of the first five games of the season when injuries struck the defensive backfield, but missed the next two contests with a sprained ankle. He had two interceptions at Pittsburgh (12/1), playing almost the entire game for the injured Louis Wright. Although he has played primarily in a backup role since arriving in Denver in 1982, Wilson's 14 interceptions in that time frame tie him with Steve Foley and Louis Wright for second highest on the team. He intercepted four passes in 1984 and led all reserve defensive backs with 48 tackles. All five of Wilson's interceptions in 1983 came during his three weeks as a starter, including a career-high three in Denver's 38-27 win over Seattle. Wilson was also second on the team in kickoff returns with 24 for 485 yards and a 20.2 average, and he also caught 12-yard pass in Denver's playoff loss to the Seahawks. Wilson joined the Broncos one game into the 1982 season and intercepted two passes, one of which came in the closing seconds to secure a win over the Los Angeles Rams. Originally signed by Dallas as a free agent wide receiver, Wilson led the Cowboys in punt returns in 1979 while catching three passes for a 25.3 average. He converted to cornerback in 1980 and started 11 games there, intercepting four passes in the regular season and two more in the playoffs. He led the Cowboys that year in passes defended with 41 and started the first four games of 1981 before being displaced by Everson Walls. Wilson moved back to wide receiver in 1982, but was a late cut and subsequently joined the Broncos. He is an excellent athlete, as his pro experience on offense, defense, and special teams indicates. He has missed just three games in his pro career.

COLLEGE: Steve finished his four-year Howard University career as the Washington, D.C. school's all-time leading receiver and kick returner. Wilson caught 94 passes for 1,399 yards and 12 touchdowns, all Howard records. He earned All-Mid-Eastern Conference honors in 1978, and has a degree in marketing from Howard.

PERSONAL: Steve and his wife Cathy have a son, Ryan Anthony (11/2/82), and the family makes its home in Westminster, Colo. A Los Angeles native, he was raised in Durham, N.C., and graduated from Durham's Northern HS. Steve is the son of "Touchdown" Tommy Wilson, a two-time Pro Bowl running back with the Los Angeles Rams (1956-61) who also played for the Cleveland Browns and Minnesota Vikings.

Professional Record

Year	Club	Games	Starts	INTERCEPTIONS				RECEIVING			
				No.	Yds.	Avg.	TD	No.	Yds.	Avg.	TD
1979	Dallas	16	0	0	0	0.0	0	3	76	25.3	0
1980	Dallas	16	11	4	82	20.5	0	0	0	0.0	0
1981	Dallas	16	4	2	0	0.0	0	0	0	0.0	0
1982	Denver	8	3	2	22	11.0	0	0	0	0.0	0
1983	Denver	16	3	5	91	18.2	0	0	0	0.0	0
1984	Denver	15	1	4	59	14.8	0	0	0	0.0	0
1985	Denver	14	4	3	8	2.7	0	0	0	0.0	0
TOTALS		101	26	20	262	13.1	0	3	76	25.3	0

Year	Club	No.	Yds.	Avg.	TD	KICKOFF RETURNS				PUNT RETURNS			
						No.	Yds.	Avg.	TD	No.	Yds.	Avg.	TD
1979	Dallas	19	328	17.2	0	35	236	6.8	0	0	0	0.0	0
1980	Dallas	7	139	19.9	0	0	0	0.0	0	0	0	0.0	0
1981	Dallas	2	32	16.0	0	0	0	0.0	0	0	0	0.0	0
1982	Denver	6	123	20.5	0	0	0	0.0	0	0	0	0.0	0
1983	Denver	24	485	20.2	0	0	0	0.0	0	0	0	0.0	0
1984	Denver	0	0	0.0	0	0	0	0.0	0	0	0	0.0	0
1985	Denver	0	0	0.0	0	0	0	0.0	0	0	0	0.0	0
TOTALS		58	1,107	19.1	0	35	236	6.8	0	0	0	0.0	0

ADDITIONAL STATISTICS: Recovered one fumble, 1981; recovered one fumble for one yard, 1982; fumbled once and recovered one fumble, 1983; fumbled once, recovered one fumble, 1984; recovered one fumble, 1985.

No. 23 SAMMY WINDER

Running Back



Birthdate—July 15, 1959
Birthplace—Madison, Miss.
Residence—Jackson, Miss.
How Acquired—Draft #5, 1982
College—Southern Mississippi
High School—Ridgeland HS, Madison, Miss.
Height—5-11
Weight—203
Pro Year—5th
Year with Broncos—5th

Sammy Winder led the Broncos in rushing for the third straight season in 1985, as he recorded 166 attempts for 715 yards and now has rushed for 2,883 yards in his four seasons with Denver, the third highest total in Bronco history. He scored eight touchdowns (all rushing) to pace the squad and equal his previous career total of eight touchdowns on the ground. Winder also caught 31 passes for 197 yards, setting a personal single game high at Indianapolis (10/13) with 63 yards on five receptions. He suffered a knee injury vs. San Diego (11/17) and underwent arthroscopic surgery on the following day, then starting at Pittsburgh (12/1) just 13 days later. A tough competitor, Winder was an opening day starter for Denver despite missing most of training camp due to an appendectomy. Winder had an outstanding season in 1984, as the Southern Mississippi back rushed for over 1,000 yards and was tabbed as Denver's lone representative in the Pro Bowl. His 1,153 yards rushing ranked third in the AFC and 11th in the NFL, and was the second highest total in Bronco history. Winder was the first Bronco back since Otis Armstrong in 1976 to reach the 1,000-yard plateau, and he also set Denver records for number of attempts in a season (296) and in a single game (34 at Los Angeles Raiders, 10/28). Winder was second highest on the team in receptions as well, catching 44 passes for 288 yards, and his 1,441 total yards from scrimmage ranked second in the conference. He ran for two 100-yard games and had four more games in which he gained over 90 yards on the ground. Winder was also second on the team in touchdowns scored

with six. Winder moved into a starting role in 1983, rushing for 757 yards despite missing two whole games and virtually all of another with a sprained ankle. He was ranked 12th in the AFC and his rushing total was the eighth highest in Bronco history. Winder's best day as a pro came that year at Houston, where he rushed 29 times for 165, the third highest single game total in Bronco history. He recorded his longest run from scrimmage as a pro with a 52-yard jaunt at Houston. Two weeks earlier he had rushed for 119 yards against the Los Angeles Raiders, which was the first time since 1980 that a Bronco back had gone over 100 yards in a game. Winder was drafted by the Broncos in the fifth round in 1982 and he rushed for 259 in his strike-shortened rookie season.

COLLEGE: Sammy was an extremely productive player at Southern Mississippi, setting school career records for rushing attempts (736), rushing touchdowns (39), and points (234). The second all-time leading Southern Mississippi rusher, he gained 3,114 yards there and led the nation in scoring in 1980 with 20 TDs for 120 points. A two-time All-South Independent selection and honorable mention All-America, Winder had nine 100-yard games in his career and had a personal high of 175 rushing yards against Memphis State in 1981. He earned four college letters.

PERSONAL: Sammy is single and makes his off-season home in Jackson, Miss. He graduated from Ridgeland HS in his native Madison, Miss., lettering three times as a fullback and four times in track and field. Sammy lists hunting and fishing as his favorite hobbies.

Professional Record

Year	Club	Games	Starts	RUSHING				RECEIVING			
				Att.	Yds.	Avg.	TD	No.	Yds.	Avg.	TD
1982	Denver	8	2	67	259	3.9	1	11	83	7.5	0
1983	Denver	14	13	196	757	3.9	3	23	150	6.5	0
1984	Denver	16	15	296	1,153	3.9	4	44	288	6.5	2
1985	Denver	14	12	197	715	3.6	8	31	197	6.4	0
TOTALS		52	42	756	2,884	3.8	16	99	718	7.3	2

ADDITIONAL STATISTICS: Fumbled once, recovered one fumble, 1982; fumbled seven times, 1983; fumbled five times, recovered two fumbles, 1984; fumbled four times, recovered one fumble, 1985.

No. 52 KENNETH EMIL (Ken) WOODARD

Linebacker



Birthdate—January 22, 1960
Birthplace—Detroit, Mich.
Residence—Detroit, Mich.
How Acquired—Draft #10, 1982
College—Tuskegee Institute
High School—Martin Luther King HS, Detroit, Mich.
Height—6-1
Weight—218
Pro Year—5th
Year with Broncos—5th

Ken Woodard will battle for a starting linebacker job in 1986 after seeing the most extensive playing time of his career in 1985. He started the first nine games of the year in place of the injured Tom Jackson, and shared time with Jackson thereafter. Woodard led all Orange Crush linebackers in first hits with 70 last year and had three quarterback sacks as well. He recorded the only interception by a non-defensive back in the campaign, ending Kansas City's final

drive (12/14) in Denver's 14-13 win. Woodard played in every game for the fourth straight season, never having missed a contest as a pro. He had a fine campaign in 1984 as well. Woodard recorded his first career interception at Detroit (10/7), his hometown, and returned it 27 yards for a touchdown. Woodard started against Cincinnati (9/2) and at Chicago (9/9), and finished the season with 49 tackles, three quarterback sacks, and three passes defended. A consistent member of Denver's special teams, Woodard was named by teammates as that unit's most valuable player for the second consecutive year in 1984. He played in every game in 1983, making his first professional start against San Diego, in place of the injured Tom Jackson. He was credited with two quarterback sacks and he recovered a fumble while playing at his right outside linebacker position. Woodard, a tenth round draft choice in 1982, has been timed at 4.5 seconds in the 40-yard dash.

COLLEGE: Ken was a four-year letter winner at Tuskegee Institute in Tuskegee, Ala., where recorded 10 quarterback sacks, intercepted three passes, and recovered two fumbles in a banner 1981 campaign. Woodard made All-Southern Intercollegiate Athletic Conference three times, won a berth on the Sheridan Black Network small college All-America team, and played in both the Blue-Gray and Black College All-Star games as a senior. He was team captain in his second year.

PERSONAL: Ken is single and makes his off-season home in his native Detroit, Mich., where he earned seven prep letters at Martin Luther King HS. He lettered three times each in football and swimming and once in track (440 and 880-yard relays). During the off-season, Ken has worked toward completing his major in computer science. Ken lists swimming as his hobby.

Professional Record

Interceptions

Year	Club	Games	Starts	No.	Yds.	Avg.	TD
1982	Denver	9	0	0	0	0.0	0
1983	Denver	16	1	0	0	0.0	0
1984	Denver	16	2	1	27	27.0	1
1985	Denver	16	9	1	18	18.0	0
TOTALS		57	12	2	45	22.5	1

ADDITIONAL STATISTICS: Recovered one fumble, 1983.

No. 87 JAMES WILLIE (Jim) WRIGHT

Tight End



Birthdate—September 1, 1956
Birthplace—Ft. Hood, Tex.
Residence—Houston, Tex.
How Acquired—FA, 1980
College—Texas Christian
High School—Brenham HS,
 Brenham, Tex.
Height—6-3
Weight—240
Pro Year—8th
Year with Broncos—6th

Jim Wright set personal highs in receptions (28) and reception yards (246) in 1985, scoring three touchdowns and starting 12 of the 16 games in which he played. Wright once again was the starting H-back in the Broncos' one-back formation, and he now has played that position almost exclusively for the past two years. Last year he tied his single game high of five receptions in a game vs. New Orleans (9/15). In the six campaigns in which Wright has had at least one reception his totals are six years, 66 catches, 666 yards, and six touchdowns. In 1984 he caught 11 passes for 118

yards and scored a touchdown in the division clinching win at Seattle (12/15). Wright missed the final 10 games of the 1983 season because of a pinched nerve injury. He had his best game as a pro at Chicago in 1983 with 65 yards on five receptions, both marks being personal single-game highs. Wright played in every game during the 1981-82 seasons, starting the final three games of 1982. In 1981 he played primarily on special teams and in formations which called for two tight ends, scoring his first pro touchdown in Denver's 42-24 victory over San Diego that year. Wright joined the Broncos as a free agent at the end of the 1980 campaign, playing in the final game of the year. Drafted in the seventh round by Atlanta in 1978, he stuck with the Falcons as a rookie, catching two passes for 26 yards in a reserve role. Wright missed the entire 1979 season on injured reserve, then was waived by Atlanta at the close of the 1980 preseason, subsequently joining the Broncos.

COLLEGE: Jim played two seasons as a tight end at Texas Christian University, earning two letters while catching 26 passes for the Horned Frogs. He was used primarily as a blocking tight end in the TCU offense. Wright graduated with a bachelor's degree in psychology.

PERSONAL: Jim and his wife Glenda have a daughter, Stephanie (9/21/80), and a son, James III (9/28/82), and the family resides in Houston, Tex. Jim is enrolled in graduate school (public administration) at the University of Houston in the off-season, and he has also taken some computer programming classes at Houston. His hobbies are landscaping and classic cars — he has restored a 1952 Chevy coupe, a 1953 Ford pickup truck, and a 1963 Chevy Impala. He also does extensive work in youth programs. At Brenham HS in Brenham, Tex., Wright won three letters in football and two in track as a sprinter.

Professional Record

RECEIVING

Year	Club	Games	Starts	No.	Yds.	Avg.	TD
1978	Atlanta	15	0	2	26	13.0	0
1979	Atlanta			Injured Reserve			
1980	Denver	1	0	0	0	0.0	0
1981	Denver	16	0	3	22	7.3	1
1982	Denver	9	3	9	120	13.3	1
1983	Denver	6	6	13	134	10.3	0
1984	Denver	16	10	11	118	10.7	1
1985	Denver	16	12	28	246	8.8	3
TOTALS		79	31	66	666	10.1	6

ADDITIONAL STATISTICS: Returned two kickoffs for 31 yards, 1978; rushed once for 11 yards, recovered one fumble, 1981; rushed once for minus four yards, 1982; rushed once for minus 11 yards, fumbled twice, 1983; recovered one fumble, 1985.

No. 20 LOUIS DONNEL WRIGHT

Cornerback



Birthdate—January 31, 1953
Birthplace—Gilmer, Texas
Residence—Aurora, Colo.
How Acquired—Draft #1, 1975
College—San Jose State
High School—Bakersfield HS,
 Bakersfield, Calif.
Height—6-3
Weight—200
Pro Year—12th
Year with Broncos—12th

Louis Wright had an excellent season in 1985 and was named to the Pro Bowl for the fifth time in his career, also receiving All-AFC honors (UPI) for a campaign in which he tied teammate Mike Harden for the club lead in interceptions with five. Wright's five Pro Bowl honors mark the franchise high for a defensive back. He scored a game-winning touchdown on a 60-yard return of a blocked field goal attempt vs. San Diego (11/17) in overtime. Wright suffered a knee sprain during the 1985 preseason and sat out the opener at the Los Angeles Rams (9/8), also missing most of the game at Pittsburgh (12/1) with a bruised thigh. He defended 15 passes and was in on 44 tackles last year. Wright has started all but five of the games in which he has played in 11 seasons with Denver and is fourth in team history in games started (145) and seventh in games played (150). Wright had another outstanding season in 1984, giving up only one touchdown pass in the regular season and scoring his first touchdown since 1977. Wright was named All-NFL by the Sporting News and Pro Football Weekly and earned second team honors from the College and Pro Football Weekly and NEA. He made the Pro Football Weekly All-AFC squad and was a second team All-AFC selection by UPI, and was named most valuable defensive player by his teammates for the second time in the last four years. Wright saw only limited action in the 1984 preseason due to a strained calf and a pulled thigh muscle that hampered him throughout training camp. He played but did not start in the season opener against Cincinnati (9/2), but he went on to start every game after that. Against Green Bay in a nationally televised contest Wright scored on a 27-yard fumble return on the Packers' second offensive play from scrimmage (Steve Foley scored on a fumble return on Green Bay's first play). He also recorded an interception in 1984 and broke up 14 passes. Wright had a career-high six interceptions in 1983 and was named to the Pro Bowl for his efforts, also having been named to the team in 1977, 1978 and 1979. He enters his 12th season as a Bronco with 23 career interceptions and 11 fumble recoveries. A first-round draft choice by Denver from San Jose State in 1975, Wright has recorded a 4.4 second time in the 40-yard dash.

COLLEGE: Louis had an outstanding two-year career at San Jose State after transferring from Bakersfield JC, lettering twice as a defensive back and capping his career with appearances in the East-West Shrine Game and the College All-Star Game. He was an All-Coast football selection, and also won two letters as a 9.6 sprinter in the 100, posted a 21.2 time in the 220, a 47.6 in the 440, and had a long jump of 25'7" for the track team. Wright majored in business management.

PERSONAL: Louis and his wife Vicki have two daughters, Summer Marie (3/12/79) and Kyla Lynn (10/1/82) and the family makes its home in Aurora, Colo. At Bakersfield (Calif.) HS, Louis played wide receiver and defensive end in earning two varsity letters, in addition to winning two track letters as a sprinter and long jumper.

Professional Record

Year	Club	INTERCEPTIONS		No.	Yds.	Avg.	TD
		Games	Starts				
1975	Denver	11	9	2	9	4.5	0
1976	Denver	14	14	0	32 (yds. on lat'l)	0	0
1977	Denver	14	14	3	128	42.7	1
1978	Denver	16	16	2	2	1.0	0
1979	Denver	16	16	2	2	10.0	0
1980	Denver	15	15		None		
1981	Denver	8	8		None		
1982	Denver	9	9	2	18	9.0	0
1983	Denver	16	16	6	50	8.3	1
1984	Denver	16	15	1	1	1.0	0
1985	Denver	15	15	5	44	8.8	0
TOTALS		150	145	23	304	13.2	1

ADDITIONAL STATISTICS: Recovered one fumble for four yards, 1975; recovered one fumble, 1976; recovered two fumbles, 1978; recovered one fumble for four yards, ran 78 yards for a touchdown after a lateral from Randy Gradishar, and blocked one kick, 1979; recovered one fumble for -5 yards, 1981; recovered one fumble, 1982; returned one punt for 0 yards, recovered one fumble for 40 yards, fumbled once, 1983; recovered two fumbles, returned one 27 yards for touchdown, 1984; recovered one fumble and returned a blocked field goal 60 yards for a touchdown, 1985.

NFL PLAYER PERSONNEL DATES AND INFORMATION FOR 1986

- July 7 — 24-hour waivers period begins.
- Aug. 19 — Roster cutdown to maximum of 60 players.
- Aug. 26 — Roster cutdown to maximum of 50 players.
- Sept. 1 — Roster cutdown to maximum of 45 players.
- Sept. 23 — Priority on multiple waiver claims is now based on the current season's standing.
- Oct. 14 — Trading deadline—all trading ends.
- Oct. 14 — Clubs may begin signing free agent players for the 1987 season; such Future List players will remain eligible to sign as free agents for 1986 with no options in their 1986 contracts.
- Dec. 24 — Deadline for postseason participants to sign free agents for playoffs. Players from reserve lists may be added to rosters during playoff period only under applicable reactivation procedures.
- Feb. 2 — Trading period begins.
- Feb. 2 — Waiver system begins for 1987.

Reserve List

The Reserve List is a status for players who, for reasons of injury, retirement, military service, or other circumstances, are not immediately available for participation with a club. Those players in the category of Reserve/Injured who were physically unable to play football for a minimum of four weeks from the date of going onto Reserve may be re-activated by their clubs upon clearing procedural recall waivers; in addition, each club will have five free reactivations for players meeting the four-week requirement, but only one of the free re-activations can be used for a player placed on Reserve/Injured prior to or concurrent with the final cutdown on September 1. Clubs participating in postseason competition will be granted an additional free re-activation. Players not meeting the four-week requirement may not return in the same season to the Active List of the club which originally placed them on Reserve, but may be assigned through the waiver system to other clubs. Players in the category of Reserve/Retired may not be reinstated during the period from 30 days before the end of the regular season on through the postseason.

OTHER PLAYERS

Included are biographies of NFL veterans who did not conclude the 1985 season with Denver and players who were on injured reserve for all of last season.

ALFONDIA (AI) HILL

Wide Receiver



Birthdate—July 17, 1960
Birthplace—Raytown, MO.
Residence—Mesa, Ariz.
How Acquired—FA, 1985
College—Arizona
High School—Lincoln HS,
 Raytown, Mo.
Height—6-3
Weight—205
Pro Year—1st
Year with Broncos—1st

Al Hill came to the Broncos as a free agent in 1985 but suffered shoulder and nerve injuries in training camp and spent the entire season on injured reserve. He joined Denver after playing with the USFL's Arizona franchise in 1984, also playing with the San Antonio team that year. Hill was a member of the Oakland Invaders in 1984 as well, and had earlier tryouts with several NFL, USFL, and Canadian Football League teams.

COLLEGE: Al played at the University of Arizona from 1979-80 after beginning his college career at Coffeyville (Kan.) JC in 1978, where he was an All-American. He majored in finance at Arizona. **PERSONAL:** Al is single and makes his offseason home in Mesa, Ariz. He attended Lincoln HS in his hometown of Raytown, Mo., and earned Missouri athlete of the year honors as a senior. He was a four-year letterman in football, basketball, and track. Al enjoys reading, running, and rollerskating.

Professional Record

GAMES PLAYED: 1985 (0 - injured reserve).

No. 51 WILLIAM DEWAYNE (Billy) HINSON

Guard



Birthdate—January 8, 1963
Birthplace—Hilliard, Fla.
Residence—Hilliard, Fla.
How Acquired—Draft #5, 1985
College—Florida
High School—Hilliard HS,
 Hilliard, Fla.
Height—6-2
Weight—270
Pro Year—1st
Year with Broncos—1st

Billy Hinson was drafted by Denver in the fifth round of the 1985 player draft, but suffered a wrist injury in training camp and spent the entire season on injured reserve. Bronco coaches are impressed with his strength and pass blocking abilities, and they feel with more experience Hinson could become a valuable contributor on the offensive line.

COLLEGE: Billy was an All-Southeastern Conference selection

in his senior year at the University of Florida, where he played in 1981-84. He started every game for the Gators that year and closed out his college career with an appearance in the Blue-Gray game. Hinson played offensive guard in his final two seasons at Florida, after having switched between that position and middle guard on defense in his first two campaigns there.

PERSONAL: Billy and his wife, Dana, are expecting their first child in July. They make their home in Billy's hometown of Hilliard, Fla. At Hilliard HS he was a prep All-American and all-state as a senior, in addition to being the state weight lifting champion. He also lettered in track, specializing in the shot put. During the 1986 offseason, Billy was involved in many Christian youth fellowships. His hobbies include reading and all outdoor activities.

Professional Record

GAMES PLAYED: 1985 (0-injured reserve).

JAMES ANTHONY (Jim) MILLS

Tackle



Birthdate—September 31, 1961
Birthplace—Vancouver, British
 Columbia
Residence—Indianapolis, Ind.
How Acquired—Trade with
 Indianapolis, 1986
College—Hawaii
High School—Richmond HS,
 Vancouver, British Columbia
Height—6-9
Weight—281
Pro Year—3rd
Year with Broncos—1st

Jim Mills came to the Broncos in a May trade with Indianapolis. A ninth round draft choice of the Colts in 1983, he started and played in seven games that year, earning a spot on the UPI All-Rookie team, and started 13 of the 14 in which he played the following season. Mills spent part of the 1983 campaign and all of 1985 on injured reserve with knee injuries.

COLLEGE: Jim was selected second-team All-Western Athletic Conference in his senior season at Hawaii, where he was a starter at tackle since midway through his sophomore campaign. He played tight end and defensive tackle as a freshman, and was credited with three receptions and four tackles.

PERSONAL: Jim is single and resides in Indianapolis, Ind. A native of Vancouver, British Columbia, he attended Richmond HS there and was the school's top receiver and tackler. He enjoys playing raquetball.

Professional Record

GAMES PLAYED: 1983 (7), 1984 (14), 1985 (0-injured reserve).
GAMES STARTED: 1983 (7), 1984 (13).

No. 21 ERIC RILEY**Cornerback**

Birthdate—August 15, 1962
Birthplace—Fort Meyers, Fla.
Residence—Fort Meyers, Fla.
How Acquired—Draft #8, 1985
College—Florida State
High School—Fort Meyers HS,
 Fort Meyers, Fla.
Height—5-11
Weight—175
Pro Year—1st
Year with Broncos—1st

Eric Riley was drafted by Denver in the eighth round of the 1985 draft, but suffered a neck injury in preseason at San Francisco (8/19) and spent the entire year on injured reserve.

COLLEGE: Eric started at cornerback and safety during his career at Florida State. He had his best season statistically in 1983 with the Seminoles, recording 48 tackles, 33 first hits, and four interceptions. A track athlete as well, he was the Metro Conference 110 and 440 hurdle champion in 1983 and ran leg on the 1,600 meter relay team that finished 11th in the nation at the 1982 NCAA championships. He majored in criminology.

PERSONAL: Eric is single and resides in his hometown of Fort Meyers, Fla. He participated in both football and track at Fort Meyers HS.

Professional Record

GAMES PLAYED: 1985 (0 - injured reserve).

No. 10 LARRY RAY WILLIS**Wide Receiver**

Birthdate—July 13, 1963
Birthplace—Santa Monica, Calif.
Residence—Santa Monica, Calif.
How Acquired—FA, 1985
College—Fresno State
High School—Santa Monica HS,
 Santa Monica, Calif.
Height—5-10
Weight—170
Pro Year—1st
Year with Broncos—1st


Larry Willis signed with the Broncos following the 1985 draft, but sustained a thumb injury during training camp and spent the entire season on injured reserve.

COLLEGE: Larry was a two-time All-American at Fresno State, where he played in 1983-84. His is the school's all-time leading receiver and holds the single game reception yardage mark there, gaining 282 yards in one contest. Larry began his college career at Taft (Calif.) JC, playing for the Cougars in 1981-82.

PERSONAL: Larry is single and resides in his native Santa Monica, Calif. He played football and ran track at Santa Monica HS. Larry lists dominoes, bowling, dancing, and basketball as his hobbies.

Professional Record

GAMES PLAYED: 1985 (0 - injured reserve).

1986 DRAFT CHOICES

Wide receiver Vance Johnson, a second round draft choice of the Broncos in 1985, who led all NFL rookies in total all-purpose yards last season (1,757).

1986 DRAFT CHOICES

Round	Player	Pos.	Ht.	Wt.	School
1	Traded to Cincinnati for LB Ricky Hunley				
2	Traded to New York Giants for CB Mark Haynes				
3	Traded to Cincinnati for LB Ricky Hunley				
4	Jim Juriga	G/T	6-6	269	Illinois
5	Tony Colorito	NT	6-5	260	Southern California
6a	Orson Mobley	TE	6-5	256	Salem College (W.V.)
6b	Mark Jackson	WR	5-9	174	Purdue
7	Ray Phillips	LB	6-3	240	North Carolina State
8	Bruce Klostermann	LB	6-4	225	South Dakota State
9	Joe Thomas	WR	5-11	167	Mississippi Valley State
10	Victor Hall	TE	6-3	234	Jackson State
11	Thomas Dendy	RB	5-10	187	South Carolina

ANTHONY IVAR (Tony) COLORITO NT 6-5, 260 DOB: Sept. 8, 1964 Draft Choice #5



Tony Colorito was listed on many preseason All-American teams in 1985 but was slowed by a severely sprained ankle, an injury sustained in the Stanford game, USC's fifth contest of the campaign. Still, Colorito recorded 39 tackles, two for losses, and defended three passes for the Trojans. He had 13 tackles at Arizona State and 11 vs. Baylor. Despite his abbreviated season, Colorito was named All-West Coast second team by UPI, All-Pac 10 second team, and AP All-American honorable mention, closing out his college career by being named to both the Senior Bowl and the East-West Shrine Game, although he was unable to play in the latter due to injury. A big-play performer as a junior, he had 86 tackles, including five for losses, two fumble recoveries, and two blocked punts (one vs. Arizona and the other vs. Washington State for a safety). He was named first team All-Pac 10 and first team All-West Coast (UPI) as well as earning honorable mention All-American citation from both AP and UPI. Colorito became the Trojans' starting nose guard six games into his sophomore season and notched 60 tackles, including five for losses, and three pass deflections. He had been a defensive tackle before winning that starting job. Colorito saw limited action during his freshman campaign (1982). A native of Brooklyn, N.Y., he was a three-year All-Brooklyn selection at Midtown HS, playing offensive tackle and linebacker as a senior and defensive tackle before that season. An outstanding student, Colorito has a degree in biology from USC and was named to the 1985 Academic All-American second team and the District VIII All-Academic first team the past two years. He was on the 1984 Pac-10 All-Academic squad and was honorable mention in 1985. He was a 1985 NCAA post-graduate scholarship recipient and likes to play classical music (saxophone and piano) and enjoys reading, particularly philosophy.

THOMAS DENDY RB 5-10, 187 DOB: Mar. 10, 1963 Draft Choice #11



Thomas Dendy last year was named first team Sportswriters' All-South Carolina and was selected to play in the Hula Bowl game despite being slowed by a late season ankle injury in 1985. His best game of the season came vs. Navy, as he gained 156 yards and scored two touchdowns on 25 rushing attempts in a 34-31 Gamecock victory. Dendy rushed for 89 yards and two TDs vs. The Citadel in the season opener and added 59 yards and a score against Georgia, finishing the campaign with 560 yards and six TDs, while also catching 17 passes for 182 yards, a 10.7 average, and one score. Dendy also led the

Gamecocks in rushing in 1982, 1983, and 1984, closing out his career with 2,767 yards and an excellent 5.8 average on 494 attempts, scoring 24 times on the ground. In addition, his career stats show 55 receptions for 550 yards and a 10.0 average, with two touchdowns. Dendy's junior year figures show 634 rushing yards for a 6.2 average and eight scores, his sophomore campaign produced 725 yards, a 5.5 average and six TDs, while his freshman year resulted in his college highs of 140 attempts for 848 yards, along with a 6.1 rushing average and four TDs. An invaluable member of the South Carolina program over his four years, Dendy had 13 career games in which he rushed for 90 or more yards in a single game. His best outing as a junior was a 14 carry, 113-yard game vs. Florida State, including a 57-yard scoring jaunt. Known as a big-play performer throughout his South Carolina career, Dendy seldom carried the ball more than 10 times a game due to the veer offensive formation employed by the Gamecocks, yet he accounted for 3,317 total career yards and an average of over six yards each time he handled the ball, including 26 touchdowns in his four-year career. A native of Fountain Inn, S.C., he is a graduate of Hillcrest HS in that city. Dendy has a degree in business administration from South Carolina.

VICTOR CORNELIUS HALL TE Jackson State 6-3, 234 DOB: Nov. 8, 1963 Draft Choice #10



Victor Hall moved into the Jackson State starting lineup midway through his sophomore season and showed steady improvement throughout his career, catching 33 passes in each of the last two campaigns for the Tigers. As a senior his 33 receptions were good for 373 yards, an 11.3 average and two touchdowns as Hall was named first team All-SWAC and earned All-American honors from the Sheridan Broadcasting Network, closing out his career with an appearance in the Freedom Bowl All-Star Classic. He led the Tigers in scoring as a junior with six TDs and was named the team's offensive player of the year, rambling for 487 yards and a 14.8 average on his 33 catches. As a sophomore Hall caught 20 passes for 315 yards, a 15.8 average, and three scores, being named to the All-SWAC second team for his efforts. As a junior he caught eight passes for 143 yards and two TDs vs. Mississippi Valley State, and he had nine receptions for 141 yards against Alcorn State. Born in Columbus, Miss., Hall earned two letters each in football and baseball at S.D. Lee HS in Columbus. A business management major at Jackson State, he lists basketball, swimming, and tennis as his favorite hobbies.

MARK ANTHONY JACKSON WR Purdue 5-9, 174 DOB: July 23, 1963 Draft Choice #6b



Mark Jackson was Purdue's second leading receiver in 1985, catching 47 aeriels for 732 yards and an outstanding 17.0 average per catch for the Boilermakers, scoring five times. Jackson tied for 10th in the Big Ten in receptions and was named AP and UPI Honorable Mention All-Big Ten. He also returned two punts for 11 yards last year. Jackson played in the 1985 Peach Bowl to close out a college career in which his totals show 51 receptions for 810 yards, a 15.9 average, and six touchdowns. Jackson's career long gainer was a 64-yard TD reception as a senior. As a junior he caught a touchdown pass and two-point conversion on consecutive plays in the Northwestern game. A walk-on, Jackson saw action in six games in 1983 and in 11 the following year. Born in Chicago, Ill., he graduated from Terre

Haute South HS in Terre Haute, Ind., where he lettered three times in football, twice in track, and once in tennis. A public relations major at Purdue, Jackson's hobbies include tennis, photography, and "any challenging games."

JAMES ALLEN (Jim) JURIGA G/T Illinois
6-6, 269 DOB: Sept. 12, 1964
Draft Choice #4



Jim Juriga moved to guard in 1985 after three standout seasons at tackle for Illinois, where he was one of the best linemen in the Big Ten over his four-year career. The Broncos' first choice in the 1986 draft (Denver did not have selections in the first three rounds due to trades), Juriga received all-star honors in each of his four years as a lineman for the Fighting Illini. As a senior he was named All-Big Ten at guard and was cited as Academic All-Big Ten as well, in addition to having been

listed on the preseason All-American team of every major publication. He closed out his senior campaign with an appearance in the Hula Bowl. Juriga was first team All-Big Ten as a tackle in both his sophomore and junior seasons and in 1982 was picked by the Football News as the most valuable freshman offensive lineman in the nation, also earning consensus frosh All-American honors. Noted for his intelligence, quickness, and strength, Juriga was a candidate for the Outland Trophy in 1985. Born in Fort Wayne, Ind., he graduated from Wheaton North HS in Wheaton, Ill., where he lettered twice in football and four times in track as a prepster. Juriga was a high school All-American and played on the class 4A state championship team in 1981 and on the runner-up Illinois prep team in 1980. Juriga majored in agricultural science at Illinois and ultimately plans to go on to veterinary school. His hobbies include hunting, fishing, and scuba diving.

BRUCE DONALD KLOSTERMANN LB
6-4, 225 DOB: April 17, 1963
Draft Choice #8



Bruce Klostermann earned second team All-North Central Conference honors as a senior despite missing the last three conference games due to injury. His senior totals show 45 total tackles, including 23 first hits, along with three interceptions, six passes defended, and four quarterback sacks. As a junior Klostermann was second on the team in tackles with 107 and led the team in fumble recoveries with six, also posting six and one-half sacks. He played for two years at Waldorf

Community College in Waldorf, Iowa, then attended the University of Iowa for one semester before transferring to South Dakota State. While in junior college Klostermann earned all-region honors and was a JC All-America nominee at Waldorf. Born in Dubuque, Iowa, he graduated from Beckman HS in Dyersville, Ia., where he earned all-state honors while lettering twice in football, also winning two prep letters in basketball. Klostermann graduated in May with a degree in agricultural business.

ORSON ODELL MOBLEY TE
6-5, 256 DOB: Mar. 4, 1963
Draft Choice #6a



Orson Mobley last year earned first team All-West Virginia Conference honors while leading Salem College with 39 receptions for 501 yards, a 12.8 average, and three touchdowns. He also punted 59 times for a 36.2 average and scored on a 49-yard run from punt formation after a bobbled snap from center. In his junior year Mobley was second team all-conference, catching 18 passes for 294 yards, a 16.3 average, and one score. He punted 38 times for a 39.0 average as a junior, getting off his career long punt of 63 yards. He has great size and makes a huge target as a receiver, in addition to having fine all-around athletic ability, as attested to by his college versatility. Mobley began his career at Florida State in 1981 as a defensive tackle, moving to tight end in 1982 and catching eight passes for 119 yards for the Seminoles. He remained at tight end after transferring to Salem in 1984, in addition to his punting duties. Mobley also played some baseball at Florida State. He was coached at FSU by Bobby Bowden and at Salem by Bobby's son, Terry. A native of Brooksville, Fla., Mobley attended Miami Palmetto HS, where he lettered once in football, twice in basketball, and three times in baseball. He was drafted by the Montreal Expos out of high school. Mobley has two daughters, Denise (1/28/84) and Michelle (2/1/85), and lists fishing and playing basketball as his favorite hobbies.

RAYMOND THOMAS (Ray) PHILLIPS, JR. LB
6-3, 240 DOB: July 24, 1964
Draft Choice #7



Ray Phillips played defensive end at North Carolina State in 1985 and finished with 62 tackles, including two quarterback sacks, six other tackles for lost yardage, one forced fumble, and six pass deflections. He lettered each of his four years and did not redshirt for the Wolfpack and closed out his college career with an appearance in the North-South Shrine Game. He moved to end from defensive tackle after a junior campaign in which he led the defensive line in tackles with 87, including 57 unassisted, four sacks, and six other negative yardage tackles, earning second team All-Atlantic Coast Conference honors for his junior season. Phillips recovered a fumble in mid-air and returned it 80 yards for a score against Furman in 1984. He also had a very good sophomore campaign with 59 stops. Born in Mooresville, N.C., Phillips is a graduate of North Mecklenburg HS in Charlotte, N.C., where he was all-state and all-conference as a defensive end, lettering three times each in football and basketball and once in baseball as a prepster. A criminal justice major at North Carolina State, Phillips enjoys fishing and listening to music.

JOSEPH EARL (Joe) THOMAS WR
 5-11, 167 DOB: Mar. 25, 1963 Mississippi Valley State
 Draft Choice #9




Joe Thomas ended his college career as one of the top receivers in the Southwestern Athletic Conference (SWAC) and NCAA-IAA, with career statistics of 192 receptions for 2,192 yards and 36 touchdowns. Thomas was a two-time All-SWAC selection and earned division IAA All-American honors twice as well, closing out his college play with appearances in both the Blue-Gray game and the Freedom Bowl, earning most valuable player honors in the latter contest. As a senior he

caught 83 passes for 1,186 yards and 17 touchdowns, while in his junior campaign he caught 86 for 782 yards and 11 scores, giving him a dazzling two-year total of 169 receptions for 2,338 yards and 28 TDs. His sophomore statistics are fine in their own right, as Thomas caught 22 passes for 194 yards and scored seven times. As a freshman he caught just one pass, but that was a 30-yard touchdown reception. He averaged one touchdown for every 5.3 receptions during his college career. His 1984 statistics came while playing opposite Jerry Rice, who was the number one draft choice of San Francisco in 1985. Thomas was born in Lafayette, La., and graduated from Franklin HS in Franklin, La., where he lettered four times each in football and track. Thomas has a daughter, Joshonda (5/2/84), and he graduated in May with a degree in health and physical education. His hobbies include watching football, hunting, fishing, track, and softball.

Coors®

The Adolph Coors Company of Golden, Colorado once again is sponsoring the Denver Broncos highlight film, which is available at no cost to groups of all sizes through the Broncos public relations department. The 1985 highlight film, titled **Miracle Makers and Heartbreakers**, can be obtained by calling the public relations department of the Broncos at (303) 296-1982. The team address is 5700 Logan Street, Denver, CO 80216. Please give as much advance notice as possible in requesting the 1985 film, or other films available through the Bronco library. This marks the 11th consecutive year in which the Adolph Coors Company has sponsored the Bronco highlight film.

THE 1985 SEASON



Defensive end Rulon Jones, who was named by his teammates as the Broncos' defensive most valuable player in 1985.

FINAL STATISTICS

REGULAR SEASON (11-5)

Date	Opponent	Denver	Opponent	Attend.
9/8	at L.A. Rams	16	20	52,522
9/15	New Orleans	34	23	74,488
9/22	at Atlanta	44	28	37,903
9/29	Miami	26	30	73,614
10/6	Houston	31	20	74,699
10/13	at Indianapolis	15	10	60,621
10/20	Seattle	13	10 (OT)	74,899
10/27	at Kansas City	30	10	68,248
11/3	at San Diego	10	30	57,312
11/11	San Francisco	17	16	73,173
11/17	San Diego	30	23 (OT)	74,376
11/24	at L.A. Raiders	28	31 (OT)	63,161
12/1	at Pittsburgh	31	23	56,797
12/8	L.A. Raiders	14	17 (OT)	75,042
12/14	Kansas City	14	13	69,209
12/20	at Seattle	27	24	56,283

TEAM STATISTICS

	Broncos	Opponents
TOTAL FIRST DOWNS	339	290
Rushing	113	103
Passing	192	168
Penalty	34	19
Third Down Made/Attempts	102/252	74/230
Third Down Efficiency	40%	32%
Fourth Down Made/Attempts	6/10	8/20
Fourth Down Efficiency	60%	40%
TOTAL NET YARDS	5496	5179
Average Per Game	343.5	323.7
Total Plays	1152	1069
Average Per Play	4.8	4.8
NET YARDS RUSHING	1851	1973
Average Per Game	115.7	123.3
Total Rushes	497	475
Average Per Rush	3.7	4.2
NET YARDS PASSING	3645	3206
Average Per Game	227.8	200.4
Tackled/Yards Lost	38/307	47/378
Gross Yards Passing	3952	3584
Attempts/Completions	617/329	547/277
Pct. of Completions	53%	51%
Had Intercepted	23	24
Average Per Pass Play	5.6	5.4
PUNTS/AVERAGE	94/40.0	94/41.1
NET PUNTING AVERAGE	34.0	34.3
TOTAL RETURN YARDAGE	1920	2003
Punt Returns/Average	46/9.3	38/8.6
Kickoff Returns/Average	52/23.1	64/21.0
Interception Returns/Average	24/12.1	23/14.4
PENALTIES/YARDS	85/677	91/953
FUMBLES/BALL LOST	24/8	22/12
TOUCHDOWNS	45	35
Rushing	20	10
Passing	23	22
Returns	2	4
Extra Points Made/Attempts	41/44	35/36
Field Goals Made/Attempts	23/38	26/33
TOTAL POINTS	380	329

RUSHING

	No.	Yds.	Avg.	LG	TD
Winder	199	714	3.6	42	8
Lang	84	318	3.8	26	5
Sewell	82	275	3.4	16	4
Elway	50	253	5.1	22	0
Willhite	66	237	3.6	14	3
Johnson, V.	10	36	3.6	14	0
Poole	4	12	3.0	6	0
Kubiak	1	6	6.0	6	0
Norman	1	0	0.0	0	0
BRONCOS TOTAL	497	1851	3.7	42	20
Opponents Total	475	1973	4.2	61T	10

PASSING

	Att.	Comp.	Yds.	Pct.	Avg./Att.	TD
Kubiak	5	2	61	.400	12.20	1
Elway	605	327	3891	.540	6.43	22
Norman	1	0	0	.000	0.00	0
Winder	1	0	0	.000	0.00	0
Sewell	1	0	0	.000	0.00	0
Willhite	3	0	0	.000	0.00	0
Johnson, V.	1	0	0	.000	0.00	0
BRONCOS TOTAL	617	329	3952	.533	6.41	23
Opponents Total	547	277	3584	.506	6.55	22

	Pct. TD	Int.	Pct. Int.	LG	TKD/Lost	Rating
Kubiak	.200	0	.000	54T	0/0	125.7
Elway	.036	23	.038	65T	38/307	70.0
Norman	.000	0	.000	0	0/0	39.5
Winder	.000	0	.000	0	0/0	39.5
Sewell	.000	0	.000	0	0/0	39.5
Willhite	.000	0	.000	0	0/0	39.5
Johnson, V.	.000	0	.000	0	0/0	39.5
BRONCOS TOTAL	.037	23	.037	65T	38/307	70.0
Opponents Total	.040	24	.044	73	47/378	66.5

RECEIVING

	No.	Yds.	Avg.	LG	TD
Watson	61	915	15.0	60	5
Johnson, V.	51	721	14.1	63T	3
Willhite	35	297	8.5	21	1
Winder	31	197	6.4	24	0
Kay	29	339	11.7	27	3
Wright, J.	28	246	8.8	30	1
Sampson	26	432	16.6	46	4
Sewell	24	224	9.3	54T	1
Lang	23	180	7.8	24	2
Johnson, B.	19	380	20.0	65T	3
Cooper	1	13	13.0	13	0
Barber	1	8	8.0	8	0
BRONCOS TOTAL	329	3952	12.0	65T	23
Opponents Total	277	3584	12.9	73	22

INTERCEPTIONS

	No.	Yds.	Avg.	LG	TD
Harden	5	100	20.0	42T	1
Wright, L.	5	44	8.8	24	0
Foley	3	47	15.7	29	0
Smith, D.	3	46	15.3	39	0
Wilson	3	8	2.7	8	0
Lilly	2	4	2.0	4	0
Hunter	1	20	20.0	20	0
Woodard	1	18	18.0	18	0
Robbins	1	3	3.0	3	0
BRONCOS TOTAL	24	290	12.1	42T	1
Opponents Total	23	332	14.4	69T	2

PUNTING

	No.	Yds.	Avg.	TB	In 20	LG	Blk
Norman	92	3764	40.9	12	16	61	—
Team	2	0	0.0	0	0	0	—
BRONCOS TOTAL	94	3764	40.0	12	16	61	2
Opponents Total	92	3868	42.0	11	19	68	2

SCORING

	TDR	TDP	TDRT	PAT	FG	TP
Karlis				41/44	23/38	110
Winder	8					48
Lang	5	2				42
Sewell	4	1				30
Watson		5				30
Willhite	3	1				24
Sampson		4				24
Johnson, V.		3				18
Johnson, B.		3				18
Kay		3				18
Harden			1			6
Wright, J.		1				6
Wright, L.			1			6
BRONCOS TOTAL	20	23	2	41/44	23/38	380
Opponents Total	10	22	3	35/36	26/33	323

Field Goals:

(24*) (43*,48*) (42*,25*,47*) (43*,34*) (37*,51,51) (43,32*,30*,18*,28) (33,52,56,45*,24*) (24*,23*,19*) (38,50,36*) (48,24*) (28,34*) (49) (42*,39) (35) () (25*,34,43*)

PUNT RETURNS

	No.	FC	Yds.	Avg.	LG	TD
Johnson, V.	30	7	260	8.7	38	0
Willhite	16	5	167	10.4	18	0
BRONCOS TOTAL	46	12	427	9.3	38	0
Opponents Total	38	17	325	8.6	30	0

KICKOFF RETURNS

	No.	Yds.	Avg.	LG	TD
Johnson, V.	30	740	24.7	39	0
Lang	17	361	21.2	33	0
Willhite	2	40	20.0	20	0
Hunter	2	33	16.5	18	0
Sewell	1	29	29.0	29	0
BRONCOS TOTAL	52	1203	23.1	39	0
Opponents Total	64	1346	21.0	98T	1

FIELD GOALS

	1-19	20-29	30-39	40-49	50+	TOTAL
Karlis	2-2	7-9	6-11	8-11	0-5	23-38
BRONCOS TOTAL	2-2	7-9	6-11	8-11	0-5	23-38
Opponents Total	1-1	11-11	10-10	3-8	1-3	26-33

SCORE BY PERIODS

	1	2	3	4	OT	Total
BRONCOS TOTAL	82	142	39	108	9	380
Opponents Total	48	89	102	84	6	329

FINAL DEFENSIVE STATISTICS

(Compiled from Press Box Figures)

Player	Tackles	Assists	Total	Sacks	Yds.		PD	FR	FF
					Lost	Int.			
Busick	64	*17	81	0	0	0	0	2	1
Carter	39	8	47	1	7	0	0	1	0
Chavous	23	6	29	6	34	0	0	0	2
Comeaux	6	0	6	0	0	0	0	0	0
Dennison	22	3	25	0	0	0	0	0	0
Fletcher	12	5	17	1	11	0	0	0	0
Foley	38	10	48	0	0	3	47	7	0
Harden	72	10	*82	1	11	*5	*100	*18	2
Hunley	18	1	19	0	0	0	0	2	0
Hunter	19	4	23	0	0	1	20	1	0
T. Jackson	19	9	28	0	0	0	0	1	0
Jones	58	10	68	10	84	0	0	1	*3
Kragen	11	2	13	2	15	0	0	4	1
Lilly	54	13	67	0	0	2	4	4	1
Mecklenburg	60	5	65	*13	*103	0	0	4	*5
Robbins	16	0	16	0	0	1	3	4	0
Ryan	52	6	58	1	8	0	0	3	0
Smith	54	12	66	4	27	3	46	17	0
Townsend	27	3	30	5	46	0	0	3	0
Wilson	22	3	25	0	0	3	8	12	1
Woodard	*70	9	79	3	32	1	18	3	0
Wright	41	3	44	0	0	*5	44	15	1

*Designates team leader; PD - Passes Defensed; FR - Fumbles Recovered; FF - Forced Fumbles

SPECIAL TEAMS LEADERS

	T	T/20	TA	TA/20	FC	FR	KD	TOTAL PTS.
Hunley	9	4	2	1	0	0	14	30
Hunter	12	1	5	2	0	0	2	22
Hyde	2	2	1	0	0	0	5	10
R. Jackson	5	1	1	0	1	0	0	8
Lang	2	2	0	1	0	0	0	5
Lilly	7	0	5	3	1	0	4	20
Mecklenburg	6	2	2	0	0	0	8½	18½
Robbins	3	0	1	0	0	0	0	4
Woodard	9	2	0	0	0	0	0	11

BLOCKED PUNTS: Robbins, 2, at Kansas City, 10/27.

BLOCKED FIELD GOALS: Smith, 2, vs. San Diego, 11/17.

T - Tackles; T/20 - Tackle Inside 20; TA - Tackle Assist;

TA/20 - Tackle Assist Inside 20; FC - Fumble Caused;

FR - Fumble Recovered; KD - Knock-Down Block on Punt or Kickoff Return.

	1ST DOWNS				3RD DOWNS			DENVER BRONCOS STATISTICS' Page 1 OFFENSE																PASSING										PEN.	
								TOTAL OFFENSE								RUSHING																			
	TOTAL	RUSH	PASS	PENTALTY	ATT.	CONV.	EFFICIENCY	NET YDS.	GAME AVG.	PLAYS	PLAY AVG.	NET YDS.	GAME AVG.	ATT.	RUSH AVG.	NET YDS.	GAME AVG.	TKLD.	YDS. LOST	GROSS YDS.	ATT.	COMP.	PCT.	INT.	NO.	YDS. LOST									
at L.A. Rams	13	3	10	0	15	5	.333	277	277.0	59	4.7	63	63.0	18	3.5	214	214.0	2	15	229	39	18	.462	1	8	46									
NEW ORLEANS	22	4	15	3	16	8	.555	432	354.5	71	6.1	105	84.0	24	4.4	327	270.5	3	26	353	44	28	.636	1	10	75									
at Atlanta	27	12	12	3	18	10	.555	428	379.0	79	5.4	148	105.3	39	3.8	280	273.7	2	11	291	38	19	.500	2	7	41									
MIAMI	23	10	11	2	14	4	.286	395	383.0	72	5.5	169	121.3	31	5.5	226	261.8	3	24	250	38	18	.474	1	9	93									
HOUSTON	31	7	13	11	14	7	.500	362	378.8	74	4.9	121	121.2	37	3.3	241	257.6	2	15	256	35	17	.486	3	4	30									
at Indianapolis	20	9	11	0	16	7	.438	351	374.2	74	4.7	128	122.3	36	3.6	223	251.8	2	16	239	36	17	.472	1	3	20									
SEATTLE	14	6	8	0	21	5	.238	246	355.9	80	3.1	98	118.9	33	3.0	148	237.0	3	18	166	44	22	.500	0	5	41									
at Kansas City	25	16	8	1	15	10	.667	324	351.9	70	4.6	206	130.4	47	4.4	118	221.5	2	5	123	21	14	.667	0	1	5									
at San Diego	17	3	13	1	13	4	.308	295	345.6	58	5.1	64	122.4	15	4.3	231	223.1	4	45	276	39	21	.538	2	5	42									
SAN FRANCISCO	18	6	11	1	17	6	.438	336	344.6	77	4.4	121	122.3	35	3.5	215	222.3	0	0	215	42	20	.476	1	2	14									
SAN DIEGO	21	6	14	1	17	5	.294	331	343.4	78	4.2	91	119.5	25	3.6	240	223.9	3	21	261	50	28	.560	2	4	39									
at L.A. Raiders	25	7	13	5	15	9	.600	291	339.0	73	4.0	153	122.3	37	4.1	138	216.8	4	26	164	32	19	.594	0	8	70									
at Pittsburgh	20	5	14	1	13	3	.231	331	338.4	68	4.7	93	120.0	26	3.6	238	218.4	0	0	238	42	24	.571	1	4	41									
L.A. RAIDERS	17	5	9	3	17	8	.471	207	329.0	68	3.0	87	117.6	29	3.0	120	211.4	3	38	158	36	18	.500	3	9	85									
KANSAS CITY	20	8	11	1	13	3	.231	411	334.5	72	5.7	110	117.1	34	3.2	301	217.3	0	0	301	38	22	.579	5	2	15									
at Seattle	26	6	19	1	18	8	.444	479	343.5	79	6.1	94	115.7	31	3.0	385	227.8	5	47	432	43	24	.558	0	4	20									

DENVER BRONCOS STATISTICS PAGE 2 OFFENSE

DENVER BRONCOS STATISTICS PAGE 2 OFFENSE																											
	PUNTS				PUNT RTNS.			KICK RTNS.			MISC. RTNS.			Interceptions (Denver Thrown)			FUM.		SCORING								TIME OF POSSESSION
	PUNTS	YDS.	AVG.	NET AVG.	NUM. RTNS.	YDS.	AVG.	NUM. RTNS.	YDS.	AVG.	NUM. RTNS.	YDS.	AVG.	NUM.	YDS.	AVG.	NUM.	LOST	TOTAL TD.	RUSH	PASS	RETURN	PAT.	FG	TOTAL PTS.		
at L.A. Rams	7	290	41.4	37.0	3	-1	-0.3	5	109	21.8				1	0	0.0	2	2	2		2		1-2	1-1	16	23:35	
NEW ORLEANS	6	259	43.2	36.5	4	46	11.5	0	0	0.0				1	53	53.0	1	1	4		4		4-4	2-2	34	31:57	
at Atlanta	3	120	40.0	31.3	3	11	3.7	5	102	20.4				2	69	34.5	1	0	5	2	3		5-5	3-3	44	31:41	
MIAMI	8	328	41.0	36.4	4	57	14.3	7	166	23.7				1	14	14.0	2	1	3	3			2-3	2-2	26	30:01	
HOUSTON	2	94	47.0	47.0	6	51	8.5	1	20	20.0				3	40	13.3	3	0	4	1	3			4-4	1-3	31	30:17
at Indianapolis	5	204	40.8	34.0	3	65	21.7	3	66	22.0				1	8	8.0	2	0	1	1			0-1	3-5	15	33:36	
SEATTLE	11	517	47.0	42.6	7	60	8.6	1	23	23.0			Interceptions 3 52 17.3	0	0	0.0	3	0	1	1			1-1	2-5	13	34:53	
at Kansas City	3	152	50.7	37.7	3	35	11.7	3	61	20.3			Interceptions 2 14 7.0	2	36	18.0	1	1			1		1-1	1-3	10	25:08	
at San Diego	5	242	48.4	43.8	0	0	0.0	4	99	24.8				1	18	18.0	1	0	2		2		2-2	1-2	17	33:37	
SAN FRANCISCO	7	223	31.9	30.0	3	20	6.7	4	108	27.0			Blocked FG STD 1 60 60.0	2	30	15.0	1	0	4	2	1	1	3-3	1-2	30	33:36	
SAN DIEGO	7	226	32.3	32.2	2	20	10.0	5	137	27.4			Interceptions 3 58 19.3	0	0	0.0	2	1	4	1	3		4-4	0-1	28	34:35	
at L.A. Raiders	7	278	39.7	29.7	0	0	0.0	2	44	22.0			Interceptions 4 50 12.5	1	35	35.0	1	0	4	2	1	1	4-4	1-2	31	32:14	
at Pittsburgh	7	258	36.9	28.9	3	29	9.7	3	68	22.7			Interceptions 4 46 11.5	3	8	2.7	2	1	2	1	1		2-2	0-1	14	33:58	
L.A. RAIDERS	7	288	41.1	27.9	1	0	0.0	2	31	15.5			Interception 1 18 18.0	5	21	4.2	2	1	2	1	1		2-2	0-0	14	32:15	
KANSAS CITY	4	149	37.3	32.5	2	9	4.5	4	113	28.3			Interception 1 0 0.0	0	0	0.0	0	0	3	2	1		3-3	2-3	27	34:02	
at Seattle	5	136	26.8	26.6	2	25	12.5	3	56	18.7																	

	1ST DOWNS				3RD DOWNS			DENVER BRONCOS STATISTICS Page 1 DEFENSE										PASSING										PEN.	
								TOTAL OFFENSE				RUSHING																	
	TOTAL	RUSH	PASS	PENTALTY	ATT.	CONV.	EFFICIENCY	NET YDS.	GAME AVG.	PLAYS	PLAY AVG.	NET YDS.	GAME AVG.	ATT.	RUSH AVG.	NET YDS.	GAME AVG.	TKLD.	YDS. LOST	GROSS YDS.	ATT.	COMP.	PCT.	INT.	NO.	YDS. LOST			
at L.A. Rams	19	7	10	2	16	6	.376	285	285.0	70	4.1	147	147.0	37	4.0	138	138.0	4	36	174	29	16	.552	2	4	25			
NEW ORLEANS	17	5	12	0	12	1	.083	342	313.5	63	5.4	107	127.0	27	3.9	235	186.5	6	45	280	30	18	.600	0	6	81			
at Atlanta	16	6	10	0	14	7	.500	333	320.0	63	5.3	100	118.0	27	3.7	233	202.0	4	38	271	32	19	.594	1	6	103			
MIAMI	19	2	13	4	16	6	.375	418	344.5	68	6.1	53	101.8	22	2.4	365	242.8	3	25	390	43	25	.581	0	4	41			
HOUSTON	18	7	11	0	15	6	.400	321	339.8	64	5.0	120	105.4	28	4.3	201	234.4	4	36	237	32	19	.594	0	15	188			
at Indianapolis	12	5	6	1	16	5	.313	237	322.7	61	3.9	120	107.8	28	4.3	117	214.8	3	23	140	30	14	.467	1	3	20			
SEATTLE	17	12	5	0	16	3	.188	249	312.1	74	3.4	172	117.0	37	4.6	77	195.1	5	38	115	32	9	.281	3	6	48			
at Kansas City	13	5	8	0	11	3	.273	257	305.2	51	5.0	77	112.0	21	3.7	180	193.3	2	15	195	28	14	.500	0	4	26			
at San Diego	24	7	16	1	14	7	.500	430	391.1	72	6.0	145	115.7	36	4.0	285	203.4	2	17	302	34	23	.676	2	11	80			
SAN FRANCISCO	16	7	9	0	16	1	.063	341	321.3	72	4.7	138	117.9	29	4.8	203	203.4	2	19	222	41	17	.415	0	3	57			
SAN DIEGO	22	8	14	0	17	6	.353	340	323.0	80	4.3	95	115.8	35	2.7	245	207.2	0	0	245	45	23	.511	2	4	34			
at L.A. Raiders	21	9	10	2	15	7	.467	424	331.4	68	6.2	201	122.9	32	6.3	223	208.5	2	15	238	34	16	.471	3	10	70			
at Pittsburgh	22	4	15	3	14	4	.286	327	331.1	72	4.5	96	119.4	26	3.0	250	211.7	6	33	283	40	19	.475	4	3	45			
L.A. RAIDERS	20	7	9	4	11	3	.273	274	327.0	65	4.2	181	123.8	37	4.9	93	203.2	0	0	93	28	13	.464	4	9	85			
KANSAS CITY	14	6	8	0	14	4	.286	262	323.2	61	4.3	106	123.1	29	3.7	156	200.1	3	27	183	29	15	.517	1	1	5			
at Seattle	20	6	12	2	13	5	.385	331	323.7	65	5.1	126	123.3	24	5.3	205	200.4	1	11	216	40	17	.425	1	2	20			

DENVER BRONCOS STATISTICS PAGE 2 DEFENSE

DENVER BRONCOS STATISTICS PAGE 2 DEFENSE																											
	PUNTS				PUNT RTNS			KICK RTNS			MISC RTNS			Interceptions (Opp. Thrown)			FUM		SCORING							TIME OF POSSESSION	
	PUNTS	YDS.	AVG.	NET AVG.	NUM RTNS	YDS.	AVG.	NUM RTNS	YDS.	AVG.	NUM RTNS	YDS.	AVG.	NUM	YDS.	AVG.	NUM	LOST	TOTAL TD	RUSH	PASS	RETURN	PAT	FG	TOTAL PTS		
at L.A. Rams	5	198	39.6	35.8	1	11	11.0	4	74	18.5	Fumble 1 12 12.0			2	29	14.5	2	1	2	1	1		2-2	2-2	20	36:25	
NEW ORLEANS	5	228	45.6	36.4	0	0	0.0	6	114	19.0				0	0	0.0	1	1	3	1	2		2-3	1-2	24	28:03	
at Atlanta	6	252	42.0	36.8	2	6	3.0	8	158	19.8	Interceptions 2 69 34.5			1	0	0.0	2	1	4	1	2	1	4-4		28	28:19	
MIAMI	7	315	45.0	36.9	3	17	5.7	5	111	22.2				0	0	0.0	1	1	3		3		3-3	3-3	30	29:59	
HOUSTON	7	315	45.0	37.7	0	0	0.0	4	93	23.3	Interceptions 3 40 13.3			0	0	0.0	0	0	2		2		2-2	2-2	20	29:43	
at Indianapolis	5	281	56.2	43.2	3	34	11.3	5	97	19.4				1	4	4.0	2	2	1		1		1-1	1-2	10	26:24	
SEATTLE	9	408	45.3	38.7	6	48	8.0	2	29	14.5				3	52	17.3	3	2	1		1		1-1	1-1	10	34:26	
at Kansas City	3	125	41.7	30.0	2	19	8.5	6	119	19.8				0	0	0.0	0	0	1	1			1-1	1-1	10	23:08	
at San Diego	2	84	42.0	32.0	1	3	3.0	1	13	13.0	Interceptions 2 36 18.0			2	14	14.0	2	1	3	1	2		3-3	3-3	30	34:52	
SAN FRANCISCO	8	271	33.9	31.4	2	13	6.5	2	63	31.5	Interception 1 18 18.0			0	0	0.0	1	0	1		1		1-1	3-3	16	26:23	
SAN DIEGO	4	191	47.8	37.8	2	13	6.5	4	142	35.5	Kickoff Ret. 1 98 98.0			2	19	9.5	3	2	3	1	1	1	3-3	1-4	24	31:09	
at L.A. Raiders	6	210	35.0	28.3	6	70	11.7	5	107	21.4				3	58	19.3	0	0	4	2	2		4-4	1-2	31	28:07	
at Pittsburgh	5	198	39.6	29.8	2	16	8.0	6	123	20.5	Interceptions 1 35 35.0			4	50	12.5	2	0	2	1	1		2-2	3-3	23	27:46	
L.A. RAIDERS	6	203	33.8	30.5	4	53	13.3	1	2	2.0	Interceptions 3 8 2.7			4	46	11.5	2	1	2	1	1		2-2	1-1	17	30:57	
KANSAS CITY	8	337	42.1	36.0	3	19	6.3	0	0	0.0	Interceptions 5 21 4.2			1	18	18.0	0	0	1		1		1-1	2-2	13	21:45	
at Seattle	6	252	42.0	34.5	1	3	3.0	5	101	20.2	Blocked Punt 1 15 15.0			1	0	0.0	1	0	3	1	1	1	3-3	1-2	24	25:58	

BRONCOS DEPARTMENTAL LEADERS

Category	Player	AFC Rank	AFC Leader	NFL Rank	NFL Leader
Scoring	Karlis-110	6th (Kickers)	Anderson, Pitt-139	8th	Butler, Chi-144
Rushing	Winder-714	14th	Allen, Raid-1,759	27th	Allen, Raid-1,759
Passing	Elway-327-605, 3,891 yards, 22TD, 23 ints., 70.2 rating				
Receiving	Watson-61	8th	O'Brien, Jets-96.2	T-17th	O'Brien-Jets-96.2
Punting	Watson-915	14th	James, SD-86	24th	Craig, SF-92
Interceptions	Norman-40.9	9th	Largent, Sea-1,287	22nd	Largent, Sea-1,287
Kickoff Returns	Harden-5		Stark, Ind-45.9	21st	Stark, Ind-45.9
Punt Returns	L. Wright-5	T-12th	Lewis, KC-8	T-21st	Walls, Dal-9
	V. Johnson-24.7	T-3rd	Young, Clev-25.7	T-8th	Brown, Rams-32.8
	V. Johnson-8.7	9th	Fryar, NE-14.1	13th	Fryar, NE-14.1

HOW THE BRONCOS RANKED (Continued on page 99)

Category	Broncos Total	AFC Rank	AFC Leader	NFL Rank	NFL Leader
Points scored					
First downs	380	4th	SD-467	7th	SD-467
Total Plays	339	5th	SD-380	8th	SD-380
Total yards	1152	1st	Den-1152	1st	Den-1152
	5496	6th	SD-6535	10th	SD-6535

BRONCO DEPTH CHART

Tentative Depth Chart

(This does not include players signed for 1986, or players who spent all of the 1985 season on injured reserve)

OFFENSE

WR	82 Vance Johnson	84 Clint Sampson	
LT	70 Dave Studdard	63 Mark Cooper	67 Dean Miraldi
LG	54 Keith Bishop	74 Winford Hood	67 Dean Miraldi 63 Mark Cooper
C	64 Billy Bryan	54 Keith Bishop	
RG	60 Paul Howard	63 Mark Cooper	67 Dean Miraldi
RT	76 Ken Lanier	63 Mark Cooper	
TE	88 Clarence Kay	85 Mike Barber	
WR	81 Steve Watson	86 Butch Johnson	
QB	7 John Elway	8 Gary Kubiak	
RB	23 Sammy Winder	47 Gerald Willhite	33 Gene Lang 30 Steve Sewell 34 Nathan Poole
TE	87 James Wright	85 Mike Barber	

DEFENSE

LE	79 Barney Chavous	61 Andre Townsend
NT	68 Rubin Carter	71 Greg Kragen
RE	75 Rulon Jones	73 Simon Fletcher
LOLB	50 Jim Ryan	59 Darren Comeaux
LILB	77 Karl Mecklenburg	98 Ricky Hunley
RILB	58 Steve Busick	55 Rick Dennison
ROLB	57 Tom Jackson	52 Ken Woodard
LCB	20 Louis Wright	45 Steve Wilson
FS	43 Steve Foley	22 Tony Lilly
SS	49 Dennis Smith	48 Randy Robbins
RCB	31 Mike Harden	25 Daniel Hunter

SPECIALISTS

K	3 Rich Karlis	
P	1 Chris Norman	
KR	82 Vance Johnson	25 Daniel Hunter
PR	82 Vance Johnson	47 Gerald Willhite
KS	54 Keith Bishop	64 Billy Bryan
H	8 Gary Kubiak	

DENVER BRONCOS 1986 VETERAN ROSTER

This does not include players signed for 1986.

No.	Name	Pos.	Height	Weight	Birthdate	NFL Exp.	College	Hometown of High school	How Acq.	'85 Games/ Starts
85	Barber, Mike	TE	6-3	237	6/4/53	11	Louisiana Tech	White Oak, Tex.	Trade '85	15/6*
54	Bishop, Keith	C/G	6-3	265	3/10/57	6	Baylor	Midland, Tex.	D6 '80	14/14
64	Bryan, Billy	C	6-2	255	6/21/55	10	Duke	Burlington, N.C.	D4 '77	16-16
58	Busick, Steve	LB	6-4	227	12/10/58	6	So. California	Temple City, Calif.	D7 '81	16-16
68	Carter, Rubin	NT	6-0	256	12/12/52	12	Miami (Fla.)	Fort Lauderdale, Fla.	D5b '75	16-16
79	Chavous, Barney	DE	6-3	258	3/22/51	14	So. Carolina St.	Aiken, S.C.	D2 '73	16-15
59	Comeaux, Darren	LB	6-1	227	4/15/60	5	Arizona State	San Diego, Calif.	FA '82	11-0
63	Cooper, Mark	G/T	6-5	267	2/14/60	4	Miami (Fla.)	Miami, Fla.	D2 '83	15-2
55	Dennison, Rick	LB	6-3	220	6/22/58	5	Colorado State	Fort Collins, Colo.	FA '82	15-7
7	Elway, John	QB	6-3	212	6/28/60	4	Stanford	Los Angeles, Calif.	Trade '83	16-16
73	Fletcher, Simon	DE	6-5	250	2/18/62	2	Houston	Bay City, Tex.	D2b '85	16-1
43	Foley, Steve	S	6-2	190	11/11/53	11	Tulane	New Orleans, La.	D8 '75	12-11
62	Freeman, Mike	G	6-3	256	10/13/61	2	Arizona	Fountain Valley, Calif.	FA '84	0*
72	Graves, Marsharne	T	6-3	272	7/8/62	2	Arizona	San Francisco, Calif.	FA '84	0*
31	Harden, Mike	CB	6-1	192	2/16/58	7	Michigan	Detroit, Mich.	D5a '80	16-16
36	Haynes, Mark	CB	5-11	195	11/6/58	7	Colorado	Kansas City, Kan.	Trade '86	5/1
74	Hood, Winford	G	6-3	262	3/29/62	3	Georgia	Atlanta, Ga.	D8a '84	16-3
60	Howard, Paul	G	6-3	260	9/12/50	13	Brigham Young	Central Valley, Calif.	D3a '73	16-15
98	Hunley, Ricky	LB	6-2	238	11/11/61	3	Arizona	Petersburg, Va.	Trade '84	16-2
25	Hunter, Daniel	CB	5-11	175	9/1/62	2	Henderson St.	Arkadelphia, Ark.	FA '85	16-0
57	Jackson, Tom	LB	5-11	220	4/4/51	14	Louisville	Cleveland, Ohio	D4 '73	12-5

86	Johnson, Butch	WR	6-1	187	5/28/54	11	Cal-Riverside	Los Angeles, Calif.	Trade '84	16-8
82	Johnson, Vance	WR	5-11	185	3/13/63	2	Arizona	Tucson, Ariz.	D2a '85	16-7
75	Jones, Rulon	DE	6-6	260	3/25/58	7	Utah State	Ogden, Utah	D2 '80	16-16
3	+Karlis, Rich	K	6-0	180	5/23/59	5	Cincinnati	Salem, Ohio	FA '82	16-0
88	Kay, Clarence	TE	6-2	237	7/30/61	3	Georgia	Seneca, S.C.	D7 '84	16-16
71	Kragen, Greg	NT	6-3	255	3/4/62	2	Utah St.	Pleasanton, Calif.	FA '85	16-1
8	Kubiak, Gary	QB	6-0	192	8/15/61	4	Texas A & M	Houston, Tex.	D8 '83	16-0
33	Lang, Gene	RB	5-10	196	3/15/62	3	Louisiana State	Pass Christian, Miss.	D11 '84	12-2
76	Lanier, Ken	T	6-3	269	7/8/59	6	Florida State	Columbus, Ohio	D5 '81	16-16
22	Lilly, Tony	S	6-0	199	2/16/62	3	Florida	Woodbridge, Va.	D3 '84	16-5
67	Mills, Jim	T	6-9	281	9/31/61	3	Hawaii	Vancouver, B.C.	Trade '86	0*
77	Miraldi, Dean	G/T	6-5	285	4/8/58	5	Utah	Rosemead, Calif.	FA '85	10-0
1	+Norman, Chris	P	6-2	230	9/1/60	4	Minnesota	Edina, Minn.	D12 '83	16-9
34	Poole, Nathan	RB	5-9	212	12/17/56	6	South Carolina	Albany, Ga.	FA '84	16-0
48	Robbins, Randy	S	6-2	189	9/14/62	3	Louisville	Albany, Ga.	FA '85	3-0*
50	Ryan, Jim	LB	6-1	218	5/18/57	8	Arizona	Alexander City, Ala.	D4 '84	10-1
84	Sampson, Clint	WR	5-11	183	1/4/61	4	William and Mary	Casa Grande, Ariz.	FA '79	16-14
30	Sewell, Steve	RB	6-3	210	4/2/63	2	San Diego State	Pennsauken, N.J.	D3 '83	16-0
56	Smith, Aaron	LB	6-2	225	8/10/62	6	Oklahoma	Los Angeles, Calif.	D1 '85	16-2
49	Smith, Dennis	S	6-3	200	2/3/59	6	Utah State	San Francisco, Calif.	D6 '84	0*
70	Studdard, Dave	T	6-4	260	11/22/55	8	So. California	Playa Del Rey, Calif.	D1 '81	13-12
61	Townsend, Andre	DE/NT	6-3	265	10/8/62	3	Texas	Santa Monica, Calif.	FA '79	16-15
81	Watson, Steve	WR	6-4	195	5/28/57	8	Mississippi	Pearsall, Tex.	D2 '84	16-1
47	Willhite, Gerald	RB	5-10	200	5/30/59	5	Temple	Aberdeen, Miss.	FA '79	16-15
45	Wilson, Steve	CB	5-10	195	8/24/57	8	San Jose State	Wilmington, Del.	D1 '82	15-4
23	Winder, Sammy	RB	5-11	203	7/15/59	5	Howard	Cordova, Calif.	FA '82	14-4
52	Woodard, Ken	LB	6-1	218	1/22/60	5	So. Mississippi	Durham, N.C.	D5 '82	14-12
87	Wright, Jim	TE	6-3	240	9/1/56	8	Tuskegee Inst.	Madison, Miss.	D10 '82	16-9
20	Wright, Louis	CB	6-3	200	1/31/53	12	Texas Christian	Detroit, Mich.	FA '80	16-12
							San Jose State	Brenham, Tex.	D1 '75	15-15

+ Option payout; subject to developments.

HOW THE BRONCOS WERE BUILT

Year	Draft	Trades	Free Agents/ Waivers
1973 7-5-2 2nd AFC West	DE Barney Chavous (2) G Paul Howard (3a) LB Tom Jackson (4)		
1975 6-8-0 2nd AFC West	CB Louis Wright (1) NT Rubin Carter (5b) FS Steve Foley (8)		
1977 12-2-0 1st, AFC West AFC Champions	C Billy Bryan (4)		
1979 10-6-0 2nd AFC West			LB Jim Ryan* T Dave Studdard** WR Steve Watson*
1980 8-6-0 4th AFC West	DE Rulon Jones (2) DB Mike Harden (5a) C/G Keith Bishop (6)		TE Jim Wright**
1981 10-6-0 2nd AFC West	SS Dennis Smith (1) T Ken Lanier (5) LB Steve Busick (7)		
1982 2-7-0 5th AFC West	RB Gerald Willhite (1) RB Sammy Winder (5) RB Ken Woodward (10)		LB Darren Comeaux* LB Rick Dennison** K Rich Karlis** CB Steve Wilson**
1983 9-7-0 3rd AFC West	G Mark Cooper (2) WR Clint Sampson (3) QB Gary Kubiak (8) LB/DE Karl Mecklenburg (12)	QB John Elway (from Baltimore)	
1984 13-3-0 1st AFC West	DE/NT Andre Townsend (2) FS Tony Lilly (3) SS Randy Robbins (4) LB Aaron Smith (6) (IR) TE Clarence Kay (7) T Winford Hood (8a) RB Gene Lang (11) (IR)	LB Ricky Hunley (from Cincinnati) WR Butch Johnson (from Houston)	G Mike Freeman* (IR) T Marshame Graves* (IR) P Chris Norman*
1985 11-5-0 2nd AFC West	RB Steve Sewell (1) WR Vance Johnson (2a) DE Simon Fletcher (2b) G Billy Hinson (5) (IR) CB Eric Riley (9) (IR)	TE Mike Barber (from L.A. Rams)	WR Al Hill (IR)** CB Daniel Hunter** NT Greg Kragen* T Dean Miraldi** RB Nathan Poole** WR Larry Willis* (IR)

Draft choices — 32

Trades — 4

Free agents — 17

IR—Injured reserve at the end of the 1985 season.

Number in parentheses after draft choices indicates the round in which the player was taken.

* — indicates player was a rookie free agent when he joined the Broncos.

** — indicates player was an NFL veteran or had been in other camps before joining the Broncos as a free agent.

Chi-2761 SD-4870 Buff-132 Hou-1150 SD-44 Clev-23	16th 6th T-24th 24th T-24th 28th	Chi-198 Chi-23 Chi-6 SF-11 Chi-236 Raid-73 Wash-134 Ind-14 Chi-4135 NYG-68 Chi-34 GB-25 Chi- +23	13th 11th T-5th T-16th T-9th 10th T-14th T-4th 13th 13th T-6th T-25th T-7th
Ind-2439 SD-4870 Buff-132 Hou-1150 SD-44 Clev-23	8th 4th T-12th 11th 13th 14th	NYJ-264 NYJ-30 Raid-7 NE-14 Raid-273 Pitt-273 Raid-73 Pitt-144 Ind-14 Raid-4603 Raid-65 KC-27 NE-24 NYJ- +13	7th 6th T-2nd T-6th T-5th 5th T-7th T-2nd 7th 5th T-3rd 13th T-4th
1851 3645 85 677 24 8		329 36 10 22 290 103 168 19 5179 47 24 12 +5	
Rushing yards Passing yards (net) Penalties Penalty yards Fumbles Fumbles lost		Points allowed Total TDs allowed Touchdowns rushing Touchdowns passing Total first downs Rushing Passing Penalty Total yards allowed Passer tackled Interceptions Fumbles recovered Takeaways-Giveaways	

TOP PERFORMANCES OF 1985

Individual

RUSHING — Attempts: Gerald Willhite, 24, at L.A. Raiders (11/24). Yards; Sammy Winder, 103, vs. Miami (9/29). **PASSING** — Percentage; John Elway, .650 on 13 of 20, at Kansas City (10/27). Yards; John Elway, 432, at Seattle (12/20). Touchdowns; John Elway, 4, vs. New Orleans (9/15). **RECEIVING** — Number; Steve Watson, 7, at L.A. Rams (9/8), Sammy Winder, 7, vs. New Orleans (9/15). **INTERCEPTIONS** — Dennis Smith, 3, vs. L.A. Raiders (11/24). Yards; Dennis Smith, 46, vs. L.A. Raiders (12/8). **KICKOFF RETURNS** — Number; Vance Johnson, 6, vs. Miami (9/29). Yards; Vance Johnson, 142, vs. Miami (9/29). **PUNT RETURNS** — Vance Johnson, 6, vs. Seattle (10/20). Yards; Gerald Willhite, 57, vs. Miami (9/29). **SCORING** — Rich Karlis, 14, at Atlanta (9/22). **TOUCHDOWNS** — Three players with two.

Team

TOTAL OFFENSE — 479 (94 rushing, 385 passing), at Seattle (12/20). **RUSHING** — 206 at Kansas City (10/27). **PASSING** — 385 at Seattle (12/20). **SCORING** — 44 at Atlanta (9/22). **TOTAL DEFENSE** — 237 at Indianapolis (10/13). **RUSHING DEFENSE** — 53 vs. Miami (9/29). **PASSING DEFENSE** — 77 vs. Seattle (10/20). **SCORING DEFENSE** — 10 at Kansas City, (10/27), 10 vs. Seattle (10/20), 10 at Indianapolis (10/13).

Longest Plays

RUN FROM SCRIMMAGE — Sammy Winder, 42, vs. New Orleans (9/15). **PASS PLAY** — John Elway to Butch Johnson, 65T, vs. New Orleans (9/15). **KICKOFF RETURN** — Gene Lang, 39, at Pittsburgh (12/1). **PUNT RETURN** — Vance Johnson, 38, at Indianapolis (10/13). **INTERCEPTION RETURN** — Mike Harden, 42T, at Pittsburgh (12/1). **PUNT** — Chris Norman, 61, vs. Seattle (10/20). **FIELD GOAL** — Rich Karlis, 48, vs. New Orleans (9/15).



GAME-BY-GAME REVIEW

LOS ANGELES RAMS 20, DENVER 16

ANAHEIM, CA., Sept. 8 — The Los Angeles Rams handed Denver its first opening-day loss in three years, winning 20-16. The Rams scored on their first possession with a 36-yard Mike Lansford field goal. Denver's Mike Harden recovered a Los Angeles fumble late in the first quarter, and that led to a 24-yard field goal by Rich Karlis. Later in the second period the Rams recovered a fumbled punt return and two plays later went up 10-3 on a two-yard pass from Dieter Brock to David Hill. On Denver's next possession, John Elway drove the Broncos 57 yards in four plays, scoring on a 28-yard pass to Butch Johnson. Karlis' extra point attempt hit the left upright, giving the Rams a 10-9 lead. Free safety Steve Foley's interception of a Brock pass on the Rams' next play led to a 25-yard touchdown pass from Elway to Clint Sampson that put Denver up 16-10 just before halftime. The Rams dominated play in the second half behind running back Charles White's 83 yards. Denver's Gene Lang fumbled on the Rams' 35-yard line early in fourth quarter and Los Angeles drove to the Broncos 16, scoring on a Lansford field goal of 33 yards. The Rams took the lead on their next possession, driving 80 yards in 11 plays and scoring on an eight-yard run by White with 1:57 left in the game. Denver, needing a touchdown to win the game, got as far as the Rams' 29 but failed to score.

Denver	0	16	0	0	—	16
Los Angeles	3	7	0	10	—	20

LA-Lansford 36 FG (9-25)	
Den-Karlis 24 FG (4-2)	
LA-Hill 2 pass from Brock (Lansford kick) (2-4)	
Den-B. Johnson 28 pass from Elway (kick failed) (4-57)	
Den-Sampson 25 pass from Elway (Karlis kick) (5-52)	
LA-Lansford 33 FG (10-34)	
LA-White 8 run (Lansford kick) (11-80)	
Attendance — 52,522	

Team Statistics

	Den	LA
First Downs	13	19
Rushes-yards	18-63	37-147
Passing yards	214	138
Sacks by-yards	4-36	2-15
Return yards	137	85
Passes	39-18-1	29-16-2
Punts	7-41.4	5-39.6
Fumbles-lost	2-2	2-1
Penalties-yards	8-46	4-25
Time of Possession	23:35	36:25

INDIVIDUAL STATISTICS

Denver

RUSHING — Winder 13-55, Elway 1-7, Willhite 1-6, Lang 3-(-5). **PASSING** — Elway 18-38-1, 229 yards, Willhite 0-1-0. **RECEIVING** — Winder 2-13, Lang 1-8, Watson 7-84, B. Johnson 3-57, J. Wright 1-11, Sampson 1-25, Sewell 1-8, Willhite 2-23.

Los Angeles

RUSHING — Brock 4-8, Redden 13-46, Guman 2-10, White 18-83. **PASSING** — Brock 16-29-2, 174 yards. **RECEIVING** — Redden 1-5, D. Hill 4-41, Hunter 4-56, Ellard 3-38, Guman 2-21, Cain 1-1, White 1-12.

DENVER 34, NEW ORLEANS 23

DENVER, CO., Sept. 15 — Denver evened its 1985 record at 1-1 with a 34-23 victory over the New Orleans Saints before 74,488 fans at Mile High Stadium. Denver was led on offense by John Elway, who threw for 353 yards and four touchdowns, and on defense by Karl Mecklenburg, who recorded four of Denver's six quarterback sacks. The Broncos opened the scoring five minutes into the contest on a 65-yard flea-flicker touchdown pass from Elway to wide receiver Butch Johnson. Denver mounted a six-play, 67-yard drive late in the first period and scored on a 26-yard Elway to Clint Sampson pass with only 12 seconds gone in the second quarter. Later in the period the Broncos, buoyed by a 33-yard pass interference penalty, scored again on an Elway pass, this one to running back Gene Lang from ten yards out. New Orleans took only two plays to move the ball 65 yards as the Saints scored on a 39-yard pass from Dave Wilson to Jeff Groth. The extra point failed, leaving the score at 21-6 in favor of Denver. Kicker Rich Karlis nailed a 43-yard field goal on the last play of the first half to give Denver a 24-6 advantage at halftime. A New Orleans field goal early in the third quarter narrowed the Bronco lead to 24-9, but Elway engineered a drive covering 80 yards in six plays that culminated in a two-yard touchdown pass to Clarence Kay. The Saints scored two more touchdowns but managed only two first downs in the game's final ten minutes as Denver's defense stymied their comeback attempt.

New Orleans	0	6	10	7	—	23
Denver	7	17	7	3	—	34

Den-B. Johnson 65 pass from Elway (Karlis kick) (2-72)
 Den-Sampson 26 pass from Elway (Karlis kick) (6-67)
 Den-Lang 10 pass from Elway (Karlis kick) (6-59)
 NO-Groth 39 pass from Wilson (kick failed) (2-65)
 Den-Karlis 43 FG (8-54)
 NO-Andersen 55 FG (7-35)
 Den-Kay 2 pass from Elway (Karlis kick) (6-80)
 NO-Hardy 13 pass from Wilson (Andersen kick) (5-33)
 Den-Karlis 48 FG (6-7)
 NO-Gajan 3 run (Andersen kick) (5-85)
 Attendance - 74,488

Team Statistics	NO	Den
First downs	17	22
Rushes-yards	27-107	24-105
Passing yards	235	327
Sacks by-yards	3-26	6-45
Return yards	167	46
Passes	30-18-0	44-28-1
Punts	5-45.6	6-43.2
Fumbles-lost	1-1	1-1
Penalties-yards	6-81	10-75
Time of possession	28:03	31:57

INDIVIDUAL STATISTICS

New Orleans

RUSHING — Campbell 14-41, Gajan 9-62, W. Wilson 2-1, D. Wilson 1-0, Goodlow 1-3. **PASSING** — D. Wilson 18-30-0, 280 yards. **RECEIVING** — Brenner 3-54, Gajan 5-65, W. Wilson 1-8, Groth 2-51, Hardy 4-63, Martin 2-19, Goodlow 1-20.

Denver

RUSHING — Winder 17-92, Elway 3-2, V. Johnson 2-3, Willhite 2-8. **PASSING** — Elway 28-43-1, 353 yards; Willhite 0-1-0. **RECEIVING** — Winder 7-35, Willhite 2-6, J. Wright 5-57, Watson 3-24, Sampson 2-37, B. Johnson 3-94, Lang 1-10, V. Johnson 3-71, Kay 2-19.

DENVER 44, ATLANTA 28

ATLANTA, GA., Sept. 22 — Denver scored 17 points in the first quarter to break open a close game and capture a 44-28 victory over the Atlanta Falcons. The Broncos scored five plays into their first possession of the game on an electrifying 63-yard pass from John Elway to rookie Vance Johnson. The Falcons tied the score six minutes later when linebacker John Rade intercepted an Elway pass and returned it 38 yards for a touchdown. Denver jumped ahead early in the second quarter on a 17-yard pass from Elway to Clint Sampson but Atlanta mounted a 15-play, 75-yard drive on their next possession, scoring on a one-yard run by Gerald Riggs. The Broncos answered back with a scoring drive of their own. Elway hit Steve Watson on Atlanta's one-yard line for a 47-yard gain, and Sammy Winder ran it in on the next play to give the Broncos a 21-14 halftime lead. Atlanta quarterback Steve Bartkowski fired a 62-yard touchdown pass to Billy Johnson on the first play of the third period to tie the score at 21-21. Denver's next two possessions resulted in Rich Karlis field goals of 42 and 25 yards. The Falcons moved ahead 28-27 on the last play of the third quarter on another Bartkowski to Johnson touchdown pass, this one from six yards out. Denver got the ball three times in the fourth quarter and scored on every possession. First, Gene Lang powered his way over for a two-yard TD to put the Broncos into the lead for good. Lang finished the day with 77 yards on 17 carries, both career highs. The Orange Crush stopped Atlanta on a fourth down and five from the Denver 42, and the ensuing drive by Denver resulted in a 47-yard field goal by Rich Karlis. Denver's Steve Wilson, who started his third straight game because of injuries in the secondary, recovered a Stacey Bailey fumble on the Atlanta 41 with just five minutes left in the game. Elway engineered a 59-yard, nine-play drive and threw his third TD pass of the day, his ninth of the year, this one a 31-yard aerial to Butch Johnson. Elway's 291 passing yards on the day gave him 873 yards in just the first three games.

Denver	7	14	6	17	—	44
Atlanta	7	7	14	0	—	28

Den-V. Johnson 63 pass from Elway (Karlis kick) (5-81)
 Atl-Rade 38 interception return (Luckhurst kick)
 Den-Sampson 17 pass from Elway (Karlis kick) (9-61)
 Atl-Riggs 1 run (Luckhurst kick) (15-75)
 Den-Winder 1 run (Karlis kick) (11-68)
 Atl-B. Johnson 62 pass from Bartkowski (Luckhurst kick) (1-62)
 Den-Karlis 42 FG
 Den-Karlis 25 FG
 Atl-B. Johnson 6 pass from Bartkowski (Luckhurst kick) (4-39)
 Den-Lang 2 run (Karlis kick) (4-67)
 Den-Karlis 47 FG
 Den-B. Johnson 31 pass from Elway (Karlis kick) (9-59)
 Attendance - 37,903

Team Statistics	Den	Atl
First downs	27	16
Rushes-yards	39-148	27-100
Passing yards	280	233
Sacks by-yards	4-38	2-11
Return yards	113	233
Passes	38-19-2	32-19-1
Punts	3-40.0	6-42.0
Fumbles-lost	1-0	2-1
Penalties-yards	7-41	6-103
Time of Possession	31:41	28:19

INDIVIDUAL STATISTICS

Denver

RUSHING — Lang 17-77, Winder 14-31, Elway 6-32, V. Johnson 1-5, Willhite 1-3. **PASSING** — Elway 19-38-2, 291 yards. **RECEIVING** — Lang 3-25, Winder 3-12, Watson 4-81, V. Johnson 4-96, B. Johnson 2-41, Willhite 1-3, Sampson 2-33.

Atlanta

RUSHING — Austin 1-3, Bartkowski 1-5, Riggs 22-69, J. Washington 3-23. **PASSING** — Bartkowski 16-27-1, 226 yards, Archer 3-5-0, 45 yards. **RECEIVING** — Riggs 1-7, B. Johnson 7-110, Brown 4-81, Bailey 2-37, Allen 1-5, Matthews 1-8.

MIAMI 30, DENVER 26

DENVER, CO., Sept. 29 — The Miami Dolphins beat Denver 30-26 in the first meeting of the two AFC teams in Mile High Stadium since 1971. The game, which was hyped as the first John Elway-Dan Marino duel, was played in 29-degree weather before a national television audience. Denver got the first big break of the game when Rulon Jones recovered a Miami fumble on the Dolphins' 25-yard line with five minutes left in the first quarter. Gene Lang ran for a 10-yard touchdown on the fifth play of Denver's drive. Miami struck back quickly on its next possession when Dan Marino hit receiver Nat Moore on the Denver 42 and he ran it in for the tying score. After the next Denver drive stalled on the Broncos 12-yard line, Miami got the ball on the Denver 43 and moved it into position for a 40-yard Fuad Revez field goal. After an exchange of punts, Elway took the Broncos 82 yards in eight plays with Sammy Winder scoring on a seven yard run to put Denver up 14-10. Miami added a field goal on its next drive and then grabbed the lead with 35 seconds remaining in the half on a 24-yard pass from Marino to Joe Rose. Denver got the ball with 0:29 left on the clock and, aided by an interference penalty, moved within field goal range. Rich Karlis missed on his first attempt but a Miami penalty gave him a second chance and he was successful from 43 yards out. The Broncos moved into the lead 23-20 after a one-yard run by Sammy Winder, which came at the end of a 10-play, 82-yard drive to open the second half. The extra point attempt failed. Marino threw his third TD pass of the day several minutes later, coming on a 46-yard catch-and-run by Vince Heflin, and then the Dolphins went up 30-23 on another Revez field goal. Denver had the ball twice in the game's final six minutes but could manage only a field goal on the first possession and Miami's Bud Brown intercepted an Elway pass to end Denver's last threat.

Miami	7	13	7	3	—	30
Denver	7	10	6	3	—	26

Den-Lang 10 run (Karlis kick) (5-25)
 Mia-N. Moore 69 pass from Marino (Revez kick) (3-73)
 Mia-Revez 40 FG (6-24)
 Den-Winder 7 run (Karlis kick) (8-82)
 Mia-Revez 24 FG
 Mia-Rose 24 pass from Marino (Revez kick) (7-75)
 Den-Karlis 43 FG (4-53)
 Den-Winder 1 run (kick failed) (10-82)
 Mia-Heflin 46 pass from Marino (Revez kick) (7-75)
 Mia-Revez 27 FG (8-40)
 Den-Karlis 34 FG (10-56)
 Attendance - 73,614

Team Statistics	Mia	Den
First downs	19	23
Rushes-yards	22-53	31-169
Passing yards	365	226
Sacks by-yards	3-24	3-25
Return yards	132	223
Passes	43-25-0	38-18-1
Punts	7-45.0	8-41.0
Fumbles-lost	1-1	2-1
Penalties-yards	4-41	9-93
Time of possession	29:59	30:01

INDIVIDUAL STATISTICS

Miami

RUSHING — Nathan 14-38, Bennett 2-9, Davenport 2-5, Hampton 3-3, Marino 1-(-2). **PASSING** — Marino 25-43-0, 390 yards. **RECEIVING** — Nathan 10-120, Rose 3-49, Davenport 1-(-3), Moore 5-109, Clayton 1-20, Hardy 3-28, Heflin 2-57.

Denver

RUSHING — Winder 20-103, Lang 6-30, Elway 4-32, V. Johnson 1-4. **PASSING** — Elway 18-37-1, 250 yards, Willhite 0-1-0. **RECEIVING** — Sewell 1-13, Kay 4-33, B. Johnson 2-58, Watson 4-67, Lang 2-29, V. Johnson 2-17, Sampson 1-14, Willhite 2-19.

DENVER 31, HOUSTON 20

DENVER, CO., Oct. 6 — Denver was never threatened as the Broncos beat Houston 31-20 in a mistake-filled game that saw the Oilers set a new National Football League record for penalty yards. Denver scored first with 5:04 left in the first quarter on a 37-yard field goal by Rich Karlis. On the Broncos' next series they drove to the Houston one-yard line, with Sammy Winder taking it in from there. Houston kicked a field goal early in the second period but Denver came back minutes later to score on a flea flicker — John Elway handed off to Winder, who handed off to Butch Johnson, who pitched the ball back to Elway, and he threw a 41-yard touchdown strike to Steve Watson to give the Broncos a 17-3 halftime lead. Elway drove the Broncos 62 yards on their first possession of the second half and Denver upped its lead to 24-3 on a six-yard TD pass from Elway to Clarence Kay. Houston quarterback Warren Moon hit Butch Woolfolk for a 69-yard TD on a third and 10 play on the Oilers next series. The Broncos, aided by two Houston penalties, drove down the field again and Elway threw his third TD pass of the day, this one to Vance Johnson from 29 yards out. Houston kicked another field goal late in the third quarter and added another touchdown in the fourth, a seven yard pass from Mike Moroski to wide receiver Drew Hill for the game's final points. Houston was penalized 15 times for 188 yards in the contest that also saw John Elway throw three interceptions along with his three touchdown passes.

Houston	0	3	10	7	—	20
Denver	10	7	14	0	—	31

Den-Karlis 37 FG (7-10)
Den-Winder 1 run (Karlis kick) (7-68)
Hou-Zendejas 27 FG (10-57)
Den-Watson 41 pass from Elway (Karlis kick) (4-81)
Den-Kay 6 pass from Elway (Karlis kick) (6-25)
Hou-Woolfolk 67 pass from Moon (Zendejas kick) (3-67)
Den-V. Johnson 29 pass from Elway (Karlis kick) (6-80)
Hou-Zendejas 25 FG (5-20)
Hou-Hill 7 pass from Moroski (Zendejas kick) (14-83)
Attendance — 74,699

Team Statistics

	Hou	Den
First downs	18	31
Rushes-yards	28-120	37-121
Passing yards	201	241
Return yards	133	71
Passes	32-19-0	35-17-3
Punts	7-45.0	2-47.0
Fumbles-lost	0-0	3-0
Penalties-yards	15-188	4-30
Time of Possession	29:43	30:17

INDIVIDUAL STATISTICS

Houston

RUSHING — Moriarty 10-37, Woolfolk 4-23, Rozier 6-22, Edwards 2-13, Moon 4-10, Tasker 1-13, Moroski 1-2. **PASSING** — Moon 8-17-0, 122 yards, Moroski 11-15-0, 115 yards. **RECEIVING** — Woolfolk 8-124, Moriarty 2-4, Williams 4-72, Hill 2-16, Rozier 1-5, Dressel 1-2, Tasker 1-14.

Denver

RUSHING — Winder 20-56, Elway 5-24, Lang 10-25, V. Johnson 1-14, Willhite 1-2. **PASSING** — Elway 17-35-3, 256 yards. **RECEIVING** — Sampson 2-47, Willhite 4-50, Watson 3-60, B. Johnson 2-26, Winder 1-5, Kay 3-29, V. Johnson 1-29, J. Wright 1-10.

DENVER 15, INDIANAPOLIS 10

INDIANAPOLIS, IN., Oct. 13 — The Orange Crush defense held Indianapolis to 12 first downs and 237 total yards as Denver beat the Colts 15-10 in the Hoosier Dome. Denver moved into a position to score first with a little over three minutes left in the opening period but Rich Karlis's 43-yard field goal attempt sailed wide right. The Broncos got the ball back four plays later and John Elway hit Clint Sampson on a 45-yard pass to the Colts one-yard line, setting up a touchdown plunge by Sammy Winder. The extra point attempt failed, giving Denver a 6-0 lead going into the second quarter. Both teams added field goals in the period and Denver led 9-3 at halftime. Cornerback Louis Wright intercepted a Mike Pagel pass midway through the third

quarter and the Broncos embarked on a 12-play, 60-yard drive that was punctuated by a 30-yard Rich Karlis field goal. Roger Jackson forced a fumble on the ensuing kickoff and Tony Lilly recovered for Denver. Elway, whose scrambling gave the Indianapolis defense fits all day, set up another Karlis field goal with a 22-yard jaunt to the Colts' four-yard line. Indianapolis pulled within five points of Denver, 15-10, on a 19-yard touchdown pass from Mike Pagel to Matt Bouza with 14:03 left in the game. The Colts got the ball back when Eugene Daniel picked off an Elway pass and returned it to the Denver 49. Four plays later Pagel was sacked by Karl Mecklenburg and fumbled, with Rulon Jones recovering for Denver. The Broncos drove to the Indy 12-yard line but Karlis was wide on a 28-yard field goal attempt. Indianapolis then mounted an 11-play drive but gave up the ball on downs with just 26 seconds remaining in the game.

Denver	6	3	3	3	—	15
Indianapolis	0	3	0	7	—	10

Team Statistics

	Den	Ind
First downs	20	12
Rushes-yards	36-128	28-120
Passing yards	223	117
Return yards	135	139
Passes	36-17-1	30-14-1
Punts	5-40.8	5-56.2
Fumbles-lost	2-0	2-2
Penalties-yards	3-20	3-20
Time of possession	33:36	26:24

INDIVIDUAL STATISTICS

Denver

RUSHING — Winder 22-65, V. Johnson 2-3, Lang 5-8, Elway 6-49, Willhite 1-3. **PASSING** — Elway 17-36-1, 239 yards. **RECEIVING** — Winder 5-63, Willhite 4-48, Sampson 1-45, V. Johnson 4-41, Watson 3-42.

Indianapolis

RUSHING — McMillan 18-53, Bentley 6-15, Pagel 4-52. **PASSING** — Pagel 14-30-1, 140 yards. **RECEIVING** — Bouza 2-40, McMillan 3-11, Boyer 3-20, Butler 2-24, Bentley 1-6, Martin 1-16, Beach 2-23.

DENVER 13, SEATTLE 10 (OT)

DENVER, CO., Oct. 20 — Rich Karlis kicked a 24-yard field goal with 5:41 left in overtime to give Denver a 13-10 win over division-rival Seattle. Denver's defense turned in a stellar performance with three interceptions and five quarterback sacks. The Orange Crush limited the Seahawks to just 77 yards passing in the game. Sammy Winder scored the game's first points on the ninth play of Denver's initial drive on a 36-yard run. Rich Karlis attempted three field goals in the second quarter but the first one was blocked and the other two (from 52 and 56 yards) were no good, giving Denver a slim 7-0 lead at halftime. Seahawk quarterback Dave Krieg fumbled on the first play of the third quarter and Karl Mecklenburg recovered for Denver but the Bronco offense could not advance the ball. Tony Lilly, starting in place of the injured Steve Foley, intercepted a Krieg pass on Seattle's next drive and, with the ball on Seattle's 28, Rick Karlis nailed a 45-yard field goal to put Denver up 10-0. After an exchange of punts, Seattle embarked on an eight-play, 56-yard drive behind the running of Curt Warner, who gained 25 of his 136 yards on the series. Krieg completed the drive with a nine-yard touchdown pass to Steve Largent, who kept his consecutive games with a reception streak alive with the catch. Seattle tied the score at 10-10 midway through the fourth quarter on a 39-yard Norm Johnson field goal. Denver did not move into scoring position and Mike Harden intercepted a Seattle pass to end the Seahawks' only drive in regulation play. Neither team was able to move the ball in their first two overtime possessions and Seattle's third series turned out to be disastrous. Krieg was sacked on first down by Barney Chavous and on second down by safety Dennis Smith. On a third and 18 from the Seattle 11, Krieg rolled left and threw a pass that was intercepted by Denver's Daniel Hunter, who returned it 20 yards to the Seattle 15. The Broncos moved the ball to the Seattle six and on fourth down, Karlis kicked the winning field goal.

SAN DIEGO 30, DENVER 10

SAN DIEGO, CA., Nov. 3 — Dan Fouts passed for 302 yards and Gary Anderson rushed for 116 yards as the San Diego Chargers thumped Denver 30-10. Fouts hit Wes Chandler for a 19-yard TD on the last play of the first quarter to give the Chargers a 7-0 lead. San Diego added a field goal on its next drive as Denver responded with two missed field goals. A John Elway interception led to the next Charger TD, an eight-yard pass from Fouts to Chandler. Rich Karlis kicked a 36-yard field goal on the last play of the half to make the score 17-3. Cornerback Steve Wilson intercepted a pass on San Diego's first series of the second half and the Broncos mounted their first lengthy drive of the day. Elway led the team to the Charger 13, and on a third-and-eight he passed to Gerald Willhite, who was hit and fumbled into the end zone. San Diego recovered and marched 80 yards in seven plays to score on a 16-yard run by USFL refugee Gary Anderson. Denver's next drive ended with an interception as Elway tried to throw a screen pass on a third-and-42 from the Bronco 10. Five plays later, Bob Thomas put San Diego up 27-3 with a 35-yard field goal. The Broncos scored midway through the fourth on a 54-yard TD pass from Gary Kubiak to Steve Sewell and San Diego added another field goal to close out the scoring.

Denver	0	3	0	7	—	10
San Diego	7	10	7	6	—	30

SD-Chandler 19 pass from Fouts (Thomas kick) (9-70)
SD-Thomas 36 FG (10-54)
SD-Chandler 9 pass from Fouts (Thomas kick) (6-47)
Den-Karlis 36 FG (7-54)
SD-Anderson 16 run (Thomas kick) (7-80)
SD-Thomas 35 FG (4-33)
Den-Sewell 54 pass from Kubiak (Karlis kick) (4-80)
SD-Thomas 18 FG (10-41)
Attendance — 57,312

Team Statistics	Den	SD
First downs	17	24
Rushes-yards	15-64	36-145
Passing yards	231	285
Sacks by-yards	2-17	4-45
Return yards	113	52
Passes	39-21-2	34-23-2
Punts	5-48.4	2-42.0
Penalties-yards	5-42	11-80
Time of possession	25:08	34:52

INDIVIDUAL STATISTICS

Denver

RUSHING — Winder 9-27, Sewell 2-9, Willhite 1-1, Elway 3-27. **PASSING** — Elway 20-35-2, 222 yards, Kubiak 1-4-0, 54 yards. **RECEIVING** — Kay 3-43, Winder 5-19, J. Wright 2-25, Watson 4-82, Willhite 3-27, Sewell 2-63, B. Johnson 1-11, Lang 1-6.

San Diego

RUSHING — Spencer 4-8, Anderson 22-116, James 4-15, McGee 4-11, Herrmann 2-(-5). **PASSING** — Fouts 23-34-2, 302 yards. **RECEIVING** — Anderson 4-42, Siever 5-48, James 3-64, Chandler 6-84, Joiner 5-64.

DENVER 17, SAN FRANCISCO 16

DENVER, CO., Nov. 11 — Rich Karlis kicked a 24-yard field goal with 1:27 left on the clock to clinch Denver's Monday night victory over the Super Bowl champion 49ers. The game was played in 20-degree weather and a light fog hung over sold-out Mile High Stadium. After a one-yard San Francisco punt midway through the first period, Denver drove for a score with John Elway throwing a three-yard TD pass to Gene Lang. Later in the quarter, San Francisco got on the scoreboard with a 26-yard Ray Wersching field goal. After an exchange of punts Elway led an impressive drive that featured a 50-yard flea-flicker bomb to Vance Johnson, who had been placed into the starting line-up for the game. Three plays after that pass, Elway threw his second TD pass of the night, this one for six yards to Steve Watson. On the Broncos' next series, punter Chris Norman snared in a high snap but was tackled on the Denver four-yard line. The Orange Crush held a valiant goal-line stand as San Francisco failed to score on four tries. The 49ers embarked on a nine-play 59-yard drive near the end of the first half when the game took a bizarre twist. As Wersching was about to attempt a field goal from the Denver 10, a snowball landed near holder Matt Cavanaugh, who bobbled the snap and threw an incomplete pass to end the scoring threat. The 49ers cut Denver's lead to 14-10 early in the third quarter on a 13-yard Joe Montana to Mike Wilson pass. On the Broncos' next play from scrimmage, Elway passed to Vance Johnson, but he deflected the ball into the hands of Ronnie Lott. Montana drove the 49ers into field goal range and Wersching's 22-yard effort pulled San Francisco within one point of Denver. The Broncos ran almost six minutes off the clock on their next series but San Francisco staged a goal-line stand and held Denver out of the end zone. San Francisco drove 35 yards in six plays midway through the final period and grabbed the lead on another Wersching field goal, this one from 45 yards with only 3:46 left in the game. Denver was faced with a third-and-13 from its own 27 on the

Seattle	0	0	7	3	0	—	10
Denver	7	0	3	0	3	—	13

Den-Winder 36 run (Karlis kick) (9-80)
Den-Karlis 45 FG (4-2)
Sea-Largent 9 pass from Krieg (Johnson kick) (8-56)
Sea-Johnson 39 FG (11-46)
Den-Karlis 24 FG (4-9)
Attendance — 74,899

Team Statistics	Sea	Den
First downs	17	14
Rushes-yards	37-172	32-103
Passing yards	77	143
Sacks by-yards	4-23	5-38
Return yards	77	135
Passes	32-9-3	44-22-0
Punts	9-45.3	11-47.0
Fumbles-lost	3-2	3-0
Penalties-yards	6-48	5-41
Time of Possession	34:26	34:53

INDIVIDUAL STATISTICS

Seattle

RUSHING — Warner 27-136, Hughes 6-29, Krieg 3-1, Morris 1-6. **PASSING** — Krieg 9-32-3, 115 yards. **RECEIVING** — Young 2-31, Warner 3-17, Skansi 1-26, Franklin 1-24, Largent 1-9, Hughes 1-8.

Denver

RUSHING — Lang 9-28, Winder 16-69, Sewell 4-3, Elway 2-2, Willhite 1-1. **PASSING** — Elway 22-43-0, 166 yards, Willhite 0-1-0. **RECEIVING** — Winder 3-9, Sampson 1-13, J. Wright 4-37, Kay 1-13, Willhite 4-40, V. Johnson 3-10, Watson 2-19, B. Johnson 1-12, Sewell 3-13.

DENVER 30, KANSAS CITY 10

KANSAS CITY, MO., Oct. 27 — The Broncos captured a convincing 30-10 victory over the Chiefs in World Series-crazy Kansas City, with Denver playing well in all phases of the game. Bronco running backs Greg Lang, Gerald Willhite, and Steve Sewell (Sammy Winder had the flu) chewed up big yardage on Denver's first drive, which resulted in a one-yard TD run by Willhite. Denver's defense held Kansas City on its next drive and on fourth down, Randy Robbins blocked a Jim Arnold punt and the Broncos recovered on the Kansas City nine-yard line. The Broncos could not get the ball in the end zone and settled for a 24-yard field goal by Rich Karlis. Minutes later Denver drove 58 yards in nine plays and went up 17-0 on a one-yard plunge by Lang. Once again unable to move against the Orange Crush, the Chiefs punted, but this too was blocked by Robbins and Denver got the ball on the Kansas City 24. Six plays later Willhite ran around the left side for a 3-yard TD, giving the Broncos a 24-0 lead. The Chiefs scored on their next possession on a one-yard run by Ethan Horton, capping an 11-play, 75-yard drive. John Elway passed on nine of 14 plays on Denver's next drive, which was punctuated with a Karlis field goal of 23 yards, giving the Broncos a 27-7 halftime lead. Kansas City added a field goal in the third quarter but was held out of the end zone for the rest of the game. Denver finished the scoring on a fourth-quarter field goal by Karlis, set up on a 26-yard run by Lang. The victory was Denver's fourth in a row, and it was the first time since 1979 that the Broncos came away from Kansas City with a victory.

Denver	10	17	0	3	—	30
Kansas City	0	7	3	0	—	10

Den-Willhite 1 run (Karlis kick) (10-52)
Den-Karlis 24 FG (4-2)
Den-Lang 1 run (Karlis kick) (9-58)
Den-Willhite 3 run (Karlis kick) (6-24)
KC-Horton 1 run (Lowery kick) (11-75)
Den-Karlis 23 FG (14-81)
KC-Lowery 33 FG (10-74)
Den-Karlis 19 FG (13-84)
Attendance — 68,248

Team Statistics	Den	KC
First downs	25	13
Rushes-yards	47-206	21-77
Passing yards	118	180
Sacks by-yards	2-15	2-5
Return yards	96	138
Passes	21-14-0	28-14-0
Punts	3-50.7	5-25.0
Fumbles-lost	0-0	0-0
Penalties-yards	1-5	4-25
Time of possession	36:52	23:08

INDIVIDUAL STATISTICS

Denver

RUSHING — Willhite 13-51, Lang 12-71, Sewell 2-64, Elway 2-16. **PASSING** — Elway 13-20-0, 116 yards, Kubiak 1-1-0, 7 yards. **RECEIVING** — V. Johnson 3-23, Lang 5-33, Watson 2-31, Barber 1-8, Kay 1-9, B. Johnson 1-12, J. Wright 1-7.

Kansas City

RUSHING — Horton 1-1, Heard 12-47, Pruitt 8-29. **PASSING** — Kenney 14-28-0, 195 yards. **RECEIVING** — Arnold 2-15, Pruitt 2-12, Carson 3-37, Marshall 1-20, King 1-8, Paige 2-60, Heard 3-43.

next drive when Elway threw a long pass intended for Watson, but the ball hit Dwight Hicks in the back and he was charged with a 42-yard face-guarding penalty. The 49er defense rose up again, but on a third-and-10, Elway eluded a blitzing Ronnie Lott and fired a strike to Watson, who ran to the San Francisco nine. Four plays later Karlis nailed the game-winning field goal. The victory was head coach Dan Reeves's fifth straight over a defending World Champion, and the Broncos continued their mastery over NFC teams on Monday night games.

San Francisco	0	3	10	3	—	16
Denver	7	7	0	3	—	17

Den-Lang 3 pass from Elway
(Karlis kick) (8-37)
SF-Wersching 26 FG (7-32)
Den-Watson 6 pass from Elway
(Karlis kick) (5-67)
SF-Wilson 13 pass from Montana
(Wersching kick) (4-68)
SF-Wersching 22 FG (8-35)
SF-Wersching 45 FG (6-35)
Den-Karlis 24 FG (9-63)
Attendance - 73,173

Team Statistics	SF	Den
First downs	16	18
Rushes-yards	29-138	35-121
Passing yards	203	215
Sacks by-yards	0-0	2-19
Return yards	94	128
Passes	41-17-0	42-20-1
Punts	8-33-9	7-31-9
Fumbles-lost	1-0	1-0
Penalties-yards	3-57	2-14
Time of Possession	26:23	33:37

INDIVIDUAL STATISTICS

San Francisco

RUSHING — Craig 22-117, Harmon 7-21. **PASSING** — Montana 17-40-0, 222 yards, Cavanaugh 0-1-0. **RECEIVING** — Rice 4-67, Clark 3-67, Harmon 3-12, Frank 1-14, Craig 3-21, Wilson 2-57, Francis 1-25.

Denver

RUSHING — Winder 8-51, V. Johnson 1-(-2), Norman 1-0, Lang 3-26, Elway 3-16, Willhite 9-30. **PASSING** — Elway 20-42-1, 215 yards. **RECEIVING** — Watson 5-61, Winder 1-3, Lang 1-3, V. Johnson 6-92, Sampson 2-23, J. Wright 1-9, Kay 2-25, Willhite 2-(-1).

DENVER 30, SAN DIEGO 24 (OT)

DENVER, CO., Nov. 17 — Louis Wright returned a blocked field goal 60 yards for a touchdown to give Denver a 30-24 overtime win over the San Diego Chargers, the second victory in overtime in 1985 for the Broncos. The game began with a return for a touchdown as the Chargers' Gary Anderson took the opening kickoff 98 yards to put San Diego up 7-0 with only 17 seconds gone in the game. The Chargers attempted to up their lead minutes later with a field goal but it was blocked by strong safety Dennis Smith. Denver recovered but was unable to move the ball. Louis Wright put a stop to the next San Diego drive with an interception of a Dan Fouts pass. Denver drove 44 yards in five plays with John Elway throwing a four-yard TD pass to Steve Watson to tie the game at 7-7. Safety Randy Robbins intercepted a pass on San Diego's next series, but Elway had a pass picked off three plays later. The Chargers converted the turnover into points on a six-yard pass from Fouts to Lionel James. San Diego attempted another field goal in the first half but it struck the upright. Two plays after Rich Karlis missed a field goal late in the third quarter, San Diego's Anderson fumbled and Rubin Carter recovered for Denver. The Broncos drove the ball to the San Diego two-yard line where Gene Lang ran it in. Fouts fumbled on San Diego's next play from scrimmage and Andre Townsend recovered for Denver on the Chargers' 19. Three plays later Lang ran it in from four yards out to give Denver a 21-14 lead. San Diego pulled closer on a 36-yard Bob Thomas field goal several minutes later. The Chargers blocked a Chris Norman punt with 2:27 left in the game and drove 24 yards in four plays to take the lead on a two-yard run by Tim Spencer. Denver got the ball back with 1:09 left in regulation, and after five passes and a run by Elway, Rich Karlis tied the game with only five seconds left. San Diego received the ball first in overtime and drove to the Denver 23. Dennis Smith broke through the line to block Bob Thomas's field goal attempt but the play was nullified because Denver had called a time out. When play resumed, Smith again blocked the field goal and it was recovered by Wright, who sprinted 60 yards to win the game for Denver. The Broncos became one of only four teams to win in overtime without ever being on offense.

San Diego	7	7	0	10	0	—	24
Denver	7	0	0	17	6	—	30

Team Statistics	SD	Den
First downs	22	21
Rushes-yards	35-95	25-91
Passing yards	245	240
Sacks by-yards	3-21	0-0
Return yards	185	176
Passes	45-23-2	50-28-2
Punts	4-47-8	7-32-3
Fumbles-lost	3-2	1-0
Penalties-yards	4-34	4-39
Time of possession	31:09	33:36

SD-Anderson 98 kickoff return (Thomas kick)	
Den-Watson 4 pass from Elway (Karlis kick) (6-44)	
SD-James 6 pass from Fouts (Thomas kick) (3-12)	
Den-Lang 2 run (Karlis kick) (4-14)	
Den-Lang 4 run (Karlis kick) (3-19)	
SD-Thomas 36 FG (9-61)	
SD-Spencer 2 run (Thomas kick) (4-24)	
Den-Karlis 34 FG (7-48)	
Den-L. Wright 60 blocked field goal return (no PAT attempt)	
Attendance - 74,376	

INDIVIDUAL STATISTICS

San Diego

RUSHING — Spencer 7-18, Anderson 11-16, James 15-64, Fouts 2-(-3). **PASSING** — Fouts 23-45-2, 245 yards. **RECEIVING** — James 11-93, Anderson 2-12, Winslow 4-64, Joiner 3-32, Chandler 2-28, Sievers 1-16.

Denver

RUSHING — Lang 15-51, Winder 2-4, Willhite 4-20, Sewell 2-8, Elway 2-8. **PASSING** — Elway 28-50-2, 261 yards. **RECEIVING** — Lang 5-45, J. Wright 4-38, V. Johnson 4-48, Watson 4-37, Willhite 3-5, Sewell 3-23, Kay 3-38, Sampson 1-18, Winder 1-9.

LOS ANGELES RAIDERS 31, DENVER 28 (OT)

LOS ANGELES, CA., Nov. 24 — Chris Bahr of the Raiders kicked a 32-yard field goal to give his team a 31-28 overtime victory over Denver. John Elway engineered a long Denver drive midway through the first quarter and the Broncos scored on a 16-yard pass from Elway to Steve Watson. The Raiders tied the score on their next play from scrimmage when Marcus Allen swept left, cut back to the middle, and was off on a 61-yard touchdown run. Allen finished the day with 173 yards on 24 carries. Denver's Vance Johnson fumbled the ensuing kickoff and the Raiders recovered on the Broncos' 28. Two plays later Steve Foley picked off a Marc Wilson pass and returned it to the Denver 22. The Broncos, relying mainly on Elway's arm, took the ball 78 yards in 16 plays, scoring on a nine-yard shovel pass to Gerald Willhite. Los Angeles roared back and scored on a 17-yard Wilson to Todd Christensen pass on the next series. Late in the second quarter the Broncos got the ball on the Raider 42 after the normally reliable Ray Guy shanked a 15-yard punt. Elway challenged Lester Hayes on the next two plays with an 11-yard pass to Watson and 25-yard pass to Vance Johnson that brought the ball to the Raider six. Then Elway rolled right and threw a cross-field pass to Clarence Kay for the Denver quarterback's third TD pass of the half. Mike Harden intercepted a Wilson pass on the next drive but two plays later Rich Karlis' 49-yard field goal attempt sailed wide right. The third quarter belonged to the Raiders as Denver managed only eight plays for 23 yards. Los Angeles scored on its first series of the half on a three-yard pass from Wilson to Trey Junkin. The Raiders got the ball back on a successful onside kick and they drove to the Denver one where Wilson bootlegged left for a score. Louis Wright made Denver's third interception of the day on the next Raider drive and returned it to the Broncos 44. Ten plays later Denver tied the score at 28-28 on a three-yard run by rookie Steve Sewell. Los Angeles had a chance to win the game in regulation but Chris Bahr missed a 40-yard field goal with one second left on the clock. The Broncos kicked off to the Raiders to open the third overtime period of the year for Denver. Three plays into the Raider drive Marc Wilson passed to Dokie Williams, who slipped several tackles and ran to the Denver 23. Five more yards were tacked on to the gain on a facemask penalty. Three plays later Bahr kicked the winning field goal.

Denver	7	14	0	7	0	—	28
Los Angeles	7	7	14	0	3	—	31

Den-Watson 16 pass from Elway
(Karlis kick) (11-74)
LA-Allen 61 run (Bahr kick) (1-61)
Den-Willhite 9 pass from Elway
(Karlis kick) (16-78)
LA-Christensen 17 pass from Wilson
(Bahr kick) (6-68)
Den-Kay 6 pass from Elway (Karlis kick) (4-42)
LA-Junkin 3 pass from Wilson
(Bahr kick) (8-58)
LA-Wilson 1 run (Bahr kick) (12-52)
Den-Sewell 3 run (Karlis kick) (10-56)
LA-Bahr 32 FG (6-66)
Attendance - 63,161

Team Statistics	Den	LA
First downs	25	21
Rushes-yards	37-153	32-201
Passing yards	138	223
Sacks by-yards	2-15	4-26
Return yards	102	177
Passes	32-19-0	34-16-3
Punts	7-39-7	6-35-0
Fumbles-lost	2-1	0-0
Penalties-yards	8-70	10-75
Time of possession	34:35	28:07

INDIVIDUAL STATISTICS

Denver

RUSHING — Willhite 24-85, Sewell 11-43, Elway 2-25. **PASSING** — Elway 19-32-0, 164 yards. **RECEIVING** — Watson 4-50, V. Johnson 3-49, J. Wright 3-18, Willhite 3-17, Sewell 3-4, Kay 2-17, Sampson 1-9.

Los Angeles

RUSHING — Allen 24-173, Wilson 4-19, Hawkins 3-7, King 1-2. **PASSING** — Wilson 16-34-3, 238 yards. **RECEIVING** — Allen 4-49, D. Williams 3-84, Christensen 3-30, Hester 2-27, Hawkins 2-8, King 1-37, Junkin 1-3.

DENVER 31, PITTSBURGH 23

PITTSBURGH, PA., Dec. 1 — Mike Harden returned an interception 42 yards for a touchdown to secure a Denver win over Pittsburgh. The interception capped a wild fourth quarter in which the two teams combined to score 35 points. The Steelers got on the scoreboard first with a 25-yard field goal early in the second quarter. Denver's Steve Wilson intercepted a pass on the next Pittsburgh series and returned it to the Denver 32. Five plays later John Elway threw a beautiful 24-yard pass to Clint Sampson to put Denver up 7-3. Rich Karlis kicked a 42-yard field goal at the 1:33 mark of the half to up Denver's lead to 10-3. Pittsburgh came right back and scored a field goal as time ran out in the half, and then pulled within one point of the Broncos early in the third quarter on another Gary Anderson field goal. Tony Lilly picked off an errant David Woodley pass early in the fourth quarter to start the final period fireworks. Denver drove 41 yards in six plays and took a 17-9 lead on a 12-yard run by Steve Sewell. Pittsburgh scored on its next series on a 31-yard pass from Woodley to Louis Lipps, and then took the lead minutes later when Mike Kerriweather intercepted an Elway pass and ran it in for a touchdown. Undaunted, Elway led the Broncos down the field throwing four straight passes, including two crucial aeriels to Watson and Clarence Kay. Sewell scored his second TD of the day on a 2-yard run with just 1:45 left in the game. Two plays into the Steelers' next drive, Harden stepped in front of a Woodley pass and scored the contest's final points. Denver did not give up a sack in the game and was led on defense by Karl Mecklenburg, who recorded his second four-sack performance of the year and played seven different defensive positions in the game.

Denver	0	10	0	21	—	31
Pittsburgh	0	6	3	14	—	23

Pitt-Anderson 25 FG (9-46)
Den-Sampson 24 pass from Elway
(Karlis kick) (5-68)
Den-Karlis 42 FG (7-31)
Pitt-Anderson 34 FG (9-57)
Pitt-Anderson 24 FG (7-48)
Den-Sewell 12 run (Karlis kick) (6-41)
Pitt-Lipps 31 pass from Woodley
(Anderson kick) (6-70)
Pitt-Merriweather 35 interception return
(Anderson kick)
Den-Sewell 2 run (Karlis kick) (7-58)
Den-Harden 42 interception return (Karlis kick)
Attendance - 56,797

Team Statistics	Den	Pitt
First downs	20	22
Rushes-yards	26-93	26-77
Passing yards	238	250
Sacks by-yards	6-33	0-0
Return yards	147	174
Passes	42-24-1	40-19-4
Punts	7-36-9	5-39-6
Fumbles-lost	1-0	2-0
Penalties-yards	4-41	3-45
Time of possession	32:14	27:46

INDIVIDUAL STATISTICS

Denver

RUSHING — Winder 11-39, Lang 4-7, Elway 2-3, Sewell 9-44. **PASSING** — Elway 24-41-1, 238 yards, V. Johnson 0-1-0. **RECEIVING** — V. Johnson 5-39, Kay 3-52, Winder 3-29, Sampson 4-36, Lang 4-21, Willhite 1-12, Watson 3-43, Sewell 1-6.

Pittsburgh

RUSHING — Abercrombie 11-21, Pollard 14-45, Woodley 1-11. **PASSING** — 19-40-4, 283 yards. **RECEIVING** — Erenburg 4-49, Stallworth 1-15, Lipps 3-60, Sweeney 8-119, Cunningham 1-4, Thompson 1-12, Gothard 1-24.

LOS ANGELES RAIDERS 17, DENVER 14 (OT)

DENVER, CO., Dec. 8 — Denver saw a 14-0 halftime lead dissolve into a nightmare on Eliot Street as the Raiders beat the Broncos in overtime for the second time in three weeks in a contest played before 75,042, the largest crowd in Mile High Stadium history. The loss all but eliminated Denver from the playoffs. Denver drove 77 yards in 16 plays on its first possession with the playoffs. The Raiders' Lester Hayes picked off an Elway eight passes on the drive. The Raiders' Lester Hayes picked off an Elway bomb several minutes later but the Los Angeles offense could not convert it in to a score. Denver's next series of downs ended with an interception as well, this one by Mike Haynes. The Raiders drove to the Denver eight but safety Dennis Smith intercepted a Marc Wilson pass in the end zone to stop the scoring threat. Minutes later Louis Wright halted another Raider drive with an interception. The Broncos then drove 71 yards in nine plays and scored on a one-yard plunge by Sammy Winder. Wilson fumbled on the Raiders' next play and Rulon Jones recovered for Denver with only 23 seconds left in the half. An interference penalty backed the Broncos to the Raider 18 and Rich Karlis's 35-yard field goal try sailed wide right as time ran out in the half. After Denver's opening drive of the third quarter stalled, the Raiders took only seven plays to move 63 yards and score on a three-yard Wilson to Todd Christensen. Elway was intercepted on the next Denver possession and the Raiders tied the score six plays later on a 15-yard run by Marcus Allen. Dennis Smith intercepted two more passes in regulation play but the Broncos could get no closer than their own 48 for the rest of the game. Denver won the overtime coin toss and elected to receive but wound up driving against a strong wind. Both teams traded punts and on Denver's third possession disaster struck. Elway was stripped of the ball and Greg Townsend recovered it on the Denver eight. Chris Bahr was sent into the game and kicked a 26-yard field goal to give the Raiders a 17-14 victory five minutes into overtime.

Los Angeles	0	0	14	0	3	—	17
Denver	7	7	0	0	0	—	14

Team Statistics	LA	Den
First downs	20	17
Rushes-yards	37-181	29-87
Passing yards	93	120
Sacks by-yards	3-38	0-0
Return yards	63	77
Passes	28-13-4	36-18-3
Punts	6-33-8	7-41-1
Fumbles-lost	2-1	2-1
Penalties-yards	9-106	9-85
Time of possession	30:57	33:58

INDIVIDUAL STATISTICS

Los Angeles

RUSHING — Hawkins 7-23, Allen 25-135, Wilson 5-23. **PASSING** — Wilson 13-28-4, 93 yards. **RECEIVING** — Christensen 6-53, Allen 5-21, Hester 1-14, Hawkins 1-5.

Denver

RUSHING — Winder 14-41, Elway 3-11, Sewell 11-33, Poole 1-2. **PASSING** — Elway 18-36-3, 158 yards. **RECEIVING** — V. Johnson 3-41, Kay 3-20, Watson 5-56, Sampson 3-22, J. Wright 2-14, Willhite 1-2, Sewell 1-3.

DENVER 14, KANSAS CITY 13

DENVER, CO., Dec. 14 — John Elway overcame a career-high five interceptions to lead the Broncos to a 14-13 win over the Chiefs in a nationally televised Saturday game. Elway's 301 passing yards were the high point in an otherwise lethargic performance from a Bronco team that was still feeling the effects of the bitter loss to the Raiders the week before. Kansas City scored first on a 32-yard field goal by Nick Lowery four minutes into the game. Denver took the ball all the way to the Kansas City three on the next possession but an interception foiled the Broncos' attempt for a touchdown. Later in the period Denver did score, driving 85 yards in 13 plays with Elway hitting Vance Johnson for an 11-yard touchdown pass. The Chiefs moved within one point of Denver on their first second-half possession when Lowery kicked another field goal. The next four Denver possessions ended with interceptions. The last pick-off led to a go-ahead Kansas City touchdown as Todd Blackledge threw a seven-yard TD pass to Stephon Paige with seven minutes left in the game. Denver got to the Kansas City seven on the next drive but Steve Sewell fumbled and the Chiefs recovered. Kansas City was unable to move the ball and punted to the Denver 41. Elway unleashed a 42-yard pass to Watson on the next play, bringing the Broncos to the Chiefs' 17. After a five-yard delay of game penalty, Elway passed for 12 yards to Vance Johnson. Five plays later Sammy Winder bulled in from the one to give the Broncos a slim 14-13 lead with 22 seconds remaining in the game. Ken Woodard intercepted a Blackledge pass to secure the win for Denver as time ran out. For the game, Vance Johnson caught six passes for 116 yards and Watson snared five passes for 97 yards, the two high yardage marks for the Broncos in 1985. Karl Mecklenburg's one sack in the game gave him 13 for the year, a new Bronco record.

Kansas City	3	0	3	7	—	13
Denver	0	7	0	7	—	14

KC-Lowery 32 FG (8-45)
 Den-V. Johnson 11 pass from Elway
 (Karlis kick) (13-85)
 KC-Lowery 41 FG (5-30)
 KC-Paige 7 pass from Blackledge
 (Lowery kick) (8-59)
 Den-Winder 1 run (Karlis kick) (8-59)
 Attendance - 69,209

Team Statistics	KC	Den
First downs	14	20
Rushes-yards	29-106	34-110
Passing yards	156	301
Sacks by-yards	0-0	3-27
Return yards	40	140
Passes	29-15-1	38-22-5
Punts	8-42.1	4-37.3
Fumbles-lost	0-0	2-1
Penalties-yards	1-5	2-15
Time of possession	27:45	32:15

INDIVIDUAL STATISTICS

Kansas City

RUSHING — Heard 14-56, Pruitt 11-35, Blackledge 2-8, Horton 2-7.
PASSING — Blackledge 14-26-1, 158 yards, Kenney 1-3-0, 25 yards.
RECEIVING — W. Arnold 1-10, Carson 6-92, Heard 3-13, Hancock 1-9, Marshall 1-10, Paige 3-49.

Denver

RUSHING — Winder 14-47, Sewell 15-59, Elway 5-4. **PASSING** — Elway 22-37-5, 301 yards, Sewell 0-1-0. **RECEIVING** — V. Johnson 6-116, Watson 5-97, J. Wright 4-20, Sewell 4-29, Kay 1-24.

DENVER 27, SEATTLE 24

SEATTLE, WA, Dec. 20 — John Elway turned in a brilliant performance against the Seahawks, completing 24 of 42 passes for 432 yards and a touchdown. His passing yardage total was the third highest in Bronco history and gave him 3,891 yards in 1985, the highest single-season total ever for a Denver quarterback. The first 20 minutes of the game were as frightening for the Broncos as their landing into fog-bound Sea-Tac Airport a day earlier. Seattle scored on its first possession with a 41-yard pass from Dave Krieg to Daryl Turner, and then went up 10-0 after adding a field goal early in the second quarter. The Broncos tried to punt after their next series of downs stalled but Sam Merriman blocked it and Terry Taylor returned it 15 yards for a touchdown. Denver finally got on the board with five minutes left in the half on a 17-yard pass from Elway to Steve Watson. The Broncos got the ball back with 1:41 remaining and Elway completed four of five passes to place the Broncos in field goal range. Rich Karlis nailed a 25-yarder as time ran out in the half. Denver was sacked five times in the first half but would not give one up in the final two quarters because of new blocking schemes and Elway's scrambling. Late in the third quarter Denver mounted a long drive that saw Elway complete three third down passes as well as a key fourth down pass. Gerald Willhite's one-yard scoring plunge with 13:11 left in the game tied the score at 17-17. Mike Harden intercepted a pass on the next

Seahawk drive but Denver missed a go-ahead field goal. Seattle roared back behind the running of Curt Warner and went up 24-17 on a one-yard run by Warner on fourth down and inches. On the fourth play of the next Denver drive Elway scrambled around the left side of the field and fired a 60-yard bomb to Steve Watson, who caught it on the Seattle six. On fourth down from the Seahawk one-yard line, Steve Sewell powered his way into the end zone and Karlis's extra point tied the game. Seattle was unable to move the ball and punted to Denver with less than two minutes remaining. Elway hit Sewell on a 27-yard screen pass on Denver's first play, but was injured on the play and replaced by Gary Kubiak. The Broncos were soon faced with a third-and-nine on the Seattle 32 when Kubiak ran a quarterback draw to the 26. Rich Karlis then kicked a 43-yard field goal to put the Broncos in the lead. Seattle mounted a frantic drive but Norm Johnson's last-second field goal attempt hit the right upright.

Denver	0	10	0	17	—	27
Seattle	7	10	0	7	—	24

Sea-Turner 41 pass from Krieg
 (Johnson kick) (8-86)
 Sea-Johnson 29 FG (14-82)
 Sea-Taylor 15 blocked punt return
 (Johnson kick)
 Den-Watson 17 pass from Elway
 (Karlis kick) (4-63)
 Den-Karlis 25 FG (8-72)
 Den-Willhite 1 run (Karlis kick) (16-85)
 Sea-Warner 1 run (Johnson kick) (11-80)
 Den-Sewell 1 run (Karlis kick) (8-80)
 Den-Karlis 43 FG (5-34)
 Attendance - 56,283

Team Statistics

	Den	Sea
First downs	26	20
Rushes-yards	31-94	24-126
Passing yards	385	205
Sacks by-yards	1-11	5-47
Return yards	81	104
Passes	43-24-0	40-17-1
Punts	5-27.2	6-42.0
Fumbles-lost	0-0	1-0
Penalties-yards	4-20	2-20
Time of possession	34:02	25:58

INDIVIDUAL STATISTICS

Denver

RUSHING — Winder 9-34, Willhite 8-23, Sewell 8-12, Poole 3-10, V. Johnson 2-9, Kubiak 1-6. **PASSING** — Elway 24-42-0, 432 yards, Norman 0-1-0. **RECEIVING** — Sewell 5-62, B. Johnson 4-69, V. Johnson 4-49, Sampson 3-95, Watson 3-81, Willhite 3-46, Kay 1-17, Cooper 1-13.

Seattle

RUSHING — Warner 18-92, Krieg 1-13, Hughes 3-12, Parros 2-9. **PASSING** — Krieg 17-40-1, 216 yards. **RECEIVING** — Largent 4-65, Warner 4-7, Walker 3-55, Turner 2-52, Lane 2-21, Ross 1-9, Hughes 1-7.

DENVER BRONCOS 1985 ROAD HOTELS

Minnesota	Radisson Hotel - Metrodome	(612) 333-4646 (412) 281-7100
Pittsburgh Philadelphia	Westin William Penn Hershey Philadelphia Hotel	(215) 893-1600 (619) 224-1234
San Diego	Hyatt Islandia	(201) 896-0500
New York Jets	Sheraton Meadowlands	(213) 683-1234
Los Angeles	Hyatt Regency	(201) 896-0500
New York Giants	Sheraton Meadowlands	(816) 474-4400
Kansas City	Westin Crown Center	(206) 728-1000
Seattle	Westin Hotel/Seattle	

1985 FINAL STANDINGS American Football Conference

Eastern Division						
	W	L	T	Pct.	Pts.	Opp.
**Miami	12	4	0	.075	428	320
*N.Y. Jets	11	5	0	.688	393	264
*New England	11	5	0	.688	362	290
Indianapolis	5	11	0	.313	320	386
Buffalo	2	14	0	.125	200	381
Central Division						
**Cleveland	8	8	0	.500	287	294
Cincinnati	7	9	0	.438	441	437
Pittsburgh	7	9	0	.438	379	355
Houston	5	11	0	.313	284	412
Western Division						
**L.A. Raiders	12	4	0	.750	354	308
Denver	11	5	0	.688	380	329
Seattle	8	8	0	.500	349	303
San Diego	8	8	0	.500	467	435
Kansas City	6	10	0	.376	317	360

**Division Winner
*Wild Card Team

National Football Conference

Eastern Division						
	W	L	T	Pct.	Pts.	Opp.
**Dallas	10	6	0	.625	357	333
*N.Y. Giants	10	6	0	.625	399	283
Washington	10	6	0	.625	297	312
Philadelphia	7	9	0	.438	286	310
St. Louis	5	11	0	.313	278	414
Central Division						
**Chicago	15	1	0	.938	456	198
Green Bay	8	8	0	.500	337	355
Minnesota	7	9	0	.438	346	359
Detroit	7	9	0	.438	307	366
Tampa Bay	2	14	0	.125	294	448
Western Division						
**L.A. Rams	11	5	0	.688	340	277
*San Francisco	10	6	0	.625	411	263
New Orleans	5	11	0	.313	294	401
Atlanta	4	12	0	.250	282	452


**Division Winner
*Wild Card Team

NFL Postseason At A Glance

(Announced attendance in parentheses, home team in capitals)

Saturday, December 28, 1985	
AFC First Round:	New England 26, N.Y. JETS 14 (70,958)
Sunday, December 29, 1985	
NFC First Round:	N.Y. GIANTS 17, San Francisco 3 (75,842)
Saturday, January 4, 1986	
AFC Divisional Playoff:	MIAMI 24, Cleveland 21 (75,128)
NFC Divisional Playoff:	L.A. RAMS 20, Dallas 0 (66,351)
Sunday, January 5, 1986	
AFC Divisional Playoff:	New England 27, L.A. RAIDERS 20 (88,936)
NFC Divisional Playoff:	CHICAGO 21, N.Y. GIANTS 0 (66,030)
Sunday, January 12, 1986	
AFC Championship Game:	New England 31, MIAMI 14 (74,978)
NFC Championship Game:	CHICAGO 24, L.A. Rams 0 (66,030)
Sunday, January 26, 1986	
Super Bowl XX:	Chicago 46, NEW ENGLAND 10 (73,818)
Sunday, February 2, 1986	
AFC-NFC Pro Bowl:	NFC 28, AFC 24 (50,101) at Aloha Stadium, Honolulu, Hawaii

HISTORY AND RECORDS



Quarterback John Elway, who was named by his teammates as the Broncos' offensive most valuable player in 1985, set or tied eight team records last year.

NOTABLE PERFORMANCES

THE LAST TIME

PUNT RETURN FOR TOUCHDOWN—

Broncos: Zach Thomas, 70 yards vs. Los Angeles Raiders, 9/25/83.
Opponent: Will Lewis, 75 yards, vs. Seattle, 11/23/80.

KICKOFF RETURN FOR TOUCHDOWN—

Broncos: Randy Montgomery, 94 yards, at San Diego, 9/24/72.
Opponent: Gary Anderson, 98 yards, vs. San Diego, 11/17/85.

INTERCEPTION RETURN FOR TOUCHDOWN—

Broncos: Mike Harden, 42 yards, at Pittsburgh, 12/1/85.
Opponent: Mike Merriweather, 35 yards, at Pittsburgh, 12/1/85.

FUMBLE RETURN FOR TOUCHDOWN (DEFENSE)—

Broncos: Dennis Smith, 64 yards, vs. New England, 11/4/84.
Opponent: Whitney Paul, 47 yards, at Kansas City, 10/18/81.

BLOCKED PUNT RETURN FOR TOUCHDOWN—

Broncos: Rob Nairne, 22 yards, vs. New England, 11/11/79.
Opponent: Terry Taylor, 15 yards, at Seattle, 12/20/85.

BLOCKED FIELD GOAL RETURN FOR TOUCHDOWN—

Broncos: Louis Wright, 60 yards, vs. San Diego, 11/17/85.
Opponent: Les Duncan, 72 yards, at San Diego, 11/23/67.

SAFETY—

Broncos: Rulon Jones tackled Jim Krieg in end zone, vs. Seattle, 11/20/83.
Opponent: Rod Martin tackled Gary Kubiak in end zone, at Los Angeles Raiders, 10/28/84.

SHUTOUT—

Broncos: Denver 21, vs. Kansas City 0, 9/23/84.
Opponent: Denver 0, at Chicago 27, 9/9/84.

100 YARDS RUSHING—

Broncos: Sammy Winder, 20-103, 2TD, vs. Miami, 9/29/85.
Opponent: Marcus Allen, 25-135, 1TD, vs. Los Angeles Raiders, 12/8/85.

300 YARDS PASSING—

Broncos: John Elway, 24/42, 432 yards, 1 TD, at Seattle, 12/20/85.
Opponent: Dan Fouts, 23/34, 302 yards, 2 TD, at San Diego, 11/3/85.

100 YARDS RECEIVING—

Broncos: Vance Johnson, 6-116 yards, 1 TD, vs. Kansas City, 12/14/85.
Opponents: Calvin Sweeney, 8-119 yards, 0 TD, at Pittsburgh, 12/1/85.

1,000-YARD RUSHING SEASONS (Continued)

SAMMY WINDER, 1984—1,153 yards and 4 TDs

		Carries	Yards	Cumulative
9/2	vs. Cincinnati	17	94	17-94
9/9	at Chicago	7	16	24-110
9/16	at Cleveland	17	76	41-186
9/23	vs. Kansas City	31	139	72-325
9/30	vs. Los Angeles Raiders	16	91	88-416
10/7	at Detroit	7	17	95-433
10/15	vs. Green Bay	29	86	124-519
10/21	at Buffalo	15	65	139-584
10/28	at Los Angeles Raiders	34	126	173-710
11/4	vs. New England	14	25	187-735
11/11	at San Diego	22	37	209-772
11/18	vs. Minnesota	12	75	221-847
11/25	vs. Seattle	10	40	231-887
12/2	at Kansas City	25	96	256-983
12/9	vs. San Diego	22	90	278-1,073
12/15	at Seattle	18	80	296-1,153

OTIS ARMSTRONG, 1976—1,008 yards and 5 TDs

		Carries	Yards	Cumulative
9/12	at Cincinnati	24	96	24-95
9/19	vs. New York Jets	17	94	41-190
9/26	vs. Cleveland	18	23	59-213
10/3	vs. San Diego	23	91	82-304
10/10	at Houston	12	47	94-351
10/17	vs. Oakland	21	70	115-421
10/24	at Kansas City	16	101	131-522
1-31	at Oakland	14	63	145-585
11/7	vs. Tampa Bay	18	116	163-701
11/14	at San Diego	13	35	176-736
11/21	vs. New York Giants	24	97	200-833
11/28	at New England	4	14	204-947
12/5	vs. Kansas City	17	45	221-892
12/12	at Chicago	26	116	247-1,008

100-YARD RUSHING GAMES

Player	Performance	Opponent
Don Stone	17-104, 1 TD	Oct. 6, 1963 vs. San Diego
Billy Joe	20-105, 0 TD	Nov. 17, 1963 vs. New York
Billy Joe	16-108, 1 TD	Nov. 15, 1964 vs. New York
Cookie Gilchrist	32-142, 0 TD	Sept. 24, 1965 at Boston
Cookie Gilchrist	16-119, 0 TD	Nov. 14, 1965 at Houston
Floyd Little	25-126, 1 TD	Oct. 27, 1968 vs. Miami
Floyd Little	30-147, 1 TD	Nov. 3, 1968 at Boston
Floyd Little	21-105, 1 TD	Sept. 14, 1969 vs. Boston
Floyd Little	15-104, 1 TD	Sept. 21, 1969 vs. New York Jets
Floyd Little	29-166, 1 TD	Oct. 19, 1969 at Cincinnati
Floyd Little	16-140, 1 TD	Oct. 25, 1970 at San Francisco
Floyd Little	25-106, 1 TD	Oct. 17, 1971 vs. San Diego
Bobby Anderson	25-113, 1 TD	Oct. 24, 1971 at Cleveland
Floyd Little	24-123, 1 TD	Oct. 31, 1977 at Philadelphia
Floyd Little	22-101, 0 TD	Nov. 14, 1971 vs. Cincinnati
Floyd Little	29-125, 0 TD	Dec. 5, 1971 vs. Chicago
Floyd Little	22-101, 0 TD	Sept. 17, 1972 vs. Houston
Floyd Little	18-100, 2 TD	Oct. 15, 1972 vs. Minnesota
Floyd Little	14-124, 1 TD	Nov. 5, 1972 at New York Giants
Floyd Little	30-117, 0 TD	Oct. 28, 1973 at New York Jets
Joe Dawkins	19-123, 1 TD	Oct. 14, 1973 at Houston
Floyd Little	22-109, 2 TD	Nov. 11, 1973 vs. San Diego
Otis Armstrong	19-131, 0 TD	Sept. 22, 1974 vs. Pittsburgh
Otis Armstrong	17-142, 1 TD	Oct. 27, 1974 at Cleveland
Otis Armstrong	19-110, 1 TD	Nov. 10, 1974 at Baltimore
Otis Armstrong	29-146, 0 TD	Nov. 24, 1974 at Oakland
Jon Keyworth	15-148, 1 TD	Nov. 24, 1974 at Oakland
Otis Armstrong	24-144, 1 TD	Nov. 28, 1974 at Detroit
Otis Armstrong	31-183, 3 TD	Dec. 8, 1974 vs. Houston
Otis Armstrong	18-142, 0 TD	Dec. 15, 1974 at San Diego
Jon Keyworth	20-132, 0 TD	Nov. 30, 1975 vs. San Diego

1,000-YARD RUSHING SEASONS

OTIS ARMSTRONG, 1974—1,407 yards and 9 TDs

		Carries	Yards	Cumulative
9/15	vs. Los Angeles	12	31	12-31
9/22	vs. Pittsburgh	19	131	31-162
9/30	at Washington	11	32	42-194
10/6	at Kansas City	14	48	56-242
10/13	vs. New Orleans	13	57	69-299
10/20	vs. San Diego	20	98	89-397
10/27	at Cleveland	17	142	106-539
11/3	vs. Oakland	20	88	126-627
11/10	at Baltimore	19	110	145-737
11/18	vs. Kansas City	16	55	161-792
11/24	at Oakland	29	146	190-938
11/28	at Detroit	24	144	214-1,082
12/8	vs. Houston	31	183	245-1,265
12/15	at San Diego	18	142	263-1,407

100-YARD RUSHING GAMES (Continued)

Otis Armstrong	16-101, 1 TD	Oct. 24, 1976 at Kansas City
Otis Armstrong	18-116, 0 TD	Nov. 7, 1976 vs. Tampa Bay
Otis Armstrong	26-116, 1 TD	Dec. 12, 1976 at Chicago
Norris Weese	12-120, 0 TD	Dec. 12, 1976 at Chicago
Otis Armstrong	21-120, 0 TD	Nov. 20, 1977 at Kansas City
Rob Lytle	16-110, 1 TD	Nov. 19, 1978 vs. Green Bay
Rob Lytle	18-102, 1 TD	Nov. 25, 1979 vs. Oakland
Otis Armstrong	22-107, 1 TD	Oct. 13, 1980 vs. Washington
Otis Armstrong	25-106, 1 TD	Oct. 26, 1980 at New York Giants
Sammy Winder	20-119, 0 TD	Sept. 25, 1983 vs. L.A. Raiders
Sammy Winder	29-165, 0 TD	Oct. 9, 1983 at Houston
Sammy Winder	31-139, 1 TD	Sept. 23, 1984 at Kansas City
Sammy Winder	34-126, 0 TD	Oct. 28, 1984 at L.A. Raiders
Sammy Winder	20-103, 2 TD	Sept. 29, 1985 vs. Miami

TOTALS—Floyd Little 15, Otis Armstrong 13, Sammy Winder 5, Billy Joe 2, Cookie Gilchrist 2, Jon Keyworth 2, Rob Lytle 2, Donnie Stone 1, Bobby Anderson 1, Joe Dawkins 1, Norris Weese 1.

300-YARD PASSING GAMES

Player	Performance	Opponent
Frank Tripucka	30-52-2, 375 yards and 3 TD	Nov. 6, 1960 vs. Houston
Frank Tripucka	19-41-5, 328 yards and 3 TD	Nov. 27, 1960 vs. Buffalo
Frank Tripucka	28-47-2, 376 yards and 2 TD	Sept. 7, 1962 vs. San Diego
Frank Tripucka	29-56-3, 447 yards and 2 TD	Sept. 15, 1962 at Buffalo
Frank Tripucka	26-40-1, 308 yards and 1 TD	Oct. 21, 1962 vs. Houston
Jacky Lee	11-36-1, 370 yards and 1 TD	Dec. 5, 1965 at Oakland
John McCormick	13-37-3, 328 yards and 3 TD	Dec. 18, 1966 at Buffalo
Marlin Briscoe	12-29-2, 335 yards and 4 TD	Nov. 24, 1968 vs. Buffalo
Steve Tensi	19-26-1, 301 yards and 3 TD	Nov. 23, 1969 at San Diego
Charley Johnson	20-28-0, 361 yards and 2 TD	Oct. 22, 1972 at Oakland
Charley Johnson	24-39-2, 326 yards and 1 TD	Sept. 20, 1973 vs. Chicago
Charley Johnson	28-42-2, 445 yards and 2 TD	Nov. 18, 1974 vs. Kansas City
Charley Johnson	12-20-2, 329 yards and 3 TD	Sept. 21, 1975 vs. Kansas City
Craig Morton	27-39-2, 306 yards and 2 TD	Nov. 16, 1980 vs. New York Jets
Craig Morton	18-30-1, 338 yards and 1 TD	Dec. 14, 1980 vs. Oakland
Craig Morton	17-18-0, 308 yards and 4 TD	Sept. 27, 1981 vs. San Diego
Craig Morton	25-38-1, 342 yards and 2 TD	Oct. 18, 1981 at Kansas City
Steve DeBerg	21-34-2, 305 yards and 2 TD	Nov. 22, 1981 at Cincinnati
Steve DeBerg	23-31-1, 307 yards and 2 TD	Dec. 12, 1982 at Los Angeles Rams
Steve DeBerg	21-41-0, 350 yards and 1 TD	Oct. 30, 1983 vs. Kansas City
John Elway	23-44-0, 345 yards and 3 TD	Dec. 11, 1983 vs. Baltimore
John Elway	26-40-1, 315 yards and 3 TD	Nov. 4, 1984 vs. New England
John Elway	28-43-1, 353 yards and 4 TD	Sept. 15, 1985 vs. New Orleans
John Elway	22-37-5, 301 yards and 1 TD	Dec. 14, 1985 vs. Kansas City
John Elway	24-42-0, 432 yards and 1 TD	Dec. 20, 1985 at Seattle

TOTALS—John Elway 5, Frank Tripucka 5, Charley Johnson 4, Craig Morton 4, Steve DeBerg 3, Jacky Lee 1, John McCormick 1, Marlin Briscoe 1, Steve Tensi 1.

100-YARD RECEIVING GAMES

Player	Performance	Opponent
Al Carmichael	6-130, 1 TD	Sept. 9, 1960 at Boston
Lionel Taylor	6-125, 1 TD	Sept. 23, 1960 at New York
Lionel Taylor	7-101, 2 TD	Oct. 2, 1960 vs. Oakland
Al Carmichael	3-109, 2 TD	Oct. 23, 1960 vs. Boston
Lionel Taylor	10-106, 1 TD	Oct. 23, 1960 vs. Boston
Lionel Taylor	10-140, 1 TD	Nov. 6, 1960 vs. Houston
Al Carmichael	7-117, 2 TD	Nov. 6, 1960 vs. Houston
Lionel Taylor	10-138, 0 TD	Nov. 20, 1960 at Houston
Lionel Taylor	9-199, 3 TD	Nov. 27, 1960 vs. Buffalo
Lionel Taylor	9-171, 1 TD	Dec. 10, 1960 at Los Angeles
Lionel Taylor	7-132, 2 TD	Sept. 10, 1961 at Buffalo
Lionel Taylor	11-126, 0 TD	Sept. 24, 1961 at New York
Lionel Taylor	9-118, 0 TD	Oct. 1, 1961 at Oakland
Lionel Taylor	7-120, 1 TD	Oct. 8, 1961 vs. Dallas
Al Frazier	7-166, 1 TD	Oct. 15, 1961 vs. Oakland
Al Frazier	6-126, 1 TD	Oct. 22, 1961 vs. New York
Al Frazier	5-125, 1 TD	Nov. 12, 1961 vs. San Diego
Lionel Taylor	10-119, 0 TD	Nov. 12, 1961 vs. San Diego
Donnie Stone	9-137, 1 TD	Dec. 3, 1961 vs. Boston
Lionel Taylor	9-133, 0 TD	Sept. 15, 1962 at Buffalo
Al Frazier	4-125, 1 TD	Sept. 15, 1962 at Buffalo
Lionel Taylor	12-119, 0 TD	Sept. 21, 1962 at Boston
Jerry Tarr	4-152, 2 TD	Sept. 21, 1962 at Boston
Lionel Taylor	7-110, 0 TD	Dec. 9, 1962 at Dallas
Lionel Taylor	7-169, 1 TD	Sept. 29, 1963 vs. Boston

100-YARD RECEIVING GAMES (Continued)

Lionel Taylor	7-142, 2 TD	Oct. 6, 1963 vs. San Diego
Bob Scarpitto	4-134, 2 TD	Oct. 13, 1963 vs. Houston
Lionel Taylor	10-116, 1 TD	Dec. 15, 1963 at Oakland
Gene Prebola	4-106, 1 TD	Dec. 15, 1963 at Oakland
Lionel Taylor	8-149, 0 TD	Sept. 27, 1964 vs. Houston
Hewitt Dixon	4-109, 0 TD	Oct. 25, 1964 at Oakland
Hewitt Dixon	5-121, 1 TD	Nov. 1, 1964 at Kansas City
Al Denson	3-113, 1 TD	Nov. 1, 1964 at Kansas City
Lionel Taylor	13-112, 0 TD	Nov. 29, 1964 vs. Oakland
Bob Scarpitto	11-111, 1 TD	Dec. 20, 1964 at Houston
Bob Scarpitto	5-108, 2 TD	Sept. 11, 1965 at San Diego
Lionel Taylor	9-172, 1 TD	Sept. 19, 1965 vs. Buffalo
Lionel Taylor	7-114, 0 TD	Nov. 7, 1965 vs. San Diego
Lionel Taylor	11-141, 2 TD	Nov. 21, 1965 vs. Oakland
Lionel Taylor	8-164, 0 TD	Dec. 5, 1965 at Oakland
Wendell Hayes	5-126, 1 TD	Dec. 5, 1965 at Oakland
Al Denson	5-158, 1 TD	Oct. 2, 1966 vs. Houston
Charlie Mitchell	4-126, 1 TD	Dec. 4, 1966 vs. Miami
Bob Scarpitto	5-123, 3 TD	Dec. 18, 1966 at Buffalo
Al Denson	4-131, 2 TD	Sept. 3, 1967 vs. Boston
Al Denson	7-134, 1 TD	Sept. 24, 1967 vs. New York Jets
Eric Crabtree	6-123, 1 TD	Oct. 22, 1967 vs. San Diego
Al Denson	4-107, 1 TD	Oct. 29, 1967 at Kansas City
Al Denson	7-102, 2 TD	Nov. 19, 1967 at Buffalo
Eric Crabtree	8-107, 1 TD	Nov. 23, 1967 at San Diego
Eric Crabtree	6-129, 1 TD	Dec. 17, 1967 vs. Kansas City
Al Denson	8-115, 0 TD	Sept. 15, 1968 at Cincinnati
Eric Crabtree	7-113, 0 TD	Sept. 22, 1968 at Kansas City
Al Denson	5-148, 1 TD	Oct. 13, 1968 at New York Jets
Eric Crabtree	8-128, 2 TD	Oct. 20, 1968 at San Diego
Jimmy Jones	4-165, 1 TD	Nov. 24, 1968 vs. Buffalo
Floyd Little	6-131, 2 TD	Dec. 8, 1968 at Oakland
Al Denson	4-122, 0 TD	Dec. 14, 1968 vs. Kansas City
Mike Haffner	6-138, 1 TD	Sept. 28, 1969 at Buffalo
Al Denson	6-102, 1 TD	Oct. 26, 1969 at Houston
Mike Haffner	6-140, 2 TD	Nov. 23, 1969 at San Diego
Al Denson	9-122, 1 TD	Nov. 23, 1969 at San Diego
John Embree	6-153, 0 TD	Nov. 21, 1971 at Kansas
Jerry Simmons	4-110, 0 TD	Sept. 17, 1972 vs. Houston
Rod Sherman	6-118, 1 TD	Oct. 22, 1972 at Oakland
Jerry Simmons	13-143, 0 TD	Sept. 10, 1973 vs. Chicago
Bobby Anderson	5-114, 1 TD	Nov. 4, 1973 at St. Louis
Riley Odoms	5-108, 2 TD	Nov. 25, 1973 vs. Kansas City
Haven Moses	5-132, 0 TD	Oct. 13, 1974 vs. New Orleans
Haven Moses	7-127, 0 TD	Oct. 20, 1974 vs. San Diego
Floyd Little	7-125, 0 TD	Nov. 18, 1974 vs. Kansas City
Riley Odoms	3-153, 1 TD	Sept. 21, 1975 vs. Kansas City
Rick Upchurch	5-168, 2 TD	Jan. 1, 1978 vs. Oakland
Haven Moses	5-115, 0 TD	Nov. 12, 1978 at Cleveland
Haven Moses	5-101, 1 TD	Nov. 19, 1978 vs. Green Bay
Haven Moses	7-165, 2 TD	Dec. 10, 1978 vs. Kansas City
Riley Odoms	5-116, 1 TD	Dec. 16, 1978 vs. Pittsburgh
Haven Moses	5-125, 0 TD	Sept. 23, 1979 vs. Seattle
Riley Odoms	4-107, 1 TD	Oct. 14, 1979 at Kansas City
Haven Moses	4-137, 1 TD	Oct. 22, 1979 at Pittsburgh
Haven Moses	7-114, 0 TD	Oct. 28, 1979 vs. Kansas City
Riley Odoms	5-103, 1 TD	Sept. 21, 1980 vs. San Diego
Haven Moses	6-141, 0 TD	Dec. 14, 1980 vs. Oakland
Haven Moses	8-128, 1 TD	Dec. 14, 1980 vs. Oakland
Riley Odoms	7-143, 3 TD	Sept. 20, 1981 vs. Baltimore
Steve Watson	8-178, 2 TD	Sept. 27, 1981 vs. San Diego
Steve Watson	5-182, 2 TD	Oct. 11, 1981 vs. Detroit
Steve Watson	5-138, 0 TD	Oct. 18, 1981 at Kansas City
Rick Upchurch	5-102, 1 TD	Nov. 22, 1981 at Cincinnati
Steve Watson	2-103, 0 TD	Dec. 6, 1981 vs. Kansas City
Steve Watson	6-102, 2 TD	Dec. 20, 1981 at Chicago
Rick Upchurch	5-101, 1 TD	Dec. 5, 1982 vs. Atlanta
Steve Watson	10-183, 0 TD	Dec. 5, 1982 at Los Angeles Rams
Steve Watson	6-161, 1 TD	Sept. 11, 1983 at Baltimore
Steve Watson	8-119, 0 TD	Oct. 16, 1983 vs. Cincinnati
Steve Watson	6-121, 1 TD	Oct. 30, 1983 vs. Kansas City
Rick Upchurch	6-143, 0 TD	Oct. 30, 1983 vs. Kansas City
Steve Watson	7-110, 1 TD	Nov. 6, 1983 at Seattle
Steve Watson	4-119, 1 TD	Nov. 20, 1983 vs. Seattle
Clint Sampson	3-101, 2 TD	Dec. 4, 1983 vs. Cleveland
Steve Watson	7-111, 1 TD	Oct. 7, 1984 at Detroit

100-YARD RECEIVING GAMES (Continued)

Butch Johnson	9-156, 2 TD	Nov. 4, 1984 vs. New England
Steve Watson	8-134, 1 TD	Nov. 4, 1984 vs. New England
Steve Watson	5-123, 2 TD	Nov. 18, 1984 vs. Minnesota
Steve Watson	11-177, 1 TD	Dec. 30, 1984 vs. Pittsburgh
Vance Johnson	6-116, 1 TD	Dec. 14, 1985 vs. Kansas City

TOTALS—Lionel Taylor 24, Steve Watson 16 (includes one playoff game), Al Denson 10, Haven Moses 10 (includes one playoff game), Riley Odums 6, Eric Crabtree 5, Al Frazier 4, Bob Scarpitto 44, Al Carmichael 3, Rick Upchurch 4, Hewitt Dixon 2, Mike Haffner 2, Floyd Little 2, Jerry Simmons 2, Jimmy Jones 1, Gene Prebola 1, Jerry Tarr 1, Donnie Stone 1, Wendell Hayes 1, Charlie Mitchell 1, John Embree 1, Rod Sherman 1, Bobby Anderson 1, Clint Sampson 1, Butch Johnson 1, Vance Johnson 1.

ALL-TIME HONORS

1985—Pro Bowl: Rulon Jones, Karl Mecklenburg, Dennis Smith, Louis Wright. All-NFL: Billy Bryan (NEA-2nd team), John Elway (AP-honorable mention), Rulon Jones (AP-2nd team, The Sporting News, Sports Illustrated), Karl Mecklenburg (AP, Sports Illustrated, PFWA, The Football News, NEA), Dennis Smith (AP-honorable mention, College and Pro Football Newsweekly), Louis Wright (AP-honorable mention). All-AFC: Rulon Jones (UPI), Karl Mecklenburg (UPI), Dennis Smith (UPI-2nd team), Louis Wright (UPI). Hartman Award Winners: John Elway, Rulon Jones, Daniel Hunter. Bob Peck Memorial Award (Most Inspirational Player): Tom Jackson.

1984—Pro Bowl: Sammy Winder. All-NFL: Tom Jackson (CPFW-2nd team), Dennis Smith (Pro Football Weekly, CPFW-2nd team), Louis Wright (The Sporting News, Sports Illustrated, Pro Football Weekly, NEA-2nd team, CPFW-2nd team). All-AFC: Tom Jackson (Pro Football Weekly, UPI 2nd team), Dennis Smith (Pro Football Weekly, UPI-2nd team), Sammy Winder (UPI-2nd team), Louis Wright (Pro Football Weekly, UPI-2nd team). All-Rookie: Winford Hood (UPI), Clarence Kay (PFWA, Pro Football Weekly). Colorado Sports Hall of Fame Pro Athlete of the Year: Tom Jackson. Hartman Award Winners: Steve Watson, Louis Wright, Ken Woodard. Bob Peck Memorial Award (Most Inspirational Player): Tom Jackson. Coach of the Year: Dan Reeves (NFL-Sports Illustrated, Pro Football Weekly, College and Pro Football Newsweekly, AFC-Kansas City 101 Club, Football News).

1983—Pro Bowl: Randy Gradishar, Louis Wright (DNP). All-NFL: Randy Gradishar (AP-2nd team), Louis Wright (NEA, CPFN-2nd team). All-AFC: Randy Gradishar (UPI-2nd team). Hartman Award Winners: Steve Watson, Randy Gradishar, Ken Woodard. Bob Peck Memorial Award (Most Inspirational Player): Tom Jackson.

1982—Pro Bowl: Randy Gradishar, Luke Prestridge, Rick Upchurch. All-NFL: Randy Gradishar (Football Digest), Luke Prestridge (AP, Football Digest), Rick Upchurch (AP, Football Digest). All-AFC: Randy Gradishar (UPI), Luke Prestridge (UPI). Hartman Award Winners: Billy Bryan, Louis Wright, Rick Upchurch and Rob Little. Bob Peck Memorial Award (Most Inspirational Player): Tom Jackson.

1981—Pro Bowl: Randy Gradishar, Bob Swenson, Billy Thompson, Steve Watson. All-NFL: Bob Swenson (AP, NEA, The Sporting News), Randy Gradishar (AP-2nd team, NEA-2nd team, Pro Football Weekly, The Sporting News). All-AFC: Randy Gradishar (UPI), Billy Thompson (UPI), Steve Watson (UPI), Bob Swenson (UPI-2nd team), Louis Wright (UPI-2nd team). Hartman Award Winners: Steve Watson, Bob Swenson, Jim Ryan. Bob Peck Memorial Award (Most Inspirational Player): Tom Jackson.

1980—All NFL: Randy Gradishar (The Sporting News), Fred Steinfert (Pro Football Weekly, The Sporting News). All-AFC: Fred Steinfert (UPI). Pro Football Weekly Golden Toe Award: Fred Steinfert. Hartman Award Winners: Bill Bryan, Randy Gradishar, Fred Steinfert.

1979—Pro Bowl: Randy Gradishar, Tom Jackson, Rick Upchurch, Louis Wright. All-NFL: Randy Gradishar (PFWA, Pro Football Weekly, AP-2nd team), Rich Upchurch (PFWA, Pro Football Weekly, AP-2nd team), Louis Wright (AP, NEA, PFWA, Pro Football Weekly). All-AFC: Randy Gradishar (Pro Football Weekly, The Sporting News, UPI-2nd team), Bob Swenson (UPI-2nd team), Bill Thompson (UPI), Rick Upchurch (Pro Football Weekly), Louis Wright (UPI, Pro Football Weekly, The Sporting News). Hartman Award Winners: Craig Morton, Bob Swenson, Larry Canada.

1978—Pro Bowl: Lyle Alzado, Randy Gradishar, Tom Jackson, Riley Odums, Bill Thompson, Rick Upchurch, Louis Wright. All-NFL: Lyle Alzado (AP), Randy Gradishar (AP, PFWA, PFW, NEA), Tom Jackson (AP), Rick Upchurch (AP, PFWA, PFW), Louis Wright (AP, PFWA, PFW, NEA), All-AFC: Lyle Alzado (UPI, PFW, TSN), Steve Foley (UPI), Randy Gradishar (UPI, PFW, TSN), Tom Jackson (UPI), Bill Thompson (UPI, PFW, TSN), Rick Upchurch (PFW), Louis Wright (UPI, PFW, TSN). NFL Defensive Player of the Year: Randy Gradishar (AP, PFW, NEA). AFC Defensive Player of the Year: Randy Gradishar (UPI, Kansas City 101 Club). Colorado Sports Hall of Fame Pro Athlete of the Year: Randy Gradishar. Hartman Award Winners: Riley Odums, Randy Gradishar, Maurice Harvey.

ALL TIME HONORS (Continued)

1977—Pro Bowl: Lyle Alzado, Randy Gradishar, Tom Jackson, Billy Thompson, Louis Wright. All-NFL: Lyle Alzado (AP, UPI, PFW), Randy Gradishar (AP, UPI, PFW), Tom Jackson (AP, UPI, PFW), Billy Thompson (AP). All-AFC: Louis Wright (PFW), Billy Thompson (PFW), AFC Defensive Player of the Year: Lyle Alzado (Kansas City 101 Club). Colorado Sports Hall of Fame Pro Athlete of the Year: Craig Morton. Hartman Award Winners: Craig Morton, Tom Jackson, Rick Upchurch. NFL Coach of the Year: Red Miller (AP, UPI, PFW, TSN, Football Digest, Washington Touchdown Club, Kansas City 101 Club, Columbus Touchdown Club).

1976—Pro Bowl: Rich Upchurch, Otis Armstrong. All-NFL: Rick Upchurch. Hartman Award Winners: Riley Odums, Tom Jackson, Rick Upchurch.

1975—Pro Bowl: Randy Gradishar, Riley Odums. All-Pro: Riley Odums. Hartman Award Winners: Bobby Maples, Lyle Alzado, Jim Turner.

1974—Pro Bowl: Otis Armstrong, Riley Odums. All-Pro: Riley Odums, Otis Armstrong. Hartman Award Winners: Otis Armstrong, Tom Jackson, Ken Criter.

1973—Pro Bowl: Floyd Little, Haven Moses, Paul Smith, Riley Odums. All-Pro: Riley Odums. Hartman Award Winners: Charley Johnson, Paul Smith. Colorado Sports Hall of Fame Pro Athlete of the Year: Paul Smith. AFC Coach of the Year: John Ralston (AP, UPI, PFWA, Kansas City 101 Club).

1972—Pro Bowl: Floyd Little, Paul Smith, Colorado Sports Hall of Fame Pro Athlete of the Year: Floyd Little.

1971—Pro Bowl: Floyd Little, Rich Jackson.

1970—Pro Bowl: Rich Jackson. All-Pro: Rich Jackson. Colorado Sports Hall of Fame Pro Athlete of the Year: Rich Jackson.

1969—All-AFL: Floyd Little, Rich Jackson. AFL All-Star Game: Rich Jackson, Al Denson, Mike Current, George Goeddeke, Floyd Little, Dave Costa.

1968—All-AFL: Rich Jackson. AFL All-Star Game: Floyd Little, Dave Costa, Rich Jackson.

1967—AFL All-Star Game: Al Denson, Larry Kaminski, Dave Costa, Nemiah Wilson.

1966—All-AFL: Bob Scarpitto. AFL All-Star Game: Bob Scarpitto, Jerry Sturm, Goose Gonsoulin, John Bramlett.

1965—All-AFL: Cookie Gilchrist, Lionel Taylor, Eldon Danenhauer. AFL All-Star Game: Eldon Danenhauer, Cookie Gilchrist.

1964—All-AFL: Willie Brown, AFL All-Star Game: Willie Brown, Jerry Sturm, Goose Gonsoulin, Jim Fraser.

1963—All-AFL: Goose Gonsoulin. AFL All-Star Game: Bud McFadin, Goose Gonsoulin.

1962—All-AFL: Bud McFadin, Goose Gonsoulin, Eldon Danenhauer, Bob Zeman, AFL All-Star Game: Eldon Danenhauer, Bud McFadin, Gene Mingo, Bob Zeman, Goose Gonsoulin, Jim Fraser, Lionel Taylor, Frank Tripucka. AFL Coach of the Year: Jack Faulkner (AP UPI).

1961—All-AFL: Lionel Taylor, Bud McFadin. AFL All-Star Game: Bud McFadin, Ken Adamson. Goose Gonsoulin, Don Stone.

1960—All-AFL: Lionel Taylor, Bud McFadin, Goose Gonsoulin.

ALL-TIME SCORES

REGULAR SEASON RESULTS

1960

Coach: Frank Filchok		4-9-1	Attend.
13	At Boston	10	21,597
27	At Buffalo	21	15,229
24	At New York	28	20,462
31	Oakland	14	18,372
19	Los Angeles	23	19,141
31	Boston	24	12,683
14	Dallas	17	13,002
25	Houston	45	14,489
7	At Dallas	34	21,000
10	At Houston	20	20,778
38	Buffalo	38	7,785
27	New York	30	5,861
33	At Los Angeles	41	9,928
10	At Oakland	48	7,000

1961

Coach: Frank Filchok		3-11-0	Attend.
22	At Buffalo	10	16,636
17	At Boston	45	14,479
28	At New York	35	14,381
19	At Oakland	33	8,361
12	Dallas	19	14,500
27	Oakland	24	11,129
0	At San Diego	10	12,508
14	Houston	37	32,584
16	San Diego	55	11,564
10	Buffalo	19	7,859
14	At Houston	23	7,645
24	Boston	45	27,874
21	At Dallas	28	9,303
		49	8,000

1962

Coach: Jack Faulkner		7-7-0	Attend.
30	San Diego	21	28,000
23	At Buffalo	20	30,577
16	At Boston	41	21,038
32	At New York	10	17,213
44	Oakland	7	22,452
23	At Oakland	6	7,000
20	Houston	10	34,496
38	Buffalo	45	26,051
23	At San Diego	20	20,827
29	Boston	33	28,187
3	Dallas	24	23,523
45	New York	46	15,776
17	At Houston	34	30,650
10	At Dallas	17	19,137

1963

Coach: Frank Faulkner		2-11-1	Attend.
7	Kansas City	59	21,115
14	At Houston	20	23,047
14	Boston	10	18,636
50	San Diego	34	19,137
24	Houston	33	24,896
21	At Boston	40	25,418
35	At New York	35	22,553
28	Buffalo	30	19,424
17	At Buffalo	27	30,989
9	New York	14	14,247
10	Oakland	26	14,763
21	At Kansas City	52	17,433
31	At Oakland	35	15,223
20	At San Diego	58	31,312

1964

Coach: Jack Faulkner (4 games) and Mac Speedie (10 games)		2-11-1	Attend.
6	At New York	30	45,665
13	At Buffalo	30	25,141
17	Houston	38	22,155
10	Boston	39	17,851
33	Kansas City	27	16,885
14	At San Diego	42	23,242
7	At Oakland	40	16,825
39	Kansas City	49	15,053
20	San Diego	31	19,670
20	New York	16	11,309
7	At Boston	12	24,979
20	Oakland	20	15,958
19	Buffalo	30	14,431
15	At Houston	34	15,839

1965

Coach: Mac Speedie		4-10-0	Attend.
31	At San Diego	34	27,022
15	Buffalo	30	30,656
27	At Boston	10	26,782
16	New York	13	34,988
23	Kansas City	31	31,001
28	Houston	17	32,492
13	At Buffalo	31	45,046
42	At New York	45	55,572
31	San Diego	35	33,073
31	At Houston	21	28,126
20	Oakland	28	30,369
13	At Oakland	24	19,023
20	Boston	28	27,207
35	At Kansas City	45	14,421

1966

Coach: Mac Speedie (2 games) and Ray Malavasi (12 games)		4-10-0	Attend.
7	At Houston	45	30,156
10	Boston	24	25,160
7	New York	16	28,770
40	Houston	38	27,203
10	At Kansas City	37	33,929
7	At Miami	24	23,393
10	Kansas City	56	26,196
17	At San Diego	24	25,819
17	At Boston	10	18,154
3	Oakland	17	26,703
20	San Diego	17	24,860
17	Miami	7	33,306
10	At Oakland	28	31,765
21	At Buffalo	38	40,583

1967

Coach: Lou Saban		3-11-0	Attend.
26	Boston	21	35,488
0	At Oakland	51	25,423
21	At Miami	35	29,381
24	New York	38	35,565
6	At Houston	10	21,798
16	Buffalo	17	35,188
21	San Diego	33	34,465
9	At Kansas City	52	44,002
17	Oakland	21	29,043
18	Houston	20	30,392
21	At Buffalo	20	30,891
20	At San Diego	24	34,586
33	At New York	24	61,615
24	Kansas City	38	31,660

REGULAR SEASON RESULTS

1968

Coach: Lou Saban		5-9-0	Attend.
10	At Cincinnati	24	25,049
2	At Kansas City	34	45,821
17	Boston	20	37,024
10	Cincinnati	7	41,257
21	At New York	13	62,052
24	At San Diego	55	42,953
21	Miami	14	44,115
35	At Boston	14	18,304
7	Oakland	43	50,002
17	At Houston	38	36,075
34	Buffalo	32	35,201
23	San Diego	47	35,312
27	At Oakland	33	47,754
7	Kansas City	30	38,463

1969

Coach: Lou Saban		5-8-1	Attend.
26	Boston	21	35,488
21	New York	19	50,583
28	At Buffalo	41	40,302
13	Kansas City	26	50,564
14	Oakland	24	49,511
30	At Cincinnati	23	27,920
21	At Houston	24	45,348
13	San Diego	0	45,511
10	At Oakland	41	54,416
20	Houston	20	45,002
24	At San Diego	45	34,664
17	At Kansas City	31	48,773
24	At Miami	27	25,332
27	Cincinnati	16	42,196

1970

Coach: Lou Saban		5-8-1	Attend.
25	At Buffalo	10	34,882
16	Pittsburgh	13	50,705
26	Kansas City	13	50,705
23	At Oakland	35	54,436
24	Atlanta	10	50,705
14	At San Francisco	19	39,515
3	Washington	19	50,705
21	At San Diego	24	48,327
19	Oakland	24	50,959
31	At New Orleans	6	66,837
21	At Houston	31	35,733
0	At Kansas City	16	50,454
17	San Diego	17	50,959
13	Cleveland	27	51,001

1971

Coach: Lou Saban (9 games) and Jerry Smith (5 games)		4-9-1	Attend.
10	Miami	10	51,200
13	At G. Bay (Milw.)	34	47,957
3	Kansas City	16	51,200
16	Oakland	27	51,200
20	San Diego	16	51,200
27	At Cleveland	0	75,674
16	At Philadelphia	17	65,358
20	Detroit	24	51,200
10	Cincinnati	24	51,200
10	At Kansas City	28	49,945
22	At Pittsburgh	10	39,710
6	Chicago	3	51,200
17	At San Diego	45	44,347
13	At Oakland	21	54,651

1972

Coach: John Ralston		5-9-0	Attend.
30	Houston	17	51,656
14	At San Diego	37	49,048
24	Kansas City	45	51,656
10	At Cincinnati	21	55,812
20	Minnesota	23	51,656
30	At Oakland	23	53,551
20	Cleveland	27	51,656
17	At N.Y. Giants	29	62,689
16	At Los Angeles	10	65,398
37	Oakland	37	51,656
20	At Atlanta	23	58,850
21	At Kansas City	24	66,725
38	San Diego	13	51,473
45	New England	21	51,656

1973

Coach: John Ralston		7-5-2	Attend.
28	Cincinnati	10	49,059
34	San Francisco	36	50,966
14	Chicago	33	51,159
14	At Kansas City	16	71,414
48	At Houston	20	32,801
23	Oakland	23	51,270
40	At N.Y. Jets	28	55,108
17	At St. Louis	17	46,567
30	San Diego	19	51,034
23	At Pittsburgh	13	48,580
14	Kansas City	10	51,331
10	Dallas	22	51,508
42	At San Diego	28	44,954
17	At Oakland	21	51,910

1974

Coach: John Ralston		7-6-1	Attend.
10	Los Angeles	17	51,121
35	Pittsburgh (OT)	35	51,068
3	At Washington	30	54,395
17	At Kansas City	14	67,298
33	New Orleans	17	50,881
27	San Diego	7	50,928
21	At Cleveland	23	60,478
17	Oakland	28	45,946
17	At Baltimore	6	33,244
34	Kansas City	42	50,236
20	At Oakland	17	51,224
31	At Detroit	27	51,157
37	Houston	14	47,142
0	At San Diego	17	36,571

1975

Coach: John Ralston		6-8-0	Attend.
37	Kansas City	33	51,858
23	Green Bay	13	51,621
14	At Buffalo	38	79,864
9	At Pittsburgh	20	49,164
16	Cleveland	15	52,590
13	At Kansas City	26	70,043
17	Oakland	42	52,868
16	Cincinnati	17	49,919
27	At San Diego	35	28,686
21	At Atlanta	10	46,802
13	San Diego (OT)	17	51,075
25	Philadelphia	10	37,080
13	At Miami	14	43,064

REGULAR SEASON RESULTS

1976

Coch: John Ralston	9-5-0	Attend.
7 At Cincinnati	17	53,464
46 New York Jets	3	62,660
44 Cleveland	13	62,975
26 San Diego	0	63,369
3 At Houston	17	47,928
10 Oakland	17	63,431
35 At Kansas City	26	57,961
6 At Oakland	19	52,169
48 Tampa Bay	13	62,703
17 At San Diego	0	32,017
14 New York Giants	13	63,151
14 At New England	38	61,128
17 Kansas City	16	58,170
28 At Chicago	14	44,459

1977

Coch: Red Miller	12-2-0	Attend.
7 St. Louis	0	75,002
26 Buffalo	6	74,897
24 At Seattle	13	53,108
23 Kansas City	7	74,878
30 At Oakland	7	53,616
24 At Cincinnati	13	54,305
14 Oakland	24	75,007
21 Pittsburgh	7	74,967
17 At San Diego	14	45,211
14 At Kansas City	7	54,050
27 Baltimore	13	74,939
24 At Houston	14	46,875
17 San Diego	9	74,905
6 At Dallas	14	63,752

Playoffs

34 Pittsburgh	21	75,011
20 Oakland	17	74,982

Super Bowl

10 Dallas	27	76,400
-----------	----	--------

1978

Coch: Red Miller	10-6-0	Attend.
14 Oakland	6	74,904
9 At Minnesota (OT)	12	46,508
27 San Diego	14	74,983
23 At Kansas City (OT)	17	60,593
28 Seattle	7	74,989
0 At San Diego	23	50,077
16 Chicago	7	75,008
6 At Baltimore	7	54,057
20 At Seattle (OT)	17	62,948
28 New York Jets	31	74,983
19 At Cleveland	7	70,856
16 Green Bay	3	74,965
14 At Detroit	17	71,785
21 At Oakland	6	53,932
24 Kansas City	3	74,149
17 Pittsburgh	21	74,104

Playoffs

10 At Pittsburgh	33	48,921
------------------	----	--------

1979

Coch: Red Miller	10-6-0	Attend.
10 Cincinnati	0	74,788
9 Los Angeles	13	74,884
20 At Atlanta (OT)	17	57,677
37 Seattle	34	74,897
3 At Oakland	27	52,632
7 San Diego	0	74,997
24 At Kansas City	10	74,292
7 At Pittsburgh	42	49,699
20 Kansas City	3	74,908
45 New Orleans	3	74,482
38 At San Francisco	10	74,379
10 Oakland	28	42,910
14 At Buffalo	14	74,186
19 At Seattle	16	37,886
23 At Seattle	28	60,038
7 At San Diego	17	51,906

Playoffs

7 At Houston	13	48,776
--------------	----	--------

1980

Coch: Red Miller	8-8-0	Attend.
6 At Philadelphia	27	70,307
41 Dallas	20	74,919
13 San Diego	30	74,970
14 At New England	23	59,602
19 At Cleveland	16	81,065
20 Washington	17	74,657
17 Kansas City	23	74,459
14 At N.Y. Giants	9	67,598
16 Houston	20	74,717
20 At San Diego	13	51,435
31 New York Jets	24	72,114
36 Seattle	20	73,274
3 At Oakland	9	51,583
14 At Kansas City	31	40,237
21 Oakland	24	73,974
25 At Seattle	17	51,853

1981

Coch: Dan Reeves	10-6-0	Attend.
9 Oakland	7	74,796
10 At Seattle	13	58,513
28 Baltimore	10	74,804
42 San Diego	24	74,844
17 At Oakland	0	51,035
27 Detroit	21	74,816
14 At Kansas City	28	74,672
7 At Buffalo	9	77,757
19 Minnesota	17	74,834
23 Cleveland (OT)	20	74,850
24 At Tampa Bay	7	64,518
21 At Cincinnati	38	57,207
17 At San Diego	34	51,533
16 Kansas City	13	74,744
23 Seattle	13	74,527
24 At Chicago	35	40,125

REGULAR SEASON RESULTS

1982

Coch: Dan Reeves	2-7-0	Attend.
3 San Diego	23	73,564
24 San Francisco	21	73,899
10 Seattle	17	73,916
20 At San Diego	30	47,629
27 Atlanta	34	73,984
27 At L.A. Rams	24	48,112
16 Kansas City	37	74,192
10 At L.A. Raiders	27	44,160
11 At Seattle	13	43,145

1983

Coch: Dan Reeves	9-7-0	Attend.
14 At Pittsburgh	10	58,233
17 At Baltimore	10	52,613
10 Philadelphia	13	74,202
7 L.A. Raiders	22	74,289
14 At Chicago	31	58,210
26 At Houston	14	44,209
24 Cincinnati	17	74,305
14 San Diego	6	74,581
27 Kansas City	24	74,640
19 At Seattle	27	64,785
20 At L.A. Raiders	22	51,945
38 Seattle	27	74,710
7 At San Diego	31	43,650
27 Cleveland	6	70,912
21 Baltimore	19	74,854
17 At Kansas City	48	11,377

Playoffs

7 At Seattle	31	60,752
--------------	----	--------

1984

Coch: Dan Reeves	13-3-0	Attend.
20 Cincinnati	17	74,178
0 At Chicago	27	54,335
24 At Cleveland	14	61,980
21 Kansas City	0	74,263
16 L.A. Raiders	13	74,833
28 At Detroit	7	55,836
17 Green Bay	14	62,546
37 At Buffalo	7	31,204
22 At L.A. Raiders (OT)	19	91,020
26 New England	19	74,908
16 At San Diego	13	53,162
42 Minnesota	21	74,716
24 Seattle	27	74,922
13 At Kansas City	16	38,494
16 San Diego	13	74,867
31 At Seattle	14	64,411

Playoffs

17 Pittsburgh	24	74,981
---------------	----	--------

1985

Coch: Dan Reeves	11-5-0	Attend.
16 At L.A. Rams	20	52,522
34 New Orleans	23	74,488
44 At Atlanta	28	37,903
26 Miami	30	73,614
31 Houston	20	74,699
15 At Indianapolis	10	60,621
13 Seattle (OT)	10	74,899
30 At Kansas City	10	68,248
10 At San Diego	30	57,312
17 San Francisco	16	73,173
30 San Diego (OT)	24	74,376
28 At L.A. Raiders (OT)	31	63,161
31 At Pittsburgh	23	56,797
14 L.A. Raiders (OT)	17	75,042
14 Kansas City	13	69,209
27 At Seattle	24	56,283



ALL-TIME PRE-SEASON RESULTS

1960 (0-5)		1961 (1-4)	
6	Boston 43 (Providence, R.I.)	13	At Dallas 31 (Midland, Tex.)
14	Buffalo 31 (Rochester)	48	Oakland 21 (Spokane)
3	At Houston 42	27	At Dallas 29 (Ft. Worth)
0	Dallas 48 (Little Rock)	10	Houston 42 (Mobile)
30	At Los Angeles 36	12	At Oakland 49
1962 (2-2)		1963 (2-3)	
17	Houston 33 (Atlanta)	27	Houston 10
24	At San Diego 31	10	At Oakland 35
27	At Dallas 24	31	San Diego 25
41	At Oakland 12 (Stockton, CA)	16	At Kansas City 30
		14	Buffalo 21 (Winston-Salem)
1964 (2-3)		1965 (1-4)	
20	At San Diego 34	24	Kansas City 30
7	Oakland 20	27	Oakland 17 (Salt Lake City)
32	At Houston 20	6	San Diego 21
10	Kansas City 14 (Ft. Worth)	3	Houston 25 (San Antonio)
28	Boston 17	20	Oakland 30 (Sacramento)
1966 (1-3)		1967 (3-1)	
30	Kansas City 32	2	Miami 19 (Akron)
3	At Buffalo 25	13	Detroit 7
28	Miami 16 (Memphis)	14	Minnesota 9
21	Oakland 52	21	Oakland 17 (N. Platte, Neb.)
1968 (2-3)		1969 (1-4)	
15	Cincinnati 13	6	At Minnesota 26
16	Minnesota 39	22	New Orleans 28
6	San Francisco 22	19	San Francisco 15
6	San Diego 3 (San Antonio)	10	Boston 26 (Jacksonville)
7	Oakland 23 (Portland)	11	At Cincinnati 13
1970 (3-2)		1971 (1-4)	
26	St. Louis 16	13	Washington 17
7	Baltimore 24	10	Atlanta 27 (Memphis)
7	S. Francisco 23 (Eugene, Ore.)	17	San Francisco 33 (Spokane)
30	Chicago 17	14	Minnesota 7
16	Boston 14 (Salt Lake City)	17	At Chicago 33
1972 (2-3)		1973 (2-3)	
0	At Washington 41	10	At Washington 14
13	At St. Louis 17	38	St. Louis 17
27	At San Francisco 24	7	At San Francisco 43
49	New England 24	16	Buffalo 14
13	Baltimore 20	10	Baltimore 17
1974 (4-2)		1975 (3-3)	
19	New York Jets 41	20	Baltimore 23
27	Minnesota 21	21	At New Orleans 24
10	At San Francisco 3	27	Houston 21
31	At Green Bay 21	13	At Chicago 0
27	New England 21 (At Spokane)	10	At San Francisco 44
14	Atlanta 20	21	St. Louis 17
1976 (5-2)		1977 (5-1)	
10	Detroit 7 (Hall of Fame Game at Canton, Ohio)	14	Baltimore 8
14	Chicago 15	15	St. Louis 7
7	At San Francisco 17	10	At Atlanta 2
13	At Dallas 9	24	At Philadelphia 28
52	Seattle 7	27	At Seattle 10
21	At St. Louis 17	20	At San Francisco 0
30	Minnesota 17		

ALL-TIME PRE-SEASON RESULTS (Continued)

1978 (2-2)		1979	
17	At Houston 12	6	At Dallas 7
14	Dallas 21	13	Washington 6
23	At Buffalo 13	21	At San Francisco 0
13	San Francisco 24	20	New England 17 (OT)
1980 (2-2)		1981 (2-2)	
17	Cincinnati 6	7	New York Jets 33
6	At New York Giants 9	14	At Miami 24
13	Los Angeles 26	17	Green Bay 7
38	At Green Bay 0	24	At Cincinnati 20
1982 (4-0)		1983 (3-1)	
33	At Los Angeles Rams 20	10	Seattle 7
17	Miami 14	21	Atlanta 10
27	Minnesota 17	19	Cleveland 10
20	At New York Jets 13	3	At Minnesota 34
1984 (3-1)		1985 (2-2)	
13	Washington 16	20	N.Y. Giants 30
21	San Francisco 20	20	At San Francisco 13
31	Indianapolis 0	20	Indianapolis 3
24	At Atlanta 13	9	Minnesota 13

REGULAR SEASON SERIES RECORDS

ATLANTA FALCONS

1970—At Den 24, Atl 10
 1972—At Atl 23, Den 20
 1975—At Atl 35, Den 21
 1979—Den 20, At Atl 17 (OT)
 1982—Atl 34, At Den 27
 1985—Den 44, At Atl 28
 (Broncos 3, Falcons 3)

BUFFALO BILLS

1960—Den 27, At Buf 21
 1960—At Den 38, Buf 38 (tie)
 1961—Den 22, At Buf 10
 1961—Buf 23, At Den 10
 1962—Den 23, At Buf 20
 1962—Buf 45, At Den 38
 1963—Buf 30, At Den 28
 1963—At Buf 27, Den 17
 1964—At Buf 30, Den 13
 1964—Buf 30, At Den 19
 1965—Buf 30, At Den 15
 1965—At Buf 31, Den 13
 1966—At Buf 38, Den 21
 1967—Buf 17, At Den 16
 1967—Den 21, At Buf 20
 1968—At Den 34, Buf 32
 1969—At Buf 41, Den 28
 1970—Den 25, At Buf 10
 1975—At Buf 38, Den 14
 1977—At Den 26, Buf 6
 1979—Den 19, At Buf 16
 1981—At Buf 9, Den 7
 1984—Den 37, At Buf 7
 (Broncos 9, Bills 13, 1 tie)

CHICAGO BEARS

1971—At Den 6, Chi 3
 1973—Chi 33, At Den 14
 1976—Den 28, At Chi 14
 1978—At Den 16, Chi 7
 1981—At Chi 35, Den 24
 1983—At Chi 31, Den 14
 1984—At Chi 27, Den 0
 (Broncos 3, Bears 4)

CINCINNATI BENGALS

1968—At Cin 24, Den 10
 1968—At Den 10, Cin 7
 1969—Den 30, At Cin 23
 1969—At Den 27, Cin 16
 1971—Cin 24, At Den 10
 1972—At Cin 21, Den 10
 1973—At Den 28, Cin 10
 1975—Cin 17, At Den 16
 1976—At Cin 17, Den 7
 1977—Den 24, At Cin 13
 1979—At Den 10, Cin 0
 1981—At Cin 38, Den 21
 1983—At Den 24, Cin 17
 1984—At Den 20, Cin 17
 (Broncos 8, Bengals 6)

CLEVELAND BROWNS

1970—Cle 27, At Den 13
 1971—Den 27, At Cle 0
 1972—Cle 27, At Den 20
 1974—At Cle 23, Den 21
 1975—At Den 16, Cle 15
 1976—At Den 44, Cle 13
 1978—Den 19, At Cle 7
 1980—Den 19, At Cle 16
 1981—At Den 23, Cle 20 (OT)
 1983—At Den 27, Cle 6
 1984—Den 24, Cle 14
 (Broncos 8, Browns 3)

DALLAS COWBOYS

1973—Dal 22, At Den 10
 1977—At Dal 14, Den 6
 1980—At Den 41, Dal 20
 Broncos 1, Cowboys 2)

DETROIT LIONS

1971—Det 24, At Den 20
 1974—Den 31, At Det 27
 1978—At Det 17, Den 14
 1981—At Den 27, Det 21
 1984—Den 28, At Det 7
 (Broncos 3, Lions 2)

SERIES RECORDS (Continued)

GREEN BAY PACKERS

1971—At GB 34, Den 13
1975—At Den 23, GB 13
1978—At Den 16, GB 3
1984—At Den 17, GB 14
(Broncos 3, Packers 1)

HOUSTON OILERS

1960—Hou 45, At Den 25
1960—At Hou 20, Den 10
1961—Hou 55, At Den 14
1961—At Hou 45, Den 14
1962—At Den 20, Hou 10
1962—At Hou 34, Den 17
1963—At Hou 20, Den 14
1963—Hou 33, At Den 24
1964—Hou 38, At Den 17
1964—At Hou 34, Den 15
1965—At Den 28, Hou 17
1965—Den 31, At Hou 21
1966—At Hou 45, Den 7
1966—At Den 40, Hou 38
1967—At Hou 10, Den 6
1967—Hou 20, At Den 18
1968—At Hou 38, Den 17
1969—At Hou 24, Den 21
1969—At Den 20, Hou 20
1970—At Hou 31, Den 21
1972—At Den 30, Hou 17
1973—Den 48, At Hou 20
1974—At Den 37, Hou 14
1976—At Hou 17, Den 3
1977—Den 24, At Hou 14
1980—Hou 20, At Den 16
1983—Den 26, At Hou 14
1985—At Den 31, Hou 20
(Broncos 10, Oilers 17, 1 tie)

INDIANAPOLIS COLTS

(Baltimore Colts 1953-83)
1974—Den 17, At Bal 6
1977—At Den 27, Bal 13
1978—At Bal 7, Den 6
1981—At Den 28, Bal 10
1983—Den 17, At Bal 10
1983—At Den 21, Bal 19
1985—Den 15, At Ind 10
(Broncos 6, Colts 1)

KANSAS CITY CHIEFS

(Dallas Texans 1960-62)
1960—Dal 17, At Den 14
1960—At Dal 34, Den 7
1961—Dal 19, At Den 12
1961—At Dal 49, Den 21
1962—Dal 24, At Den 3
1962—At Dal 17, Den 10
1963—KC 59, At Den 7
1963—At KC 52, Den 21
1964—At Den 33, KC 27
1964—At KC 49, Den 39
1965—KC 31, At Den 23
1965—At KC 45, Den 35
1966—At KC 37, Den 10
1966—KC 56, At Den 10
1967—At KC 52, Den 9
1967—KC 38, At Den 24
1968—At KC 34, Den 2
1968—KC 30, At Den 7
1969—KC 26, At Den 13
1969—At KC 31, Den 17
1970—At Den 26, KC 13
1970—At KC 16, Den 0
1971—KC 16, At Den 3
1971—At KC 28, Den 10
1972—KC 45, At Den 24
1972—At KC 24, Den 21
1973—At KC 16, Den 14
1973—At Den 14, KC 10
1974—Den 17, At KC 14

1974—KC 42, At Den 34
1975—At Den 37, KC 33
1975—At KC 26, Den 13
1976—Den 35, At KC 26
1976—At Den 17, KC 16
1977—At Den 23, KC 7
1977—Den 14, At KC 7
1978—Den 23, At KC 17 (OT)
1978—At Den 24, KC 3
1979—Den 24, At KC 10
1979—At Den 20, KC 3
1980—KC 23, At Den 17
1980—At KC 31, Den 14
1981—At KC 28, Den 14
1981—At Den 16, KC 13
1982—KC 37, At Den 16
1983—At Den 27, KC 24
1983—At KC 48, Den 17
1984—At Den 21, KC 0
1984—At KC 16, Den 13
1985—Den 30, At KC 10
1985—At Den 14, KC 13
(Broncos 18, Chiefs 33)

LOS ANGELES RAIDERS

(Oakland Raiders 1960-81)
1960—At Den 31, Oak 14
1960—At Oak 48, Den 10
1961—At Oak 33, Den 19
1961—At Den 27, Oak 24
1962—At Den 44, Oak 7
1962—Den 23, At Oak 6
1963—Oak 26, At Den 10
1963—At Oak 35, Den 31
1964—At Oak 40, Den 7
1964—At Den 20, Oak 20
1965—Oak 28, At Den 20
1965—At Oak 24, Den 13
1966—Oak 17, At Den 3
1966—At Oak 28, Den 10
1967—At Oak 51, Den 0
1967—Oak 21, At Den 17
1968—Oak 43, At Den 7
1968—At Oak 33, Den 27
1969—Oak 24, At Den 14
1969—At Oak 41, Den 10
1970—At Oak 35, Den 23
1970—Oak 24, At Den 19
1971—Oak 27, At Den 16
1971—At Oak 21, Den 13
1972—Den 30, At Oak 23
1972—Oak 37, At Den 20
1973—At Den 23, Oak 23
1973—At Oak 21, Den 17
1974—Oak 28, At Den 17
1974—Den 20, At Oak 17
1975—Oak 42, At Den 17
1975—At Oak 17, Den 10
1976—Oak 17, At Den 10
1976—At Oak 19, Den 3
1977—Den 30, At Oak 7
1977—Oak 24, At Den 14
1978—At Den 14, Oak 6
1978—Den 21, At Oak 6
1979—At Oak 27, Den 3
1979—Oak 14, At Den 10
1980—At Oak 9, Den 3
1980—Oak 24, At Den 21
1981—At Den 9, Oak 7
1981—Den 17, At Oak 0
1982—At LA 27, Den 10
1983—LA 22, At Den 7
1983—At LA 22, Den 20
1984—At Den 16, LA 13
1984—Den 22, At LA 19 (OT)
1985—At LA 31, Den 28 (OT)
1985—LA 17, At Den 14 (OT)
(Broncos 13, Raiders 36, 2 ties)

SERIES RECORDS (Continued)

LOS ANGELES RAMS

1972—Den 16, At LA 10
1974—LA 17, At Den 10
1979—LA 13, At Den 9
1982—Den 27, At LA 24
1985—At LA 20, Den 16
(Broncos 2, Rams 3)

MIAMI DOLPHINS

1966—At Mia 24, Den 7
1966—At Den 17, Mia 7
1967—At Mia 35, Den 21
1968—At Den 21, Mia 14
1969—At Mia 27, Den 24
1971—At Den 10, Mia 10
1975—At Mia 14, Den 13
1985—Mia 30, At Den 26
(Broncos 2, Dolphins 5, 1 tie)

MINNESOTA VIKINGS

1972—Min 23, At Den 20
1978—At Min 12, Den 9 (OT)
1981—At Den 19, Min 17
1984—At Den 42, Min 21
(Broncos 2, Vikings 2)

NEW ENGLAND PATRIOTS

(Boston Patriots 1960-70)
1960—Den 13, At Bos 10
1960—At Den 31, Bos 24
1961—At Bos 45, Den 17
1961—Bos 28, At Den 24
1962—At Bos 41, Den 16
1962—Bos 33, At Den 29
1963—At Den 14, Bos 10
1963—At Bos 40, Den 21
1964—Bos 39, At Den 10
1964—At Bos 12, Den 7
1965—Den 27, At Bos 10
1965—Bos 28, At Den 20
1966—Bos 24, At Den 10
1966—Den 17, At Bos 10
1967—At Den 26, Bos 21
1968—Bos 20, At Den 17
1968—Den 35, At Bos 14
1969—At Den 35, Bos 7
1972—At Den 45, NE 21
1976—At NE 38, Den 14
1979—At Den 45, NE 10
1980—At NE 23, Den 14
1984—At Den 26, NE 19
(Broncos 11, Patriots 12)

NEW ORLEANS SAINTS

1970—Den 31, At NO 6
1974—At Den 33, NO 17
1979—At Den 10, NO 3
1985—At Den 34, NO 23
(Broncos 4, Saints 0)

NEW YORK GIANTS

1972—At NY 29, Den 17
1976—At Den 14, NY 13
1980—Den 14, At NY 9
(Broncos 2, Giants 1)

NEW YORK JETS

(New York Titans 1960-62)
1960—At NY 28, Den 24
1960—NY 30, At Den 27
1961—At NY 35, Den 28
1961—At Den 27, NY 10
1962—Den 32, At NY 10
1962—NY 46, At Den 45
1963—Den 35, NY 35
1963—NY 14, At Den 9
1964—At NY 30, Den 6

1964—At Den 20, NY 16
1965—At Den 16, NY 13
1965—At NY 45, Den 10
1966—NY 16, At Den 7
1967—NY 38, At Den 24
1967—Den 33, At NY 24
1968—Den 21, At NY 13
1969—At Den 21, NY 19
1973—Den 40, At NY 28
1976—At Den 46, NY 3
1978—NY 31, At Den 28
1980—At Den 31, NY 24
(Broncos 10, Jets 10, 1 tie)

PHILADELPHIA EAGLES

1971—At Phi 17, Den 16
1975—At Den 25, Phi 10
1980—At Phi 27, Den 6
1983—Phi 13, At Den 10
(Broncos 1, Eagles 3)

PITTSBURGH STEELERS

1970—At Den 16, Pit 13
1971—Den 22, At Pit 10
1973—Den 23, At Pit 13
1974—At Den 35, Pit 35 (OT)
1975—At Pit 20, Den 9
1977—At Den 21, Pit 7
1978—Pit 21, At Den 17
1979—At Pit 42, Den 7
1983—Den 14, At Pit 10
1985—Den 31, At Pit 23
(Broncos 6, Steelers 3, 1 tie)

ST. LOUIS CARDINALS

1973—Den 17, At SL 17
1977—At Den 7, SL 0
(Broncos 1, Cardinals 0, 1 tie)

SAN DIEGO CHARGERS

(Los Angeles Chargers 1960)
1960—LA 23, At Den 19
1960—At LA 41, Den 33
1961—At SD 37, Den 0
1961—SD 19, At Den 16
1962—At Den 30, SD 21
1962—Den 23, At SD 20
1963—At Den 50, SD 34
1963—At SD 58, Den 20
1964—At SD 42, Den 14
1964—SD 31, At Den 20
1965—At SD 34, Den 31
1965—SD 35, At Den 21
1966—At SD 24, Den 17
1966—At Den 20, SD 17
1967—SD 38, At Den 21
1967—At SD 24, Den 20
1968—At SD 55, Den 24
1968—SD 47, At Den 23
1969—At Den 13, SD 0
1969—At SD 45, Den 24
1970—At SD 24, Den 21
1970—At Den 17, SD 17
1971—At Den 20, SD 16
1971—At SD 45, Den 17
1972—At SD 37, Den 14
1972—At Den 38, SD 13
1973—At Den 30, SD 19
1973—Den 42, At SD 28
1974—At Den 27, SD 7
1974—At SD 17, Den 0
1975—Den 27, At SD 17
1975—At Den 13, SD 10 (OT)
1976—At Den 26, SD 0
1976—Den 17, At SD 0
1977—Den 14, At SD 10
1977—At Den 17, SD 9

SERIES RECORDS (Continued)

1978—At Den 27, SD 14
1978—At SD 23, Den 0
1979—At Den 7, SD 0
1979—At SD 17, Den 7
1980—SD 30, At Den 13
1980—Den 20, At SD 13
1981—At Den 42, SD 24
1981—At SD 34, Den 17
1982—SD 23, At Den 3
1982—At SD 30, Den 20
1983—At Den 14, SD 6
1983—At SD 31, Den 7
1984—At Den 16, SD 13
1984—Den 16, At SD 13
1985—At SD 30, Den 10
1985—At Den 30, SD 24 (OT)
(Broncos 24, Chargers 27, 1 tie)

SAN FRANCISCO 49ERS

1970—At SF 19, Den 14
1973—SF 36, At Den 34
1979—Den 38, At SF 28
1982—At Den 24, SF 21
1985—At Den 17, SF 16
(Broncos 3, 49ers 2)

SEATTLE SEAHAWKS

1977—Den 24, At Sea 13
1978—At Den 28, Sea 7

The Denver Broncos, one of eight original American Football League teams, have been a member of the National Football League since the 1970 merger between the two leagues.

Since the merger the Broncos are, in terms of won-lost record:

- the fourth most successful team in the American Football Conference.
 - the eighth most successful team in the NFL.
 - the second most successful team of the original AFL franchises.
 - one of only 10 teams to post a winning record.
- Following are the top 10 teams in the NFL by winning percentage:

Following are the standings of the 10 most successful teams since the AFL-NFL merger, as well as the standings of the eight original AFL teams from 1970-1985.

THE NATIONAL FOOTBALL LEAGUE
(1970-85)

Team	W	L	T	Pct.	Winning Seasons
Miami	168	63	2	.725	14
Dallas	166	67	0	.712	16
L.A. Raiders	161	66	6	.704	15
L.A. Rams	147	82	4	.639	13
Pittsburgh	148	84	2	.637	12
Washington	148	84	2	.637	12
Minnesota	138	93	2	.597	10
Denver	128	100	5	.560	10
San Francisco	121	110	2	.524	9
Cincinnati	121	112	0	.519	8

Original American Football League Teams

Team	W	L	T	Pct.	Winning Seasons
L.A. Raiders	161	66	6	.704	15
Denver	128	100	5	.560	10
New England	111	122	0	.476	8
San Diego	106	122	5	.466	5
Kansas City	100	128	5	.440	5
New York Jets	99	133	1	.427	3
Houston	89	142	2	.384	5
Buffalo	87	144	2	.378	5

1978—Den 20, At Sea 17 (OT)
1979—At Den 37, Sea 34
1979—At Sea 28, Den 23
1980—At Den 36, Sea 20
1980—Den 25, At Sea 17
1981—At Sea 13, Den 10
1981—At Den 23, Sea 13
1982—Sea 17, At Den 10
1982—At Sea 13, Den 11
1983—At Sea 27, Den 19
1983—At Den 38, Sea 27
1984—Sea 27, At Den 24
1984—Den 31, At Sea 14
1985—At Den 13, Sea 10 (OT)
1985—Den 27, At Sea 24
(Broncos 11, Seahawks 6)

TAMPA BAY BUCCANEERS

1976—At Den 48, TB 13
1981—Den 24, At TB 7
(Broncos 2, Buccaneers 0)

WASHINGTON REDSKINS

1970—Was 19, At Den 3
1974—At Was 30, Den 3
1980—At Den 20, Was 17
(Broncos 1, Redskins 2)

PLAYOFF HISTORY

1984
WILD CARD PLAYOFF GAME

PITTSBURGH 24, DENVER 17

PITTSBURGH 24, DENVER 20
DENVER, CO., Dec. 30—Denver had two possessions in the final two minutes of the game but failed to score as Pittsburgh advanced to the Conference Championship game. Denver's opportunistic defense recovered two Steeler fumbles in the first quarter. The first one resulted in a Rich Karlis field goal attempt, but it sailed wide right. Pittsburgh fumbled on the next play, and the Broncos recovered again. That turnover led to a seven-yard touchdown pass from John Elway to Jim Wright. Pittsburgh scored on a 28-yard field goal on the first play of the second period, and just before intermission, the Steelers took the lead on Frank Pollard's one-yard TD plunge. Denver tied the game early in the third quarter on a 21-yard Karlis field goal. The Broncos regained the lead on their next possession, scoring on a 20-yard pass from Elway to Steve Watson. For the game, Watson gained 177 yards on 11 receptions. The Steelers mounted a scoring drive of their own, tying the game at 17-17 on a Mark Malone to Louis Lipps pass late in the quarter. Later, Pittsburgh's Eric Williams intercepted an Elway pass and returned it to the Denver two-yard line with only 2:45 left in the game. Pollard scored two plays later to give the Steelers the lead 24-17. Denver couldn't move the ball on its final two possession as time ran out.

Pittsburgh	0	10	7	7	—	24
Denver	7	0	10	0	—	17

Den—J. Wright 9 pass from Elway (Karlis kick)
(5-22)

Pitt—Anderson 28 FG (12-62)
Field goal (Anderson kick) (8-78)

Pitt-Pollard 1 run (Anderson kick) (8-7 8)
Den-Karlis 21 FG (4-0)

Den—Watson 20 pass from Elway (Karlis kick
(6-46)

Pitt—Lipps 10 pass from Malone (Anderson kick)

(7-66)
Pitt—Pollard 2 run (Anderson kick) (3-2)

Pitt—Pollard 2 full (A)
Attendance—74,982

INDIVIDUAL STATISTICS

Pittsburgh

Pittsburgh
RUSHING—Pollard 16-99, Abercrombie 17-75, Malone 5-(-6), Lipps 1-0, Veals 1-1. **PASSING**—Malone 17-28-0, 224 yards. **RECEIVING**—Abercrombie 3-18, Pollard 4-48, Lipps 5-86, Stallworth 3-38, Cunningham 1-19, Thompson 1-15.

Denver

Denver
RUSHING—Elway 4-16, Winder 15-37, Watson 1-(-3), Willhite 1-1, Parros 1-0.
PASSING—Elway 19-37-2, 184 yards, Willhite 1-1-0, 52 yards. **RECEIVING**—
Winder 4-22, Watson 11-177, J. Wright 2-16, Willhite 2-12, Alexander 1-9.

1983
WILD CARD PLAYOFF GAME

SEATTLE 31, DENVER 7

SEATTLE 31, DENVER 7
SEATTLE, Wash., Dec. 24—Seattle broke open a close contest with two second-half Dave Krieg touchdown passes as the Seahawks beat Denver 31-7 in the AFC Wild Card playoff game. Seattle scored on its first possession of the day with a 17-yard pass from Krieg to Steve Largent. Later in the first quarter, Denver mounted a nine-play, 76-yard drive, scoring on a 13-yard pass from Steve DeBerg to Jesse Myles. Seattle cornerback Kerry Justin intercepted a DeBerg pass on Denver's next drive and the Seahawks drove to the Denver 20-yard line, with Norm Johnson converting a 37-yard field goal. Denver then drove down to the Seattle four-yard line, but Gerald Willhite fumbled and Seattle recovered, and then ran the remaining time off the clock. The second half belonged to the Seahawks as Krieg passed for two touchdowns and running back David Hughes ran for another, making the final score. 31-7.

Denver	7	0	0	0	—	7
Seattle	7	3	7	14	—	31

Sea—Largent 17 pass from Krieg.
(Johnson kick)
Den—Myles 13 pass from DeBerg.
(Karlis kick)
Sea—Metzelaars 5 pass from Krieg.
(Johnson kick)
Sea—Johns 18 pass from Krieg.
(Johnson kick)
Sea—Hughes 2 run. (Johnson kick)
Attendance—60,752

Team Statistics	Den	Sea
First downs	21	17
Total net yards	360	324
Net yards rushing	125	145
Net yards passing	235	179
Total plays	69	53
Passes	24-34-2	12-13-0
Return yards	128	146
Penalty yards	35	34

INDIVIDUAL STATISTICS

Denver

RUSHING—Winder 16-59, Poole 7-25, Elway 3-16, Willhite 5-16, Sampson 1-8, Watson 1-1. **RECEIVING**—Myles 7-73, Watson 4-51, Poole 4-17, Sampson 3-52, Winder 2-13, Thomas 1-19, Egloff 1-16, Wilson 1-12, Willhite 1-1. **PASSING**—DeBerg 14-19-1, 131 yards. Elway 10-15-1, 123 yards.

Seattle

RUSHING—Warner 23-99, Hughes 3-16, Bryant 5-15, Krieg 3-9, Dixon 3-4, Zorn 1-2. **PASSING**—Krieg 12-13-0, 200 yards. **RECEIVING**—Largent 4-76, Warner 3-22, Johns 2-59, Young 2-38, Metzelaars 1-5.

1979 WILD CARD PLAYOFF GAME

HOUSTON 13, DENVER 7

HOUSTON, Tex., Dec. 23—Toni Fritsch kicked two field goals to provide the margin of victory as the Houston Oilers played strong second half defense and defeated the Broncos, 13-7, earning the Oilers advancement in the American Football Conference playoffs.

Fritsch opened the scoring with a 31-yard first period field goal, but Denver came back to take a 7-3 lead on a seven-yard pass from Craig Morton to running back Dave Preston, an 80-yard drive that took the Broncos 13 plays.

Houston went ahead to stay on a three-yard burst by Earl Campbell at 14:14 of the second period. However, Campbell was injured on the play and did not return to action in the second half. Oiler quarterback Dan Pastorini and wide receiver Ken Burrough also left the contest due to injuries, both early in the second half, putting a severe crimp in the Houston attack. But the Broncos were able to move the ball for only 216 yards total offense, and the tenacious Houston defense sacked Morton six times for 40 yards in losses as the Oilers held on to win.

Linebacker Bob Swenson intercepted a Gifford Nielsen pass at the Oiler 26-yard line midway through the fourth period, but two sacks of Morton led to a 50-yard field goal attempt by Fred Steinfort. Steinfort's kick hit the upright, and the Oilers later drove for a second field goal by Fritsch, this one of 20 yards, providing the final victory margin.

Denver drove to the Houston 27 at the two minute mark, but the Oiler defense again rose to the occasion to stifle the threat and secure the win, eliminating the Broncos from the playoffs.

Denver	7	0	0	0	—	7
Houston	3	7	0	3	—	13

Hou—Fritsch 31 FG
Den—Preston 7 pass from Morton
(Turner kick)
Hou—Campbell 3 run (Fritsch kick)
Hou—Fritsch 20 FG
Attendance—48,776

Team Statistics	Den	Hou
First downs	17	15
Total net yards	216	282
Net yards rushing	112	135
Net yards passing	104	147
Total plays	65	65
Passes	14-27-1	10-22-2
Return yards	37	57
Penalty yardage	70	19

INDIVIDUAL STATISTICS

Denver

RUSHING—Armstrong 12-51, Preston 9-24, Jensen 4-5, Canada 4-29, Upchurch 1-3, Morton 2-0. **PASSING**—Morton 14-27-1, 144 yards. **RECEIVING**—Armstrong 2-22, Egloff 1-17, Preston 4-40, Moses 3-47, Jensen 1-11, Canada 1-4, Odoms 2-3.

Houston

RUSHING—Campbell 16-50, T. Wilson 8-21, Coleman 2-5, Carpenter 16-59. **PASSING**—Pastorini 8-18-1, 149 yards; Nielsen 2-4-1, 9 yards. **RECEIVING**—Coleman 1-41, Carpenter 3-26, Barber 1-31, T. Wilson 4-53, Campbell 1-7.

1978 DIVISIONAL PLAYOFF GAME

PITTSBURGH 33, DENVER 10

PITTSBURGH, Pa., Dec. 30—Two fourth quarter touchdown passes by Pittsburgh quarterback Terry Bradshaw lifted the Steelers to a 33-10 victory over the Denver Broncos and into the American Football Conference championship game.

Bradshaw's scoring tosses included a 45-yard bomb to John Stallworth and a 38-yarder to Lynn Swann, capping a brilliant performance by the Pittsburgh passer.

The Broncos took the early lead on a 37-yard Jim Turner field goal, but Pittsburgh's Franco Harris ran one and 18 yards for touchdowns and Roy Gerela kicked a 24-yard field goal to give the Steelers a 16-3 advantage. Denver cut the margin to 16-10 on a three-yard Dave Preston TD, but Gerela kicked another field goal to make the halftime margin 19-10. Denver threatened to come closer in the third period, but Turner's 29-yard field goal attempt was blocked, and Bradshaw's passing sealed Denver's fate early in the final stanza. The Steelers rolled to 425 yards total offense, with Bradshaw accounting for 272 through the air, 156 on ten receptions by Stallworth. The eventual World Champion Steelers limited the Broncos' ground game to just 87 yards in earning the right to play the Houston Oilers for the AFC crown the following week.

Denver	3	7	0	0	—	10
Pittsburgh	6	13	0	14	—	33

Team Statistics	Den	Pit
First downs	15	24
Total net yards	218	425
Net yards rushing	87	153
Net yards passing	131	272
Total plays	55	69
Passes	12-22-0	16-29-1
Return yards	110	93
Penalty yardage	104	88

Den—Turner 37 FG
Pit—Harris 1 run (kick failed)
Pit—Harris 18 run (Gerela kick)
Pit—Gerela 24 FG
Den—Preston 3 run (Turner kick)
Pit—Gerela 27 FG
Pit—Stallworth 45 pass from Bradshaw
(Gerela kick)
Pit—Swann 38 pass from Bradshaw
(Gerela kick)
Attendance—48,921

INDIVIDUAL STATISTICS

Denver

RUSHING—Keyworth 6-12, Lytle 5-6, Canada 1-3, Perrin 6-6, Preston 4-14, Weese 4-43, Armstrong 1-3. **PASSING**—Morton 3-5-0, 34 yards; Weese 8-16-0, 118 yards; Dilts 1-1-0, 16 yards. **RECEIVING**—Moses 2-33, Dolbin 4-77, Lytle 1-1-1, Perrin 2-16, Odoms 1-24, Preston 2-19.

Pittsburgh

RUSHING—Harris 24-105, Bleier 8-26, Bradshaw 2-4, Thornton 2-4, Moser 2-6, J. Smith 1-4, Deloplane 1-4. **PASSING**—Bradshaw 16-29-1, 272 yards. **RECEIVING**—Stallworth 10-156, Grossman 4-64, Swann 2-52.

1978 SUPER BOWL XII

DALLAS 27, DENVER 10

NEW ORLEANS, La., Jan. 15—The Dallas Cowboys evened their Super Bowl record at 2-2 by defeating the Denver Broncos 27-10 before a sellout crowd of 76,400, plus 90 million television viewers, the largest audience ever to watch a sporting event. Dallas converted two pass interceptions by safety Randy Hughes and cornerback Aaron Kyle into 10 points and Efen Herrera added a 35-yard field goal to give the Cowboys at 13-0 halftime advantage. The Denver offense had trouble getting untracked against the hard-hitting Cowboy defense. The Broncos lost three fumbles and were intercepted twice on their last five possessions of the first half. The Broncos came back momentarily at the outset of the third period. Craig Morton engineered a drive to the Cowboys 30-yard line from where Jim Turner booted a 47-yard field goal to make the score 13-3. After an exchange of punts, Dallas wide receiver Butch Johnson made a spectacular diving catch in the end zone to complete a 45-yard pass from Roger Staubach to put the Cowboys ahead 20-3. However, the momentum swung back to the Broncos as Rick Upchurch returned the kickoff 67 yards to the Dallas 26. On the second play of the series, Norris Weese relieved Craig Morton at quarterback. Morton, who was intercepted only eight times during the regular season, had thrown a Super Bowl record four interceptions. Weese guided the Broncos to a touchdown — a one-yarder by Ron Lytle — to cut the Dallas lead to 20-10 with 5:39 left in the third quarter. Dallas clinched

the victory when running back Robert Newhouse threw a 29-yard touchdown pass to Golden Richards on an option play with 7:04 remaining in the game. It was the first pass thrown by Newhouse since the 1975 regular season. The Cowboys offense amassed 325 yards while the defense limited the Broncos to 156 in a game which saw the Cowboys control the ball 38:34 to Denver's 21:26. Roger Staubach completed 17 of 25 passes for 183 yards while Harvey Martin and Randy White, who were named Co-MVPs, led the Cowboys defense which recovered four fumbles and intercepted four passes.

Dallas	10	3	7	7	—	27
Denver	0	0	10	0	—	10

	Team Statistics	Dal	Den
Dal—Dorsett 3 run (Herrera kick)	First downs	17	11
Dal—FG Herrera 35	Total net yards	325	156
Dal—FG Herrera 43	Net yards rushing	143	121
Den—FG Turner 47	Net yards passing	182	35
Dal—Johnson 45 pass from Staubach (Herrera kick)	Total plays	71	58
Den—Lytle 1 run (Turner kick)	Passes	19-28-0	8-25-4
Dal—Richards 29 pass from Newhouse (Herrera kick)	Return yards	97	195
Attendance—76,400	Penalty yardage	94	60

INDIVIDUAL STATISTICS

Dallas

RUSHING—Johnson 1-(-9), Dorsett 15-66, Newhouse 14-55, P. Pearson 3-11, Staubach 3-6, White 1-13, Laidlaw 1-1. **PASSING**—Staubach 17-25-0, 183 yards; White 1-2-0, 5 yards; Newhouse 1-1-0, 29 yards. **RECEIVING**—P. Pearson 5-37, Dorsett 2-11, DuPre 4-66, Newhouse 3-(-1), Johnson 2-53, Richards 2-38, D. Pearson 1-13.

Denver

RUSHING—Keyworth 5-9, Armstrong 7-27, Lytle 10-35, Perrin 3-8, Jensen 1-16, Weese 3-26. **PASSING**—Morton 4-15-4, 39 yards; Weese 4-10-0, 22 yards. **RECEIVING**—Moses 1-21, Perrin 1-(-7), Dolbin 2-24, Odoms 2-9, Jensen 1-5, Upchurch 1-9.

1978 AFC CHAMPIONSHIP

DENVER 20, OAKLAND 17

DENVER, Colo., Jan. 1—Denver quarterback Craig Morton threw two touchdown passes to Haven Moses as the Broncos defeated the defending NFL Champion Oakland Raiders 20-17 and moved into their first Super Bowl. Morton, who was drafted and spent nine-and-a-half years with the Cowboys, would face his former Dallas teammates after completing 10 of 20 passes for 224 yards. It would be the second meeting in five weeks for these two teams—Dallas won 14-6 in the regular season finale as Morton played only the opening series due to a bruised hip. On a sunny, 18-degree day before 74,982 Denver partisans, the Raiders scored on their initial possession as Errol Mann kicked a 20-yard field goal to climax an 18-play drive. Morton hit Moses on their first scoring hookup two plays later on a 74-yard touchdown bomb, and the Broncos were on top to stay. Denver took advantage of two Oakland turnovers in the second half to win its second game in three meetings with the Raiders during the 1977 season. Defensive end Brison Manor recovered running back Clarence Davis' fumble at the Oakland 17 and running back Jon Keyworth scored from the 1-yard line to increase the margin to 14-3 in the third quarter. Oakland quarterback Ken Stabler hit tight end Dave Casper on the first of two scoring passes to narrow the lead to 14-10 with 39 seconds elapsed in the final period. But on Oakland's next possession, linebacker Bob Swenson intercepted a Stabler pass and ran to the Raiders' 14. Morton then threw 12 yards to Moses for the Broncos' final touchdown. Oakland finished the scoring on the next series as Stabler threw 17 yards to Casper for the game's last touchdown. Denver controlled the ball for the final 3:08 and gave Red Miller the AFC title in his first year as a head coach. Moses, a 10-year veteran, had five receptions for 168 yards. The Denver defense, which was No. 1 against the rush in the NFL during the regular season, held the Raiders to 94 yards on the ground.

Oakland	3	0	0	14	—	17
Denver	7	0	7	6	—	20

	Team Statistics	Oak	Den
Oak—FG Mann 20	First downs	20	16
Den—Moses 74 pass from Morton (Turner kick)	Total net yards	298	308
Den—Keyworth 1 run (Turner kick)	Net yards rushing	94	91
Oak—Casper 7 pass from Stabler (Mann kick)	Net yards passing	204	217
Den—Moses 12 pass from Morton (pass failed)	Total plays	72	58
Oak—Casper 17 pass from Stabler (Mann kick)	Passes	17-35-1	10-20-1
Attendance—74,982	Return yards	152	93
	Penalty yardage	6	46

INDIVIDUAL STATISTICS

Oakland

RUSHING—Davis 9-1, van Eeghen 20-71, Banaszak 7-22. **PASSING**—Stabler 17-35-1. **RECEIVING**—van Eeghen 2-8, Biletnikoff 4-38, Branch 3-59, Casper 5-71, Siani 1-12, Banaszak 1-2, Bradshaw 1-25.

Denver

RUSHING—Keyworth 8-19, Lytle 7-26, Perrin 11-42, Armstrong 7-16, Morton 2-(-4), Jensen 1-2, Moses 1-(-10). **PASSING**—Morton 10-20-1, 224 yards. **RECEIVING**—Moses 5-168, Perrin 2-20, Odoms 1-13, Keyworth 1-3, Jensen 1-20.

1977 DIVISIONAL PLAYOFF GAME

DENVER 34, PITTSBURGH 21

DENVER, Colo., Dec. 24—After ties at 7, 14, and 21, veteran Jim Turner kicked a 44-yard field goal to put Denver ahead to stay as the Broncos—in their first playoff game ever—beat the perennial AFC Central Champion Steelers. Leading 24-21, the Broncos capped their victory with two fourth-quarter interceptions by linebacker Tom Jackson, the last of which set up Craig Morton's 34-yard game-clinching touchdown pass to Jack Dolbin. Denver capitalized on a blocked punt and a fumble recovery for two scores in the first half, which ended 14-14. Morton and Steeler quarterback Terry Bradshaw traded touchdown passes in the second half before Turner's kick, Jackson's interceptions, and Morton's arm kept Pittsburgh from the AFC title game for the first time in four years. The Denver victory set up a third game between the AFC Western Champion Broncos and the AFC Wild Card Raiders, who split two regular season games.

Pittsburgh	0	14	0	7	—	21
Denver	7	7	7	13	—	34

	Team Statistics	Pit	Den
Den—Lytle 7 run (Turner kick)	First downs	18	15
Pit—Bradshaw 1 run (Gerela kick)	Total net yards	304	258
Den—Armstrong 10 run (Turner kick)	Net yards rushing	127	103
Pit—Harris 1 run (Gerela kick)	Net yard passing	177	155
Den—Odoms 30 pass from Morton (Turner kick)	Total plays	76	61
Pit—Brown 1 pass from Bradshaw (Gerela kick)	Passes	19-37-3	11-23-0
Den—FG Turner 44	Return yards	135	161
Den—FG Turner 25	Penalty yardage	67	20
Den—Dolbin 34 pass from Morton (Turner kick)			
Attendance—75,011			

INDIVIDUAL STATISTICS

Pittsburgh

RUSHING—Harris 28-92, Bleier 7-14, Bradshaw 4-21. **PASSING**—Bradshaw 19-37-3, 177 yards. **RECEIVING**—Harris 4-20, Cunningham 3-42, Swann 1-6, Stallworth 4-80, Bleier 2-10, Brown 1-1, Maxson 3-11, Grossman 1-7.

Denver

RUSHING—Lytle 12-26, Keyworth 5-20, Jensen 4-13, Armstrong 11-44, Morton 5-0. **PASSING**—Morton 11-23-0, 164 yards. **RECEIVING**—Jensen 2-33, Odoms 5-43, Moses 2-45, Armstrong 1-9, Dolbin 1-34.

BRONCOS COACHING HISTORY

BRONCO COACHING RECORDS

Season	Coach	Record	
1960	Frank Filchock	4-9-1	
1961	Frank Filchock	3-11-0	
	Filchock's totals	7-20-1	.268
1962	Jack Faulkner	7-7-0	
1963	Jack Faulkner	2-11-1	
1964	Jack Faulkner	0-4-0	
	Faulkner's totals	9-22-1	.297
1964	Mac Speedie	2-7-1	
1965	Mac Speedie	4-10-0	
1966	Mac Speedie	0-2-0	
	Speedie's totals	6-19-1	.250
1966	Ray Malavasi	4-8-0	
	Malavasi's totals	4-8-0	.333
1967	Lou Saban	3-11-0	
1968	Lou Saban	5-9-0	
1969	Lou Saban	5-8-1	
1970	Lou Saban	5-8-1	
1971	Lou Saban	2-6-1	
	Saban's totals	20-42-3	.331
1971	Jerry Smith	2-3-0	
	Smith's totals	2-3-0	.400
1972	John Ralston	5-9-0	
1973	John Ralston	7-5-2	
1974	John Ralston	7-6-1	
1975	John Ralston	6-8-0	
1976	John Ralston	9-5-0	
	Ralston's totals	34-33-3	.507
1977	Red Miller	12-2-0	
	Playoffs	2-1-0	
1978	Red Miller	10-6-0	
	Playoffs	0-1-0	
1979	Red Miller	10-6-0	
	Playoffs	0-1-0	
1980	Red Miller	8-8-0	
	Miller's totals	40-22-0	.645
		42-25-0	.627
1981	Dan Reeves	10-6-0	
1982	Dan Reeves	2-7-0	
1983	Dan Reeves	9-7-0	
	Playoffs	0-1	
1984	Dan Reeves	13-3-0	
	Playoffs	0-1	
1985	Dan Reeves	11-5-0	
	Reeves' totals	45-28-0	.616
		45-30-0	.600

ASSISTANT COACH ROSTER

Marvin Bass 1982-1985; Marv Braden 1977-1980; Ken Carpenter 1961; Jim Cason 1960; Max Coley 1972-1976; Joe Collier 1969-1985; Dick Coury 1972-1973; Kay Dalton 1974-1976; George Dickson 1964-1965; Dale Dodrill 1960-1963, 1966; Whitey Dovell 1967-1971, 1979-1980; Rod Dowhower 1980-1982; Hunter Enis 1967-1971; Jerry Frei 1972-1975, 1981-1982; Chan Gailey 1985; Bob Gambold 1972-1977; Alex Gibbs 1984-1985; Mike Giddings 1976; Gary Glick 1962; I.J. Gorman, 1983-1984; Ken Gray 1977-1978; Bob Griffin 1966; John Hadl, 1983; Ed Hughes 1963; Charley Johnson 1976; Reed Johnson 1981; Stan Jones 1967-1971, 1976-1985; Charlie Lee 1981; Dick MacPherson 1967-1970; Ray Malavasi 1964-1966; Jim Martin 1962; Marv Matusak 1966; Richie McCabe 1978-1982; Bus Mertes 1965-1966; Al Miller 1985; Bob Miller 1963-1965; Myrel Moore 1972-1977, 1982-1985; Nick Nicolau 1981-1985; Babe Parilli 1977-1979; Fran Polsfoot 1977-1984; Dan Radakovich, 1983; Paul Roach 1977-1980; Sam Rutigliano 1967-1970; Mike Shanahan 1984-1985; Jerry Smith 1971; Mac Speedie 1962-1964; Doc Urich 1972-1976, 1984-1985; Doak Walker, 1966; Charlie West, 1983-1985; Bob Zeman 1978-1982.

ATTENDANCE MARKS

BRONCOS LARGEST CROWDS At Home—Mile High Stadium

75,042	vs. Los Angeles Raiders	Dec. 8, 1985
75,011	vs. Pittsburgh (Playoffs)	Dec. 24, 1977
75,008	vs. Chicago	Oct. 16, 1978
75,007	vs. Oakland	Oct. 30, 1977
75,002	vs. St. Louis	Sept. 18, 1977
74,997	vs. San Diego	Oct. 7, 1979
74,989	vs. Seattle	Oct. 1, 1978
74,983	vs. San Diego	Sept. 17, 1978
74,983	vs. New York Jets	Nov. 5, 1978
74,982	vs. Oakland (Playoffs)	Jan. 1, 1978
74,981	vs. Pittsburgh (Playoffs)	Dec. 30, 1984
74,970	vs. San Diego	Sept. 21, 1981
74,967	vs. Pittsburgh	Nov. 6, 1977
74,965	vs. Green Bay	Nov. 19, 1978
74,939	vs. Baltimore	Nov. 27, 1977

On the Road

91,020	at Los Angeles Raiders	Oct. 28, 1984
81,065	at Cleveland	Oct. 5, 1980
79,864	at Buffalo	Oct. 5, 1975
77,757	at Buffalo	Oct. 25, 1981
76,400	at New Orleans (Super Bowl XII)	Jan. 15, 1978
75,674	at Cleveland	Oct. 24, 1971
74,672	at Kansas City	Oct. 18, 1981
74,292	at Kansas City	Oct. 14, 1979
71,785	at Detroit	Nov. 23, 1978
71,414	at Kansas City	Oct. 7, 1973
70,856	at Cleveland	Nov. 12, 1978
70,307	at Philadelphia	Sept. 7, 1980
70,043	at Kansas City	Oct. 26, 1975
68,248	at Kansas City	Oct. 27, 1985
67,598	at New York Giants	Oct. 26, 1980

ATTENDANCE BY SEASON

Year	Home	Road	Total
1960	91,333	115,994	207,327
1961	74,508	122,315	196,823
1962	178,485	146,442	324,927
1963	132,218	165,995	298,213
1964	118,259	166,744	285,003
1965	219,786	215,992	435,778
1966	192,198	203,799	395,997
1967	231,801	247,696	479,497
1968	281,374	278,008	559,382
1969	326,851	276,755	603,606
1970	355,739	330,184	685,923
1971	358,400	377,642	736,042
1972	361,414	412,073	773,487
1973	356,327	351,334	707,661
1974	347,322	354,367	701,689
1975	342,375	347,944	690,319
1976	436,468	349,126	785,594
1977	524,595	370,917	895,512
1978	598,085	470,756	1,068,841
1979	597,521	427,040	1,024,561
1980	593,084	473,680	1,066,764
1981	*598,224	*475,360	*1,073,584
1982	369,555	183,046	552,601
1983	592,493	385,022	977,515
1984	585,233	450,442	1,035,675
1985	589,500	452,847	1,042,347
Totals	9,453,148	8,151,520	17,604,668

*Bronco records

ATTENDANCE (Continued) SEASON TICKET SALES

1960—2,675	*1973—48,000
1961—5,775	*1974—49,000
1962—5,042	*1975—49,000
1963—7,624	*1976—62,215
1964—8,002	*1977—73,089
1965—22,905	*1978—73,092
1966—18,898	*1979—73,313
1967—24,650	*1980—73,298
1968—27,348	*1981—73,380
1969—31,936	*1982—73,380
1970—43,580	*1983—73,377
*1971—47,500	*1984—73,347
*1972—48,000	*1985—73,309

*Season tickets sold out. Since and including the 1970 season, every Bronco game at Mile High Stadium has been a sellout, giving the Broncos 117 consecutive sellouts in the regular season through the final game of the 1985 season.

BRONCOS STATISTICAL HISTORY

OFFENSE YEAR-BY-YEAR

	Total Plays	First Downs	Rush Yards	Pass Yards	Total Yards	Total Points
1960	958	248	1195	3247	4442	309
1961	934	219	1091	2720	3811	251
1962	885	270	1298	3404	4702	353
1963	832	230	1508	2487	3995	301
1964	905	211	1311	2021	3332	240
1965	959	255	1829	2640	4469	303
1966	816	171	1173	1995	3168	196
1967	852	172	1265	1682	2947	256
1968	897	217	1614	2357	3971	255
1969	841	243	1637	2524	4161	297
1970	883	217	1802	2025	3827	253
1971	891	217	2093	2065	4158	203
1972	831	237	1838	2634	4472	325
1973	893	253	1954	2519	4473	354
1974	861	258	2157	2328	4485	302
1975	964	268	1993	2541	4534	254
1976	901	239	1932	2204	4136	315
1977	887	223	2043	1863	3906	274
1978	1039	294	2451	2378	4829	282
1979	1044	306	2040	3102	5142	289
1980	992	286	1865	2777	4642	310
1981	1062	306	1895	3531	5426	321
1982	592	170	1018	1819	2837	148
1983	1025	292	1784	3027	4811	302
1984	1018	298	2076	2859	4935	353
1985	1152	339	1851	3645	5496	380

DEFENSE YEAR-BY-YEAR

	Total Plays	First Downs	Rush Yards	Pass Yards	Total Yards	Total Points
1960	927	254	2145	2987	5132	393
1961	899	233	1633	2785	4418	432
1962	862	234	1868	2670	4538	332
1963	828	254	1687	3394	5081	473
1964	902	270	2064	2906	4970	438
1965	850	244	1337	2960	4297	392
1966	871	251	2029	2515	4544	381
1967	921	276	2076	3125	5201	409
1968	916	251	1861	3163	5024	404
1969	918	278	1709	2932	4641	344
1970	838	199	1351	2354	3705	264
1971	825	206	1834	1985	3819	275
1972	876	251	1668	2183	3851	350
1973	872	239	1795	2440	4235	296
1974	945	265	1808	2583	4391	294
1975	901	247	1974	2032	4006	307
1976	903	222	1709	2026	3735	206
1977	941	217	1530	2244	3774	148
1978	1016	251	1979	2469	4448	198
1979	1033	273	1693	3159	4852	262
1980	1043	303	2117	3125	5242	323
1981	999	268	1992	2868	4860	289
1982	616	176	935	2234	3169	226
1983	1099	321	1938	3673	5611	327
1984	1123	308	1664	4023	5687	241
1985	1069	290	1973	3206	5179	329

YEARLY LEADERS Rushing

	Yards	Attempts	Average	TDs
1960	Rolle—501	Rolle—130	Mingo—3.9	Mingo—4
1961	Stone—505	Stone—127	Stone—4.0	Bukaty—5
1962	Stone—360	Stone—94	Stone—3.8	Mingo—4
1963	Joe—649	Joe—154	Joe—4.2	Joe—4
1964	Mitchell—590	Mitchell—177	Joe—3.7	Mitchell—5
1965	Gilchrist—954	Gilchrist—252	Hayes—4.1	Gilchrist—6
1966	Hayes—411	Haynes—129	Hayes—3.9	Haynes—2
				Choboian—2
1967	Little—381	Little—130	Mitchell—3.8	Hickey—4
				Hayes—4
1968	Little—584	Little—158	Little—3.7	Lynch—4
1969	Little—729	Little—146	Little—5.0	Little—6
1970	Little—901	Little—209	Anderson—4.4	Crenshaw—5
1971	Little—1133	Little—284	Dawkins—4.4	Little—6
1972	Little—859	Little—216	Anderson—4.4	Little—9
1973	Little—979	Little—256	Dawkins—4.4	Little—12
1974	Armstrong—1407	Armstrong—263	Armstrong—5.3	Keyworth—10
1975	Keyworth—725	Keyworth—182	Keyworth—4.0	Keyworth—3
				Lynch—3
1976	Armstrong—1008	Armstrong—247	Armstrong—4.1	Armstrong—5
1977	Armstrong—489	Armstrong—130	Perrin—4.1	Armstrong—4
1978	Perrin—455	Armstrong—112	Canada—4.6	Perrin—4
		Keyworth—112		
1979	Armstrong—453	Armstrong—108	Armstrong—4.2	Lytle—4
1980	Jensen—476	Preston—111	Jensen—4.7	Armstrong—4
				Preston—4
1981	Parros—749	Preston—183	Parros—4.3	Lytle—4
1982	Willhite—347	Parros—77	Willhite—5.0	Willhite—2
1983	Winder—757	Winder—196	Willhite—4.4	Pool—4
1984	Winder—1153	Winder—296	Willhite—4.8	Winder—4
1985	Winder—714	Winder—199	Elway—5.1	Winder—8

Passing

	Yards	Attempts	Completions
1960	Tripucka—3038	Tripucka—478	Tripucka—248
1961	Tripucka—1690	Tripucka—344	Tripucka—167
1962	Tripucka—2917	Tripucka—440	Tripucka—240
1963	Slaughter—1689	Slaughter—223	Slaughter—112
1964	Lee—1611	Lee—265	Lee—133
1965	McCormick—1292	McCormick—253	McCormick—103
1966	Choboian—1110	McCormick—193	Choboian—82
1967	Tensi—1915	Tensi—325	Tensi—131
1968	Briscoe—1589	Briscoe—224	Briscoe—93
1969	Tensi—1990	Tensi—286	Tensi—131
1970	Liske—1340	Liske—238	Liske—112
1971	Ramsey—1120	Ramsey—178	Horn—89
1972	Johnson—1783	Johnson—238	Johnson—132
1973	Johnson—2465	Johnson—346	Johnson—184
1974	Johnson—1969	Johnson—244	Johnson—136
1975	Ramsey—1562	Ramsey—233	Ramsey—128
1976	Ramsey—1931	Ramsey—270	Ramsey—128
1977	Morton—1929	Morton—254	Morton—131
1978	Morton—1802	Morton—267	Morton—146
1979	Morton—2626	Morton—370	Morton—204
1980	Morton—2150	Morton—301	Morton—183
1981	Morton—3195	Morton—376	Morton—225
1982	DeBerg—1405	DeBerg—223	DeBerg—131
1983	Elway—1663	Elway—259	Elway—123
1984	Elway—2598	Elway—380	Elway—214
1985	Elway—3891	Elway—605	Elway—327
			Int.
1960	Pct.	Tripucka—24	Tripucka—34
1961	Tripucka—486	Tripucka—10	Herring—22
1962	Tripucka—545	Tripucka—17	Tripucka—25
1963	Slaughter—502	Slaughter—12	Slaughter—14
1964	Slaughter—513	Lee—11	Lee—20
1965	Slaughter—510	McCormick—7	McCormick—14
1966	Choboian—503	McCormick—6	McCormick—15
1967	Tensi—403	Tensi—16	Tensi—17
1968	Briscoe—415	Briscoe—14	Briscoe—13
1969	Tensi—458	Tensi—12	Tensi—12
1970	Liske—471	Liske—7	Liske—11
1971	Horn—514	Ramsey—5	Horn—14
1972	Johnson—555	Johnson—14	Johnson—14
1973	Johnson—532	Johnson—20	Johnson—17
1974	Johnson—557	Johnson—13	Johnson—9
1975	Ramsey—549	Ramsey—9	Ramsey—14
1976	Ramsey—474	Ramsey—11	Ramsey—13
1977	Morton—516	Morton—14	Morton—8
1978	Weese—632	Morton—11	Morton—8
1979	Morton—551	Morton—16	Morton—19
1980	Morton—608	Morton—12	Morton—13
1981	Morton—598	Morton—21	Morton—14
1982	DeBerg—587	DeBerg—7	DeBerg—11
1983	DeBerg—553	DeBerg—9	Elway—14
1984	Kubiak—587	Elway—18	Elway—15
1985	Elway—540	Elway—22	Elway—23

YEARLY LEADERS (Continued)

Receiving

No.	Yards	Average	TD
1960	Taylor—92	Carmichael—19.3	Taylor—12
1961	Taylor—100	Frazier—17.0	Frazier—6
1962	Taylor—77	Scarpitto—19.0	Scarpitto—6
1963	Taylor—78	Groman—16.2	Taylor—10
1964	Taylor—76	Dixon—15.4	Taylor—7
1965	Taylor—85	Scarpitto—18.3	Taylor—6
1966	Haynes—46	Denson—20.1	Scarpitto—4
1967	Denson—46	Denson—19.5	Denson—11
1968	Crabtree—46		
1969	Crabtree—35	Denson—17.2	Crabtree—5
1970	Denson—53	Embree—16.2	Denson—5
1971	Denson—47	Whalen—14.0	Whalen—3
1972	Anderson—37	Simmons—16.1	Harrison—2
1973	Sherman—38	Sherman—17.4	Moses—5
1974	Odoms—43	Moses—18.5	Moses—8
1975	Odoms—42	Moses—16.4	Odoms—6
1976	Keyworth—42	Moses—17.4	Dolbin—3
1977	Armstrong—39	Moses—19.9	Odoms—3
1978	Odoms—37	Moses—20.0	Moses—7
1979	Odoms—54	Moses—20.1	Moses—4
1980	Upchurch—64	Moses—17.5	Upchurch—7
1981	Jensen—49	Moses—17.7	Odoms—6
1982	Watson—60	Watson—20.7	Watson—13
1983	Parros—37	Upchurch—15.7	Upchurch—3
1984	Watson—59	Watson—19.2	Watson—5
1985	Watson—69	Watson—17.0	Watson—7
1986	Watson—61	B. Johnson—20.0	Watson—5

Interceptions

No.	Ret. Yards
1960	Gonsoulin—11
1961	Nugent—7
1962	Gonsoulin—7
1963	Gonsoulin—6
1964	Brown—9
1965	Gonsoulin—6
1966	Brown—3
1967	Sellers—3
1968	Sellers—7
1969	Jaquess—5
1970	Thompson—3
1971	Martha—6
1972	Thompson—5
1973	Mitchell—3
1974	Jones—4
1975	Jones—5
1976	Thompson—5
1977	Gradishar—3
1978	Jackson—7
1979	Thompson—5
1980	B. Jackson—6
1981	Foley—6
1982	Foley—4
1983	Foley—5
1984	Kyle—3
1985	Wright—6
1986	Foley—6
1987	Harden—6
1988	Harden—5
1989	L. Wright—5

Punt Returns

No.	Yards	Average
1960	Carmichael—15	Carmichael—10.1
1961	Frazier—18	Frazier—23.1
1962	Mingo—7	Zeman—59
1963	Mitchell—12	Mitchell—14.1
1964	Barry—16	Barry—14.9
1965	Barry—21	Barry—21.0
1966	Haynes—10	Haynes—11.9
1967	Little—16	Little—27.0
1968	Little—24	Little—26.1
1969	Thompson—25	Thompson—28.8
1970	Thompson—23	Thompson—23.3
1971	Thompson—29	Thompson—27.4
1972	Sherman—10	Sherman—8.9
1973	Thompson—30	Thompson—36.6
1974	Thompson—26	Thompson—35.0
1975	Upchurch—27	Upchurch—31.2
1976	Upchurch—39	Upchurch—53.6

YEARLY LEADERS (Continued)

1977	Upchurch—51	Upchurch—653	Upchurch—12.8
1978	Upchurch—36	Upchurch—493	Upchurch—13.7
1979	Upchurch—30	Upchurch—304	Upchurch—10.1
1980	Upchurch—37	Upchurch—353	Upchurch—9.5
1981	Manning—41	Manning—378	Manning—9.2
1982	Upchurch—15	Upchurch—242	Upchurch—16.1
1983	Thomas—33	Thomas—368	Thomas—11.2
1984	Willhite—20	Willhite—200	Willhite—10.0
1985	Thomas—20	V. Johnson—260	Willhite—10.4
	V. Johnson—30		

Kickoff Returns

No.	Yards	Average
1960	Carmichael—22	Carmichael—58.1
1961	Frazier—18	Frazier—50.4
1962	Frazier—19	Frazier—38.8
1963	Mitchell—37	Mitchell—95.4
1964	Barry—47	Barry—124.5
1965	Haynes—34	Haynes—90.1
1966	Sellers—19	Sellers—54.0
1967	Little—35	Little—94.2
1968	Little—26	Little—64.9
1969	Williams—23	Williams—57.4
1970	Anderson—21	Anderson—52.0
1971	Anderson—8	Little—19.9
1972	Montgomery—29	Montgomery—75.6
1973	Armstrong—20	Armstrong—47.2
1974	Armstrong—16	Armstrong—38.6
1975	Upchurch—40	Upchurch—108.4
1976	Upchurch—22	Upchurch—51.4
1977	Upchurch—20	Upchurch—45.6
1978	Perrin—12	Perrin—25.6
1979	Pane—18	Pane—35.4
1980	Brunson—40	Brunson—92.3
1981	Manning—26	Manning—51.4
1982	Willhite—17	Manning—34.6
1983	Thomas—24	Thomas—57.3
1984	Lang—19	Lang—40.4
1985	V. Johnson—30	V. Johnson—74.0

Scoring

TD	FG	Points
1960	Mingo 18-28, 64.3	Mingo—123
1961	Hill 5-15, 33.3	Frazier—50
1962	Stone—8	Mingo—137
1963	Scarpitto—6	Mingo—83
1964	Taylor—10	Mingo 16-30, 53.3
1965	Taylor—7	Mingo 8-12, 66.7
1966	Hayes—7	Kroner 13-29, 44.8
1967	Gilchrist—7	Kroner 14-25, 56.0
1968	Scarpitto—5	Humphreys 7-15, 46.7
1969	Denson—11	Howfield 9-18, 50.0
1970	Crabtree—5	
1971	Little—5	
1972	Denson—5	Howfield 13-29, 44.8
1973	Denson—10	Howfield 18-32, 56.3
1974	Crenshaw—6	Turner 25-38, 65.8
1975	Little—6	Turner 20-29, 69.0
1976	Little—13	Turner 22-33, 66.7
1977	Little—13	Turner 11-21, 52.4
1978	Armstrong—12	Turner 21-29, 72.4
1979	*5 players—4	Turner 15-21, 71.4
1980	Moses—7	Turner 13-19, 68.4
1981	**5 players—4	Turner 11-22, 50.0
1982	Odoms—6	Turner 13-21, 61.9
1983	Upchurch—7	Steinfert 26-34, 76.5
1984	Odoms—6	Steinfert 17-30, 56.7
1985	Watson—13	Karlis 11-13, 84.6
1986	Upchurch—5	Karlis 21-25, 84.0
1987	Watson—5	Karlis 21-28, 75.0
1988	Winder—8	Karlis 23-38, 60.5
1989		Karlis—110

*Keyworth, Dolbin, Little, Lynch, Odoms.

**Armstrong, Moses, Morton, Perrin, Upchurch.

BRONCOS RECORDS

SERVICE

Years played	13 — Barney Chavous, 1973-85
	13 — Tom Jackson, 1973-85
	13 — Bill Thompson, 1968-81
	12 — Paul Howard, 1973-75, 1977-85
	12 — Riley Odoms, 1972-83
Games played (career)	182 — Barney Chavous, 1973-85
	179 — Bill Thompson, 1968-81
	175 — Tom Jackson, 1973-85
	172 — Paul Howard, 1973-75, 1977-85
	161 — Rubin Carter, 1975-85
Games started (career)	178 — Bill Thompson, 1968-81
	177 — Barney Chavous, 1973-85
	163 — Tom Jackson, 1973-85
	149 — Rubin Carter, 1975-85
	147 — Louis Wright, 1975-85

TOTAL OFFENSE

	Game	Season	Career
Plays	56—Tripucka at Buffalo 9/15/62	656—Elway, 1985	1,693—Morton, 1977-82
	56—Slaughter at Houston 12/20/64	515—Tripucka, 1960	1,650—Little, 1967-75
	55—Tripucka vs. Houston 11/6/60	442—Tripucka, 1962	1,379—Elway, 1983-85
	55—Liske at Buffalo 9/28/69		1,283—Tripucka, 1960-63
Yards gained	447—Tripucka at Buffalo 9/15/62	4,144—Elway, 1985	12,137—Morton, 1977-82
	445—Johnson vs. Kansas City 11/24/74	3,213—Morton, 1981	8,788—Elway, 1983-85
	432—Elway at Seattle, 12/20/85	3,038—Tripucka, 1960	7,651—Tripucka, 1960-63
		2,902—Tripucka, 1962	7,255—Johnson, 1972-75
Ave. gain per play	(Min. of 10 plays) 15.70—Morton vs. San Diego 9/27/81	(Min. of 125 plays) 8.37—Morton, 1981	(Min. of 200 plays) 7.30—Johnson, 1972-75
	14.20—Morton vs. Detroit 10/11/81	7.93—Johnson, 1974	7.17—Morton, 1977-82
	13.58—Johnson vs. Kansas City 9/21/75	7.53—Breaux, 1963	7.16—Briscoe, 1968

RUSHING

	Game	Season	Career
Yards gained	183—Armstrong vs. Houston 12/8/74	1,407—Armstrong, 1974	6,323—Little, 1967-75
	166—Little at Cincinnati 10/19/69	1,153—Winder, 1984	4,453—Armstrong, 1973-80
	165—Winder at Houston 10/9/83	1,133—Little, 1971	2,883—Winder, 1982-85
		1,008—Armstrong, 1976	2,653—Keyworth, 1974-80
Carries	34—Winder at L.A. Raiders 10/28/84	296—Winder, 1984	1,641—Little, 1967-75
	32—Gilchrist at Boston 9/24/65	284—Little, 1971	1,023—Armstrong, 1973-80
	31—Armstrong vs. Houston 12/8/74	263—Armstrong, 1974	758—Winder, 1982-85
	30—Dawkins at N.Y. Jets 10/28/73	256—Little, 1973	
	30—Little at Boston 11/3/68		
Ave. per carry	(Min. of 8 carries) 11.00—Rolle vs. Oakland 10/2/60	(Min. of 100 carries) 5.35—Armstrong, 1974	(Min. of 100 carries) 4.71—Elway, 1983-85
	10.38—Joe at Boston 10/18/63	4.99—Little, 1969	4.39—Dawkins, 1971-73
	10.33—Dawkins at Kansas City 10/7/73	4.71—Jensen, 1980	4.35—Armstrong, 1973-80
		4.62—Keyworth, 1974	
		4.62—Canada, 1978	
TDs	3—Armstrong vs. Houston 12/8/74	12—Little, 1973	43—Little, 1967-75
	3—Keyworth vs. Kansas City 11/18/74	10—Keyworth, 1974	25—Armstrong, 1973-80
	3—Little vs. Cincinnati 9/16/73	9—Little, 1972	22—Keyworth, 1974-80
		9—Armstrong, 1974	

RUSHING RECORDS (Continued)

Other Rushing Records

Longest scoring run—82, Mingo vs. Oakland, 10/5/62
80, Little at San Francisco, 10/25/70
72, Dawkins at Kansas City, 10/7/73

Longest non-scoring run—68, Bell vs. Los Angeles, 10/16/60
63, Krieg vs. San Diego, 12/10/72
62, Perrin vs. Baltimore, 11/27/77

RUSHING RECORDS (Continued)

Top Ten Season Marks

	Attempts	Yards	Average	TDs
Otis Armstrong—1974	263	1407	5.3	9
Sammy Winder—1984	296	1153	3.9	4
Floyd Little—1971	284	1133	4.0	6
Otis Armstrong—1976	247	1008	4.1	5
Floyd Little—1973	256	979	3.8	12
Cookie Gilchrist—1965	252	954	3.8	6
Floyd Little—1970	209	901	4.3	3
Floyd Little—1972	216	859	4.0	9
Sammy Winder—1983	196	757	3.9	3
Rick Parros—1981	176	749	4.3	2

Top Career Marks

	Attempts	Yards	Average	TDs
Floyd Little—1967-75	1641	6323	3.9	43
Otis Armstrong—1973-80	1023	4453	4.3	25
Sammy Winder—1982-85	758	2883	3.8	16
Jon Keyworth—1973-80	699	2653	3.8	22
Dave Preston—1978-83	479	1793	3.7	10
Rob Lytle—1977-83	376	1451	3.9	12
Rick Parros—1981-84	329	1330	4.0	6
Bobby Anderson—1970-73	313	1281	4.1	9
Donnie Stone—1961-64	329	1273	3.9	10
Fran Lynch—1967-75	304	1258	4.1	12

PASSING

	Game	Season	Career
Yards gained	447—Tripucka at Buffalo 9/15/62	3,891—Elway, 1985	11,895—Morton, 1977-82
	445—Johnson vs. Kansas City 11/18/74	3,195—Morton, 1981	8,152—Elway, 1983-85
	432—Elway at Seattle, 12/20/85	3,038—Tripucka, 1960	7,676—Tripucka, 1960-63
			7,238—Johnson, 1972-75
Comple- tions	34—Slaughter at Houston 12/20/64	327—Elway, 1985	907—Morton, 1977-82
	30—Tripucka vs. Houston 11/6/60	248—Tripucka, 1960	664—Elway, 1983-85
	29—Tripucka at Buffalo 9/15/62	240—Tripucka, 1962	662—Tripucka, 1960-63
Attempts	56—Tripucka at Buffalo 9/15/62	605—Elway, 1985	1,594—Morton, 1977-82
	53—Slaughter at Houston 12/20/64	478—Tripucka, 1960	1,277—Tripucka, 1960-63
	52—Tripucka vs. Houston 11/6/60	440—Tripucka, 1962	1,244—Elway, 1983-85
	52—Tripucka at Houston 11/20/60		970—Johnson, 1972-75
Pct.	(Min. of 10 attempts) .944—Morton vs. San Diego 9/27/81	(Min. of 100 attempts) .632—Weese, 1978	(Min. of 100 attempts) .575—DeBerg, 1981-82
	.864—Morton vs. K.C. 12/10/78	.608—Morton, 1980	.570—Weese, 1976-79
	.842—Elway vs. Minnesota 11/18/84	.598—Morton, 1981	.569—Morton, 1977-82
TDs	5—Elway vs. Minnesota 11/18/84	24—Tripucka, 1960	74—Morton, 1977-81
	5—Tripucka vs. Buffalo 10/28/62	22—Elway, 1985	52—Johnson, 1972-75
	4—Seven times	21—Morton, 1981	51—Tripucka, 1960-63
		20—Johnson, 1973	47—Elway, 1985

PASSING RECORDS (Continued)

	Game	Season	Career
Interceptions	6—Horn at Green Bay 9/26/71	34—Tripucka, 1960	85—Tripucka, 1960-63
	6—Herring at Houston 11/26/61	25—Tripucka, 1962	65—Morton, 1977-82
	5—8 times	23—Elway, 1985	58—Ramsey, 1971-76
Intercept. avoidance	.000—by many	.013—Kubiak, 1984	.020—Kubiak, 1983-85
		.030—Morton, 1978	.039—Morton, 1977-82
		.031—Morton, 1977	.042—Elway, 1983-85
		.031—Weese, 1979	.043—Breaux, 1963
Ave. per completion	(Min. of 12 attempts)	(Min. of 50 attempts)	(Min. of 100 attempts)
	33.64—Lee at Oakland 12/5/65	17.93—Hufnagel, 1975	17.09—Briscoe, 1968
	27.92—Briscoe vs. Buffalo 11/24/68	17.09—Briscoe, 1968	15.98—Shaw, 1962
	27.42—Johnson vs. Kansas City 9/21/75	16.15—Ramsey, 1972	15.09—Tensi, 1967-70
Ave. per attempt	17.1—Morton vs. San Diego 9/27/81	8.65—Lee, 1965	7.56—Johnson, 1972-75
	16.45—Johnson vs. Kansas City 9/21/75	8.50—Morton, 1981	7.52—Weese, 1976-79
	15.7—Morton vs. Detroit 10/11/81	8.31—Weese, 1978	7.46—Morton, 1977-82
	13.41—Weese vs. Pittsburgh 12/16/78		

Other Passing Records

Most Consecutive Games with TD Pass—

- 10—Johnson, 1973-74 (Last 8 games of 1973 and first 2 games of 1974).
- 9—Morton, 1977 (5th through 13th games).
- 9—Tripucka, 1962 (Span of 10 games, did not play one game).

Most Consecutive Completions—

- 18—DeBerg at Los Angeles Rams (17), 12/12/82 and vs. Kansas City (1), 12/19/82
- 16—Morton vs. Kansas City, 12/10/78
- 11—Elway vs. Kansas City (8), 12/14/85 and at Seattle (3), 12/20/85
- 11—Morton vs. San Diego, 9/27/81
- 11—Tensi at San Diego, 11/23/69
- 10—Tripucka vs. Dallas, 10/8/61

Longest Scoring Pass—

- 97—Shaw to Tarr at Boston, 9/21/62
- 96—Tripucka to Frazier at Buffalo, 9/15/62
- 95—Morton to Watson vs. San Diego, 9/27/81
- 93—Morton to Watson vs. Detroit, 10/11/81

Longest Non-Scoring Pass—

- 86—Morton to Watson vs. Kansas City, 12/6/81
- 74—Liske to Van Heusen at New Orleans, 11/22/70
- 74—Horn to Little vs. Oakland, 10/10/71
- 73—Elway to Watson at Seattle, 12/15/84
- 72—Johnson to Little vs. San Diego, 10/29/74

PASSING RECORDS (Continued)

Top Ten Season Marks

	Att.	Comp.	Int.	Yds.	TD	Pct.
Elway—1985	605	327	23	3891	22	.540
Morton—1981	376	225	14	3195	21	.598
Tripucka—1960	478	248	34	3038	24	.519
Tripucka—1962	440	240	25	2902	17	.545
Morton—1979	370	204	19	2626	16	.551
Elway—1984	380	214	15	2598	18	.563
Johnson—1973	346	184	17	2465	20	.532
Morton—1980	301	183	13	2150	12	.608
Tensi—1969	286	131	12	1990	14	.458
Johnson—1974	244	136	9	1969	13	.557

Top Ten Career Marks

	Att.	Comp.	Int.	Yds.	TD	Pct.
Morton—1977-82	1594	907	62	11895	74	.569
Elway—1983-85	1244	664	52	8152	47	.534
Tripucka—1960-63	1277	662	85	7676	51	.518
Johnson—1972-75	970	517	52	7238	52	.533
Ramsey—1971-76	919	456	58	6437	35	.496
Tensi—1967-70	810	348	45	5153	38	.430
DeBerg—1981-83	546	314	26	3819	22	.575
Slaughter—1963-66	584	291	37	3607	22	.498
McCormick—1963-68	537	207	33	2791	17	.385
Lee—1964-65	345	177	23	2303	16	.513

Career Touchdown Passes—Morton 74, Johnson 52, Tripucka 51, Elway 47, Tensi 38, Ramsey 35, DeBerg 26, Slaughter 22, McCormick 17, Lee 16, Liske 16, Briscoe 14, Breaux 7, Weese 7, Kubiak 6, Herring 5, Penrose 5, Shaw 4, Choboain 4, Horn 3, Robinson 2, LeClair 2, Mingo 2, Glacken 1, Hufnagel 1, Pastrana 1, Stone 1, Little 1, Anderson 1, Keyworth 1.

RECEIVING

	Game	Season	Career
Receptions	13—Anderson vs. Chicago 9/30/73	100—Taylor, 1961	543—Taylor, 1960-66
	13—Taylor vs. Oakland 11/29/64	92—Taylor, 1960	396—Odoms, 1972-83
	12—Taylor at Boston 9/21/62	85—Taylor, 1965	302—Moses, 1972-81
			297—Watson, 1979-85
Yards	199—Taylor vs. Buffalo 11/27/60	1,244—Watson, 1981	6,872—Taylor, 1960-66
	183—Watson at Los Angeles Rams 12/12/82	1,235—Taylor, 1960	5,755—Odoms, 1972-83
	182—Watson vs. Detroit 10/11/81	1,178—Taylor, 1961	5,450—Moses, 1972-81
			5,246—Watson, 1979-85
TDs	3—Watson vs. Baltimore 9/20/81	13—Watson, 1981	44—Taylor, 1960-66
	3—Moses at Houston 10/4/73	12—Taylor, 1960	44—Moses, 1972-81
	3—Scarpitto at Buffalo 12/18/66	11—Denson, 1967	41—Odoms, 1972-83
	3—Taylor vs. Buffalo 11/27/60		
Ave. per catch	(Min. of 4 Catches)	(Min. of 20 Catches)	(Min. of 50 Catches)
	41.25—Little at Buffalo	22.05—Scarpitto, 1963	20.54—Van Heusen, 1968-76
	38.00—Tarr at Boston 9/12/62	20.73—Watson, 1981	18.05—Moses, 1972-81
	36.4—Watson vs. Detroit 10/11/81	20.14—Denson, 1966	17.66—Watson, 1979-85

RECEIVING RECORDS (Continued)

Other Receiving Records

Most Consecutive Games with TD Reception—

- 6—Taylor, 1960-61 (Last 4 games of 1960, first 2 games of 1961)
- 6—Denson, 1969
- 5—Watson, 1981
- 4—Scarpitto, 1963
- 4—Denson, 1967
- 4—Odoms, 1973
- 4—Upchurch, 1979

Most Consecutive Games with Reception—

- 62—Taylor, 1960-64
- 47—Watson, 1983-85
- 41—Odoms, 1976-79
- 33—Odoms, 1973-76
- 29—Preston, 1980-82
- 28—Watson, 1980-82
- 21—Little, 1973-74
- 19—Taylor, 1964-65
- 19—Denson, 1968-69
- 18—Prebola, 1961-62

Top Season Marks

	No.	Yards	TD	Ave.
Taylor—1961	100	1176	4	11.8
Taylor—1960	92	1235	12	13.4
Taylor—1965	85	1131	6	13.3
Taylor—1963	78	1101	10	14.1
Taylor—1962	77	908	4	11.7
Taylor—1964	76	873	7	11.5
Watson—1984	69	1170	7	17.0
Upchurch—1979	64	937	7	14.6
Watson—1985	61	915	5	15.0
Watson—1981	60	1244	13	20.7

Top Career Marks

	No.	Yards	TD	Ave.
Taylor—1960-66	543	6872	44	12.7
Odoms—1972-83	396	5755	41	14.5
Moses—1972-81	302	5450	44	18.0
Watson—1979-85	297	5246	32	17.7
Denson—1964-70	250	4150	32	16.6
Upchurch—1975-82	227	3730	22	16.4
Little—1967-75	215	2418	9	11.2
Preston—1978-83	161	1423	3	8.8
Scarpitto—1962-67	145	2439	24	16.8
Keyworth—1974-80	141	1097	3	7.8

PUNTING

No.	Game	Season	Career
12—	Prestridge at Buffalo 10/25/81	105—Scarpitto, 1967	574—Van Heusen, 1968-76
12—	Scarpitto at Oakland 9/10/67	96—Norman, 1984	377—Prestridge, 1979-83
12—	Van Heusen vs. Cincinnati 10/6/68	96—Ditts, 1978	248—Scarpitto, 1965-67
		92—Norman, 1985	
Ave.	(Min. of 4 punts)	(Min. of 50 punts)	(Min. of 50 punts)
56.6—	Norman vs. Seattle 11/25/84	46.1—Fraser, 1963	45.2—Fraser, 1962-64
53.8—	Scarpitto vs. San Diego 10/22/67	45.8—Scarpitto, 1966	44.4—Scarpitto, 1965-67
53.5—	Fraser vs. New York 11/17/63	45.1—Van Heusen, 1973	41.8—Prestridge, 1979-82

Other Punting Records

- Longest punt**—83—Norman vs. Kansas City, 9/23/84
 78—Van Heusen vs. Dallas, 12/2/73
 75—Fraser at Oakland, 10/14/62
 75—Fraser vs. Boston, 11/11/62
 73—Ditts vs. New York Jets, 11/5/78
 73—Scarpitto vs. Boston, 9/3/67

INDIVIDUAL RECORDS (Continued)

INTERCEPTIONS

No.	Game	Season	Career
4—	Brown vs. New York 11/15/64	11—Gonsoulin, 1960	43—Gonsoulin, 1960-66
4—	Gonsoulin at Buffalo 9/18/60	9—Brown, 1964	42—Foley, 1976-85
3—	Six times	7—Five players	40—Thompson, 1969-81
Return yards	93—Gradishar at Cleveland, 10/5/80	153—Wilson, 1967	784—Thompson, 1969-81
	91—Brown vs. New York 11/15/64	140—Brown, 1964	583—Foley, 1976-85
	73—T. Jackson vs. Baltimore 11/27/77	136—T. Jackson, 1976	542—Gonsoulin, 1960-66

Other Interception Records

Best interception return average, career (10 or more interceptions)—

- 19.6, Thompson, 1969-81
- 18.1, Harden, 1980-85
- 17.8, T. Jackson, 1973-85

Longest scoring interception return—

- 93, Gradishar at Cleveland, 10/5/80
- 73, T. Jackson vs. Baltimore, 11/27/77
- 70, Wilson vs. Kansas City, 12/17/67

Longest non-scoring interception return—

- 70, Moore at Boston 11/20/64
- 65, Alliston at Buffalo 9/18/60
- 65, Foley-Gradishar-Wright, vs. New York Giants, 11/14/76 (Foley intercepted and returned 23, lateral to Gradishar for 10, lateral to Wright for 32).
- 65, D. Smith at Chicago 12/20/81

QUARTERBACK SACKS

(Compiled since 1968)

No.	Game	Season	Career
4—	Mecklenburg, vs. New Orleans, 9/15/85	13—Mecklenburg, 1985	72—Chavous, 1973-85
4—	Mecklenburg, at Pittsburgh, 12/1/85	12—P. Smith, 1974	66.5—P. Smith, 1968-78
		9/15/85	48—R. Jones, 1980-85
		12—P. Smith, 1971	46—Alzado, 1971-78
		12—Costa, 1969	43.5—T. Jackson, 1973-85

PUNT RETURNS

No.	Game	Season	Career
8—	Upchurch at Baltimore 10/22/78	51—Upchurch, 1977	248—Upchurch, 1975-83
7—	Thompson at Kansas City 10/6/74	41—Manning, 1981	157—Thompson, 1969-81
7—	Upchurch vs. San Diego 11/30/75	39—Upchurch, 1976	81—Little, 1967-75
6—	8 times		
Return yards	167—Upchurch vs. Pittsburgh 11/6/77	653—Upchurch, 1977	3008—Upchurch, 1975-83
	125—Upchurch vs. Cleveland 9/26/76	536—Upchurch, 1976	1814—Thompson, 1969-81
	105—Upchurch vs. Buffalo 9/25/77	493—Upchurch, 1978	893—Little, 1967-75
Average		(10 or more returns)	(15 or more returns)
		16.88—Little, 1967	12.13—Upchurch, 1975-83
		16.13—Upchurch, 1982	11.89—Mingo, 1960-64
		13.74—Upchurch, 1976	11.55—Thompson, 1969-81
		13.69—Upchurch, 1978	

INDIVIDUAL RECORDS (Continued)

Other Punt Returns

Longest scoring punt return—

92, Upchurch vs. San Diego 10/3/76
87, Upchurch vs. Pittsburgh 11/6/77
78, Upchurch vs. Kansas City 12/19/82
76, Mingo at Boston 9/9/60

Longest non-scoring punt return—

60, Thompson at Baltimore 11/10/74
59, Thompson vs. New England 12/17/72
54, Mitchell at Buffalo 9/20/64

KICKOFF RETURNS

No.	Game	Season	Career
	7—Barry at Kansas City 11/1/64	47—Barry, 1964 40—Brunson, 1980 40—Upchurch, 1975	104—Little, 1967-75 95—Upchurch, 1975-83 73—Barry, 1964-65
	6—V. Johnson vs. Miami, 9/29/85	37—Mitchell, 1963	
	6—R. Montgomery at San Diego 9/24/72		
	6—Upchurch vs. Cleveland 10/19/75		
Return yards	201—R. Montgomery at San Diego 9/24/72 197—Upchurch vs. Cleveland 10/19/75 185—Little at Miami 9/17/67	1245—Barry, 1964 1084—Upchurch, 1975 954—Mitchell, 1963	2523—Little, 1967-75 2355—Upchurch, 1975-83 1856—Barry, 1964-65
Average		(14 or more returns) 28.50—Thompson, 1969 28.47—Sellers, 1966 28.00—Frazier, 1961	(40 or more returns) 26.28—Haynes, 1965-66 25.42—Barry, 1964-65 25.13—Thompson, 1969-81 24.79—Upchurch, 1975-83

Other Kickoff Return Records

Longest scoring kickoff return—

100, Sellers vs. Houston 10/2/66
100, Wilson at Kansas City 10/8/66
94, Montgomery at San Diego 9/24/72

Longest non-scoring kickoff return—

89, Little vs. Oakland 11/10/68
88, Montgomery at Oakland 10/22/72
77, Scott vs. Kansas City 10/23/66

SCORING

	Game	Season	Career
TDs	* 3—9 times	13—Little, 1972 13—Little, 1973 13—Watson, 1981	54—Little, 1967-75 45—Moses, 1972-81 44—Taylor, 1960-66 44—Odoms, 1972-83
FG	5—Karlis vs. Seattle 11/20/83 5—Mingo vs. San Diego 10/6/63 4—11 times (Turner 3, Mingo 3, Steinfert 2, Karlis, Howfield, Kroner)	27—Mingo, 1962 26—Steinfert, 1980 25—Turner, 1971	151—Turner, 1971-79 76—Karlis, 1982-85 72—Mingo, 1960-64
FG Pct.	1,000-many times	.846—Karlis, 1982, (11 of 13) .840—Karlis, 1983, (21 of 25) .765—Steinfert, 1980, (26 of 34)	.731—Karlis, 1982-85 .672—Steinfert, 1979-81 .648—Turner, 1971-79

SCORING RECORDS (Continued)

	Game	Season	Career
PAT	6—Turner vs. New England 12/17/72 6—Turner at Houston 10/14/73 6—Turner vs. Tampa Bay 11/7/76 6—Turner vs. New England 11/11/79 6—Steinfert vs. San Diego 9/27/81 6—Karlis vs. Minnesota 11/18/84	41—Karlis, 1985 41—Karlis, 1984 40—Turner, 1973 37—Turner, 1972 36—Howfield, 1969 36—Turner, 1976 36—Steinfert, 1981	283—Turner, 1971-79 127—Karlis, 1982-85 120—Mingo, 1960-64 93—Howfield, 1968-70

PAT Pct.	1,000-many times	1,000-8 times, (Turner 3, Kroner 2, Mingo, Howfield, Hill)	.983—Kroner, 1965-67 .979—Howfield, 1968-70 .971—Steinfert, 1979-81
-------------	------------------	---	---

Points	21—Mingo at Los Angeles 10/10/60 20—Scarpitto at Buffalo 12/18/66 20—Mingo vs. San Diego 10/6/63	137—Mingo, 1962 123—Mingo, 1960 110—Steinfert, 1980 106—Turner, 1973	742—Turner, 1971-79 408—Mingo, 1960-64 355—Karlis, 1982-85 324—Little, 1967-75
--------	---	---	---

*Taylor vs. Buffalo, 11/27/60; Stone at San Diego, 11/4/62; Scarpitto at Buffalo, 12/18/66; Little vs. Minnesota, 10/15/72; Little vs. Cincinnati, 9/16/73; Moses at Houston, 10/14/73; Keyworth vs. Kansas City, 11/18/74; Armstrong vs. Houston, 12/8/74; Watson vs. Baltimore, 9/20/81.

Other Scoring Records

Most consecutive games scoring—

55—Turner, 1971-74
47—Turner, 1975-78
32—Howfield, 1968-70
36—Mingo, 1960-64

Longest field goal—

57—Steinfert, vs. Washington 10/13/80
55—Steinfert, at Seattle, 12/21/80
55—Steinfert, vs. Dallas, 9/14/80
53—5 times

Most consecutive games scoring by a non-kicker—

6—Taylor, 1960-61 (Last 4 games of 1960 and first
2 games of 1961)
6—Denson, 1969
6—Little, 1972

Most consecutive games scoring by rushing—

5—Winder, 1985
4—Little, 1969
4—Keyworth, 1974
3—Hayes, 1965
3—Armstrong, 1974

Most consecutive games scoring by reception—

6—Taylor, 1960-61 (Last 4 games of 1960 and first
2 games of 1961)
6—Denson, 1969
5—Watson, 1981
4—Scarpitto, 1963
4—Denson, 1967
4—Odoms, 1973
4—Upchurch, 1979

Interception Returns for Touchdowns

	Date	Opponent	Yards
Harden	12/1/85	at Pittsburgh	42
Foley	12/15/84	at Seattle	40
Woodard	10/7/84	at Detroit	27
Harden	9/23/84	vs. Kansas City	45
Robbins	9/16/84	at Cleveland	62
Latimer	11/23/80	vs. Seattle	15
Gradishar	10/5/80	at Cleveland	93
T. Jackson	11/5/78	vs. New York Jets	28
T. Jackson	11/27/77	vs. Baltimore	73
Wright	10/16/77	at Oakland	18
Jackson	11/14/76	at San Diego	46
Rowser	11/7/76	vs. Tampa Bay	32
Gradishar	11/7/76	vs. Tampa Bay	31
Rowser	9/19/76	vs. New York Jets	41
Gradishar	9/29/75	vs. Green Bay	44
Thompson	10/13/74	vs. New Orleans	38
Mitchell	10/28/73	at New York Jets	40
Thompson	10/14/73	at Houston	59
Forsberg	10/24/71	at Cleveland	40
Burrell	12/7/69	at Miami	38
Thompson	11/16/69	vs. Houston	57
Wilson	12/17/67	vs. Kansas City	70
Wilson	10/22/67	vs. San Diego	40
Sellers	9/3/67	vs. Boston	24
Bramlett	11/14/65	at Houston	25
Wilson	11/7/65	vs. San Diego	65
Griffin	10/17/65	vs. Houston	44
Janik	11/1/64	at Kansas City	22
Gonsoulin	10/6/63	vs. San Diego	43
McMillin	11/22/62	vs. New York	59
McGeever	10/5/62	vs. Oakland	48
Gonsoulin	10/5/62	vs. Oakland	64
Zeman	9/30/62	at New York	30
Yelverton	10/2/60	vs. Oakland	20
Pyeatt	9/18/60	at Buffalo	40

Other Defensive Returns For Touchdowns

	Date	Opponent	Yards
Wright (blocked FG)	11/17/85	vs. San Diego	60
Smith (fumble)	11/4/84	vs. New England	64
Wright (fumble)	10/15/84	vs. Green Bay	27
Foley (fumble)	10/15/84	vs. Green Bay	22
Jones (fumble)	10/7/84	at Detroit	5
Chavous (fumble)	11/13/83	at Los Angeles Raiders	(recovered in end zone)
Thompson (fumble)	9/14/80	vs. Dallas	32
Wright (fumble-lateral from Gradishar)	12/2/79	at Buffalo	86
Swenson (fumble)	11/18/79	at San Francisco	88
Nairne (blocked punt)	11/11/79	vs. New England	22
Carter (fumble)	11/11/79	vs. New England	2
Thompson (fumble-fumble by Swenson)	10/14/79	at Kansas City	2
Gradishar (fumble)	12/3/78	at Oakland	30
Thompson (fumble)	11/5/78	vs. New York Jets	4
Politi (fumble-lateral from Swenson)	11/7/76	vs. Tampa Bay	26
Jones (fumble)	9/23/76	vs. Cleveland	43
Smith (fumble)	11/23/75	at Atlanta	
Thompson (fumble)	10/22/73	vs. Oakland	80
Bramlett (blocked FG)	11/27/66	vs. San Diego	86
Griffin (blocked punt)	10/17/65	vs. Houston	10
Bramlett (fumble)	9/24/65	at Boston	(recovered in end zone)
McMillin (fumble)	11/8/64	vs. San Diego	(recovered in end zone)
Cooke (fumble)	11/1/64	at Kansas City	46
McFadin (fumble)	10/13/63	vs. Houston	6
McMillin (fumble)	12/9/62	at Dallas	9
McFadin (fumble)	11/22/62	vs. New York	69
Gavin (blocked punt)	12/10/61	at Dallas	23

TEAM—GENERAL SEASON

Most consecutive victories—

10—1984
8—1976-77 (Last 2 games of 1976 and first 6 games of 1977)
6—1977
4—1962, 1979, 1981, 1983, and 1985
3—ten times

Most consecutive games with a loss—

10—1984
8—1976-77
7—1973
6—1977

Most consecutive defeats—

11—1963-64
9—1967

Most consecutive games without victory—

14—1963-64
9—1967

TEAM—GENERAL GAME

Largest margin of victory—

43—vs. New York Jets 9/19/76 (46-3)
37—vs. Oakland 10/5/62 (44-7)
35—vs. New England 11/11/79 (45-10)
35—vs. Tampa Bay 11/7/76 (48-13)

Most points in one half—

38—vs. New England 11/11/79
38—vs. Tampa Bay 11/7/76
35—vs. Minnesota, 11/18/84
33—vs. San Diego 10/6/63

Most points in one quarter—

26—at New York Jets 12/3/67
24—vs. Buffalo 11/27/60
24—vs. San Diego 10/6/63
24—vs. Tampa Bay 11/7/76
24—vs. New England 11/11/79

TEAM—OFFENSE

Scoring

	Game	Season
Most Points	50—vs. San Diego 10/6/63 48—at Houston 10/14/73 48—vs. Tampa Bay 11/7/76	380—1985 354—1973 353—1984 353—1962
Fewest Points	0—San Diego 37, Denver 0—10/29/61 0—at Oakland 51, Denver 0—9/10/67 0—at Kansas City 16, Denver 0—12/6/70 0—at San Diego 17, Denver 0—12/15/74 0—at San Diego 23, Denver 0—10/8/78 0—at Chicago 27, Denver 0—9/9/84	148—1982 196—1966 203—1971 240—1964 251—1961
Most touchdowns	6—9 times Most recent: vs. Minnesota, 11/18/84	45—1985 42—1984 41—1973
Most field goals	5—vs. San Diego 10/6/63 4—10 times	27—1962 26—1980 25—1971 23—1985 22—1973

Total Offense

	Game	Season
Most plays	88—at Seattle 10/29/78 (OT) 86—vs. San Diego 11/30/75 86—at Chicago 12/12/76 85—at Los Angeles Raiders 12/26/82	1152—1985 1062—1981 1044—1979 1039—1978
Most total yards	543—vs. New York Jets, 9/19/76 532—vs. Kansas City, 11/18/74 507—vs. Oakland, 12/14/80 505—vs. San Diego, 9/7/62	5496—1985 5426—1981 5142—1979 4935—1984
Ave. gain per play	8.56—vs. San Diego 9/7/62 8.21—at Houston 10/14/73 7.77—vs. New England 12/17/72	5.38—1972 5.21—1974 5.20—1962
Fewest yards	5—at Oakland 9/10/67 26—at Houston 9/3/66 117—vs. Buffalo 12/13/64	2837—1982 3168—1966 3332—1964 3811—1961

TEAM RECORDS (Continued)

Rushing Offense

	Game	Season
Rushing plays	60—vs. San Diego 11/30/75	601—1978
	59—at Chicago 12/12/76	524—1979
	59—at Kansas City (OT) 9/24/78	523—1977
		515—1981
Rushing yards	356—at Chicago 12/12/76	2451—1978
	328—vs. San Diego 11/30/75	2157—1974
	292—at Oakland 11/24/74	2093—1971
		2076—1984
Ave. gain per rush	6.68—vs. Dallas 10/30/60	4.50—1972
	6.64—vs. Houston 9/17/72	4.44—1974
	6.59—vs. Buffalo 11/19/61	4.15—1969
Fewest yards		1018—1982
	13—at Oakland 10/22/72	1091—1961
	20—at Dallas 12/10/61	1173—1966
	27—at Buffalo 9/15/62	1195—1960

Passing Offense

	Game	Season
Passes attempted	56—at Los Angeles Raiders 12/26/82	617—1985
	56—at Buffalo 9/15/72	568—1961
	56—at Boston 9/21/62	559—1962
	55—at Houston 12/20/64	508—1960
Passes completed	35—at Houston 12/20/64	329—1985
	32—vs. Kansas City 11/18/74	292—1962
	31—vs. Houston 11/6/60	289—1981
Passes had intercepted	8—at Houston 12/2/62	45—1961
	6—6 times	40—1962
Completion percentage	.875—vs. San Diego 9/27/81	.596—1981
	.870—vs. Kansas City 12/10/78	.582—1982
	.783—vs. Minnesota 11/18/84	.561—1980
Touchdown passes	5—vs. Minnesota 11/18/84	27—1981
	5—vs. Buffalo 10/28/62	24—1960
	4—8 times	23—1985
		23—1969
Net yards passing		23—1963
	459—vs. Kansas City 11/18/74	3645—1985
	431—vs. Oakland 12/14/80	3531—1981
	428—at Buffalo 9/15/62	3404—1962
Fewest net yards	-53—at Oakland 9/10/67	1682—1967
	-7—at Houston 9/3/66	1819—1982
	1—at Pittsburgh 9/4/83	1995—1966
Fewest times Denver passers thrown for loss	0—Many times	22—1971
		24—1982
		24—1965
		27—1973
Most times Denver passers thrown for loss	11—vs. Buffalo 12/13/64	63—1963
	11—vs. Oakland 11/5/67	61—1981
	10—at Oakland 12/8/75	61—1964
	10—at Oakland 10/31/76	58—1967
Most yardage Denver passers thrown for loss	95—vs. Oakland 11/5/67	590—1963
	84—vs. Buffalo 12/13/64	520—1964
	78—vs. Boston 9/29/63	508—1967
	78—vs. Kansas City 12/14/68	

TEAM RECORDS (Continued)

First Downs

	Game	Season
Most first downs	34—vs. Kansas City 11/18/74	339—1985
	31—vs. Houston 10/6/85	306—1979
	31—vs. New York Jets 9/19/76	298—1984
First downs rushing	19—vs. San Diego 11/30/75	130—1979
	19—at Chicago 12/12/76	129—1978
	17—at Seattle 10/29/78 (OT)	121—1984
First downs passing	25—vs. Kansas City 11/24/74	192—1985
	23—at Houston 12/20/64	177—1962
	22—vs. Oakland 12/14/80	158—1980
First downs penalty	11—vs. Houston 10/6/85	38—1983
	6—vs. Houston 9/7/64	34—1981
	5—7 times	34—1985
Fewest first downs	0—at Houston 9/3/66	170—1982
	3—at Oakland 9/10/67	171—1966
	7—at Kansas City 12/6/70	172—1967
	7—vs. Buffalo 12/13/64	207—1964

Punts

	Game	Season
Most punts	12—at Oakland 9/10/67	105—1967
	12—vs. Cincinnati 10/6/68	96—1984
	12—at Buffalo 10/25/81	96—1968
		96—1978
Fewest punts		45—1982
	0—vs. Dallas 10/8/61	59—1962
	1—vs. San Diego 11/27/66	60—1972
	1—vs. N.Y. Jets 9/19/76	63—1975
Best average		
	(Min. of 4 punts)	
	56.60—vs. Seattle 11/25/84	45.2—1966
	53.75—vs. San Diego 10/22/67	45.1—1973
	53.50—vs. New York 11/17/63	45.0—1982
	52.50—at San Diego 12/22/63	
Poorest average	52.50—vs. Kansas City 10/11/64	
		35.1—1976
		36.4—1978
Best net average (category originated in 1976)		37.3—1960
	(Min. of 4 punts)	
	52.3—at Houston 12/4/77	37.8—1982
	48.3—vs. San Francisco 9/19/82	35.9—1980
Best net average	47.0—vs. Seattle 11/25/84	35.4—1984
		34.8—1981

Punt Returns

	Game	Season
Most returns	8—at Buffalo 9/20/70	63—1970
	8—at Kansas City 10/6/74	58—1977
	8—vs. San Diego 11/30/75	51—1976
	8—at Baltimore 10/22/78	51—1978
Most return yards	167—vs. Pittsburgh 11/6/77	712—1977
	128—vs. San Francisco 9/19/82	640—1976
	126—at New York 12/3/67	582—1978
Best average		14.5—1982
		13.5—1967
		12.9—1963

TEAM RECORDS (Continued)

Kickoff Returns

	Game	Season
Most returns	10—vs. Boston 10/4/64	78—1963
	10—at San Diego 12/22/63	76—1964
	9—at Kansas City, 12/18/83	71—1965
	9—at Boston 10/18/63	
	9—vs. Kansas City 9/7/63	
Most return yards	295—vs. Boston 10/4/64	1801—1963
	289—vs. Kansas City 9/7/63	1758—1964
	238—at Kansas City 10/8/63	1731—1965
Best average		26.9—1966
		25.3—1967
		24.5—1975

Fumbles

	Game	Season
Most fumbles	6—5 times	40—1961
		36—1966
		36—1984
Most fumbles lost	5—vs. Cleveland 10/19/75	23—1961
	5—vs. Chicago 9/30/73	19—1983
	4—7 times	18—1981
		18—1979
Fewest fumbles	0—Many times	15—1969
		21—1973
		23—4 times
Fewest fumbles lost	0—Many times	8—1985
		8—1964
		9—1969
		9—1973

Penalties

	Game	Season
Most penalties	15—vs. Tampa Bay 11/7/76	132—1978
	14—vs. Oakland 10/17/76	116—1979
	14—at N. Y. Jets 10/28/73	105—1976
Most yards penalized	160—vs. Tampa Bay 11/7/76	1097—1978
	134—vs. Pittsburgh 11/6/77	1006—1979
	132—vs. Oakland 10/17/76	986—1976
Fewest penalties	0—vs. Kansas City 12/17/67	48—1967
	1—11 times	54—1960
		54—1982
Fewest yards penalized	0—vs. Kansas City 12/17/67	501—1960
	0—at Boston 9/21/62	512—1967
	5—4 times	516—1982

TEAM—DEFENSE

Total Defense

	Game	Season
Fewest plays allowed	40—vs. San Diego 10/6/63	616—1982
	42—vs. San Diego 11/30/75	826—1971
	44—at Boston 9/24/65	838—1970
	44—vs. Boston 9/29/63	847—1963
Fewest yards allowed		3169—1982
	60—at Cleveland 10/24/71	3705—1970
	66—vs. Chicago 12/5/71	3722—1976
	70—vs. San Diego 11/2/69	
Lowest yield per play	1.12—vs. Chicago 12/5/71	4.01—1977
	1.25—vs. San Diego 11/2/69	4.14—1976
	1.30—at Cleveland 10/24/71	4.38—1978

TEAM DEFENSE RECORDS (Continued)

Rushing Defense

	Game	Season
Fewest rushes allowed	11—at N. Y. Jets 12/3/67	293—1982
	14—at N. Y. Jets 10/28/73	384—1965
	14—at Tampa Bay 11/15/81	409—1970
Fewest yards allowed	0—at Kansas City 12/19/65	935—1982
	18—vs. Pittsburgh 9/27/70	1337—1965
	24—at Cleveland 10/24/71	1351—1970
		1530—1977
Lowest yield per rush	0.00—at Kansas City 12/19/65	3.19—1982
	0.64—vs. Pittsburgh 9/27/70	3.26—1977
	1.47—at Cincinnati 12/14/69	3.30—1970

Passing Defense

	Game	Season
Fewest attempts by opponents	10—at Kansas City (OT) 9/24/78	307—1982
	12—at Kansas City 10/18/81	348—1975
	14—Four times	356—1971
Fewest completions by opponents	2—at Chicago 12/12/76	150—1971
	5—at Green Bay 9/26/71	172—1982
	5—vs. Dallas 10/8/61	181—1975
Lowest completion percentage allowed	.118—at Chicago 12/12/76	.421—1971
	.226—vs. Chicago 12/5/71	.448—1961
	.259—at Cleveland 10/24/71	.459—1965
Fewest net yards allowed	-7—vs. Chicago 12/5/71	1985—1971
	18—at Kansas City 12/6/70	2026—1976
	33—vs. Kansas City 10/4/70	2032—1975
Fewest TD passes allowed	0—Many times	8—1976
		9—1978
		11—1979
		11—1977
Highest percentage interception of opponent passes		.073—1964
		.071—1978
		.070—1960
Most opponent passes intercepted	7—at Oakland 10/16/77	32—1964
	6—4 times	31—1984
Most yards interceptions returns	133—at Buffalo 9/18/60	510—1984
	117—vs. Oakland 10/5/62	491—1977
	111—at Detroit 10/7/84	483—1962
Most times opponent passers thrown for loss	10—at Cincinnati 10/19/69	57—1984
	9—vs. Chicago 12/5/71	50—1970
	9—vs. Buffalo 11/19/61	47—1985
		45—1969
Most yardage opponent passers thrown for loss	95—vs. New York 11/15/64	456—1970
	76—vs. Kansas City 10/4/70	447—1964
	75—vs. New England 12/17/72	435—1971
Lowest yield per pass attempt		5.00—1964
		5.49—1961
		5.52—1972
Lowest yield per pass completion		10.60—1976
		10.64—1972
		10.67—1979

TEAM DEFENSE RECORDS (Continued)

Punting

	Game	Season
	(4 or more punts)	
Lowest opponent	30.0—vs. Buffalo 11/27/60	37.3—1976
average	30.3—at Minnesota (OT) 9/11/78	39.0—1960
	30.4—at Houston 10/26/69	39.4—1982

Punt Returns

	Game	Season
Lowest opponent		4.81—1978
average		6.13—1968
		7.03—1969

Kickoff Returns

	Game	Season
Lowest opponent		17.14—1961
average		17.91—1983
		20.13—1960

Fumbles

	Game	Season
Most opponent	6—at Buffalo 12/2/79	24—1984
fumbles recovered	5—at Boston 11/6/66	23—1981
	5—vs. Buffalo 12/13/64	21—1983
	5—at Oakland 10/14/62	21—1964
Fewest opponent	0—Many times	7—1982
fumbles recovered		11—1974
		12—1985
		12—1980
		12—1972
		12—1968
		12—1967

First Downs

	Game	Season
Fewest opponent	3—vs. San Diego 11/30/75	176—1982
first downs	5—at Chicago 10/24/76	199—1970
	6—vs. Oakland 11/20/66	206—1971
	6—at Cleveland 10/24/71	217—1977
Fewest opponent	1—vs. Cincinnati 12/14/69	53—1982
first downs	1—at Cleveland 10/24/71	67—1970
rushing	1—at Los Angeles 12/12/72	77—1977
	1—at Los Angeles 12/12/72	83—1971
Fewest opponent	1—San Diego 11/30/75	91—1971
first downs	1—at Chicago 12/12/76	104—1976
passing		104—1982
	2—Dallas 10/8/61	106—1975
Fewest opponent	0—Many Times	12—1968
first downs		13—1984
penalty		14—1970

Penalties

	Game	Season
Most opponent	15—vs. Houston 10/6/85	138—1983
penalties	16—vs. Chicago 10/16/78	118—1979
	13—at Houston 10/26/69	114—1978
	13—Cleveland 9/26/76	
Most yards	188—vs. Houston 10/6/85	1033—1979
opponent	147—vs. Chicago 10/16/78	953—1985
penalized	145—at Seattle 12/8/79	949—1981
Fewest yards	0—at Oakland 12/19/71	516—1963
opponent	4—at Miami 12/20/75	571—1982
penalized	5—vs. Kansas City 12/14/85	573—1964
	5—at Houston 9/3/66	576—1966
	5—vs. Boston 11/11/62	

TEAM DEFENSE RECORDS (Continued)

Scoring

	Game	Season
Fewest points	0—vs. San Diego 11/2/69	148—1977
	0—at Cleveland 10/24/71	198—1978
	0—vs. San Diego 10/3/76	206—1976
	0—at San Diego 11/14/76	
	0—vs. St. Louis 9/18/77	
	0—vs. Cincinnati 9/2/79	
	0—vs. San Diego 10/7/79	
	0—at Oakland 10/4/81	
	0—vs. Kansas City 9/23/84	
Fewest	0—Many times	18—1977
touchdowns		21—1978
allowed		25—1976
		25—1982
Fewest field	0—Many times	8—1977
goals allowed		12—1976
		13—1961

OPPONENT INDIVIDUAL RECORDS

Total Offense

MOST PLAYS—60, Joe Namath, at N. Y. Jets, 12/3/67. **YARDS GAINED**—448, Len Dawson, at Kansas City, 11/1/64. **GAIN PER PLAY**—(10 or more plays)—21.62, Jacky Lee, at Houston 11/29/60.

Rushing

MOST RUSHES—36, Earl Campbell, Houston, 11/2/80. **YARDS GAINED**—185, Billy Sims, vs. Detroit, 10/11/81. **GAIN PER RUSH** (8 or more rushes)—12.50, Abner Haynes, at Miami, 9/17/67. and 12.50 Booker Russell, vs. Oakland, 11/25/79. **LONGEST SCORING RUN**—82, Joe Delaney, at Kansas City, 10/18/81. **LONGEST NON-SCORING RUN**—76, Wilmer Fowler, Buffalo, 11/27/60, and 76, Walter Payton, Chicago, 10/16/78.

Passing

ATTEMPTS—60, Joe Namath, at N. Y. Jets, 12/3/67. **COMPLETIONS**—31, Jim Krieg, vs. Seattle, 11/20/83, Joe Gilliam, Pittsburgh (OT), 9/22/74. **HAD INTERCEPTED**—7, Ken Stabler, at Oakland, 10/16/77. **YARDS GAINED**—435, Len Dawson, at Kansas City, 11/1/64. **COMPLETION PERCENTAGE** (10 or more passes)—.813, Bob Berry, at Atlanta, 11/26/72. **TOUCHDOWNS**—6, Len Dawson, at Kansas City, 11/1/64. **LONGEST SCORING PLAY**—92, Len Dawson to Tom Brooker, Dallas, 11/18/62, Jacky Lee to Bill Groman, at Houston, 11/20/60. **LONGEST NON-SCORING PLAY**—77, Tom Flores to Art Powell, Oakland, 11/29/64.

Receiving

RECEPTIONS—12, Art Powell, New York, 10/22/61. 12, Ed Podolak, at Kansas City, 10/7/73. 12, Ken Payne, Green Bay, 9/29/75. 12, Steve Largent, Seattle, 11/25/84. **YARDS GAINED**—213, Curtis McClinton, at Kansas City, 12/19/65. **TOUCHDOWNS**—4, Lance Alworth, San Diego, 12/1/68.

Punting

MOST PUNTS—11, Dennis Partee, San Diego, 11/30/75. 11, Bob Parsons, at Chicago, 12/12/76. **AVERAGE** (4 or more punts)—57.40, Steve O'Neal, New York, 9/21/69. **LONGEST PUNT**—98, Steve O'Neal, New York, 9/21/69.

Punt Returns

MOST RETURNS—9, Rodger Bird, at Oakland, 9/10/67. **RETURN YARDS**—143, Rodger Bird, at Oakland, 9/10/67. **LONGEST SCORING RETURN**—82, Bobby Jancik, at Houston, 12/20/64. **LONGEST NON-SCORING RETURN**—72, Greg Pruitt, at Cleveland, 10/27/74.

Kickoff Returns

MOST RETURNS—6, Cliff Austin, at Atlanta, 9/22/85. **RETURN YARDS**—164, Dave Grayson, Kansas City, 10/11/64. **LONGEST SCORING RETURN**—106, Noland Smith, Kansas City, 12/17/67. **LONGEST NON-SCORING RETURN**—80, Dave Grayson, Kansas City, 10/11/64.

OPPONENT RECORDS (Continued)

Interceptions

MOST INTERCEPTIONS—3 held by nine players. **RETURN YARDS**—99, Bobby Hunt, at Kansas City, 12/8/63. **LONGEST SCORING RETURN**—80, Coy Bacon, San Diego, 11/11/73. **LONGEST NON-SCORING RETURN**—87, Ron Hall, Boston 9/18/66.

Scoring

TOUCHDOWNS—4, Frank Jackson, at Dallas, 12/10/61. 4, Bert Coan, Kansas City, 10/23/66. 4, Lance Alworth, San Diego, 12/1/68. 4, Chuck Muncie, at San Diego, 11/29/81. **FIELD GOALS**—6, Gino Cappelletti, Boston, 10/4/64. **LONGEST FIELD GOAL**—58, Steve Cox, vs. Cleveland, 12/4/83. **POINTS**—24, Frank Jackson, at Dallas, 12/10/61. 24, Bert Coan, Kansas City, 10/23/66. 24, Lance Alworth, San Diego, 12/1/68. 24, Chuck Muncie, at San Diego, 11/29/81.

OPPONENT SINGLE GAME TEAM RECORDS

Scoring

POINTS—59, Kansas City, 9/7/63.

Total Offense

PLAYS—93, Pittsburgh (OT), 9/22/74. **YARDS GAINED**—634, at Oakland, 10/25/64. **GAIN PER PLAY**—10.30, San Diego, 10/6/63. **FEWEST YARDS GAINED**—60, at Cleveland, 10/24/71.

Rushing

RUSHES—62, at New England, 11/28/76. **YARDS GAINED**—380, Kansas City, 10/23/66. **GAIN PER RUSH**—9.27, Kansas City, 10/23/66. **FEWEST YARDS GAINED**—0, at Kansas City, 12/19/65.

Passing

ATTEMPTS—62, at New York, 12/3/67. **COMPLETIONS**—31, vs. Seattle, 11/20/83, Pittsburgh (OT), 9/22/74. **HAD INTERCEPTED**—7, at Oakland, 10/16/77. **MOST YARDS GAINED**—427, at Oakland, 10/25/64. **FEWEST YARDS GAINED**—(-7), Chicago, 12/5/71. **COMPLETION PERCENTAGE**—813, at Atlanta, 11/26/72.

First Downs

TOTAL FIRST DOWNS—33, Pittsburgh (OT), 9/22/74. **RUSHING**—21, at New England, 11/28/76. **PASSING**—21, San Diego, 12/1/68. **PENALTY**—6, Miami, 12/4/66. 6, at Oakland, 11/9/69.

Punting

MOST PUNTS—11, San Diego, 11/30/75, and at Chicago, 12/12/76. **BEST AVERAGE** (4 or more punts)—57.40, NY Jets, 9/21/69.

Punt Returns

MOST RETURNS—9, at Oakland, 9/10/67. **RETURN YARDS**—143, at Oakland, 9/10/67.

Kickoff Returns

MOST RETURNS—9, at Houston, 10/14/73, and at San Diego, 12/9/73. **RETURN YARDS**—238, at Kansas City, 10/8/66.

OPPONENT RECORDS (Continued)

TWO TEAM RECORDS

Scoring

POINTS—91—N.Y. Titans, 46, Denver 45, 11/22/62.

Total Offense

PLAYS—161—Denver 88, Seattle 73 (OT), 10/29/78; 161—Denver 84, at L.A. Raiders 77 (OT), 10/28/84. **YARDS GAINED**—1,057—Denver 476, at San Diego 581, 10/20/68.

Rushing

MOST RUSHES—100—Denver 59, at Kansas City 41 (OT), 9/24/78. **YARDS GAINED**—472—Denver 356, at Chicago 116, 12/12/76.

Passing

ATTEMPTS—97—Denver 53, at Houston 44, 12/2/62. **COMPLETIONS**—53—Denver 35, at Houston 18, 12/20/64. **HAD INTERCEPTED**—13—Denver 8, at Houston 5, 12/2/62. **YARDS GAINED**—708—Denver 321, at San Diego 387, 10/20/68.

Other

TOTAL FIRST DOWNS—58—Denver 34, Kansas City 24, 11/18/74. **FUMBLES**—12—Denver 6, at Boston 6, 11/6/66, and Denver 5, Buffalo 7, 12/13/64. **FUMBLES LOST**—10—Denver 5, at Boston 5, 11/6/66. **YARDS PENALIZED**—273—Denver 128, at Seattle 145, 12/8/79. **FEWEST YARDS PENALIZED**—20—Denver 15, Kansas City 5, 12/14/85.

DENVER BRONCOS RECORDS BROKEN OR TIED IN 1985

(Old records in parentheses)

Team Records - Season

Most points scored - 380 (354 in 1973)
Most touchdowns scored - 45 (42 in 1984)
Most rushing and passing plays - 1,152 (1,062 in 1981)
Most yards, total offense - 5,496 (5,426 in 1981)
Most passes attempted - 617 (568 in 1961)
Most passes completed - 329 (292 in 1962)
Most yards passing - 3,645 (3,531 in 1981)
Most first downs - 339 (306 in 1981)
Most first downs, passing - 192 (181 in 1981)
Fewest fumbles lost - 8 (ties 8 in 1964)
Most games scoring 30 or more points - 6 (5 in 1962, 1973, and 1974)
Most receivers with 20 or more catches - 9 (6 in 1981)
Most receivers with 200 or more yards - 8 (ties 8 in 1972 and 1981)

Team records - Single game

Most first downs, penalty - 11 vs. Houston, 10/6 (New NFL record) (6 vs. Houston, 9/7/64)

Individual records - Career

Most wins, head coach - 45 - Dan Reeves, 1981-85 (40 - Red Miller 1977-80)
Most games played - 182 - Barney Chavous, 1973-85 (178 - Bill Thompson, 1968-81)
Best interception avoidance - .020 - Gary Kubiak, 1983-85
Best field goal percentage - .731 Rich Karlis, 1982-85
Best average gain per rush - 4.71 - John Elway, 1983-85
Most 300+ yard passing games - 5 - John Elway, 1983-85 (ties 5 - Frank Tripucka, 1960-63)
Most quarterback sacks - 72 - Barney Chavous, 1973-85

Individual records - Season

Most rushing and passing plays - 656 - John Elway (515 - Frank Tripucka, 1960)
Most yards, total offense - 4,144 - John Elway (3,213 - Craig Morton, 1981)
Most passes attempted - 605 - John Elway (478 - Frank Tripucka, 1960)
Most passes completed - 327 - John Elway (248 - Frank Tripucka, 1960)
Most yards passing - 3,891 - John Elway (3,195 - Craig Morton, 1981)
Most 300+ yard passing games - 3 - John Elway (ties 3 - Frank Tripucka, 1962)
Most PATs attempted - 44 - Rich Karlis (41 - Rich Karlis, 1984)
Most PATs made - 41 - Rich Karlis (40 - Jim Turner, 1973)
Most quarterback sacks - 13 Karl Mecklenburg (12 - Paul Smith, 1971 and 1974, Lyle Alzado, 1972, and Dave Costa, 1969)
Most receptions, rookie season - 51 - Vance Johnson (29 - John Embree, 1969)
Most yards receiving, rookie season - 721 - Vance Johnson (469 - John Embree, 1969)
Most consecutive games scoring by rushing - 5 - Sammy Winder (4 - Jon Keyworth, 1974, and Floyd Little, 1969)

Individual records - Single game

Most punts blocked - 2 - Randy Robbins at Kansas City, 10/27 (1 by several players)
Most field goals blocked - 2 - Dennis Smith vs. San Diego, 11/3 (1 by several players)
Most quarterback sacks - 4 - Karl Mecklenburg vs. New Orleans, 9/15, and at Pittsburgh, 12/1

Both teams - Single game

Fewest yards penalized - 20 - Denver (15) vs. Kansas City (5), 12/14 (25 - Denver (5) vs. Dallas Texans (20), 10/30/60)

Miscellaneous

Highest attendance, home game - 75,042 vs. L.A. Raiders, 12/8 (75,011 vs. Pittsburgh, 12/24/77 PLAYOFFS)

Opponent records, Single game

Most yards penalized - 188 vs. Houston, 10/6 (**New NFL record**) (147 vs. Chicago, 10/16/78)
Most kickoff returns - 6 - Cliff Austin at Atlanta, 9/22 (ties 6 - Zach Dixon vs. Seattle 11/20/83)

PLAYER HISTORY

ALL-TIME DRAFT CHOICES

1960 (First selections)—Harry Ball, T, Boston College; Charley Britt, QB, Georgia; Dave Canary, E, Cincinnati; Paul Candro, HB, Boston U.; Bill Carrico, G, N. Texas St.; Larry Cundiff, C, Mich. State; Bernard Darre, T, Tulane; Roger Davis, T, Syracuse; Lonnie Dennis, G, Brig. Young; John Dingsens T-G, Detroit; Maurice Doke, G, Texas; Mike Dowdle, FB, Texas; Wayne Hawkins, T, COP; Gary Huber, C, Miami (O.); Dave Hudson, E, Florida; Claude King, HB, Houston; Don Klochak, FB, N. Carolina; Roger LeClerc, C, Trinity; Dean Look, QB, Mich. State; Bill Mathis, HB, Clemson; Ken McNeece, T-G, San Jose St.; James Monroe, QB, Arkansas; Ray Norton, HB, San Jose St.; Robert Rosbaugh, HB, Miami (Fla.); Mel Semenko, E, Colorado; Lebron Shields, T, Tennessee; Jack Spikes, FB, TCU; Howard Turley, E, Louisville; Jim Walden, QB, Wyoming; Willie West, HB, Oregon; John Willener, G, Oregon; Bob Yates, T, Syracuse; Ken Young, E, Valparaiso; Bob Zimpter, T-G, Bowling Gr.

1960 (Second selections)—Mel Branch, T-G, LSU; Ronnie Cain, E, Kentucky; Jack Campbell, E, Toledo; Tom Chapman, E, Detroit; LaVelle Coleman, HB, West Mich.; Jim Colvin, T-G, Houston; Teddy Foret, T-G, Auburn; Bobby Green, HB, Florida; Jack Hanlon, HB, Penn.; G. Hershberger, T-G, Wichita; Sam Homer, HB, VMI; Bob Hudson, E, Lamar Tech; Vic Jones, HB, Indiana; Billy Luplow, T-G, Arkansas; George Phelps, HB, Cornell C. Ia.; Tom Roberts, T-G, Georgia Tech; Sam Stenger, C, Denver; Olin Treadway, QB, Iowa; John Wilkins, T-G, So. California; Emmet Wilson, T-G, Georgia Tech.

1961—1, Bob Gaiters, HB, N. Mex. St. 2, Jerry Hill, HB, Wyoming, 3, Chas. Strange, C, LSU, 4, Roland McDole, T, Nebraska, 4a, (NY), Sonny Davis, E, Baylor, 5, Charles Cowan, E, NM H'lds, U. 6, Dale Evans, HB, Kansas State, 7, Pat Patchen, E, Florida, 9, Phil Nugent, QB, Tulane, 10, Chas. Sturgeon, HB, Kentucky, 11, John Simko, E, Augustana, 12, Jerry Miller, E, H. Payne, 13, Ron Greene, G, Wash. St. 14, Bill Cooper, FB, Muskingum, 15, Willie Crafts, G, Texas A&I, 16, Jim Larkin, T, Hillsdale, 17, Chuck Weiss, FB, Colorado, 18, Chick Graning, HB, Georgia Tech, 19, John Hobbs, G, Maryland St. 20, Buck McLeod, T, Baylor, 21, Jim Morgan, HB, Iowa St. Tech, 22, Tom Hackler, E, Tenn. Tech, 23, Tom Jewell, T, Idaho St. 24, E. A. Simms, E, N. Mex. St. 25, Pete Samms, T, Central Okla. 26, Sam Smith, HB, Florence St. 27, Donald Olson, HB, Nebraska, 28, Wayne Lee, G, Colo. St. Col. 29, Archie Cobb, T, Nebraska, 30, Dave Mills, HB, NE Mo. St. Tech.

1962—1, Merlin Olsen, T, Utah St. 2, Jerry Hillebrand, E, Colorado, 3, Charles Holmes, FB, Maryland St. 4, John Furman, QB, Texas Western, 7, John McGeever, HB, Auburn, 8, Elbert Harris, HB, S.E. Louisiana, 9, Larry Jepson, C, Furman, 10, Gale Weidner, QB, Colorado, 11, Mike Kline, G, Oregon St. 13, Bob Cegelski, C, Montana St. 14, Sonny Gibbs, QB, TCU, 15, Bill Loudon, G, Benedict Coll. 16, Gary Ballman, HB, Mich. St. 17, Jerry Tarr, E, Oregon, 18, Pete Schenk, E, Washington St. 20, Mike Martin, E, Washington St. 21, Jim Perkins, T, Colorado, 22, Don Kasso, HB, Oregon St. 23, Ken Tureaud, HB, Michigan, 24, Neil Thomas, G, Hillsdale, 25, Dave Edwards, E, Auburn, 26, Jim Roberts, T, Mississippi, 27, A. Von Sonn, C, UCLA, 28, Paul Holmes, T, Georgia, 29, Lynn Hoyem, C, Long Beach St. 30, Walter Mince, HB, Arizona, 31, Bill Williamson, T, Bakersfield JC. 32, Vester Flanagan, T, Humboldt St. 33, Duane Allen, E, Mt. S.A. Coll. 34, S. Stonebraker, E, Detroit.

1963—1, K. Alexander, HB, UCLA, 2a, (NY), Ray Poage, FB, Texas, 2b, Tom Nomina, T, Miami (O.), 3, Tommy Janik, HB, Texas A&I, 4, Lou Slaby, LB, Pittsburgh, 5, Ray Mansfield, C, Washington, 6, Anton Peters, T, Florida, 7a, (San Diego), M. Slaughter, QB, Louisiana Tech, 7b, Paul Flatley, E, Northwestern, 8a, (Buf.), H. Dixon, FB, Florida A&M, 8b, John Griffin, HB, Memphis St. 9, Marv Fleming, E, Utah, 10a, Lonnie Sanders, HB, Michigan St. 10b, (Hous.), Pat Richter, E, Wisconsin, 11, Billy Joe, FB, Villanova, 12, John Gamble, E, U. of Pacific, 13, James Maples, C, Baylor, 15, W. Freeman, E, North Texas, 16, Davd Crossan, G, Maryland, 17, Bob Paremore, HB, Florida A&M, 18, Charles Mitchell, HB, Washington, 19a, Frank Baker, FB, Toledo, 19b, (Dallas), Bruce Starling, HB, Florida, 20, Dan Grimm, G, Colorado, 21, Ross Nolan, E, NE Louisiana, 22, Dave Mathiesen, QB, Washington St. 23, Billy Moody, HB, Arkansas, 24, C. B. Simons, LB, Stanford, 25, Forest Farmer, LB, Purdue, 26, Monte Day, T, Fresno St. 27, John Sellers, T, Bakersfield JC. 28, Bill Reddell, HB, Occidental, 29, Kern Carson, HB, San Diego St.

1964—1, Bob Brown, T, Nebraska, 3, Marv Woodson, DB, Indiana, 3a, Matt Snorton, DE-E, Michigan St. 6, Don Shackleford, T, Pacific, 6a, Al Denson, FL, Florida A&M, 7, Ray Kubala, C-T, Texas A&M, 7a, Jerry

Richardson, LB, W. Texas St. 8, W. Hilgenberg, G-LB, Iowa. 9, John Mims, T, Rice. 12, Paul Krause, DB, Iowa. 13, Charley Parker, G, So. Mississippi. 14, Bob Hayes, HB, Florida A&M. 15, Chuck Logan, E, Northwestern. 16, Bob Cherry, E, Wittenburg. 17, J. McNaughton, E, Utah St. 18, George Mira, QB, Miami. 19, Odell Barry, FL, Findlay. 21, Dick Herzing, T, Drake. 22, Gary Lewis, HB, Arizona St. 23, Ken Brusvan, T, Oregon St. 24, Mickey Bitsko, LB, Dayton. 25, Jim Jones, E, Wisconsin. 26, Bob Berry, QB, Oregon.

1965—2, Dick Butkus, LB, Illinois. 3, Glen Ressler, C, Penn St. 4, Geo. Donnelly, DB, Illinois. 5a, Bob Breitenstein, T, Tulsa. 5b, Max Letzow, DT, Idaho. 6, Tom Wilhelm, T, Syracuse. 7, Jim Garcia, DE, Purdue. 8, John Holman, G, Wisconsin. 9, Gary Bussell, DB, Georgia Tech. 10, Gene Jeter, LB, AM&N. 11, Tom Vaughan, HB, Iowa St. 12, Tom Myers, QB, Northwestern. 13, Mike Strofalino, LB, Villanova. 14, John Frick, G, Ohio U. 15, Jeff Jordan, DB, Tulsa. 16, Brian Schweda, T, Kansas. 18, Larry Dupree, HB, Florida. 19, R. Oelschlager, HB, Kansas. 20, Terry Metchner, G, Albion.

1966—1, Jerry Shay, T, Purdue. 2, Freeman White, E, Nebraska. 3, Bob Hadrick, E, Purdue. 4, Randy Johnson, QB, Texas A&I. 5, Billy Clay, DB, Mississippi. 6, James Fulgham, T, Minnesota. 7, Jerry Jone, G, Bowling Green. 7a, (Buf.), Scotty Glacken, QB, Duke. 8, Goldie Sellers, DB, Grambling. 9, Ron Sbranti, LB, Utah St. 10, Larry Cox, T, Abilene CC. 11, James Burns, G, Northwestern. 13, Eric Crabtree, DB, Pittsburgh. 14, Fred Forsberg, DT, Washington. 15, Mike Ringer, DB, Oklahoma. 16, Frank Rogers, K, Colorado. 17, Gary Eickman, DE, Illinois. 18, Tom Talaga, T, Notre Dame. 19, Tom Coughlin, DE, Miami. 20, Cliff Hysell, T, Montana St.

1967—1, Floyd Little, HB, Syracuse. 2, Thomas Beer, TE, Houston. 3a, Mike Current, T, Ohio State. 3b, Geo. Goeddeke, C, Notre Dame. 4, C. Cunningham, DE, Houston. 5a, Fran Lynch, FB, Hofstra. 5b, John Huard, LB, Maine. 6, Neal Sweeney, E, Tulsa. 7, Frank Richter, G, Georgia. 8, Tom Cassese, E, C. W. Post. 9, James Summers, DB, Michigan St. 10, Paul Krause, QB, Dubuque. 11, Lou Andrus, DE, Brigham Young. 13, Dennis Furjanic, DE, Houston. 14, Tom Francisco, HB, Virginia Tech. 15, Donald Smith, G, Florida A&M. 16, Jack Lentz, QB, Holy Cross. 17, W. Valley, Jr., T, Oregon St.

1968—2, Curley Culp, DE, Arizona St. 3a, Garrett Ford, RB, West Virginia. 3b, (K.C.), Robert Vaughan, T, Mississippi. 4b, (Miami), Gordon Lambert, LB, Tenn. Martin. 4c, (K.C.), Drake Garrett, DB, Michigan St. 4d, (Cincy), Gus Holloman, DB, Houston. 8, Steve Holloway, DB, Weber St. 9, Paul Smith, LB, New Mexico. 10, Bob Langford, T, Middle Tenn. 12, Robert Hendrix, T, Mississippi. 13, Charles Greer, DB, Colorado. 14, Marlin Briscoe, RB, Omaha. 15, Jeff Kuhman, LB, Vermont. 16, Adin Brown, LB, William & Mary. 17, Steve Grady, RB, So. California.

1969—2, Grady Cavness, DB, Texas-El Paso. 3, Bill Thompson, DB, Maryland St. 4a, Mike Schnitker, LB, Colorado (From Boston thru K.C.). 4b, Edward Hayes, DB, Morgan St. 5, Frank Quayle, RB, Virginia. 6a, (Buf.), Wandy Williams, RB, Hofstra. 6b, Mike Coleman, RB, Tampa. 7, Al Giffin, TE, Auburn. 9, Henry Jones, RB, Grambling. 10, Jim Smith, DB, Utah St. 11, Alan Pastrana, QB, Maryland. 12, Wes Plummer, DB, Arizona St. 13, John Sias, SE, Georgia Tech. 14, Gary Crane, LB, Arkansas St. 15, Errol Kahoun, G, Miami (O.). 16, Billy Woods, DB, No. Texas St. 17, Buster O'Brien, QB, Richmond.

1970—1, Bob Anderson, RB, Colorado. 2, Alden Roche, DE, Southern. 3, John Kohler, T, South Dakota. 4, Jerry Hendren, WR, Idaho. 5, Bill McKoy, LB, Purdue. 6, John Mosier, TE, Kansas. 7, R. Montgomery, CB, Weber St. 8, (KC), L. Porter, RB, Southern. 9, D. Washington, LB, Alcorn A&M. 10, M. Fullerton, DT, Tuskegee Inst. 11, Cleve Bryant, DB, Ohio University. 12, Greg Jones, RB, Wisconsin St. 13, Jim McKoy, CB, Parsons College. 14, Jeff Slipp, LB, Brigham Young. 15, Maher Barakat, K, So. Dakota Tech. 16, Bob Stewart, QB, Northern Ariz. 17, Frank Kalfoss, K, Montana St.

1971—1, M. Montgomery, OT, So. California. 2, Dwight Harrison, WR, Texas A&I. 4a, Lyle Alzado, DE, Yankton Col. 4b, C. Johnson, CB, Alcorn A&M. 6, Howard Phillips, C, Michigan St. 7, Doug Adams, CB, Ohio St. 8, Tom Beard, LB, Michigan St. 9, John Handy, LB, Purdue. 10, Carlis Harris, WR, Idaho St. 11, Roger Roitsch, DT, Rice. 12, Floyd Franks, WR, Mississippi. 13, Craig Blackford, QB, Evansville. 14, Tommy Lyons, C, Georgia. 15, Lawrence James, RB, Norfolk St. 16, Steve Thompson, DT, Minnesota. 17, Jack Simcsak, P-K, Virginia Tech.

1972—1, Riley Odoms, TE, Houston. 3, Bill Phillips, LB, Arkansas St. 4, (Minn.), Tom Graham, LB, Oregon. 5, (Phila.), Jim Krieg, WR, Washington. 8, Ronnie Estay, LB, LSU. 9, Floyd Priester, DB, Boston U. 10, Richard Wilkins, DE, Maryland St. 11, Larry Brunson, WR, Colorado. 12, R. McDougall, DB, Weber St. 13, Bob Warner, RB, Bloomsburg St. 14, Jerome Kundich, G, UTEP. 15, Skip Parmenter, DT, Massachusetts. 16, Tom Bougus, RB, Boston College. 17, Lou Harris, RB, Southern California.

1973—1, Otis Armstrong, RB, Purdue. 2, Barney Chavous, DE, S. Carolina St. 3a, Paul Howard, OG, Brigham Young. 3b, John Wood, DT, LSU. 4, Tom Jackson, LB, Louisville. 5, Charles McTorry, DB, Tennessee St. 7a, Mike Askea, OT, Stanford. 7b, John Grant, DE, So. California. 9, Lyle Blackwood, DB, Texas Christian. 10, Al Marshall, WR, Boise State. 11, Elton Brown, DT, Utah State. 12, Jim O'Malley, LB, Notre Dame. 13a, Ed Smith, DE, Colorado Col. 13b, Ed White, RB, Tulsa. 14, John Hufnagel, QB, Penn State. 15, Calvin Jones, DB, Washington. 16a, Oliver Ross, RB, Alabama A&M. 16b, Ken Muhlbeier, C, Idaho State. 17, Kenneth Morgan, TE, Elon College.

1974—1, Randy Gradishar, LB, Ohio State. 2, Carl Wafer, DT, Tenn. State. 3, Claudie Minor, T, San Diego St. 4, Ozell Collier, CB, Colorado. 6a, John Winesberry, WR, Stanford. 10, Charlie Johnson, CB, Southern. 11, Steve Buchanan, RB, Holy Cross. 12, Larry Cameron, LB, Alcorn A&M. 13, John Clerkley, DT, Fort Valley St. 14, Rich Marks, DS, No. Illinois. 15, Piel Pennington, QB, U. of Mass. 16, Darrell Austin, T, So. Carolina. 17, Boyd Brown, TE, Alcorn A&M.

1975—1, Louis Wright, CB, San Jose St. 2, Charlie Smith, DE, N. Carolina Cen. 3a, (N.Y.G.), Mike Franckowiak, QB-KS, Central Mich. 3b, Drew Mahalic, LB, Notre Dame. 4a, (KC) Steve Taylor, DB, Georgia. 4b, Rick Upchurch, WR-Spec., Minnesota. 5a, Stan Rogers, T, Maryland. 5b, Rubin Carter, DT, Miami (Fla.). 8, Steve Foley, S-QB, Tulane. 9, Russell Williams, DB, Arizona. 10, (KC), Hank Englehardt, C, Pacific. 10, Steve Haggerty, WR, Nev.-Las Vegas. 12, Harry Walters, LB, Maryland. 13, Eric Penick, RB, Notre Dame. 14, Jerry Arnold, G, Oklahoma. 15, Ken Shelton, TE, Virginia. 16, Bubba Bridges, DT, Colorado. 17, Lester Sherman, Ret. Spec., Albany St.

1976—1, Tom Glassic, G, Virginia. 2, Kurt Knoff, S, Kansas. 4, Craig Penrose, QB, San Diego St. 5, Lonnie Perrin, RB, Illinois. 8, James Betterson, RB, North Carolina. 9a, Jim Czirr, C, Michigan. 9b, (St. Louis), Jim Lisko, LB, Arkansas St. 10, Art Gilliam, DE, Grambling. 11, Greg Pittman, LB, Iowa St. 12, Randy Moore, DT, Arizona St. 13, Donnie McGraw, CB, Houston. 14, Larry Evans, LB, Mississippi Col. 15, Wilbur Summers, KS, Louisville. 16, John Huddleston, LB, Utah. 17, Randy Cozens, LB, Pittsburgh.

1977—1, Steve Schindler, G, Boston College. 2, Rob Lytle, RB, Michigan. 4, Bill Bryan, C, Duke. 7, Larry Swider, P, Pittsburgh. 8, Calvin Culliver, RB, Alabama. 9, Charles Jackson, NT, Washington. 10, Orna Middlebrook, WR, Arkansas state. 11, Phil Heck, LB, California. 12, Scott Levenhagen, TE, Western Illinois.

1978—1, Don Latimer, DT, Miami (Fla.). 2, Bill Gay, TE, USC. 8, Frank Smith, OT, Alabama A&M. 10, Vince Kinney, WR, Maryland. 11, Lacy Brumley, OT, Clemson.

1979—1, Kelvin Clark, T, Nebraska. 3, Bruce Radford, DE, Grambling. 4, Charles Jefferson, DB, McNeese State. 5, Rick Leach, QB, Michigan. 6, Jeff McIntyre, LB, Arizona State. 7, Luke Prestridge, P, Baylor. 9, Charley Taylor, WR, Rice. 11, Zachary Dixon, RB, Temple. 12, David Jacobs, K, Syracuse.

1980—2, Rulon Jones, DE, Utah State. 3, Larry Carter, DB, Kentucky. 4, Rick Parros, RB, Utah State. 5a, Mike Harden, S, Michigan. 5b, Laval Short, NT, Colorado. 6, Keith Bishop, G, Baylor. 7, John Havekost, G, Nebraska. 8, Don Coleman, WR, Oregon. 9, Greg Bracelin, LB, California. 10, Virgil Seay, Ret. Spec., Troy State. 11, Phil Farris, WR, North Carolina.

1981—1, Dennis Smith, S, Southern California. 2, Clay Brown, TE, Brigham Young. 4, Mark Herrmann, QB, Purdue. 5, Ken Lanier, T, Florida State. 6, Alvin Lewis, RB, Colorado State. 7, Steve Busick, LB, Southern California. 9, Rusty Olsen, DE, Washington. 11, Pat Walker, WR, Miami (Fla.). 12a, John Hankerd, LB, Notre Dame. 12b, Mandel Robinson, RB, Wyoming.

1982—1, Gerald Willhite, RB, San Jose State. 2, Orlando McDaniel, WR, Louisiana State. 4, Dan Plater, WR, Brigham Young. 5, Sammy Winder, RB, Southern Mississippi. 7, Alvin Ruben, DE, Houston. 9, Keith Uecker, T, Auburn. 10, Ken Woodard, LB, Tuskegee Institute. 11, Stuart Yatsko, G, Oregon. 12, Brian Clark, G, Clemson.

1983—1, Chris Hinton, G, Northwestern. 2, Mark Cooper, T, Miami (Fla.). 3, Clinton Sampson, WR, San Diego State. 5a, Weedy Harris, LB, Houston. 5b, Bruce Baldwin, CB, Harding. 6, Victor Hefflin, CB, Delaware State. 7, Myron Dupree, CB, North Carolina Central. 8, Gary Kubiak, QB, Texas A&M. 9, Brian Hawkins, CB, San Jose State. 10, Walt Bowyer, DE, Arizona State. 11, Don Bailey, C, Miami (Fla.). 12, Karl Mecklenburg, NT/DE, Minnesota.

1984—2, Andre Townsend, NT/DE, Mississippi. 3, Tony Lilly, S, Florida. 4, Randy Robbins, CB, Arizona. 6, Aaron Smith, LB, Utah State. 7, Clarence Kay, TE, Georgia. 8a, Winford Hood, G, Georgia. 8b, Scott Garnett, NT, Washington. 9, Chris Brewer, RB, Arizona. 10, Bobby Micho, TE, Texas. 11, Gene Lang, RB, Louisiana State. 12, Murray Jarman, WR, Clemson.

1984 Supplemental Draft—1, Freddie Gilbert, DE, Georgia. 2, Richard Massey, WR, Kentucky. 3, Reggie Smith, T, Kansas.

1985—1, Steve Sewell, RB, Oklahoma. 2a, Vance Johnson, WR, Arizona. 2b, Simon Fletcher, DE, Houston. 4, Keli McGregor, TE, Colorado State. 5, Billy Hinson, G, Florida. 7, Dallas Cameron, NT, Miami (Fla.). 8, Eric Riley, CB, Florida State. 9, Daryl Smith, CB, North Alabama. 10a, Buddy Funck, QB, New Mexico. 10b, Ron Anderson, LB, Southern Methodist. 11, Gary Rolle, WR, Florida. 12, Dan Lynch, G, Washington State.

1986—4, Jim Juriga, G, Illinois. 5, Tony Colorito, NT, Southern California. 6a, Orson Mobley, TE, Salem College (W.V.). 6b, Mark Jackson, WR, Purdue. 7, Ray Phillips, LB, North Carolina State. 8, Bruce Klostermann, LB, South Dakota State. 9, Joe Thomas, WR, Mississippi Valley State. 10, Victor Hall, TE, Jackson State. 11, Thomas Dendy, RB, South Carolina.

MAJOR TRADES

1986

Obtained CB Mark Haynes from the New York Giants in exchange for 2nd-1986 and 6th-1986 (obtained from Tampa Bay), and 2nd-1987.

1985

Obtained TE Mike Barber from Los Angeles Rams in exchange for 12th-1986.

Obtained 2nd-1985 (V. Johnson) from Houston in exchange for 2nd-1985 (obtained from Tampa Bay) and 5th-1985.

Obtained 6th-1986 (Mobley) from Green Bay in exchange for QB Scott Brunner.

1984

Obtained 6th-1986 from Tampa Bay in exchange for DE Brison Manor.

Obtained rights to LB Ricky Hunley from Cincinnati for 1st and 3rd-1986, and 5th-1987.

Obtained WR Butch Johnson from Houston in exchange for 3rd-1985.

Obtained WR Dave Logan from Cleveland in exchange for 4th-1984.

Obtained QB Scott Brunner from New York Giants in exchange for 4th-1984.

Obtained 4th-1984 (Robbins) and conditional undisclosed future draft choice (2nd-1985) from Tampa Bay in exchange for QB Steve DeBerg.

Obtained TE Eason Ramson from San Francisco in exchange for 5th-1984.

Obtained LB Stan Blinka from New York Jets in exchange for 6th-1985.

1983

Obtained 5th-1985 (Hinson) from Miami in exchange for LB Larry Evans.

Obtained 8th-1984 (Hood) from Green Bay in exchange for DE Greg Boyd.

Obtained rights to QB John Elway from Baltimore for 1st-1983 (Chris Hinton), 1st-1984, and QB Mark Herrmann.

1982

Obtained 4th-1984 from New Orleans in exchange for T Kelvin Clark.

Obtained S J. T. Thomas from Pittsburgh in exchange for 8th-1983.

Obtained linebacker Robert L. Jackson from Cleveland for 6th-1982.

Obtained 4th-1982 (Plater) from Buffalo Bills in exchange for switching positions in first round of 1982 draft.

1981

Obtained QB Steve DeBerg from San Francisco for 4th-1983.

Obtained WR Wade Manning from Buffalo for 8th-1982.

Obtained future undisclosed draft choice from New Orleans for LB Rob Nairne.

Obtained RB Tony Reed from Kansas City for 3rd-1981 and 4th-1982.

1980

Obtained WR Emery Moorehead from New York Giants for 8th-1981.

Obtained RB Don Hardeman from Baltimore for 12th-1980.

Obtained CB Perry Smith from St. Louis for 8th-1980 and 10th-1981.

Obtained RB Lawrence McCutcheon from Los Angeles for 3rd-1982.

Obtained QB Matt Robinson from New York Jets for 1st-1980, 2nd-1980, and QB Craig Penrose.

1979

Obtained 8th-1980 (Coleman) from Baltimore for P Bucky Dilts.
Obtained 2nd-1980 (Jones) and 5th-1980 (Short) and 3rd-1981 (traded to Kansas City) for DE Lyle Alzado.

1978

Obtained OT Tom Neville from New England for 10th-1979.

Obtained DB Charlie West and 6th-1979 (McIntyre) for TE Bill Gay.

Obtained future undisclosed draft choice from Detroit for center Mike Montler.

1977

Obtained RB Jim Jensen from Dallas for 6th-1979.

Obtained OT Andy Maurer from San Francisco for 9th-1978.

Obtained C Mike Montler from Buffalo for 2nd-1979.

Obtained DB Bernard Jackson from Cincinnati for 3rd-1978 and 7th-1978.

Obtained QB Craig Morton from the New York Giants for QB Steve Ramsey and 5th-1978.

1976

Obtained LB Godwin Turk from New York Jets for 5th-1977.

Obtained OT Bill Bain from Green Bay for 3rd-1977.

Obtained 9th-1976 (Likso) from St. Louis for DB Jeff Severson.

1975

Obtained DB Jeff Severson from Houston for 7th-1976.

Obtained past considerations from Kansas City for TE Billy Masters.

Obtained C Phil Olsen from Los Angeles for WR Otto Stowe and 3rd-1976 and 6th-1977.

Obtained DB Clarence Ellis from Atlanta for DB Charles Greer, WR Jerry Simmons and 6th-1976.

Obtained DT Greg Marx and 5th-1975 (Rogers) from Atlanta for OG Larron Jackson.

1974

Obtained 4th-1975 (Taylor) from Kansas City for LB Tom Graham.

Obtained 10th-1975 (Englehardt) from Kansas City for OT Tom Drougas.

Obtained 3rd-1975 (Frankowiak) from New York Giants for RB Joe Dawkins.

Obtained RB Jon Keyworth from Washington for 6th-1975 and 11th-1975.

Obtained DB John Rowser from Pittsburgh for 6th-1974 and 9th-1974.

1973

Obtained LB Ray May from Baltimore for 3rd-1974 and 8th-1974.

Obtained DB Dale Hackbart from St. Louis for 10th-1974.

Obtained LB Bill Laskey from Baltimore for 7th-1974.

Obtained WR Gene Washington from Minnesota for WR Rod Sherman and 5th-1974.

1972

Obtained 3rd-1974 (Minor) and 6th-1974 (traded to Pittsburgh) from Cleveland for QB Don Horn.

Obtained WR Haven Moses from Buffalo for WR Dwight Harrison.

Obtained 3rd-1973 (Howard) from Cleveland for DE Rich Jackson.

Obtained C Bobby Maples from Pittsburgh for 6th-1973.

Obtained OT Rick Sharp from Pittsburgh for 8th-1973.

Obtained DE-OT Lloyd Voss from Pittsburgh for 5th-1973.

Obtained QB Charley Johnson from Houston for 3rd-1973.

Obtained RB Eddie Ray and 3rd-1973 (Wood) from San Diego for DT Dave Costa.

Obtained 7th-1973 (Grant) from Baltimore for TE John Mosier.

Obtained LB Al Andrews from Buffalo for LB Dave Washington.

Obtained 5th-1973 (traded to Pittsburgh) from New Orleans for LB John Huard.

1971

Obtained RB Joe Dawkins from Houston for RB Dickie Post.
Obtained OG Larron Jackson and 5th-1972 from Houston for DB Cleophus Johnson.
Obtained LB Olen Underwood from Houston for OG Bob Young.
Obtained 5th-1972 (Krieg) from Philadelphia for QB Pete Liske.
Obtained RB Dickie Post from San Diego for 2nd-1972.
Obtained QB Steve Ramsey from New Orleans for 4th-1972.
Obtained OT Roger Shoals from Detroit for LB Carl Cunningham.
Obtained QB John Stofa from Miami for 7th-1972.
Obtained DB Butch Byrd from Buffalo for 5th-1972.
Obtained DB Leroy Mitchell from Houston for DB John Charles.
Obtained DB John Charles and 4th-1972 (Graham from Minnesota for WR Al Denson.
Obtained QB Don Horn from Green Bay for DE Alden Roche and exchange of first round positions in 1972 draft.
Obtained K Jim Turner from New York Jets for K Bobby Howfield.

1970

Obtained DB Cornell Gordon from New York Jets for DB Gus Hollomon.
Obtained TE Jim Whalen from Boston for TE Tom Beer.
Obtained DB Paul Martha from Pittsburgh for C Walter Highsmith and OT Wallace Dickey.
Obtained RB Booker Edgeron from Buffalo for 5th-1972.
Obtained FB Willis Crenshaw from St. Louis for 3rd-1971.
Obtained TE Billy Masters from Buffalo for 5th-1971.
Obtained 8th-1971 (Beard) from Houston for RB Tom Smiley.
Obtained 4th-1971 (Alzado) from Boston for K Charlie Gogolak.

1969

Obtained RB Tom Smiley from Cincinnati for WR Eric Crabtree.
Obtained OT Walt Barnes from Kansas City for 8th-1970.

1968

Obtained a future draft choice from the New York Jets for DB Nemiah Wilson, later cancelled when Wilson was cut by the Jets.
Obtained 4th-1969 (Schnitker) from Kansas City for DT Curley Culp.
Obtained 3rd-1968 (Vaughan) from Kansas City for DB Goldie Sellers.
Obtained 4th-1968 from Kansas City for RB Wendell Hayes.
Obtained 6th-1969 (Williams) from Buffalo for RB Charlie Mitchell.

1967

Obtained QB Steve Tensi for 1st-1968 and 1st-1969.
Obtained OG Dick Tyson, LB Ray Scmautz, DE Rich Jackson from Oakland for WR Lionel Taylor and C Jerry Sturm.
Obtained RB Cookie Gilchrist, QB George Wilson, OG Ernie Park, and DE Earl Faison from Miami for DE Dan LaRose, LB Jerry Hopkins RB Abner Haynes, and 6th-1968.
Obtained WR Bill Cronin from Miami for DT Ray Jacobs.
Obtained DT Dave Costa from Buffalo for 4th-1968.
Obtained DT Rex Mirich and draft choice from Oakland for DB Willie Brown and QB Mickey Slaughter.

1966

Obtained 3rd-1967 (Current) and 5th-1967 (Lynch) from Miami for RB Cookie Gilchrist.
Obtained LB Archie Matsos from Oakland for RB Hewritt Dixon.

1965

Obtained RB Cookie Gilchrist from Buffalo for RB Billy Joe.
Obtained RB Abner Haynes from Kansas City for LB Jim Fraser.

1964

Obtained DT Stan Fanning and draft choice from Oakland for RB Gene Mingo.
Obtained QB Jacky Lee for two years use from Houston for 1st-1965 and DT Bud McFadin.
Obtained LB Marv Matuszak and DB Billy Atkins from Buffalo for C Walt Cudzik.
Obtained DT-K Dick Guesman, DE Ed Cooke, DT Charlie Janerette, OG Sid Fournet and LB Jim Price from New York Jets for DB Bob Zeman, LB Wahoo McDaniel, WR Gene Prebola and DT Gordy Holz.

1962

Obtained RB Bo Dickinson from Dallas for OB Carl Larpenier.
Obtained HB Bob Scarpitto, DB Bob Zeman and OE Luther Hayes from San Diego for cash.

1960

Obtained DB Goose Gonsoulin from Dallas for FB Jack Spikes.

EQUALIZATION, EXPANSION DRAFTS

1976—Expansion Draft: Broncos lost OT Mike Current and DT Bubba Bridges to Tampa Bay and DB Steve Taylor to Seattle.

1968—Expansion Draft: Broncos lost RB Cookie Gilchrist, OG Pat Matson, LB Henry Sorrell, RB Mike Kellogg and DB Lonnie Wright to Cincinnati.

1966—Expansion Draft: Broncos lost LB Tom Erlandson, DE Ed Cooke, OG Tommy Nomina and DB John McGeever to Miami.

1962—AFL Equalization Draft: Broncos obtain OG John Denvir from San Diego, OE Jerry Richardson from San Diego, QB Richie Lucas from Buffalo, DT Ike Lassiter from Dallas and HB Charles Bolden from Houston.

ALL-TIME ROSTER

Bob Adams	TE	Pacific	1975
Kenneth M. Adamson	G	Notre Dame	1960-62
Steve Alexakos	G	San Jose State	1970
Ray Alexander	WR	Florida A&M	1984
Ted Alfien	RB	Springfield College	1969
Elihu (Buddy) Allen	HB	Utah State	1961
Donald R. Allen	FB	Texas	1960
Henry Alliston	T	San Diego State	1977
Vaughn S. (Buddy) Alliston	LB	Mississippi	1960
Lyle Alzado	DE	Yankton College	1971-78
David R. Ames	HB	Richmond	1961
Robert Anderson	HB	Colorado	1970-73
Lou Andrus	LB	Brigham Young	1967
Otis Armstrong	RB	Purdue	1973-80
LeFrancis Arnold	G-C	Oregon	1974
Mike Askea	T	Stanford	1973
Billy Atkins	DB	Auburn	1964
Frank Atkinson	DE	Stanford	1964
George Atkinson	S	Morris Brown	1979
Jay Backman	C	Cincinnati	1968-71
Bill Bain	T	So. California	1976, 1978
Jerry Baker	T	Tulane	1983
Mike Barber	TE	Louisiana Tech	1985
Ernie Barnes	G	No. Carolina Col.	1963-64
Walter Barnes	DE	Nebraska	1969-71
Dean Barnett	TE	Nevada (L.V.)	1983
Odell Barry	HB	Findlay	1964-65
James Barton	C	Marshall	1961-62
Rick Baska	LB	UCLA	1976-77
Norman Bass	DB	Pacific	1964
Tom Beer	TE	Houston	1967-69
Dave Behrman	C	Michigan State	1967
Henry Bell	HB	No college	1960
Frank Bernardi	DB	Colorado	1960
Lee Bernet	T	Wisconsin	1965-66
Keith Bishop	C-G	Baylor	1980, 1982-85
Gordon Bowdell	WR	Michigan State	1971
Walt Bowyer	DE	Arizona St.	1983-84
Greg Boyd	DE	San Diego State	1980-82
Greg Bracelin	LB	California	1980
Phil Brady	S	Brigham Young	1969
John Bramlett	LB	Memphis State	1965-66
Don Breaux	QB	McNeese State	1963
Bob Breitenstein	T	Tulsa	1965-67
Chris Brewer	RB	Arizona	1984
Marlin Briscoe	QB	Omaha	1968
John W. (Red) Brodnax	FB	Louisiana State	1960
Boyd Brown	TE	Alcorn A&M	1974-76
Clay Brown	TE	Brigham Young	1983
Hardy Brown	LB	Tulsa	1960
Ken Brown	C	New Mexico	1979
Willie Brown	DB	Grambling	1963-66
Sam Brunelli	G	Colorado St. Col.	1966-71
Larry Brunson	WR	Colorado	1980
Bill Bryan	C	Duke	1977-85
Tom Buckman	TE	Texas A&M	1969
Fred Bukaty	FB	Kansas	1961
Bobby Burnett	RB	Arkansas	1969
George Burrell	S	Pennsylvania	1969
Steve Busick	LB	Southern California	1981-85
Gerry Bussell	DB	Georgia Tech	1965
Bill Butler	LB	San Fernando Valley	1970
George (Butch) Byrd	DB	Boston University	1971
Carter Campbell	DE	Weber State	1971
Larry Canada	FB	Wisconsin	1978-79, 1981
Albert R. Carmichael	HB	So. California	1960-61
Paul Carmichael	HB	El Camino JC	1965
Don Carothers	E	Bradley	1960
Kenneth L. Carpenter	E	Oregon State	1960
Rubin Carter	DT	Miami (Fla.)	1975-85
Tim Casey	LB	Oregon	1969
John E. Cash	E	Allen	1961-62
Tom Cassese	DB	C. W. Post	1967
Grady Cavness	CB	Texas-El Paso	1969
Barney Chavous	DE	So. Carolina State	1973-85
Max Choboian	QB	San Fernando State	1966

ALL-TIME ROSTER (Continued)

Tom Cichowski	T	Maryland	1979-81
Ralph Cindrich	LB	Pittsburgh	1974
Brian Clark	T	Clemson	1982
Kelvin Clark	T	Nebraska	1979-81
Don Coffey	E	Memphis State	1963
Steve Coleman	DE	Delaware State	1974
Darren Comeaux	LB	Arizona State	1982-85
Ed Cooke	DE	Maryland	1964-65
Mark Cooper	G/T	Miami (Fla.)	1983-85
Dave Costa	DT	Utah	1967-71
Bill Cottrell	G	Delaware Valley	1972
Larry Cox	DT	Abilene Christian	1966-68
Eric Crabtree	FL	Pittsburgh	1966-68
Gary Crane	LB	Arkansas State	1969
Willis Crenshaw	FB	Kansas State	1970
Ken Criter	LB	Wisconsin	1969-74
Ed Cummings	LB	Stanford	1965
Carl Cunningham	LB	Houston	1967-70
Mike Current	T	Ohio State	1967-75
Eldon V. Danenhauer	T	Pittsburg (Kan.)	1960-65
William A. Danenhauer	E	Emporia College	1960
Dick Davis	RB	Nebraska	1970
Jack T. Davis	T	Arizona	1960
Marvin Davis	DT	Wichita State	1966
Joe Dawkins	RB	Wisconsin	1971-73
Albert E. Day	T	Eastern Michigan	1960
Steve DeBerg	QB	San Jose State	1981-83
Rick Dennison	LB	Colorado State	1982-85
Al Denison	FL	Florida A&M	1964-70
John Denvir	G	Colorado	1962
Wallace Dickey	T	S.W. Texas State	1968-69
Richard L. (Bo) Dickinson	FB	So. Mississippi	1962-63
Doug (Bucky) Dilts	P	Georgia	1977-78
Hewitt Dixon	FB-TE	Florida A&M	1963-65
Zachary Dixon	RB	Temple	1979
Joe DiVito	QB	Boston College	1968
Jack Dolbin	WR	Wake Forest	1975-79
Tom Domres	DT	Wisconsin	1971-72
Richard A. (Skip) Doyle	HB	Ohio State	1960
Tom Drougas	T	Oregon	1974
Rick Duncan	K	Eastern Montana	1967
Myron Dupree	CB	N.C. Central	1983
Pete Duranko	DE	Notre Dame	1967-70, 72-74
Booker Edgersson	CB	Western Illinois	1970
Ron Egloff	TE	Wisconsin	1977-83
Jim Elfrid	LB	Colorado State	1961
John Elway	QB	Stanford	1983-85
John Embree	WR	Compton JC	1969-70
George Hunter Enis	QB	Texas Christian	1962
John P. Epperson	E	Adams State	1960
Thomas D. Erlandson	LB	Washington State	1962-65
Mike Ernst	QB	Cal-Fullerton	1972
Terry Erwin	HB	Boston College	1968
Jay Dale Evans	HB	Kansas City	1961
Larry Evans	LB	Mississippi College	1976-82
Stan Fanning	DE	Idaho	1964
Miller Farr	DB	Wichita State	1965
Billy Ray Fletcher	E	Memphis State	1966
Simon Fletcher	DE	Houston	1985
Steve Foley	DB	Tulane	1976-85
Garrett Ford	FB	West Virginia	1968
Fred Forsberg	LB	Washington	1968, 70-73
Jason Franci	E	Santa Barbara	1966
Mike Frankowskiak	RB	Central Michigan	1975-76
James G. Fraser	LB-P	Wisconsin	1962-64
Al Frazier	HB	Florida A&M	1961-63
Mike Freeman	G	Arizona	1984
George Gaiser	T	Southern Methodist	1968
Bob Gaiters	HB	New Mexico State	1963
Scott Garnett	NT	Washington	1984
Drake Garrett	DB	Michigan State	1968-70
Charles E. Gavin	DE	Tennessee State	1960-63
Bob Geddes	LB	UCLA	1972
Jack Gehrke	WR	Utah	1971
Cookie Gilchrist	FB	No college	1965, 1967
Scotty Glacken	QB	Duke	1966-67

ALL-TIME ROSTER (Continued)

Glenn Glass	DB	Tennessee	1966
Tom Glassic	G	Virginia	1976-83
George Goeddeke	G	Notre Dame	1967-72
Austin (Goose) Gonsoulin	DB	Baylor	1960-66
John Gonzaga	G	No college	1966
Brian Goodman	G	UCLA	1975
Harvey Goodman	G	Colorado	1976
Cornell Gorden	CB	No. Carolina A&T	1970-72
Randy Gradishar	LB	Ohio State	1974-83
Tom Graham	LB	Oregon	1972-74
John Grant	DT-DE	So. California	1973-79
Marsharne Graves	T	Arizona	1984
Charles Greer	DB	Colorado	1968-74
James D. Greer	E	Elizabeth, N.C. State	1960
John Griffin	HB	Memphis State	1964-66
Bill Groman	HB-E	Heidelberg	1963
Dick Guesman	T-K	West Virginia	1964
Donald Gulseth	LB	North Dakota	1966
Melwood N. (Buzz) Guy	G	Duke	1961-62
Dale Hackbart	S	Wisconsin	1973
Mike Haffner	E	UCLA	1968-70
Steve Haggerty	DB	Colorado	1975
Wayne Hammond	DT	Montana State	1976
Billy Hardee	DB	Virginia Tech	1976
Mike Harden	S	Michigan	1980-85
Tony Harris	WR	Toledo	1972
Dwight Harrison	WR	Texas A&I	1971-72
Maurice Harvey	DB	Ball State	1978, 1980
Johnny Ray Hatley	T	Sul Ross State	1960
Arthur A. Hauser	T	Xavier	1961
Wendell Hayes	HB	Humboldt State	1965-67
Abner Haynes	HB	North Texas State	1965-66
Alfred Haywood	RB	Bethune-Cookman	1975
Jerry Hendren	WR	Idaho	1970
Gary Henson	E	Colorado	1964
Lonnie Hepburn	CB	Texas Southern	1974
George W. Herring	QB-P	So. Mississippi	1960-61
Mark Herrmann	QB	Purdue	1981-82
Bo Hickey	FB	Maryland	1967
Walter Highsmith	C	Florida A&M	1968-69
Jack Hill	HB	Utah State	1961
George Hoey	DB	Michigan	1975
John Hoffman	DE	Hawaii	1972
John Hohman	G	Wisconsin	1965-66
Gus Holloman	DB	Houston	1968-69
Shawn Hollingsworth	T	Angelo St.	1983
Gordon Holz	DT	Minnesota	1960-63
Winford Hood	G/T	Georgia	1984-85
Jerry Hopkins	LB	Texas A&M	1963-66
Don Horn	QB	San Diego State	1971-72
Paul Howard	G	Brigham Young	1973-75, 1977-85
Bobby Howfield	K	No college	1968-70
John Huard	LB	Maine	1967-69
Robert Hudson	LB	Clemson	1960-61
John Hufnagel	QB	Penn State	1974-75
Bob Humphreys	K	Wichita State	1967-68
Ricky Hunley	LB	Arizona	1984-85
Daniel Hunter	CB	Henderson State	1985
Glenn Hyde	G-T	Pittsburgh	1976-81, 1984-85
Martin Imhof	DE	San Diego State	1976
Jerry Inman	DT	Oregon	1966-71, 73
Bernard Jackson	DB	Washington State	1977-80
Larron Jackson	G	Missouri	1971-74
Richard Jackson	DE	Southern	1967-72
Roger Jackson	DB	Bethune-Cookman	1982-85
Tom Jackson	LB	Louisville	1973-85
Frank Jackunas	C	Detroit	1963
Ray Jacobs	DT	Howard Payne	1963-66
Charlie Janerette	DT	Penn State	1964-65
Tom Janik	DB-P	Texas A&I	1963-64
Pete Jaquess	DB	E. New Mexico	1967-70
Jim Jensen	RB	Iowa	1977, 1979-80
William Jessup	E	Southern California	1960
Eugene Jeter	LB	Arkansas AM&N	1965-67
William (Billy) Joe	FB	Villanova	1963-64

ALL-TIME ROSTER (Continued)

Butch Johnson	WR	Cal-Riverside	1984-85
Vance Johnson	WR	Arizona	1985
Charley Johnson	QB	New Mexico State	1972-75
Calvin Jones	CB	Washington	1973-76
Henry Jones	RB	Grambling	1969
Jimmy Jones	WR	Wisconsin	1968
Rulon Jones	DE	Utah State	1980-85
Larry Jordan	E-LB	Youngstown	1962-64
Donald G. Joyce	E	Tulane	1962
Larry Kaminski	C	Purdue	1966-73
Bob Kampa	DT	California	1974
Rich Karlis	K	Cincinnati	1982-85
Clarence Kay	TE	Georgia	1984-85
Bill Keating	DT	Michigan	1966-67
Mike Kellogg	FB	Santa Clara	1966-67
Jon Keyworth	RB	Colorado	1974-80
Jim Kiick	RB	Wyoming	1976-77
Donald W. King	E	Kentucky	1960
Vince Kinney	WR	Maryland	1978-79
Jeff Knapple	QB	Northern Colorado	1980
Robert E. Konovsky	E	Wisconsin	1961
Greg Kragen	NT	Utah State	1985
Jim Krieg	WR	Washington	1972
Gary Kroner	K	Wisconsin	1965-67
Ray Kubala	C	Texas A&M	1964-67
Gary Kubiak	QB	Texas A&M	1983-85
Frank W. Kuchta	C	Notre Dame	1960
Aaron Kyle	DB	Wyoming	1980-82
Ron Lamb	FB	South Carolina	1968
Gordon Lambert	LB	Tennessee-Martin	1968-69
Patsy C. Lamberti, Jr.	LB	Richmond	1961
Gene Lang	RB	Louisiana State	1984-85
Ken Lanier	T	Florida State	1981-85
Dan LaRose	DE	Missouri	1966
Carl James Larpenter	G	Texas	1960-61
Bill Larson	TE	Colorado State	1980
Bill Laskey	LB	Michigan	1973-74
Isaac T. Lassiter	E	St. Augustine	1962-64
Kit Lathrop	DE	Arizona State	1979
Don Latimer	DT	Miami (Fla.)	1978-83
Jim Leclair	QB	C. W. Post	1967-68
Roger LeClerc	C	Trinity (Conn.)	1967
Jacky Lee	QB	Cincinnati	1964-65
Max Leetzow	DE	Idaho	1965-66
Mike Lemon	LB	Kansas	1975
Jack Lentz	S	Holy Cross	1967-68
Darrell Lester	FB	McNeese State	1965-66
Herman Lewis	DE	Virginia Union	1968
Tony Lilly	S	Florida	1984-85
Hub Lindsey	HB	Wyoming	1968
Pete Liske	QB	Penn State	1969-70
Floyd Little	HB	Syracuse	1967-75
Dave Logan	WR	Colorado	1984
Tommy Luke	LB	Mississippi	1968
Fran Lynch	HB	Hofstra	1967-75
Tom Lyons	G	Georgia	1971-76
Rob Lytle	TE/RB	Michigan	1977-83
Ernest G. (Pete) Mangum	LB	Mississippi	1960
Wade Manning	WR	Ohio State	1981-82
Brison Manor	DE	Arkansas	1977-84
Bobby Maples	C	Baylor	1972-78
Charles E. Marshall	HB	Oregon State	1962
Paul Martha	S	Pittsburgh	1970
Billy Masters	TE	LSU	1970-74
Pat Matson	G	Oregon	1966-67
Archie Matsos	LB	Michigan State	1966
Jack Mattox	T	Fresno State	1961-62
Marv Matuszak	LB	Tulsa	1964
Andy Maurer	T	Oregon	1977
Ray May	LB	So. California	1973-75
Brendan McCarthy	FB	Boston College	1968-69
John McCormick	QB	Massachusetts	1963, 65-66, 68
Robert V. McCullough	G	Colorado	1962-65

ALL-TIME ROSTER (Continued)

Lawrence McCutcheon	RB	Colorado State	1980
Ed (Wahoo) McDaniel	LB	Oklahoma	1961-63
Orlando McDaniel	WR	Louisiana State	1982
Lewis B. (Bud) McFadin	DT	Texas	1960-63
John McGeever	DB	Auburn	1962-65
Keli McGregor	TE	Colorado State	1985
Bill McKoy	LB	Purdue	1970-72
James R. McMillin	DB	Colorado State	1960-62, 1964-65
Robert McNamara	HB	Minnesota	1960-61
Karl Mecklenburg	LB/DE	Minnesota	1983-85
Mark Merrill	LB	Minnesota	1981-82
Eugene Mingo	HB-K	No college	1960-64
Claudia Minor	T	San Diego State	1974-82
Tommy Earl Minter	HB	Baylor	1962
Dean Miraldi	T	Utah	1985
Rex Mirich	DE	Northern Arizona	1967-69
Alvin Mitchell	S-WR	Morgan State	1970
Charlie Mitchell	HB	Washington	1963-67
Leroy Mitchell	CB	Texas Southern	1971-73
Marv Montgomery	T	So. California	1971-76
Randy Montgomery	CB	Weber State	1971-73
Mike Montler	C	Colorado	1977
Alex Moore	HB	Norfolk State	1968
Bob Moore	TE	Stanford	1978
Leroy Moore	DE	Fort Valley (Ga.)	1964-65
Randy Moore	DT	Arizona State	1976
Emery Moorehead	WR-RB	Colorado	1980
Craig Morton	QB	California	1977-82
Haven Moses	WR	San Diego State	1972-81
John Mosier	TE	Kansas	1971
Bobby Moten	TE	Bishop College	1968
Wilbur Myers	S	Delta State	1983
Jesse Myles	RB	Louisiana State	1983-84
Chip Myrtle	LB	Maryland	1967-72
Rob Nairne	LB	Oregon State	1977-80
Tom Neville	T	Mississippi State	1978
Ron Nery	E	Wisconsin	1963
Lee (Mike) Nichols	C	Arkansas A&M	1960-61
John Nocera	LB	Iowa	1963
Tom Nomina	T	Miami (Ohio)	1963-65
Ben Norman	RB	Colorado State	1980
Chris Norman	P	So. Carolina	1984-85
Philip H. Nugent	HB	Tulane	1961
Tom Oberg	S	Portland State	1968-69
Riley Odums	TE	Houston	1972-83
Phil Olsen	C	Utah State	1975-76
Harold Olson	T	Clemson	1963-64
John Olszewski	FB	California	1962
Jim O'Malley	LB	Notre Dame	1973-75
Chris Pane	DB	Chico State	1976-79
Ernie Park	G	McMurry State	1967
Charlie Parker	G	So. Mississippi	1965
Don Parish	LB	Stanford	1972
Rick Parros	RB	Utah State	1981-84
Al Pastrana	QB	Maryland	1969-70
Craig Penrose	QB	San Diego State	1976-79
James W. Perkins	T	Colorado	1962-64
Lonnie Perrin	RB	Illinois	1976-78
Anton Peters	T	Florida	1963
John Pitts	S	Arizona State	1973-75
Dave Pivec	TE	Notre Dame	1969
Bobby Ply	DB	Baylor	1967
Nathan Poole	RB	Louisville	1982-83, 1985
Dickie Post	RB	Houston	1971
Randy Polti	DB	Stanford	1975-77
Eugene Prebala	E	Boston University	1961-63
Steve Preece	S	Oregon State	1972
Dave Preston	HB	Bowling Green	1978-83
Luke Prestridge	P	Baylor	1979-83
James Price	LB	Auburn	1964
Errol Prisyb	DB	Cincinnati	1967
John J. Pyeatt	HB	No college	1960
Frank Quayle	RB	Virginia	1969
Bruce Radford	DE	Grambling	1979
Steve Ramsey	QB	North Texas State	1971-76

ALL-TIME ROSTER (Continued)

Leo T. Reed	T	Colorado State	1961
Tony Reed	RB	Colorado	1981
Randy Rich	DB	New Mexico	1977
Bob Richardson	DB	UCLA	1966
Frank Richter	LB	Georgia	1967-69
Larry Riley	DB	Salem College	1977
Joe Rizzo	LB	Merchant Marines	1974-80
Randy Robbins	DB	Arizona	1984-85
Matt Robinson	QB	Georgia	1980
Alden Roche	DE	Southern University	1970
William E. Roehnehl	LB	Bradley	1961-62
Stan Rogers	T	Maryland	1975
David S. Rolle	FB	Oklahoma	1960-61
Albert Romine	HB	Florence State	1960
Oliver Ross	RB	Alabama A&M	1973-75
Tobin Rote	QB	Rice	1966
Justin D. Rowland	HB	Texas Christian	1962
John Rowser	DB	Michigan	1974-76
Jim Ryan	LB	William and Mary	1979-85
Tom Rychlec	E	American International	1963
George Saimes	S	Michigan State	1970-72
Clint Sampson	WR	San Diego State	1983-85
John Sawyer	TE	So. Mississippi	1983-84
Ron Sbranti	LB	Utah State	1966
Robert Scarpitto	WR-P	Notre Dame	1962-67
Carl Schaukowitz	G	Penn State	1975
Steve Schindler	G	Boston College	1977-78
Mike Schnitker	G	Colorado	1969-74
John Schultz	WR	Maryland	1976-78
Lew Scott	DB	Oregon State	1966
James H. Sears	HB	So. California	1960-61
Goldie Sellers	DB	Grambling	1966-67
Jeff Severson	DB	Long Beach State	1975
Steve Sewell	RB	Oklahoma	1985
Don Shackelford	G	Pacific	1964
Rick Sharp	T	Washington	1972
George H. Shaw	QB	Oregon	1962
Rod Sherman	WR	Southern California	1972
Roger T. Shoals	T	Maryland	1971
Laval Short	DT	Colorado	1980
Jerry Simmons	WR	Bethune-Cookman	1971-74
Leon Simmons	LB	Grambling	1963
Mike Simone	LB	Stanford	1972-74
Jack M. Simpson	LB	Mississippi	1961
John Sklopan	HB	So. Mississippi	1963
Milton (Mickey) Slaughter	QB	Louisiana Tech	1963-66
Tom Smiley	RB	Lamar Tech	1969
Aaron Smith	LB	Utah State	1984
Art Smith	LB	Hawaii	1980
Daniel Eugene Smith	HB	Northeast Oklahoma	1961
Dennis Smith	DB	Southern California	1981-85
Don Smith	G	Florida A&M	1967
Ed Smith	DE	Colorado College	1973-75
Harold Smith	T	UCLA	1960
Hugh B. Smith	E	Kansas	1962
James Smith	S	Utah State	1969
Paul Smith	DT-DE	New Mexico	1968-78
Perry Smith	DB	Colorado State	1980-81
Willie Smith	G	Michigan	1960
Matt Snorton	TE	Michigan State	1964
Roland Solomon	CB	Utah	1981
Henry Sorrell	LB	Chattanooga	1967
Rich Stachowski	DE/NT	California	1983
Jerry N. Stalcup	LB	Wisconsin	1961-62
Scott Stankavage	QB	North Carolina	1984
Bruce Starling	HB	Florida	1963
Larry Steele	P	Santa Rosa	1974
Fred Steinfort	K	Boston College	1979-81
James E. Stinnette	FB-LB	Oregon State	1961-62
Jesse Stokes	DB	Corpus Christi	1968
Don E. Stone	FB	Arkansas	1961-64
Otto Stowe	WR	Iowa State	1974
Robert J. Stransky	HB	Colorado	1960
David Strickland	T-G	Memphis State	1960
Dave Studdard	T	Texas	1979-85
Jerry G. Sturm	C-T-G	Illinois	1961-66

ALL-TIME ROSTER (Continued)

Don Summers	TE	Boise State	1984-85
Jim Summers	DB	Michigan State	1967
Neal Sweeney	FL	Tulsa	1967
Bob Swenson	LB	California	1975-79, 1981-83
Gene Sykes	DB	Louisiana State	1967
George Tarasovic	DE	Louisiana State	1967
Jerry L. Tarr	E	Oregon	1962
Lionel T. Taylor	E	New Mexico Highlands	1960-66
Steve Tensi	QB	Florida State	1967-70
Jim Thibert	LB	Toledo	1965
Earlie Thomas	DB	Colorado State	1975
J. T. Thomas	S	Florida State	1982
Zach Thomas	WR/PR	S. California State	1983-84
Arland Thompson	G	Baylor	1980
Bill Thompson	DB	Maryland State	1969-81
Jim Thompson	DT	Southern Illinois	1965
Dave Tobey	LB	Oregon	1968
Andre Townsend	DE/NT	Mississippi	1984-85
Jerry Traynham	HB	Southern California	1961
Steve Trimble	DB	Maryland	1981-83
Frank Tripucka	QB	Notre Dame	1960-63
Godwin Turk	LB	Southern Univ.	1976-78
Clem Turner	RB	Cincinnati	1970-72
Jim Turner	K	Utah State	1971-79
Maurice Tyler	S	Morgan State	1973-74
Richard Tyson	G	Tulsa	1967
Keith Uecker	T	Auburn	1982-83
Rick Upchurch	WR	Minnesota	1975-83
Olen Underwood	LB	Texas	1971
Bill Van Heusen	WR-P	Maryland	1968-76
Bob Vaughan	G	Mississippi	1968
Lloyd Voss	T	Nebraska	1972
Bob Wade	CB	Morgan State	1970
Clarence Walker	HB	Southern Illinois	1963
Dave Washington	LB	Alcorn A&M	1971
Dave Washington	E	Southern California	1968
Gene Washington	WR	Michigan State	1973
Steve Watson	WR	Temple	1979-85
Norris Weese	QB	Mississippi	1976-79
Theodore A. Wegert	FB	No college	1961
Bill West	CB	Tennessee State	1972
Charlie West	DB	UTEP	1978-79
Willie West	DB	Oregon	1964
Max Wettstein	E	Florida State	1966
Jim Whalen	TE	Boston College	1970-71
Andre White	TE	Florida A&M	1967
Jim White	DE	Colorado State	1976
Gerald Willhite	RB	San Jose State	1982-85
Harold Williams	HB	Miami (Ohio)	1961
Wandy Williams	RB	Hofstra	1969-70
Nemiah Wilson	DB	Grambling	1965-67
Steve Wilson	CB	Howard	1982-85
Sammy Winder	RB	Southern Mississippi	1982-85
Malcolm Richard Wood	QB	Auburn	1962
Ken Woodard	LB	Tuskegee Institute	1982-85
James Earl Wright	HB	Memphis State	1964
Jim Wright	TE	Texas Christian	1980-85
Lonnie Wright	DB	Colorado State	1966-67
Louis Wright	CB	San Jose State	1975-85
William G. Yelverton	E	Mississippi	1960
Joseph A. Young	E	Arizona	1960-61
Robert Young	G	Howard Payne	1966-70
E. Robert Zeman	DB	Wisconsin	1962-63

Schools Represented

Colorado 18, Wisconsin 15, Southern California 12, Colorado State 12, Maryland 11, Oregon 11, Utah State 10, Arizona 8, Michigan State 8, Mississippi 8, Notre Dame 8, San Diego State 8, Stanford 8, Baylor 7, Louisiana State 7, Michigan 7, Boston College 6, California 6, Florida A&M 6, Houston 6, Southern Mississippi 6, UCLA 6, Washington 6, Arizona State 5, Auburn 5, Cincinnati 5, Georgia 5, Minnesota 5, Texas 5, Tulsa 5, Brigham Young 5, Florida State 4, Kansas 4, Nebraska 4, Ohio State 4, Penn State 4, Pittsburgh 4, Purdue 4, San Jose State 4, Texas A&M 4, Tulane 4, Utah 4, 17 with three each, 35 with two each, 96 with one each. Seven players did not attend college.

Service

THIRTEEN YEARS — Barney Chavous 1973-85; Tom Jackson 1973-85; Bill Thompson 1969-81.

TWELVE YEARS — Paul Howard 1973-75; 1977-85, Riley Odoms 1972-83.

ELEVEN YEARS — Rubin Carter 1975-85, Paul Smith 1968-78; Louis Wright 1975-85.

TEN YEARS — Steve Foley 1976-85; Randy Gradishar 1974-83; Haven Moses 1972-81.

NINE YEARS — Billy Bryan 1977-85; Mike Current 1967-75; Floyd Little 1967-75; Fran Lynch 1967-75; Claudie Minor 1974-82; Jim Turner 1971-79; Rick Upchurch 1975-83; Billy Van Heusen 1968-76.

EIGHT YEARS — Lyle Alzado 1971-78; Otis Armstrong 1973-80; Tom Glassic 1976-83; Glenn Hyde 1976-81, 1984-85; Larry Kaminski 1966-73; Brison Manor 1977-84; Bob Swenson 1975-79, 1981-83.

SEVEN YEARS — Al Denson 1964-70; Pete Duranko 1967-70, 1972-74; Ron Egloff 1977-83; Larry Evans 1976-82; Goose Gonsoulin 1960-66; John Grant 1973-79; Charles Greer 1968-74; Jerry Inman 1966-71, 1973; Jon Keyworth 1974-80; Rob Lytle 1977-83; Bobby Maples 1972-78; Joe Rizzo 1974-80; Jim Ryan 1979-85; Dave Studdard 1979-85; Lionel Taylor 1960-66; Steve Watson 1979-85.

SIX YEARS — Sam Brunelli 1966-71; Ken Criter 1969-74; Eldon Danenhauer 1960-65; George Goeddeke 1967-72; Mike Harden 1980-85; Richard Jackson 1967-72; Rulon Jones 1980-85; Don Latimer 1978-83; Tommy Lyons 1971-76; Marv Montgomery 1971-76; Craig Morton 1977-82; Chip Myrtle 1967-72; Dave Preston 1978-83; Steve Ramsey 1971-76; Bob Scarpitto 1962-67; Mike Schnitker 1969-74; Jerry Sturm 1961-66.

BRONCOS IN HALL OF FAME

The Denver Broncos are represented in the Pro Football Hall of Fame by three individuals, including a former player, a former coach, and a former administrator.

Fred Gehrke, who was the Broncos' General Manager for four years (1977-1980) and a member of the team's staff for 16 years, was the first winner of the Hall of Fame's Pioneer award in 1972.

Gehrke, as a Los Angeles Rams' halfback in 1948, painted golden rams' horns on his team's helmets and thus started the trend toward today's colorful, uniquely-decorated helmets worn by all NFL teams.

Cornerback Willie Brown, inducted into the Hall of Fame in 1984, played for the Broncos from 1963-66 and was named All-American Football League in 1964, a season in which he intercepted nine passes, including a team-record four in one game (vs. New York, 11/15/64).

Doak Walker, who was the Broncos' receivers coach in 1966, this year is to be inducted into the Hall on the basis of his brilliant six-year career (1950-55) with the Detroit Lions.

The Pro Football Hall of Fame is located in Canton, Ohio.

HISTORICAL HIGHLIGHTS

1959

AUGUST 14—First American Football League organizational meeting held in Chicago. Denver, with Bob Howsam as its principal owner, named as a charter member along with New York, Dallas, Los Angeles, Minneapolis and Houston. **NOVEMBER 22**—First player selection draft held through 32 rounds. Denver's first pick is Roger LeClerc, center, Trinity. **DECEMBER 1**—Dean Griffing named general manager of the Broncos.

1960

JANUARY 1—Frank Filchok named first head coach of the Broncos. **JANUARY 30**—Denver placed in AFL's western division with Dallas, Oakland and Los Angeles. **JULY**—First Bronco training camp opens at Colorado School of Mines. **SEPTEMBER 9**—After losing all five pre-season games, the Broncos become the first AFL victor when they defeat the Patriots in Boston in history's first AFL game, 13-10. Attendance—21,597. **OCTOBER 2**—Broncos play first home game in Bears Stadium, defeat Oakland, 31-24, before crowd of 18,372. **DECEMBER**—Offensive End Lionel Taylor, Defensive Tackle Bud McFadin and Safety Goose Gonsoulin all named to first official all-AFL team.

1961

MAY 26—Bob and Lee Howsam, original principal owners of the Broncos, sell their stock to a new syndicate headed by Cal Kunz and Gerry Phipps. **JUNE 1**—Cal Kunz named president and operating head of Empire Sports. **DECEMBER**—Lionel Taylor sets professional record with 100 pass receptions for season. Taylor and Bud McFadin named to all-AFL team. **DECEMBER**—Frank Filchok released as Broncos head coach.

1962

FEBRUARY 1—Jack Faulkner hired as Broncos head coach. **JULY 1**—Dean Griffing released as Broncos general manager. Faulkner named to dual post as head coach and general manager. **JULY**—Public burning ceremony of Broncos' notorious vertically striped socks at Broncos' intra-squad game. **DECEMBER**—Jack Faulkner named coach of the year in AFL. Gene Mingo set professional field goal record of 27 in a season. Eldon Danenhauer, Lionel Taylor, Goose Gonsoulin and Bob Zeman named to the official all-AFL team.

1963

DECEMBER—Billy Joe named AFL rookie of the year. Goose Gonsoulin only Bronco to make the all-AFL team. Lionel Taylor wins fourth straight pass receiving title.

1964

JANUARY—Broncos and Jets complete historic nine-player trade, largest ever made in the AFL. Broncos send Gene Prebola, Wahoo McDaniel, Gordy Holz and Bob Zeman to Jets for Dick Guesman, Ed Cooke, Charlie Janerette, Jim Price and Sid Fournet. **OCTOBER 4**—Jack Faulkner released as head coach. **OCTOBER 5**—Mac Speedie accepts appointment as interim head coach. **DECEMBER 12**—Mac Speedie named head coach. **DECEMBER**—Jim Fraser wins third straight punting title. Willie Brown named to all-AFL team.

1965

FEBRUARY 15—Gerald and Allan Phipps purchase 52 percent of the stock of Empire Sports, thus giving them virtually 100 percent ownership and saving the Bronco franchise for Denver. **MARCH 5**—Record sale of 941 season tickets in one day. **APRIL 1**—Season ticket drive goal of 20,000 sales reached. Figure to reach 22,000 by May 1. **MAY 17**—Allan Phipps named president of Empire Sports, Inc. Gerry Phipps re-named Chairman of the Board. **MAY 29**—Jim Burris, Bears general manager, named executive vice-president of Empire Sports. **DECEMBER 12**—Lionel Taylor makes the 500th catch of his career in game against Boston to become the first AFL player to top this figure. **DECEMBER**—Tackle Eldon Danenhauer, Split End Lionel Taylor and Fullback Cookie Gilchrist named to the all-AFL team. Lionel Taylor wins fifth pass receiving crown and Abner Haynes wins league kickoff return championship.

HISTORICAL HIGHLIGHTS (Continued)

1966

JUNE 8—Merger of American and National Leagues announced. **SEPTEMBER 19**—Ray Malavasi named Head Coach of the Broncos. **DECEMBER**—John Bramlett, Goose Gonsoulin, Bob Scarpitto and Jerry Sturm chosen to play in AFL All-Star contest in January. **DECEMBER 19**—Lou Saban signs a 10-year contract as General Manager and Head Coach of the Denver Broncos.

1967

MARCH 1—Broncos move to new suburban executive offices with adjacent practice field and locker room facilities for both pre-season and regular season training. **MARCH 7**—Metropolitan Denver voters turn down stadium bond issue, but Bronco fans immediately organize for fund raising drive to improve Bears Stadium and keep Broncos in Denver. **MAY 17**—Floyd Little, Denver's No. 1 draft choice, signs with Broncos. Little becomes the first No. 1 choice to sign with Denver in the history of the club. **AUGUST 5**—Broncos defeat Detroit Lions 13-7 in pre-season game at DU for AFL's first win over the NFL. **AUGUST 15**—Quarterback Steve Tensi acquired from San Diego for first round draft choices in both 1968 and 1969. **DECEMBER**—Floyd Little paces AFL in punt returning with a 16.9 average. Bob Scarpitto repeats as punt leader with a 44.9 norm. Flanker Al Denson selected All-League in player balloting.

1968

JANUARY—Flanker Al Denson, defensive tackle Dave Costa, center Larry Kaminski and cornerback Nemiah Wilson participate in AFL All-Star game. Lou Saban and staff coach the West stars. **FEBRUARY**—Civic drive to raise \$1.8 million ends successfully and City of Denver receives stadium as a gift after purchase of the facility from Empire Sports, Inc. by non-profit group. Construction begins on 16,000 seat upper deck that will raise capacity to 50,000 for 1968 season. **SEPTEMBER 21**—Broncos move into new administrative building at 5700 Logan Street. **DECEMBER 14**—Bears Stadium is officially re-named Denver Mile High Stadium.

1969

JANUARY 19—Dave Costa, Rich Jackson and Floyd Little participate in AFL All-Star Game in Jacksonville, Florida. **DECEMBER**—Floyd Little and Rich Jackson named to first team All League. **DECEMBER**—Bill Thompson (rookie) tops AFL list in punt and kickoff returns, the first player in pro football history to ever hold both titles.

1970

JANUARY 17—Rich Jackson, Dave Costa, Floyd Little, Mike Current and George Goeddeke play in All-Star game on West team. **SEPTEMBER**—Season ticket sale hits record number of 43,584. **DECEMBER 20**—Floyd Little gains 44 yards to win American Conference rushing title with 901 yards. It was first rushing crown and first season Little played in all 14 games.

1971

JANUARY—Richard Jackson named to official National Football League all-star team. **JANUARY**—Richard Jackson and Floyd Little make starting lineups for American Conference in first AFC-NFC Pro Bowl game. **MAY 12**—Broncos stop sale of season tickets at record 47,500. **OCTOBER 24**—Denver coach Lou Saban and Broncos down Cleveland 27-0. It was first time Browns were shut-out since 1952. It was also to be Saban's last victory as Bronco coach. **NOVEMBER 17**—Lou Saban resigns as head coach of Broncos, a position he had held for five years. Offensive line coach Jerry Smith is named interim head coach. Saban, in December, resigns as General Manager to return to Buffalo Bills as head coach. **DECEMBER 19**—Floyd Little compiles 79 yards against Raiders in Oakland to finish as pro football's top runner with 1,133 yards. Little also becomes first Bronco to rush for more than 1,000 yards in a season.

1972

JANUARY 5—John Ralston, successful head coach at Stanford, is announced as Denver's new head coach. He later adds the title of General Manager. **MARCH 16**—For the first time in the history of Denver professional football, there will be no public sale of season tickets, it is reported. Season ticket holders renewed 46,500 of the 47,500 available season tickets, and further exercised their option for 8,000 additional tickets. **APRIL**

HISTORICAL HIGHLIGHTS (Continued)

5—Long-time Rocky Mountain Empire Sports employee Earl Hartman dies of cancer. Hartman was Treasurer of Empire Sports and Business Manager of the Broncos at the time of his death.

1973

MARCH 3—Season ticket holders renew 47,800 of 48,000 season tickets to assure Denver again of having no public sale of season ducats. **OCTOBER 14**—Charley Johnson also becomes the 18th quarterback in pro football history to go over 20,000 yards lifetime as he connects for 214 yards plus three TDs to Haven Moses in a 48-20 win at Houston. **OCTOBER 22**—With "Orange Monday" banners waving, the Broncos perhaps play the most important game to date in the club's history against Oakland on national television. Denver comes back to knot the contest, 23-23, on a 35-yard field goal by Jim Turner. **NOVEMBER 25**—Denver defeats Kansas City, 14-10, to take over first place in the AFC West with three games to go. The win moves the Broncos to 6-3-2—the six victories the second best mark ever for a Denver team to date. **DECEMBER 9**—Denver 42, San Diego 28! The Broncos are winners at last, as Denver clinches the team's seventh victory of the season, assuring the club of a winning year.

1974

JANUARY—Four Broncos, Floyd Little, Haven Moses, Riley Odoms and Paul Smith, are invited to play in the Pro Bowl. John Ralston is named AFC Coach of the Year for guiding Denver to its first winning season ever. Odoms is named All-Pro by NEA. **SEPTEMBER 10**—Denver voters pass a \$25 million bond issue to expand and improve Mile High Stadium to over 75,000 seats. The stadium was projected to be finished in time for the 1976 regular season. **SEPTEMBER 22**—The Broncos and the Pittsburgh Steelers play in the first regular season overtime game as a 35-35 score was present at the end of regulation play. Neither team scored in the sudden death period. **NOVEMBER 28**—Before a television audience estimated at 35 million, the Broncos riddle the Detroit Lions 31-27 on Denver's first Thanksgiving Day game in Detroit. **DECEMBER 8**—Denver assures itself of the team's second consecutive winning season and Otis Armstrong sets a single game rushing mark of 183 yards as the Broncos down Houston 37-14. **DECEMBER 15**—Otis Armstrong finishes the season with 1407 yards and the NFL rushing title becoming one of a half dozen players ever to average more than 100 yards per game in pro football.

1975

JANUARY—Otis Armstrong and Riley Odoms represent the Broncos in the annual Pro Bowl game in Miami, Fla. **FEBRUARY**—Expansion of Mile High Stadium begins, which will provide 63,500 capacity for the 1976 season and an ultimate capacity of 75,000 in 1977. **DECEMBER 14**—Floyd Little winds up his career as the seventh all-time rusher in the NFL with 6,323 yards.

1976

JANUARY 26—Tight end Riley Odoms and linebacker Randy Gradishar are the Broncos representatives in the Pro Bowl in New Orleans. **MARCH 28**—Quarterback Charley Johnson announces his retirement from the National Football League after a 15-year career. Johnson led the club to its first two winning seasons in 1973 and 1974. **JUNE 27**—Lyle Alzado is one of three finalists for the man of the Year Award and Rick Upchurch is honored as the American Conference Offensive Rookie of the Year by the NFL Players Association. **SEPTEMBER 26**—Rick Upchurch ties an NFL record by returning two punts for touchdowns in a 44-13 win over the visiting Cleveland Browns. **OCTOBER 24**—Rick Upchurch ties an NFL record with his fourth punt return touchdown of the season in a 35-26 win over Kansas City. **NOVEMBER 7**—With two field goals and six extra points, Jim Turner becomes the fifth player in pro football history to surpass 1,200 points. **DECEMBER 12**—The Broncos stop Chicago, 28-14, for the ninth win of the season, highest total in Denver history. Otis Armstrong rushes for 116 yards to reach 1,008 for the season, his second 1,000-yard in his career. **DECEMBER 18**—Fred Gehrke, long-time Bronco administrator, is named general manager.

HISTORICAL HIGHLIGHTS (Continued)

1977

JANUARY 17—Rick Upchurch and Otis Armstrong are the Bronco participants in the annual AFC-NFC Pro Bowl in Seattle. **JANUARY 31**—John Ralston resigns as Head Coach of the Denver Broncos. **FEBRUARY 1**—Robert (Red) Miller, a former Bronco assistant coach, is named as the team's eighth head coach. **JUNE 12**—Lyle Alzado is named winner of the National Football League Players Association's Byron (Whizzer) White Award as the group's Man of the Year. **OCTOBER 16**—Pushing their season record to 5-0, the Broncos use seven interceptions and a touchdown pass to kicker Jim Turner to trounce the defending world champion Oakland Raiders, 30-7. **NOVEMBER 27**—In a showdown of the two best records in the NFL, the Broncos get a 73-yard interception return for a touchdown by Tom Jackson to dump Baltimore, 27-13, and run their record to 10-1. **DECEMBER 4**—With a 24-14 win at Houston the Broncos clinch a playoff berth, first in the club's history. Later in the day, the Broncos clinch the AFC Western Division championship when the Raiders fall to the Los Angeles Rams. **DECEMBER 18**—The Broncos lose to Dallas in the regular season finale, 14-6, but post the best record in the history of the franchise, 12-2, tied with Dallas for the best in the NFL. **DECEMBER 24**—Before the largest crowd ever to watch a sporting event in the state of Colorado, 75,011, the Broncos stop the Pittsburgh Steelers in the first round of playoff action, 34-21.

1978

JANUARY 1—In a hard-fought game at Mile High Stadium, the Broncos dethrone the Raiders, 20-17, for the AFC championship and a trip to the Super Bowl in New Orleans. **JANUARY 15**—Broncos fall to the Cowboys, 27-10, in the Super Bowl. **JANUARY 23**—Lyle Alzado, Randy Gradishar, Tom Jackson, Billy Thompson and Louis Wright represent the Broncos in the Pro Bowl, the largest Denver contingent in history. **MARCH**—Only 143 season tickets are not renewed, a new all-time low. **DECEMBER 3**—Broncos win by 21-6 score at Oakland, holding the Raiders without a touchdown for the second time in the season, and moving within one game of AFC West crown. **DECEMBER 10**—Denver downs Kansas City, 24-3, winning second straight division championship, as QB Craig Morton goes 19-for-22 with 16 straight completions, both second best all-time NFL marks. **DECEMBER 30**—Denver loses in the playoffs to eventual Super Bowl champion Pittsburgh Steelers, 33-10.

1979

JANUARY 29—Broncos are represented by an all-time high of seven players in the NFL Pro Bowl, including Lyle Alzado, Randy Gradishar, Tom Jackson, Riley Odoms, Bill Thompson, Rick Upchurch, and Louis Wright. **MARCH**—Only 161 season tickets are not renewed, virtually assuring the Broncos of their tenth straight sellout season. **OCTOBER 7**—Denver shuts out San Diego, 7-0, marking first time ever for Broncos to record two shutouts in one season. Denver had opened the campaign with 10-0 win over Cincinnati. **NOVEMBER 11**—Rick Upchurch becomes the all-time pro football record holder in career punt return yardage. He set the record vs. New England, surpassing the late Emlen Tunnell's total of 2,209 yards. **DECEMBER 17**—Denver clinches a playoff berth for the third straight year. **DECEMBER 23**—Denver loses in wild card playoff game at Houston, 13-7.

1980

JANUARY 27—The Broncos are represented in the Pro Bowl game by Randy Gradishar, Tom Jackson, Rick Upchurch, and Louis Wright. **MARCH**—Only 146 season tickets are not renewed for 1980, virtually assuring the club of its 11th consecutive sellout campaign. **OCTOBER 5**—Randy Gradishar returns interception 93 yards for a touchdown vs. Cleveland, the longest such return in team history and the NFL's longest for 1980 season. **OCTOBER 13**—Fred Steinfert kicks 57-yard field goal, tying record for third-longest kick in NFL history.

1981

JANUARY—Fred Steinfert is named by Pro Football Weekly as that publication's Golden Toe Award winner for the 1980 season, having tied for the league lead with 26 field goals. **FEBRUARY 25**—Edgar F. Kaiser, Jr. is introduced as the new owner of the Denver Broncos, having purchased the club from principal owners Gerald H. Phipps and Allan R. Phipps. **MARCH 10**—Grady Alderman is named new General Manager and Dan Reeves is named as the new Head Coach. **MARCH**—The Broncos are sold out for their 12th consecutive season. **SEPTEMBER**—Craig Morton throws four touchdown passes in each of two consecutive games, vs. Baltimore and San Diego, a first in franchise history. Wide receiver Steve Watson ties a team record with three touchdown receptions against the Colts on September 20. **NOVEMBER 22**—Watson catches a touchdown pass at Cincinnati to set a new team record with 13 TD catches in one season. **DECEMBER 20**—

HISTORICAL HIGHLIGHTS (Continued)

Watson gains 82 yards on receptions at Chicago, establishing a new Bronco single season mark with 1,244 reception yards. Individually, Morton set single season records for yards gained (3,213), yards passing (3,195), and average gain per play (8.37), while Watson led the AFC in reception yardage and in touchdown receptions (13).

1982

JANUARY 31—The Broncos are represented in the Pro Bowl game by Randy Gradishar, Bob Swenson, Bill Thompson, and Steve Watson. **MARCH**—Only 49 season ticket accounts have not been renewed for 1982, virtually assuring the Broncos of their 13th consecutive sellout season in Mile High Stadium. **SEPTEMBER 21**—The NFL Players Association begins the first regular season strike in NFL history, resulting in the cancellation of games for eight consecutive weeks. **DECEMBER 3**—Hein Poulus is named Vice President and General Manager of the Broncos. **DECEMBER 19**—Rick Upchurch returns a punt 78 yards for a touchdown against Kansas City to tie the all-time pro football record of eight career touchdowns on punt returns.

1983

JANUARY 3—Final NFL statistics show Rick Upchurch as the NFL's punt return leader with a 16.1 average and Luke Prestridge as the league's leading punter with a 45.0 mark. **FEBRUARY 6**—The Broncos are represented in the Pro Bowl game by Randy Gradishar, Luke Prestridge, and Rick Upchurch. **MARCH 15**—Only 89 season ticket accounts have not been renewed for 1983, virtually assuring the Broncos of their 14th consecutive sellout season in Mile High Stadium. **MAY 2**—In the biggest trade in franchise history, Denver acquires quarterback John Elway, the first player taken in the NFL draft, and signs him to a five-year contract. **DECEMBER 11**—Elway throws three fourthquarter touchdown passes to erase a 19-0 deficit and lead the Broncos to a 21-19 playoff-clinching win over Baltimore. This marks the fourth Bronco appearance in playoff competition. **DECEMBER 24**—Denver loses the wild card game at Seattle, 31-7.

1984

JANUARY 29—Randy Gradishar makes his seventh Pro Bowl appearance. Louis Wright also was named to the AFC Pro Bowl team, but was unable to play because of a fractured finger. **MARCH**—Only 146 season ticket accounts have not been renewed for 1984, virtually assuring the Broncos of their 15th consecutive sellout season in Mile High Stadium. **MARCH 23**—Pat Bowlen is introduced as the new owner of the Denver Broncos, assuming the title of President and Chief Executive Officer. **NOVEMBER 18**—The Broncos beat Minnesota 42-21 for the club's 10th straight victory, a team record. John Elway ties a Denver record throwing five touchdown passes in the game. **DECEMBER 15**—Denver wins its 13th game of the season, the most in Bronco history, and captures the AFC West crown with a 31-14 win over Seattle. Sammy Winder finishes the season with 1,153 yards rushing, and Steve Watson gains 1,170 yards receiving — the first time Denver has had 1,000-yard performers in both categories in the same season. **DECEMBER 30**—Pittsburgh defeats Denver 24-17 in a divisional playoff game.


1985

JANUARY 27—Sammy Winder represents the Broncos in the NFL Pro Bowl. **FEBRUARY 18**—Owner Pat Bowlen names John Beake as General Manager and Dan Reeves as Vice President of the club. **MARCH**—Only 82 season ticket accounts have not been renewed for the 1985 season, virtually assuring the Broncos of their 16th consecutive sellout season in Mile High Stadium. **DECEMBER 20**—Denver beats Seattle 27-24 to close out the season at 11-5. The Broncos set season records with total yards (5,496) and total points (380). John Elway, who threw for 432 yards against Seattle, set Denver records in total offense (4,144 yards) and passing yards (3,891) for the season, and Karl Mecklenburg's 13 quarterback sacks also set a new Bronco standard.

1986

FEBRUARY 2—The Broncos are represented by four players in the Pro Bowl — Rulon Jones, Karl Mecklenburg, Dennis Smith, and Louis Wright. **FEBRUARY 26**—Owner Pat Bowlen holds groundbreaking ceremonies for 60 luxury Penthouse Suites to be built atop Mile High Stadium's fifth level. **MARCH**—Only 127 season ticket accounts have not been renewed for the 1986 season, virtually assuring the Broncos of their 17th consecutive sellout season in Mile High Stadium.

MISCELLANEOUS



Center Billy Bryan, who earned second team All-NFL honors (Newspaper Enterprise Association) and was named as an alternate to the AFC Pro Bowl team in 1985.

DENVER BRONCOS YOUTH



RANDY GRADISHAR President

Randy Gradishar begins his third year in 1986 as President of the Denver Broncos Youth Foundation. In his position Gradishar works with the needs of youth and youth-serving organizations in the Denver area and the state of Colorado.

Gradishar graduated with a B.S. in Education from the Ohio State University in 1974, where he also played football (including two Rose Bowl appearances) under Coach Woody Hayes. He was the first draft choice of the Broncos in 1974 and played ten years without missing a game. He was voted the NFL Defensive Player of the Year in 1978 and was selected to seven Pro Bowls.

Before retiring from football in 1983, Randy completed a variety of aptitude, temperament and career tests. This confirmed he is happiest as well as best suited and most qualified to help people, and he has chosen to invest his energies in helping to meet the needs of youth leaders and the young people of our area.

Randy and his wife Janet are the parents of two daughters, Paige and Meredith, and a son, Mark. The family resides in the Denver suburb of Littleton.

The Denver Broncos Youth Foundation (DBYF) is a non-profit organization which was founded and incorporated in 1982 to meet the physical, mental, social and spiritual needs of young people by working in conjunction with existing youth-serving organizations to leverage available energy and resources to assist Colorado's young people and youth leaders. The "buzz word" of the Denver Broncos Youth Foundation which most accurately describes the focus of energy is the word "catalyst".

Although the Broncos Youth Foundation is a separate entity from the Broncos Football Club, Pat Bowlen, the Broncos' owner, serves on the DBYF Board of Directors and has allowed the Foundation the continued use of the Bronco name, as well as providing office space for DBYF. The Broncos Football Club makes an annual donation to DBYF from the Charity Game (first pre-season game). Contributions are also received from corporations and individual donors.

During its two years, the Broncos Youth Foundation has worked with a variety of youth leaders and youth-serving organizations, i.e., Drug & Alcohol, 4-H and other Leadership Programs, High School Journalists, Handicapped Programs, Urban, Minority, Prison and Juvenile Delinquent Programs, and various Christian youth organizations. DBYF has also given limited financial support to new programs and in some cases, existing programs in order to serve youth more effectively.



NATIONAL FOOTBALL LEAGUE

410 Park Ave., New York, N.Y. 10022 (212) 758-1500

Commissioner	Pete Rozelle
Executive Vice President & League Counsel	Jay Moyer
Treasurer	John Schoemer
Executive Director	Don Weiss
Director of Administration	Joe Rhein
Director of Communications	Joe Browne
Director of Operations	Jan Van Duser
Director of Broadcasting	Val Pinchbeck, Jr.
Director of Public Relations	Jim Heffernan
Director of Security	Warren Welsh
Assistant Director of Security	Charles R. Jackson
Director of Player Personnel	Joel Bussert
Supervisor of Officials	Art McNally
Assistant Supervisor of Officials	Jack Reader
Assistant Supervisor of Officials	Nick Skorich
Director of Special Events	Jim Steeg
Assistant Director of Special Events	Susan McCann
Assistant Counsel	Jim Noel
Controller	Tom Sullivan
Director of Player Relations	Mel Blount

AMERICAN FOOTBALL CONFERENCE

President	Lamar Hunt, Kansas City Chiefs
Assistant to President	Al Ward
Director of Information	Pete Abitante

NATIONAL FOOTBALL CONFERENCE

President	Wellington Mara, New York Giants
Assistant to President	Bill Granholm
Director of Information	Dick Maxwell

NFL PUBLIC RELATIONS DIRECTORS

AMERICAN FOOTBALL CONFERENCE

Buffalo—L. Budd Thalman	(716) 648-1800
Cincinnati—Al Heim	(513) 621-3550
Cleveland—Kevin Byrne	(216) 696-5555
Indianapolis—Bob Eller	(317) 252-2658
Houston—Chip Namias	(713) 797-9111
Kansas City—Bob Sprenger	(816) 924-9300
Los Angeles Raiders—Tom Grimes	(213) 322-3451
Miami—Eddie White	(305) 576-1000
New England—Jim Greenidge	(617) 543-7911
New York Jets—Frank Ramos	(212) 421-6600
Pittsburgh—Joe Gordon	(412) 323-1200
San Diego—Rick Smith	(714) 280-2111
Seattle—Gary Wright	(206) 827-9777

NATIONAL FOOTBALL CONFERENCE

Atlanta—Charlie Dayton	(404) 688-8684
Chicago—Ken Valdiserri	(312) 663-5100
Dallas—Doug Todd	(214) 369-8000
Detroit—George Heddleston	(313) 335-4131
Green Bay—Lee Rempel	(414) 494-2351
Los Angeles Rams—Pete Donovan	(714) 535-7267
Minnesota—Merrill Swanson	(612) 828-6500
New Orleans—Greg Suit	(504) 525-0792
New York Giants—Ed Croke	(201) 935-8111
Philadelphia—Ed Wisneski	(215) 463-2500
St. Louis—Bob Rose	(314) 421-0777
San Francisco—Jerry Walker	(415) 365-3420
Tampa Bay—Rick Odioso	(813) 870-2700
Washington—Charlie Taylor	(703) 471-9100

CHAMPIONSHIP PLAY

AFL-AFC TITLE GAMES

1985 New England 31, Miami 14	1972 Miami 21, Pittsburgh 17
1984 Miami 45, Pittsburgh 28	1971 Miami 21, Baltimore 0
1983 Los Angeles Raiders 30, Seattle 14	1970 Baltimore 27, Oakland 17
1982 Miami 14, New York Jets 0	1969 Kansas City 17, Oakland 7
1981 Cincinnati 27, San Diego 7	1968 New York Jets 27, Oakland 23
1980 Oakland 34, San Diego 27	1967 Oakland 40, Houston 7
1979 Pittsburgh 27, Houston 13	1966 Kansas City 31, Buffalo 7
1978 Pittsburgh 34, Houston 5	1965 Buffalo 23, San Diego 0
1977 Denver 20, Oakland 17	1964 Buffalo 20, San Diego 7
1976 Oakland 24, Pittsburgh 7	1963 San Diego 51, Boston 10
1975 Pittsburgh 16, Oakland 10	1962 Dallas 20, Houston 17 (OT)
1974 Pittsburgh 24, Oakland 13	1961 Houston 10, San Diego 3
1973 Miami 27, Oakland 10	1960 Houston 24, Los Angeles 16

NFL-NFC TITLE GAMES

1985 Chicago 24, Los Angeles Rams 0
1984 San Francisco 23, Chicago 0
1983 Washington 24, San Francisco 17
1982 Washington 34, Dallas 17
1981 San Francisco 28, Dallas 27
1980 Philadelphia 20, Dallas 7
1979 Los Angeles 9, Tampa Bay 0
1978 Dallas 28, Los Angeles 0
1977 Dallas 23, Minnesota 6
1976 Minnesota 24, Los Angeles 13
1975 Dallas 37, Los Angeles 7
1974 Minnesota 14, Los Angeles 10
1973 Minnesota 27, Dallas 10
1972 Washington 26, Dallas 3
1971 Dallas 14, San Francisco 3
1970 Dallas 17, San Francisco 10
1969 Minnesota 27, Cleveland 7
1968 Baltimore 34, Cleveland 0
1967 Green Bay 21, Dallas 17
1966 Green Bay 34, Dallas 27
1965 Green Bay 23, Cleveland 12
1964 Cleveland 27, Baltimore 0
1963 Chicago 14, New York Giants 10
1962 Green Bay 16, New York Giants 7
1961 Green Bay 37, New York Giants 0
1960 Philadelphia 17, Green Bay 13
1959 Baltimore 31, New York Giants 16
1958 Baltimore 23, New York Giants 17 (OT)
1957 Detroit 59, Cleveland 14
1956 New York Giants 47, Chicago 7
1955 Cleveland 38, Los Angeles 14
1954 Cleveland 56, Detroit 10
1953 Detroit 17, Cleveland 16
1952 Detroit 17, Cleveland 7
1951 Los Angeles 24, Cleveland 17
1950 Cleveland 30, Los Angeles 28
1949 Philadelphia 14, Los Angeles 0
1948 Philadelphia 7, Chicago Cardinals 0
1947 Chicago Cardinals 28, Philadelphia 21
1946 Chicago Bears 24, New York Giants 14
1945 Cleveland Rams 15, Washington 14
1944 Green Bay 14, New York Giants 7
1943 Chicago Bears 41, Washington 21
1942 Washington 14, Chicago Bears 6
1941 Chicago Bears 37, New York Giants 9
1940 Chicago Bears 73, Washington 0
1939 Green Bay 27, New York Giants 0
1938 New York Giants 23, Green Bay 17
1937 Washington 28, Chicago Bears 21
1936 Green Bay 21, Boston Redskins 6
1935 Detroit Lions 26, New York Giants 7
1934 New York Giants 30, Chicago Bears 13
1933 Chicago Bears 23, New York Giants 21

SUPER BOWL RESULTS

1985 Chicago 46, New England 10 at New Orleans
1984 San Francisco 38, Miami 16 at Palo Alto
1983 Los Angeles Raiders 38, Washington 9 at Tampa
1982 Washington 27, Miami 17 at Pasadena
1981 San Francisco 26, Cincinnati 21 at Detroit
1980 Oakland 27, Philadelphia 10 at New Orleans
1979 Pittsburgh 31, Los Angeles 19 at Pasadena
1978 Pittsburgh 35, Dallas 31 at Miami
1977 Dallas 27, Denver 10 at New Orleans
1976 Oakland 32, Minnesota 14 at Pasadena
1975 Pittsburgh 21, Dallas 17 at Miami
1974 Pittsburgh 16, Minnesota 6 at New Orleans
1973 Miami 24, Minnesota 7 at Houston
1972 Miami 14, Washington 7 at Los Angeles
1971 Dallas 24, Miami 3 at New Orleans
1970 Baltimore 16, Dallas 13 at Miami
1969 Kansas City 23, Minnesota 7 at New Orleans
1968 New York Jets 16, Baltimore 7 at Miami
1967 Green Bay 33, Oakland 14 at Miami
1966 Green Bay 35, Kansas City 10 at Los Angeles

RING OF FAME

The Denver Broncos' Ring of Fame was inaugurated in 1984 to honor former players and administrators who played significant roles in Bronco history.

Four former players were inducted into the Ring in 1984, running back Floyd Little (1967-75), defensive end Rich Jackson (1967-72), receiver Lionel Taylor (1960-66), and defensive back Austin "Goose" Gonsoulin (1960-66).

In 1985, former owner Gerald H. Phipps became the first non-player to have his name placed on the Ring of Fame.

To be eligible for induction into the Ring, a player must have played for at least four years with Denver and be retired at least five seasons.

The Ring of Fame is on the facade of Mile High Stadium's east stands, just below the third level.

DENVER BRONCOS 1986 PRE-GAME AND HALFTIME SCHEDULE

August 9	NEW ORLEANS	Colorado Teen Kazoo Revue
August 23	SAN FRANCISCO	Rocky Mountain Cheerleading Association
August 29	LOS ANGELES RAMS	Pueblo Pride City Band
September 7	LOS ANGELES RAIDERS	University of Colorado Band
September 28	NEW ENGLAND	Northern State (South Dakota) College Band
October 5	DALLAS	University of Wyoming Band
October 26	SEATTLE	Colorado State University Band
November 9	SAN DIEGO	Ponderosa High School Band
November 16	KANSAS CITY	University of New Mexico Band
November 30	CINCINNATI	United States Air Force Academy Band
December 13	WASHINGTON	Denver Ford Dealers kicking contest

MILE HIGH STADIUM

Mile High Stadium, home of the Denver Broncos, once again was filled for every home date during the 1985 National Football League regular season. The Broncos brought their consecutive regular season sellout streak to 117 games and concluded 16 years of sellouts at Mile High Stadium.

Expansion of the stadium, begun in 1975, was completed for the 1977 season to give the Broncos the seventh largest home facility in the league.

Denver voters passed a \$25 million bond issue in 1974 to expand and improve the stadium from its capacity of 51,706 to 75,100. The stadium held 63,532 for the 1976 season, halfway through the project.

Making Mile High Stadium unique, however, is its movable east stands. The east stands move in a single section which, when fully extended, is in a horseshoe configuration for football. When the section is retracted, the stadium is in position for baseball.

The dynamics involved in the move are fascinating. First, bear in mind that the east stands section is a three-tiered structure, 535 feet long, 135 feet tall and 200 feet deep, weighing nearly nine million pounds. Second, the stands must be moved a distance of 145 feet.

How is it done? The answer, says DMJM-Phillips-Reister, the engineering-architectural firm in charge of the project, is water.

More than 90,000 square feet of runways serve as the operating surfaces over which the stands will move. Water is pumped onto the runways and form a .003 inch sheet upon which the stands rest. Hydraulic rams then push the stands forward at the rate of three feet per minute, making the move last somewhere around two hours.

Originally called Bears Stadium, the facility was built in 1948 for the Denver Bears of baseball's old Western League, with long-range plans to utilize it for football as well. When Denver became a charter member of the American Football League in 1959, the south stands (8,100 seats) and portable east stands (9,616 seats) were added to give a capacity of 34,657 for football.

After Denver voters turned down a stadium bond issue to build an all-purpose metropolitan stadium in 1967, a non-profit group began a fund-raising drive with the goal of purchasing the stadium for the city.

In February of 1968, the group bought the stadium from Rocky Mountain Empire Sports for \$1.8 million and presented it to the city of Denver. A 16,000-seat upper deck was immediately constructed over the west stands, raising the capacity to over 50,000 for the 1968 season. In December of 1968, the stadium was re-named Denver Mile High Stadium.



SCHEDULING

The master NFL schedule, as it applies to the Denver Broncos (and also to other AFC West teams), for 1986:

EACH TEAM:

A. Home-and-home games with the four teams in the AFC West (Kansas City, Los Angeles, San Diego, Seattle). Total: 8 games.

B. One game with teams # 1-4 (referring to placings) in a division of the other conference. In 1987, this will be the NFC Central. Sites will depend upon order of finish within the divisions (see subsequent notes). This step does not apply to the fifth place team in the AFC West.

FIRST PLACE TEAM IN AFC WEST

B. Home: NFC Central #1, NFC Central #3; Away: NFC Central #2, NFC Central #4. Total: four games.

C. One game with each of the two other first place teams in the AFC and each of the two other fourth place teams in the AFC. Home: AFC East #1, AFC Central #4; Away: AFC East #4, AFC Central #1. Total: four games.

SECOND PLACE TEAM IN AFC WEST

B. Home: NFC Central #2, NFC Central #4; Away: NFC Central #1, NFC Central #3. Total: four games.

C. One game with each of the two other second place teams and each of the other third place teams - Home: AFC East #2, AFC Central #3; Away: AFC East #3, AFC Central #2. Total: four games.

THIRD PLACE TEAM IN AFC WEST

B. Home: NFC Central #1, NFC Central #3; Away: NFC Central #2, NFC Central #4. Total: four games.

C. One game with each of the two other second and third place teams in the conference - Home: AFC East #3, AFC Central #2; Away: AFC East #2, AFC Central #3. Total: four games.

FOURTH PLACE TEAM IN AFC WEST

B. Home: NFC Central #2, NFC Central #4; Away: NFC Central #1, NFC Central #3. Total: four games.

C. One game with each of the other first place and fourth place teams in the conference - Home: AFC East #4, AFC Central #1; Away: AFC East #1, AFC Central #4. Total: four games.

FIFTH PLACE TEAM IN AFC WEST

D. One game with each of team #1-4 of the four team division in the AFC (AFC Central) - Home: AFC Central #1, AFC Central #3; Away: AFC Central #2, AFC Central #4. Total: four games.

E. Home-and-home games with the other fifth place team in the AFC - Home: AFC East #5; Away: AFC East #5. Total: two games.

F. One game with each of the fifth place teams in the NFC - Home: NFC East #5; Away: NFC Central #5.

Broncos Radio Network

For the 17th consecutive season, Denver's 50-thousand watt station KOA (850) will serve as the flagship station for the Denver Broncos game broadcast network.

Bob Martin, radio voice of the Broncos since 1964, will again be calling the play-by-play account of the games, with Larry Zimmer, who joined the broadcast team in 1971, again doing the color commentary.

Martin was named Colorado Sportscaster of the Year for the 17th consecutive year in 1985.

The confirmed list of network stations is as follows:

DENVER BRONCOS RADIO NETWORK 1986

COLORADO

KVOR AM — Colorado Springs
KDZA AM — Pueblo
KRAI AM/FM — Craig
KSMT FM — Breckenridge
KFKA AM — Greeley
KVLE FM — Gunnison
KBZZ AM — La Junta
KVRH AM — Salida
KSNO AM/FM — Aspen
KEKB FM — Fruita/Grand Junction
KMTS FM — Glenwood Springs
KPAG AM — Pagosa Springs
KLMO AM — Longmont
KRSJ FM — Durango
KLMR AM — Lamar
KSPK FM — Walsenburg
KCRT AM — Trinidad
KBOL AM — Boulder
KNAB AM — Burlington
KALQ FM — Alamosa/Monte Vista
KIIH AM — Ft. Collins
KUBC AM — Montrose

WYOMING

KTWO AM — Casper
KFBC AM — Cheyenne
KODI AM — Cody
KWOR AM — Worland
KLDI AM — Laramie
KIQZ AM — Rawlins
KVOE AM — Lander/Riverton
KSIT FM — Rock Springs
KCOW AM — Sheridan

ARIZONA

KCKY AM — Collidge
UTAH
KSL AM — Salt Lake City
IDAHO
KGEM AM — Boise
NEW MEXICO
KENN AM — Farmington
KRTN AM — Raton
KOB AM — Albuquerque
KRSN AM — Los Alamos
NEBRASKA
KODY AM — North Platte
KRVN AM — Lexington
KMCX FM — Ogallala
KPNY FM — Alliance
KOLT AM — Scottsbluff

MEDIA INFORMATION

The Broncos' media guide was prepared to assist in coverage of Denver's 1986 NFL season. Should additional materials, information, or services be required, contact:

JIM SACCOMANO

Director of Media Relations

Denver Broncos, 5700 Logan Street, Denver, CO 80216

Telephones: Office — (303) 296-1982

Office (after 5 p.m.) — (303) 296-1263

Home: Jim Saccomano — (303) 288-1182

When making requests for working press credentials, please allow time for mailing. Press credentials are normally issued approximately 10 days before the game. Should transmission facilities be required, please arrange for same through local representatives.

WORKING PRESS: Admittance to the Broncos' press box is restricted to the WORKING PRESS ONLY. Credentials are marked with a row and seat number. Passes are non-transferable.

PHOTOGRAPHERS: Photographers are asked to take special note of the following conditions for use of press credentials, as set by the National Football League:

"This working credential is issued to an organization for the sole purpose of providing stadium access to an accredited individual who has a legitimate working function (media or game service) in connection with this game. It is non-transferable. Any unauthorized use of this credential subjects the bearer to ejection from the stadium and prosecution for criminal trespass.

Any secondary non-editorial use of any picture, film/tape or drawing of the game taken or made by the accredited organization or individual to whom this credential has been issued (including but not limited to use in advertising, sales promotion or merchandising) is prohibited without prior specific written approval of the National Football League. Additionally, television stations are prohibited from making available game film or tape to any other organi-

zation even though the planned use may be editorial in nature without advance written permission from the NFL or one of its member clubs. Such film or tape may be aired *only by the specific station or entity to whom this credential is issued.*

Television stations filming or taping NFL games recognize that any films or tapes may only be used in connection with a regularly scheduled television newscast *within a seven-day period* following the game and the film clip or taped portion of each such showing will not exceed *two (2) minutes* in length.

Additionally, television stations agree not to use more than *six (6) minutes* of filmed or taped "same-day" highlights from NFL games on any regularly scheduled news programs (i.e. no more than six minutes of highlights on Sunday night). This is the only exception to the two-minute limitation.

Television stations wishing to use NFL film or tape in any other manner must obtain written permission for such usage from the National Football League.

Acceptance of the credential constitutes agreement by the bearer and his organization to abide by the foregoing conditions. Thank you for your cooperation."

Sideline photo passes will be tightly controlled by the Public Relations Department and are generally limited to photographers shooting for a daily newspaper, wire service, or magazine of national circulation on specific assignment, or television station.

RADIO-TELEVISION: In making requests for broadcast credentials, please specify requirements for spotters and/or statisticians.

CODE-A-PHONE: The Broncos' Code-A-Phone will be in operation after the club begins training camp at the University of Northern Colorado in Greeley. New entries, generally including an interview with a player or coach, will be made daily at approximately 6:00 p.m. This recorded interview service will continue throughout the season. Please check with the public relations office for an updated telephone number.

STADIUM ACCESS: To get to Mile High Stadium, which is located at 19th Avenue and Eliot Street, take Interstate 25 to the Mile High Stadium Exit (19th Avenue Exit). The Press Box is located on the West side of the stadium.

DRIVING INSTRUCTIONS TO MILE HIGH STADIUM FROM STAPLETON INTERNATIONAL AIRPORT: Exit airport on Quebec North and continue to Interstate 70. Take Interstate 70 West to Interstate 25 South, which will be a left lane exit. Continue West on Interstate 25 South until you come to Mile High Stadium Exit (19th Avenue Exit).

DRIVING INSTRUCTIONS TO STAPLETON INTERNATIONAL AIRPORT FROM MILE HIGH STADIUM: Take one of two routes depending on your parking lot location. You can take 20th Avenue East to Clay Street, turning left at Clay and proceeding to 23rd Avenue. Take a right at 23rd Avenue and continue to Interstate 25 entrances. Another route (Northbound) would be to take 17th Avenue East, which will continue beneath an overpass and will take you directly to Interstate 25 north. The alternate South bound route would be to take 17th Avenue East, turning left at Bryant Street and proceeding to the Interstate 25 South bound entrance, approximately two blocks.

TRANSMISSION FACILITIES: The Broncos provide three complimentary telephones in the visitors area of the working press box for use with VDT or telecopier equipment. Only collect, credit card or third party billing calls can be made from these telephones. Should you wish a private telephone installed at your seat, the Broncos will be pleased to assign you a seat location and provide you with a contact for you to make the appropriate arrangements with the local telephone company.

POST-GAME TRANSPORTATION: Please advise Broncos PR personnel as soon as possible should you require transportation following the game. The amount of time you must wait will obviously decline as time goes by following the conclusion of the game. All taxis will make pick-ups curb side at the Ticket Office, which is located at 19th Avenue and Eliot Street. Should you wish to make your own arrangements, the number of Yellow Cab Company is 292-1212.

LIMITED INSTANT REPLAY SYSTEM TO BE USED IN 1986

At the NFL Annual Meeting in March 1986, the clubs adopted (by a 23-4-1 vote) a one-year system of limited Instant Replay of officiating calls for 1986.

The NFL has discussed Instant Replay in some degree or other since the early 1970s. The League experimented in 1976 and 1978 using two basic frameworks—an independent system using cameras, replay machines, and technicians separate from the network covering the game, and a "no frills" approach using existing television coverage.

In 1985, the NFL used the network feed of nine nationally televised preseason games to experiment with the basic system that later was adopted for 1986. A total of 28 plays were examined closely (17 confirmed call, 4 were inconclusive, 1 was reversed, and 6 had no replay shown).

What is the objective of this system?

The clubs feel that on certain plays the telecast viewed by the general public should be used to correct an indisputable error. The system will be used to reverse an on-field decision only when the Replay Official has *indisputable visual evidence* available to him that warrants the change.

Is the television network carrying the game part of the review process?

No. Although the Replay Official will be viewing the live network feed, there is no communication to television personnel as to what plays to show or not to show.

What is the step-by-step procedure of a play review?

The Replay Official will view game action and a play will be replayed immediately on one of the two monitors, while the other monitor continues to record the live feed.

The Replay Official makes a determination if further study of the play is needed. If not, there is no contact with the field and play continues without interruption.

If the Replay Official believes an error may have been made, the Umpire will be contacted (via a paging device worn at the beltline), and he then will use a walkie-talkie for further communication with the Replay Official.


The Replay Official will watch replay(s) on one or both monitors and complete his review within a reasonable period (probably 15-20 seconds) after the play is over. (If there is a time out, the Replay Official would not necessarily be restricted to the 15-20-second period.)

The Replay Official will inform the Umpire of his decision, and the Referee will make the appropriate announcement on the wireless microphone.

The limited Instant Replay system concentrates on plays of possession or touching (e.g., fumbles, receptions, interceptions, muffs) and most plays governed by the sidelines, goal lines, end lines, and line of scrimmage (e.g., receiver or runner in or out of bounds, forward or backward passes, breaking the plane of the goal line).

However, the Instant Replay system will *not* include the following fouls: clipping; encroachment and offsides; grasp of facemask; false start; defensive pass interference; offensive pass interference; offensive holding and illegal use of hands; illegal batting or punching ball; illegal block on free kick or scrimmage kick; illegal crackback; illegal motion; illegal use of forearm or elbow; illegal use of hands by defense; illegally kicking the ball; illegally snapping the ball; intentional grounding; member of the punting team downfield early; illegal formation; palpably unfair act; piling on; roughing the passer; running into or roughing the kicker; striking, kicking, or kneeling; unnecessary roughness; unsportsmanlike conduct; and use of the helmet as a weapon.

Coors is the one.



When you want a beer that's a little less heavy,
never bitter, but with all the spirit of a great beer
... **Coors is the one.**

**Best of luck to
the Denver Broncos
on their 1986-87 season!**

