


DENVER BRONCOS



1987 MEDIA GUIDE



1986 CHAMPIONS
AMERICAN FOOTBALL CONFERENCE

Coors
is the one
with the difference worth tasting.



© 1986 Adolph Coors Company, Golden, Colorado 80401 - Brewer of Fine Quality Beers Since 1873 - 4915



ON THE COVER: Quarterback John Elway is shown throwing the five-yard touchdown pass to wide receiver Mark Jackson which tied the AFC Championship Game against the Cleveland Browns and sent it into overtime. This touchdown pass capped a 98-yard, 15-play drive and came with 37 seconds remaining in regulation play. The cover photo is by team photographer Rod Hanna.

Denver Broncos 1987 Media Guide

Index

Attendance Marks	150
Biographies:	
Management	4
Head Coach	5
Assistant Coaches	8
Scouting Staff	13
Veteran Players	24
Other Players	78
Draft Choices	82
Denver Broncos Youth/Randy Gradishar	195
Depth Chart (Preseason)	103
Directory	3
Draft Selections, 1960-87	174
Game Summaries, 1986	102
Halftime	198
Historical Highlights	189
Honors (Individual)	132
Hotels on the Road	122
How the Broncos Were Built	106
Instant Replay	203
Last Time	128
Media Information	201
Monday Night Games	143
National Football League:	
1986 Standings	126
Personnel	196
Player Personnel Dates	77
NFC/AFC Championship History	197
Scheduling Formula	200
Offense and Defense Year by Year	151
One Game Superlatives, 1986	95
Overtime Games	143
Playoff History	144
Radio Network	200
Records:	
Individual	155
Top Performances	128
Team	164
Coaches	149
Individual vs. Broncos	170
Past Decade	142
Results:	
Regular Season, 1960-86	134
Preseason, 1960-86	138
1986 Season	90
Rosters:	
Veterans	104
All-Time Broncos	181
All-Time Coaches	149
Schedules:	
Broncos 1987	2
NFL Regular Season	19
Postseason and Preseason	23
Series Scores vs. Opponents	139
Stadium Information	199
Statistics:	
Individual	92
Team	91
1986 Game by Game	96
Leaders Year by Year	152
Ticket Sales, 1960-86	151
Trades	177

SCHEDULE - 1987

Regular Season

Sunday, September 13 SEATTLE SEAHAWKS, 2:00 p.m.
 Sunday, September 20 at Green Bay Packers, 12:00 p.m.
 (in Milwaukee)
 Monday, September 28 at Cleveland Browns, 9:00 p.m.
 Sunday, October 4 HOUSTON OILERS, 2:00 p.m.
 Monday, October 12 LOS ANGELES RAIDERS, 7:00 p.m.
 Sunday, October 18 at Kansas City Chiefs, 3:00 p.m.
 Sunday, October 25 at Minnesota Vikings, 12:00 p.m.
 Sunday, November 1 DETROIT LIONS, 2:00 p.m.
 Sunday, November 8 at Buffalo Bills, 1:00 p.m.
 Monday, November 16 CHICAGO BEARS, 7:00 p.m.
 Sunday, November 22 at Los Angeles Raiders, 1:00 p.m.
 Sunday, November 29 at San Diego Chargers, 1:00 p.m.
 Sunday, December 6 NEW ENGLAND PATRIOTS, 2:00 p.m.
 Sunday, December 13 at Seattle Seahawks, 5:00 p.m.
 Saturday, December 19 KANSAS CITY CHIEFS, 2:00 p.m.
 Sunday, December 27 SAN DIEGO CHARGERS, 2:00 p.m.

All Times Local at Game Site
 Home Games (Mile High Stadium) Capitalized

Preseason

Sunday, August 9 Los Angeles Rams, 6:00 p.m.
 (American Bowl '87, Wembley Stadium)
 Saturday, August 15 GREEN BAY PACKERS, 7:00 p.m.
 (game in Phoenix, AZ, Sun Devil Stadium)
 Monday, August 24 MIAMI DOLPHINS, 6:00 p.m.
 Saturday, August 29 at Los Angeles Rams, 7:00 p.m.
 Thursday, September 3 MINNESOTA VIKINGS, 6:00 p.m.

The Denver Broncos

Executive Offices

5700 Logan Street
 Denver, Colorado 80216
 Telephone: (303) 296-1982

Ticket Office

Denver Mile High Stadium
 1900 Eliot Street
 Denver, Colorado 80204
 Telephone: (303) 433-7466

Training Camp

Lawrenson Hall
 University of Northern Colorado
 Greeley, Colorado 80639

BRONCOS DIRECTORY

MANAGEMENT

President and Chief Executive Officer Pat Bowlen
 Board of Directors Pat Bowlen (Chairman)
 Bill Bowlen, John Bowlen, Bill Britton,
 Jeff Harman, Fred Hemmings, John Jagger

COACHING STAFF

Vice President/Head Coach Dan Reeves
 Special Assistant Marvin Bass
 Assistant Defensive Line Rubin Carter
 Assistant Head Coach/Defense Joe Collier
 Wide Receivers/Tight Ends Chan Gailey
 Offensive Line Alex Gibbs
 Defensive Line Stan Jones
 Strength/Conditioning Al Miller
 Linebackers Myrel Moore
 Running Backs Nick Nicolau
 Special Teams Mike Nolan
 Offensive Coordinator/Quarterbacks Mike Shanahan
 Defensive Backs Charlie West

ADMINISTRATIVE STAFF

General Manager John Beake
 Treasurer and Chief Financial Officer Robert M. Hurley
 Director of Administration Sandy Waters
 Director of Media Relations Jim Saccomano
 Ticket Manager Gail Stuckey
 Director of Player and Community
 Relations Charlie Lee
 Controller Alex Rohr
 Marketing Director Bill Harpole
 Data Processing Manager Warren Kulik

SCOUTING STAFF

Director of Player Personnel Reed Johnson
 Director of Pro Personnel Carroll Hardy
 Player Personnel Secretary Jenny Anne Cary
 College Scouts Ken Blair, Hugh Davidson, Scott DiStefano,
 Jerry Frei, Mike Hagen, Ronnie Hill, Lide Huggins,
 Bobby Marks, Bernie Reid

SUPPORT STAFF

Director of Video Operations Rusty Nail
 Assistant Director of Video Operations Mike Barker
 Equipment Manager Dan Bill
 Administrative Assistant to Head Coach Skip Allen
 Media Relations Assistant Barry Hawkins
 Groundskeeper Ross Kurcab
 Superintendent of Facilities Ronnie Bill
 Assistant to Strength Coach Mike Anderson

MEDICAL STAFF

Head Athletic Trainer Steve Antonopoulos
 Assistant Trainer Jim Gillen
 Team Physicians Dr. James P. McElhinney,
 Dr. Roger Greenberg

OFFICE STAFF

Executive Assistant to the President Yolanda Saltus
 Secretary to Vice President/Head Coach Azantha Andrie
 Secretary to General Manager Kristi Nichols
 Film Department/Assistant
 Coaches Secretary Pat Chappellear
 Assistant Ticket Manager Joan Baker
 Ticket Assistants Bertie Mark, Cathy Gibbons
 Accountant Beverly J. Havens
 Secretary to Director of Administration Pam Hynes
 Public Relations Secretary Pamela Moss
 Finance Secretary Sue Sedillos
 Accounting Processor Beth Herold
 Receptionists Karen Cleveland, Nancy Dunkley

PRESIDENT AND CHIEF EXECUTIVE OFFICER

PAT BOWLEN President and Chief Executive Officer

When the Denver Broncos took the field at the Rose Bowl for Super Bowl XXI it marked the zenith of Pat Bowlen's three-year ownership of the National Football League club.

However, it also symbolized the goal set for this franchise by its energetic and dynamic chief executive—simply stated, to be annually among the finest teams in professional football.

His three years of ownership have produced two American Football Conference Western Division titles, one conference crown, and consecutive regular season win totals of 13, 11, and 11. In fact, the past three season records represent three of the four finest campaigns in franchise history.

Pat Bowlen was introduced as the majority owner of the Denver Broncos on March 23, 1984, and that announcement triggered a new era in franchise history, one which has coupled success on the playing field with enthusiasm for an even brighter future.

He immediately put his own mark on the Broncos, establishing a solid administration and creating a positive atmosphere that was a major factor in the team's success both on and off the field.

The team responded with a 13-3 record and the American Football Conference Western Division championship in 1984, following that up with an 11-5 record that just barely kept the Broncos out of the playoffs in 1985.

Meanwhile, Bowlen has seen the Broncos' consecutive home game sellout streak stretch to 129 straight regular and postseason games through the end of the 1986 campaign, as Denver led the entire National Football League in actual in-stadium attendance over that three-year period. The Broncos have drawn 1,763,770 to Mile High Stadium from 1984-86, tops in the NFL.

Having established a solid foundation, Bowlen took a dramatic step toward the future during 1986 with the construction of 60 luxury Penthouse Suites atop the west side of Mile High Stadium.

Bowlen, 43, and the Bowlen family acquired 100% ownership of the Broncos in July of 1985. He is active in day to day operations of the football club.

Born in Prairie du Chien, Wis., he attended high school there and went on to the University of Oklahoma, where he earned degrees in both business (1965) and law (1968).

Bowlen has real estate and natural resource holdings in Alberta, as well as real estate holdings in Colorado, Arizona, and California.

He is President and Director of Batoni-Bowlen Enterprises Ltd. and Bowlen Holdings, Inc., which is a California firm. Bowlen also is Chairman of the Board and Director of Hambledon Estates Limited.

In addition, he is President and Director of Landsea Oil and Gas Ltd., College Plaza Development Ltd., Renaissance Development Ltd., and B.B.M. Properties Ltd. Bowlen serves as a director for several firms, including Regent Drilling Limited and Northern Development Company Limited of Edmonton.

An outstanding athlete in his own right, he has competed in the Ironman Triathlon—an event in which one must swim 2.4 miles, ride 112 miles on a bicycle, and run 26.2 miles, all consecutively—as well as in other triathlon races and several marathons.

Bowlen is a member of several clubs and societies, including the Young President's Organization, the Canadian and Edmonton Bar Associations, and the Law Society of Alberta.

In addition, to his Denver home, he also maintains residences in Honolulu, Hawaii and Edmonton, Alberta.



VICE PRESIDENT/HEAD COACH

DAN REEVES Vice President / Head Coach

Entering his seventh campaign at the helm of the Denver Broncos, Head Coach Dan Reeves does so on the heels of his most fulfilling season, one in which he directed his club to the American Football Conference championship and an appearance in Super Bowl XXI.

Already established as one of the leading coaches in the National Football League and the winningest mentor in Denver history, Reeves last year presided over a team that went 11-5 and won its second AFC Western Division title in the last three years, then advanced past New England and Cleveland to earn the first Super Bowl appearance of his regime.

He has taken Denver to a 56-33 record (a .629 percentage) in his six years with the team, and that record ranks in a tie (with Tom Landry of Dallas) for fifth best in the NFL during Reeves's time as head coach (1981-86). The Broncos have won 10 or more games in a season four times under Reeves, including three straight seasons. Denver has won 35 regular season games during the last three regular season campaigns, with that victory total exceeded only by Chicago's 38 wins from 1984-86. In addition, the club has posted a tremendous record at home under Reeves, including a 27-5 mark (an .844 percentage) in the last 32 games.

Last season marked the fifth winning season and third Denver playoff berth for Reeves, whose Broncos were the AFC West titlists in 1984 after having entered the playoffs as a wild card participant in 1983. In addition, the Broncos missed the playoffs by the narrowest of margins in 1985, losing out by virtue of the NFL's tiebreaking formula despite an 11-5 record that was tied for third best in the entire league. The Broncos that year became the first NFL club to win 11 games and miss the playoffs since the current postseason structure was adopted in 1970.

Reeves's Broncos last year set numerous team and individual records on their way to Pasadena, including most touchdowns scored (45, which tied the 1985 total), most games scoring 20 or more points (11), and most games scoring 30 or more points (six). His team had the unique distinction of possessing a high-powered passing game while setting a new franchise record for lowest interception avoidance percentage (.029).

In the last three years Reeves has led the Broncos to three of the four best records in franchise history. Denver has had winning streaks of four or more games five times under Reeves, including a club record 10 straight in 1984. His 13-3 mark in 1984 gave Denver its highest victory total ever and garnered numerous Coach of the Year honors for the club's highly respected coach (Kansas City 101 Club, Pro Football Weekly, Sports Illustrated, Football News, College and Pro Football Newsweekly).

He also finished second in the UPI AFC Coach of the Year balloting in 1983, a season in which he paced the Broncos to a 9-7 mark and a wild card playoff berth.

Reeves, who enters his seventh season at the Broncos' helm this year, was the youngest coach in the NFL when he assumed command of the club in 1981, guiding Denver to a 10-6 record and barely missing a playoff berth in that inaugural campaign.

Reeves had been a member of the Dallas coaching staff since 1970, when he undertook the difficult dual role of player-coach



for two seasons. He was a fulltime offensive backfield coach in 1972, but spent 1973 in private business before rejoining the staff again as backfield coach in 1974.

In 1977, he took on the job of offensive coordinator, in which his duties included coaching the quarterbacks and wide receivers.

A native of Americus, Ga. (1/19/44), Reeves began his pro career as a free agent running back for the Cowboys in 1965. He had been a quarterback as a college player at South Carolina and was inducted into South Carolina's Hall of Fame nine years ago.

An all-purpose offensive back during his eight seasons (1966-72) on the Dallas roster, Reeves finished his career as the Cowboy's fifth all-time leading rusher, despite a series of injuries that slowed him in the later stages of his career.

He rushed for 1,990 yards and 25 touchdowns, and caught 129 passes for 1,693 yards and 17 TDs.

Because of his collegiate quarterback background, Reeves was also a respected halfback option passer, completing 30 such attempts for a pair of TDs during his career. In addition, he returned some kickoffs and punts along the way, and played in the NFL championship games of 1966, 1967, and 1970. He now has played or coached in six Super Bowls.

Reeves and his wife Pam are the parents of three children, daughters Dana (9/21/65) and Laura (9/19/70), and son Lee (11/4/67).



GENERAL MANAGER

JOHN BEAKE General Manager

John Beake begins his ninth year with the Denver Broncos and his third season as the National Football League Club's General Manager. This will mark John's 19th season in professional football as either coach or administrator.

Having had an integral role in Denver's drive to the American Football Conference Championship and a berth in Super Bowl XXI last year, John subsequently finished second in The Sporting News 1986 Executive of the Year balloting.

As General Manager, he is responsible for all day-to-day operations of club administration and concentrates his efforts in the area of contract negotiations, an area in which he has considerable experience.

Beake has been the first NFL general manager to sign all his club's draft choices in each of the past two years, and he plays a vital role in player acquisitions via trades and free agent signings.

All of Denver's administrative department heads report directly to John Beake, who coordinates the activities of each department with the counsel of Dan Reeves and team owner Pat Bowlen. Together, the three embody the major decision-making element of the Denver Broncos.

John was Assistant General Manager in 1984 and was the Broncos' Director of Football Operations the previous year, so his position at the helm of the club's administration is the culmination of a steady rise within the organization.

He joined the Broncos in 1979 as the Director of Pro Personnel and became Director of Player Personnel in 1981, having concentrated on the coaching aspects of the game prior to coming to Denver.

As assistant coach for the Kansas City Chiefs from 1968 through 1974, John was the offensive backfield coach for the Chiefs when they defeated the Minnesota Vikings to win Super Bowl IV in New Orleans. He also coached the running backs at New Orleans in 1976-77.

On the college level, he coached at Penn State in 1961-1962 and was the offensive coordinator at Colorado State University in 1975. Upon receiving his master's degree from Penn State in 1962, John coached for six years at the high school level.

He has a bachelor's degree from Trenton State College in New Jersey, in addition to his master's degree from Penn State.

An avid skier, he is an annual participant in the Winter Park Pro-Am Race to benefit the handicapped skiers program in Colorado.

John and his wife, Marcia, have three children, Jerilyn, Chip, and Christopher, and the family makes its home in Fort Collins, Colorado.



ASSISTANT COACHES

MARVIN BASS Special Assistant

With over 40 years experience as a coach and administrator in college and pro football, Marvin Bass this year is in his fifth campaign in the position of special assistant. He served the Broncos in that capacity in 1982-83, and was the head offensive line coach in 1984.

Bass, 67, came to Denver from the Canadian Football League, where he had been defensive coordinator of the Calgary Stampeders from 1978-1981.

A native of Norfolk, Virginia who was an All-American at William and Mary in 1942, he elected to go into college coaching after graduation and joined the staff at his alma mater in 1944.

In addition to William and Mary, Bass coached on the college level at North Carolina, Georgia Tech, South Carolina, and the University of Richmond. While head coach at South Carolina Bass coached Dan Reeves, who was the starting quarterback for the Gamecocks.

On the pro level, he was on the Buffalo Bills staff from 1969-71 and spent two years with the Birmingham franchise in the World Football League, including one season as head coach (1975). After the WFL ceased operations Bass rejoined the Buffalo Bills, this time as Director of Pro Scouting from 1975-77, prior to moving to Calgary in 1978.

Marvin and his wife, Audrey, have one son, Randy, and two grandsons, Lee and Rhett.

RUBIN CARTER Assistant Defensive Line


Rubin Carter, 34, will be an assistant defensive line coach in his first year as a member of the Broncos' coaching staff in 1987, after closing out an outstanding 12-year playing career as one of the NFL's finest nose tackles.

Carter played more games at nose tackle (152) than any other NFL player in history and played in 166 games overall, tied for the fifth highest number in team history. He missed just two games from 1975 through 1985, a remarkable record at the nose tackle position.

He was known as a strong emotional leader for the Broncos and was Denver's 1986 nominee for the Ed Block Memorial Award of Courage. He recorded 1,036 total tackles, including 33 quarterback sacks, having joined the club as a fifth round draft choice in 1975.

A native of Fort Lauderdale, Fla., Carter was a Kodak and UPI All-American selection at the University of Miami (Florida), graduating with a degree in business administration.

Rubin and his wife Diana have a son, Rubin Andre, and a daughter, Diandra.



JOE COLLIER Assistant Head Coach/Defense

The senior member of the Denver Broncos' coaching staff, Joe Collier was promoted to the position of assistant head coach/defense prior to the 1982 campaign. Recognized as the mastermind of Denver's strong defensive unit, Collier begins his 19th season with the Broncos in 1987.

Collier, 55, is one of only four original AFL coaches still active in the NFL. He is the only active coach who has spent all 27 years with AFL or AFC teams.

Collier was on Lou Saban's staff at Western Illinois from 1957 through 1959, then moved with Saban to the Boston Patriots in 1960-61, and on to Buffalo in 1962.

He served as head coach of the Bills in 1966-67-68, then rejoined Saban's staff with the Broncos in 1969.

Collier was an All-Big Ten selection as an end during his college days at Northwestern, and played in the Senior Bowl and the East-West Shrine game. Drafted by the New York Giants, he chose instead to spend the next two years in the Army, after which he joined the coaching ranks at Western Illinois.

Joe and his wife, Shirley, have three children, Julie, Lisa and Joe.



CHAN GAILEY Tight Ends/Wide Receivers

Chan Gailey is in his third year as an assistant coach with Denver, and this season he will coach the team's tight ends and wide receivers. Last year he coached the Broncos' special teams and tight ends. Gailey, 35, came to Denver from Troy State in Troy, Ala., where he was head coach from 1983-84, winning the NCAA Division II national championship in 1984. He was a defensive assistant and special teams coach in his first season with the Broncos.

Gailey began his coaching career as the defensive backfield coach at Troy State in 1976-78, before moving on to the Air Force Academy as the Falcons' secondary coach in 1972. Gailey rose to the position of defensive coordinator with the Falcons in 1981, and returned to Troy State in 1983.

A native of Americus, Ga., Gailey earned 12 varsity letters at Americus High School before entering the University of Florida, where he earned his bachelor's degree in physical education in 1974. He earned three letters at Florida, two as a quarterback and one as a special teams player.

Gailey served as a graduate assistant at Florida in 1974 and 1975, with the Gators going to the Sugar Bowl in 1974 and the Gator Bowl the following year.

Chan and his wife Laurie have two sons, Tate and Andrew.



ALEX GIBBS

Offensive Line

Alex Gibbs is in his fourth year as offensive line coach for the Broncos, coming to the club from the University of Georgia, where he was offensive line coach in 1982-83.

Prior to moving to Georgia, he was the offensive coordinator at Auburn from 1979-81, also working as the offensive line coach and as quarterback coach during his tenure there.

Gibbs, 46, also is a former offensive coordinator and line coach at Ohio State (1975-78), and he has held coaching positions at West Virginia (1973-74), Kentucky (1971-72), and Duke (1969-70).

He began his career as the head coach at Mount Airy (N.C.) High School from 1966-68, where his teams won three conference championships and two state titles.

A graduate of Davidson College in 1963, Gibbs earned his master's degree from the University of North Carolina in 1964.

Alex is married (Woo) and has five children, daughter Sandy and sons Steve, David, Chuck and Mark.



STAN JONES

Defensive Line

One of the leading linemen in the National Football League in his playing days, Stan Jones is marking his 34th consecutive year in pro football in 1987.

This is the 17th season as defensive line coach of the Broncos for Jones, who is on his second tour of duty in the Mile High City.

Jones, 55, served on the Bronco staff under Lou Saban from 1967 to 1971, spent the next four years with Saban in Buffalo, then rejoined the Broncos in 1976.

Jones was an All-American tackle at Maryland in 1953 and was named the nation's Lineman of the Year. In 1977, he was named to the Atlantic Coast Conference's 25-year All-Star team. He has been honored by the Maryland Alumni Association as Man of the Year, and is a member of Pennsylvania's Sports Hall of Fame.

He played 12 years with the Chicago Bears and one with the Washington Redskins, gaining All-Pro honors as an offensive guard four times and appearing in seven Pro Bowls.

Stan and his wife, Darlis, have a daughter, Sherrie, and two sons, Kevin and Tony.



AL MILLER

Strength/Conditioning

Al Miller will be in his third season as the Broncos' strength and conditioning coach in 1987. He came to Denver from the University of Alabama, where he was the strength coach from 1982-84.

Prior to moving to Alabama Miller, 39, was the strength and conditioning coach at Northeast Louisiana in 1981 and Mississippi State in 1980. He spent 1979 in private business, after working as linebacker and strength coach at Northwestern



Louisiana in 1974-78. Miller coached on the high school and junior high school levels in 1970-73.

Miller, a native of El Dorado, Ark., received his bachelor's degree from Northeast Louisiana, graduating from the school in 1970. He earned a master's degree from Louisiana Tech in 1974.

Al and his wife Janis have a son, Carey Brian, and a daughter, Lisa.

MYREL MOORE

Linebackers

Myrel Moore will be in his 12th season on the Denver Broncos' coaching staff in 1987, and this campaign will mark his 10th as the club's linebacker coach. He coached the linebackers in 1983-86 after having rejoined the Broncos as an offensive line coach in 1982.

His previous stint in Denver came from 1972-77. Moore, 53, coached the offensive line and special teams in 1972, then took over as linebacker coach the following year.

He was a tight end and linebacker at the University of California-Davis from 1954-56 and played defensive back for the Washington Redskins in 1957-58 before beginning his coaching career.

Moore joined the staff at Santa Ana JC in 1959 and became head coach in 1962 before moving on to the University of California, where he coached from 1963-71 as the defensive coordinator.

He was on the Oakland Raiders' staff as their linebackers coach in 1978-80 before returning to the Broncos as a scout in 1981.

Myrel is married (Sondra) and has four children, daughters Michelle, Meagan, and Mayce, and a son Michael.



NICK NICOLAU

Running Backs

Nick Nicolau once again will coach Bronco running backs this year, having assumed that role in 1982 after joining the club as a special assistant the previous season.

A veteran of 29 years as a coach on every level—high school, small college, major college, and both the NFL and Canadian Football League—Nicolau came to Denver from the New Orleans Saints, where he coached in 1980.

Nicolau, 54, was Director of Player Personnel and running back coach at Montreal (CFL) in 1978-79, with the Alouettes winning the conference championship and playing in the Grey Cup both years.

Nicolau was a running back at Southern Connecticut State College and began his coaching career there in 1960 after coaching in high school for two years.

Nick graduated from Southern Connecticut after serving in the United States Marine Corps. He went on to earn a master's degree from Indiana University and a doctorate from Springfield College.

Nicolau and his wife Eleanor have four daughters, Tracy, Shari, Vickie, and Wendy, and two sons, Duane and Randy.



MIKE NOLAN

Special Teams

Mike Nolan is in his first campaign as the Denver Broncos' special teams coach, having come to the Mile High City from Louisiana State, where he coached the Bengal Tigers' linebackers in 1986.

Nolan went to LSU from Rice, where he had been an assistant coach for the 1984-85 seasons.

A four-year letterman at strong safety at the University of Oregon, Nolan graduated in 1981 and was a free agent defensive back candidate in the Broncos' camp that year. Nolan then became a graduate assistant at Oregon before moving to Stanford for two seasons, 1982-83, going to Rice the following year.

His father, Dick, was an assistant with the Dallas Cowboys and then head coach of the San Francisco 49ers and the New Orleans Saints before returning to the Cowboys as an assistant coach in 1982.

Mike and his wife Kathy have a son, Michael, and a daughter, Laura.



MIKE SHANAHAN

Offensive Coordinator/ Quarterbacks

Mike Shanahan is in his fourth season with Denver and his third as offensive coordinator, having come to the club from the University of Florida, where he was the offensive coordinator and assistant head coach in 1983.


Shanahan, 35, had been Florida's offensive coordinator since 1980, and in 1983 the Gators set an NCAA offensive record with 4,540 total yards, producing a 9-2-1 mark. Starting quarterback Wayne Peace set a national mark under Shanahan's tutelage, completing 70.7 percent of his passes.

A native of Oak Park, Ill., Shanahan graduated from Eastern Illinois in 1974 and earned a master's degree there in 1975.

He began his coaching career at Oklahoma in 1975-76, serving as an offensive backfield and receivers coach for the Sooners.

Shanahan was Northern Arizona's offensive backfield coach in 1977 and served as offensive coordinator at Eastern Illinois in 1978 and at Minnesota in 1979.

Mike and his wife, Peggy, have two children, son Kyle and daughter Krystal, and the family makes its home in Aurora.



CHARLIE WEST

Defensive Backs

Charlie West, who concluded his NFL playing career as a Bronco defensive back in 1978-79, is in his fifth year as the club's defensive backfield coach in 1987.

West, 40, came to Denver from the University of California, where he coached outside linebackers and coordinated special teams in 1982. He spent the previous season as the defensive backfield coach at Macalester College in St. Paul, Minn.



He had a 12-year NFL career that began with Minnesota from 1968-73 and continued with Detroit from 1974-77 before West was traded to the Broncos.

West graduated from the University of Texas-El Paso in 1968.

Charlie and his wife, Barbara, have two children, son Michael and daughter Sandra.

SCOUTING STAFF

REED JOHNSON

Director of Player Personnel

Reed Johnson, who enters his seventh season with the Denver Broncos in 1987, is the Director of Player Personnel for the NFL club and as such is in charge of Denver's entire scouting program.

He came to Denver as special teams coach in 1981 and served as Coordinator of Pro Scouting in 1982 before taking over as the Broncos' Coordinator of College Scouting from 1983-85.

Johnson spent eight years as a scout for the Dallas Cowboys before coming to Denver. Prior to his stint with Dallas, he was an assistant coach on the college level at New Mexico, Oklahoma State, and Tulsa.

A graduate of the University of Colorado, Johnson played in the Buffaloes' defensive backfield for four years and was a member of the school's Big Eight championship team in 1961.

He coached high school football in Texas for five seasons, including four at Highland Park High School in Dallas, where Johnson himself had played on a state championship team in 1957.

Reed has two daughters, Jill, 24, and Holly, 22. He and his wife Peggy reside in Denver, and are expecting their first child in July.



CARROLL HARDY

Director of Pro Personnel

Carroll Hardy, the Director of Pro Personnel for the Broncos, begins his 24th year with the club in 1987.

A 10-letter winner at the University of Colorado, Hardy is considered one of the greatest athletes ever to play in the state of Colorado.

He played pro football for the San Francisco 49ers and major league baseball with the Cleveland Indians, Boston Red Sox, Houston Astros, and Minnesota Twins, in 1960 earning a niche in sports history by becoming the only man ever to pinch hit for Ted Williams.

A native of South Dakota, Hardy is a member of the Sports Halls of Fame in both South Dakota and Colorado.

Carroll and his wife, Janice, have three children, Jay, Jill, and Lisa, and make their home in Boulder.



ADMINISTRATIVE STAFF



Robert M. Hurley
Treasurer and Chief
Financial Officer



Sandy Waters
Director of
Administration



Jim Saccomano
Director of Media
Relations



Gail Stuckey
Ticket Manager



Charlie Lee
Director of Player and
Community Relations



Alex Rohr
Controller



Bill Harpole
Marketing Director



Warren Kulik
Data Processing
Manager



Rusty Nail
Director of
Video Operations



Steve Antonopoulos
Head Athletic Trainer



Dan Bill
Equipment Manager



Ross Kurcab
Groundskeeper




Jim Gillen
Assistant Trainer



Mike Barker
Assistant Director
of Video Operations



Barry Hawkins
Media Relations
Assistant



Skip Allen
Administrative Assistant
to Head Coach



Ronnie Bill
Superintendent of
Facilities



Mike Anderson
Assistant to Strength
Coach



Frank Trujillo
Equipment Department
Assistant



Yolanda Saltus
Executive Assistant
to the President



Azantha Andrie
Secretary to Vice
President/Head Coach



Kristi Nichols
Secretary to
General Manager



Pat Chappellear
Video Department/
Assistant Coaches
Secretary



Joan Baker
Assistant Ticket
Manager



Bertie Mark
Ticket Assistant



Cathy Gibbons
Ticket Assistant



Beverly J. Havens
Accountant



Pamela Moss
Public Relations
Secretary



Pam Hynes
Secretary to
Director of
Administration



Sue Sedillos
Secretary



Beth Herold
Accounting Processor



Karen Cleveland
Receptionist



Nancy Dunkley
Receptionist

COLLEGE SCOUTS



Jenny Anne Cary
Player Personnel
Secretary



Ken Blair
East



Hugh Davidson
West



Scott DiStefano
Rocky Mountains-
Southwest



Jerry Frei
West



Mike Hagen
Southwest



Ronnie Hill
South-Midwest



Lide Huggins
South




Bobby Marks
South-Midwest



Bernie Reid
Midwest-East

THE 1987 SEASON



LB KARL MECKLENBURG, 1986 Pro Bowler.

1987 NFL SCHEDULE

SUNDAY, SEPTEMBER 13

(First Weekend-NBC-TV Doubleheader Weekend)

Atlanta at Tampa Bay, Cincinnati at Indianapolis, Cleveland at New Orleans, Dallas at St. Louis, Detroit at Minnesota, Los Angeles Raiders at Green Bay, Los Angeles Rams at Houston, Miami at New England, New York Jets at Buffalo, Philadelphia at Washington, San Diego at Kansas City, San Francisco at Pittsburgh, Seattle at Denver.

MONDAY, SEPTEMBER 14

New York Giants at Chicago.

SUNDAY, SEPTEMBER 20

(Second Weekend-CBS-TV Doubleheader Weekend)

Dallas at New York Giants, Denver vs. Green Bay at Milwaukee, Detroit at Los Angeles Raiders, Houston at Buffalo, Kansas City at Seattle, Miami at Indianapolis, Minnesota at Los Angeles Rams, New Orleans at Philadelphia, Pittsburgh at Cleveland, St. Louis at San Diego, San Francisco at Cincinnati, Tampa Bay at Chicago, Washington at Atlanta.

MONDAY, SEPTEMBER 21

New England at New York Jets.

SUNDAY, SEPTEMBER 27

(Third Weekend-NBC-TV Doubleheader Weekend)

Atlanta at New Orleans, Buffalo at Dallas, Chicago at Detroit, Cincinnati at Los Angeles Rams, Green Bay at Tampa Bay, Indianapolis at St. Louis, Los Angeles Raiders at Houston, Minnesota at Kansas City, New York Jets at Pittsburgh, New York Giants at Miami, New England at Washington, Philadelphia at San Francisco, Seattle at San Diego.

MONDAY, SEPTEMBER 28

Denver at Cleveland.

SUNDAY, OCTOBER 4

(Fourth Weekend-CBS-TV Doubleheader Weekend)

Chicago at Philadelphia, Cleveland at New England, Dallas at New York Jets, Green Bay at Minnesota, Houston at Denver, Indianapolis at Buffalo, Kansas City at Los Angeles Raiders, Los Angeles Rams at New Orleans, Miami at Seattle, Pittsburgh at Atlanta, St. Louis at Washington, San Diego at Cincinnati, Tampa Bay at Detroit.

MONDAY, OCTOBER 5

San Francisco at New York Giants.

SUNDAY, OCTOBER 11

(Fifth Weekend-CBS-TV Doubleheader Weekend)

Atlanta at San Francisco, Buffalo at New England, Cincinnati at Seattle, Detroit at Green Bay, Houston at Cleveland, Kansas City at Miami, Minnesota at Chicago, New Orleans at St. Louis, New York Jets at Indianapolis, Philadelphia at Dallas, Pittsburgh at Los Angeles Rams, San Diego at Tampa Bay, Washington at New York Giants.

MONDAY, OCTOBER 12

Los Angeles Raiders at Denver.

SUNDAY, OCTOBER 18*(Sixth Weekend-NBC-TV Doubleheader Weekend)*

Cleveland at Cincinnati, Denver at Kansas City, Indianapolis at Pittsburgh, Los Angeles Rams at Atlanta, Miami at New York Jets, New England at Houston, New Orleans at Chicago, New York Giants at Buffalo, Philadelphia at Green Bay, St. Louis at San Francisco, San Diego at Los Angeles Raiders, Seattle at Detroit, Tampa Bay at Minnesota.

MONDAY, OCTOBER 19

Washington at Dallas.

SUNDAY, OCTOBER 25*(Seventh Weekend-NBC-TV Doubleheader Weekend)*

Atlanta at Houston, Buffalo at Miami, Chicago at Tampa Bay, Cincinnati at Pittsburgh, Dallas at Philadelphia, Denver at Minnesota, Green Bay at Detroit, Kansas City at San Diego, New England at Indianapolis, New York Jets at Washington, St. Louis at New York Giants, San Francisco at New Orleans, Seattle at Los Angeles Raiders.

MONDAY, OCTOBER 26

Los Angeles Rams at Cleveland.

SUNDAY, NOVEMBER 1*(Eighth Weekend-CBS-TV Doubleheader Weekend)*

Cleveland at San Diego, Detroit at Denver, Houston at Cincinnati, Indianapolis at New York Jets, Kansas City at Chicago, Los Angeles Raiders at New England, Minnesota at Seattle, New Orleans at Atlanta, Philadelphia at St. Louis, Pittsburgh at Miami, San Francisco at Los Angeles Rams, Tampa Bay vs. Green Bay at Milwaukee, Washington at Buffalo.

MONDAY, NOVEMBER 2

New York Giants at Dallas.

SUNDAY, NOVEMBER 8*(Ninth Weekend-NBC-TV Doubleheader Weekend)*

Atlanta at Cleveland, Chicago at Green Bay, Dallas at Detroit, Denver at Buffalo, Houston at San Francisco, Los Angeles Raiders at Minnesota, Miami at Cincinnati, New Orleans at Los Angeles Rams, Pittsburgh at Kansas City, San Diego at Indianapolis, Tampa Bay at St. Louis, Washington at Philadelphia.

SUNDAY NIGHT

New England at New York Giants.

MONDAY, NOVEMBER 9

Seattle at New York Jets.

SUNDAY, NOVEMBER 15*(Tenth Weekend-CBS-TV Doubleheader Weekend)*

Buffalo at Cleveland, Cincinnati at Atlanta, Dallas at New England, Detroit at Washington, Green Bay at Seattle, Houston at Pittsburgh, Indianapolis at Miami, Los Angeles Rams at St. Louis, Minnesota at Tampa Bay, New Orleans at San Francisco, New York Giants at Philadelphia, New York Jets at Kansas City.

SUNDAY NIGHT

Los Angeles Raiders at San Diego.

MONDAY, NOVEMBER 16

Chicago at Denver.

SUNDAY, NOVEMBER 22*(Eleventh Weekend-NBC-TV Doubleheader Weekend)*

Atlanta at Minnesota, Buffalo at New York Jets, Cleveland at Houston, Detroit at Chicago, Denver at Los Angeles Raiders, Green Bay at Kansas City, Indianapolis at New England, New York Giants at New Orleans, Pittsburgh at Cincinnati, St. Louis at Philadelphia, San Diego at Seattle, San Francisco at Tampa Bay.

SUNDAY NIGHT

Miami at Dallas.

MONDAY, NOVEMBER 23

Los Angeles Rams at Washington.

THURSDAY, NOVEMBER 26*(Twelfth Weekend-CBS-TV Doubleheader Weekend)*
(Thanksgiving Day)

Kansas City at Detroit, Minnesota at Dallas.

SUNDAY, NOVEMBER 29

Cincinnati at New York Jets, Denver at San Diego, Green Bay at Chicago, Houston at Indianapolis, Miami at Buffalo, New Orleans at Pittsburgh, New York Giants at Washington, Philadelphia at New England, St. Louis at Atlanta, Tampa Bay at Los Angeles Rams.

SUNDAY NIGHT

Cleveland at San Francisco.

MONDAY, NOVEMBER 30

Los Angeles Raiders at Seattle.

SUNDAY, DECEMBER 6*(Thirteenth Weekend-NBC-TV Doubleheader Weekend)*

Atlanta at Dallas, Buffalo at Los Angeles Raiders, Indianapolis at Cleveland, Kansas City at Cincinnati, Los Angeles Rams at Detroit, New England at Denver, Philadelphia at New York Giants, San Diego at Houston, San Francisco at Green Bay, Seattle at Pittsburgh, Tampa Bay at New Orleans, Washington at St. Louis.

SUNDAY NIGHT

Chicago at Minnesota.

MONDAY, DECEMBER 7

New York Jets at Miami.

SUNDAY, DECEMBER 13*(Fourteenth Weekend-CBS-TV Doubleheader Weekend)*

Atlanta at Los Angeles Rams, Buffalo at Indianapolis, Cincinnati at Cleveland, Dallas at Washington, Detroit at Tampa Bay, Houston at New Orleans, Los Angeles Raiders at Kansas City, Miami at Philadelphia, Minnesota vs. Green Bay at Milwaukee, New York Giants at St. Louis, New York Jets at New England, Pittsburgh at San Diego.

SUNDAY NIGHT

Denver at Seattle.

MONDAY, DECEMBER 14

Chicago at San Francisco.

SATURDAY, DECEMBER 19*(Fifteenth Weekend-NBC-TV Doubleheader Weekend)*

Green Bay at New York Giants, Kansas City at Denver.

SUNDAY, DECEMBER 20

Cleveland at Los Angeles Raiders, Indianapolis at San Diego, Minnesota at Detroit, New England at Buffalo, New Orleans at Cincinnati, Philadelphia at New York Jets, Pittsburgh at Houston, St. Louis at Tampa Bay, San Francisco at Atlanta, Seattle at Chicago.

SUNDAY NIGHT

Washington at Miami.

MONDAY, DECEMBER 21

Dallas at Los Angeles Rams.

SATURDAY, DECEMBER 26

(Sixteenth Weekend-CBS-TV Doubleheader Weekend)

Cleveland at Pittsburgh, Washington at Minnesota.

SUNDAY, DECEMBER 27

Buffalo at Philadelphia, Chicago at Los Angeles Raiders, Cincinnati at Houston, Detroit at Atlanta, Green Bay at New Orleans, New York Jets at New York Giants, St. Louis at Dallas, San Diego at Denver, Seattle at Kansas City, Tampa Bay at Indianapolis.

SUNDAY NIGHT

Los Angeles Rams at San Francisco.

MONDAY, DECEMBER 28

New England at Miami.

POSTSEASON

Sunday, January 3 — AFC and NFC First Round Playoffs. **Saturday, January 9** — AFC and NFC Divisional Playoffs. **Sunday, January 10** — AFC and NFC Divisional Playoffs. **Sunday, January 17** — AFC and NFC Championship Games. **Sunday, January 31** — Super Bowl XXII at San Diego Jack Murphy Stadium in San Diego, California. **Sunday, February 7** — AFC-NFC Pro Bowl at Honolulu, Hawaii.

1987 NFL PRESEASON SCHEDULE

Saturday, August 8: Hall of Fame Game: Kansas City vs. San Francisco, Canton, Ohio (ABC). **Sunday, August 9:** Los Angeles Rams vs. Denver, London, England (NBC).

FIRST WEEK

Thursday, August 13: Kansas City at Houston, Seattle at Los Angeles Rams. **Friday, August 14:** Pittsburgh at Washington. **Saturday, August 15:** Buffalo at Atlanta, Cincinnati at Tampa Bay, Denver vs. Green Bay at Phoenix, Ariz., Dallas at San Diego, Indianapolis at Detroit, Minnesota at New Orleans, Philadelphia at New York Jets, San Francisco 49ers at Los Angeles Raiders, St. Louis at Cleveland. **Sunday, August 16:** Chicago at Miami (ESPN), New York Giants at New England (ABC).

SECOND WEEK

Saturday, August 22: Atlanta at Kansas City, Buffalo at Los Angeles Raiders, Cincinnati at Detroit, Cleveland at New York Giants, Dallas at San Francisco (CBS), Houston at New Orleans, Indianapolis at Minnesota, New York Jets at Tampa Bay, Philadelphia at New England, Pittsburgh at Chicago, Seattle at St. Louis, Washington vs. Green Bay at Madison, Wis. **Sunday, August 23:** Los Angeles Rams at San Diego (ESPN). **Monday, August 24:** Miami at Denver (ABC).


THIRD WEEK

Thursday, August 27: San Diego at San Francisco. **Friday, August 28:** Detroit at Seattle. **Saturday, August 29:** Buffalo at Kansas City, Cincinnati at Green Bay, Cleveland at Atlanta, Denver at Los Angeles Rams, Houston at Indianapolis, Miami at Philadelphia, New England at Minnesota (CBS), New York Jets at New York Giants (NBC), Pittsburgh at New Orleans, Washington at Tampa Bay. **Sunday, August 30:** Los Angeles Raiders at Dallas (ESPN). **Monday, August 31:** St. Louis at Chicago (ABC).

FOURTH WEEK

Thursday, September 3: Kansas City vs. St. Louis, Minnesota at Denver (ESPN), Detroit at Philadelphia. **Friday, September 4:** Buffalo at Miami, Chicago at Los Angeles Raiders, New England vs. Atlanta at Jacksonville, Fla., New Orleans at Cincinnati, New York Jets at San Diego, San Francisco at Seattle (NBC). **Saturday, September 5:** Cleveland vs. Green Bay at Milwaukee, Houston at Dallas, New York Giants at Pittsburgh (CBS), Tampa Bay at Indianapolis, Washington at Los Angeles Rams.

VETERAN PLAYER PROFILES



RB SAMMY WINDER, 1986 Pro Bowler.

No. 35 KENNETH SHAWN (Ken) BELL *Running Back*



Birthdate—November 16, 1964
Birthplace—Greenwich, Ct.
Residence—Greenwich, Ct.
How Acquired—FA, 1986
College—Boston College
High School—Greenwich HS, Greenwich, Ct.
Height—5-10
Weight—190
Pro Year—2nd
Year with Broncos—2nd

Ken Bell played well for Denver in 1986 as a reserve running back and on special teams. He led the Broncos during the regular season with a 23.1 yard average on 23 kickoff returns, a figure good enough for fourth in the AFC and sixth in the NFL. Bell posted a 42-yard return vs. Cincinnati (11/30) and had three of 35 yards, including one vs. New England in a divisional playoff game (1/4). For the season, Bell rushed nine times for 17 yards and caught two passes for 10 yards. He joined the Broncos as a rookie free agent last season.

COLLEGE: Bell earned honorable mention All-East honors as a senior at Boston College, rushing for 605 yards on 150 carries. His college career totals show 302 carries for 1,209 yards and seven TDs. Bell also caught 50 passes for 508 yards, and was the Golden Eagles' career kickoff return yardage leader with 883 yards on 41 returns. He has a degree in political science.

PERSONAL: Ken is single and resides in his hometown of Greenwich, Ct. At Greenwich HS, he earned two letters in football and one each in track and baseball.

Professional Record

RUSHING								RECEIVING			
Year	Club	Games	Starts	Att.	Yds.	Avg.	TD	No.	Yds.	Avg.	TD
1986—Denver	...	16	0	9	17	1.9	0	2	10	5.0	0
TOTALS		16	0	9	17	1.9	0	2	10	5.0	0

KICKOFF RETURNS			
Year	Club	No.	Yds. Avg. TD
1986—Denver	23	531 23.1 0
TOTALS		23	531 23.1 0

ADDITIONAL STATISTICS: Fumbled once, 1986.

NO. 54 KEITH BISHOP *Center/Guard*



Birthdate—March 10, 1957
Birthplace—La Jolla, Calif.
Residence—Englewood, Colo.
How Acquired—Draft #6, 1980
College—Baylor
High School—Lee HS, Midland, Tex.
Height—6-3
Weight—265
Pro Year—7th
Year with Broncos—7th

Keith Bishop in 1986 became the first Denver offensive lineman to be named to the NFL Pro Bowl, earning a starting berth in the annual all-star game. He was also named All-AFC (Football

News), second team All-AFC (UPI), and honorable mention All-NFL (AP). Bishop played in every game last season, missing two starts because of a knee injury that hampered him in the middle of the year. He has been a key member of a Denver line that has allowed no more than 38 sacks in each of the last three campaigns. Bishop had a fine season in 1985, starting all but two games (he missed the Miami and Houston contests). Bishop is recognized by Bronco coaches and trainers as a team leader and an unselfish player, and in 1984 he was named as Denver's winner of the Ed Block Memorial Award for Courage. He missed the entire 1981 season with a torn tendon on the bottom of his right foot and was hampered by tendonitis of the knee throughout the 1982 campaign. Bishop is known for his aggressive attitude and is a hard worker, which is reflected in the consistency of his play. In addition to his starting guard role, Bishop is also the Broncos' long snapper in all kicking situations and is considered by Denver coaches to be among the best in the NFL in that capacity.

COLLEGE: Keith began his career at the University of Nebraska. He played two years at Nebraska then transferred to Baylor, where he started every game at center in 1978 and was elected a tri-captain for 1979, but suffered a knee injury in the first game and missed the remainder of the season. He majored in physical education.

PERSONAL: Keith and his wife Mary have a son, John Lawson (11/12/86), and the family makes its home in the Denver suburb of Englewood. At Lee HS in Midland, Texas, he lettered twice each in football and baseball. In football he played guard and center on offense and tackle on defense. Bishop was a pitcher in baseball. Keith lists hunting, fishing, and archery as his hobbies.

Professional Record

GAMES PLAYED: 1980 (16), 1981 (Injured reserve), 1982 (9), 1983 (16), 1984 (16), 1985 (14), 1986 (16).

GAMES STARTED: 1980 (0), 1982 (0), 1983 (16), 1984 (14), 1985 (14), 1986 (14).

ADDITIONAL STATISTICS: Recovered one fumble, 1982; recovered one fumble, 1983; recovered one fumble, 1986.

NO. 64 WILLIAM KIRBY (Billy) BRYAN Center



Birthdate—June 21, 1955
Birthplace—Burlington, N.C.
Residence—Burlington, N.C.
How Acquired—Draft #4, 1977
College—Duke
High School—Williams HS, Burlington, N.C.
Height—6-2
Weight—255
Pro Year—11th
Year with Broncos—11th

Billy Bryan had another outstanding season as the catalyst of Denver's offensive line in 1986. He once again started every game and now has a streak of 78 consecutive games started, the longest active streak on the team. Aside from two games missed due to injuries in 1981, Bryan has started every game Denver has played from the 14th game of 1978 to the present, and his total of 133 games played in 11th in team history. In 1985 Bryan was named second-team All-NFL by the Newspaper Enterprise Association and was a Pro Bowl alternate. Bryan is considered by Denver coaches to be one of the best pass blocking centers in the NFL, in addition to being a good run blocker, and is a legitimate All-Pro candidate at his position. Praised by Bronco coaches for his on-field

leadership and decision-making ability, Bryan twice has been voted by his teammates as Denver's offensive most valuable player (1980 and 1982). After joining the Broncos as a fourth-round draft choice in 1977, he missed all but one game that season because of injury, but took over the starting job in 1978 and has held it ever since.

COLLEGE: Billy was a first team All-Atlantic Coast player at Duke, received several All-America honors, and earned four varsity letters, all at center. He capped his senior season by playing in the East-West Shrine game in San Francisco. Bryan graduated from Duke with a degree in economics.

PERSONAL: Billy is married (Susan), and they make their off-season home in Burlington, N.C. His father was a Little All-America at Elon College in North Carolina, and he has an uncle who was an outstanding player at Clemson. At Williams HS in Burlington, Bryan earned three football letters as a defensive tackle and two in track as a shot put and discus thrower. Billy lists sailing and target shooting as his hobbies.

Professional Record

GAMES PLAYED: 1977 (1), 1978 (13), 1979 (16), 1980 (16), 1981 (14), 1982 (9), 1983 (16), 1984 (16), 1985 (16), 1986 (16).

GAMES STARTED: 1978 (12), 1979 (16), 1981 (14), 1982 (9), 1983 (16), 1984 (16), 1985 (16), 1986 (16).

ADDITIONAL STATISTICS: Recovered two fumbles, 1979; fumbled twice for minus 20 yards, recovered one fumble, 1980; fumbled once, 1981; recovered one fumble, 1984; recovered one fumble, 1985.

No. 69 ANTHONY IVAR (Tony) COLORITO Nose Tackle



Birthdate—September 8, 1964
Birthplace—Brooklyn, N.Y.
Residence—Aurora, Colo.
How Acquired—Draft #5, 1986
College—Southern California
High School—Midtown HS, Brooklyn, N.Y.
Height—6-5
Weight—260
Pro Year—2nd
Year with Broncos—2nd

Tony Colorito is expected to challenge for the starting nose tackle position for Denver in 1987. He joined the Broncos as a fifth-round draft choice in 1986 and went on to play in 15 games, seeing more playing time as the season went on. Colorito finished his rookie campaign with 18 total tackles and two fumble recoveries, one of which set up a Bronco touchdown vs. Kansas City (11/16).

COLLEGE: Colorito was named second-team All-West Coast (UPI), second-team All-Pac 10 and honorable mention All-American (AP) as a senior at Southern California despite being slowed during the season by a severely sprained ankle. He closed out his college career by being named to the Senior Bowl and the East-West Shrine Game, but was unable to play in the latter due to injury. Colorito garnered first-team All-Pac 10 honors as a junior, and was also named first-team All-West Coast (UPI) and honorable mention All-America (AP and UPI) that season. An outstanding student, Colorito has a degree in biology from USC and was named to the 1985 Academic All-American second team and the District VIII All-Academic first team as both a senior and junior. He was on the 1984 Pac 10 All-Academic squad and was honorable mention in 1985.

PERSONAL: Tony is single and resides in the Denver suburb of Aurora. A native of Brooklyn, N.Y., he was a three-year All-Brooklyn

selection at Midtown HS, playing offensive tackle and linebacker as a senior and defensive tackle before that. He was a 1985 NCAA post-graduate scholarship recipient and likes to play classical music (piano and saxophone) and enjoys reading, particularly philosophy.

Professional Record

GAMES PLAYED: 1986 (15).

GAMES STARTED: 1986 (0).

ADDITIONAL STATISTICS: Recovered two fumbles, 1986.

NO. 59 DARREN COMEAUX *Linebacker*



Birthdate—April 15, 1960

Birthplace—San Diego, Calif.

Residence—San Diego, Calif.

How Acquired—FA 1982

College—Arizona State

High School—San Diego HS, San Diego, Calif.

Height—6-1

Weight—227

Pro Year—6th

Year with Broncos—6th

Darren Comeaux was voted Most Valuable Player on special teams by his teammates in 1986. He posted six tackles, five assists, a team-leading nine-and-a-half knock-down blocks, and two forced fumbles on the special teams unit. He saw limited action at linebacker last season, recording a sack vs. New England (9/28) in his only defensive play from scrimmage for the day. Comeaux was a valuable contributor on special teams in 1985 as well, and in 1984 he recorded his first pass interception, at Buffalo. In 1983 Comeaux had been one of Denver's last cuts and rejoined the team in the third week of the campaign, playing in the last 14 games of the season, primarily on special teams. He originally signed with the Broncos after the 1982 draft and spent most of that season on injured reserve, having suffered a stress fracture in his lower right leg during training camp. A versatile athlete, Comeaux can play all four linebacker positions in Denver's defensive formation.

COLLEGE: Darren was honorable mention All-Pac 10 and earned Arizona State's Glen Hawkins Sportsmanship Award as a senior linebacker for the Sun Devils. He lettered in Arizona State in 1980 and 1981 after transferring from San Diego Mesa JC.

PERSONAL: Darren is single and makes his off-season home in his native San Diego where he is pursuing a degree in business administration at San Diego State. He also spends part of the off-season working as a youth counselor for the Southeast Involvement Program in San Diego. He lettered twice each in football, basketball, and track at San Diego HS. Darren likes to play racquetball and basketball in his spare time.

Professional Record

GAMES PLAYED: 1982 (3), 1983 (14), 1984 (16), 1985 (11), 1986 (16).

GAMES STARTED: 1982 (0), 1983 (0), 1984 (0), 1985 (0), 1986 (0).

ADDITIONAL STATISTICS: Intercepted one pass for five yards and recovered one fumble, 1984; forced two fumbles and recovered one, 1986.

QUARTERBACK SACKS: 1986 (1). Total - 1.

NO. 63 MARK SAMUEL COOPER *Guard/Tackle*



Birthdate—February 14, 1960

Birthplace—Miami, Fla.

Residence—Aurora, Colo.

How Acquired—Draft #2, 1983

College—Miami (Fla.)

High School—Killian HS, Miami, Fla.

Height—6-5

Weight—270

Pro Year—5th

Year with Broncos—5th

Mark Cooper was hampered by injuries in 1986, spending six weeks on injured reserve with a foot injury (sprained arch) and missing two other games due to shoulder strain. He began the season as Denver's starting right guard but started just four games overall in the regular season. Cooper started in the AFC Championship Game at Cleveland (1/11) and in Super Bowl XXI (1/25) after Paul Howard suffered a knee injury. He saw considerable playing time at both guard and tackle in 1985, playing in 15 games and starting twice after missing the season opener at the Los Angeles Rams (9/8) with a sprained knee. Cooper recorded his first pass reception as a professional against Seattle in the season finale (12/20). He played in 15 games in 1984, missing the last game of the season with an ankle injury. As Denver's second round draft choice in 1983, Cooper played in 10 games and started four, missing six games with an ankle injury suffered in the season opener at Pittsburgh. Cooper can bench press 510 pounds.

COLLEGE: Mark was a second team All-South Independent choice as a senior at Miami (Fla.), where he was a four-year letterman who capped his college career with East-West Shrine Game and Senior Bowl appearances. Cooper made the conversion to the interior line for the final game of the 1982 season, after having caught 19 passes for 214 yards and four touchdowns during his 33-game career as a tight end. He has a degree in communications from Miami.

PERSONAL: Mark is single and makes his off-season home in Aurora, Colo. At Killian HS, in his native Miami, he was a prep All-American selection (Adidas, Scholastic Coach) who also earned all-city and all-state honors. His father played pro football at Green Bay, and he has a cousin who pitched in the Oakland Athletics organization. Mark enjoys hunting, fishing, scuba diving, and working on cars. An avid horseman, he personally constructed a barn on his Aurora property as a 1985 off-season project.

Professional Record

GAMES PLAYED: 1983 (10), 1984 (15), 1985 (15), 1986 (8).

GAMES STARTED: 1983 (2), 1984 (4), 1985 (2), 1986 (4).

ADDITIONAL STATISTICS: Caught one pass for 13 yards, 1985.

NO. 55 RICK STEVEN DENNISON**Linebacker**

Birthdate—June 22, 1958
Birthplace—Kalispel, Mont.
Residence—Louisville, Colo.
How Acquired—FA, 1982
College—Colorado State
High School—Rocky Mountain HS,
 Fort Collins, Colo
Height—6-3
Weight—220
Pro Year—6th
Year with Broncos—6th

Rick Dennison continued his fine play as a reserve linebacker and on special teams in 1986. He recorded his first interception as a pro against the Raiders in Los Angeles (11/2), halting the final Raider drive. Last year Dennison posted 30 total tackles, a sack, a forced fumble, and a pass defended, and he started twice during the campaign. He led Denver's special teams unit with 11 tackles and also had 8½ knock-down blocks. He started seven games in 1985 and also saw considerable playing time as a reserve linebacker over the latter portion of the campaign. He posted 25 tackles and was credited with a forced fumble that year. Dennison suffered a sprained ankle against Miami (9/29) and missed the next game, the first time in his professional career that he failed to appear in a game. He had an excellent season in 1984, recording 164 tackles and three sacks in his first season as a full-time starter at the left inside linebacker spot. Dennison has been cited by Denver coaches for his excellent qualities of intelligence and leadership, as well as for his ability to play all four linebacker positions. Dennison had a free agent tryout with the Buffalo Bills in 1980 and with Denver the following year, finally joining the Broncos after the Bills again cut him just prior to the start of 1982 regular season play.

COLLEGE: Rick was a second team Academic All-American at Colorado State University, where he played tight end for the Rams from 1976-79, graduating with a degree in civil engineering. He earned three letters at CSU.

PERSONAL: Rick and his wife Deborah have a son, Joseph Evans (4/15/87), and the family makes its home in Louisville, Colo. Rick is a native of Kalispel, Mont., and graduated from Rocky Mountain HS in Fort Collins, Colo., where he lettered twice each in football, basketball, and baseball. He received a master's degree in civil engineering in the spring of 1982, specializing in fluid mechanics. Rick likes fishing and music.

Professional Record

Year	Club	INTERCEPTIONS					
		Games	Starts	No.	Yds.	Avg.	TD
1982	—Denver	9	0	0	0	0.0	0
1983	—Denver	16	1	0	0	0.0	0
1984	—Denver	16	15	0	0	0.0	0
1985	—Denver	15	7	0	0	0.0	0
1986	—Denver	16	2	1	5	5.0	0
TOTALS.....		72	25	1	5	5.0	0

ADDITIONAL STATISTICS: Returned two kickoffs for 27 yards, 1984; forced one fumble, 1986.

QUARTERBACK SACKS: 1984 (3), 1986 (1). Total - 4.

No. 7 JOHN ALBERT ELWAY**Quarterback**

Birthdate—June 28, 1960
Birthplace—Port Angeles, Wash.
Residence—Aurora, Colo.
How Acquired—Trade with Baltimore,
 1983
College—Stanford
High School—Granada Hills HS,
 Los Angeles, Calif.
Height—6-3
Weight—212
Pro Year—5th
Year with Broncos—5th

John Elway had an outstanding season in 1986, leading the Broncos to the AFC championship and an appearance in Super Bowl XXI, earning his first Pro Bowl appearance and being named by his teammates as Denver's Most Valuable Offensive Player for the second straight campaign. He was honored with the Seattle Gold Helmet Award (Professional Football Player of the Year) and received the King of the Hill award from the Colorado Sports Hall of Fame, in addition to earning All-NFL honorable mention (AP) and All-AFC second team citation (UPI). Elway had his second straight 3,000-yard season, completing 280 of 504 passes for 3,485 yards, with 18 TDs and 13 interceptions. He also led all AFC quarterbacks in rushing for the third straight year, carrying 52 times for a career high 257 yards. In addition to his 18 TD passes, Elway also scored on an 11-yard run and a 23-yard pass reception (that TD reception came from Steve Sewell on opening day vs. the Los Angeles Raiders and is the longest TD catch by a fulltime quarterback in NFL history). He had two three-TD games and two two-TD games, passing for over 300 yards twice, giving him a Bronco career record total of seven. His best statistical game of the season came against the Giants (11/23) when he completed a career-high 29 of 47 passes for 336 yards, also leading the team in rushing that day with 51 yards, also a career high. Elway owns the Bronco career records for attempts (1,748), completions (944), and is just 258 yards shy of Craig Morton's total of 11,895 passing yards. Elway has either tied or broken 13 Denver career records and last year started all 16 games, marking the second straight campaign in which he has started every game (he has missed just two starts in the past three years). His career rushing average of 4.8 per carry is the highest in franchise history, and his career interception avoidance percentage of .037 is the second lowest in team annals. Elway led the Broncos past New England in the first 1986 playoff game (13 for 32, 257 yards and one TD pass, in addition to a 22-yard TD run), then the following week directed one of the greatest drives in NFL post-season history in pacing Denver to a 23-20 overtime win over the Cleveland Browns for the AFC title. He completed 22 of 38 for 244 yards and one TD at Cleveland, the scoring pass being a five-yard strike that capped a 15-play, 98-yard drive that tied the contest at the end of regulation play. Then in overtime he took the Broncos on a nine-play, 60-yard drive that resulted in the winning field goal. In Super Bowl XXI Elway completed 22 of 37 passes for 304 yards and one TD, also scoring once on a 10-yard run. Coming into the 1987 season he has a 40-20 (.667) overall record as a starting NFL quarterback, but can claim a 36-14 (.720) record, including playoffs, since he became the permanent starter at the beginning of the 1984 campaign. In the last three years Elway has led his club to more regular season wins (34, tied with Miami's Dan Marino) than any NFL signalcaller other than his Dolphin counterpart. In those three seasons Elway has directed the Broncos to three of the four best seasons in franchise history, including two divisional titles, an

AFC championship, and regular season win totals of 13, 11, and 11. Elway took some spectacular steps forward in 1985, as the Stanford graduate rewrote the Denver record book and was named by his teammates as the Broncos' most valuable offensive player. Elway set Bronco single season records for attempts (605, which led the NFL and fell just four passes short of the all-time record of 609 held by Dan Fouts), completions (327, second in the NFL), passing yards (3,891, second in the NFL), total rushing and passing plays (656, which led the NFL), and total offense (4,144, which led the NFL). In addition, Elway rushed for 253 yards, which led all AFC quarterbacks for the second straight season. He had a franchise high of three 300-yard games while throwing for over 250 yards seven times. Elway had a four-TD game, three three-TD games, and two two-TD games, finishing the season with a streak of seven consecutive games in which he threw at least one TD pass. His 22 scoring passes marked the team's second best single season figure ever, Bronco coaches feel that Elway gained confidence and continued to develop his strong leadership qualities in 1985. In 1985 he set personal single-game highs in attempts (50 vs. San Diego, 11/17), yards (432 at Seattle, 12/20), and interceptions (five vs. Kansas City, 12/14). He led the Broncos to a 12-2 record in his 14 1984 regular season starts, finishing eighth among AFC passers (214 completions in 380 attempts for 2,598 yards and 18 touchdowns). Not only was Elway's passing a factor in his leadership of the offense, but he finished third on the team in rushing with 237 yards. Elway tied the franchise record with five scoring passes in a single game (vs. Minnesota on 11/18/84) and posted his only 300-yard game of the campaign against the Patriots (315 on 11/4/84). In the team's final regular season game at Seattle, he gained 43 yards on nine carries in pacing Denver to the division title. Elway was not able to start two games due to injury and sat out one altogether (10/28 at Los Angeles Raiders). He has worked very hard in the Bronco weight room to build up his upper body, and is considered to be both heavier and stronger than he was during his first two seasons. Elway started 10 games overall in 1983, including the first five before being replaced by Steve DeBerg and five more after DeBerg was injured at Seattle (11/6). Elway did not have impressive stats as a rookie, finishing 17th among AFC passers, but he carried a tremendous emotional burden all season, having come into the NFL as the most publicized college prospect since Joe Namath in 1965. John struggled for much of the season before putting outstanding performances back to back in December against Cleveland and Baltimore, both Denver wins and the latter of which clinched a playoff spot for the Broncos. He completed 16 of 24 for 284 yards and two touchdowns against the Browns and the following week brought Denver back from a 19-0 deficit with three fourth quarter scoring passes, leading the Broncos to a 21-19 win. He completed 23 of 44 for 345 yards in that game, all single game highs for his rookie year. Elway was the first player selected in the 1983 NFL draft and joined the Broncos by trade on 5/2/83. An exceptional pure passer, his talents were honed by the pro-style offense employed by Stanford.

COLLEGE: John concluded his college career with five major NCAA Division 1-A records and nine major Pac-10 marks. Elway completed 62.1 percent of his career passes (774 of 1,243, both NCAA highs) for 9,349 yards and 77 touchdowns, while setting an NCAA record for the lowest percentage of passes intercepted in a career (3.13 percent). He passed for over 200 yards in 30 of 42 games. As a senior, John was a consensus All-American and finished second in Heisman Trophy balloting while setting virtually every Pac-10 and Stanford career record for total offense and passing. In 1982 he passed for over 2,500 yards for an NCAA record third straight season capping his career as the East-West Shrine Offensive Player of the Game. He threw for two or more TDs in all but three games as a senior. As a junior Elway received All-America recogni-

tion and was named All-West Coast first team by UPI. John was the first sophomore ever named Pac-10 Player-of-the-Year and also the first sophomore ever named a first team All-American (The Sporting News). He compiled amazing 1980 statistics, completing 65.4 percent of his attempts for 2,889 yards and 27 TDs. In limited action as a freshman he completed 50 of 96 attempts for 544 yards, setting a school record for freshmen by hurling six TD passes. A two-sport star, John played baseball for the New York Yankees' Oneonta (N.Y.) single-A farm club in 1982, hitting for a .318 average and knocking in a team-high 24 runs batted in. He was the Yankees' first selection in the 1981 summer draft. He hit .349 with nine homers and 50 RBI in 49 games in his final college baseball season as a sophomore. Elway has a degree in economics from Stanford.

PERSONAL: John and his wife Janet have two daughters, Jessica Gwen (10/17/85), and Jordan Marie (6/1/87). The family makes its home in Aurora, Colo. He is a member of the Mayor's Council on Physical Fitness and is Chairman of the National Kidney Foundation for the Rocky Mountain Region. A native of Port Angeles, Wash., Elway was the most highly recruited prep athlete in the nation in 1979 and was listed on Parade, Scholastic Coach, Football News, and National Coaches Association All-America teams. He had an unparalleled football-baseball career at Granada Hills HS. John was 129 of 200 for 1,837 yards and 19 TDs as a senior, while leading the baseball team to the Los Angeles City championship with a .491 batting average and a 4-2 pitching record. He completed 60 percent of his high school passes for 5,711 yards and 49 TDs. The Kansas City Royals selected him in the 1979 summer draft, although he already had signed a national letter of intent with Stanford. John's father, Jack, now is the head coach at Stanford. Jack coached his son in the East-West Shrine contest in which John earned Offensive MVP laurels.

Professional Record

Year	Club	Games	Starts	Att.	PASSING			Yds.	TD	Int.
					Comp.	Pct.				
1983	—Denver	11	10	259	123	47.5		1,663	7	14
1984	—Denver	15	14	380	214	56.3		2,598	18	15
1985	—Denver	16	16	605	327	54.0		3,891	22	23
1986	—Denver	16	16	504	280	55.6		3,485	19	13
TOTALS		58	56	1,748	944	54.0		11,637	66	65

RUSHING

Year	Club	Att.	Yds.	Avg.	TD
1983	—Denver	28	146	5.2	1
1984	—Denver	56	237	4.2	1
1985	—Denver	51	253	5.0	0
1986	—Denver	52	257	4.9	1
TOTALS		187	893	4.8	3

ADDITIONAL STATISTICS: Fumbled six times and recovered three fumbles for minus one yard, 1983; fumbled 14 times and recovered seven fumbles, 1984; fumbled seven times and recovered three fumbles, 1985; fumbled seven times and recovered one fumble for minus four yards, caught one pass for 23 yards and a touchdown, 1986.

JOHN ELWAY GAME-BY-GAME

OPPONENT	ATT	COMP	YDS	PCT	TD	INT	SACKED/ YDS LOST	
1983								
at Pittsburgh	(S) 8	1	14	.125	0	1	4/26	Inj. elbow
at Baltimore	(S) 21	9	106	.429	0	0	3/19	Inj. elbow/ shoulder
vs Philadelphia	(S) 33	18	193	.545	1	2	3/17	Concussion
vs LA Raiders	(S) 11	6	71	.545	0	1	2/20	
at Chicago	(S) 10	4	36	.400	0	1	3/25	
at Houston								
vs Cincinnati								
vs San Diego								
vs Kansas City								
at Seattle	15	8	134	.553	1	0	2/17	DeBerg injured
at LA Raiders	(S) 31	11	190	.355	0	1	2/21	
vs Seattle								
at San Diego	(S) 28	14	147	.500	0	3	4/35	
vs Cleveland	(S) 24	16	284	.667	2	1	0/0	
at Baltimore	(S) 44	23	345	.523	3	0	5/38	
at Kansas City	(S) 34	13	143	.382	0	4	0/0	
at Seattle	15	10	123	.667	0	1	0/0	AFC Wild Card
1984								
vs Cincinnati	(S) 13	8	127	.615	1	1	1/4	Inj. shoulder
at Chicago	3	2	11	.667	0	1	0/0	Limited Play
at Cleveland	(S) 35	15	170	.429	2	1	1/6	
vs Kansas City	(S) 29	17	172	.586	0	2	4/15	
vs LA Raiders	(S) 26	14	139	.538	0	1	2/18	
at Detroit	(S) 22	16	210	.727	1	1	3/31	
vs Green Bay	(S) 20	11	101	.550	0	1	0/0	
at Buffalo	(S) 23	12	148	.552	2	0	1/1	
at LA Raiders								
vs New England	(S) 40	26	315	.650	3	1	3/24	
at San Diego	(S) 35	19	188	.543	0	0	3/11	
vs Minnesota	(S) 19	16	218	.842	5	0	0/0	
vs Seattle	(S) 27	15	275	.556	2	1	2/17	
at Kansas City	(S) 36	16	183	.444	1	1	3/19	
vs San Diego	(S) 31	18	193	.581	0	1	1/12	
at Seattle	(S) 21	9	148	.429	1	4	0/0	
vs Pittsburgh	(S) 37	19	184	.513	2	2	4/37	AFC Divisional Playoff
1985								
at LA Rams	(S) 38	18	229	.474	2	1	2/15	
vs New Orleans	(S) 43	28	353	.651	4	1	3/26	
at Atlanta	(S) 38	19	291	.500	3	2	2/11	
vs Miami	(S) 37	18	250	.486	0	1	3/24	
vs Houston	(S) 35	17	256	.486	3	3	2/15	
at Indianapolis	(S) 36	17	239	.472	0	1	2/16	
vs Seattle	(S) 43	22	166	.512	0	0	4/23	
at Kansas City	(S) 20	13	116	.650	0	0	2/5	
at San Diego	(S) 35	20	222	.571	0	2	4/45	
vs San Francisco	(S) 42	20	215	.476	2	1	0/0	
vs San Diego	(S) 50	28	261	.560	1	2	3/21	
at LA Raiders	(S) 32	19	164	.594	3	0	4/26	
at Pittsburgh	(S) 41	24	238	.585	1	1	0/0	
at LA Raiders	(S) 36	18	158	.500	1	3	3/38	
vs Kansas City	(S) 37	22	301	.595	1	5	0/0	
at Seattle	(S) 42	24	432	.571	1	0	5/47	
1986								
vs LA Raiders	(S) 35	21	239	.600	2	0	2/18	
at Pittsburgh	(S) 38	21	243	.553	3	0	1/8	
at Philadelphia	(S) 12	7	96	.583	1	0	3/25	
vs New England	(S) 34	18	188	.529	1	1	1/5	
vs Dallas	(S) 24	12	200	.500	3	0	1/2	
at San Diego	(S) 34	20	242	.588	1	1	0/0	
at NY Jets	(S) 28	13	145	.464	0	1	5/27	Concussion
vs Seattle	(S) 32	18	321	.563	1	1	0/0	
at LA Raiders	(S) 12	11	141	.916	1	0	2/9	
vs San Diego	(S) 31	13	196	.419	0	3	2/12	
vs Kansas City	(S) 29	15	196	.517	0	0	4/34	
at NY Giants	(S) 47	29	336	.617	0	2	2/11	
vs Cincinnati	(S) 34	22	228	.647	3	0	1/9	
at Kansas City	(S) 42	23	246	.548	1	4	5/43	
vs Washington	(S) 35	20	262	.571	1	0	3/23	
at Seattle	(S) 37	20	186	.541	1	0	1/7	
vs New England	(S) 32	13	257	.406	1	2	1/4	AFC Divisional Playoff
vs Cleveland	(S) 38	22	244	.579	1	1	2/19	AFC Champion- ship Game
vs NY Giants	(S) 37	22	304	.595	1	1	3/26	Super Bowl XXI
Yearly Totals								
1983 (10 Starts)		259	123	1,663	.475	7	14	
1984 (14 Starts)		380	214	2,598	.563	18	15	
1985 (16 Starts)		605	327	3,891	.540	22	23	
1986 (16 Starts)		504	280	3,485	.556	19	13	
CAREER TOTALS (56 Starts)		1,748	944	11,637	.540	65	64	
POST SEASON (4 Starts)		159	86	1,112	.541	5	7	

No. 73 SIMON RAYNARD FLETCHER

Linebacker/Defensive End



Birthdate—February 18, 1962
Birthplace—Bay City, Tex.
Residence—Bay City, Tex.
How Acquired—Draft #2b, 1985
College—Houston
High School—Bay City HS,
 Bay City, Tex.
Height—6-6
Weight—240
Pro Year—3rd
Year with Broncos—3rd

Simon Fletcher will be moved to the strong outside linebacker position in 1987, as Bronco coaches want to take advantage of his size and ability to drop off into pass coverage. Coaches feel that while the coming season will be a learning campaign at the new position for Fletcher, eventually he will compete for a starting linebacker spot. Very quick and agile for a man his size, Fletcher will continue to see action as a defensive lineman in pass rush situations. Last year played in every game for the second straight year, starting twice (at Philadelphia on 9/21 and as an outside linebacker vs. Washington on 12/13) and finishing the campaign with 43 tackles, two passes defended, and two fumble recoveries. Fletcher blocked a key field goal attempt in a Bronco win over the Raiders (11/2) and deflected an extra point in Denver's one-point win over the Redskins (12/13). He saw action in both AFC playoff games and in Super Bowl XXI, contributing seven tackles and two assists during postseason play. Fletcher played in all 16 games in 1985 and increased his playing time as the season went on, making his first pro start at Pittsburgh (12/1). Denver's second pick in the second round of last year's draft, Fletcher finished the season with 17 total tackles and one quarterback sack, that coming in the season finale at Seattle (12/20), a game in which he also had his pro high of five tackles overall. Very quick and agile for a player of his size, Fletcher is the Broncos' fastest defensive lineman.

COLLEGE: Simon was a three-year starter at the University of Houston, where he posted 209 total tackles, including 30 tackles for losses and 14 quarterback sacks. Fletcher also defended 10 passes during a career in which he started 33 of the 37 games in which he played for the Cougars. As a senior he had 11 tackles for losses and eight sacks despite playing the last six games with a pinched nerve in his shoulder. He started at both right tackle (1982 and 1984) and right end (1983) during his college career, which he closed out with a Cotton Bowl appearance against Boston College.

PERSONAL: Simon has a daughter, Ashley Nichole (1/12/84), and they make their off-season home in his native Bay City, Tex. He earned letters in both football and track at Bay City HS, and has an older brother who played football at Texas A & I.

Professional Record

GAMES PLAYED: 1985 (16), 1986 (16).

GAMES STARTED: 1985 (1), 1986 (2).

ADDITIONAL STATISTICS: Recovered two fumbles and blocked a field goal, 1986.

QUARTERBACK SACKS: 1985 (1), 1986 (5½). Total - 6½.

No. 43 STEPHEN JAMES (Steve) FOLEY *Safety*



Birthdate—Nov. 11, 1953
Birthplace—New Orleans, La.
Residence—New Orleans, La.
How Acquired—Draft #8, 1975
College—Tulane
High School—Jesuit HS, New Orleans La.
Height—6-2
Weight—190
Pro Year—12th
Year with Broncos—12th

Steve Foley became the Broncos' all-time interception leader in 1986 as his two thefts gave him a career total of 44, a figure that ranks third among all active NFL players. He had his first interception of the season at Pittsburgh (9/15) and two weeks later vs. New England (9/28) he picked off a halfback pass from Craig James to halt a Patriot drive that had reached Denver's 11-yard line. He was in on 92 tackles last year, tops among all Bronco defensive backs. Foley is eighth in team history in games played (150) and seventh in games started (135), and is one of only three Broncos, along with Louis Wright and Tom Jackson, to have started all 10 postseason games in club history, including Super Bowls XII and XXI. Foley had three interceptions in 1985, and spent four weeks on injured reserve after suffering a shoulder sprain. Foley posted 48 total tackles and defended seven passes in 1985. He was one of only eight Broncos to start all 16 games in 1984, intercepting six passes to tie Mike Harden for the team lead. Foley also scored his first pro touchdowns in 1984 on a 40-yard interception return at Seattle (12/15) and a 22-yard fumble return on the first play from scrimmage against Green Bay (10/15) in a Monday night blizzard. He ranked second on the team and first among defensive backs in tackles with 167 and he broke up 10 passes. Foley intercepted five passes in 1983 while leading the defensive backs in tackles with 124 despite missing two games with an ankle injury. He returned to the starting lineup at free safety that year after having missed virtually all of 1982 due to a broken right forearm suffered in a goal line collision with San Diego wide receiver Wes Chandler on opening day. Foley was Denver's interception leader for four straight years (1978-81) and in 1981 picked off five passes in his first full year as a free safety. His shift to free safety for the eighth game of the 1980 campaign marked the second position change of his career — he was a college quarterback at Tulane. Drafted by the Broncos in 1975, he opted instead for the WFL as a quarterback, eventually was shifted to the defensive backfield at Jacksonville and subsequently came to Denver as an experienced defender. Foley did not miss a game from 1978-81 and was named to UPI's All-AFC team after the 1978 season.

COLLEGE: Steve lettered three times as a quarterback at Tulane and led the Green Wave to the 1973 Blue Bonnet Bowl. He holds Tulane's individual career total offense record and graduated with a degree in business.

PERSONAL: Steve and his wife Cindy have two children, son David (5/24/82) and daughter Natalie (1/1/84) and make their off-season home in his native New Orleans. He comes from a large family, with 12 brothers and sisters. At Jesuit HS in New Orleans, Foley was a two-year letterman at quarterback and earned two track letters as a long jumper, high jumper, and javelin thrower. Steve lists hunting, fishing, tennis and "most outdoor sports" as hobbies.

Professional Record

Year	Club	INTERCEPTIONS						PUNT RETURNS			
		Games	Starts	No.	Yds.	Avg.	TD	No.	Yds.	Avg.	TD
1976	Denver	14	6	4	95	23.8	0	5	42	8.4	0
1977	Denver	13	13	3	22	7.3	0	None			
1978	Denver	16	16	6	84	14.0	0	None			
1979	Denver	16	15	6	14	2.3	0	None			
1980	Denver	16	16	4	115	28.8	0	None			
1981	Denver	16	13	5	81	16.2	0	None			
1982	Denver	1	1	0	0	0.0	0	None			
1983	Denver	14	13	5	28	5.6	0	None			
1984	Denver	16	16	6	97	16.2	1	None			
1985	Denver	12	11	3	47	15.7	0	None			
1986	Denver	16	15	2	39	19.5	0	None			
TOTALS		150	135	44	622	14.1	1	5	42	8.4	0

ADDITIONAL STATISTICS: Fumbled once, 1976, rushed once for 14 yards, 1978; fumbled once, 1979; recovered one fumble, 1981; recovered one fumble and fumbled once, 1983; recovered one fumble for 22 yards and a touchdown, 1984.

No. 62 MICHAEL JOSEPH (Mike) FREEMAN *Guard/Center*



Birthdate—October 13, 1961
Birthplace—Mt. Holly, N.J.
Residence—Aurora, Colo.
How Acquired—FA, 1984
College—Arizona
High School—Fountain Valley HS, Fountain Valley, Calif.
Height—6-3
Weight—256
Pro Year—3rd
Year with Broncos—3rd

Mike Freeman spent most of the 1986 campaign on injured reserve with a knee injury, but was activated in week 12 and played in three regular season and all three postseason games. He spent the entire 1985 campaign on injured reserve due to a knee injury suffered during training camp. He played in nine games as a rookie in a reserve role at guard and also saw limited action at center. Freeman made the team as a free agent in 1984, impressing coaches with his pass blocking skills and his learning abilities.

COLLEGE: Mike was a second-team All-PAC 10 player in his senior year at Arizona, and was given his school's "Tough Boot" award for being the outstanding interior lineman on the squad.

PERSONAL: Mike and his wife Jill have a son, Marcus James (3/30/86), and reside in the Denver suburb of Aurora. He worked toward his accounting degree at Metropolitan State College during the off-season. Born in Mt. Holly, N.J., he earned three letters for football at Fountain Valley (Calif.) HS, where he also wrestled as a freshman. Mike enjoys playing basketball in his spare time.

Professional Record

GAMES PLAYED: 1984 (9), 1985 (Injured reserve), 1986 (3).
GAMES STARTED: 1984 (0), 1985 (0), 1986 (0).

No. 90 FREDDIE GENE GILBERT

Defensive End



Birthdate—April 8, 1962
Birthplace—Griffin, Ga.
Residence—Teaneck, N.J.
How Acquired—Supplemental Draft #1, 1984
College—Georgia
High School—Griffin HS, Griffin, Ga.
Height—6-4
Weight—275
Pro Year—2nd
Year with Broncos—2nd

Freddie Gilbert joined the Broncos' active roster in week two last year and played in every game thereafter, posting four sacks and 17 total tackles. Originally Denver's first pick in the 1984 NFL supplemental draft, Gilbert played two seasons with the USFL New Jersey franchise before coming to the Broncos. He was exempt from Denver's roster for the final preseason game and the regular season opener. Gilbert had his best game of 1986 against the New York Giants (11/23), posting six total tackles, including five first hits, and a sack for 11 yards.

COLLEGE: Gilbert had a brilliant career at the University of Georgia, earning AP and UPI All-SEC honors as both a junior and senior. He was named UPI All-America as a senior and also garnered second-team All-America honors that year by AP and the Football News.

PERSONAL: Freddie and his wife Majell have two daughters, Zalima (11/6/75) and Tanishia (6/5/85), and a son, Phillip (7/6/83), and the family makes its home in Teaneck, N.J. Freddie graduated from Griffin (Ga.) HS in his hometown, where he was named all-state in football as a junior and senior. In his final high school campaign he was selected as Georgia's top defensive end, and also was named All-South and Adidas All-American by Scholastic Coach Magazine.

Professional Record

GAMES PLAYED: 1986 (15).

GAMES STARTED: 1986 (0).

QUARTERBACK SACKS: 1986 (4). Total - 4.

No. 85 JOSEPH GLENN (Joey) HACKETT

Tight end



Birthdate—September 29, 1958
Birthplace—Greensboro, N.C.
Residence—Greensboro, N.C.
How Acquired—FA, 1986
College—Elon College
High School—Southern Guilford HS, Greensboro, N.C.
Height—6-5
Weight—267
Pro Year—2nd
Year with Broncos—2nd

Joey Hackett played well for Denver in 1986 as a reserve tight end and on special teams. He played in every game of the regular season and postseason, and started the last three regular season games as well as the divisional playoff game vs. New England (1/4) and the AFC Championship Game at Cleveland (1/11). Hackett

recorded three catches for 48 yards in the regular season and also posted five tackles and four knockdown blocks on special teams. He came to the Broncos as a free agent in 1986 after spending two seasons with the USFL's San Antonio franchise, where he caught 63 passes for 946 yards and eight touchdowns. He had previous tryouts with the Dallas Cowboys, Washington Redskins, and New Jersey of the USFL.

COLLEGE: Hackett played for the Fightin' Christians of Elon (N.C.) College from 1977-80. He also played baseball for three years during his college career. Hackett has a degree in physical education.

PERSONAL: Joey is single and resides in his hometown of Greensboro, N.C. At Southern Guilford HS in Greensboro, he was all-state in football, basketball, and baseball. Joey's brother Dino is a linebacker with the Kansas City Chiefs.

Professional Record

RECEIVING

Year	Club	Games	Starts	No.	Yds.	Avg.	TD
1986	Denver	16	3	3	48	16.0	0
TOTALS		16	3	3	48	16.0	0

ADDITIONAL STATISTICS: Recovered one fumble, 1986.

No. 31 MICHAEL (Mike) HARDEN

Cornerback



Birthdate—February 16, 1959
Birthplace—Memphis, Tenn.
Residence—Aurora, Colo.
How Acquired—Draft #5a, 1980
College—Michigan
High School—Central HS, Detroit, Mich.
Height—6-1
Weight—192
Pro Year—8th
Year with Broncos—8th

Mike Harden had an excellent season in 1986 and was named by teammates as Denver's Most Valuable Defensive Player for his efforts. He led the team with six interceptions last season, having tied for the team lead in the 1984 and 1985 campaigns. He returned the pickoffs for a team-record 179 yards and two touchdowns, becoming the first Bronco ever to score four times on interception returns. Harden also scored on a 41-yard punt return at San Diego (10/12) and finished the regular season with 75 total tackles, nine passes defended, and a forced fumble. He has started the last 50 games, the third longest active streak on the team, and he is one of only three players to have started every game since 1984. For his career Harden has intercepted 25 passes, fifth most in team history, and his interception return average of 20.9 is a club record. Harden started every game in 1985, the only member of the Broncos' defensive backfield to do so, including two at strong safety (weeks two and three) for the injured Dennis Smith. Harden led the team in tackles with 82 and in passes defended with 18, tying for the team lead in interceptions for the second consecutive season with five. He returned those five thefts for a team-high 100 yards, including one for a 42-yard game-clinching touchdown at Pittsburgh (12/1). In 1984 he tied for the team lead in interceptions with a career-high six and also led the team in passes defended with 18, scoring the first touchdown of his career on a 45-yard interception return against Kansas City (9/23). In 1983 Harden moved from safety to cornerback and finished the year leading the AFC in inter-

ception return yards with 127, and his average of 31.8 was the highest in the NFL among players with four or more interceptions. Harden began the 1982 season as Denver's nickel back and became the club's starting free safety in the second week of the season, starting four games before a knee sprain sustained in practice forced him to miss the campaign's final four games. Harden played in five games and was in on 51 tackles in addition to making two interceptions and recovering a fumble. He played in every game of his first two pro seasons, primarily as a valuable special teams performer, making his first three starts late in the 1981 campaign. Harden was second on the club in kickoff returns with 11 in 1981.

COLLEGE: Mike was All-Big Ten in 1978 and 1979, closing out his college career with an appearance in the Japan Bowl. A four-year letterman at Michigan, Harden led Wolverine defensive backs in tackles with 50 as a senior and posted seven career interceptions. He also returned punts in college, handling 24 for a 7.4 average, and graduated from Michigan with a degree in political science.

PERSONAL: Mike and his wife Donna have a daughter, Tá ler Niccole (5/12/85), and the family makes its home in the Denver suburb of Aurora. He is very active in various community youth programs and is in the investment business as an entrepreneur during the off-season, maintaining his long-term goal of eventually finishing law school. He has worked with the Detroit police department as a youth counselor. Harden has taken law courses at the University of Michigan, and at the University of Denver in pursuit of a law degree. He once worked in the sports department of Detroit television WXYZ-TV, and Mike's interests include travel, sports cars, fashion modeling and horticulture.

Professional Record

Year	Club	INTERCEPTIONS						KICKOFF RETURNS			
		Games	Starts	No.	Yds.	Avg.	TD	No.	Yds.	Avg.	TD
1980—Denver.....		16	0	0	0	0	0	12	214	17.8	0
1981—Denver.....		16	3	2	34	17.0	0	11	178	16.2	0
1982—Denver.....		5	4	2	3	1.5	0	0	0	0.0	0
1983—Denver.....		15	15	4	127	31.8	0	0	0	0.0	0
1984—Denver.....		16	16	6	79	13.2	1	0	0	0.0	0
1985—Denver.....		16	16	5	100	20.0	1	0	0	0.0	0
1986—Denver.....		16	16	6	179	29.8	2	1	41	41.0	1
TOTALS.....		100	70	25	522	20.9	4	24	433	18.0	1

ADDITIONAL STATISTICS: Returned two punts for 36 yards, fumbled once, 1980; recovered one fumble, 1981; recovered one fumble for 13 yards, 1982; recovered three fumbles, 1983; recovered two fumbles, 1984; recovered two fumbles, 1985; returned one punt for 41 yards and a touchdown, 1986.

No. 36 MARK HAYNES Cornerback



Birthdate—November 6, 1958
Birthplace—Kansas City, Kan.
Residence—Upper Saddle River, N.J.
How Acquired—Trade with New York Giants, 1986
College—Colorado
High School—Harmon HS, Kansas City, Kan.
Height—5-11
Weight—195
Pro Year—8th
Year with Broncos—2nd

Mark Haynes saw limited action with the Broncos in 1986 after spending the first five weeks of the campaign on injured reserve, the result of a strained thigh muscle suffered when he returned a blocked field goal attempt in the second preseason game, at Minnesota on August 16. He played in the final 11 games as a reserve to Mike Harden at right cornerback, finishing with 26 total tackles and a forced fumble. He saw postseason action in the playoff game vs. New England and in Super Bowl XXI, but did not play in the AFC championship game at Cleveland. Haynes was acquired from the New York Giants on 1986 draft day, in exchange for Denver's second round draft choices in 1986 and 1987, and for a sixth round choice which the Broncos earlier had obtained from Tampa Bay. In joining the Broncos Haynes returned to an area in which he has many close ties, having been a star performer at the University of Colorado. One of the NFL's most proficient cornerbacks from 1980-1984, Haynes had perhaps his best season in 1984, earning All-NFL accolades for the fourth straight year and being voted into the Pro Bowl for a third straight season. He had his best production ever in the area of interceptions, registering a career high of seven for 90 yards returned, the second best total in the NFC. Additionally, he had 39 tackles and two fumble recoveries during that campaign and was noted for his leadership in the Giants' young secondary. Haynes went down with a knee injury in the next to last game of the season and missed the playoffs and Pro Bowl due to that injury. The injury did not require surgery and he returned healthy for 1985, although he sat out the first part of last year before ultimately returning to play in five 1985 games for the Giants, starting one. He also did not play in one game, thus totaling six games for which he was on New York's active roster. He sustained a groin injury and subsequently spent the last portion of the 1985 campaign on New York's injured reserve list. The Giants' number one draft choice in 1980 (and the eighth player selected in the entire NFL draft), Haynes became an almost instant star in his second pro season, winning All-NFL first team honors (Pro Football Weekly, NEA, Sports Illustrated), and followed that up in 1982 with a second straight All-NFL season, in addition to being named as a starter in the Pro Bowl for the first time. In 1983 he recorded three interceptions and started in the Pro Bowl for the second straight campaign. Haynes scored his only NFL touchdown in the Giants' 1981 playoff victory over Philadelphia when he recovered a fumble in the end zone. Through his first five pro seasons Haynes missed just three games.

COLLEGE: Mark was a unanimous All-American choice at the University of Colorado in his senior season, and was an All-Big Eight selection twice. He won four varsity letters as both a cornerback and safety, concluding his career with 256 tackles, eight fumble recoveries, five interceptions, and three blocked kicks. He had a 97-yard interception return for a touchdown vs. Army in 1977 and had 18 tackles in one game vs. Iowa State that same season.

Haynes was a co-captain in his senior year and was selected to play in both the Hula Bowl and Senior Bowl games.
PERSONAL: Mark and his wife Victoria have two daughters, Iman (4/28/83) and Jasmine (11/4/85), and they make their home in Upper Saddle River, N.J. Mark has a degree in communications from the University of Colorado and does promotional work during the off-season. He was born in Kansas City, Kan., and was a legendary scholastic star at Harmon HS there, where he earned seven letters in football, basketball, and track and set a school record as a running back with 1,380 yards rushing and 19 touchdowns in one season.

Professional Record

Year	Club	INTERCEPTIONS					TD
		Games	Starts	No.	Yds.	Avg.	
1980	New York Giants	15	11	1	6	6.0	0
1981	New York Giants	16	16	1	9	9.0	0
1982	New York Giants	9	9	1	0	0.0	0
1983	New York Giants	15	15	3	18	6.0	0
1984	New York Giants	15	15	7	90	12.9	0
1985	New York Giants	5	1	0	0	0.0	0
1986	Denver	11	0	0	0	0.0	0
TOTALS		86	67	13	123	9.5	0

ADDITIONAL STATISTICS: Returned two kickoffs for 40 yards, 1980; recovered one fumble, 1981; recovered two fumbles for four yards, 1983; recovered two fumbles for 12 yards, 1984.

No. 2 MICHAEL WILLIAM (Mike) HORAN *Punter*



Birthdate—February 1, 1959
Birthplace—Orange, Calif.
Residence—Fullerton, Calif.
How Acquired—FA, 1986
College—Long Beach State
High School—Sunny Hills HS, Fullerton, Calif.
Height—5-11
Weight—190
Pro Year—4th
Year with Broncos—2nd

Mike Horan proved to be an excellent late season acquisition for the Broncos, joining the club as a free agent in the 13th week of the campaign (11/25) and averaging 41.1 yards per punt over the last four games of the season, including eight kicks inside the opposition 20 yard line. His best regular season game was vs. Washington (12/13), when he punted for a 44.1 average. Horan had an excellent postseason, punting 13 times for a 43.9 average, including four punts inside the 20 and just one touchback in the three games. His best game of the campaign came in the Broncos' 22-17 playoff win over New England (1/4/87), when Horan punted five times for a 49.0 average, including three punts inside the 20. His Denver career-long kick of 54 yards also came vs. the Patriots. He punted for the Philadelphia Eagles in 1984-85, showing two-year totals of 183 punts for a 41.8-yard average, with 42 punts inside the 20. He was named first-team All-NFC and first-team All-Rookie (Pro Football Weekly) in 1984. Originally a ninth-round draft choice of the Atlanta Falcons in 1982, Horan had tryouts with Green Bay and Buffalo in 1983 before joining the Eagles. He was on the Minnesota Vikings roster for one game in the 1986 season but did not play.

COLLEGE: Mike Horan was a two-year letterman at Long Beach State after transferring from Fullerton State. He was named first-

team All-Pacific Coast Athletic Conference and honorable mention All-America as a senior. Horan was ranked sixth in the nation in punting that season with a school record 44.7 average.

PERSONAL: Mike and his wife Kim have a daughter, Meghan (9/8/85), and the family makes its off-season home in Fullerton, Calif. He has a degree in mechanical engineering and has worked in the off-season for Hughes Aircraft Corporation, helping design unmanned radar equipment. He has future plans to earn his master's degree in systems engineering and work in program management. A native of Orange, Calif., Horan attended Sunny Hills HS in Fullerton, Calif., lettering in both football and baseball.

Professional Record

Year	Club	PUNTING						
		Games	No.	Yds.	Avg.	TB	In20	LG
1984	Philadelphia	16	92	3880	42.2	6	21	69
1985	Philadelphia	16	91	3777	41.5	10	21	75
1986	Denver	4	21	864	41.1	2	8	54
TOTALS		36	204	8521	41.8	18	50	75

ADDITIONAL STATISTICS: Fumbled once and recovered one fumble, 1986.

NO. 60 PAUL EUGENE HOWARD *Guard*



Birthdate—September 12, 1950
Birthplace—San Jose, Calif.
Residence—Redding, Calif.
How Acquired—Draft #3a, 1973
College—Brigham Young
High School—Central Valley HS, Central Valley, Calif.
Height—6-3
Weight—260
Pro Year—14th
Year with Broncos—14th

Paul Howard in 1987 will be attempting to come back from a serious knee injury suffered vs. New England in a divisional playoff game (1/4). He tore cartilage and ligaments in his left knee and following surgery faced nine months to a year of rehabilitation. Howard began the 1986 season as a reserve but went on to start 13 games. He did not play in the contest vs. Washington (12/13) because of a hamstring injury suffered the week before at Kansas City (12/7). Howard, the oldest player on the Denver roster (born 9/12/50), is second in team history in games played (187) and sixth in games started (146). He has been a fixture in a Bronco line that has not allowed more than 38 sacks in each of the last three seasons (35 in 1984, and 38 in 1985 and 1986). Chosen by Denver in the third round of the 1973 draft, Howard earned a starting job halfway through the 1974 season and has been a mainstay at right guard ever since, with the exception of the 1976 campaign, which he missed with a back injury.

COLLEGE: Paul earned three varsity letters during an outstanding career at BYU. He was first team All-WAC, played in the Senior Bowl and the East-West Shrine Game, and was selected for the Coaches' All-America and College All-Star games after his senior season. Howard played defensive end for two years in college before switching to the offensive line. A dedicated weight lifter, he set Brigham Young records for the bench press, squat, and dead lift.

PERSONAL: Paul and his wife Kathy have two daughters, Nicole (10/8/73) and Melissa (1/13/77). He works as a Vice Presi-

dent at Hydro-Petro Technology, Inc. during the off-season. At Central Valley HS in northern California he was all-league in basketball, football, and track, and still owns the school shot put record.

Professional Record

GAMES PLAYED: 1973 (14), 1974 (14), 1975 (14), 1976 (Injured reserve), 1977 (14), 1978 (13), 1979 (16), 1980 (14), 1981 (16), 1982 (9), 1983 (16), 1984 (16), 1985 (16), 1986 (15).

GAMES STARTED: 1973 (0), 1974 (5), 1975 (14), 1977 (13), 1978 (13), 1979 (16), 1980 (14), 1981 (15), 1982 (0), 1983 (14), 1984 (14), 1985 (15), 1986 (14).

ADDITIONAL STATISTICS: Recovered one fumble, 1975 and 1977.

No. 98 RICKY HUNLEY

Linebacker



Birthdate—November 11, 1961

Birthplace—Petersburg, Va.

Residence—Denver, Colo.

How Acquired—Trade with Cincinnati, 1984

College—Arizona

High School—Petersburg, HS, Petersburg, Va.

Height—6-2

Weight—250

Pro Year—4th

Year with Broncos—4th

Ricky Hunley had a fine season in 1986, his first campaign as Denver's starting right inside linebacker. He led the team in the regular season with 99 first hits, 65 assists, and 164 total tackles, and he posted the Broncos' three highest single-game tackle totals, tallying 18 at the New York Jets (10/20), 16 at the New York Giants (11/23), and 14 vs. Washington (12/13). Hunley had his first interception as pro (vs. Kansas City, 11/16), and also forced two fumbles, defended two passes, recovered one fumble, and had one-half sack. He had a big postseason as well, finishing the three games with 17 first hits and 26 total tackles. He returned an interception 14 yards in the AFC Championship Game at Cleveland (1/11) and recorded 11 first hits in Super Bowl XXI. In addition to his work at linebacker in 1986, Hunley remained one of Denver's more prominent special teams players, posting nine tackles, six-and-a-half knock-down blocks, and two kickoff returns for 11 yards. He played primarily on special teams in 1985 and was that unit's statistical leader. As a reserve linebacker he registered 19 tackles and two passes defended. Hunley made his first professional starts against Houston (10/6) and the Los Angeles Raiders (11/24). He came to the Broncos by way of trade from Cincinnati in the middle of the 1984 campaign and played in the final eight games of the season, as well as in the playoff game against Pittsburgh, seeing most of his action on special teams. Hunley was the seventh player taken in the 1984 player draft, but opted not to sign at that time.

COLLEGE: Ricky was a two-time consensus All-American (1982 and 1983) at Arizona, where he was the Wildcats' all-time tackle leader (566 in four years) and the most decorated player in school history. A heavy hitter who both stuffed the middle and played pass defense as well, he led the PAC-10 in interceptions in 1983 with seven and established a reputation for durability, starting the last 33 games of his career in addition to five as a freshman, missing just one college contest due to injury. As a senior he capped his Arizona career by leading the defense in five departments and intercepting passes in three consecutive games, as well as in five

of the first seven. Hunley had three 21-tackle games in his career and in his last two seasons posted fewer than 10 tackles in just two games. He registered his career-high of 22 tackles (11 solo) vs. Washington as a senior, and scored two touchdowns in his final campaign, one vs. Oregon State and the other against California. In addition to his consensus All-American honors, Hunley was selected by Arizona coaches as the team's MVP and defensive MVP. As a sophomore he tied the school record with four forced fumbles while leading the squad in total tackles and solo tackles for the first of three straight seasons, earning All-PAC-10 conference honors all three seasons as well.

PERSONAL: Ricky is single and makes his home in Denver, Colo., although he still spends considerable time in Tucson, Ariz., where he works as an Administrative Assistant with Frontier Investment Co. in the off-season. A native of Petersburg, Va., Ricky earned three prep letters each in football and baseball at Petersburg HS, and was drafted by the Pittsburgh Pirates in the 26th round of the 1980 baseball draft. He has three sisters and seven brothers, one of whom (Lamonte) was the other starter next to Ricky at inside linebacker for the Arizona Wildcats in 1982 and 1983, and now plays for the Indianapolis Colts.

Professional Record

INTERCEPTIONS

Year	Club	Games	Starts	No.	Yds.	Avg.	TD
1984	—Denver	8	0	0	0	0.0	0
1985	—Denver	16	2	0	0	0.0	0
1986	—Denver	16	15	1	22	22.0	0
TOTALS		40	17	1	22	22.0	0

ADDITIONAL STATISTICS: Recovered one fumble and returned two kickoffs for 11 yards, 1986.

QUARTERBACK SACKS: 1986 (1/2). Total - 1/2.

No. 80 MARK ANTHONY JACKSON

Wide Receiver



Birthdate—July 23, 1963

Birthplace—Chicago, Ill.

Residence—Thornton, Colo.

How Acquired—Draft #6b, 1986

College—Purdue

High School—Terre Haute South HS, Terre Haute, Ind.

Height—5-9

Weight—174

Pro Year—2nd

Year with Broncos—2nd

Mark Jackson had a superb season in 1986, breaking Vance Johnson's records for reception yardage by a Bronco rookie with a team-high 738 yards on 38 receptions. He scored one touchdown in the regular season, vs. Cincinnati (11/30), and his average of 19.4 yards per catch led all AFC rookies with 30 or more receptions. That average ranked fifth among all 57 AFC receivers who had 30 or more catches. Jackson was on the receiving end of the Broncos' five longest pass plays last year, with one of 53 yards, two for 51 yards, and one each of 50 and 47 yards. He posted four games with four catches each and set his high yardage mark of the season vs. Seattle (10/26) with 84 yards. He was one of only two Broncos to record a catch in all 16 regular season games and led all Denver receivers in the last eight contests with 21 receptions for 418 yards. Jackson gained 76 yards on five catches in the postseason, includ-

ing three for 51 yards in Super Bowl XXI (1/25). Jackson had two key receptions in Denver's 98-yard drive vs. Cleveland in the AFC Championship Game (1/11). He snared a 20-yard pass as the Broncos faced a third-and-18 with just under two minutes left, and caught a five-yard touchdown pass from John Elway to bring Denver within an extra point with 37 seconds left in regulation.

COLLEGE: Jackson was named honorable mention All Big Ten (AP and UPI) as a senior at Purdue, catching 47 Jim Everett aeriels for 732 yards and five touchdowns that season. He closed out his college career with 51 catches for 810 yards and six scores and with an appearance in the Peach Bowl.

PERSONAL: Mark is single and resides in the Denver suburb of Thornton. Born in Chicago, Ill., he graduated from Terre Haute South HS in Terre Haute, Ind. where he lettered three times in football, twice in track, and once in tennis. A public relations major at Purdue, Jackson's hobbies include tennis, photography, and "any challenging games."

Professional Record

Year	Club	RECEIVING						PUNT RETURNS			
		Games	Starts	No.	Yds.	Avg.	TD	No.	Yds.	Avg.	TD
1986—Denver...		16	1	38	738	19.4	1	2	7	3.5	0
TOTALS.....		16	1	38	738	19.4	1	2	7	3.5	0

ADDITIONAL STATISTICS: Recovered one fumble, rushed two times for six yards, and returned one kickoff for 16 yards, 1986.

No. 82 VANCE EDWARD JOHNSON

Wide Receiver



Birthdate—March 13, 1963
Birthplace—Trenton, N.J.
Residence—Tucson, Ariz.
How Acquired—Draft #2a, 1985
College—Arizona
High School—Cholla HS, Tucson, Ariz.
Height—5-11
Weight—185
Pro Year—3rd
Year with Broncos—3rd

Vance Johnson turned in a tremendous performance in the 1986 postseason, completing his comeback from an early season knee injury. After a dazzling exhibition in the final preseason game vs. the Los Angeles Rams, in which he caught 11 passes for 195 yards and a score, he injured a knee in the season opener, had arthroscopic surgery, and spent four weeks on injured reserve. He finished the regular season with 31 receptions for 363 yards and two touchdowns, rushed five times for 15 yards, and returned three punts and two kickoffs. Johnson led the team in the 1986 post-season with 12 catches for 235 yards and two TDs. In the divisional playoff game vs. New England (1/4) he caught four passes for 89 yards and scored on a 48-yard pass from John Elway. After a three-catch performance in the AFC Championship Game at Cleveland (1/11) he led all receivers in Super Bowl XXI with five receptions for 121 yards, including a 47-yard TD pass from Elway. He had a fine season in 1985 as he made the conversion from running back to wide receiver and set new Bronco rookie records for receptions (51) and reception yardage (721 yards). He led the team in punt and kickoff returns as well, and his 1,757 all-purpose yards were tops among all NFL rookies. His receiving totals placed second on the

team, although Johnson did not become a fulltime starter until week 10. He registered Denver's high-yardage mark that year with 116 yards on six catches vs. Kansas City (12/14), and he recorded three of the top six yardage marks for the team, including 96 yards at Atlanta (9/22) and 92 yards vs. San Francisco (11/11). Johnson scored three touchdowns, with the longest being a 63-yard catch and run against the Falcons. Denver's first pick in the second round of last year's draft, Johnson ran a 4.36 40-yard dash in rookie camp, a Bronco record.

COLLEGE: Vance was the University of Arizona's key player at tailback in his four years with the Wildcats, finishing fourth in school history in all-purpose yards (3,442), fifth in scoring (168 pts.), and sixth in receptions (78). He closed out his college career with appearances in the Senior Bowl and the East-West Shrine game, where he caught seven passes and threw a touchdown pass. As a junior, Vance led the PAC-10 in touchdowns with 13, 10 of them rushing. He was a 1982 All-PAC 10 selection and led the team that season in rushing (433 yards) and kickoff returns (27.2 avg.). Vance set several Arizona freshman records and was named to Blue Chip Magazine's second-team All-American freshman squad. A great track athlete as well, Vance won the 1982 NCAA long jump championship with a 26'-11½" effort, and in addition captured the 1984 PAC-10 long jump title, finishing second in the NCAA that year. He was an alternate in the long jump on the 1984 Olympic team, missing the team by one inch. He was chosen to compete with the American Olympic team in the spring of 1985 in Monaco, France, but decided to pass up the opportunity because of his football career. He majored in commercial art.

PERSONAL: Vance is single and resides in Tucson, Ariz. An accomplished artist, Vance had seven showings of his work at Denver's Gallery One during the offseason. He specializes in acrylic fine arts, with particular interest in women's faces and sports vignettes. A native of Trenton, N.J., Vance was raised in Tucson and lettered twice in football and four times in track at Cholla HS. He scored 22 touchdowns as a senior and had a 9.1 yard rushing average while gaining 1,382 yards. He set school records in the long jump, high jump, 100 and 220-yard dashes, and was Arizona's long jump champion in 1980. He was an all-state football selection in 1980.

Professional Record

Year	Club	RECEIVING						RUSHING			
		Games	Starts	No.	Yds.	Avg.	TD	Att.	Yds.	Avg.	TD
1985—Denver...		16	7	51	721	14.1	3	10	36	3.6	0
1986—Denver...		12	7	31	363	11.7	2	5	15	3.0	0
TOTALS.....		28	14	82	1084	13.4	5	15	51	3.4	0

Year	Club	PUNT RETURNS				KICKOFF RETURNS			
		No.	Yds.	Avg.	TD	No.	Yds.	Avg.	TD
1985—Denver.....		30	260	8.7	0	30	740	24.7	0
1986—Denver.....		3	36	12.0	0	2	21	10.5	0
TOTALS.....		33	296	9.0	0	32	761	23.8	0

ADDITIONAL STATISTICS: Fumbled five times, recovered two fumbles, 1985; fumbled once and passed once, incomplete, 1986.

No. 75 RULON KENT JONES

Defensive End



Birthdate—March 25, 1958
Birthplace—Salt Lake City, Utah
Residence—Brighton, Colo.
How Acquired—Draft #2, 1980
College—Utah State
High School—Weber HS,
Ogden, Utah
Height—6-6
Weight—260
Pro Year—8th
Year with Broncos—8th

Rulon Jones was named the UPI AFC Defensive Player of the Year in 1986, while making his second consecutive trip to the NFL Pro Bowl. He was further honored as All-NFL (AP, Pro Football Writers of America, The Sporting News, Sports Illustrated, Pro Football Weekly) and All-AFC (UPI, Football News, Pro Football Weekly, NEA second team) for a campaign in which he set a new Bronco record with 13½ sacks, breaking the mark of 13 set by Karl Mecklenburg in 1985. Jones and Mecklenburg have combined for 23 sacks in each of the last two seasons, the two highest single season sack totals by a duo in Denver team history. Jones had three of his four games with two or more sacks in October and was named, for the second straight season, the AFC defensive player of that month. He sacked Dallas quarterback Steve Pelluer for a safety (10/5) to give him a career total of three, one off of the league record held by Ted Hendricks and Doug English. Jones finished the regular season with 96 total tackles, five passes defended, a forced fumble, and fumble recovery, and he continued his fine play into the postseason. Against New England in a divisional playoff game (1/4) Jones sacked Tony Eason twice, including a game-clinching sack for a safety late in the contest, and he had Denver's only sack in the AFC Championship at Cleveland (1/11). Jones registered 16 first hits and 24 total tackles in the postseason, high among all Bronco defensive linemen. Jones is now third in Denver history with 61½ sacks, trailing Barney Chavous (72) and Paul Smith (66½), and he has started 57 straight games, the second longest active streak on the team. He made his first Pro Bowl appearance and was named both All-NFL (Pro Football Writers of America, Sports Illustrated, The Sporting News, AP-second team, Newspaper Enterprise Association-second team) and All-AFC (UPI) in 1985, also being named by his teammates as the Broncos' defensive most valuable player. Jones totaled 68 tackles, tops among defensive linemen, 10 quarterback sacks, and three fumble recoveries that year. He had a streak of six straight games in which he posted at least one sack and was named by the NFL as the AFC defensive player of the month for October, recording a sack in each of the four games that month. In 1984 he led the team with 11 sacks and paced Denver's pass rush unit to a club record 57, again leading all team linemen in tackles with 105. Jones scored his first pro touchdown in 1984, scoring on a five-yard fumble return at Detroit (10/7), and blocked a field goal vs. Kansas City (9/23). He has started 41 straight games, the third longest streak among active Broncos, and now has started the last 70 games in which he has played. Jones became a starter with three games left in his rookie season and has been there ever since. He missed four games in the 1983 campaign with a knee injury but still posted 72 tackles and four sacks. He had 9½ sacks in 1981, and in the previous season earned All-Rookie honors (UPI, Pro Football Weekly) as he paced the squad with 11½ sacks, the most by any Bronco since 1971. Denver's first pick in the 1980

draft, Rulon's best single-game sack performance was against Oakland at Denver in 1980, when he recorded three sacks and seven tackles. Jones has also been credited with two safeties in his pro career.

COLLEGE: Rulon was a four-year letterman and starter at Utah State, where he missed only one game during his collegiate career. In 1979 he was selected to second team spots on both the AP and NEA All-America squads and was named honorable mention by UPI. As a senior he was All-Pacific Coast Athletic Assn. and was named PCAA Defensive Player of the Year. Rulon's best college performance was a game against Fresno State in which he posted 15 tackles and three sacks. Jones played in the East-West Shrine Game and the Senior Bowl.

PERSONAL: Rulon and his wife Kathy have three sons, Garett (4/78), Dalton (11/23/81), Chase (12/15/83), and a daughter, Lauren (2/4/86), and the family makes its home in Brighton, Colo. At Weber HS in Ogden, Utah, he earned two letters each in football and basketball. Rulon loves to hunt and fish, and his hobbies include oil painting, particularly Western art, and sculpting.

Professional Record

GAMES PLAYED: 1980 (16), 1981 (16), 1982 (9), 1983 (12), 1984 (16), 1985 (16), 1986 (16).

GAMES STARTED: 1980 (3), 1981 (16), 1982 (9), 1983 (12), 1984 (16), 1985 (16), 1986 (16).

ADDITIONAL STATISTICS: Recovered one fumble, credited with one safety, 1980; recovered one fumble, 1981; recovered two fumbles, credited with one safety, 1983; recovered two fumbles, one for five yards and a touchdown, and blocked one field goal, 1984; recovered three fumbles, 1985; recovered one fumble, recorded one safety, 1986.

QUARTERBACK SACKS: 1980 (11½), 1981 (9½), 1982 (2), 1983 (4), 1984 (11), 1985 (10), 1986 (13½).

No. 3 RICHARD JOHN (Rich) KARLIS

Kicker



Birthdate—May 23, 1959
Birthplace—Salem, Ohio
Residence—Aurora, Colo.
How Acquired—FA, 1982
College—Cincinnati
High School—Salem HS,
Salem, Ohio
Height—6-0
Weight—180
Pro Year—6th
Year with Broncos—6th

Rich Karlis had another good year with Denver in 1986, scoring over 100 points for the third straight season. He finished the regular season with 104 total points, connecting on 20 of 28 field goal attempts and a team-record 44 PATs. He kicked a 51-yard field goal in the season opener vs. the Raiders (9/7), the longest of his career, and ended regular season play with four straight successful field goal attempts. Karlis made good on seven of nine field goal attempts in the postseason, going two-for-two in the divisional playoff game vs. New England (1/4) and three-for-three against Cleveland in the AFC Championship Game (1/11), including a 33-yarder that won the game for the Broncos in overtime. He connected on two of four attempts in Super Bowl XXI (1/25), making his first attempt from 48 yards out to tie the Super Bowl record for longest field goal. Karlis's career field goal percentage of .727

(96 of 132) is the best in franchise history and his point total of 549 is second highest in team history. In addition, he has scored in 46 consecutive games, the third longest scoring streak in Denver team history behind Jim Turner stretches of 55 and 47 games, and he holds three of the four best single season field goal percentages in Bronco annals. Karlis is the only Denver kicker ever to reach the .800 level in accuracy in a single season, a feat he has accomplished twice. He scored a career high 110 points in 1985 but connected on just 23 of 38 field goal attempts, with that .605 percentage ranking as the lowest of his five-year pro career. He began the 1985 season by connecting on his first nine attempts, which coupled with his four straight successes at the end of 1984 regular season gave Karlis a team record 13 consecutive field goals. Karlis had a fine season as the Broncos' placekicker in 1984, connecting on 21 of 28 field goal attempts and pacing the club in scoring with 101 points, the first 100-point season of his career. In 1984 Karlis hit the goal posts with game-tying field goal attempts in consecutive games (11/25 vs. Seattle and 12/2 at Kansas City), but rebounded strongly to finish the season with four consecutive successful attempts, including a game-winning kick vs. San Diego on 12/9. Karlis had five games in which he kicked three field goals in 1984, and followed that up with three more last year. He has connected on 50-yard attempts as a pro three times, including once in 1985 vs. San Diego (12/9) and in 1983 vs. Cleveland (12/4). Karlis was named to the Football Digest All-Rookie team in 1982 and connected on the first 11 field goal attempts of his pro career. A barefoot, soccer-style kicker, Karlis emerged from a 478-player free agent walk-on camp in May of 1982 to win the kicking job. He was in the Houston Oilers training camp in 1981.

COLLEGE: Rich earned three letters at Cincinnati and led the Bearcats in scoring as a senior with 41 points, including 12 extra points and 10 of 15 field goal attempts, six from beyond the 40-yard line. Primarily a kickoff specialist as a sophomore and junior, Karlis had a successful 50-yard field goal attempt as a senior. He has his degree in economics from Cincinnati.

PERSONAL: Rich and his wife Dena make their home in the Denver suburb of Aurora. He worked with Sill-Terhar Ford during the off-season. He is a graduate of Salem HS in his native Salem, Ohio. Rich is extremely active in community service work and in both 1984 and 1985 was the Broncos' Lite Beer NFL Man of the Year, finishing among the top five in the national competition. Rich in 1984 started a program called Points for People, which raises money for The Family Tree, an organization that provides shelter for abused women and children. Rich has raised \$312,000 for Points for People over the last three seasons, and he was the 1984 Boy Scouts Service Award winner. He has worked for the benefit of numerous organizations, including Children's Hospital and Multiple Sclerosis.

Professional Record

Year	Club	CONVERSIONS			FIELD GOALS		
		Games	No.-Att.	Pct.	No.-Att.	Pct.	Points
1982—Denver		9	15-16	.937	11-13	.846	48
1983—Denver		16	33-34	.971	21-25	.840	96
1984—Denver		16	38-41	.927	21-28	.750	101
1985—Denver		16	41-44	.932	23-38	.605	110
1986—Denver		16	44-45	.978	20-28	.714	104
TOTALS		73	171-180	.950	96-132	.727	459

NO. 88 CLARENCE HUBERT KAY

Tight End



Birthdate—July 30, 1961
Birthplace—Seneca, S.C.
Residence—Seneca, S.C.
How Acquired—Draft #7, 1984
College—Georgia
High School—Seneca HS, Seneca, S.C.
Height—6-2
Weight—237
Pro Year—4th
Year with Broncos—4th

Clarence Kay will be rebounding in 1987 from a difficult 1986 campaign in which he spent four weeks off the active roster. During the regular season he caught 15 passes for 195 yards and a touchdown, and also had two receptions for 23 yards in the AFC Championship Game at Cleveland (1/11). He had the longest reception of his career at Pittsburgh in a Monday night game (9/15), going for 34 yards. Kay started the first 10 games of the season, but was suspended for the week 11 contest. He started the following two games, played but did not start in week 14, and was on the Reserve/Non-Football Illness list for the final two regular season contests and the divisional playoff game vs. New England. Kay showed tremendous improvement as a receiver in 1985, leading Bronco tight ends with 29 receptions for 339 yards, both of which are career highs. Kay, who is considered by Denver coaches to be one of the best blocking tight ends in the NFL, also set personal single game highs in receptions (four vs. Miami, 9/29) and reception yards (52 at Pittsburgh, 12/1). As Denver's seventh-round draft choice in 1984, Kay caught 16 passes for 136 yards and three touchdowns, earning All-Rookie honors from Pro Football Weekly and the Pro Football Writers of America.

COLLEGE: Clarence earned second team All-Southeastern Conference honors as a senior at Georgia, concluding his college career in the Cotton Bowl. He was a member of the Bulldog teams that played in the 1982 and 1983 Sugar Bowls. Clarence's career totals show 51 receptions for 740 yards and six touchdowns. He majored in arts and sciences.

PERSONAL: Clarence is single and resides in his native Seneca, S.C., where he was a superior athlete at Seneca HS. He earned 12 prep letters in football, basketball, and track, recording a personal high of 6'-8" in the high jump. Clarence was an Adidas football All-American in 1979.

Professional Record

Year	Club	RECEIVING					
		Games	Starts	No.	Yards	Avg.	TD
1984—Denver		16	13	16	136	8.5	3
1985—Denver		16	16	29	339	11.7	3
1986—Denver		13	12	15	195	13.0	1
TOTALS		45	41	60	670	11.2	7

ADDITIONAL STATISTICS: Fumbled once, 1984; fumbled once, recovered one fumble, 1985.

No. 71 GREG JOHN (Greg) KRAGEN

Nose Tackle



Birthdate—March 4, 1962
Birthplace—Chicago, Ill.
Residence—Aurora, Colo.
How Acquired—FA, 1985
College—Utah State
High School—Amador Valley HS, Pleasanton, Calif.
Height—6-3
Weight—255
Pro Year—3rd
Year with Broncos—3rd

Greg Kragen moved into the starting nose tackle spot in the third week of the 1986 season and started every game thereafter, including both playoff games and Super Bowl XXI. He finished the regular season with 60 total tackles and a team-leading three fumble recoveries. Kragen played as Rubin Carter's back-up at nose tackle and on special teams in 1985, recording two sacks that year, including one in his first game as a professional at the Los Angeles Rams (9/8). He joined the Broncos as a free agent in 1985 after being one of the club's last training camp cuts in 1984.

COLLEGE: Greg earned several honors at Utah State, where he played from 1980-83. He was a first-team All-Pacific Coast Conference player in his senior year as well as an honorable mention AP All-American and second-team All-West Coast performer.

PERSONAL: Greg is single and resides in Logan, Utah. A native of Chicago, Ill., Greg earned three prep letters in basketball and two in football at Amador HS in Pleasanton, Calif. He majored in political science at Utah State.

Professional Record

GAMES PLAYED: 1985 (16), 1986 (16).


GAMES STARTED: 1985 (1), 1986 (14).

ADDITIONAL STATISTICS: Recovered three fumbles, 1986.

QUARTERBACK SACKS: 1985 (2). Total - 2.

No. 8 GARY KUBIAK

Quarterback



Birthdate—August 15, 1961
Birthplace—Houston, Tex.
Residence—Plantersville, Tex.
How Acquired—Draft #8, 1983
College—Texas A&M
High School—St. Pius HS, Houston, Tex.
Height—6-0
Weight—192
Pro Year—5th
Year with Broncos—5th

Gary Kubiak continued to play well in relief of John Elway in 1986, seeing action at quarterback in seven games, including Super Bowl XXI. In the regular season he completed 23 of 38 passes for 249 yards, one touchdown, and three interceptions, rushed six times for 22 yards, and also served as holder on extra point and field goal attempts. Kubiak completed all four passes in Super Bowl XXI for 48 yards. He had his best outing of the season against the New York Jets (10/20) when he completed 10 of 14 passes for 114 yards, with one TD and one interception. For his career Kubiak has completed 81 of 140 passes for 936 yards, seven

TDs, and five interceptions. His career completion percentage of .579 and interception avoidance percentage of .036 are both Bronco records, and the holds Denver's single-season interception avoidance record of .013 (one interception in 75 attempts), set in 1984. He saw only limited action at quarterback in 1985, completing two of five passes for 61 yards in his three appearances. He threw a 54-yard touchdown pass to Steve Sewell at San Diego (11/3), and after Elway was injured in the season finale at Seattle (12/20) Kubiak drove the Broncos into range for the winning field goal, getting the final six yards on a quarterback draw. Kubiak turned in a strong performance in 1984, starting two games in place of an injured John Elway and seeing duty in five more. He led the Broncos to a thrilling 22-19 overtime win over the Los Angeles Raiders (10/28), completing 21 of 34 passes for 206 yards and two touchdowns in his second start of the season. He suffered a concussion in his first start of the year at Chicago, knocking him out of the game. Kubiak also engineered a 75-yard drive that led to the winning score against Cincinnati (9/2) after Elway was injured. He also recorded a 20-yard reception against Buffalo (10/21) and scored on a three-yard run in the same game. As a rookie in 1983 Kubiak started in place of a flu-ridden Elway against Seattle (11/20), leading the Broncos to a 38-27 victory. He threw a 78-yard touchdown pass to Steve Watson and ran eight yards for another score in that game. For the season, he played in four games and he directed two fourth quarter scoring drives in the regular season finale at Kansas City (12/18). An eighth-round draft choice of the Broncos, Kubiak has impressed coaches with his knowledge of the game and his leadership abilities.

COLLEGE: Gary Kubiak made the Players' All-Southwest Conference team in 1982 and earned appearances in the Blue-Gray and Hula Bowl games for a season in which he led the SWC in attempts (324), completions (181), percentage (55.9), yardage (1,948), touchdowns (19), and total offense (1,885). As a junior at Texas A&M, Kubiak set conference records for single game TDs (six against Rice) and single game percentage (19 of 21 for 90.5 percent against Arkansas), and ranked second in the SWC in passing (1,908 yards) and total offense (1,986 yards). Gary has a degree in physical education.

PERSONAL: Gary and his wife Rhonda have a son, Clint (2/17/87), and the family makes its home in Plantersville, Tex. At St. Pius HS in his native Houston, Gary made all district, all-state, and All-America and set the state passing record with 6,190 yards. A brilliant prep athlete, he lettered all four years in football, basketball, and baseball, and made all-state in all three sports in both his junior and senior years. He was also all-state in track twice in high school.

Professional Record

Year	Club	PASSING						
		Games	Starts	Att.	Comp	Pct.	Yds.	TD Int.
1983	—Denver	4	1	22	12	54.5	186	1 1
1984	—Denver	7	2	75	44	58.7	440	4 1
1985	—Denver	16	0	5	2	40.0	61	1 0
1986	—Denver	16	0	38	23	60.5	249	1 3
TOTALS		43	3	140	81	57.9	936	7 5

Year	Club	RUSHING			
		Att.	Yds.	Avg.	TD
1983	—Denver	4	17	4.3	1
1984	—Denver	9	27	3.0	1
1985	—Denver	1	6	6.0	0
1986	—Denver	6	22	3.7	0
TOTALS		20	72	3.6	2

NO. 33 GENE ERIC LANG

Running Back



Birthdate—March 15, 1962
Birthplace—Pass Christian, Miss.
Residence—Pass Christian, Miss.
How Acquired—Draft #11, 1984
College—Louisiana State
High School—Pass Christian HS,
 Pass Christian, Miss.
Height—5-10
Weight—196
Pro Year—4th
Year with Broncos—4th

Gene Lang had a good season for the Broncos in 1986 despite being hampered early in the season by leg and ankle injuries. He started the first two games of the season at fullback before being injured and went on to rush 29 times for 94 yards and a score. Lang caught 13 passes for 105 yards and two TDs, and returned 21 kickoffs for a 22.9 average, good for second on the team and fifth in the AFC. He had his best game of the season vs. New England in a divisional playoff contest, gaining 44 yards on 11 carries. He was second on the team in rushing in 1985 despite spending the last three weeks of the season on injured reserve with a broken hand suffered at Pittsburgh (12/1). He rushed for 384 yards on 84 carries and led all Denver backs with a 3.8 rushing average. Lang scored five rushing touchdowns, two vs. San Diego (11/17), and had the best day of his career at Atlanta (9/22) when he carried the ball 17 times for 77 yards. He also caught 23 passes for 180 yards and two scores, and returned 17 kickoffs for a 21.2 average. Lang had a good rookie season with the Broncos in 1984, leading the club in kickoff returns with 19 for 404 yards, an average of 21.3. Lang scored three times despite handling the ball from scrimmage just 12 times. Denver's 11th-round draft choice that year, Lang impressed Bronco coaches with his quickness and running skills. He has seen most of his playing time as a fullback when Denver employs a two-back set, and is expected to challenge for considerably more playing time in 1986.

COLLEGE: Gene was a steady player at both tailback and fullback during his four seasons with Louisiana State, finishing with a 4.3 rushing average. As a senior he played in every game and finished third on the team in rushing with 252 yards while catching 15 passes for 113 yards and a touchdown.

PERSONAL: Gene is married (Deryl) and resides in his native Pass Christian, Miss. He had a brilliant high school career at Pass Christian HS, where he earned three letters each in track and football, rushing for over 3,000 yards in his career. Gene was all-conference twice in football and was the conference MVP as a senior, also being named the track team's most valuable runner all three years. Gene is one of nine children, and he spent the off-season studying at Louisiana State.

Professional Record

Year	Club	RUSHING						RECEIVING			
		Games	Starts	Att.	Yds.	Avg.	TD	No.	Yds.	Avg.	TD
1984	—Denver	16	0	8	42	5.3	2	4	24	6.0	1
1985	—Denver	12	2	84	318	3.8	5	23	180	7.8	2
1986	—Denver	15	2	29	94	3.2	1	13	105	8.1	2
TOTALS		43	4	121	454	3.8	8	40	309	7.7	5

KICKOFF RETURNS

Year	Club	No.	Yds.	Avg.	TD
1984	—Denver	19	404	21.3	0
1985	—Denver	17	361	21.2	0
1986	—Denver	21	480	22.9	0
TOTALS		57	1245	21.8	0

ADDITIONAL STATISTICS: Recovered one fumble for six yards, 1984; fumbled three times and recovered one fumble, 1985.

No. 76 KENNETH WAYNE (Ken) LANIER

Tackle



Birthdate—July 8, 1959
Birthplace—Columbus, Ohio
Residence—Denver, Colo.
How Acquired—Draft #5, 1981
College—Florida State
High School—Marion Franklin HS,
 Columbus, Ohio
Height—6-3
Weight—269
Pro Year—7th
Year with Broncos—7th

Ken Lanier started every game once again for the Broncos at his customary right tackle position, where he has missed just one start since taking over that spot in 1982. A tough, steady performer, Lanier now has started 72 of the last 73 games and has played in 76 consecutive contests for the Broncos. Denver coaches feel that Lanier is one of the most improved players in a line that over the last three years has allowed the fewest single season team sacks since 1973 (35 in 1984 and 38 in 1985 and 1986). In his rookie year Lanier had limited playing time, seeing action in eight games and starting one. He was named Denver's offensive player of the game for the only start of his rookie season. A fifth round draft choice in 1981, Lanier is a physically strong player, and Bronco coaches are looking forward to his continued development.

COLLEGE: Ken was known as the "Ironman" of Florida State's team because of his string of 46 consecutive games started during his four-year Seminole career. He was named to several All-America teams during his junior and senior seasons. In addition to his football career at FSU, Lanier performed weight duty for the Seminole track team and holds the school record in the shot put with a heave of 60'2". He was the Metro Conference champion in that event in his junior and senior years. Ken closed out his college football career with an appearance in the Senior Bowl, and graduated from Florida State with an industrial arts degree.

PERSONAL: Ken and his wife Vickie have a son, Kenneth Dewayne (3/21/87), and the family makes its home in Denver. A Columbus, Ohio native, he earned All-Ohio honors and three letters each in football and track at Marion Franklin HS in his hometown. Lanier set the Ohio state record with a heave of 66'5" in the shot as a senior.

Professional Record

GAMES PLAYED: 1981 (8), 1982 (9), 1983 (16), 1984 (16), 1985 (16), 1986 (16).

GAMES STARTED: 1981 (1), 1982 (9), 1983 (16), 1984 (15), 1985 (16), 1986 (16).

ADDITIONAL STATISTICS: Recovered one fumble, 1982; recovered one fumble, 1984.

NO. 22 ROBERT ANTHONY (Tony) LILLY *Safety*



Birthdate—February 16, 1962
Birthplace—Alexandria, Va.
Residence—Aurora, Colo.
How Acquired—Draft #3, 1984
College—Florida
High School—Woodbridge HS, Woodbridge, Va.
Height—6-0
Weight—199
Pro Year—4th
Year with Broncos—4th

Tony Lilly saw the most extensive playing time of his career in 1986 and is expected to challenge for the starting free safety position in 1987. He played in every game last season, starting vs. Kansas City (11/16), and he had three interceptions during the campaign, including two at San Diego (10/12). Lilly had the first sack of his career, in Los Angeles against the Raiders (11/2), and finished the regular season with 82 total tackles, high among reserve defensive backs, and 10 passes defended. He was also a valuable special teams player, posting seven tackles, seven assists, and three-and-a-half knock down blocks on that unit. He turned in a strong performance as Steve Foley's backup at free safety in 1985, starting five games (weeks six through 10) and leading the team in first hits with 31 during that period. He had his most productive day of the season vs. Seattle (10/20), when he recorded 10 tackles and an interception in his first professional start. Overall, Lilly intercepted two passes and recovered one fumble to go along with four passes defended and 67 total tackles, which ranked fifth on the team. Lilly played in 13 games in 1984, primarily on special teams, although he did see some action at free safety. He intercepted a pass against Detroit (10/7) and stripped and recovered a fumble on the opening kickoff of the second half in the division-clinching victory at Seattle (12/15).

COLLEGE: Tony was a three-time All-Southeast Conference player at Florida, and was named second-team All-America (Football News), and honorable mention All-America (AP) in his senior year. He was named 1983 Gator Bowl defensive Player of the Game for his two interception performances, which he duplicated in the Senior Bowl.

PERSONAL: Tony and his wife Peri Lynn have a son, Ryan Taylor (5/31/86), and make their offseason home in Aurora, Colo. A native of Alexandria, Va., Tony was first-team all-state, all-region, and all-district in his senior year at Woodbridge HS in Woodbridge, Va., where he earned four prep letters each in football and basketball, and one more in baseball. The national Punt, Pass, and Kick champion as an eighth grader, Tony was a management major at Florida.

Professional Record

INTERCEPTIONS

Year	Club	Games	Starts	No.	Yds.	Avg.	TD
1984	—Denver	13	0	1	5	5.0	0
1985	—Denver	16	5	2	4	2.0	0
1986	—Denver	16	1	3	22	7.3	0
TOTALS		45	6	6	31	5.2	0

ADDITIONAL STATISTICS: Recovered one fumble, fumbled once, 1984; recovered one fumble, 1985.

QUARTERBACK SACKS: 1986 (1). Total - 1.

No. 77 KARL BERNARD MECKLENBURG *Linebacker/Defensive End*



Birthdate—September 1, 1960
Birthplace—Edina, Minn.
Residence—Wheat Ridge, Colo.
How Acquired—Draft #12, 1983
College—Minnesota
High School—Edina West HS, Edina, Minn.
Height—6-3
Weight—230
Pro Year—5th
Year with Broncos—5th

Karl Mecklenburg was named AFC Player of the Year by the Football News and made his second consecutive start in the NFL Pro Bowl in 1986. He was further honored as All-NFL (AP, Sports Illustrated, NEA, Pro Football Writers of America, The Sporting News, Pro Football Weekly) and All-AFC (UPI, Pro Football Weekly, Football News) for a campaign in which he recorded 9½ sacks, 83 first hits, and 127 total tackles, with all figures ranking second on the team. Mecklenburg also posted three passes defended, a forced fumble and a fumble recovery, and had two games with 2½ sacks, at the Raiders (11/2), and vs. New England (9/28). Mecklenburg had 30 total tackles during the postseason, including a team-high 13 in Super Bowl XXI. Mecklenburg and Rulon Jones have combined for 23 quarterback sacks in each of the last two seasons, Denver's all-time single-season sack totals by a duo. Mecklenburg was one of the NFL's biggest success stories in 1985, and his superb play resulted in his being named a starter in the Pro Bowl, where he led the AFC with 11 tackles. He did not become a fulltime starter until the 10th week of the campaign but finished with a Bronco record 13 quarterback sacks, (broken by Rulon Jones in 1986). Mecklenburg had two team record four-sack games (vs. New Orleans on 9/15 and at Pittsburgh on 12/1), earning All-NFL (AP, Sports Illustrated, The Football News, Pro Football Writers of America, Newspaper Enterprise Association, and College and Pro Football Newsweekly-second team), and All-AFC (UPI) honors for his efforts. His great versatility enabled the coaching staff to move him around considerably in the Denver defense, and Mecklenburg played seven positions during a campaign in which he also led the team in forced fumbles (five) while posting 65 total tackles and defending four passes. He displayed his versatility in that Pittsburgh game, lining up at every defensive position except cornerback and safety. Mecklenburg was one of 1984's biggest surprises, making an immediate impact in his conversion to linebacker from defensive end during a campaign that saw him record seven sacks, high among linebackers, and two interceptions for a club-leading 105 yards. Mecklenburg was used largely on third down and passing down situations in 1984, but also saw some action as a defensive end. He played in all 16 games in 1983, posting 24 tackles and two sacks after joining the Broncos as their 12th-round draft pick.

COLLEGE: Karl earned second team All-Big Ten Honors (AP and UPI) as a senior at Minnesota. He started his college career at Augustana College (South Dakota), but transferred to Minnesota in 1980, sitting out that season as a redshirt.

PERSONAL: Karl and his wife Kathi have a son, Luke (1/31/85), and the family makes its home in the Denver suburb of Westminster, Colo. In 1985 Karl initiated a program, ("For Mercy's Sake, Sack 'Em") in which money was pledged for every Denver quarterback sack, with proceeds going to Denver's Mercy Hospital. Karl's program raised \$82,000 for the hospital in 1985 and \$225,000 in 1986, and it will continue in 1987. Karl's mother is the former

Deputy Secretary of the Department of Health, Education, and Welfare, and his father is a physician in the Washington, D.C. area. He was an all-conference selection, had also earned all-state honors at Edina West HS in his native Edina, Minn. Karl has a degree in biology and is an accomplished guitarist who also likes to hunt and fish.

Professional Record

Year	Club	INTERCEPTIONS					TD
		Games	Starts	No.	Yds	Avg.	
1983	—Denver	16	0	0	0	0.0	0
1984	—Denver	16	1	2	105	52.5	0
1985	—Denver	16	9	0	0	0.0	0
1986	—Denver	16	16	0	0	0.0	0
TOTALS		64	26	2	105	52.5	0

ADDITIONAL STATISTICS: Recovered one fumble, 1984; recovered one fumble, 1985; recovered one fumble, 1986.

QUARTERBACK SACKS: 1983 (2), 1984 (7), 1985 (13), 1986 (9½). Total - 31½.

No. 46 ROBERT ANTHONY (Bobby) MICHO *Fullback*



Birthdate—March 7, 1962
Birthplace—Omaha, Neb.
Residence—Aurora, Colo.
How Acquired—Waivers, 1986
College—Texas
High School—Anderson HS, Austin, Tex.
Height—6-3
Weight—235
Pro Year—3rd
Year with Broncos—2nd

Bobby Micho will move from tight end to fullback for the Broncos in 1987. He rejoined the team via waivers from San Diego in the 11th week of the 1986 season, and went on to play in four of the five remaining regular season games and all three postseason contests. Micho made his first pro reception (20 yards) vs. New England in the divisional playoff game (1/4), and he also proved to be a valuable special teams player. Originally Denver's 10th-round draft choice in 1984, Micho injured a toe during his rookie camp and spent three months on injured reserve before being claimed by San Diego when the Broncos tried to place him on the active roster. He played in six games with the Chargers that season and spent all of the next campaign on San Diego's injured reserve with a foot sprain. Micho injured a hamstring during last season's camp with the Chargers and spent 10 weeks on injured reserve before being claimed by Denver.

COLLEGE: Micho played tight end in his final two seasons at the University of Texas, spending his first two campaigns as a running back and safety. He caught 20 passes for 318 yards and two touchdowns for the Longhorns. He majored in government.

PERSONAL: Bobby is single and makes his offseason home in the Denver suburb of Aurora. A native of Omaha, Neb., Micho graduated from Anderson HS in Austin, Tex., where he was all-district and all-Central Texas following a senior year in which he rushed for over 1,000 yards. Overall, he lettered three times in football and four times in track.

Professional Record

Year	Club	RECEIVING					TD
		Games	Starts	No.	Yds.	Avg.	
1984	—San Diego	6	0	0	0	0.0	0
1985	—San Diego	Injured Reserve					
1986	—Denver	5	0	0	0	0.0	0
TOTALS		11	0	0	0	0.0	0

No. 89 ORSON ODELL MOBLEY

Tight End



Birthdate—March 4, 1963
Birthplace—Brooksville, Fla.
Residence—Miami, Fla.
How Acquired—Draft #6a, 1986
College—Salem College
High School—Miami Palmetto HS, Miami, Fla.
Height—6-5
Weight—256
Pro Year—2nd
Year with Broncos—2nd

Orson Mobley was one of Denver's biggest surprises in 1986, leading the team's tight end corps with 22 catches for 332 yards and a touchdown. The Broncos' first pick in the sixth round last year, Mobley recorded his first professional reception in week eight vs. Seattle (10/26) and his 21 catches in the final eight games tied for the team lead in that time span. Mobley caught five passes vs. Washington (12/23) for 93 yards, Denver's high-yardage mark in 1986, and the following week in Seattle (12/20) he gained 48 yards on four receptions, scoring his first TD as a pro on a 17-yard pass from John Elway. Mobley finished the postseason with seven catches for 122 yards, grabbing two passes for 69 yards vs. New England (1/4), three for 36 yards vs. Cleveland (1/11), and two for 17 yards vs. the Giants in Super Bowl XXI (1/25). Mobley started three games last season at the H-back position and played in every game except the week two contest at Pittsburgh.

COLLEGE: Mobley earned first-team All-West Virginia Conference honors as a senior at Salem College in Salem, W.Va., leading the Tigers with 39 receptions for 501 yards, a 12.8 average, and three touchdowns. He also punted 59 times for a 36.2 average and scored on a 49-yard run from punt formation. Mobley, who was a second-team all-conference player as a junior, began his college career at Florida State in 1981 as a defensive tackle, moving to tight end in 1982 and catching eight passes for the Seminoles. A versatile athlete, Mobley also played baseball at Florida State.

PERSONAL: Orson is single and resides in Miami, Fla., where he attended Miami Palmetto HS. He lettered once in football, twice in basketball, and three times in baseball, and was drafted by the Montreal Expos out of high school. He has two daughters, Denise (1/28/84) and Michelle (2/1/85), and lists fishing and playing basketball as his hobbies.

Professional Record

Year	Club	RECEIVING					
		Games	Starts	No.	Yds.	Avg.	TD
1986	—Denver	15	3	22	332	15.1	1
TOTALS		15	3	22	332	15.1	1

ADDITIONAL STATISTICS: Rushed once for minus one yard, fumbled once, 1986.

No. 74 DANIEL LLOYD (Dan) REMSBERG

Tackle



Birthdate—April 7, 1962
Birthplace—Temple, Texas
Residence—La Jolla, Calif.
How Acquired—FA, 1986
College—Abilene Christian
High School—Temple HS, Temple, Tex.
Height—6-6
Weight—280
Pro Year—2nd
Year with Broncos—2nd

Dan Remsberg will compete for more playing time on Denver's offensive line in 1987 after joining the team as a free agent in 1986. He played in every game with the Broncos last season, starting vs. New England (9/28) when Dave Studdard was stricken with the flu. Remsberg attended the San Diego Chargers' camp in 1985 but did not make the final roster.

COLLEGE: Remsberg was a two-time AP and Kodak All-American at Abilene Christian, where he played in 1980-84. He was named Academic All-America in his senior year and was granted a NCAA post-graduate scholarship. He has a degree in pre-law accounting.

PERSONAL: Dan and his wife Jenny reside in La Jolla, Calif. He earned one prep letter in football at Temple (Tex.) HS in his hometown. Dan enjoys fishing in his spare time.


Professional Record

GAMES PLAYED: 1986 (16).

GAMES STARTED: 1986 (1).

No. 48 RANDY ROBBINS

Safety



Birthdate—September 14, 1962
Birthplace—Casa Grande, Ariz.
Residence—Casa Grande, Ariz.
How Acquired—Draft #4, 1984
College—Arizona
High School—Casa Grande Union HS, Casa Grande, Ariz.
Height—6-2
Weight—189
Pro Year—4th
Year with Broncos—4th

Randy Robbins saw considerable playing time in 1986, playing in every regular season and postseason game and starting vs. New England (9/28) and at San Diego (10/12), when Dennis Smith was injured. He led all defensive backs with four quarterback sacks and finished the regular season with 48 total tackles, six passes defended, two fumble recoveries, and a forced fumble that resulted in a Denver touchdown by defensive end Andre Townsend vs. Kansas City (11/16). Robbins had six first hits and seven total tackles in postseason play, also breaking up three passes. He made an impressive comeback in 1985 after breaking his arm in the preseason opener against the New York Giants and spending the first six weeks of the regular season on injured reserve. He returned to play in 10 games, starting and recording an interception at San Diego (11/17). Robbins set a Bronco record by blocking two punts in one game at Kansas City (10/27), finishing the season with 16 total tackles and four passes defended. He had a fine season as

Denver's fourth round draft choice in 1984, recording one sack and two interceptions, including one for a 62-yard touchdown in a Sunday night game at Cleveland (9/16). Robbins played primarily in five-defensive back situations, but also saw action at the strong safety position. A superb athlete, Robbins played in all 16 games and started against Seattle (11/25) in place of the injured Dennis Smith. He knocked down nine passes and was in on 28 tackles in his limited playing time as a rookie.

COLLEGE: Randy was an AP honorable mention All-American and earned first team All-PAC 10 honors in 1983, closing out his college career with a Senior Bowl appearance. A three-year starter at Arizona, Robbins intercepted 12 passes, returning a conference record four for touchdowns, as well as recording two fumble recoveries and a blocked punt.

PERSONAL: Randy is single and resides in his native Casa Grande, Ariz. At Casa Grande Union HS, he was a nine-letter winner, including two each in football, baseball, and track, and three in basketball. He saw action as a running back, defensive back, wide receiver, and kicker in high school. As a senior, Randy received all-league and all-county honors and was an Arizona Daily Blue Chip selection. He majored in business and public administration at Arizona.

Professional Record

Year	Club	Games	Starts	INTERCEPTIONS			
				No.	Yds.	Avg.	TD
1984	—Denver	16	1	2	62	31.0	1
1985	—Denver	10	1	1	3	3.0	0
1986	—Denver	16	2	0	0	0.0	0
TOTALS		42	4	3	65	21.7	1

ADDITIONAL STATISTICS: Recovered one fumble, 1984; blocked two punts, 1985; recovered two fumbles, 1986.

QUARTERBACK SACKS: 1984 (1), 1986 (4). Totals - 5.

No. 50 JAMES JOSEPH (Jim) RYAN

Linebacker



Birthdate—May 18, 1957
Birthplace—Bellmawr, N.J.
Residence—Englewood, Colo.
How Acquired—FA, 1979
College—William and Mary
High School—Bishop Eustace HS, Pennsauken, N.J.
Height—6-1
Weight—218
Pro Year—9th
Year with Broncos—9th

Jim Ryan turned in another strong performance in 1986 as Denver's starting left outside linebacker. He led all Bronco defensive players with 26 first hits and 32 total tackles in Denver's three postseason games, and his 13 total tackles in Super Bowl XXI tied Karl Mecklenburg for the Broncos' highest single postseason game total. Ryan set up Denver's first score in the AFC Championship Game at Cleveland (1/11) with a 26-yard interception return, and was named as the Broncos' overall most valuable player in the title game victory. He finished the regular season with 91 total tackles, one sack for five yards, and a forced fumble. He started 14 games in 1985 at his customary left outside linebacker spot, failing to start only when Denver opened with a four-man defensive line. He recorded 58 total tackles and three passes defended, also posting a

sack at Indianapolis (10/13). Ryan once again had a solid season at left outside linebacker in 1984, finishing with 106 total tackles, sixth on the team, and posting three quarterback sacks along with a pass interception and a fumble recovery. Ryan played in every game and started the last 14 after missing the first two starting assignments due to a knee injury suffered in training camp. The 106 tackles represent a career high for the one-time free agent who has missed just one game in his eight-year pro career (he missed the 11/6/83 contest against Seattle due to an ankle injury). Ryan started all nine games of the strike-shortened 1982 season, his first campaign as a fulltime starter. He was a special teams captain in 1981 and 1982 and was named by his teammates as Denver's special teams most valuable player in 1981. A versatile athlete, Ryan has played all four linebacker positions for the Broncos.

COLLEGE: Jim won four letters as a linebacker at William and Mary, and as a senior he was player of the year and earned a berth on the Eastern College Athletic Conference all-star team. Ryan graduated with a degree in business management.

PERSONAL: Jim and his wife Sara have a son, James Benjamin (3/29/86), and are expecting another child in August. The family makes its home in the Denver suburb of Englewood. He has his master's degree in business administration (MBA) from the University of Denver, where he concentrated his studies in real estate and construction management. Jim earned 12 varsity letters at Bishop Eustace HS in Pennsauken, N.J., four as a linebacker and tight end in football, four as a basketball forward, and four as a baseball catcher.

Professional Record

INTERCEPTIONS

Year	Club	Games	Starts	No.	Yds.	Avg.	TD
1979	—Denver	16	0	0	0	0	0
1980	—Denver	16	0	1	21	21.0	0
1981	—Denver	16	0	0	0	0	0
1982	—Denver	9	9	0	0	0	0
1983	—Denver	15	12	0	0	0	0
1984	—Denver	16	14	1	13	13.0	0
1985	—Denver	16	14	0	0	0.0	0
1986	—Denver	16	14	0	0	0.0	0
TOTALS		120	63	2	34	17.0	0

ADDITIONAL STATISTICS: Recovered one fumble, 1979; returned one kickoff for two yards, 1981; recovered one fumble, 1983; recovered one fumble, 1984; returned one kickoff for 0 yards, 1986.

QUARTERBACK SACKS: 1984 (3), 1985 (1), 1986 (1). Totals - 5.

No. 84 CLINTON BERNARD (Clint) SAMPSON *Wide Receiver*



Birthdate—January 4, 1961
Birthplace—Los Angeles, Calif.
Residence—Los Angeles, Calif.
How Acquired—Draft #3, 1983
College—San Diego State
High School—Crenshaw HS, Los Angeles, Calif.
Height—5-11
Weight—183
Pro Year—5th
Year with Broncos—5th

Clint Sampson had a good year in 1986, catching 21 passes for 259 yards in the regular season and three for 30 yards in the post-season. He played in 15 games and started five times, missing the contest in Los Angeles against the Raiders. Sampson caught seven passes vs. the New York Jets (10/20), which tied for the Broncos'

single game reception high last season, and set a new personal record as well. He saw the most extensive playing time of his professional career in 1985, catching 26 passes for 432 yards and four touchdowns, all career highs. Sampson posted a touchdown reception in each of the first three games and ended the campaign on a strong note, catching three passes for 95 yards at Seattle (12/20). Sampson played primarily in a reserve role in 1984, although he started the first two games and the regular season finale, and caught nine passes overall for 123 yards and a touchdown. He spent four weeks on injured reserve because of facial lacerations and a concussion suffered at Buffalo (10/21/84). In the latter stages of 1983 Sampson moved into the starting lineup after an injury to Rick Upchurch, finishing the season with 10 catches for 200 yards and three scores. He had his career-best yardage performance that year against Cleveland, catching three passes for 101 yards and scoring on John Elway passes of 39 and 49 yards, with the latter Sampson's career long gainer. Sampson played in all 16 games that season and was used primarily in three-receiver situations.

COLLEGE: Sampson posted two-year totals of 52 receptions for 973 yards and eight touchdowns at San Diego State, earning honorable mention All-WAC honors in his senior year. He gained a starting role as a senior for the Aztecs, catching 32 passes for 685 yards and seven touchdowns, with his best day coming against Oklahoma State where he gained 141 yards and scored twice on only four receptions. He transferred to San Diego State from Mt. San Antonio JC, where he played football and ran track. Sampson was a member of the 440 relay team that broke the state JC record, and he was the 100 and 440-meter champion in the 1979 International track meet in Mexico. Clint has a degree in public administration and business management.

PERSONAL: Clint is single and lives in his native Los Angeles, Calif., where he was an Academic All-American at Crenshaw HS, lettering three times in track and twice each in football and basketball. His hobbies include swimming, cycling and music.

Professional Record

RECEIVING

Year	Club	Games	Starts	No.	Yds.	Avg.	TD
1983	—Denver	16	2	10	200	20.0	3
1984	—Denver	12	3	9	123	13.7	1
1985	—Denver	16	0	26	432	16.6	4
1986	—Denver	15	5	21	259	12.3	0
TOTALS		59	10	66	1014	15.4	8

ADDITIONAL STATISTICS: Fumbled once, 1984; fumbled once, 1986.

No. 30 STEVEN EDWARD (Steve) SEWELL *Running Back*



Birthdate—April 2, 1963
Birthplace—San Francisco, Calif.
Residence—Aurora, Colo.
How Acquired—Draft #1, 1985
College—Oklahoma
High School—Riordan HS, San Francisco, Calif.
Height—6-3
Weight—210
Pro Year—3rd
Year with Broncos—3rd

Steve Sewell rebounded from a midseason injury to close the season on a high note for Denver in 1986. He threw a 23-yard touchdown pass to John Elway in the season opener against the Raiders (9/7), and when Vance Johnson was placed on injured

reserve after that contest, Sewell played almost exclusively at wide receiver for the next five weeks. In week three at Philadelphia (9/21) he caught five passes for 87 yards, including one for 40 yards, all personal career highs. Sewell went down with a shoulder injury vs. San Diego (11/9) and spent the next five weeks on injured reserve. He returned to the active roster to play in the regular season finale at Seattle (12/20), and closed out the campaign with 23 carries for 123 yards and one score, and 23 receptions for 294 yards and a touchdown. He played in all three post-season contests, rushing six times for 13 yards and catching eight passes for 100 yards, including a key 22-yard pass from Elway that moved the team to midfield on the Broncos' 98-yard scoring drive in the AFC Championship Game at Cleveland (1/11). He had a fine debut as Denver's first-round draft choice in 1985, finishing third on the team in rushing despite not having an attempt until the seventh game of the year. He finished with 82 carries for 275 yards and four touchdowns, including two at Pittsburgh (12/1). Sewell had his best day at Kansas City (10/27), gaining 64 yards on 20 carries. He performed well coming out of the backfield as a receiver as well, snaring 24 passes for 224 yards and one score, a 54-yard pass from Gary Kubiak at San Diego (11/3). Sewell had his best day receiving in the season finale at Seattle (12/20), catching five passes for 62 yards. He also returned one kickoff for 29 yards that year. Bronco coaches are impressed with his overall athletic ability, great attitude, and dedication.

COLLEGE: Steve was the most versatile athlete on the Oklahoma squad, starting all but a few games in his four years there. He earned second-team All-Big Eight honors as a senior, rushing for 577 yards and gaining 315 yards on receptions, while scoring seven touchdowns. Steve's career statistics show 170 carries for 1,113 yards (a 6.5 average), 33 receptions for 550 yards, and 14 touchdowns. Sewell was voted the Don Key Award, the highest honor a Sooner player can receive. The award is given to the player who annually exhibits all the positive physical, mental, and academic traits of college football. He closed out his college football career with an appearance in the Orange Bowl. Steve also ran track as a sophomore and was selected Academic All-Big Eight in 1982.

PERSONAL: Steve is single and made his offseason home in the Denver suburb of Aurora. He has a degree in communication from the University of Oklahoma. A native of San Francisco, Steve graduated from that city's Riordan HS, where he was All-Bay Area and all-league in a senior season in which he rushed for 1,000 yards. He earned three prep letters in football as a two-way starter (running back and safety), and lettered three more times in track, specializing in the long jump and relays. Steve is an avid movie buff.

Professional Record

Year	Club	RUSHING						RECEIVING			
		Games	Starts	Att.	Yds.	Avg.	TD	No.	Yds.	Avg.	TD
1985	Denver	16	2	82	275	3.4	4	24	224	9.3	1
1986	Denver	11	5	23	123	5.3	1	23	294	12.8	1
TOTALS		27	7	105	398	3.8	5	47	518	11.1	2

ADDITIONAL STATISTICS: Fumbled once, recovered one fumble, and returned one kickoff for 29 yards, 1985; passed once, complete for 23 yards and a touchdown, 1986.

No. 49 DENNIS SMITH

Safety



Birthdate—Feb. 3, 1959
Birthplace—Santa Monica, Calif.
Residence—Aurora, Colo.
How Acquired—Draft #1, 1981
College—Southern California
High School—Santa Monica HS, Santa Monica, Calif.
Height—6-3
Weight—200
Pro Year—7th
Year with Broncos—7th

Dennis Smith earned his second straight Pro Bowl appearance in 1986, this time as a starter, and was named All-AFC (Pro Football Weekly) and honorable mention All-NFL (AP). He started every game in which he played, missing the games vs. New England (9/28) and at San Diego (10/12) with a groin pull. Smith led the team with 12 passes defended and posted 88 total tackles, including 66 first hits, two forced fumbles, one fumble recovery, a nine-yard sack, and an interception, that vs. Seattle (10/26). Smith broke a bone in his shoulder in the 1986 season opener vs. the Raiders (9/7) but turned in a solid performance in the next two games despite the injury. He did not play in the first playoff game but returned to start both the AFC Championship Game and Super Bowl XXI, finishing postseason play with 12 first hits and three assists. Smith made his first Pro Bowl appearance in 1985 and was named All-NFL (College and Pro Football Newsweekly) and All-AFC (UPI-2nd team) for his efforts, despite missing three games due to injuries. His three interceptions for the year all came against the Los Angeles Raiders (12/8), and he was second on the team with 17 passes defended. Smith had four quarterback sacks that year and he blocked two field goals vs. San Diego (11/17), the second of which came in overtime and was returned for a game-winning touchdown by Louis Wright. Smith was hampered early in the year by a sprained shoulder suffered in the season opener against the Los Angeles Rams (9/8), sitting out in weeks two and three. He also missed the game at San Diego (11/3) with a pulled thigh muscle. Smith had another fine season as Denver's starting strong safety in 1984, and was named All-NFL (Pro Football Weekly, College and Pro Football Newsweekly) and All-AFC (Pro Football Weekly, UPI-2nd team). Smith started all 15 games in which he played, sitting out the contest against Seattle (11/25) with a pinched nerve in his left shoulder, and he recorded three interceptions and nine passes defended to go along with his 92 tackles and three sacks. Smith turned in one of the biggest plays of that season against New England (11/4) when he scooped up a Mosi Tatupu fumble and raced 64 yards for the winning score with less than two minutes remaining, his first touchdown as a professional. In 1983 Smith recorded professional highs of four interceptions, 114 tackles, and five quarterback sacks despite missing two games with a knee sprain. Smith led all club defensive backs in tackles with 65 in 1982 and as a rookie accounted for three turnovers to go along with 45 tackles. Dennis started the last three games of the 1981 campaign at right cornerback, and Bronco coaches have utilized him occasionally as a wide receiver in obvious long passing situations because of his great jumping ability. He made his first pro interception at Chicago in 1981 and returned it 65 yards, the longest interception return by a Bronco in the past six years. He took over as Denver's strong safety in 1982 and started eight of the nine contests in that strike-shortened campaign. Bronco coaches feel that Smith has the ability to dominate at strong safety and are looking forward to an outstanding performance from him again in 1987.

COLLEGE: Dennis earned four letters in football and three more in track at Southern California, making several All-America teams following his senior season. His four-year totals included 205 tackles and 16 pass interceptions, including a team high of seven in 1978. Smith played in the Rose Bowl following the 1978 and 1979 seasons and in the Bluebonnet Bowl after the 1977 campaign. He demonstrated his athletic prowess as a seven-foot high jumper for the Trojan track team.

PERSONAL: Dennis and his wife, Andree, have two children, a daughter, Tiffany Diamond (1/26/84), and a son, Armani Joseph (6/1/87). They make their home in Aurora, Colo. Basketball and playing piano are Dennis' favorite hobbies. He works in the off-season with his own corporation. Smith lettered twice as a wide receiver and defensive back at Santa Monica HS, also earning three prep letters in track and one more in basketball.

Professional Record

Year	Club	INTERCEPTIONS					
		Games	Starts	No.	Yds.	Avg.	TD
1981	Denver	16	4	1	65	65.0	0
1982	Denver	8	8	1	29	29.0	0
1983	Denver	14	13	4	39	9.8	0
1984	Denver	15	15	3	13	4.3	0
1985	Denver	13	12	3	46	15.3	0
1986	Denver	14	14	1	0	0.0	0
TOTALS		80	66	13	192	14.8	0

ADDITIONAL STATISTICS: Recovered two fumbles, 1981; blocked one kick, 1982, recovered one fumble for 64 yards and a touchdown, 1984; blocked two field goal attempts, 1985; recovered one fumble, 1986.

QUARTERBACK SACKS: 1982 (2), 1983 (5), 1984 (1), 1985 (4), 1986 (1). Total - 13.

No. 70 DAVID DERALD (Dave) STUDDARD

Tackle



Birthdate—November 22, 1955
Birthplace—San Antonio, Tex.
Residence—Littleton, Colo.
How Acquired—FA, 1979
College—Texas
High School—Pearsall HS, Pearsall, Tex.
Height—6-4
Weight—260
Pro Year—9th
Year with Broncos—9th

Dave Studdard had another fine season at left tackle for Denver in 1986, starting 15 games in the regular season and all three postseason contests. He missed the game vs. New England (9/28) due to the flu, snapping a streak of 108 consecutive games played. Studdard caught a two-yard touchdown pass at Philadelphia (9/21) for the fourth reception and second touchdown of his career. In 1985 he had his streak of 63 consecutive starts snapped vs. Seattle (10/20) due to an ankle sprain, marking just the fifth time in his eight years with Denver that he failed to start. He had missed just six starts overall as a pro. Studdard had a superb season in 1984, allowing just one quarterback sack at his difficult left tackle position. He was a key member of the Denver offensive line that gave up the fewest number of sacks (35) since 1973. Studdard returned to his tackle position in 1983 after a year's experiment at guard. One of the best athletes on the offensive line, Studdard has recorded three pass receptions while playing tight end in short yardage situations, including one for a touchdown in a victory over Seattle in 1979. Originally a ninth round draft choice of the Baltimore Colts, he was waived by Baltimore at the end of their 1978 training camp and sat

out that season. Studdard signed with Denver for 1979, became a starting tackle immediately and made the NFL All-Rookie team. A very durable performer, Studdard has missed just one game in his eight professional campaigns.

COLLEGE: Dave lettered three times and was an All-Southwest Athletic Conference player at the University of Texas, where he was a teammate of Houston running back Earl Campbell. He graduated with a degree in physical education.

PERSONAL: Dave and his wife Cecilia have a daughter, Katie (4/1/83); and a son, Kasey (7/1/84). They make their home in the Denver suburb of Littleton. In the off-season Dave works as a loan originator for Metropolitan Mortgage Company. An avid outdoorsman, he lists hunting as his favorite hobby. At Pearsall (Texas) HS he earned 11 letters, three in football as a tight end, three in basketball as a center, three as a weight man in track and field, and two more in baseball as a first baseman. Studdard is a nephew of Howard Fes, former guard with Cincinnati and Tampa Bay.

Professional Record

GAMES PLAYED: 1979 (16), 1980 (16), 1981 (16), 1982 (9), 1983 (16), 1984 (16), 1985 (16), 1986 (15).

GAMES STARTED: 1979 (16), 1980 (12), 1981 (16), 1982 (9), 1983 (16), 1984 (16), 1985 (15), 1986 (15).

ADDITIONAL STATISTICS: Caught one pass for two yards and a touchdown, 1979; recovered one fumble, 1980; caught one pass for 10 yards, 1981; returned two kickoffs for eight yards and recovered one fumble, 1983; caught one pass for minus four yards, 1984; recovered two fumbles, 1985; caught one pass for two yards and a touchdown, and recovered one fumble, 1986.

NO. 61 ANDRE TOWNSEND

Defensive End/Nose Tackle



Birthdate—October 8, 1962
Birthplace—Chicago, Ill.
Residence—Columbus, Miss.
How Acquired—Draft #2, 1984
College—Mississippi
High School—Aberdeen HS, Aberdeen, Miss.
Height—6-3
Weight—265
Pro Year—4th
Year with Broncos—4th

Andre Townsend moved into a starting spot at defensive end for the Broncos in 1986, and he was one of only nine Broncos to start all 16 regular season games, in addition to the three postseason contests. He finished the season with 42 first hits, 70 total tackles, and 2½ sacks for 33 yards. Townsend scored the first touchdown of his professional career vs. Kansas City (11/16) on a seven-yard fumble return. He split playing time with Barney Chavous in 1985 and recorded his first professional start in that campaign's opening game, at the Los Angeles Rams. Townsend was in on 30 tackles that year, high among reserve linemen, and he posted five sacks for the second straight year, including two at Atlanta (9/22). Against Miami (9/29) Townsend knocked down two passes and became the first player in 1985 to sack Dan Marino. Townsend had a good rookie season as Denver's first choice in the 1984 draft registered five sacks, which led all reserve linemen, and 51 tackles. He played primarily at defensive end in 1984 and had his best game against New England, when he sacked the quarterback twice and was in on 13 tackles. Townsend has impressed Bronco coaches with his outstanding play in short-yardage and goal-line situations.

COLLEGE: Andre was a three-year starter at the University of Mississippi, where he earned second team All-Southeastern Conference honors in his junior and senior years and was a third-team Football News All-America selection in his final collegiate campaign. He was named defensive MVP against Air Force in the 1983 Independence Bowl and also had an excellent game in the Senior Bowl that year, registering two sacks and blocking the game-tying extra point attempt in the South's 21-20 victory. He majored in urban administration.

PERSONAL: Andre is single and resides in Columbus, Miss. He was born in Chicago, Ill., but grew up in Aberdeen, Miss., where he earned six varsity letters, two each in football, basketball, and track at Aberdeen HS. Andre received all-state honors as well as honorable mention All-America acclaim as a senior gridder, making All-Little 10 Conference on both offense (TE) and defense (DT). Andre also led his high school basketball team in scoring with a 19.9 average. He has a daughter, Devin Andrenet (11/2/84).

Professional Record

GAMES PLAYED: 1984 (16), 1985 (16), 1986 (16).

GAMES STARTED: 1984 (0), 1985 (1), 1986 (16).

ADDITIONAL STATISTICS: Recovered one fumble, 1984; recovered one fumble, 1985; recovered one fumble for seven yards and a touchdown, 1986.

QUARTERBACK SACKS: 1984 (5), 1985 (5), 1986 (2½). Total - 12½.

No. 81 STEPHEN ROSS (Steve) WATSON *Wide Receiver*



Birthdate—May 28, 1957
Birthplace—Baltimore, Md.
Residence—Aurora, Colo.
How Acquired—FA, 1979
College—Temple University
High School—St. Mark's HS, Wilmington, Del.
Height—6-4
Weight—195
Pro Year—9th
Year with Broncos—9th

Steve Watson turned in another strong performance at wide receiver in 1986 despite recording the lowest reception total in a 16-game season since his rise to prominence in 1981, due primarily to the Broncos' more diversified passing attack. He caught 45 passes for 699 yards and two touchdowns in the regular season, and had six catches for 130 yards in the three postseason games, including a 28-yard reception vs. Cleveland in the AFC Championship Game (1/11) that set up the winning field goal in overtime. Watson has gained 5,945 yards in receptions, second most in franchise history, and his 342 catches are third in team annals. He holds the longest active consecutive games played streak on the team, at 121 games, having never missed a contest as a pro. Watson saw his consecutive games with a reception streak snapped at 49 when he did not record a catch at Philadelphia (9/21), but that streak stands as the second longest in Bronco history. He led Denver in receiving in 1985 with 61 catches for 915 yards and five touchdowns. He had five games with over 80 yards receiving that year, with his season high of 97 yards coming against Kansas City (12/14). Watson had a tremendous season in 1984, catching his pro high of 69 passes (sixth in the AFC) for 1,170 yards (fourth in the AFC), averaging 17.0 yards per catch and scoring seven touchdowns while recording his third 1,000-yard campaign. Watson combined with running back Sammy Winder to give Denver 1,000-yard

performers in both receiving and rushing for the first time in franchise history. Watson's sterling 1984 performance included three regular season 100-yard games and one more in the playoffs, giving him a career total of 16. In the Broncos' division playoff game against Pittsburgh (12/30) he caught his pro high of 11 passes for 177 yards. Watson was named by his teammates as Denver's offensive most valuable player in 1984, an honor which he also received in 1981 and 1983. Watson had a brilliant season in 1981, leading the AFC in reception yardage with 1,244 and pacing the entire NFL in reception touchdowns with 13. His rise to prominence was one of the NFL's most remarkable stories in 1981, as the former free agent from Temple moved into the starting lineup in the second week of the season and rewrote the Bronco record books. He caught 60 passes and set new team records for reception yards (the previous record was 1,235, set by Lionel Taylor in 1960) and TDs (the previous record was 12 by Taylor in 1960). His 13 TDs tied the Denver single season total recorded by Floyd Little in 1972 and 1973. He was named All-AFC by UPI and earned a trip to the Pro Bowl in 1981. Watson has had 16 100-yard games, with his high yardage total of 183 coming at Los Angeles against the Rams in 1982, also posting his single game regular season reception high of 10 in that contest. He has caught touchdown passes of 95 and 93 yards, and holds the Denver record for longest non-scoring reception with an 86-yard play against Kansas City in 1981. Steve caught three TD passes against Baltimore in 1981, scored twice in three other games, and had a streak of at least one TD pass in five straight games that year. Not drafted, Watson signed with Denver in 1979 and has played in every Bronco game since then, being used primarily as a special teams player in his first two years.

COLLEGE: Steve was a four-year letterman at wide receiver for Temple and was selected to the All-East team, playing in the East-West Shrine Game to close out his college career. He also won three letters and two conference championships as a long jumper, graduating with a degree in parks administration.

PERSONAL: Steve and his wife Pam have a daughter, Brittany (6/21/86) and the family makes its home in Aurora, Colo. Steve and his wife worked during the off-season with the Samaritan Shelter and chaired the organization's Buy-A-Brick campaign, which helped finance a new shelter for the homeless. In addition, he worked during the past off-season as a loan officer at Union National Bank. He is presently studying for an associate degree in financial planning and plans to pursue a master's degree in business. Watson was a nine-letter man at St. Mary's HS in Wilmington, Del., earning three each in football, basketball, and track. Steve is extremely active in community service work and in 1983 was the Broncos' Miller NFL Man of the Year, finishing among the top five in the national competition. He was the honorary chairman of the American Cancer Society in Colorado for 1982 and also has been involved in promotional work for the Children's Hospital of Denver, the March of Dimes, and the Multiple Sclerosis Foundation.

Professional Record

Year	Club	RECEIVING					
		Games	Starts	No.	Yds.	Avg.	TD
1979	—Denver	16	0	6	83	13.8	0
1980	—Denver	16	1	6	146	24.3	0
1981	—Denver	16	13	60	1,244	20.7	13
1982	—Denver	9	9	36	555	15.4	2
1983	—Denver	16	16	59	1,133	19.2	5
1984	—Denver	16	16	69	1,170	17.0	7
1985	—Denver	16	15	61	915	15.0	5
1986	—Denver	16	16	45	699	15.5	3
TOTALS		121	86	342	5,945	17.4	35

ADDITIONAL STATISTICS: Recovered one fumble, 1980; rushed twice for six yards, recovered two fumbles, 1981; rushed once for minus four yards, fumbled once, 1982; rushed three times for 17 yards, fumbled once, 1983.

No. 47 GERALD WILLIAM WILLHITE

Running Back



Birthdate—May 30, 1959
Birthplace—Sacramento, Calif.
Residence—Rancho Cordova, Calif.
How Acquired—Draft #1, 1982
College—San Jose State
High School—Cordova HS, Rancho Cordova, Calif.
Height—5-10
Weight—200
Pro Year—6th
Year with Broncos—6th

Gerald Willhite had a big season in 1986 as Denver's versatile all-purpose performer, earning second-team All-AFC honors (UPI). He led the team with 64 receptions, the most ever by a Bronco running back and tied for the eighth-best single season total in franchise history. Willhite was one of only two Broncos to record a reception in all 16 games, and his seven catches against the New York Jets (10/20) tied for the best single game total for Denver last season. He gained 365 yards and scored three times on receptions, and ranked second on the club in rushing with 85 carries for 365 yards and five touchdowns. Willhite had a 42-yard run at Philadelphia (9/21), the longest run for Denver in 1986. He averaged 11.1 yards on 42 punt returns, a figure that led the team and ranked second in the AFC and third in the NFL, and he scored a touchdown on a 70-yard return against Kansas City (11/16). Along the way Willhite also returned three kickoffs and completed one of four passes. He scored nine touchdowns last season and had two three-TD games (vs. Dallas, 10/5, and vs. Kansas City, 11/16), the first time a Bronco has ever had two in one season. Through the three postseason games Willhite rushed 10 times for 23 yards, scoring on a one-yard run vs. Cleveland in the AFC Championship Game (1/11). He also caught seven passes for 59 yards and averaged 5.6 yards on five punt returns. For his career, Willhite has posted 4,431 total yards rushing, receiving, and on punt and kickoff returns. He has rushed 341 times for 1,508 yards, the sixth highest yardage total in team history, and his 4.42 yards per carry is the highest all-time average among Denver running backs. He has caught 116 passes, eighth in club annals, for 1,504 yards and five TDs. His average of 10.69 on 84 punt returns ranks fifth in team history as well. He had a good season in 1985 despite a knee injury that hampered him throughout the season. He rushed 66 times for 237 yards and three touchdowns, including two at Kansas City (10/27) before suffering a concussion that caused him to leave the game. Against the Los Angeles Raiders (11/24) Willhite posted the best rushing totals of his career with 85 yards on 24 carries. He was third on the team in receptions with 35 for 297 yards and a score, and also returned 16 punts for a 10.4 average, Denver's highest in 1985, returning two kickoffs as well. He had a fine season in 1984, ranking second on the club in rushing with a career-high 371 yards, third in reception yardage with 298, and his 200 yards in punt returns was the team high. Willhite, in 1984, had Denver's longest run from scrimmage (52 yards), longest punt return (35 yards) and kickoff return (40 yards), as well as the team's second longest reception (63 yards). Willhite had a disappointing season in 1983, missing the first eight regular season games with a strained hamstring. He led the team that year with a rushing average of 4.4 yards per carry and his 10.9 average on 10 receptions was tops among all backs who had 10 or more catches. As Denver's first-round draft choice in 1982, Willhite led the club in rushing with 347 yards, and he racked up 974 all-purpose yards in his strike-shortened rookie season.

COLLEGE: Gerald made honorable mention All-America and earned All-Pacific Coast Athletic Association honors as a senior at San Jose State, finishing his career as the leading ballcarrier in Spartan history. Willhite rushed for 2,364 yards in two seasons, also catching 107 passes for 927 yards and scoring 28 touchdowns. He had two consecutive seasons with over 1,000 yards rushing and more than 50 receptions, making him one of only two players ever to accomplish that feat. Gerald capped his college career with appearances in the East-West Shrine Game and the Olympia Gold Bowl. He also made All-PCAA in 1980 and was the conference's offensive player of the year as a junior. Willhite transferred to San Jose State from American River JC in Sacramento, which was where he first played organized football as a freshman. A recreation major, he also lettered four times in track as a sprinter.

PERSONAL: Gerald is married (Paula) and makes his off-season home in Rancho Cordova, Calif. where he earned prep letters in track and wrestling at Cordova HS. His hobbies include fishing and horseback riding.

Professional Record

Year	Club	RUSHING						RECEIVING			
		Games	Starts	Att.	Yds.	Avg.	TD	No.	Yds.	Avg.	TD
1982	Denver	9	2	70	347	5.0	2	26	227	8.7	0
1983	Denver	8	0	43	188	4.4	3	14	153	10.9	1
1984	Denver	16	1	77	371	4.8	2	27	298	11.0	0
1985	Denver	15	4	66	237	3.6	3	35	297	8.5	1
1986	Denver	16	12	85	365	4.3	5	64	529	8.3	3
TOTALS		64	19	341	1,508	4.4	15	116	1,504	9.1	5

Year	Club	PUNT RETURNS				KICKOFF RETURNS			
		No.	Yds.	Avg.	TD	No.	Yds.	Avg.	TD
1982	Denver	6	63	10.5	0	17	337	19.8	0
1983	Denver	0	0	0.0	0	0	0	0.0	0
1984	Denver	20	200	10.0	0	4	109	27.3	0
1985	Denver	16	167	10.4	0	2	40	30.0	0
1986	Denver	42	468	11.1	1	3	35	11.7	0
TOTALS		84	898	10.7	1	26	521	20.0	0

ADDITIONAL STATISTICS: Passed twice, once incomplete and one intercepted, and fumbled five times, 1982; passed once, incomplete, 1983; attempted two passes with one completion for 20 yards and recovered two fumbles, 1984; fumbled twice, 1985; completed one of four passes for 11 yards, fumbled five times and recovered three fumbles, 1986.

No. 45 STEVEN ANTHONY (Steve) WILSON

Cornerback



Birthdate—Aug. 24, 1957
Birthplace—Los Angeles, Calif.
Residence—Westminster, Colo.
How Acquired—FA, 1982
College—Howard
High School—Northern HS, Durham, N.C.
Height—5-10
Weight—195
Pro Year—9th
Year with Broncos—6th

Steve Wilson turned in another strong performance in 1986 as one of the key performers in Denver's defensive backfield. He finished the regular season with 56 total tackles, eight passes defensed, and an interception. Wilson caught a 43-yard touchdown pass out of punt formation vs. Kansas City (11/16) for his first professional score. In the 1986 postseason Wilson recorded eight tackles and led the Bronco defensive backs with five passes de-

fensed, including three in the AFC Championship Game at Cleveland (1/11). He had a fine year in 1985, posting three interceptions, 12 passes defended, and a fumble recovery. He started four of the first five games of the season when injuries struck the defensive backfield, but missed the next two contests with a sprained ankle. He had two interceptions at Pittsburgh (12/1), playing almost the entire game for the injured Louis Wright. He intercepted four passes in 1984 and led all reserve defensive backs with 48 tackles. All five of Wilson's interceptions in 1983 came during his three weeks as a starter, including a career-high three in Denver's 38-27 win over Seattle. Wilson was also second on the team in kickoff returns with 24 for 485 yards and a 20.2 average, and he also caught 12-yard pass in Denver's playoff loss to the Seahawks. Wilson joined the Broncos one game into the 1982 season and intercepted two passes, one of which came in the closing seconds to secure a win over the Los Angeles Rams. Originally signed by Dallas as a free agent wide receiver, Wilson led the Cowboys in punt returns in 1979 while catching three passes for a 25.3 average. He converted to cornerback in 1980 and started 11 games there, intercepting four passes in the regular season and two more in the playoffs. He led the Cowboys that year in passes defended with 41 and started the first four games of 1981 before being displaced by Everson Walls. Wilson moved back to wide receiver in 1982, but was a late cut and subsequently joined the Broncos. He is an excellent athlete, as his pro experience on offense, defense, and special teams indicates. He has missed just three games in his pro career.

COLLEGE: Steve finished his four-year Howard University career as the Washington, D.C. school's all-time leading receiver and kick returner. Wilson caught 94 passes for 1,399 yards and 12 touchdowns, all Howard records. He earned All-Mid-Eastern Conference honors in 1978, and has a degree in marketing from Howard.

PERSONAL: Steve and his wife Cathy have two sons, Ryan Anthony (11/2/82) and Brenton (10/3/86), and the family makes its home in Westminster, Colo. A Los Angeles native, he was raised in Durham, N.C., and graduated from Durham's Northern HS. Steve is the son of "Touchdown" Tommy Wilson, a two-time Pro Bowl running back with the Los Angeles Rams (1956-61) who also played for the Cleveland Browns and Minnesota Vikings.

Professional Record

Year Club	INTERCEPTIONS							RECEIVING			
	Games	Starts	No.	Yds.	Avg.	TD		No.	Yds.	Avg.	TD
1979—Dallas	16	0	0	0	0.0	0		3	76	25.3	0
1980—Dallas	16	11	4	82	20.5	0		0	0	0.0	0
1981—Dallas	16	4	2	0	0.0	0		0	0	0.0	0
1982—Denver	8	3	2	22	11.0	0		0	0	0.0	0
1983—Denver	16	3	5	91	18.2	0		0	0	0.0	0
1984—Denver	15	1	4	59	14.8	0		0	0	0.0	0
1985—Denver	14	4	3	8	2.7	0		0	0	0.0	0
1986—Denver	16	0	1	-5	-5.0	0		1	43	43.0	1
TOTALS	117	26	21	257	12.2	0		4	119	29.8	1

Year Club	KICKOFF RETURNS					PUNT RETURNS			
	No.	Yds.	Avg.	TD		No.	Yds.	Avg.	TD
1979—Dallas	19	328	17.2	0		35	236	6.8	0
1980—Dallas	7	139	19.9	0		0	0	0.0	0
1981—Dallas	2	32	16.0	0		0	0	0.0	0
1982—Denver	6	123	20.5	0		0	0	0.0	0
1983—Denver	24	485	20.2	0		0	0	0.0	0
1984—Denver	0	0	0.0	0		0	0	0.0	0
1985—Denver	0	0	0.0	0		0	0	0.0	0
1986—Denver	0	0	0.0	0		0	0	0.0	0
TOTALS	58	1,107	19.1	0		35	236	6.8	0

ADDITIONAL STATISTICS: Recovered one fumble, 1981; recovered one fumble for one yard, 1982; fumbled once and recovered one fumble, 1983; fumbled once, recovered one fumble, 1984; recovered one fumble, 1985.

No. 23 SAMMY WINDER

Running Back



Birthdate—July 15, 1959
Birthplace—Madison, Miss.
Residence—Jackson, Miss.
How Acquired—Draft #5, 1982
College—Southern Mississippi
High School—Ridgeland HS, Madison, Miss.
Height—5-11
Weight—203
Pro Year—6th
Year with Broncos—6th

Sammy Winder made his second trip to the NFL Pro Bowl in 1986 after leading Denver in rushing for the fifth consecutive season. He gained 789 yards on 240 carries, seventh in the AFC, and caught 27 passes for 171 yards. Winder led the AFC and set a new team record with 14 touchdowns last season, nine rushing and five by reception. He had his best day rushing in 1986 at Philadelphia (9/12), gaining 104 yards on 20 carries. Winder scored twice in that game and had his longest run of the season as well, covering 31 yards. During the 1986 postseason Winder gained 185 yards on 49 carries and caught seven passes for 52 yards. Against New England in the divisional playoff game (1/4) he carried the ball 19 times for 102 yards, a Denver playoff record. Winder's career totals of 996 carries for 3,673 yards rank third in team history behind Floyd Little and Otis Armstrong, and he has caught 125 passes for 889 yards. He has scored 33 touchdowns overall, and his 25 rushing TDs are tied for second in Bronco annals. Winder paced the team in 1985 with 715 yards on 166 attempts, while scoring eight rushing TDs. He also caught 31 passes for 197 yards, setting a personal single game high at Indianapolis (10/13) with 63 yards on five receptions. He suffered a knee injury vs. San Diego (11/17) and underwent arthroscopic surgery on the following day, then starting at Pittsburgh (12/1) just 13 days later. A tough competitor, Winder was an opening day starter for Denver despite missing most of training camp due to an appendectomy. Winder had an outstanding season in 1984, as the Southern Mississippi back rushed for over 1,000 yards and was tabbed as Denver's lone representative in the Pro Bowl. His 1,153 yards rushing ranked third in the AFC and 11th in the NFL, and was the second highest total in Bronco history. Winder was the first Bronco back since Otis Armstrong in 1976 to reach the 1,000-yard plateau, and he also set Denver records for number of attempts in a season (296) and in a single game (34 at Los Angeles Raiders, 10/28). Winder was second highest on the team in receptions as well, catching 44 passes for 288 yards, and his 1,441 total yards from scrimmage ranked second in the conference. He ran for two 100-yard games and had four more games in which he gained over 90 yards on the ground. Winder was also second on the team in touchdowns scored with six. Winder moved into a starting role in 1983, rushing for 757 yards despite missing two whole games and virtually all of another with a sprained ankle. He was ranked 12th in the AFC and his rushing total was the eighth highest in Bronco history. Winder's best day as a pro came that year at Houston, where he rushed 29 times for 165, the third highest single game total in Bronco history. He recorded his longest run from scrimmage as a pro with a 52-yard jaunt at Houston. Two weeks earlier he had rushed for 119 yards against the Los Angeles Raiders, which was the first time since 1980 that a Bronco back had gone over 100 yards in a game. Winder was drafted by the Broncos in the fifth round in 1982 and he rushed for 259 in his strike-shortened rookie season.

COLLEGE: Sammy was an extremely productive player at Southern Mississippi, setting school career records for rushing attempts (736), rushing touchdowns (39), and points (234). The second all-time leading Southern Mississippi rusher, he gained 3,114 yards there and led the nation in scoring in 1980 with 20 TDs for 120 points. A two-time All-South Independent selection and honorable mention All-America, Winder had nine 100-yard games in his career and had a personal high of 175 rushing yards against Memphis State in 1981. He earned four college letters.

PERSONAL: Sammy is single and makes his off-season home in Jackson, Miss. He graduated from Ridgeland HS in his native Madison, Miss., lettering three times as a fullback and four times in track and field. Sammy lists hunting and fishing as his favorite hobbies.

Professional Record

Year	Club	RUSHING						RECEIVING			
		Games	Starts	Att.	Yds.	Avg.	TD	No.	Yds.	Avg.	TD
1982	Denver	8	2	67	259	3.9	1	11	83	7.5	0
1983	Denver	14	13	196	757	3.9	3	23	150	6.5	0
1984	Denver	16	15	296	1,153	3.9	4	44	288	6.5	2
1985	Denver	14	12	197	715	3.6	8	31	197	6.4	0
1986	Denver	16	15	240	789	3.3	9	26	171	6.6	5
TOTALS		68	57	996	3,673	3.7	33	125	889	7.1	7

ADDITIONAL STATISTICS: Fumbled once, recovered one fumble, 1982; fumbled seven times, 1983; fumbled five times, recovered two fumbles, 1984; fumbled four times, recovered one fumble, 1985; fumbled twice, recovered one fumble, 1986.

No. 52 KENNETH EMIL (Ken) WOODARD *Linebacker*



Birthdate—January 22, 1960
Birthplace—Detroit, Mich.
Residence—Detroit, Mich.
How Acquired—Draft #10, 1982
College—Tuskegee Institute
High School—Martin Luther King HS, Detroit, Mich.
Height—6-1
Weight—218
Pro Year—6th
Year with Broncos—6th

Ken Woodard will battle for the starting right outside linebacker spot in 1987 as he enters his sixth season with the Broncos. Woodard saw considerable playing time last season and finished fifth on the team in the regular season with 93 total tackles. Woodard scored on a 16-yard fumble return in the season opener vs. the L.A. Raiders (9/7), and also posted three sacks, three forced fumbles, and two passes defensed. Woodard has played in every game since he came to Denver in 1982 and his streak of 73 consecutive games played is tied for the fifth longest active streak on the team. He started the first nine games of 1985 in place of the injured Tom Jackson, and shared time with Jackson thereafter. Woodard led all Orange Crush linebackers in first hits with 70 that year and had three quarterback sacks as well. He recorded the only interception by a non-defensive back in the campaign, ending Kansas City's final drive (12/14) in Denver's 14-13 win. He had a fine campaign in 1984 as well. Woodard recorded his first career interception at Detroit (10/7), his hometown, and returned it 27 yards for a touchdown. Woodard started against Cincinnati (9/2) and at Chicago (9/9), and finished the season with 49 tackles, three quarterback sacks, and three passes defensed. A consistent member of Denver's special teams, Woodard was named by teammates as that unit's most valuable player for the second consecutive year in 1984. He played in every game in 1983, making his first professional start

against San Diego, in place of the injured Tom Jackson. He was credited with two quarterback sacks and he recovered a fumble while playing at his right outside linebacker position. Woodard, a tenth round draft choice in 1982, has been timed at 4.5 seconds in the 40-yard dash.

COLLEGE: Ken was a four-year letter winner at Tuskegee Institute in Tuskegee, Ala., where recorded 10 quarterback sacks, intercepted three passes, and recovered two fumbles in a banner 1981 campaign. Woodard made All-Southern Intercollegiate Athletic Conference three times, won a berth on the Sheridan Black Network small college All-America team, and played in both the Blue-Gray and Black College All-Star games as a senior. He was team captain in his second year.

PERSONAL: Ken is single and makes his off-season home in his native Detroit, Mich., where he earned seven prep letters at Martin Luther King HS. He lettered three times each in football and swimming and once in track (440 and 880-yard relays). During the off-season, Ken has worked toward completing his major in computer science. Ken lists swimming as his hobby.

Professional Record

Year	Club	Interceptions					
		Games	Starts	No.	Yds.	Avg.	TD
1982	Denver	9	0	0	0	0.0	0
1983	Denver	16	1	0	0	0.0	0
1984	Denver	16	2	1	27	27.0	1
1985	Denver	16	9	1	18	18.0	0
1986	Denver	16	1	0	0	0.0	0
TOTALS		73	13	2	45	22.5	1

ADDITIONAL STATISTICS: Recovered one fumble, 1983; recovered one fumble for 16 yards and a touchdown, 1986.

QUARTERBACK SACKS: 1983 (2), 1984 (3), 1985 (3), 1986 (3). Total - 11.

No. 20 LOUIS DONNEL WRIGHT *Cornerback*



Birthdate—January 31, 1953
Birthplace—Gilmer, Texas
Residence—Aurora, Colo.
How Acquired—Draft #1, 1975
College—San Jose State
High School—Bakersfield HS, Bakersfield, Calif.
Height—6-3
Weight—200
Pro Year—13th
Year with Broncos—13th

Louis Wright continued his fine play as Denver's starting left cornerback in 1986, his 12th season in a Bronco uniform. He had three interceptions last year, with two coming against Dallas (10/5), including one that was returned for 56 yards. Wright finished out the regular season with 77 total tackles, nine passes defensed, and a fumble recovery. He had 17 total tackles and two passes defensed in the postseason and was named by Denver coaches as the defensive player of the game for his nine tackle performance at Cleveland in the AFC Championship. Wright started every game last season and is one of only three Broncos, along with Tom Jackson and Steve Foley, to have started all 10 postseason contests in Denver team history. He is tied for fifth in club annals with Rubin Carter at 166 games played, and is fourth in games started with 163. In addition, Wright's 26 career interceptions are ranked fourth in the team record book. He had an excellent season in 1985 and was named to the Pro Bowl for the fifth time in his career, also receiving All-AFC honors (UPI) for a campaign in which he tied teammate Mike

Harden for the club lead in interceptions with five. Wright's five Pro Bowl honors mark the franchise high for a defensive back. He scored a game-winning touchdown on a 60-yard return of a blocked field goal attempt vs. San Diego (11/17) in overtime. Wright suffered a knee sprain during the 1985 preseason and sat out the opener at the Los Angeles Rams (9/8), also missing most of the game at Pittsburgh (12/1) with a bruised thigh. He defended 15 passes and was in on 44 tackles that year. Wright had another outstanding season in 1984, giving up only one touchdown pass in the regular season and scoring his first touchdown since 1977. Wright was named All-NFL by the Sporting News and Pro Football Weekly and earned second team honors from the College and Pro Football Weekly and NEA. He made the Pro Football Weekly All-AFC squad and was a second team All-AFC selection by UPI, and was named most valuable defensive player by his teammates for the second time in the last four years. Wright saw only limited action in the 1984 preseason due to a strained calf and a pulled thigh muscle that hampered him throughout training camp. He played but did not start in the season opener against Cincinnati (9/2), but he went on to start every game after that. Against Green Bay in a nationally televised contest Wright scored on a 27-yard fumble return on the Packers' second offensive play from scrimmage (Steve Foley scored on a fumble return on Green Bay's first play). He also recorded an interception in 1984 and broke up 14 passes. Wright had a career-high six interceptions in 1983 and was named to the Pro Bowl for his efforts, also having been named to the team in 1977, 1978 and 1979. A first-round draft choice by Denver from San Jose State in 1975, Wright has recorded a 4.4 second time in the 40-yard dash.

COLLEGE: Louis had an outstanding two-year career at San Jose State after transferring from Bakersfield JC, lettering twice as a defensive back and capping his career with appearances in the East-West Shrine Game and the College All-Star Game. He was an All-Coast football selection, and also won two letters as a 9.6 sprinter in the 100, posted a 21.2 time in the 220, a 47.6 in the 440, and had a long jump of 25'7" for the track team. Wright majored in business management.

PERSONAL: Louis and his wife Vicki have two daughters, Summer Marie (3/12/79) and Kyla Lynn (10/1/82) and the family makes its home in Aurora, Colo. At Bakersfield (Calif.) HS, Louis played wide receiver and defensive end in earning two varsity letters, in addition to winning two track letters as a sprinter and long jumper.

Professional Record

Year	Club	INTERCEPTIONS					
		Games	Starts	No.	Yds.	Avg.	TD
1975	—Denver	11	9	2	9	4.5	0
1976	—Denver	14	14	0	32 (yds. on lat'l)	0	
1977	—Denver	14	14	3	128	42.7	1
1978	—Denver	16	16	2	2	1.0	0
1979	—Denver	16	16	2	2	10.0	0
1980	—Denver	15	15		None		
1981	—Denver	8	8		None		
1982	—Denver	9	9	2	18	9.0	0
1983	—Denver	16	16	6	50	8.3	1
1984	—Denver	16	15	1	1	1.0	0
1985	—Denver	15	15	5	44	8.8	0
1986	—Denver	16	16	3	56	18.7	0
TOTALS		166	163	26	360	13.8	1

ADDITIONAL STATISTICS: Recovered one fumble for four yards, 1975; recovered one fumble, 1976; recovered two fumbles, 1978; recovered one fumble for four yards, ran 78 yards for a touchdown after a lateral from Randy Gradishar, and blocked one kick, 1979; recovered one fumble for -5 yards, 1981; recovered one fumble, 1982; returned one punt for 0 yards, recovered one fumble for 40 yards, fumbled once, 1983; recovered two fumbles, returned one 27 yards for touchdown, 1984; recovered one fumble and returned a blocked field goal 60 yards for a touchdown, 1985; recovered one fumble, 1986.

NFL PLAYER PERSONNEL DATES AND INFORMATION FOR 1987

- July 6 — 24-hour waivers period begins.
- Sept. 1 — Roster cutdown to maximum of 60 players.
- Sept. 7 — Roster cutdown to maximum of 45 players.
- Sept. 29 — Priority on multiple waiver claims is now based on the current season's standing.
- Oct. 20 — Trading deadline — all trading ends.
- Oct. 20 — Clubs may begin signing free agent players for the 1988 season; such Future List players will remain eligible to sign as free agents for 1987 with no options in their 1987 contracts.
- Dec. 30 — Deadline for postseason participants to sign free agents for playoffs, except punters or kickers. Players from reserve lists may be added to rosters during playoff period only under applicable reactivation procedures.
- Feb. 8 — Trading period begins.
- Feb. 8 — Waiver system begins for 1988.

Reserve List

The Reserve List is a status for players who, for reasons of injury, retirement, military service, or other circumstances, are not immediately available for participation with a club. Those players in the category of Reserve/Injured who were physically unable to play football for a minimum of four weeks from the date of going onto Reserve may be re-activated by their clubs upon clearing procedural recall waivers; in addition, each club will have eight free reactivations for players meeting the four-week requirement, but only three of the free re-activations can be used for a player placed on Reserve/Injured prior to or concurrent with the final cutdown on September 7. Clubs participating in postseason competition will be granted an additional free re-activation. Players not meeting the four-week requirement may not return in the same season to the Active List of the club which originally placed them on Reserve, but may be assigned through the waiver system to other clubs. Players in the category of Reserve/Retired may not be reinstated during the period from 30 days before the end of the regular season on through the postseason.

OTHER PLAYERS

Included are biographies of players who were on injured reserve for all of last season.

No. 72 DALLAS L. CAMERON

Linebacker



Birthdate—November 6, 1962
Birthplace—Lake City, S.C.
Residence—Westminster, Colo.
How Acquired—FA, 1986
College—Miami (Fla.)
High School—Melbourne HS, Melbourne, Fla.
Height—6-2
Weight—242
Pro Year—1st
Year with Broncos—1st

Dallas Cameron will be entering his third training camp with the Broncos in 1987. He joined the team last season as a free agent, but suffered a knee injury during camp and spent the entire season on injured reserve. Cameron was drafted by the Broncos in the seventh-round of the 1985 draft as a nose tackle, but was one of the team's last preseason cuts, and he had a subsequent tryout with the Indianapolis Colts. Cameron made the switch to linebacker prior to Denver's 1986 training camp.

COLLEGE: Cameron played all along the defensive line at Miami (Fla.), where he played from 1981-84.

PERSONAL: Dallas is single and lives in the Denver suburb of Westminster. A Lake City, S.C. native, he attended Melbourne (Fla.) HS, earning three letters in football, and two in both basketball and track. Cameron has a degree in finance, and he enjoys fishing, pool, and basketball.

Professional Record

GAMES PLAYED: 1986 (0 - injured reserve).

No. 32 JOSEPH ANTHONY (Joe) DUDEK

Running Back



Birthdate—January 22, 1964
Birthplace—Dorchester, Mass.
Residence—Quincy, Mass.
How Acquired—FA, 1986
College—Plymouth State
High School—North Quincy HS, Quincy, Mass.
Height—6-0
Weight—200
Pro Year—1st
Year with Broncos—1st

Joe Dudek joined the Broncos as a rookie free agent in 1986, but suffered a shoulder injury in training camp and spent the entire season on injured reserve.

COLLEGE: Dudek set NCAA records for most touchdowns (79) and most points scored (474) during his career at Plymouth State in New Hampshire. He posted the third highest rushing total in NCAA

history with 5,570 yards and his 7.1 average per carry is an NCAA record. Dudek, who played for the Panthers in 1982-85, set 23 NCAA Division III records. His senior campaign included eight games of over 100 yards rushing, and three of over 200 yards, including a high of 274 yards vs. Bridgewater State. He closed out his college career with an appearance in the Japan Bowl.

PERSONAL: Joe is single and resides in Quincy, Mass., where he attended North Quincy HS.

Professional Record

GAMES PLAYED: 1986 (0 - injured reserve).

No. 66 JAMES ALLEN (Jim) JURIGA

Tackle



Birthdate—September 12, 1964
Birthplace—Fort Wayne, Ind.
Residence—Aurora, Colo.
How Acquired—Draft #4, 1986
College—Illinois
High School—Wheaton North HS, Wheaton, Ill.
Height—6-6
Weight—275
Pro Year—1st
Year with Broncos—1st

Jim Juriga came to the Broncos as the club's fourth-round draft choice in 1986, but he suffered a knee injury before the final preseason game and spent the entire season on injured reserve. He had been installed into the starting lineup before the injury and started in the preseason contest vs. San Francisco (8/23). Bronco coaches are impressed with his run and pass blocking abilities, and Denver trainers expect him to be ready for the start of the 1987 training camp.

COLLEGE: Juriga played both guard and tackle at Illinois, where he was one of the top linemen in the Big Ten during his four-year career. He received all-star honors after each of his four years as a lineman for the Fighting Illini, playing tackle in his first three seasons and guard as a senior. He was an Outland Trophy candidate in his final college campaign and was named All-Big Ten and Academic All-Big Ten that year, finishing out his collegiate career with an appearance in the Hula Bowl. He was first-team All-Big Ten at tackle in his sophomore and junior seasons and in 1982 was picked by the Football News as the most valuable freshman lineman in the nation, also earning consensus frosh All-American honors.

PERSONAL: Jim is single and resides in Aurora, Colo., a suburb of Denver. Born in Fort Wayne, Ind., he attended Wheaton North HS in Wheaton, Ill., where he lettered twice in football and four times in track. Juriga was a high school All-American and played on the class 4A state championship team in 1981 and on the runner-up Illinois prep team in 1980. He majored in agricultural science and plans to go on to veterinary school. Jim lists hunting, fishing and scuba diving as his hobbies.

Professional Record

GAMES PLAYED: 1986 (0 - injured reserve).

No. 97 BRUCE ARNOLD KLOSTERMANN *Linebacker*



Birthdate—April 17, 1963
Birthplace—Dubuque, Iowa
Residence—Aurora, Colo.
How Acquired—Draft #8, 1986
College—South Dakota State
High School—Beckman HS, Dyersville, Iowa
Height—6-4
Weight—225
Pro Year—1st
Year with Broncos—1st

Bruce Klostermann was drafted in the eighth round by the Broncos in 1986, but he injured a knee during the preseason and spent the campaign on injured reserve.

COLLEGE: Klostermann earned second team All-North Central Conference honors as a senior at South Dakota State despite missing the final three conference games with injuries. He began his college career at Waldorf (Iowa) Community College and then attended the University of Iowa for one semester before transferring to South Dakota State. While in junior college Klostermann earned all-region honors and was a JC All-America nominee.

PERSONAL: Bruce is single and resides in the Denver suburb of Aurora. Born in Dubuque, Iowa, he graduated from Beckman HS in Dyersville, Iowa, and earned all-state honors while lettering twice in football, also winning two prep letters in basketball. Bruce has a degree in agricultural business.

Professional Record

GAMES PLAYED: 1986 (0 - injured reserve).

No. 83 GARRISON ANTHONY (Gary) ROLLE *Wide Receiver*



Birthdate—February 16, 1962
Birthplace—Augsburg, Germany
Residence—Miami, Fla.
How Acquired—FA, 1986
College—Florida
High School—Carroll City HS, Miami, Fla.
Height—5-11
Weight—174
Pro Year—1st
Year with Broncos—1st

Gary Rolle will enter his third consecutive training camp with Denver in 1987. He originally came to the Broncos as an 11th-round draft choice in 1985, but he was waived prior to the regular season. Rolle returned last year as a free agent and spent the entire season on injured reserve after injuring a knee in the preseason.

COLLEGE: Rolle played at Florida in the 1982-84 seasons, redshirting in 1981 after a year at West Point. He earned academic all-conference honors as a junior and was one of 11 recipients of the National Football Foundation and Hall of Fame scholar-athletes award. He received Florida's highest ROTC award for combined excellence in 1983 and was an honor student, maintaining a 3.7 grade point average while majoring in pre-med.

PERSONAL: Gary is single and resides in Miami, Fla., where he attended Carroll City HS and played football as a kickoff returner and wide receiver. He was born in Augsburg, Germany.

Professional Record

GAMES PLAYED: 1986 (0 - injured reserve).

No. 71 STANLEY E. (Stan) SHORT *Guard/Tackle*



Birthdate—September 20, 1963
Birthplace—Fort Monmouth, N.J.
Residence—Fort Belvoir, Va.
How Acquired—FA, 1986
College—Penn State
High School—Buena HS, Sierra Vista, Ariz.
Height—6-4
Weight—269
Pro Year—1st
Year with Broncos—1st

Stan Short came to the Broncos as a veteran free agent in 1986, but suffered a knee injury during the preseason and spent all of last season on injured reserve. He was drafted by the Detroit Lions in the sixth round of the 1985 draft but did not make the final roster that season.

COLLEGE: Short played both guard and tackle at Penn State from 1981-84 and was chosen the Nittany Lions' most consistent lineman as a junior and senior, in addition to being named a team captain in his final campaign there.

PERSONAL: Stan is single and resides in Fort Belvoir, Va. He was born in Fort Monmouth, N.J. and attended Buena HS in Sierra Vista, Ariz., where he won the state's outstanding lineman award. He lettered twice as a prepster in both football and track. Stan enjoys raquetball and fishing in his spare time.

Professional Record

GAMES PLAYED: 1986 (0 - injured reserve).

No. 99 RAYMOND LEE (Ray) WOODARD, JR. *Defensive End*



Birthdate—August 20, 1961
Birthplace—Lufkin, Tex.
Residence—Corrigan, Tex.
How Acquired—FA, 1986
College—Texas
High School—Corrigan-Camden HS, Corrigan, Tex.
Height—6-6
Weight—290
Pro Year—1st
Year with Broncos—1st

Ray Woodard joined the Broncos as a veteran free agent offensive tackle in 1986, but was moved to defensive end in training camp. He injured a knee in the preseason and spent the entire season on injured reserve. Woodard attended the camps of the San Diego Chargers in 1984 and 1985 but did not make the final roster in either year.


COLLEGE: Woodard played at the University of Texas in 1982-83 after transferring from Kilgore (Tex.) JC, where he played in 1980-81 and was a two-time junior college All-American.

PERSONAL: Ray and his wife Penne Jo have a daughter, Jessica (2/26/86), and the family makes its home in Corrigan, Tex., where Ray attended Corrigan-Camden HS. He lettered three times as a prepster in football, basketball, and baseball. Woodard lists basketball, hunting, and fishing as his hobbies.

Professional Record

GAMES PLAYED: 1986 (0 - injured reserve).

1987 DRAFT CHOICES



S DENNIS SMITH, 1986 Pro Bowler.

1987 DRAFT CHOICES

Round	Player	Pos.	Ht.	Wt.	School
1	Ricky Nattiel	WR	5-9	180	Florida
2	Traded to New York Giants for CB Mark Haynes				
3	Michael Brooks	LB	6-1	238	Louisiana State
4	Marc Munford	LB	6-2	231	Nebraska
5	Traded to Cincinnati for LB Ricky Hunley				
6	Warren Marshall	RB	6-1	218	James Madison
7	Wilbur Strozier	TE	6-4	264	Georgia
8	Dan Morgan	G	6-6	285	Penn State
9	Bruce Plummer	CB	6-1	197	Mississippi State
10	Rafe Wilkinson	LB	6-3	235	Richmond
11a	Steve Roberts	DE	6-4	245	Washington
11b	Tommy Neal	RB	5-10	210	Maryland
12	Tyrone Braxton	CB	5-11	183	North Dakota State

TYRONE SCOTT BRAXTON CB 5-11, 183 DOB: Dec. 17, 1964 North Dakota State Draft Choice #12



Tyrone Braxton had a fine career at North Dakota State as both a defensive back and punt return specialist. In 1986 Braxton played in 10 regular season games and posted a total of 128 tackles, intercepted one pass, and had two fumble recoveries on his way to all-conference honors as a cornerback. He also returned 19 punts for a 6.5-yard average and returned 13 kickoffs for a 30.0-yard average. In 1985 he led the team in pass breakups with 15 and tied for the club lead in

interceptions with five, including two in one contest vs. Nebraska-Omaha. Braxton was third in the nation in punt returns with a 15.0 average on 14 returns in 1985, and he had a 63-yard scoring jaunt on a punt return against North Dakota. Braxton was named second team all-conference as a junior. He led the North Central Conference in both punt returns and pass interceptions as a junior. He was primarily a reserve player and special teams contributor in his freshman and sophomore seasons, although he did start several games in 1984. He played in nine playoff games over his first three seasons. In the 1985 playoffs Braxton totaled 12 tackles, two interceptions, and had a 73-yard kickoff return to start the national championship game, setting the tone for a 35-7 Bison win. Braxton also competed in track, listing the long and triple jumps as well as the short relays as his primary events. He was a member of the NCC champion outdoor 400-meter relay squad that competed in the national championships. A native of Madison, WI, he prepped at James Madison Memorial HS in Madison, where he was named all-conference as a senior. He lettered twice each in football and basketball and once in track. Braxton majored in physical education at North Dakota State and enjoys fishing in his spare time. In the past he has had a summer job as a gravedigger. Tyrone is a relative of the late Jim Braxton, who was an offensive lineman for the Buffalo Bills.

MICHAEL BROOKS LB Louisiana State 6-1, 238 DOB: March 2, 1964 Draft Choice #3



Michael Brooks was regarded by many as one of the premier linebackers in the country, spearheading a Louisiana State defense that in 1985 consistently ranked among the nation's top 15 in rushing defense and in the top five in scoring defense. A Playboy and Sporting News preseason All-American selection going into 1986, Brooks suffered a season-ending knee injury in the third game of the campaign, vs. Florida. He underwent knee surgery and missed the rest of the season. He finished 1986 with eight tackles (including seven solo), one sack and five tackles for losses, also forcing one fumble

before his season ended. He preserved a victory over Texas A & M by returning an interception 36 yards for a touchdown. His four-year totals show 206 tackles, including 159 solo, three fumble recoveries, six fumbles caused, six interceptions (for 93 yards), 37 tackles for losses, 10 passes broken up, and 20 quarterback sacks. In 1985 Brooks earned numerous first team All-American honors and finished third in the voting for the Butkus Award, given annually to the nation's top linebacker. A consensus first team All-SEC selection and the Knoxville (Tenn.) Journal's Southeastern Conference Defensive Player of the Year, Brooks twice was named defensive player of the week and won the team's Percy E. Roberts Award given to the squad's most valuable defensive player. Brooks was voted defensive player of the game in the Liberty Bowl, recording 11 tackles, causing two fumbles, and defending two passes. He led the Bengal Tigers with 16 tackles for losses and in sacks with eight, posting 75 tackles overall. His best game as a junior came vs. Mississippi State (13 tackles, 11 solo, five tackles for losses, three sacks, one pass defended, two forced fumbles). In 1984 Brooks was named second team All-American by The Sporting News and first team All-Sophomore by the Football News, finishing with 75 tackles, including 11 for losses, eight sacks, two fumble recoveries, and three interceptions, starting every contest at strongside linebacker. In 1983 he moved into the starting lineup after the fourth game of the season, finishing with 48 tackles, three sacks, and a fumble recovery. A native of Ruston, LA, Brooks only played two years at Ruston HS but was selected each year as Quad-A All-State and All-South by the Orlando (Fla.) Sentinel. He is the youngest of 13 children.

WARREN KEITH MARSHALL RB James Madison
6-1, 218 DOB: July 24, 1964
Draft Choice #6



Warren Marshall was the top active rusher in Division 1-AA with 4,168 yards. He entered the 1986 season coming off back-to-back 1,000 yard rushing years and added to that feat with his most productive campaign as a collegian, gaining 1,284 yards as a senior. The first rusher in school history to run for 1,000 yards, Marshall finished with 34 scores, 29 rushing and five via the pass. Known as a punishing runner, he earned first team Division 1-AA All-American honors. In 1986 he

finished seventh in the nation with those 1,284 yards on 223 carries (a 5.8 average) and nine TDs, a per game average of 116.7 rushing yards. He caught 11 passes for 181 yards (a 16.5 average) and three scores. Marshall set a school single game mark when he rushed for 264 yards, with TD runs of four, 16, and 16 in a victory over William and Mary. In 1985 he earned All-ECAC honorable mention, rushing for 1,181 yards on 219 carries (a 5.4 average), scoring four times and not once losing any yardage on a rushing play. He caught 17 passes for 132 yards and a score as a junior, earning honorable mention All-American honors. He rushed for 100 yards seven times, including four straight contests, recording his season high of 179 yards on 28 carries vs. Liberty Baptist. In 1984 Marshall earned All-American honorable mention as he rushed for 1,010 yards on 172 carries (a 5.9 average) and eight TDs, catching seven passes for 98 yards. He had five 100-yard rushing games, including a school record 247 yards on 27 carries vs. Liberty Baptist, scoring three times in that game. Marshall broke a collarbone in the 1983 season opener and received a medical redshirt for that campaign. In 1982 he ran for 691 yards on 122 carries (a 5.7 average) as a freshman, scoring eight TDs. He also caught 10 passes for 42 yards and another score. His freshman season high was 150 yards on 19 carries, with two scores, vs. C. W. Post. He moved into the starting lineup after the fifth game of his freshman campaign. Born in High Point, N.C., Marshall lettered twice each in track and football at T. Wingate Andrews (High Point)

HS, where he received the football team's most improved player award and earned all-conference honors as a senior. Warren was a trade and industrial education major at James Madison.

DANIEL SCOTT (Dan) MORGAN G Penn State
6-6, 285 DOB: Feb. 2, 1964
Draft Choice #8



Dan Morgan is an extremely versatile athlete who started at defensive tackle, defensive end, and offensive tackle before settling in at offensive guard at Penn State. Known for his strength, intelligence, and determination, Morgan adjusted well to the guard position and was a major factor in the Penn State attack as the Nittany Lions roared to the national championship. Penn State coaches regarded Morgan as a player who rarely made mistakes or missed assignments, and he was

considered a punishing blocker who is very aggressive. In 1986 Morgan was an All-East selection, also earning All-American honorable mention by several tabloids after a senior season in which he received a 94% blocking grade, highest among Penn State linemen. He allowed only two tackles by his defenders in the 14-10 win over Miami in the Fiesta Bowl as the Lions captured the national title. In 1985 Morgan was listed as the team's starting right defensive tackle but was moved to the offensive line due to graduation and injuries, starting the final two games at left tackle. Morgan in 1984 played steadily at left defensive end in his first year as a starter, although he missed three contests due to a knee injury. He was primarily a reserve player in 1982 (nose guard, redshirt) and 1983 (offensive line), although he did start the last three games of the 1983 campaign at offensive guard. A native of Wheeling, WV, Morgan was an All-State two-way end at St. Clairsville (Ohio) HS, and was selected to play in Ohio's high school all-star game. As a prepster Morgan lettered three times in football, three times in basketball, and twice in track, with the 200-meter dash listed among his events. Dan has graduated from Penn State with a degree in economics.

MARC CHRISTOPHER MUNFORD LB
6-2, 231 DOB: Feb. 14, 1965
Draft Choice #4



Marc Munford was a three-time All-Big Eight selection who rebounded from a serious knee injury to have a fine senior campaign at Nebraska. Munford suffered a severe knee injury in the next-to-last regular season game of 1985 and had reconstructive surgery the following day, then had his recovery complicated by kidney problems, but ultimately bounced back and made fine progress in rehabilitation. He led the Cornhuskers in tackles ever since moving into the starting

lineup as a sophomore. Known as a tough, gritty player who is always around the ball, Munford closed out his career as the school's fifth ranked tackler with 253. In 1986 he was an All-Big Eight and Academic All-Big Eight selection and a key defensive force in leading the unit which was ranked second in the country. He led the team with 90 tackles (49 solo), eight for losses and four sacks, along with two pass interceptions. He matched his career best game with a 16-tackle performance vs. Oklahoma, including a sack, a fumble recovery, and an interception. As a junior Munford again earned All-Big Eight honors but had surgery twice on his knee, an arthroscope which forced him to miss just one game (vs. Missouri), and another arthroscope on the knee in the spring before the season began. Once again he led the team in tackles

with 67 (43 solo), intercepting two passes and recovering two fumbles. Munford made All-Big Eight as a sophomore as well, leading the team in tackles with 96 (58 solo), including seven tackles for losses, two interceptions, and a fumble recovery. Both interceptions occurred in the Missouri game, and Munford returned one 57 yards for a score. He registered 16 tackles against both Missouri and Oklahoma, earning Big Eight Conference Defensive Player of the Week honors vs. Missouri. He had nine tackles and a pass interception vs. LSU in the Sugar Bowl. As a freshman (1983) Munford had three solo tackles in limited varsity action late in the season, a campaign in which he led the Nebraska freshman team with 36 tackles. A native of Lincoln, NE, Munford was raised in Littleton, CO, where he was all-conference, all-metro Denver, and second team all-state at Heritage HS in Littleton, also lettering in baseball, in which he earned all-conference honors as a junior with a .460 batting average. Munford also earned a letter in basketball as a prepster. Marc is married (Shelley) and was a speech communications major at Nebraska.

RICKY RENNARD NATTIEL WR Florida
5-9, 180 DOB: Jan. 25, 1966
Draft Choice #1



Ricky Nattiel is a big-play performer who is an excellent punt returner. Regarded as a heady, consistent player who has played his best in pressure situations, Nattiel was a legitimate deep threat and a team leader in his four years at the University of Florida. He possesses fine speed and is a sure-handed receiver who closed out his career as the sixth-ranked receiver on the school's all-time chart in receptions (117), also ranking second in yardage (2,086) and third in touchdown

catches (18). Nattiel's career punt return figures show 54 returns for 603 yards (an 11.2 average), and one score, and he handled 15 kickoffs for 325 yards (a 21.7 average). Known for his sensational catches, Nattiel in 1986 was first team All-Southeastern Conference, also receiving All-American honors for a campaign in which he led the team and was second in the SEC with 44 receptions for 679 yards (a 15.4 average) and eight scores. He returned 12 punts for 75 yards and carried the ball twice for no gain, scoring on a seven-yard reverse vs. LSU. Nattiel caught a five-yard TD pass and was successful on a two-point conversion with 1:14 left to lead the Gators past Auburn, 18-17. He scored on TD passes of eight, nine, and 42 yards in a 31-19 win over Georgia, catching seven passes for 97 yards despite playing the game with a shoulder separation. Nattiel caught two passes for 28 yards, including a game-opening 18-yard scoring pass for the East squad in the Hula Bowl. He was a second-team All-SEC choice in 1985, catching 31 passes for 653 yards (a 21.1 average) and five TDs. Nattiel also returned 20 punts for 182 yards and added 194 yards on 10 kickoffs for 1,022 yards in all-purpose running (he had seven yards in losses rushing). As a junior he had five catches for 134 yards, including an 83-yard TD, vs. Mississippi State, and had a 31-yard punt return against Georgia. He caught seven passes for 161 yards vs. Florida State. In 1984 Nattiel was second on the team in catches with 20 for 447 yards (a 22.4 average), and four TDs. He led the nation in punt returns with 22 for 346 yards (a 15.7 average), including a 67-yard scoring jaunt vs. Mississippi State, earning special teams player of the week honors for that contest, in which he totaled 120 return yards. Nattiel added 131 yards on five kickoff returns, with a team-long 50-yarder vs. Syracuse. He caught a 96-yard TD pass vs. Georgia, grabbed four passes for 106 yards and two scores vs. Cincinnati, and grabbed a 39-yard TD strike against Tulane, earning SEC All-Academic honors as well. Nattiel served as a backup for most of the 1983 season but in his first collegiate start caught five passes for 54 yards vs. Vanderbilt, end-

ing the campaign as the Gators' third leading receiver with 22 catches for 307 yards and a TD, that being a 41-yarder vs. Auburn. Born in Gainesville, FL, Nattiel was an all-state quarterback at Newberry HS in Newberry, FL, where as a senior he rushed for 739 yards (a 6.8 average) and 15 TDs, completing 26 of 53 passes for 296 yards and three scores. Nattiel lettered three times each in football, basketball, baseball, and track during his prep career. Ricky has a degree in rehab counseling from Florida.

WILLIAM THOMAS (Tommy) NEAL RB Maryland
5-10, 210 DOB: June 5, 1965
Draft Choice #11b



Tommy Neal was relied on mostly as a blocking back at Maryland but also was a punishing inside runner who gained 1,375 yards (a 5.3 average) and scored 18 touchdowns for the Terrapins. In 1986 he led the Maryland non-kickers in scoring with 48 points and was second on the squad with 351 yards on 78 attempts (a 4.5 average) and eight TDs. Neal had two TDs vs. Clemson and added three more in the Virginia contest, closing out his college career with 25 yards on four

carries in the Blue-Gray Classic. In 1985 Neal missed four games with an assortment of nagging injuries but still finished third on the team in rushing with 362 yards on 62 attempts (a 5.8 average) and three TDs. He had a season-high 90 yards on 15 carries and two TDs vs. West Virginia. Neal had his career-long pass reception of 62 yards as a junior. In 1985 he rushed for 618 yards on 112 carries (a 5.5 average) and six TDs, catching 12 passes for 92 yards and another score. Neal gained 122 yards on nine attempts, including a 54-yard TD run, vs. Duke, and had 113 yards on 13 attempts against Clemson, scoring twice. He picked up 107 yards on 12 carries, including a 57-yard TD, vs. Tennessee in the Sun Bowl. Neal carried the ball only six times in 1983, but picked up 44 yards (a 7.3 average) and scored once. He returned 22 kickoffs for 331 yards and had a career-long 80-yarder to open the second half vs. Tennessee in the Citrus Bowl, finishing that game with 181 yards in returns. A native of Olney, MD, Neal was All-Met Golden Eleven, all-conference, and all-state at linebacker and fullback for two years at Magruder HS in Rockville, MD. He led the team in scoring and was MVP his last two years, lettering four times overall. Neal's prep honors included The Pigskin Club Award, Maryland Suburban Player of the Year honors, and the Timmie Award given by the Washington Touchdown Club. Tommy was an economics major at Maryland.

BRUCE ELLIOTT PLUMMER CB Mississippi State
6-1, 197 DOB: Sept. 1, 1964
Draft Choice #9



Bruce Plummer was one of the top cornerbacks in the Southeastern Conference during his college career. Plummer was regarded as an outstanding pass defender and a tough, gritty competitor who played despite nagging injuries. He moved into the starting lineup as a sophomore and was among the conference leaders in passes broken up (41) over the last three years, finishing his career with 43 total passes defended and seven interceptions. In 1986 Plummer was a second-

team All-Southeastern Conference selection by the league's coaches, finishing the campaign with a career high 67 tackles (45

solo), also intercepting three passes and defending seven, with two fumble recoveries as well. He returned an interception 26 yards to set up a score vs. Mississippi. Plummer had an excellent 1985 campaign, earning second-team All-SEC honors as he finished with 51 tackles (40 solo) and led the team with 18 passes defended, also intercepting one pass despite being bothered all year with a broken bone in his hand. Plummer had an interception and four passes defended vs. Florida, with another three pass deflections in a win over Southern Mississippi, including one with 1:12 left to preserve the win. In 1984 Plummer moved into the starting lineup and recorded 46 tackles (34 solo), leading the team and the SEC in passes defenses with 16. He had a 15-yard interception to kill a drive vs. Florida, and picked off a pass vs. Tulane as well. He was a reserve defensive back in 1983 but registered a clutch interception in a victory over LSU. Born in Bogalusa, LA, Plummer was an all-district tailback and safety at Bogalusa HS, running for 550 yards and picking off eight passes as a senior. A standout baseball player as well, he was regarded as a major league prospect during his high school career, earning All-Louisiana honors as a catcher and playing in the all-state game. In all, he lettered four times each in football and baseball, and three times in basketball. Bruce majored in educational psychology at Mississippi State.

STEVEN DOUGLAS (Steve) ROBERTS DE
6-4, 245 DOB: Dec. 8, 1963
Draft Choice #11a **Washington**



Steve Roberts was named the University of Washington's most improved player for a senior campaign in which he had 82 tackles (including 30 solo), 11 for losses, eight of which were sacks. Roberts also caused two fumbles and recovered three others. He posted four quarterback sacks for 37 yards in losses vs. Brigham Young. A two-year letterman in the Huskies' defensive line, Roberts was a five-year player who sat out the 1984 campaign but came back to see considerable action in 1985, primarily as a second unit left tackle. He finished his junior campaign with 22 tackles, including three for losses. Roberts has excellent all-around athletic ability and worked hard to develop within the Washington program, as evidenced by his most improved player award last season. Born in Detroit, MI, he is a graduate of Ashland HS in Ashland, OR, where he lettered three times each in football and basketball, and twice in track. Roberts was named to Oregon's all-state team both ways as a senior and also was chosen all-conference both ways. An excellent basketball player, he was all-league in both his junior and senior seasons. Steve majored in psychology at Washington.

WILBUR LAMAR STROZIER TE **Georgia**
6-4, 264 DOB: Nov. 12, 1964
Draft Choice #7



Wilbur Strozier anchored a powerful Georgia offensive line at right tackle for the Bulldogs, but will be converted to tight end by the Broncos. Strozier initially went to Georgia as a defensive tackle, but also saw time at tight end before settling in at offensive tackle, where he was known as an excellent drive blocker who was also effective in pass protection. A quick, agile athlete with good strength and foot movement, Strozier in 1986 was a first team All-Southeastern Conference selection, also earning All-American honors by The Football News. He received the team's highest offensive line blocking grade with a 94% mark and did not allow a sack all year from his

right tackle position. He was voted Georgia's best all-around offensive player last spring during the Bulldog's preseason drills. Strozier in 1985 started every game at right tackle after making the shift from tight end during spring drills. In 1984 he started the season at tight end, but moved into the starting lineup at left offensive tackle due to injuries, also playing on special teams. Strozier had moved to tight end at the beginning of the 1983 campaign and had no catches in seven games at that position. He started his college career as a defensive end in 1982 but suffered a knee injury vs. South Carolina and missed the rest of the season, spending the rest of the year as a redshirt. Born in LaGrange, GA, Strozier was an all-state selection in his senior year at LaGrange HS, where he lettered twice in football and once in track. Wilbur was an industrial arts major at Georgia.

RAFE WESLEY WILKINSON LB **Richmond**
6-3, 237 DOB: Dec. 18, 1965
Draft Choice #10




Rafe Wilkinson earned second-team All-ECAC and second-team All-Yankee Conference honors in 1986 as he started nine games and posted 80 tackles (49 solo) for the University of Richmond, missing the last two games of the campaign due to arthroscopic knee surgery. He had three sacks and defended four passes overall, posting his best games of the campaign vs. Georgia Tech (14 tackles) and New Hampshire (12 tackles). An All-American strength team member since his sophomore year, Wilkinson posted 76 tackles and a team-high three forced fumbles in his junior year for the Spiders, with his top outing of 1985 coming against Western Illinois (11 tackles, one sack, one forced fumble). He also had 10 tackles each vs. Boston University and Massachusetts that year. Wilkinson recorded 76 tackles in 1984 and paced the team in sacks with four. He saw limited action for the Spiders in 1983. A track athlete as well, Wilkinson holds the Richmond record in the shot put. A native of Redwood City, CA, he is a graduate of Booker HS in Sarasota, FL, where he earned all-state honors in both football and track in both his junior and senior years. Wilkinson lettered four times in football and three times in track, shattering the Florida Class A shot put record and winning the discus title in the 1983 state meet. Rafe has graduated from Richmond with a degree in sociology.

Coors®

The Adolph Coors Company of Golden, Colorado once again is sponsoring the Denver Broncos highlight film, which is available at no cost to groups of all sizes through the Broncos public relations department. The 1986 highlight film, titled **Drive To A Dream**, can be obtained by calling the public relations department of the Broncos at (303) 296-1982. The team address is 5700 Logan Street, Denver, CO 80216. Please give as much advance notice as possible in requesting the 1986 film, or other films available through the Bronco library. This marks the 12th consecutive year in which the Adolph Coors Company has sponsored the Bronco highlight film.

THE 1986 SEASON



DE RULON JONES, 1986 Pro Bowler.

FINAL STATISTICS

REGULAR SEASON (11-5)

Date	Result	Opponent	Denver	Opponent	Attend.
9/7	W	L.A. Raiders	38	36	75,695
9/15	W	at Pittsburgh	21	10	57,305
9/21	W	at Philadelphia	33	7	63,839
9/28	W	New England	27	20	75,804
10/5	W	Dallas	29	14	76,082
10/12	W	at San Diego	31	14	60,368
10/20	L	New York Jets	10	22	73,759
10/26	W	Seattle	20	13	76,089
11/2	W	at L.A. Raiders	21	10	90,153
11/9	L	San Diego	3	9	75,012
11/16	W	Kansas City	38	17	75,745
11/23	L	New York Giants	16	19	75,116
11/30	W	Cincinnati	34	28	58,705
12/7	L	at Kansas City	10	37	47,019
12/13	W	Washington	31	30	75,905
12/20	L	at Seattle	16	41	63,697

TEAM STATISTICS

	Broncos	Opponents
TOTAL FIRST DOWNS	319	291
Rushing	94	93
Passing	184	177
Penalty	41	21
Third Down Made/Attempts	92/222	75/222
Third Down Efficiency	41%	34%
Fourth Down Made/Attempts	2/5	7/15
Fourth Down Efficiency	40%	47%
TOTAL NET YARDS	5216	4947
Average Per Game	326.0	309.2
Total Plays	1042	1026
Average Per Play	5.0	4.8
NET YARDS RUSHING	1678	1651
Average Per Game	104.9	103.2
Total Rushes	455	432
Average Per Rush	3.7	3.8
NET YARDS PASSING	3538	3296
Average Per Game	221.1	206.0
Tackled/Yards Lost	38/273	49/459
Gross Yards Passing	3811	3755
Attempts/Completions	549/306	545/301
Pct. of Completions	55.7%	55.2%
Had Intercepted	16	18
Average Per Pass Play	6.0	5.5
PUNTS/AVERAGE	86/39.3	86/42.9
NET PUNTING AVERAGE	33.0	34.2
TOTAL RETURN YARDAGE	1964	2024
Punt Returns/Average	48/11.5	40/9.1
Kickoff Returns/Average	53/20.6	65/20.0
Interception Returns/Average	18/17.7	16/22.7
PENALTIES/YARDS	104/910	126/1034
FUMBLES/BALL LOST	24/13	32/18
TOUCHDOWNS	45	36
Rushing	17	13
Passing	22	21
Returns	6	2
EXTRA POINTS MADE/ATTEMPTS	44/45	35/36
FIELD GOALS MADE/ATTEMPTS	20/28	24/32
TOTAL POINTS	378	327

RUSHING

	No.	Yds.	Avg.	LG	TD
Winder	240	789	3.3	31	9
Willhite	85	365	4.3	42	5
Elway	52	257	4.9	24	1
Sewell	23	123	5.3	15	1
Lang	29	94	3.2	14	1
Kubiak	6	22	3.7	10	0
Bell	9	17	1.9	12	0
Johnson	5	15	3.0	6	0
Jackson, M.	2	6	3.0	5	0
Boddie	1	2	2.0	2	0
Horan	1	0	0.0	0	0
Mobley	1	-1	-1.0	-1	0
Norman	1	-11	-11.0	-11	0
BRONCOS TOTAL	455	1678	3.7	42	17
Opponents Total	432	1651	3.8	60T	13

PASSING

	Att.	Comp.	Yds.	Pct.	Avg./Att.	TD
Norman	1	1	43	100.0	43.00	1
Sewell	1	1	23	100.0	23.00	1
Elway	504	280	3485	55.6	6.91	19
Kubiak	38	23	249	60.5	6.55	1
Willhite	4	1	11	25.0	2.75	0
Johnson	1	0	0	0.0	0.00	0
BRONCOS TOTAL	549	306	3811	55.7	6.94	22
Opponents Total	545	301	3755	55.2	6.89	21

	Pct. TD	Int.	Pct. Int.	LG	TKD/Lost	Rating
Norman	100.0	0	0.0	43T	0/0	158.3
Sewell	100.0	0	0.0	23T	3/17	158.3
Elway	3.8	13	2.6	53	32/233	79.0
Kubiak	2.6	3	7.9	26	3/23	55.7
Willhite	0.0	0	0.0	11	0/0	39.6
Johnson	0.0	0	0.0	0	0/0	39.6
BRONCOS TOTAL	4.0	16	2.9	53	38/273	78.7
Opponents Total	3.9	18	3.3	57T	49/459	75.9

RECEIVING

	No.	Yds.	Avg.	LG	TD
Willhite	64	529	8.3	34	3
Watson	45	699	15.5	46	3
Jackson, M.	38	738	19.4	53	1
Johnson	31	363	11.7	34T	2
Winder	26	171	6.6	20T	5
Sewell	23	294	12.8	40	1
Mobley	22	332	15.1	32	1
Sampson	21	259	12.3	43	0
Kay	15	195	13.0	34	1
Lang	13	105	8.1	26	2
Hackett	3	48	16.0	19	0
Bell	2	10	5.0	7	0
Wilson	1	43	43.0	43T	1
Elway	1	23	23.0	23T	1
Studdard	1	2	2.0	2T	1
BRONCOS TOTAL	306	3811	12.5	53	22
Opponents Total	301	3755	12.5	57T	21

INTERCEPTIONS

	No.	Yds.	Avg.	LG	TD
Harden	6	179	29.8	52	2
Wright	3	56	18.7	56	0
Lilly	3	22	7.3	15	0
Foley	2	39	19.5	24	0
Hunley	1	22	22.0	22	0
Dennison	1	5	5.0	5	0
Smith	1	0	0.0	0	0
Wilson	1	-5	-5.0	-5	0
BRONCOS TOTAL	18	318	17.7	56	2
Opponents Total	16	363	22.7	78T	2

PUNTING

	No.	Yds.	Avg.	TB	In 20	LG	Blk
Weil	34	1344	39.5	3	5	55	0
Norman	30	1168	38.9	4	2	57	1
Horan	21	864	41.1	2	8	50	0
BRONCOS TOTAL	85	3376	39.7	9	15	57	1
Opponents Total	86	3689	42.9	10	17	59	0

SCORING

	TDR	TDP	TDRT	PAT	FG	TP
Karlis	0	0	0	44/45	20/28	104
Winder	9	5	0	0	0	84
Willhite	5	3	1	0	0	54
Lang	1	2	0	0	0	18
Harden	0	0	3	0	0	18
Watson	0	3	0	0	0	18
Elway	1	1	0	0	0	12
Sewell	1	1	0	0	0	12
Johnson	0	2	0	0	0	12
Townsend	0	0	1	0	0	6
Studdard	0	1	0	0	0	6
Jackson, M.	0	1	0	0	0	6
Wilson	0	1	0	0	0	6
Woodard	0	0	1	0	0	6
Kay	0	1	0	0	0	6
Mobley	0	1	0	0	0	6
BRONCOS TOTAL	17	22	6	44/45	20/28	378
Opponents Total	13	21	2	35/36	24/32	327

FIELD GOALS

	1-19	20-29	30-39	40-49	50 +	Total
Karlis	0/0	3/4	8/ 8	8/14	1/2	20/28
BRONCOS TOTAL	0/0	3/4	8/ 8	8/14	1/2	21/27
Opponents Total	0/0	4/5	9/10	10/14	1/3	21/27

PUNT RETURNS

	No.	FC	Yds.	Avg.	LG	TD
Willhite	42	8	468	11.1	70T	1
Johnson	3	0	36	12.0	19	0
Jackson, M.	2	0	7	3.5	6	0
Harden	1	0	41	41.0	41T	1
BRONCOS TOTAL	48	8	552	11.5	70T	2
Opponents Total	40	16	362	9.1	30	0

KICKOFF RETURNS

	No.	Yds.	Avg.	LG	TD
Bell	23	531	23.1	42	0
Lang	21	480	22.9	42	0
Willhite	3	35	11.7	23	0
Johnson	2	21	10.5	21	0
Hunley	2	11	5.5	6	0
Jackson, M.	1	16	16.0	16	0
Ryan	1	0	0.0	0	0
BRONCOS TOTAL	53	1094	20.6	42	0
Opponents Total	65	1299	20.0	51	0

SCORE BY PERIODS

	1	2	3	4	OT	Total
BRONCOS TOTAL	69	131	89	89	—	378
Opponents Total	58	92	61	116	—	327

FINAL DEFENSIVE STATISTICS

(Official totals from coaches)

Player	Tackles	Assists	Total	Sacks	Yds.		Int.	Yds.	PD	FR	FF
					Lost						
Carter	11	6	17	0	0	0	0	0	0	0	0
Colorito	11	7	18	0	0	0	0	0	0	2	0
Comeaux	1	0	1	1	9	0	0	0	0	1	2
Dennison	21	9	30	1	8	1	5	1	0	1	1
Foley	56	36	92	0	0	2	24	4	1	0	0
Fletcher	26	17	43	5½	41	0	0	2	2	0	0
Gilbert	13	4	17	4	45	0	0	0	0	0	0
Harden	64	11	75	0	0	6*	179T*	9	0	1	0
							(2TD*)				
Haynes	16	10	26	0	0	0	0	1	0	1	1
Hunley	99*	65*	164*	½	0	1	22	2	1	2	0
Hunter	2	1	3	0	0	0	0	1	0	0	0
T. Jackson	45	13	58	½	0	0	0	1	0	1	0
Jones	52	44	96	13½*	152*	0	0	5	1	1	1
Kragen	29	31	60	0	0	0	0	1	1*	0	0
Lilly	45	37	82	1	16	3	22	10	0	0	0
Mecklenburg	83	44	127	9*	96	0	0	3	1	1	1
Robbins	40	8	48	4	51	0	0	6	2	1	1
Ryan	58	33	91	1	5	0	0	0	0	1	1
Smith	66	22	88	1	9	1	0	12*	1	2	2
Townsend	42	28	70	2½	33	0	0	0	0	1	0
Wilson	44	12	56	0	0	1	-5	8	0	0	0
Woodard	63	30	93	3	23	0	0	2	1	3*	0
Wright	59	18	77	0	0	3	56	9	1	0	0

*Indicates team leader in that department

Safety: Rulon Jones, vs. Dallas, 10/5/86

Blocked FG: Simon Fletcher at LA Raiders, 11/2/86

Blocked PAT: vs. Wash. 12/13/86

SPECIAL TEAMS LEADERS

	T	T/20	TA	TA/20	FC	FR	KD	TOTAL PTS.
Bell	1	0	1	0	0	0	2	4
Comeaux	6	0	5	1	2	1	9½	26½
Dennison	11	1	1	0	0	0	8½	21½
Fletcher	3	0	1	0	0	0	2	6
Hackett	5	0	1	2	0	0	4	12
Harden	1	1	3	0	0	0	1	6
Hunley	2	1	3	1	0	0	6½	13½
Hunter	9	3	0	0	0	0	1½	13½
M. Jackson	1	0	0	0	0	0	1	2
T. Jackson	0	0	0	0	0	0	2	2
Lilly	7	0	7	1	0	0	3½	18½
Mecklenburg	1	0	1	0	0	0	0	2
Mobley	0	0	0	0	0	0	3	3
Robbins	1	1	0	0	0	1	1	4
Ryan	4	0	0	0	0	0	2½	6½
Wilson	2	0	0	0	0	0	0	2
Woodard	6	2	6	1	0	0	0	15

TOP PERFORMANCES OF 1986

Individual

RUSHING — Attempts: Sammy Winder, 22, vs. Dallas (10/5). Yards; Sammy Winder, 102, at Philadelphia (9/21). **PASSING** — Percentage; John Elway, .916 on 11 of 12 attempts, at LA Raiders (11/2). Yards; John Elway, 336, at NY Giants (11/23). Touchdowns; John Elway, 3, vs. Dallas (10/5), and 3, at Pittsburgh (9/15). **RECEIVING** — Number; Clint Sampson, 7, at NY Jets (10/20), and Gerald Willhite, 3, at NY Jets (10/20). **INTERCEPTIONS** — Three players with two (Mike Harden, twice). Yards; Louis Wright, 56, vs. Dallas (10/5). **KICKOFF RETURNS** — Number; Ken Bell, 5, at Seattle (12/20). Yards; Ken Bell, 104, vs. Cincinnati (11/30). **PUNT RETURNS** — Number; Gerald Willhite, 7, vs. New England (9/28). Yards; Gerald Willhite, 90, vs. Kansas City (11/16). **SCORING** — Gerald Willhite, 18, vs. Kansas City (11/16), and 18, vs. Dallas (10/5). **TOUCHDOWNS** — Gerald Willhite, 3, vs. Kansas City (11/16), and 3, vs. Dallas (10/5).

Team

TOTAL OFFENSE — 450 (118 rushing, 332 passing), vs. Seattle (10/26). **RUSHING** — 203 at Philadelphia (9/21). **PASSING** — 332 vs. Seattle (10/26). **SCORING** — 38 vs. Kansas City (11/16) and 38 vs. LA Raiders (9/7). **TOTAL DEFENSE** — 169 (76 rushing, 93 passing), at Kansas City (12/17). **RUSHING DEFENSE** — 30 at Pittsburgh (9/15). **PASSING DEFENSE** — 50 vs. Seattle (10/26). **SCORING DEFENSE** — 7 at Philadelphia (9/21).

Longest Plays

RUN FROM SCRIMMAGE — Gerald Willhite, 42, at Philadelphia (9/21). **PASS PLAY** — John Elway to Mark Jackson, 53, at LA Raiders (11/2). **KICKOFF RETURN** — Gene Lang, 42, at Seattle (12/20), and Ken Bell, 42, vs. Cincinnati (11/30). **PUNT RETURN** — Gerald Willhite, 70T, vs. Kansas City (11/16). **INTERCEPTION RETURN** — Louis Wright, 56, vs. Dallas (10/5). **PUNT** — Chris Norman, 57, vs. San Diego (11/9). **FIELD GOAL** — Rich Karlis, 51, vs. LA Raiders 9/7).



	1ST DOWNS				3RD DOWNS			DENVER BRONCOS STATISTICS										PASSING									
								Page 1 OFFENSE																			
								TOTAL OFFENSE					RUSHING														
	TOTAL	RUSH	PASS	PENALTY	ATT.	CONV.	EFFICIENCY	NET YDS.	GAME AVG.	PLAYS	PLAY AVG.	NET YDS.	GAME AVG.	ATT.	RUSH AVG.	NET YDS.	GAME AVG.	TKLD.	YDS. LOST	GROSS YDS.	ATT.	COMP.	PCT.	INT.			
LA RAIDERS	20	3	10	7	15	7	46.7	290	290.0	65	4.5	55	55.0	26	2.1	235	235.0	3	27	262	36	22	611	0			
at Pittsburgh	20	6	12	2	13	4	30.8	326	308.0	68	4.8	91	73.0	28	3.3	235	235.0	1	8	243	39	21	538	0			
at Philadelphia	19	9	9	1	11	4	36.4	328	314.7	64	5.1	203	116.3	36	5.6	125	198.3	5	40	165	23	14	609	1			
NEW ENGLAND	22	9	11	2	15	8	53.3	338	320.5	65	5.2	156	126.3	29	5.4	182	194.3	2	6	185	34	18	529	1			
DALLAS	19	7	10	2	15	8	53.3	319	320.2	63	5.1	121	125.2	37	3.3	198	195.0	1	2	200	25	12	480	0			
at San Diego	25	10	14	1	15	9	60.0	403	334.0	72	5.6	156	130.3	37	4.2	247	203.7	0	0	247	35	21	600	1			
at NY Jets	19	3	14	2	12	5	41.7	279	326.1	59	4.7	47	118.4	12	3.9	232	207.7	5	27	259	42	23	548	2			
SEATTLE	24	6	15	3	12	2	16.7	450	341.6	66	6.8	118	118.4	33	3.6	332	223.3	0	0	332	33	19	576	1			
at LA Raiders	11	3	6	2	10	4	40.0	246	331.0	43	5.7	114	117.9	29	3.9	132	213.1	2	9	141	12	11	917	0			
SAN DIEGO	12	3	7	2	9	2	22.2	245	322.4	50	4.9	61	112.2	17	3.6	184	210.2	2	12	196	31	13	419	3			
KANSAS CITY	18	5	10	3	15	3	20.0	265	317.2	67	4.0	67	108.1	32	2.1	198	209.1	4	41	239	31	16	516	0			
at NY Giants	26	6	16	4	15	8	53.3	406	324.5	72	5.6	80	105.8	22	3.6	325	218.5	2	11	336	48	29	604	2			
CINCINNATI	27	8	15	4	18	9	50.0	401	330.4	80	5.0	182	111.6	44	4.1	219	218.8	1	9	228	35	22	629	0			
at Kansas City	16	4	12	0	17	7	41.2	323	329.9	73	4.4	81	109.4	21	3.9	242	220.4	5	43	285	47	25	532	5			
WASHINGTON	23	6	13	4	16	8	50.0	330	329.9	69	4.8	71	106.9	31	2.3	259	223.0	3	23	282	35	20	571	0			
at Seattle	18	6	10	2	17	8	47.1	268	326.0	66	4.1	75	104.9	21	3.6	193	221.1	2	15	208	43	20	465	0			

DENVER BRONCOS STATISTICS PAGE 2 OFFENSE

	PEN.		PUNTS			PUNT RTNS.			KICK RTNS.			MISC. RTNS.			INITAL RETURNS			FUM.		SCORING							TIME OF POSSESSION	
	NUM.	YDS. LOST	NUM.	YDS.	AVG.	NET AVG.	NUM. RTNS.	YDS.	AVG.	NUM. RTNS.	YDS.	AVG.	NUM. RTNS.	YDS.	AVG.	NUM.	YDS.	AVG.	NUM.	LOST	TOTAL TD.	RUSH	PASS	RETURN	PAT	FG		TOTAL PTS.
LA RAIDERS	10	70	6	254	42.3	34.8	2	21	10.5	5	129	25.8	1	12T	12.0	0	0	0.0	1	1	5	1	3	1	5-5	1-1	38	31:24
at Pittsburgh	6	45	7	262	37.4	31.9	5	56	11.2	2	50	25.0				2	28	14.0	3	1	3	0	3	0	3-3	0-1	21	34:29
at Philadelphia	2	15	6	233	38.8	33.5	1	1	1.0	3	64	21.3				1	32	32.0	0	0	4	2	1	1	4-4	1-1	33	28:33
NEW ENGLAND	5	67	5	218	43.6	29.2	7	77	11.0	3	60	20.0				1	15	15.0	3	1	3	2	1	0	3-3	1-2	27	29:14
DALLAS	8	66	7	274	39.1	36.1	4	25	6.3	3	46	15.3				3	108	36.0	1	1	4	1	3	0	3-4	0-0	29	26:58
at San Diego	5	56	3	103	34.3	27.7	2	53	26.5	2	28	14.0	1	41T	41.0	2	18	9.0	1	0	4	2	1	1	4-4	1-1	31	38:47
at NY Jets	11	87	6	230	38.3	27.5	2	8	4.0	4	89	22.3				0	0	0.0	3	1	1	0	1	0	1-1	1-1	10	21:22
SEATTLE	9	65	3	119	39.7	39.7	5	48	9.6	1	16	16.0				0	0	0.0	1	1	2	1	1	0	2-2	2-4	20	32:22
at LA Raiders	9	51	6	215	35.8	30.8	1	4	4.0	2	14	7.0				4	69	17.3	1	1	3	1	1	1	3-3	0-0	21	26:58
SAN DIEGO	7	50	4	201	50.3	46.0	2	30	15.0	1	21	21.0				1	-5	-5.0	2	2	0	0	0	0	0-0	1-1	3	24:10
KANSAS CITY	7	65	9	300	33.3	26.7	4	96	24.0	2	5	2.5	1	7T	7.0	1	22	22.0	2	2	5	2	1	2	5-5	1-2	38	30:19
at NY Giants	4	60	3	103	34.3	33.7	4	43	10.8	5	105	21.0				0	0	0.0	2	2	1	1	0	0	1-1	3-4	16	31:03
CINCINNATI	3	19	5	184	36.8	28.8	2	11	5.5	4	104	26.0				1	0	0.0	1	0	4	1	3	0	4-4	2-2	34	39:17
at Kansas City	8	60	4	158	39.5	28.8	3	19	6.3	8	152	19.0				0	0	0.0	1	0	1	0	1	0	1-1	1-3	10	32:52
WASHINGTON	6	67	7	309	44.1	37.1	3	48	16.0	2	39	18.5				2	31	15.5	1	0	4	3	1	0	4-4	1-2	31	33:16
at Seattle	4	67	5	213	42.6	41.2	1	12	12.0	7	172	24.6				0	0	0.0	0	0	1	0	1	0	1-1	3-3	16	26:57

	1ST DOWNS			3RD DOWNS			DENVER BRONCOS STATISTICS Page 1 DEFENSE										PASSING									
							TOTAL OFFENSE					RUSHING														
	TOTAL	RUSH	PASS	PENALTY	ATT.	CONV.	EFFICIENCY	NET YDS.	GAME AVG.	PLAYS	PLAY AVG.	NET YDS.	GAME AVG.	ATT.	RUSH AVG.	NET YDS.	GAME AVG.	TKLD.	YDS. LOST	GROSS YDS.	ATT.	COMP.	PCT.	INT.		
LA RAIDERS	22	7	14	1	13	6	46.2	431	431.0	65	6.7	116	116.0	29	4.0	315	315.0	3	31	346	33	20	606	0		
at Pittsburgh	17	2	12	3	14	2	14.3	236	333.5	64	3.7	30	73.0	15	2.0	206	260.5	1	10	216	48	22	458	2		
at Philadelphia	16	5	10	1	15	4	26.7	273	313.3	65	4.2	77	74.3	21	3.7	196	239.0	5	48	244	39	19	487	1		
NEW ENGLAND	16	1	13	2	14	5	35.7	224	293.0	65	3.4	40	65.8	22	1.8	184	227.3	5	44	228	38	23	605	1		
DALLAS	19	3	15	1	15	4	26.7	266	286.0	70	3.8	41	60.8	21	1.9	225	225.2	5	46	271	44	24	545	3		
at San Diego	19	4	14	1	10	3	30.0	358	298.0	55	6.5	42	57.7	10	4.2	316	240.3	5	36	352	40	26	650	2		
at NY Jets	20	12	4	4	16	5	31.3	211	285.6	71	3.0	137	69.0	44	3.1	74	216.6	5	51	125	22	14	636	0		
SEATTLE	13	9	4	0	13	2	15.4	214	276.6	56	3.8	164	80.9	30	5.5	50	195.8	5	47	97	21	10	476	0		
at LA Raiders	25	4	19	2	13	6	46.2	407	391.1	78	5.2	81	80.9	27	3.0	326	210.2	4	41	367	47	25	532	4		
SAN DIEGO	14	2	11	1	18	9	50.0	225	284.5	63	3.6	78	80.6	39	2.0	147	203.9	1	4	151	23	17	739	1		
KANSAS CITY	16	3	12	1	19	5	26.3	297	285.6	79	3.8	77	80.3	20	3.9	220	205.4	5	55	275	54	23	436	1		
at NY Giants	14	7	6	1	15	5	33.3	262	283.7	59	4.4	143	85.5	36	4.0	119	198.2	3	29	148	20	11	550	0		
CINCINNATI	22	7	14	1	8	3	37.5	426	294.6	52	8.2	124	88.5	21	5.9	302	206.2	1	4	306	30	21	700	1		
at Kansas City	12	7	5	0	15	4	26.7	169	285.6	59	2.9	76	87.6	29	2.6	93	198.1	1	13	106	29	14	483	0		
WASHINGTON	19	6	12	1	13	4	30.8	412	294.1	64	6.4	127	90.2	31	4.1	285	203.9	0	0	285	33	15	455	2		
at Seattle	27	14	12	1	8	4	50.0	536	309.1	61	8.8	298	103.2	37	8.1	238	206.0	0	0	238	24	17	708	0		

DENVER BRONCOS STATISTICS PAGE 2 DEFENSE

	PEN.		PUNTS				PUNT RTNS			KICK RTNS.			MISC. RTNS.						FUM.		SCORING							TIME OF POSSESSION
	NUM.	YDS. LOST	NUM.	YDS.	AVG.	NET AVG.	NUM. RTNS.	YDS.	AVG.	NUM. RTNS.	YDS.	AVG.	NUM. RTNS.	YDS.	AVG.	NUM.	YDS.	AVG.	NUM.	LOST	TOTAL TD.	RUSH	PASS	RETURN	PAT.	FG	TOTAL PTS.	
LA RAIDERS	12	112	4	146	36.5	31.3	4	25	6.3	8	201	25.1				0	0	0.0	4	3	4	1	3	0	4-4	2-2	36	28:36
at Pittsburgh	6	35	7	308	44.0	36.0	2	19	9.5	2	27	13.5				0	0	0.0	1	1	1	0	0	1-1	1-2	10	25:31	
at Philadelphia	5	34	6	219	36.5	33.0	5	32	6.4	6	132	22.0				1	11	11.0	5	2	1	0	1	1-1	0-0	7	31:27	
NEW ENGLAND	6	44	7	334	47.7	36.7	5	72	14.4	4	87	21.8				1	17	17.0	1	0	2	0	2	0	2-2	2-3	20	30:46
DALLAS	11	70	7	313	44.7	38.3	4	21	5.3	3	54	18.0				0	0	0.0	1	0	2	1	1	0	2-2	0-0	14	33:02
at San Diego	8	66	4	170	42.5	29.3	0	0	0.0	4	50	12.5				1	6	6.0	0	0	2	1	1	0	2-2	0-0	14	21:13
at NY Jets	11	85	7	280	40.0	36.0	4	65	16.3	4	36	9.0	1	42	42.0	2	7	3.5	1	0	2	1	1	0	2-2	2-2	22	38:38
SEATTLE	10	101	8	361	45.1	36.6	1	0	0.0	4	140	35.0				1	20	20.0	2	0	1	0	1	0	1-1	2-3	13	27:38
at LA Raiders	8	69	2	96	48.0	36.0	1	10	5.0	4	62	15.5				0	0	0.0	2	2	1	0	1	0	1-1	1-2	10	33:02
SAN DIEGO	5	25	4	182	45.5	33.0	2	17	8.5	2	31	15.5				3	89	29.7	1	1	0	0	0	0	0-0	3-4	9	35:50
KANSAS CITY	9	91	8	329	41.1	29.1	0	0	0.0	3	43	14.3				0	0	0.0	3	3	2	0	2	0	2-2	1-1	17	29:41
at NY Giants	9	89	6	293	48.8	35.0	1	2	2.0	5	99	19.8	1	75	78.0	2	88	44.0	2	2	1	0	0	1	1-1	4-4	19	28:57
CINCINNATI	8	64	3	116	38.7	35.0	1	0	0.0	4	101	25.3				0	0	0.0	6	2	4	2	2	0	4-4	0-1	28	20:43
at Kansas City	1	5	7	273	39.0	30.6	4	43	10.8	3	47	15.7	1	72	72.0	5	125	23.0	1	1	4	1	2	1	4-4	3-3	37	27:08
WASHINGTON	7	59	4	193	48.3	36.3	4	49	12.3	4	83	20.8				0	0	0.0	0	0	4	2	2	0	3-4	1-3	30	26:44
at Seattle	10	80	2	76	38.0	32.0	2	7	3.5	5	106	21.2				0	0	0.0	1	1	5	3	2	0	5-5	2-2	41	33:03

BRONCOS DEPARTMENTAL LEADERS

Category	Player	AFC Rank	AFC Leader	NFL Rank	NFL Leader
Scoring	Karlis-104	3rd (Kickers)	Franklin, NE-140	8th (Kickers)	Franklin, NE-140
Rushing	Winder-789	7th	Warner, Sea-1,481	17th	Dickerson, Rams-1,821
Passing	Elway-280-504, 3,485 yards, 19TD, 13 ints., 79.0 rating				
Receiving	Willhite-64 M. Jackson-738	9th T-12th 20th	Marino, Mia-92.5 Christensen, Raid-95 Morgan, NE-1,491	11th T-19th 35th	Kramer, Minn-92.6 Christensen, Raid-95 Rice, SF-1,570
Punting	Horan, 41.1	7th	Stark, Ind-45.2	15th	Stark, Ind-45.2
Interceptions	Harden-6	T-5th	Cherry, KC-9	T-11th	Lott, SF-10
Kickoff Returns	Bell-23.1	4th	Sanchez, Pitt-23.6	6th	Gentry, Chi-28.8
Punt Returns	Willhite-11.1	2nd	Edmonds, Sea-12.3	3rd	Edmonds, Sea-12.3

HOW THE BRONCOS RANKED (Continued on page 00)

Category	Broncos Total	AFC Rank	AFC Leader	NFL Rank	NFL Leader
OFFENSE					
Points scored	378	5th	Mia-430	6th	Mia-430
First downs	339	5th	SD-380	6th	SD-380
Total plays	1042	10th	SD-1107	17th	SF-1118
Total yards	5216	9th	Cin-6490	15th	Cin-6490
Rushing yards	1678	7th	Cin-2533	20th	Chi-2700
Passing yards (net)	3538	7th	Mia-4779	10th	Mia-4779
Penalties	104	T-7th	NYJ-131	T-11th	NYJ-131
Penalty yards	910	5th	Hou-1018	8th	Hou-1018
Fumbles	24	14th	Ind-41	28th	Dal-44
Fumbles lost	13	T-10th	Raid-24	T-19th	Raid-24
DEFENSE					
Points allowed	327	5th	Sea-293	15th	Chi-187
Total TDs allowed	36	T-3rd	Sea-34	T-11th	Chi-20
Touchdowns rushing	13	T-5th	Pitt-10	T-12th	Chi-4
Touchdowns passing	21	T-4th	NE-15	T-13th	Chi-12
Total first downs	291	4th	Raid-283	12th	Chi-241
Rushing	93	T-3rd	Raid-85	T-5th	Chi-67
Passing	177	T-7th	Hou-137	T-17th	Hou-137
Penalty	21	4th	NE-15	9th	Rams-10
Total yards allowed	4947	3rd	Raid-4804	9th	Chi-4130
Passer tackled	49	3rd	Raid-63	9th	Raid-63
Interceptions	18	T-7th	KC-31	T-18th	SF-39
Fumbles recovered	17	7th	SD-22	T-12th	SD-22
Takeaways-Giveaways	+6	5th	NE- +16	T-9th	SF- +20

GAME-BY-GAME REVIEW

DENVER 38, LOS ANGELES RAIDERS 36

DENVER, CO., Sept. 7 - John Elway's seven-yard touchdown pass to Gene Lang with 5:11 left in the game put Denver up for good in a 38-36 victory over the Raiders. The Broncos took the opening kickoff and marched 70 yards in four plays, scoring on a 35-yard pass from Elway to Steve Watson. Los Angeles tied the score at seven apiece several minutes later on a 16-yard Marc Wilson-to-Marcus Allen pass, and then grabbed a 14-7 lead late in the first quarter when Wilson threw a 16-yard touchdown pass to Todd Christensen. Denver was penalized on the ensuing kickoff and took possession on its own nine-yard line. On third-and-15 from the five, Elway was chased out of the back of the endzone, and the safety put the Raiders up 16-7. Los Angeles went up 19-7 on a Chris Bahr field goal to start the second quarter. Denver then drove 77 yards in seven plays, scoring on a 23-yard pass from running back Steve Sewell to John Elway. The Raiders answered with a drive of their own, and another Bahr field goal put Los Angeles up 22-14 midway through the second quarter. The next six minutes belonged to Denver as the Broncos mounted an 11-play drive covering 68 yards. A 19-yard interference penalty against the Raiders' Stacey Toran gave the Broncos the ball on the one, and Gene Lang powered over to put Denver within one point at 22-21 with just over a minute remaining in the half. The Raiders opened the second half with a 54-yard drive that ended on a two-yard Allen touchdown run, putting Los Angeles up 29-21. The next Denver drive stalled and after a punt and a penalty, the Raiders wound up with the ball on their own 12-yard line. On third-and-12 from the 10, Allen ran around the right side and Bronco linebacker Ken Woodard stripped the ball away and returned it 12-yards for a touchdown, narrowing the Raiders' lead again, 29-28. Wilson hit Rod Barksdale with a 53-yard TD pass, four plays into the Raiders' next drive to give his team a 36-28 lead with 9:40 to go in the third quarter. Los Angeles' next drive ended on a 26-yard Ray Guy punt and Denver opened the fourth quarter on the Raiders' 35-yard line. They gained just two yards, but Rich Karlis connected on a 51-yard field goal, the longest of his career, to make the score 36-31. Raider running back Napoleon McCallum fumbled the ensuing kickoff and Denver got the ball at the Los Angeles 39. Nine plays later Elway threw the TD pass to Lang to give Denver a lead of 38-36. Los Angeles did get to the Broncos' 26 later in the fourth quarter but Steve Foley forced a Dokie Williams fumble and Dennis Smith recovered for Denver on the 10. Rulon Jones sacked Wilson on the final play of the game ending the Raiders' comeback bid.

LA Raiders	16	6	14	0	-	36
Denver	7	14	7	10	-	38

	Team Statistics	LA	Den
Den-Watson 35 pass from Elway (Karlis kick) (4-70)	First Downs	22	20
LA-Allen 24 pass from Wilson (Bahr kick) (3-30)	Rushes-yards	29-112	26-55
LA-Christensen 16 pass from Wilson (Bahr kick) (4-75)	Passing yards	315	235
LA-Safety - Elway tackled in end zone by Townsend	Return yards	25	21
LA-Bahr 43 FG (8-36)	Passes	33-20-0	36-22-0
Den-Elway 23 pass from Sewell (Karlis kick) (7-77)	Punts	4-36.5	6-42.3
LA-Bahr 42 FG (9-54)	Fumbles-lost	4-3	0-0
Den-Lang 1 run (Karlis kick) (11-68)	Penalties-yards	12-112	10-70
LA-Allen 2 run (Bahr Kick) (7-54)	Time of Possession	28:36	31:24
Den-Woodard 12 fumble return (Karlis kick)			
LA-Barksdale 57 pass from Wilson (Bahr kick) (4-77)			
Den-Karlis 51 FG (4-2)			
Den-Lang 7 pass from Elway (Karlis kick) (9-39)			
Attendance - 75,695			

INDIVIDUAL STATISTICS

LA Raiders

RUSHING - Hawkins 4-9, Allen 24-102, Wilson 1-5. **PASSING** - Wilson 20-35-0, 346 yards. **RECEIVING** - Allen 6-102, Williams, 2-69, Christensen 7-84, Hawkins 3-26, Barksdale 2-65.

Denver

RUSHING - Winder 12-8, Willhite 1-6, Sewell 4-13, Lang 9-28. **PASSING** - Elway 21-35-0, 239 yards, Sewell 1-1-0, 23 yards. **RECEIVING** - Johnson 4-53, Watson 2-71, Willhite 3-30, Sewell 4-40, Winder 1-7, Elway 1-23, M. Jackson 4-26, Lang, 3-12.

BRONCO DEPTH CHART

Tentative Depth Chart

(This does not include players signed for 1987, nor players who spent all of the 1986 season on injured reserve)

OFFENSE

WR	82 Vance Johnson	80 Mark Jackson	
LT	70 Dave Studdard	74 Dan Remsberg	
LG	54 Keith Bishop	63 Mark Cooper	62 Mike Freeman
C	64 Billy Bryan	54 Keith Bishop	62 Mike Freeman
RG	63 Mark Cooper	62 Mike Freeman	60 Paul Howard*
RT	76 Ken Lanier	74 Dan Remsberg	
TE	88 Clarence Kay	89 Orson Mobley (H-Back)	85 Joey Hackett
WR	81 Steve Watson	84 Clint Sampson	30 Steve Sewell
QB	7 John Elway	8 Gary Kubiak	
RB	23 Sammy Winder	30 Steve Sewell	35 Ken Bell
	47 Gerald Willhite	33 Gene Lang	46 Bobby Micho

DEFENSE

LE	75 Rulon Jones	90 Freddie Gilbert
NT	71 Greg Kragen	69 Tony Colorito
RE	61 Andre Townsend	90 Freddie Gilbert
LOLB	50 Jim Ryan	73 Simon Fletcher
LILB	77 Karl Mecklenburg	59 Darren Comeaux
RILB	98 Ricky Hunley	55 Rick Dennison
ROLB	52 Ken Woodard	
LCB	20 Louis Wright	36 Mark Haynes
FS	43 Steve Foley	22 Tony Lilly
SS	49 Dennis Smith	48 Randy Robbins
RCB	31 Mike Harden	45 Steve Wilson

SPECIALISTS

K	3 Rick Karlis		
P	2 Mike Horan		
KR	33 Gene Lang	35 Ken Bell	80 Mark Jackson
PR	47 Gerald Willhite	82 Vance Johnson	
KS	54 Keith Bishop	64 Billy Bryan	
H	8 Gary Kubiak	2 Mike Horan	

PRONUNCIATION GUIDE: COMEAUX (co-mo), WINDER (wine-der), KARLIS (CAR-liss), MICH0 (mitch-o), HORAN (hor-RAN).

*Finished 1986 season on injured reserve.

DENVER BRONCOS 1987 VETERAN ROSTER

This does not include players signed for 1987.

No.	Name	Pos.	Height	Weight	Birthdate	NFL Exp.	College	Hometown of High school	How Acq.	'86 Games/ Starts
35	Bell, Ken	RB	5-10	190	11/16/64	2	Boston College	Greenwich, CT.	FA '86	16/0
54	Bishop, Keith	C/G	6-3	265	3/10/57	7	Baylor	La Jolla, CA.	D6 '80	16/14
64	Bryan, Billy	C	6-2	255	9/21/55	11	Duke	Burlington, N.C.	D4 '77	16/16
69	Colorito, Tony	NT	6-5	260	9/8/64	2	So. California	Brooklyn, N.Y.	D5 '86	15/0
59	Comeaux, Darren	LB	6-1	227	4/15/60	6	Arizona State	San Diego, CA.	FA '82	16/0
#63	Cooper, Mark	G	6-5	270	2/14/60	5	Miami (Fla.)	Miami, FL.	D2 '83	8/4
55	Dennison, Rick	LB	6-3	220	6/22/58	6	Colorado State	Kalispel, MT.	FA '82	16/2
7	Elway, John	QB	6-3	212	6/28/60	5	Stanford	Port Angeles, WA	T(Ind) '83	16/16
73	Fletcher, Simon	DE	6-5	240	2/18/62	3	Houston	Bay City, Texas	D2b '85	16/2
43	Foley, Steve	S	6-3	190	11/11/53	12	Tulane	New Orleans, LA.	D8 '75	16/15
62	Freeman, Mike	G	6-3	256	10/13/61	3	Arizona	Mt. Holly, N.J.	FA '84	3/0
90	Gilbert, Freddie	DE	6-4	275	4/8/62	2	Georgia	Griffin, GA.	SD1 '84	15/0
85	Hackett, Joey	TE	6-5	267	9/29/58	2	Elon College	Greensboro, N.C.	FA '86	16/4
31	Harden, Mike	CB	6-1	192	2/16/59	8	Michigan	Memphis, TN.	D5a '80	16/16
36	Haynes, Mark	CB	5-11	195	11/6/58	8	Colorado	Kansas City, KS.	T(NYG) '86	11/0
2	Horan, Mike	P	5-11	190	2/1/59	4	Long Beach State	Orange, CA.	FA '86	4/0
60	Howard, Paul	G	6-3	260	9/12/50	14	Brigham Young	San Jose, CA.	D3a '73	15/13
98	Hunley, Ricky	LB	6-2	250	11/11/61	4	Arizona	Petersburg, VA.	T(Cin) '84	16/15
80	Jackson, Mark	WR	5-9	174	7/23/63	2	Purdue	Chicago, IL.	D6b '86	16/1
82	Johnson, Vance	WR	5-11	174	3/13/63	3	Arizona	Trenton, N.J.	D2a '85	12/7
75	Jones, Rulon	DE	6-6	260	3/25/58	8	Utah State	Salt Lake City, UT.	D2 '80	16/16
#3	Karlis, Rich	K	6-0	180	5/23/59	6	Cincinnati	Salem, Ohio	FA '82	16/0
88	Kay, Clarence	TE	6-2	237	7/30/61	4	Georgia	Seneca, S.C.	D7 '84	13/12
#71	Kragen, Greg	NT	6-3	245	3/4/62	3	Utah St.	Chicago, IL.	FA '85	16/14
8	Kubiak, Gary	QB	6-0	192	8/15/61	5	Texas A & M	Houston, Tex.	D8 '83	16/0
76	Lanier, Ken	T	6-3	269	7/8/59	7	Florida St.	Columbus, Ohio	D5 '81	16/16
33	Lang, Gene	RB	5-10	196	3/15/62	4	Louisiana State	Pass Christian, MS.	D11 '84	15/2
22	Lilly, Tony	S	6-0	199	2/16/62	4	Florida	Alexandria, VA.	D3 '84	16/1
77	Mecklenburg, Karl	DE/LB	6-3	230	9/1/60	5	Minnesota	Edina, Minn.	D12 '83	16/16
#46	Micho, Bobby	TE	6-3	235	3/7/62	3	Texas	Omaha, NE.	Waivers '86	4/0
89	Mobley, Orson	TE	6-5	256	3/4/63	2	Salem College	Brooksville, FL.	D6a '86	15/3
74	Rensberg, Dan	T	6-6	275	4/7/62	2	Abilene Christian	Temple, Texas	FA '86	16/1
48	Robbins, Randy	S	6-2	189	9/14/62	4	Arizona	Casa Grande, AZ.	D4 '84	16/1
50	Ryan, Jim	LB	6-1	218	5/18/57	9	William and Mary	Bellmawr, N.J.	FA '79	16/14
#84	Sampson, Clint	WR	5-11	183	1/4/61	5	San Diego State	Los Angeles, CA.	D3 '83	15/5
30	Sewell, Steve	RB/WR	6-3	210	4/2/63	3	Oklahoma	San Francisco, CA.	D1 '85	11/2
49	Smith, Dennis	S	6-3	200	2/3/59	7	So. California	Santa Monica, CA.	D1 '81	14/14
70	Studdard, Dave	T	6-4	260	11/22/55	9	Texas	San Antonio, Texas	FA '79	15/15
61	Townsend, Andre	DE/NT	6-3	265	10/8/62	4	Mississippi	Chicago, IL.	D2 '84	16/16
81	Watson, Steve	WR	6-4	195	5/28/57	9	Temple	Baltimore, MD.	FA '79	16/16
#47	Willhite, Gerald	RB	5-10	200	5/30/59	6	San Jose State	Sacramento, CA.	D1 '82	16/12
45	Wilson, Steve	CB	5-10	195	8/25/57	9	Howard	Los Angeles, CA.	DA '82	16/0
23	Winder, Sammy	RB	5-11	203	7/15/59	6	So. Mississippi	Madison, MS.	D5 '82	16/15
52	Woodard, Ken	LB	6-1	218	1/22/60	6	Tuskegee Inst.	Detroit, Mich.	D10 '82	16/1
20	Wright, Louis	CB	6-3	200	1/31/53	13	San Jose State	Gilmer, Texas	D1 '75	16/16

#-indicates Option payout; subject to developments.

*-indicates missed '86 season due to injury.

HOW THE BRONCOS WERE BUILT

Year	Draft	Trades	Free Agents/ Waivers
1973 7-5-2 2nd, AFC West	G Paul Howard (3a) IR		
1975 6-8-0 2nd, AFC West	CB Louis Wright (1) FS Steve Foley (8)		
1977 12-2-0 1st, AFC West AFC Champions	C Billy Bryan (4)		
1979 10-6-0 2nd, AFC West			LB Jim Ryan* T Dave Studdard** WR Steve Watson*
1980 8-8-0 4th, AFC West	DE Rulon Jones (2) DB Mike Harden (5a) C/G Keith Bishop (6)		
1981 10-6-0 2nd, AFC West	SS Dennis Smith (1) T Ken Lanier (5)		
1982 2-7-0 5th, AFC West	RB Gerald Willhite (1) RB Sammy Winder (5) 5th, RB Ken Woodard (10)		LB Darren Comeaux* LB Rick Dennison** K Rich Karlis** CB Steve Wilson**
1983 9-7-0 3rd, AFC West	G Mark Cooper (2) WR Clint Sampson (3) OB Gary Kubiak (8) LB/DE Karl Mecklenburg (12)	OB John Elway (from Baltimore)	
1984 13-3-0 1st, AFC West	DE/NT Andre Townsend (2) FS Tony Lilly (3) SS Randy Robbins (4) TE Clarence Kay (7) RB Gene Lang (II) (IR)	LB Ricky Hunley (from Cincinnati)	G Mike Freeman*
1985 11-5-0 2nd, AFC West	RB Steve Sewell (1) WR Vance Johnson (2a) DE Simon Fletcher (2b)		NT Greg Kragen*
1986 11-5-0 1st, AFC West AFC Champions	G/T Jim Juriga (4) IR NT Tony Colorito (5) TE Orson Mobley (6a) WR Mark Jackson (6b) LB Bruce Klostermann (8) (IR)	CB Mark Haynes (from NY Giants)	RB Ken Bell* LB Dallas Cameron**IR RB Joe Dudek* P Mike Horan** TE Bobby Micho (Waivers/SD) TE Joey Hackett** DE Freddie Gilbert (SDr1., 84) WR Gary Rolle** IR G/T Stan Short** IR DE Ray Woodard** IR

IR—Injured reserve at the end of the 1986 season.

Number in parentheses after draft choices indicates the round in which the player was taken.
* — indicates player was a rookie free agent when he joined the Broncos.

** — indicates player was an NFL veteran or had been in other camps before joining the Broncos as a free agent.

SDr. — (Freddie Gilbert) Taken in the first round of the 1984 NFL Supplemental Draft.
Waivers/SD — (Bobby Micho) Drafted by Denver in the 10th round in 1984. Returned to Denver via waivers in 1986.

DENVER 21, PITTSBURGH 10

PITTSBURGH, PA., Sept. 15 — Denver beat the Steelers 21-10 in Three Rivers Stadium in a nationally televised Monday night game. The Broncos were led by John Elway, who passed for 243 yards and three touchdowns, and a relentless Orange Crush defense that limited Pittsburgh to just 30 yards rushing. A missed Gary Anderson field goal was the closest either team came to scoring in the first quarter. Denver's first drive of the second period went 80 yards in 10 plays, culminating in a 21-yard Elway-to-Steve Watson touchdown pass. Denver took the opening kickoff of the second half and moved to the Steeler 10, but kicker Rich Karlis was wide left on a 27-yard field goal attempt. Pittsburgh mounted an eight-play, 55-yard drive then, and Anderson kicked a 42-yard field goal to make the score 7-3. Denver took six plays to reach the Pittsburgh 34 on the next drive, with Elway hitting Steve Sewell for a touchdown to put Denver up 14-3 near the end of the third quarter. The Steelers then mounted a 12-play, 73-yard drive, and pulled to 14-10 on a seven-yard TD run by Rich Erenberg. Denver's next play from scrimmage resulted in one of the first controversies concerning the NFL's new instant replay system. On the play, Elway threw a backward pass to Gerald Willhite, who then threw to Watson for an apparent 79-yard touchdown. The officials ruled that Elway had thrown a forward pass to Willhite, and before that ruling was overturned by the replay official, Denver had run another play. Late in the fourth quarter, Tony Lilly intercepted a Mark Malone pass and the Broncos got the ball to the Steeler 31. Six plays into the drive Elway threw his third TD pass of the night, this one from 13 yards out to Sammy Winder. Steve Foley intercepted a pass to end the Steeler's final drive.

Denver	0	7	7	7	—	21
Pittsburgh	0	0	3	7	—	10

	Team Statistics	Den	Pitt
Den-Watson 21 pass from Elway (Karlis kick) (10-82)	First downs	20	17
Pitt-Anderson 42 FG (8-55)	Rushes-yards	28-91	15-30
Den-Sewell 34 pass from Elway (Karlis kick) (6-80)	Passing yards	235	206
Pitt-Erenberg 7 run (Anderson kick) (12-73)	Return yards	134	46
Den-Winder 13 pass from Elway (Karlis kick) (6-31)	Passes	39-21-0	48-22-2
Attendance — 57,305	Punts	7-37.4	7-44.0
	Fumbles-lost	3-1	1-1
	Penalties-yards	8-45	6-35
	Time of Possession	34:29	25:31

INDIVIDUAL STATISTICS

Denver

RUSHING — Lang 4-16, Sewell 4-16, Winder 15-54, Boddie 1-2, Elway 2-(-5), Willhite 2-8. **PASSING** — Elway 21-39-0, 243 yards. **RECEIVING** — Willhite 5-25, Sampson 3-30, Sewell 3-43, Watson, 6-71, Kay 2-44, Jackson 1-17, Winder 1-13.

Pittsburgh

RUSHING — Abercrombie 5-7, Pollard 3-9, Hughes 5-7, Erenberg 2-7. **PASSING** — Malone 22-48-2, 216 yards. **RECEIVING** — Lipps 6-70, Thompson 2-17, Hughes 3-23, Gothard 1-9, Stallworth 6-73, Erenberg 4-24.

DENVER 33, PHILADELPHIA 7

PHILADELPHIA, PA., Sept. 21 — The Broncos stretched their record to 3-0 after overwhelming the Eagles 33-7 in the team's second straight Pennsylvania road trip. Denver took a 2-0 lead on the opening kickoff when Philadelphia kick returner Junior Tautalatasi was hit by Mike Harden and fumbled, and the ball rolled out of the back of the endzone. After the Eagles' free kick, Denver drove to the Philadelphia 12 and Rich Karlis nailed a 30-yard field goal to put the Broncos up 5-0. Later in the first quarter, cornerback Mike Harden intercepted a Randall Cunningham pass and returned it 32 yards for a touchdown to put Denver up 12-0. Early in the second period, Rick Dennison sacked Ron Jaworski, who fumbled, and Denver nose tackle Greg Kragen recovered the ball on the Denver 49. Six plays later John Elway hit tackle Dave Studdard, who was an eligible receiver on the play, for a two-yard TD, giving Denver a 19-0 lead. The Broncos' next drive began at the 50, and on the first play Elway hit Steve Sewell for a 40-yard gain, setting up a four-yard TD run by Sammy Winder two plays later, as the Broncos went into the dressing room at halftime leading 26-0. Gerald Willhite ran for 42 of his 91 yards on the day on Denver's first play of the second half, a gain that helped set up a 17-yard TD run by Winder. Philadelphia scored on its next possession on a 29-yard pass from Cunningham to Kenny Jackson, and the score remained 33-7. Denver was led on offense by Sammy Winder (20 carries, 104 yards) and Gerald Willhite (11 carries, 91 yards). The Broncos' defense recovered a fumble, had an interception, and sacked the Eagles' quarterbacks four times.

Denver	12	14	7	0	—	33
Pittsburgh	0	0	7	0	—	7

Den-Safety — Philadelphia fumble goes out of end zone.
 Den-Karlis 30 FG (12-70)
 Den-Harden 32 interception return
 Den-Studdard 2 pass from Elway (Karlis kick) (6-51)
 Den-Winder 4 run (Karlis kick) (3-50)
 Den-Winder 17 run (Karlis kick) (6-78)
 Phil-Jackson 29 pass from Cunningham (McFadden kick) (7-75)
 Attendance — 63,839

Team Statistics	Den	Phil
First downs	19	16
Rushes-yards	36-203	21-77
Passing yards	125	204
Return yards	97	175
Passes	23-14-1	39-19-1
Punts	6-38.8	6-36.5
Fumbles-lost	0-0	5-2
Penalties-yards	2-15	5-34
Time of Possession	28:33	31:27

INDIVIDUAL STATISTICS

Denver

RUSHING — Winder 20-104, Willhite, 11-91, Elway 1-11, J. Jackson 1-1, Bell 1-(-2), Kubiak 2-(-2). **PASSING** — Elway 7-21-0, 96 yards, Kubiak 7-11-1, 69 yards, Sewell 0-1-0. **RECEIVING** — Willhite 4-43, Sewell 5-87, Winder 1-12, Studdard 1-2, Sampson 1-5, Jackson 1-9, Bell 1-7.

Philadelphia

RUSHING — Byars 8-21, Haddix 5-22, Jackson 1-6, Tautalatasi 3-3, Cunningham 3-25, Jaworski 1-0. **PASSING** — Jaworski 14-32-0, 191 yards, Cunningham 2-3-1, 32 yards, Cavanaugh 3-4-0, 21 yards. **RECEIVING** — Jackson 5-127, Spagnola 4-24, Quick 3-34, Haddix 3-32, Little 2-19, Byars 1-3, Tautalatasi 1-5.

DENVER 27, NEW ENGLAND 20

DENVER, CO., Sept. 28 — Denver roared back from a 13-3 halftime deficit and rolled over the Patriots in the second half to win 27-20, increasing their record to 4-0. Denver put the first points on the board early in the first quarter on a 44-yard Rich Karlis field goal. The rest of the first half belonged to the Patriots as they outgained Denver 186 yards to 76 and built up a 13-3 lead going into the dressing room at halftime. Denver drove 72 yards in seven plays to open the second half and moved within three at 13-10 on a one-yard pass from John Elway to Clarence Kay. Later in the third quarter, another Denver drive (eight plays, 68 yards) ended on a 12-yard TD run by Sammy Winder to give Denver the lead at 17-13. The Orange Crush stifled the Patriots' next drive and the Broncos mounted yet another scoring drive early in the fourth quarter, culminating with a one-yard TD plunge by Gerald Willhite. New England again failed to move the ball and on Denver's next drive the Broncos took 12 plays to move 44 yards, with a Rich Karlis field goal putting the team up 27-13. New England scored on the last play of the game to make the final score 27-20. Denver had 19 first downs to the Patriots 5 in the second half of the Jekyll and Hyde contest, and Denver's defense registered five sacks. Safety Steve Hyde had an interception to give him 44 for his career, the most in Bronco history.

New England	0	13	0	7	—	20
Denver	3	0	14	10	—	27

Den-Karlis 44 FG (7-29)
 NE-Franklin 34 FG (11-48)
 NE-Morgan 5 pass from Eason (Franklin kick) (2-5)
 NE-Franklin 37 FG (4-26)
 Den-Kay 1 pass from Elway (Karlis kick) (7-72)
 Den-Winder 12 run (Karlis kick) (8-58)
 Den-Willhite 1 run (Karlis kick) (6-53)
 Den-Karlis 34 FG (12-44)
 NE-Fryar 10 pass from Eason (Franklin kick) (6-61)
 Attendance — 75,804

Team Statistics	NE	Den
First downs	16	22
Rushes-yards	22-40	30-159
Passing yards	184	179
Return yards	176	152
Passes	38-23-1	33-17-1
Punts	7-47.7	5-43.6
Fumbles-lost	1-0	3-1
Penalties-yards	6-44	5-67
Time of Possession	30:46	29:14

INDIVIDUAL STATISTICS

New England

RUSHING — James 11-25, Collins 5-6, Tatupu 3-4, Eason 2-12, Jones 1-(-7). **PASSING** — Eason 23-37-0, 228 yards, James 0-1-1. **RECEIVING** — Collins 9-94, Jones 3-54, Morgan 2-14, James 3-25, Baty 2-13, Fryar 2-20, Hawthorne 2-8.

Denver

RUSHING — Winder 21-92, Sewell 2-10, Elway 1-3, Willhite 5-54. **PASSING** — Elway 17-33-1, 185 yards, Sewell 0-0-0 (sacked). **RECEIVING** — Jackson 3-71, Winder 1-(-1), Willhite 3-35, Watson 4-39, Kay 2-17, Sampson 2-9, Sewell 2-15.

DENVER 29, DALLAS 14

DENVER, CO., Oct. 5 — Dan Reeves grabbed his 50th victory as Denver's head coach in his first matchup against Dallas, a team he spent 15 years with as a player and coach. The Broncos exploded for 22 second-quarter points and never looked back as they defeated a Cowboy team that was without quarterback Danny White and running back Tony Dorsett. The Broncos' Orange Crush Defense held Dallas to 41 yards rushing in the victory and propelled Denver to 5-0. Neither team threatened to score until late in the first quarter when Cowboy quarterback Steve Pelluer hit Mike Sherrard for 42 yards, setting Dallas up on the Denver 12. Three plays later from the four-yard line, Louis Wright picked off a Pelluer pass and returned it 56 yards to the Dallas 43. Eight plays later John Elway threw a four-yard TD pass to Gerald Willhite to give the Broncos a 7-0 lead. Dallas started its next drive at the 16, but was pushed back on first down as Karl Mecklenburg grabbed Walker for a five-yard loss. Two plays later Rulon Jones sacked Pelluer in the end zone for a safety. After the Cowboys' free kick, Denver mounted a five-play 58-yard scoring drive, buoyed by a 50-yard pass from Elway to rookie Mark Jackson. Willhite scored his second TD of the day on a one-yard plunge, giving Denver a 16-0 lead with just over six minutes remaining in the first half. After an exchange of punts, the Broncos took possession with 1:50 left and moved 80 yards in 7 plays, aided by three Dallas penalties, to score on another Elway-to-Willhite pass, this one from 15 yards out. In the first half Denver outgained Dallas 209 yards to 99, limiting the Cowboys to just four first downs. Dallas mounted a nine-play, 60-yard scoring drive early in the third quarter, scoring on a three-yard run by Walker. Denver answered that drive late in the third with a 13-play, 80-yard march down the field, featuring Elway completions of 18, 11, 16, and 16 yards. Elway hit Gene Lang with a 12-yard TD strike early in the fourth quarter, giving the Denver QB his third TD pass of the day. Dallas scored again several minutes later, a four-yard pass from Pelluer to Timmy Newsome, but Denver held on to win 29-14.

Dallas	0	0	7	7	—	14
Denver	0	22	0	7	—	29

Den-Willhite 9 pass from Elway (Karlis kick) (8-43)
 Den-Safety — Pelluer tackled in end zone by Jones
 Den-Willhite 1 run (Karlis kick) (5-58)
 Den-Willhite 15 pass from Elway (Kick failed) (7-80)
 Dal-Walker 3 run (Septien kick) (9-60)
 Den-Lang 12 pass from Elway (Karlis kick) (13-80)
 Dal-Newsome 4 pass from Pelluer (Septien kick) (5-46)
 Attendance — 76,082

Team Statistics

	Dal	Den
First downs	19	19
Rushes-yards	21-41	37-121
Passing yards	225	198
Return yards	21	133
Passes	44-24-3	25-12-0
Punts	7-44.7	7-39.1
Fumbles-lost	2-0	2-2
Penalties-yards	11-70	8-66
Time of Possession	33:02	26:58

INDIVIDUAL STATISTICS

Dallas

RUSHING — Lavette 2-(-6), Walker 15-33, Pelluer 1-3, Newsome 3-11. **PASSING** — Pelluer 24-44-3, 271 yards. **RECEIVING** — Hill 4-50, Walker 5-34, Banks 5-40, Sherrard 3-64, Newsome 5-58, Cosbie 2-25.

Denver

RUSHING — Winder 22-73, Willhite 10-24, Lang 1-3, Elway 3-22, Sewell 1-(-1). **PASSING** — Elway 12-24-0, 200 yards, Willhite 0-1-0. **RECEIVING** — Sewell 2-21, Willhite 3-36, Jackson 1-50, Sampson 3-54, Kay 1-11, Watson 1-16, Lang 1-12.

DENVER 31, SAN DIEGO 14

SAN DIEGO, CA., Oct. 12 — The Broncos ran their record to 6-0, tying the Denver record, with a 31-14 victory over the Chargers in Jack Murphy Stadium. San Diego scored on its first possession, taking only three plays to go 47 yards, with Dan Fouts hitting Gary Anderson from seven yards out for a touchdown. Denver's next drive resulted in seven points, taking 10 plays to go 78 yards, including 46 yards on a John Elway-to-Steve Watson pass, with Sammy Winder going in from the one. Denver's Rich Karlis scored the only other points of the first half, a 21-yard field goal with 26 seconds remaining. After the Chargers' first drive of the second half stalled, the Broncos took the ball at their own 11-yard line. Elway completed five of eight passes for 85 yards on the drive, which ended on a three-yard TD pass to Gerald Willhite. The TD pass was a milestone for Elway, marking the 13th straight game in which he had thrown for a score. Denver's defense rose up again on the Chargers' next possession as Tony Lilly picked off a Fouts pass four plays into the drive. The Broncos offense went 82 yards in 15 plays and scored on a

one-yard run by Gerald Willhite to make the score 24-7. The Chargers charged back up with a 4th-and-19 from the two on their next possession, and a short punt fielded by Denver's Mike Harden was returned for 41 yards and a touch-down, putting Denver up 31-7. San Diego drove all the way to the Broncos' two-yard line on the next drive, but Lilly grabbed his second interception of the day to end the threat. San Diego added a TD late in the game on a four-yard run by Buford McGee. The Orange Crush limited San Diego to 42 yards rushing on 10 attempts in the game.

Denver	7	3	7	14	—	31
San Diego	7	0	0	7	—	14

SD-Anderson 7 pass from Fouts (Benirschke kick) (3-47)
Den-Winder 1 run (Karlis kick) (10-78)
Den-Karlis 21 FG (10-65)
Den-Willhite 3 pass from Elway (Karlis kick) (12-89)
Den-Willhite 1 run (Karlis kick) (15-82)
Den-Harden 41 punt return (Karlis kick)
SD-McGee 4 run (Benirschke kick) (12-85)
Attendance — 55,662

Team Statistics	Den	SD
First downs	25	19
Rushes-yards	37-156	10-42
Passing yards	247	316
Return yards	99	56
Passes	35-21-1	40-26-2
Punts	3-34.3	4-42.5
Fumbles-lost	1-0	0-0
Penalties-yards	5-56	8-66
Time of Possession	38:47	21:13

INDIVIDUAL STATISTICS

Denver

RUSHING — Winder 17-74, Sewell 2-15, Willhite 10-19, Lang 4-16, Elway 2-18, Bell 2-14. **PASSING** — Elway 20-34-1, 242 yards, Kubiak 1-1-0, 5 yards. **RECEIVING** — Kay 2-22, Watson 4-92, Willhite 4-37, Winder 5-32, Jackson 3-49, Sampson 1-4, Johnson 2-11.

San Diego

RUSHING — Anderson 3-6, James 5-27, McGee 2-9. **PASSING** — Fouts 26-40-2, 352 yards. **RECEIVING** — Chandler 3-58, Anderson 6-95, James 6-37, Winslow 3-48, Holohan 5-70, Sievers 1-9, Johnson 1-30, Spencer 1-5.

NEW YORK JETS 22, DENVER 10

EAST RUTHERFORD, N.J., Oct. 20 — The Jets handed Denver its first loss of 1986, as the Broncos fell 22-10 in a nationally televised Monday night game. New York outgained Denver 167 yards to 24 in the first half enroute to a 22-0 halftime lead. The Jets moved 65 yards in 12 plays in their first possession, scoring on a one-yard run by Johnny Hector. The following Denver drive stalled after three plays, and New York turned in another long drive, 10 plays for 56 yards, and made the score 10-0 on a Pat Leahy field goal. The Broncos could only get as far as the Jets 47 on the next possession, setting up yet another New York scoring drive, this one resulting in a Leahy field goal of 25 yards to make the score 13-0. Denver held the ball for just three plays, and a short Bronco punt was returned to the Denver 25 by the Jets' Kurt Sohn. Three plays later Ken O'Brien hit Wesley Walker with a 23-yard TD pass to give New York a 20-0 lead with just over two minutes remaining in the first half. With just 30 seconds left in the second quarter, John Elway was sacked in the end zone for a safety by Bobby Humphrey, giving the Jets a 22-0 halftime lead. Denver finally made a dent on the scoreboard early in the third quarter on a 47-yard Rich Karlis field goal. The Broncos forced New York to punt on the Jets' next possession, and Denver drove to the Jets eight-yard line before Elway was picked off by Kyle Clifton, ending the scoring threat. The Broncos moved into Jets territory early in the fourth quarter, making it to the 16 on a 13-yard scramble by Elway, who suffered a concussion on the play. Gary Kubiak, Elway's replacement, threw an interception on his first play from scrimmage to Bob Crable, who returned the ball to the Denver 40. The Broncos got the ball back with over five minutes remaining in the game, and Kubiak led the team 87 yards in six plays to score on a 20-yard pass that bounced off of Clarence Kay's hands and was caught by Sammy Winder for a TD, making the score 22-10. Denver gained just 38 yards rushing in the game, while the Jets' backs pounded out 137 yards.

Denver	0	0	3	7	—	10
NY Jets	10	12	0	0	—	22

NYJ-Hector 1 run (Leahy kick) (12-65)
NYJ-Leahy 27 FG (10-56)
NYJ-Leahy 25 FG (14-49)
NYJ-Walker 23 pass from O'Brien (Leahy kick) (2-25)
NYJ-Safety — Elway tackled in end zone by Humphrey
Den-Karlis 47 FG (7-35)
Den-Winder 20 pass from Kubiak (Karlis kick) (6-87)
Attendance — 73,759

Team Statistics	Den	NYJ
First downs	19	20
Rushes-yards	12-38	44-137
Passing yards	232	74
Return yards	97	108
Passes	42-23-2	22-14-0
Punts	6-38.3	7-40.0
Fumbles-lost	3-1	1-0
Penalties-yards	11-87	11-85
Time of Possession	21:22	38:38

INDIVIDUAL STATISTICS

Denver

RUSHING — Willhite 6-8, Elway 2-22, Winder 2-(-1), Jackson 1-5, Kubiak 1-4. **PASSING** — Elway 13-28-1, 145 yards, Kubiak 10-14-1, 114 yards. **RECEIVING** — Willhite 7-59, Sampson 7-64, Watson 4-59, Sewell 1-24, Winder 1-20, Kay 1-14, Johnson 1-5, Jackson 1-14.

New York Jets

RUSHING — Hector 25-76, McNeil 15-44, Paige 3-10, Ryan 1-7. **PASSING** — Ryan 9-10-0, 73 yards, O'Brien 5-12-0, 52 yards. **RECEIVING** — Toon 4-37, Hector 4-14, McNeil 2-26, Schuler 2-17, Walker 1-23, Klever 1-8.

DENVER 20, SEATTLE 13

DENVER, CO., Oct. 26 — The Broncos increased their AFC West lead to two games with a 20-13 victory over Seattle. John Elway passed for 321 yards in the contest, and Denver amassed 450 yards of total offense before the largest crowd to ever see a Bronco home game (76,089). Denver took the opening kickoff and marched 75 yards in nine plays, with Rich Karlis kicking a 22-yard field goal, two plays after an apparent TD pass from Elway to Mark Jackson was called back. Denver capitalized on a Seahawk miscue later in the first period when a 42-yard interference penalty led to a one-yard run by Sammy Winder. Denver's next possession ended with an Elway fumble, recovered by Jacob Green on the Seattle 31. The Seahawks drove to the Denver 28 but failed to score when Norm Johnson's 46-yard field goal attempt was wide right. The Broncos dodged a bullet on the next drive after Chris Norman's punt was blocked by Eric Lane and returned 11 yards for a touchdown by Paul Skansi. The Seahawks were flagged for a holding penalty on the play and Denver was given new life. The Broncos took the ball to the Seahawk 30, and Karlis hit a 47-yard field goal to put Denver up 13-0. Seattle put three points on the board on its next drive and the first half ended with Denver leading 13-3. The Seahawks pulled to within a touchdown on their first possession of the second half on another Johnson field goal, this one from 53 yards out. The next two Bronco drives ended with missed field goal attempts of 49 and 46 yards. Five plays into Denver's first drive of the fourth quarter, the Broncos scored on a flea-flicker, with Elway completing the play on a 34-yard TD pass to Vance Johnson. Seattle's next two drives ended in punts, and on the third possession, Gale Gilbert was inserted at QB for Dave Krieg, who finished the day completing six of 16 passes for 26 yards. Gilbert had completions of 30, 6, and 11 yards on the first three plays, and on the fourth play he threw a 24-yard TD pass to Steve Largent to make the score 20-13 in favor of Denver with 1:48 remaining in the game. The Seahawks recovered an onside kick, but were penalized on the play and had to re-kick. The next onside attempt was recovered by Denver, and the Broncos held on to the ball to win the game.

Seattle	0	3	3	7	—	13
Denver	10	3	0	7	—	20

Team Statistics	Sea	Den
First downs	13	24
Rushes-yards	30-164	33-118
Passing yards	50	332
Return yards	20	48
Passes	21-10-0	33-19-1
Punts	8-45.1	3-39.7
Fumbles-lost	2-0	1-1
Penalties-yards	10-101	9-65
Time of Possession	27:38	32:22

Attendance — 76,082

INDIVIDUAL STATISTICS

Seattle

RUSHING — Warner 21-139, Williams 8-24, Krieg 1-1. **PASSING** — Krieg 6-16-0, 26 yards, Gilbert 4-4-0, 71 yards, Morris 0-1-0. **RECEIVING** — Largent 3-37, Williams 3-0, Warner 2-19, Franklin 2-41.

Denver

RUSHING — Winder 18-83, Sewell 3-26, Willhite 5-15, Elway 7-(-6). **PASSING** — Elway 18-32-1, 321 yards, Willhite 1-1-0, 11 yards. **RECEIVING** — Sewell 4-52, Johnson 3-63, Jackson 3-84, Sampson 1-11, Hackett 1-17, Willhite 2-36, Mobley 1-8, Watson 4-61.

DENVER 21, LOS ANGELES RAIDERS 10

LOS ANGELES, CA, Nov. 2 — The Broncos moved to 8-1 after a 21-10 victory over the Raiders, completing a sweep of the season series in the process. The Orange Crush defense turned in four interceptions, two by Mike Harden, four sacks, and two fumble recoveries in the game, played before a crowd of 90,153. The Raiders opened the game with a 43-yard Marc Wilson-to-Rod Barksdale pass, but Dennis Smith forced a Marcus Allen fumble on the next play and Greg Kragen recovered for Denver. On the first play of Denver's second possession, the Raiders recovered a Gerald Willhite fumble, and they drove 33 yards in 11 plays to the Denver 21, with Chris Bahr kicking a 38-yard field goal to put the Raiders up 3-0. The next time Los Angeles got the ball, they drove to the Denver 14, but Smith intercepted a Wilson pass in the end zone to stop that threat. The Broncos got the ball again with 7:47 left in the first half, and mounted an eight-play, 80-yard drive, spurred on by a 53-yard pass from John Elway to Mark Jackson. The drive was punctuated by an eight-yard TD run by Steve Sewell, giving the Broncos a 7-3 lead with just over two minutes left in the second quarter. The Raiders got the ball at their own 11 and drove to the Denver 26, where with 35 seconds left in the half, Wilson fumbled the snap and Karl Mecklenburg recovered for Denver. The Broncos began a scoring drive midway through the third quarter, as Elway led the team 72 yards in eight plays to score on a three-yard pass to Sammy Winder, putting Denver up 14-3. The Raiders marched right back, reaching the Bronco three before two successive sacks pushed them back to the 25. Bahr attempted a 42-yard field goal then, but it was blocked by Simon Fletcher. Wilson drove the Raiders 80 yards in seven plays on the next Los Angeles possession, and he threw a 20-yard TD pass to Jesse Hester to pull the Raiders within 14-10. Three plays into the next Raiders drive, Wilson was intercepted by Harden, who ran untouched for a 40-yard touchdown, putting the Broncos up 21-10. Once more the Raiders drove into Denver territory, getting down to the Bronco 13, but on first-and-10, Wilson was intercepted by linebacker Rick Dennison.

Denver	0	7	7	7	—	21
L.A. Raiders	3	0	0	7	—	10

LA-Bahr 38 FG (11-33)
 Den-Sewell 8 run (Karlis kick) (8-80)
 Den-Winder 3 pass from Elway
 (Karlis kick) (8-72)
 LA-Hester 20 pass from Wilson
 (Bahr kick) (7-80)
 Den-Harden 40 pass interception return
 (Karlis kick)
 Attendance — 90,153

Team Statistics	Den	LA
First downs	11	25
Rushes-yards	29-114	27-81
Passing yards	132	326
Return yards	87	72
Passes	21-11-0	47-25-4
Punts	6-35-8	2-48-0
Fumbles-lost	1-1	2-2
Penalties-yards	9-51	8-69
Time of Possession	26:58	33:02

INDIVIDUAL STATISTICS

Denver

RUSHING — Winder 21-83, Sewell 3-19, Willhite 3-10, Elway 1-0, Johnson 1-2. **PASSING** — Elway 11-12-0, 141 yards. **RECEIVING** — Willhite 4-26, Johnson 3-30, Jackson 1-53, Kay 1-24, Sewell 1-5, Winder 1-3.

Los Angeles

RUSHING — Allen 22-71, Hawkins 2-5, McCallum 2-5, Wilson 1-0. **PASSING** — Wilson 25-47-4, 367 yards. **RECEIVING** — Christensen 11-158, Williams 4-81, Allen 4-19, Hawkins 2-30, Hester 2-30, Barksdale 1-43, Parker 1-6.

SAN DIEGO 9, DENVER 3

DENVER, CO., Nov. 9 — Denver dropped its second game of the season, 9-3 to the Chargers — the first time in franchise history that the Broncos lost in Mile High Stadium without surrendering a touchdown to the opponent. Denver turned the ball over five times in the game, four times inside the San Diego 30. The Chargers received the ball first, and behind quarterback Tom Flick, who replaced an injured Dan Fouts, they took 17 plays to go 78 yards and scored on a 25-yard Rolf Benirschke field goal. Denver gained possession of the ball with only 5:31 left in the first quarter, and six plays into the drive, John Elway hit Mark Jackson with a 51-yard pass to put the Broncos on the San Diego 8. Three plays later Elway hit Jackson from 16 yards out for an apparent TD, but the play was called back. Two plays later Denver settled for a 44-yard field goal by Rich Karlis, tying the game at three apiece. The Chargers regained the lead on the next possession on a second Benirschke field goal, this one of 48 yards. Late in the second quarter the two teams turned the ball over three times. First, San Diego's Gary Anderson had the ball stripped by Darren Comeaux on a punt return, and Comeaux recovered the ball on the Charger 28. On the next play, Elway was intercepted by Jeff

Dale, and he returned the ball to the 50. Three plays later, on a first-and-10 from the Denver 30, Flick threw an interception to Steve Wilson, but the Broncos were not able to move the ball before halftime. With just under six minutes remaining in the third quarter, Denver had driven to the San Diego 19, where on a 10-yard quarterback draw, Elway fumbled and the Chargers recovered. Denver's next possession ended with an interception after the Broncos had moved to the San Diego 4. On the pickoff, Dale returned the ball to the San Diego 48, and the Chargers used 15 plays to get to the Denver four, with Benirschke kicking a 21-yard field goal to put San Diego up 9-3. The Broncos gained just seven yards on their next three plays, and on the punt attempt, Chris Norman mishandled the snap and San Diego recovered on the Denver 16. The Chargers however could not get past the Bronco nine and Benirschke's 26-yard field goal attempt sailed wide right. After an exchange of punts Denver got the ball with 1:42 left in the game, at the Bronco 27. Four plays later the Broncos were at the Charger 25, but Elway threw his third interception of the contest, this one to Vencie Glenn. The Chargers needed just two plays to end the game and preserve the victory.

San Diego	3	3	0	3	—	9
Denver	0	3	0	0	—	3

SD-Benirschke FG (17-78)
 Den-Karlis 44 FG (10-54)
 SD-Benirschke 48 FG (11-45)
 SD-Benirschke 21 FG (16-48)
 Attendance — 75,012

Team Statistics	SD	Den
First downs	14	12
Rushes-yards	39-78	17-61
Passing yards	147	184
Return yards	106	25
Passes	23-17-1	31-13-3
Punts	4-45-5	4-50-3
Fumbles-lost	1-1	2-2
Penalties-yards	5-25	7-50
Time of Possession	35:50	24:10

INDIVIDUAL STATISTICS

San Diego

RUSHING — Anderson 13-29, Adams 16-38, Mathison 1-(-1), Spencer 6-15, Flick 3-(-3). **PASSING** — Flick 16-22-1, 130 yards, Holohan 1-1-0, 21 yards. **RECEIVING** — Winslow 7-54, Chandler 2-30, Johnson 1-12, Anderson 4-41, Holohan 3-14.

Denver

RUSHING — Sewell 3-22, Winder 9-24, Willhite 1-3, Elway 2-22, Norman 1-(-11), Lang 1-1. **PASSING** — Elway 13-31-3, 196 yards. **RECEIVING** — Johnson 4-33, Jackson 2-76, Sewell 1-7, Kay 2-12, Mobley 1-15, Sampson 1-43, Willhite 2-10.

DENVER 38, KANSAS CITY 17

DENVER, CO., Nov. 16 — Denver's special teams scored two touchdowns, and the defense scored one as the Broncos defeated the Chiefs 38-17 to increase their record to 9-2. On Denver's first possession, faced with a fourth-and-19 from the Kansas City 43, Chris Norman dropped back to punt, but instead threw a 43-yard TD pass to Steve Wilson, who had not been covered at a gunner position. Chief quarterback Bill Kenney fumbled a snap on the next Kansas City possession, and Rulon Jones recovered the ball. Denver could not move the ball and punted to Kansas City. On a third-and-five from the KC 25, Kenney dropped back to pass and was hit by Randy Robbins and fumbled. The ball was picked up by defensive end Andre Townsend on the seven and he barged his way into the endzone to give Denver a 14-0 lead. On the next play from scrimmage, Kenney was sacked by Karl Mecklenburg and fumbled again, with Tony Colorito coming up with the ball on the KC one-yard line. Gerald Willhite took it in from there, making the score 21-0, although Denver's offense had run only 10 plays and gained 12 yards. After a Chiefs' possession had stalled around the 10-minute mark in the second quarter, Kansas City punted to the Denver 30 into the hands of Gerald Willhite, who raced untouched into the endzone, putting Denver up 28-0. The next Bronco drive culminated in a Rich Karlis field goal to give Denver a 31-0 lead with 4:10 left in the first half. The Chiefs mounted a seven-play, 83-yard drive then, scoring on a 15-yard Kenney-to-Henry Marshall pass, with 1:24 left in the half. Denver drove to the KC 33 on the next possession, but Rich Karlis's 53-yard field goal attempt right before halftime was short. Kansas City's Albert Lewis blocked a Norman punt four plays into the third quarter, and Sherman Cocroft recovered the ball on the Denver 27. Kenney hit Carlos Carson in the end zone on the very next play to make the score 31-14. The teams then traded turnovers, as Gene Lang fumbled two plays into Denver's next drive and Kenney threw an interception to Ricky Hunley on the play after that. Following the pickoff, the Broncos drove 49 yards in six plays, punctuating the possession with a one-yard TD run by Willhite, his third score of the day. Kansas City added a field goal minutes later but could never get close to the endzone after that.

Kansas City	0	7	10	0	—	17
Denver	21	10	7	0	—	38

Den-Wilson 43 pass from Norman (Karlis kick) (7-50)
 Den-Townsend 7 fumble return (Karlis kick)
 Den-Willhite 1 run (Karlis kick) (1-1)
 Den-Willhite 70 punt return (Karlis kick)
 Den-Karlis 37 FG (7-34)
 KC-Marshall 15 pass from Kenney (Lowery kick) (7-83)
 KC-Carson 27 pass from Kenney (Lowery kick) (1-27)
 Den-Willhite 1 run (Karlis kick) (6-49)
 KC-Lowery 37 FG (4-0)
 Attendance — 75,745

Team Statistics	KC	Den
First downs	16	18
Rushes-yards	20-77	32-67
Passing yards	220	198
Return yards	43	123
Passes	54-23-1	31-16-0
Punts	8-41.1	9-33.3
Fumbles-lost	3-3	2-2
Penalties-yards	9-91	7-65
Time of Possession	29:41	30:19

INDIVIDUAL STATISTICS

Kansas City

RUSHING — Green 5-6, Pruitt 8-34, Kenney 2-5, Moriarty 1-1, Heard 1-0, Smith 2-22, Blackledge 1-9. **PASSING** — Kenney 18-42-1, 179 yards, Blackledge 5-12-0, 96 yards. **RECEIVING** — Paige 3-38, Green 3-28, Coffman 1-8, Smith 6-29, Marshall 4-54, Carson 4-97, Heard 1-12.

Denver

RUSHING — Winder 17-40, Willhite 5-7, Johnson 3-7, Elway 2-9, Bell 4-1, Lang 1-3. **PASSING** — Elway 15-29-0, 196 yards, Norman 1-1-0, 43 yards, Kubiak 0-1-0. **RECEIVING** — Johnson 4-48, Wilson 1-43, Mobley 3-51, Watson 1-16, Jackson 2-18, Winder 2-21, Willhite 2-23, Hackett 1-19.

NEW YORK GIANTS 19, DENVER 16

EAST RUTHERFORD, N.J., Nov. 23 — A 46-yard pass from Phil Simms to Phil McConkey with less than two minutes remaining in the game set up Raul Allegre's game-winning field goal, as Denver saw its record drop to 9-3. Denver's John Elway completed a career-high 29 of 47 passes for 336 yards and led Denver with 51 yards rushing, also a career best. New York was led by Joe Morris, who rushed 23 times for 106 yards. The Broncos won the toss but elected to kickoff, and the Giants were forced to punt on their first possession. Denver then drove 50 yards in 13 plays, scoring on a 40-yard field goal by Rich Karlis with just over six minutes remaining in the first quarter. New York ate up the rest of the first quarter clock with a 16-play, 63-yard drive that led to a 31-yard field goal by Allegre on the first play of the second period. Neither team threatened to score until the five minute mark when Ricky Hunley recovered a Stacy Robinson fumble at the Bronco 27. Denver took eight plays to go 58 yards, with Karlis putting the Broncos up 6-3 on a 32-yard field goal. On the next play from scrimmage, Giant running back Tony Galbreath fumbled and Louis Wright recovered for Denver on the New York 41. Five plays later the Broncos had a first-and-10 on the Giants 13 when Elway attempted to hit Sammy Winder with a swing pass, but defensive end George Martin caught the ball and rammed 78 yards for a score, putting his team on top 10-6. Denver regained possession with 36 seconds left in the half and drove to the Giant 31, but Karlis's 48-yard field goal attempt fell short as the gun sounded for the first half. The Giants took the opening kickoff of the second half and drove 47 yards to the Denver 28, as Allegre put New York up 13-6 on a 45-yard field goal. The Broncos then moved to the Giant 33, but Orson Mobley fumbled after a reception and the ball was recovered by the Giants. New York failed to move the ball and punted back to Denver. Behind the passing and running of Elway, the Broncos drove to the Giant 25, pulling within four points on a 42-yard field goal. New York added another field goal early in the fourth to make the score 16-9. Denver began a scoring march with 5:44 left in the game at its own 27-yard line. Elway completed passes on five of the first seven plays of the drive, ending up with a first-and-goal at the Giant nine. On first down, Willhite slid around left tackle for five yards, and Sammy Winder ran around the right end of the next play, as his TD and subsequent PAT tied the score at 16 points apiece. New York returned the ensuing kickoff to their own 29, and with 1:50 remaining in the game, they began a desperate scoring drive. After a second-down, 11-yard sack by Freddie Gilbert, the Giants faced a third-and-21. Simms passed to wide receiver Bobby Johnson for a 24-yard gain, giving New York new life on its own 42. Two plays and one penalty later, the Giants were looking at a second-and-13 from the 39 when Simms threw a 46-yard pass to a wide-open McConkey, who was finally brought down on the Bronco 15. Three plays later, with 10 seconds remaining, Allegre booted a 34-yard field goal to give the Giants the victory.

Denver	3	3	3	7	—	19
NY Giants	0	10	3	6	—	16

Den-Karlis 40 FG (13-50)
 NYG-Allegre 31 FG (16-63)
 Den-Karlis 32 FG (8-58)
 NYG-Martin 78 interception return (Allegre kick)
 NYG-Allegre 45 FG (9-47)
 Den-Karlis 42 FG (9-52)
 NYG-Allegre 46 FG (9-14)
 Den-Winder 4 run (Karlis kick) (9-73)
 NYG-Allegre 34 FG (8-55)
 Attendance — 75,116

Team Statistics	Den	NYG
First downs	26	14
Rushes-yards	22-80	36-143
Passing yards	325	119
Return yards	148	189
Passes	48-29-2	20-11-0
Punts	3-34.3	6-48.8
Fumbles-lost	2-2	2-2
Penalties-yards	4-60	9-89
Time of Possession	31:03	28:57

INDIVIDUAL STATISTICS

Denver

RUSHING — Winder 13-24, Elway 8-51, Willhite 1-5. **PASSING** — Elway 29-27-2, 336 yards, Johnson 0-1-0. **RECEIVING** — Winder 6-31, Jackson 3-47, Watson 2-38, Kay 3-34, Mobley 4-49, Johnson 3-47, Lang 2-17, Willhite 5-42, Sampson 1-31.

New York Giants

RUSHING — Carthon 3-1, Morris 23-106, Simms 5-20, Rouson 2-9, Galbreath 3-7. **PASSING** — Simms 11-20-0, 148 yards. **RECEIVING** — Bavaro 1-15, Anderson 1-4, Carthon 2-13, Morris 2-16, Robinson 1-15, McConkey 2-54, Galbreath 1-7, Johnson 1-24.

DENVER 34, CINCINNATI 28

DENVER, CO., Nov. 30 — The Broncos took a giant step toward the AFC West title with a wild 34-28 win over Cincinnati. Both teams gained over 400 yards in the contest, played before a crowd of only 58,705 — Denver had over 17,000 unused tickets because of an early morning snow storm that left six to eight inches on city streets. The Bengals set the game's tempo on the first play, a 36-yard pass from Boomer Esiason to James Brooks. Eight plays later Cincinnati sat at the Denver 21, but Jim Breech was wide on a 39-yard field goal attempt. The Broncos took the ball and marched 47 yards in 11 plays, with Rich Karlis kicking a 49-yard field goal to give Denver a 3-0 lead. After a 41-yard kickoff return by Stanford Jennings, the Bengals needed just four plays to go the remaining 56 yards with Stanley Wilson tallying up the last 20 yards on a touchdown run. After an exchange of punts, the Broncos took possession on their own 47 with 2:51 left in the first quarter. John Elway threw a 33-yard pass to Mark Jackson on first down on the Bengal 19, and six plays later Elway threw a four-yard TD pass to Vance Johnson, putting Denver up 10-7 with just seconds gone in the second quarter. Cincinnati embarked on an eight-play, 80-yard drive, spurred on by a 28-yard run by Stanley Wilson and one of 18 yards by Brooks. Larry Kennebrew put the Bengals up 14-10 with a four-yard TD run, but the Broncos roared right back. Denver chewed up over five minutes off of the clock on a 10-play, 80-yard drive that ended with a 19-yard TD pass from Elway to Jackson. Cincinnati's next drive was of the three-plays-and-out variety, and Denver got the ball back on its own 32 with 3:17 left in the half. With a fourth-and-one from the 41, new punter Mike Horan punted to Ethan Horton, who fumbled, and Simon Fletcher recovered the ball on the Bengal 17. Two plays later Elway fired his third TD strike of the half, this one from eight yards out to Sammy Winder. The Bengals could get no farther than their own 23 before halftime, and Denver went into the dressing room leading 24-14. The Broncos stretched the lead early in the second half, as Denver took the opening kickoff and marched 55 yards in nine-plays, with Winder's 11-yard TD run making the score 31-14. Chris Collinsworth fumbled on the next play and Greg Kragen recovered the ball for Denver on the Bengal 25. Cincinnati's defense rose up and on fourth-and-11 from the Bengal 15, Karlis booted a 33-yard field goal to make Denver's lead 34-14. Bronco cornerback Louis Wright picked off an Esiason pass on the next play but Denver could not convert the turnover into points. Cincinnati's next drive stretched into the fourth quarter, and covered 89 yards in 11 plays. Esiason's four-yard TD pass to Collinsworth made the score 34-12, and when the Denver offense could not move the ball on the next possession, the Bengals got the ball on their own 20 with 9:59 left in the game. Four straight completions by Esiason, including a final 46-yard TD pass to Collinsworth, narrowed the Denver lead to 34-28. Although the Broncos got to the Bengal 35 on the next drive, they ended up punting, and Cincinnati took possession on the 20 with just under six minutes remaining. On the sixth play of the ensuing drive, with Cincinnati facing a third-and-10 from Denver's 37, Dave Remington fired a quick snap to Esiason, who was in the shotgun, and the young quarterback ended up chasing the ball to his own 40-yard line. Cincinnati was forced to punt and Denver held on to the ball for the remaining four-and-a-half minutes to preserve the victory.

Cincinnati	7	7	0	14	—	28
Denver	3	21	10	0	—	34

Den-Karlis 49 FG (11-47)	
Cin-Wilson 20 run (Breech kick) (4-56)	
Den-Johnson 4 pass from Elway (Karlis kick) (8-52)	
Cin-Kinnebrew 5 run (Breech kick) (8-80)	
Den-Jackson 19 pass from Elway (Karlis kick) (10-80)	
Den-Winder 8 pass from Elway (Karlis kick) (7-68)	
Den-Winder 11 run (Karlis kick) (9-55)	
Den-Karlis 33 FG (7-10)	
Cin-Collinsworth 7 pass from Esiason (Breech kick) (11-89)	
Cin-Collinsworth 46 pass from Esiason (Breech kick) (4-80)	
Attendance — 58,705	

INDIVIDUAL STATISTICS

Cincinnati

RUSHING — Johnson 1-2, Brooks 7-27, Wilson 8-77, Esiason 3-10, Kinnebrew 1-5, Jennings 1-3. **PASSING** — Esiason 21-30-1, 306 yards. **RECEIVING** — Brooks 3-55, Kreider 1-12, Brown 3-45, Holman 4-42, Collinsworth 8-138, Wilson 1-8, McGee 1-6.

Denver

RUSHING — Lang 7-24, Winder 20-46, Willhite 10-71, Elway 7-41. **PASSING** — Elway 22-34-0, 228 yards, Willhite 0-1-0. **RECEIVING** — Willhite 6-24, Mobley 2-23, Jackson 4-79, Johnson 1-4, Watson 3-39, Winder 3-23, Kay 1-17, Hackett 1-12, Lang 1-7.

KANSAS CITY 37, DENVER 10

KANSAS CITY, MO., Dec. 7 — Denver's quest for a division title was put on hold as the Broncos threw five interceptions and succumbed to a 20-point fourth quarter by the Chiefs, who handed Denver a 37-10 loss in cold, rainy Kansas City. The Chiefs scored first, on a 30-yard Nick Lowery field goal six minutes into the game. Denver gained just two yards on the next three plays, and on fourth down, punter Mike Horan fumbled and Kansas City recovered on the Bronco 26. Denver dodged a bullet when, on third-and-three from the 19, Chief quarterback Todd Blackledge fumbled and Tony Colorito grabbed the ball on the Denver 45. The Broncos went 46 yards in 11 plays, with Rich Karlis tying the game at three points each on a 26-yard field goal. Kansas City converted an intercepted Elway pass into six points late in the second quarter on a nine-yard pass from Blackledge to Stephon Paige. Elway then led the Broncos down the field, and he fired a two-yard TD strike to Sammy Winder with just 20 seconds remaining in the second quarter to knot the score at 10-10. The Chiefs took the lead for good on their first possession of the second half, driving 50 yards in 11 plays, and scoring on a 17-yard pass from Blackledge to Jeff Smith. Kansas City later converted two straight interceptions into 10 points to give them a comfortable 27-10 lead. Another Lowery field goal put them up 30-10, and after Denver inserted Gary Kubiak at quarterback, he was intercepted by Lloyd Burruss, who raced 72 yards for a TD to end the scoring. The Broncos did clinch the AFC West title the next day when Seattle beat the Los Angeles Raiders 37-0 in a Monday night game.

Denver	3	7	0	0	—	10
Kansas City	3	7	7	20	—	37

KC-Lowery 30 FG (6-23)	
Den-Karlis 26 FG (11-46)	
KC-Paige 9 pass from Blackledge (Lowery kick) (2-17)	
Den-Winder 2 pass from Elway (Karlis kick) (10-58)	
KC-Smith 17 pass from Blackledge (Lowery kick) (11-50)	
KC-Green 1 run (Lowery kick) (5-11)	
KC-Lowery 45 FG (4-minus 7)	
KC-Lowery 44 FG (4-3)	
KC-Burruss 72 interception return (Lowery kick)	
Attendance — 63,618	

INDIVIDUAL STATISTICS

Denver

RUSHING — Winder 13-28, Willhite 2-10, Elway 4-37, Kubiak 1-6. **PASSING** — Elway 23-42-4, 246 yards, Kubiak 2-5-1, 39 yards. **RECEIVING** — Willhite 4-13, Mobley 2-45, Lang 2-42, Jackson 4-78, Winder 2-4, Watson 5-69, Johnson 3-26, Sampson 1-8.

Kansas City

RUSHING — Moriarty 10-47, Green 5-1, Heard 8-27, Blackledge 5-15, Paige 1-(-14). **PASSING** — Blackledge 14-29-0, 106 yards. **RECEIVING** — Marshall 5-33, Paige 3-31, Moriarty 2-5, Heard 1-3, Harry 1-10, Smith 1-17, Green 1-7.

DENVER 31, WASHINGTON 30

DENVER, CO., Dec. 13 — A missed extra point provided the winning margin, as Denver defeated Washington 31-30 before a national television audience in a Saturday afternoon game. The Redskins provided the only scoring in the first quarter on a 10-yard pass from Jay Schroeder to Ricky Sanders, following an 11-play, 77-yard drive. Max Zendejas had his low extra point attempt deflected by Simon Fletcher, leaving Washington with a 6-0 lead. Schroeder led the Skins to another TD early in the second quarter, with George Rogers bullying in for a 15-yard TD run to make it 13-0. The two teams traded missed field goal attempts, and Denver mounted a 65-yard scoring drive late in the half. John Elway ran a quarterback draw for 11 yards and a score with just over a minute left to make the score 13-7. Denver's first drive of the second half went 72 yards in seven plays, and Sammy Winder's six-yard TD run and Karlis's extra point gave the Broncos their first lead of the game, 14-13. Denver cornerback Mike Harden intercepted a Schroeder pass four plays into the next drive, giving Denver the ball at the Washington 36. Elway lofted a 19-yard TD pass to Steve Watson; four plays later to put Denver up 21-13. The Redskins did get to the Denver 23 later in the third quarter, but Zendejas missed a 41-yard field goal attempt. On their next possession, the Skins moved to the Denver 31 and Steve Cox booted a 48-yard field goal to tighten the Denver lead to 21-16. The Broncos rode the arm of Elway on the next drive and charged 80 yards in 10 plays to score on a one-yard run by Winder, his 14th TD of the season, a new Bronco record. Washington struck back quickly, as Schroeder hit Clint Didier for 22 yards on first down, and then threw a 55-yard touchdown pass to Art Monk, making the score 28-23 in favor of Denver. Karlis kicked a 32-yard field goal with 3:10 left in the game to put Denver up 31-23, but Washington came right back with a scoring drive of its own. Schroeder completed three of four passes (28, 10, and 39 yards) to give his team a first-and-goal on the Bronco one-yard line. The Orange Crush stuffed Rogers for no gain on the next two plays, but he powered into the end zone on the third try, and Washington trailed by one with just 1:48 left. An eight-yard run by Gerald Willhite and a three-yard quarterback sneak by Elway helped eat up the clock to give Denver a slim victory.

Washington	6	7	0	17	—	30
Denver	0	7	14	10	—	31

Team Statistics	Wash	Den
First downs	19	23
Rushes-yards	31-127	31-71
Passing yards	285	259
Return yards	132	162
Passes	33-15-2	35-20-0
Punts	4-48.3	7-44.1
Fumbles-lost	0-0	1-0
Penalties-yards	7-49	6-67
Time of Possession	26:44	33:16

Wash-Sanders 10 pass from Schroeder (kick failed) (11-77)
Wash-Rogers 15 run (Zendejas kick) (8-86)
Den-Elway 11 run (Karlis kick) (9-65)
Den-Winder 6 run (Karlis kick) (7-72)
Den-Watson 19 pass from Elway (Karlis kick) (4-36)
Wash-Cox 48 FG (5-24)
Den-Winder 1 run (Karlis kick) (10-80)
Wash-Monk 55 pass from Schroeder (Zendejas kick) (2-77)
Den-Karlis 32 FG (4-minus 1)
Wash-Rogers 1 run (Zendejas kick) (7-78)
Attendance — 75,905

INDIVIDUAL STATISTICS

Washington

RUSHING — Rogers 24-93, Schroeder 2-13, Bryant 5-21. **PASSING** — Schroeder 15-33-2, 285 yards. **RECEIVING** — Bryant 3-51, Monk 6-129, Sanders 2-31, Rogers 1-3, Didier 3-71.

Denver

RUSHING — Winder 17-39, Willhite 5-8, Elway 6-15, Lang 2-3, Johnson 1-6. **PASSING** — Elway 20-35-0, 282 yards. **RECEIVING** — Watson 5-75, Willhite 4-44, Mobley 5-93, Johnson 1-7, Jackson 4-51, Lang 1-9, Winder 1-3.

SEATTLE 41, DENVER 16

SEATTLE, WA., Dec. 20 — The Seahawks rolled over a flat Denver team, 41-16, in the second straight nationally televised Saturday afternoon game for the Broncos. Seattle running back Curt Warner nipped the Orange Crush for 192 yards rushing, the most for any opponent back in Denver history. After the Broncos' first drive stalled at the Seattle 47, the Seahawks took nine plays to move from their own eight to the Bronco 19. Norm Johnson's 37-yard field goal gave Seattle a 3-0 lead midway through the first period.

The Broncos could not get past the Denver 48 on their next possession and punted to Seattle. The Seahawks offense chewed nine and a half minutes off of the clock on the ensuing drive, going 73 yards in 14 plays to score on a two-yard run by Warner early in the second period. A 32-yard pass from John Elway to Vance Johnson helped set up a 31-yard field goal by Rich Karlis on Denver's next possession. Seattle added a field goal to go up 13-3 with four minutes left in the half. The Broncos came down the field next with a nine-play, 66-yard drive that ended with a 17-yard touchdown pass from Elway to rookie tight end Orson Mobley. Seattle got the ball back with only 1:02 left in the half, and the team went 62 yards in seven plays, with Dave Krieg throwing a 16-yard TD pass to Daryl Turner, making the score 20-10 at halftime. Denver scored only two field goals in the second half while the Seahawks pounded out three touchdowns, including TD runs by Warner of six and 60 yards.

Denver	0	10	3	3	—	16
Seattle	3	17	7	14	—	41

Sea-Johnson 37 FG (10-73)
 Sea-Warner 2 run (Johnson kick) (14-83)
 Den-Karlis 31 FG (8-54)
 Sea-Johnson 35 FG (5-54)
 Den-Mobley 17 pass from Elway
 (Karlis kick) (9-66)
 Sea-Turner 16 pass from Krieg
 (Johnson kick) (7-62)
 Sea-Turner 7 pass from Krieg
 (Johnson kick) 7-87
 Den-Karlis 34 FG (12-53)
 Den-Karlis 47 FG (4-0)
 Sea-Warner 6 run (Johnson kick) (6-69)
 Sea-Warner 60 run (Johnson kick) (4-77)
 Attendance — 63,697

Team Statistics	Den	Sea
First downs	18	27
Rushes-yards	21-75	37-298
Passing yards	193	238
Return yards	184	113
Passes	43-20-2	24-17-0
Punts	5-42.6	2-38.0
Fumbles-lost	0-0	1-1
Penalties-yards	4-67	10-80
Time of Possession	26:57	33:03

INDIVIDUAL STATISTICS

Denver

RUSHING — Willhite 7-26, Elway 3-17, Kubiak 2-14, Winder 5-12, Bell 2-4, Sewell 1-3, Mobley 1-(-1). **PASSING** — Elway 17-37-0, 186 yards, Kubiak 3-6-0, 22 yards. **RECEIVING** — Willhite 6-46, Watson 5-53, Mobley 4-48, Johnson 2-36, Jackson 1-16, Lang 1-6, Bell 1-3.

Seattle

RUSHING — Warner 24-192, Williams 9-72, Krieg 2-19, Morris 2-15. **PASSING** — Krieg 17-24-0, 238 yards. **RECEIVING** — Largent 6-101, Skansi 4-37, Warner 3-29, Turner 2-23, Tice 1-25, Williams 1-23.

DENVER 22, NEW ENGLAND 17 AFC DIVISIONAL PLAYOFF GAME

DENVER, CO., Jan. 4 — Rulon Jones sacked Tony Eason in the end zone for a safety with 1:37 left on the clock to put Denver up 22-17 and halt the Patriots' final comeback drive. The playoff victory was the first since Jan. 1, 1978 for the Broncos, when they defeated Oakland for the AFC Championship. The two teams traded punts in the first nine minutes of the game before Denver posed the initial scoring threat. Starting at their own 20, the Broncos took four plays to reach the New England 7, behind John Elway completions of 39 and 21 yards. On second-and-goal from the four, Elway rolled around the left side and was hit just short of the goal line. He was penalized (delay of game) for spiking the ball after the play, and that set Denver back to the six. Two plays later Rich Karlis nailed a 27-yard field goal to give Denver a 3-0 lead. New England mounted a seven-play, 87-yard drive later in the quarter, with Eason hitting Stanley Morgan for a 19-yard TD. The Broncos roared right back with a 13-play, 82-yard drive that was punctuated by a 22-yard TD run by Elway, giving Denver a 10-7 lead midway through the second quarter. The Patriots tied the score on the last play of the half with a 38-yard Tony Franklin field goal. Denver received the kickoff to open the second half and proceeded to chew up over nine minutes off of the clock. The Broncos ran the ball 11 times on the drive, which stalled on the Patriot five. Karlis's 22-yard field goal put Denver up 13-10. Five plays into the next New England drive, the Patriots took a page out of Dan Reeve's bag of tricks, scoring on a flea-flicker that ended with a 45-yard TD pass from Eason to Morgan to give New England its first lead of the game at 17-13. Denver jumped right back on top, traveling 86 yards in six plays to score on a 48-yard Elway-to-Vance Johnson pass on the last play of the third quarter. The two teams both punted three times in the fourth quarter, and the last one, a Mike Horan punt of 54 yards, backed New England to its own 10. On first down, Eason dropped back to pass but was sacked for a safety by Rulon Jones. Denver recovered the onsidies free kick and held on to the ball to preserve the win.

New England	0	10	7	0	—	17
Denver	3	7	10	2	—	22

Den-Karlis 27 FG (8-71)
 NE-Morgan 19 pass from Eason
 (Franklin kick) (7-87)
 Den-Elway 22 run (Karlis kick) (13-82)
 NE-Franklin 38 FG (5-8)
 Den-Karlis 22 FG (15-80)
 NE-Morgan 45 pass from Eason
 (Franklin kick) (5-78)
 Den-Johnson 48 pass from Elway
 (Karlis kick) (6-86)
 Den-Safety — Eason tackled in endzone by Jones
 Attendance — 76,105

Team Statistics	NE	Den
First downs	12	23
Rushing yards	121	188
Passing yards	150	253
Return yards	15	35
Passes	24-13-0	32-13-2
Punts	9.50-2	6.46-0
Fumbles-lost	1-0	0-0
Penalties-yards	5-45	3-20
Time of Possession	24:31	35:29

STARTERS

WR 82 Vance Johnson	LE 75 Rulon Jones
LT 70 Dave Studdard	NT 71 Greg Kragen
LG 54 Keith Bishop	RE 61 Andre Townsend
C 64 Billy Bryan	L0LB 50 Jim Ryan
RG 60 Paul Howard	LILB 77 Karl Mecklenburg
RT 76 Ken Lanier	RILB 98 Ricky Hunley
TE 85 Joey Hackett	ROLB 57 Tom Jackson
WR 81 Steve Watson	LCB 20 Louis Wright
QB 7 John Elway	FS 43 Steve Foley
RB 23 Sammy Winder	SS 48 Randy Robbins
TE 89 Orson Mobley	RCB 31 Mike Harden

SUBSTITUTIONS — 2 M. Horan, 3 R. Karlis, 8 G. Kubiak, 22 T. Lilly, 30 S. Sewell, 33 G. Lang, 35 K. Bell, 36 M. Haynes, 45 S. Wilson, 52 K. Woodard, 55 R. Dennison, 59 D. Comeaux, 62 M. Freeman, 63 M. Cooper, 69 T. Colorito, 73 S. Fletcher, 74 D. Remsburg, 80 M. Jackson, 84 C. Sampson, 87 B. Micho, 90 F. Gilbert. **DID NOT PLAY** — 49 D. Smith.

INDIVIDUAL STATISTICS

New England

RUSHING — James 10-31, Collins 5-46, Fryar 1-(-2), Eason 2-23, Dupard 5-18, Hawthorne 1-5. **PASSING** — Eason 13-24-0, 194 yards. **RECEIVING** — Collins 4-46, Fryar 2-11, Morgan 3-100, Baty 3-31, Hawthorne 1-6.

Denver

RUSHING — Winder 19-102, Willhite 3-4, Elway 5-18, Lang 11-44, Bell 2-12, Sewell 2-8. **PASSING** — Elway 13-32-2, 257 yards. **RECEIVING** — Johnson 4-89, Sewell 3-41, Watson 1-21, Mobley 2-69, Lang 1-1, Winder 1-16, Micho 1-20.

DENVER 23, CLEVELAND 20 OT AFC CHAMPIONSHIP

CLEVELAND, OH, Jan. 11 — Rich Karlis kicked a 33-yard field goal 5:48 into overtime to give the Broncos a 23-20 victory over the Browns. The game was played before a crowd of 79,915 people, who braved a wind chill of five degrees. Cleveland scored first, on the heels of a 14-play, 86-yard drive. Bernie Kosar threw a six-yard TD pass to Herman Fontenot with 5:19 left in the first quarter to put the Browns up 7-0. The next Cleveland drive ended when Ricky Hunley intercepted a Kosar pass, and he returned it 14 yards to the Browns' 36. Although the Broncos' ensuing drive stalled, Kosar threw another interception, this one to Jim Ryan, and he returned the ball 26 yards to the Cleveland nine. Four plays later Karlis nailed a 19-yard field goal to make the score 7-3. Denver got another break on Cleveland's next play when Kevin Mack fumbled and Ken Woodard recovered the ball on the Browns' 37. On first down John Elway rambled 34 yards, and two more rushes got Denver to the one-yard line. On fourth-and-goal Gerald Willhite plunged into the end zone to give the Broncos a 10-7 lead. Cleveland kicker Mark Moseley tied the score at 10 apiece with a 29-yard field goal with 20 seconds left in the first half. Both teams saw their first two possessions of the second half end in punts before Denver engineered the first scoring drive of the second half. Elway drove the Broncos 61 yards in 11 plays, and Karlis put Denver up 13-10 with a 26-yard field goal 12 minutes into the third quarter. The Browns wasted no time mounting a scoring march of their own. Mack rushed for 34 yards in a 10-play, 76-yard drive that culminated with a 24-yard Moseley field goal, knotting the score at 13-13. The Broncos next two possessions ended in punts, and when Cleveland got the ball on its own 48 with 6:40 left in the fourth quarter, the Browns struck quickly. On third-and-six from Denver's 48 yard line, Kosar threw a TD pass to Brian Brennan to give the Browns a 20-13 lead with 5:43 left in regulation. The ensuring kickoff rolled to the Denver two-yard line where Gene Lang fell on it. Pro Bowl-bound Elway then engineered the longest and most important drive of his four-year career. On the

fifth play of the drive (on second-and-seven from the Broncos' 15), Elway rushed for 11 yards and a first down. He hit Steve Sewell for a 22-yard gain on the next play, and followed that with a 12-yard strike to Steve Watson to give Denver a first down on the Cleveland 40. After an incompletion and an eight-yard sack, Elway threw a 20-yard pass to Mike Jackson, moving the team to the Cleveland 28. Another incompletion was followed by a 14-yard, Elway-to-Sewell pass, giving the Broncos a first down on the Brown's 14 with 57 seconds left. Elway's next pass was incomplete, and on second down he ran nine yards to the Cleveland five-yard line. On the next play, he hit Jackson for a TD, and Karlis's extra point tied the score at 20 with 39 seconds left in regulation. Cleveland was unable to move the ball as time ran out in the fourth quarter. The Browns won the overtime coin toss and elected to receive. Three plays into the drive, (on third-and-two from the Cleveland 38), the Orange Crush rose up to snuff Herman Fontenot for no gain. Cleveland punted and Willhite returned it to the Bronco 25, where the Denver juggernaut revved it up again. On second-and-five, Elway hit Orson Mobley for a 22-yard gain, and three plays later Elway threw a 28-yard pass to Watson. With a first down on Cleveland's 22-yard line, the Broncos rushed three times to get to the 15, and on fourth down, Karlis hit the 33-yard game winner. Elway accounted for 300 total yards in the game, rushing for 56 and completing 22 of 38 passes for 244 yards. The Broncos kept alive a 1986 record of 13-0 when they scored 20 or more points. Denver also notched its 11th win on natural turf, losing only to San Diego at home on grass.

Denver	0	10	3	7	3	—	23
Cleveland	7	3	0	10	0	—	20

	Team Statistics	Den	Clev
Clev-Fontenot 6 pass from Kosar	Rushes-yards	37-149	33-100
(Moseley kick) (14-86)	Passing yards	225	256
Den-Karlis 19 FG (4-8)	Return yards	50	37
Den-Willhite 1 run (Karlis kick) (5-37)	Passes	38-22-1	32-18-2
Clev-Moseley 29 FG (9-53)	Punts	7-37.6	6-43.2
Den-Karlis 26 FG (11-61)	Fumbles-lost	2-0	3-1
Clev-Moseley 24 FG (10-76)	Penalties-yards	6-39	9-76
Clev-Brennan 48 pass from Kosar	Time of Possession	34:05	31:43
(Moseley kick) (3-52)			
Den-Jackson 5 pass from Elway (Karlis kick) (15-98)			
Den-Karlis 33 FG (9-60)			
Attendance — 79,915			

STARTERS

WR 82 Vance Johnson	LE 75 Rulon Jones
LT 70 Dave Studdard	NT 71 Greg Kragen
LG 54 Keith Bishop	RE 61 Andre Townsend
C 64 Billy Bryan	LOLB 50 Jim Ryan
RG 63 Mark Cooper	LILB 77 Karl Mecklenburg
RT 76 Ken Lanier	RILB 98 Ricky Hunley
TE 85 Joey Hackett	ROLB 57 Tom Jackson
WR 81 Steve Watson	LCB 20 Louis Wright
QB 7 John Elway	FS 43 Steve Foley
RB 23 Sammy Winder	SS 48 Dennis Smith
TE 89 Orson Mobley	RCB 31 Mike Harden

SUBSTITUTES — 2 M. Horan, 3 R. Karlis, 8 G. Kubiak, 22 T. Lilly, 30 S. Sewell, 33 G. Lang, 35 K. Bell, 45 S. Wilson, 47 G. Willhite, 48 R. Robbins, 52 K. Woodard, 55 R. Dennison, 59 D. Comeaux, 62 M. Freeman, 69 T. Colorito, 73 S. Fletcher, 74 D. Remsberg, 80 M. Jackson, 84 C. Sampson, 87 B. Micho, 88 C. Kay, 90 F. Gilbert. **DID NOT PLAY** — 36 M. Haynes.

INDIVIDUAL STATISTICS

Denver

RUSHING — Elway 4-56, Winder 26-83, Willhite 3-0, Sewell 1-1, Lang 3-9. **PASSING** — Elway 22-38-1, 244 yards. **RECEIVING** — Willhite 2-20, Watson 3-55, Winder 2-2, V. Johnson 3-25, Mobley 3-36, Sampson 1-10, Kay 2-23, Lang 1-1, Sewell 3-47, Jackson 2-25.

Cleveland

RUSHING — Mack 26-94, Kosar 4-3, Fontenot 3-3. **PASSING** — Kosar 18-32-2, 259 yards. **RECEIVING** — Langhorne 2-35, Fontenot 7-66, Brennan 4-72, Mack 2-20, Byner 1-4, Weathers 1-42, Slaughter 1-20.

NEW YORK GIANTS 39, DENVER 20 SUPER BOWL XXI

PASADENA, CA., Jan. 25 — The New York Giants broke open a close game with 24 unanswered points to open the second half, capturing a 39-20 win over the Broncos in Super Bowl XXI. The game, played before a crowd of 101,063 in Pasadena's Rose Bowl, featured outstanding performances by the two quarterbacks, Super Bowl MVP Phil Simms of New York (22 of 25, 268 yards, 3 TDs) and Denver's John Elway (22 of 37, 304 yards, 1 TD). The Broncos won the toss and opened their first drive on the Denver 24, taking eight plays to reach the Giants 31-yard-line. Rich Karlis scored the first points of the game with a 48-yard field goal, tying the Super Bowl record. New York roared right back with a nine-play, 78-yard scoring drive that culminated with a six-yard touchdown pass from Simms to tight end Mark Bavaro. On the possession, Simms was six-for-six for 69 yards, and running back Joe Morris gained 19 yards on just three carries. With five-and-a-half minutes remaining in the first quarter, the Broncos took possession on their own 42 after a 28-yard kickoff return by Ken Bell. Elway completed passes on the first three plays of the drive as Denver reached the New York 33. Two Giant penalties left the Broncos with a first-and-10 at the 12, and on third down, Elway called his own number, scoring from four yards out on a quarterback draw to give Denver a 10-7 lead. The Giants next drive stalled and the Broncos got the ball back at the 14-minute mark of the second quarter. On the third play of the drive, on third-and-18, Elway unleashed a 54-yard bomb to Vance Johnson, giving the Broncos a first down on the Giant 28. Seven plays later Denver had a first-and-goal at the New York one, but failed to score in three plays and Karlis was wide right on a 23-yard field goal attempt. Denver's Orange Crush defense stifled the next Giant drive at the New York 47, and after a punt, the Broncos got the ball back on their own 15. Controversy entered the game when, on second-and-twelve, Elway threw an apparent completion for a first down to Clarence Kay. The pass was ruled incomplete, and that decision was upheld after review of the television replay. On the next play, Giant defensive end George Martin sacked Elway in the end zone for a safety to pull New York within a point of Denver at 10-9. The Giant offense was unable to move the ball on its next possession and punted to Denver. Taking the ball at their own 37, Elway quickly hit Steve Watson for 31 yards and Gerald Willhite for 11 more to give the Broncos a first-and-10 at the Giant 21 with 43 seconds left in the half. Denver was able to get to the 16-yard-line, but Karlis was wide right on a 34-yard field goal attempt with 13 seconds left in the half. New York shot out of the starting blocks in the second half and never looked back, scoring on all three third quarter drives and outgaining Denver in the period 163 yards to two. With the score at 26-10, the Giants mounted a scoring drive on their first possession of the fourth quarter, and they went up 33-10 after Phil McConkey caught a deflected pass in the end zone, Simms's third TD strike of the day. Denver got the ball back at its own 16 and Elway moved the squad to the New York 10, as Karlis kicked a 27-yard field goal to make the score 33-13. The Giants took only five plays to move 46 yards for their next TD, a two-yard run by Otis Anderson which made the score 39-13. Elway took Denver down the field again and hit Vance Johnson with a 47-yard TD pass for the game's final points.

Denver	10	0	0	10	—	20
New York Giants	7	2	17	13	—	39

	Team Statistics	Den	NYG
Den-Karlis 48 FG (8-45)	First downs	23	24
NYG-Mowatt 6 pass from Simms	Rushes-yards	19-52	38-136
(Allegre kick) (9-78)	Passing yards	320	263
Den-Elway 4 run (Karlis kick) (6-58)	Return yards	9	18
NYG-Safety-Elway tackled in end zone by Martin	Passes	41-26-1	25-22-0
NYG-Bavaro 13 pass from Simms	Punts	2-41.0	2-46.0
(Allegre kick) (8-63)	Fumbles-lost	2-0	0-0
NYG-Allegre 21 FG (9-32)	Penalties-yards	4-28	6-48
NYG-Morris 1 run (Allegre kick) (5-68)	Time of Possession	25:21	34:39
NYG-McConkey 6 pass from Simms (Allegre kick) (6-52)			
Den-Karlis 28 FG (13-73)			
NYG-Anderson 2 run (Kick failed) (5-46)			
Den-Johnson 47 pass from Elway (Karlis kick) (5-69)			
Attendance — 101,063			

STARTERS			
WR 82 Vance Johnson	LE 61 Andre Townsend		
LT 70 Dave Studdard	NT 71 Greg Kragen		
LG 54 Keith Bishop	RE 75 Rulon Jones		
C 64 Billy Bryan	LOLB 50 Jim Ryan		
RG 63 Mark Cooper	LILB 77 Karl Mecklenburg		
RT 76 Ken Lanier	RILB 98 Ricky Hunley		
TE 88 Clarence Kay	ROLB 57 Tom Jackson		
WR 81 Steve Watson	LCB 20 Louis Wright		
QB 7 John Elway	SS 49 Dennis Smith		
RB 23 Sammy Winder	FS 43 Steve Foley		
RB 47 Gerald Willhite	RCB 31 Mike Harden		

SUBSTITUTIONS — 2 M. Horan, 3 R. Karlis, 8 G. Kubiak, 22 T. Lilly, 30 S. Sewell, 33 G. Lang, 35 K. Bell, 36 M. Haynes, 45 S. Wilson, 48 R. Robbins, 52 K. Woodard, 55 R. Dennison, 59 D. Comeaux, 62 M. Freeman, 69 T. Colorito, 73 S. Fletcher, 74 D. Remsberg, 80 M. Jackson, 84 C. Sampson, 85 J. Hackett, 87 B. Micho, 89 O. Mobley, 90 F. Gilbert.

INDIVIDUAL STATISTICS

Denver

RUSHING — Elway 6-27, Willhite 4-19, Sewell 3-4, Lang 2-2, Winder 4-0.
PASSING — Elway 22-37-1, 304 yards, Kubiak 4-4-0, 48 yards. **RECEIVING** — Johnson 5-121, Willhite 5-39, Winder 4-34, Jackson 3-51, Watson 2-54, Sampson 2-20, Mobley 2-17, Sewell 2-12, Lang 1-4.

New York Giants

RUSHING — Morris 20-67, Simms 3-25, Rouson 3-22, Galbreath 4-17, Carthon 3-4, Anderson 2-1, Rutledge 3-0. **PASSING** — Simms 22-25-0, 268 yards. **RECEIVING** — Bavaro 4-51, Morris 4-20, Carthon 4-13, Robinson 3-62, Manuel 3-43, McConkey 2-50, Rouson 1-23, Mowatt 1-6.

DENVER BRONCOS 1987 ROAD HOTELS

London (LA Rams)	InterContinental London	011-441-409-3131
Phoenix (Green Bay)	Embassy Suites, Scottsdale	(602) 949-1414
Los Angeles Rams	Doubletree at the City	(714) 634-4500
Milwaukee (Green Bay)	Hyatt Milwaukee	(414) 276-1234
Cleveland	Stouffer Tower City	(216) 696-5600
Kansas City	Hyatt Kansas City	(816) 421-1234
Minnesota	Marriott City Center	(612) 349-4000
Buffalo	Buffalo Hilton	(716) 845-5100
Los Angeles Raiders	Stouffer Concourse	(213) 216-5858
San Diego	La Jolla Marriott	(619) 587-1414
Seattle	Westin Hotel/Seattle	(206) 728-1000

1986 PLAYOFF STATISTICS

POSTSEASON — THREE GAMES

	Opponent	Denver	Opponent	Attend.
W	New England	22	17	76,105
W	at Cleveland	23	20	79,915
L	vs. N.Y. Giants (Super Bowl XXI)	20	39	101,063

TEAM STATISTICS

	Broncos	Opponents
TOTAL FIRST DOWNS	68	53
Rushing	23	20
Passing	38	31
Penalty	7	2
Third Down Made/Attempts	17/47	13/37
Third Down Efficiency	36%	35%
Fourth Down Made/Attempts	1/1	1/2
Fourth Down Efficiency	100%	50%
TOTAL NET YARDS	1187	1026
Average Per Game	395.7	342.0
Total Plays	216	184
Average Per Play	5.5	5.6
NET YARDS RUSHING	389	357
Average Per Game	129.7	119.0
Total Rushes	98	95
Average Per Rush	4.0	3.8
NET YARDS PASSING	798	669
Average Per Game	266.0	223.0
Tackled/Yards Lost	7/55	8/52
Gross Yards Passing	853	721
Attempts/Completions	111/61	81/53
Pct. of Completions	55%	65%
Had Intercepted	4	2
Average Per Pass Play	6.8	7.5
PUNTS/AVERAGE	15/41.4	18/47.2
NET PUNTING AVERAGE	33.7	39.7
TOTAL RETURN YARDAGE	295	259
Punt Returns/Average	8/6.8	6/12.5
Kickoff Returns/Average	14/14.4	12/15.8
Interception Returns/Average	2/20.0	4/-1.3
PENALTIES/YARDS	13/87	20/169
FUMBLES/BALL LOST	4/0	4/1
TOUCHDOWNS	6	9
Rushing	3	2
Passing	3	7
Returns	0	0
Extra Points Made/Attempts	6/6	8/9
Field Goals Made/Attempts	7/9	4/4
TOTAL POINTS	65	76

RUSHING

	No.	Yds.	Avg.	LG	TD
Winder	49	185	3.8	16	0
Elway	15	101	6.7	34	2
Lang	16	55	3.4	14	0
Willhite	10	23	2.3	11	1
Sewell	6	13	2.2	12	0
Bell	2	12	6.0	8	0
BRONCOS TOTAL	98	389	4.0	34	3
Opponents Total	95	357	3.8	23	2

PASSING

	Att.	Comp.	Yds.	Pct.	Avg./Att.	TD
Kubiak	4	4	48	1.000	12.00	0
Elway	107	57	805	.533	7.52	3
BRONCOS TOTAL	111	61	853	.550	7.68	3
Opponents Total	81	53	721	.654	8.90	7

	Pct. TD	Int.	Pct. Int.	LG	TKD/Lost	Rating
Kubiak	.000	0	.000	23	1/6	116.6
Elway	.028	4	.037	54	6/49	71.7
BRONCOS TOTAL	.027	4	.036	54	7/55	73.8
Opponents Total	.086	2	.025	48T	8/52	111.8

RECEIVING

	No.	Yds.	Avg.	LG	TD
Johnson	12	235	19.6	54	2
Sewell	8	100	12.5	39	0
Mobley	7	122	17.4	49	0
Willhite	7	59	8.4	16	0
Winder	7	52	7.4	16	0
Watson	6	130	21.7	31	0
Jackson, M.	5	76	15.2	24	1
Sampson	3	30	10.0	11	0
Lang	3	6	2.0	4	0
Kay	2	23	11.5	15	0
Micho	1	20	20.0	20	0
BRONCOS TOTAL	61	853	14.0	54	3
Opponents Total	53	721	13.6	48T	7

INTERCEPTIONS

	No.	Yds.	Avg.	LG	TD
Ryan	1	26	26.0	26	0
Hunley	1	14	14.0	14	0
BRONCOS TOTAL	2	40	20.0	26	0
Opponents Total	4	-5	-1.3	2	0

PUNTING

	No.	Yds.	Avg.	TB	In 20	LG	Blk
Horan	13	571	43.9	1	4	54	—
Elway	2	50	25.0	1	1	31	—
BRONCOS TOTAL	15	621	41.4	2	5	54	0
Opponents Total	18	849	47.2	4	4	60	0

SCORING

	TDR	TDP	TDRT	PAT	FG	TP
Karlis				6/6	7/9	27
Elway	2					12
Johnson		2				12
Jackson, M.		1				6
Willhite	1					6
BRONCOS TOTAL	3	3	0	6/6	7/9	65**
Opponents Total	2	7	0	8/9	4/4	76***

* No longer on active roster

** Includes 1 Safety

*** Includes 1 Safety

FIELD GOALS: (27*,22*) (19*,26*,33*) (48*,23,34,29*)

PUNT RETURNS

	No.	FC	Yds.	Avg.	LG	TD
Willhite	5	3	28	5.6	9	0
Johnson	3	0	26	8.7	13	0
BRONCOS TOTAL	8	3	54	6.8	13	0
Opponents Total	6	2	75	12.5	25	0

KICKOFF RETURNS

	No.	Yds.	Avg.	LG	TD
Bell	8	121	15.1	35	0
Lang	5	71	14.2	23	0
Freeman	1	9	9.0	9	0
BRONCOS TOTAL	14	201	14.4	35	0
Opponents Total	12	189	15.8	30	0

FIELD GOALS

	1-19	20-29	30-39	40-49	50+	TOTAL
Karlis	1-1	4-5	1-2	1-1	0-0	7-9
BRONCOS TOTAL	1-1	4-5	1-2	1-1	0-0	7-9
Opponents Total	0-0	3-3	1-1	0-0	0-0	4-4

SCORE BY PERIODS

	1	2	3	4	OT	Total
BRONCOS TOTAL	13	17	13	19	3	65
Opponents Total	14	15	24	23	—	76

1986 FINAL STANDINGS American Football Conference

	Eastern Division					
	W	L	T	Pct.	Pts.	Opp.
*New England	11	5	0	.688	412	307
**N.Y. Jets	10	6	0	.625	364	386
Miami	8	8	0	.500	430	405
Buffalo	4	12	0	.250	287	348
Indianapolis	3	13	0	.188	229	400
	Central Division					
	W	L	T	Pct.	Pts.	Opp.
*Cleveland	12	4	0	.750	391	310
Cincinnati	10	6	0	.625	409	394
Pittsburgh	6	10	0	.375	307	336
Houston	5	11	0	.313	274	329
	Western Division					
	W	L	T	Pct.	Pts.	Opp.
*Denver	11	5	0	.688	378	327
**Kansas City	10	6	0	.625	358	326
Seattle	10	6	0	.625	366	293
L.A. Raiders	8	8	0	.500	323	346
San Diego	4	12	0	.250	335	396

*Division Champion
**Wild Card for Playoffs

National Football Conference

	Eastern Division					
	W	L	T	Pct.	Pts.	Opp.
*N.Y. Giants	14	2	0	.875	371	236
**Washington	12	4	0	.750	368	296
Dallas	7	9	0	.438	346	337
Philadelphia	5	10	1	.344	256	312
St. Louis	4	11	1	.281	218	351
	Central Division					
	W	L	T	Pct.	Pts.	Opp.
*Chicago	14	2	0	.875	352	187
Minnesota	9	7	0	.563	398	273
Detroit	5	11	0	.313	277	326
Green Bay	4	12	0	.250	254	418
Tampa Bay	2	14	0	.125	239	473
	Western Division					
	W	L	T	Pct.	Pts.	Opp.
*San Francisco	10	5	1	.656	374	247
**L.A. Rams	10	6	0	.625	309	267
Atlanta	7	8	1	.469	280	280
New Orleans	7	9	0	.438	288	287

*Division Winner
**Wild Card Team

NFL Postseason At A Glance

(Announced attendance in parentheses, home team in capitals)

AFC First Round Playoff
N.Y. Jets 35, Kansas City 15

AFC Divisional Playoff
Cleveland 23, N.Y. Jets 20 (2 OT)
Denver 22, New England 17

AFC Championship
Denver 23, Cleveland 20 (OT)

NFC First Round Playoff
Washington 19, L.A. Rams 7


NFC Divisional Playoff
Washington 27, Chicago 13
N.Y. Giants 49, San Francisco 3

NFC Championship
N.Y. Giants 17, Washington 0

SUPER BOWL XXI:
New York Giants 39, Denver 20

New York Jets gained first Wild Card position based on better conference record (8-4) over Kansas City (9-5), Seattle (7-5) and Cincinnati (7-5). Kansas City gained second Wild Card based on better conference record (9-5) over Cincinnati (7-5) and Seattle (7-5).

HISTORY AND RECORDS



QB JOHN ELWAY, 1986 Pro Bowler.

NOTABLE PERFORMANCES

THE LAST TIME

PUNT RETURN FOR TOUCHDOWN—

Broncos: Gerald Willhite, 70 yards vs. Kansas City, 11/16/86.
Opponent: Will Lewis, 75 yards, vs. Seattle, 11/23/80.

KICKOFF RETURN FOR TOUCHDOWN—

Broncos: Randy Montgomery, 94 yards, at San Diego, 9/24/72.
Opponent: Gary Anderson, 98 yards, vs. San Diego, 11/17/85.

INTERCEPTION RETURN FOR TOUCHDOWN—

Broncos: Mike Harden, 40 yards, at Los Angeles Raiders, 11/2/86.
Opponent: Lloyd Burruss, 72 yards at Kansas City, 12/7/86.

FUMBLE RETURN FOR TOUCHDOWN (DEFENSE)—

Broncos: Andre Townsend, 7 yards, vs. Kansas City, 11/16/86.
Opponent: Whitney Paul, 47 yards, at Kansas City, 10/18/81.

BLOCKED PUNT RETURN FOR TOUCHDOWN—

Broncos: Rob Nairne, 22 yards, vs. New England, 11/11/79.
Opponent: Terry Taylor, 15 yards, at Seattle, 12/20/85.

BLOCKED FIELD GOAL RETURN FOR TOUCHDOWN—

Broncos: Louis Wright, 60 yards, vs. San Diego, 11/17/85.
Opponent: Les Duncan, 72 yards, at San Diego, 11/23/67.

SAFETY—

Broncos: Rulon Jones tackled Steve Pelluer in end zone, vs. Dallas, 10/5/86.
Opponent: Bobby Humphrey tackled John Elway in end zone, at New York Jets, 10/20/86.

SHUTOUT—

Broncos: Denver 21, vs. Kansas City 0, 9/23/84.
Opponent: Denver 0, at Chicago 27, 9/9/84.

100 YARDS RUSHING—

Broncos: Sammy Winder, 20-104, 2TD, at Philadelphia, 9/21/86.
Opponent: Curt Warner, 24-192, 3TD, at Seattle, 12/20/86.

300 YARDS PASSING—

Broncos: John Elway, 29/47, 336 yards, 0 TD, at New York Giants, 11/23/86.
Opponent: Boomer Esiason, 20/31, 306 yards, 2TD, vs. Cincinnati, 11/30/86.

100 YARDS RECEIVING—

Broncos: Vance Johnson, 6-116 yards, 1 TD, vs. Kansas City, 12/14/85.
Opponents: Steve Largent, 6-101 yards, 0 TD, at Seattle, 12/20/86.

1,000-YARD RUSHING SEASONS OTIS ARMSTRONG, 1974—1,407 yards and 9 TDs

		Carries	Yards	Cumulative
9/15	vs. Los Angeles	12	31	12-31
9/22	vs. Pittsburgh	19	131	31-162
9/30	at Washington	11	32	42-194
10/6	at Kansas City	14	48	56-242
10/13	vs. New Orleans	13	57	69-299
10/20	vs. San Diego	20	98	89-397
10/27	at Cleveland	17	142	106-539
11/3	vs. Oakland	20	88	126-627
11/10	at Baltimore	19	110	145-737
11/18	vs. Kansas City	16	55	161-792
11/24	at Oakland	29	146	190-938
11/28	at Detroit	24	144	214-1,082
12/8	vs. Houston	31	183	245-1,265
12/15	at San Diego	18	142	263-1,407

1,000-YARD RUSHING SEASONS (Continued) SAMMY WINDER, 1984—1,153 yards and 4 TDs

		Carries	Yards	Cumulative
9/2	vs. Cincinnati	17	94	17-94
9/9	at Chicago	7	16	24-110
9/16	at Cleveland	17	76	41-186
9/23	vs. Kansas City	31	139	72-325
9/30	vs. Los Angeles Raiders	16	91	88-416
10/7	at Detroit	7	17	95-433
10/15	vs. Green Bay	29	86	124-519
10/21	at Buffalo	15	65	139-584
10/28	at Los Angeles Raiders	34	126	173-710
11/4	vs. New England	14	25	187-735
11/11	at San Diego	22	37	209-772
11/18	vs. Minnesota	12	75	221-847
11/25	vs. Seattle	10	40	231-887
12/2	at Kansas City	25	96	256-983
12/9	vs. San Diego	22	90	278-1,073
12/15	at Seattle	18	80	296-1,153

OTIS ARMSTRONG, 1976—1,008 yards and 5 TDs

		Carries	Yards	Cumulative
9/12	at Cincinnati	24	96	24-95
9/19	vs. New York Jets	17	94	41-190
9/26	vs. Cleveland	18	23	59-213
10/3	vs. San Diego	23	91	82-304
10/10	at Houston	12	47	94-351
10/17	vs. Oakland	21	70	115-421
10/24	at Kansas City	16	101	131-522
1-31	at Oakland	14	63	145-585
11/7	vs. Tampa Bay	18	116	163-701
11/14	at San Diego	13	35	176-736
11/21	vs. New York Giants	24	97	200-833
11/28	at New England	4	14	204-947
12/5	vs. Kansas City	17	45	221-892
12/12	at Chicago	26	116	247-1,008

100-YARD RUSHING GAMES

Player	Performance	Opponent
Don Stone	17-104, 1 TD	Oct. 6, 1963 vs. San Diego
Billy Joe	20-105, 0 TD	Nov. 17, 1963 vs. New York
Billy Joe	16-108, 1 TD	Nov. 15, 1964 vs. New York
Cookie Gilchrist	32-142, 0 TD	Sept. 24, 1965 at Boston
Cookie Gilchrist	16-119, 0 TD	Nov. 14, 1965 at Houston
Floyd Little	25-126, 1 TD	Oct. 27, 1968 vs. Miami
Floyd Little	30-147, 1 TD	Nov. 3, 1968 at Boston
Floyd Little	21-105, 1 TD	Sept. 14, 1969 vs. Boston
Floyd Little	15-104, 1 TD	Sept. 21, 1969 vs. New York Jets
Floyd Little	29-166, 1 TD	Oct. 19, 1969 at Cincinnati
Floyd Little	16-140, 1 TD	Oct. 25, 1970 at San Francisco
Bobby Anderson	25-106, 1 TD	Oct. 17, 1971 vs. San Diego
Floyd Little	25-113, 1 TD	Oct. 24, 1971 at Cleveland
Floyd Little	24-123, 1 TD	Oct. 31, 1977 at Philadelphia
Floyd Little	22-101, 0 TD	Nov. 14, 1971 vs. Cincinnati
Floyd Little	29-125, 0 TD	Dec. 5, 1971 vs. Chicago
Floyd Little	22-101, 0 TD	Sept. 17, 1972 vs. Houston
Floyd Little	18-100, 2 TD	Oct. 15, 1972 vs. Minnesota
Floyd Little	14-124, 1 TD	Nov. 5, 1972 at New York Giants
Joe Dawkins	30-117, 0 TD	Oct. 28, 1973 at New York Jets
Floyd Little	19-123, 1 TD	Oct. 14, 1973 at Houston
Floyd Little	22-109, 2 TD	Nov. 11, 1973 vs. San Diego
Otis Armstrong	19-131, 0 TD	Sept. 22, 1974 vs. Pittsburgh
Otis Armstrong	17-142, 1 TD	Oct. 27, 1974 at Cleveland
Otis Armstrong	19-110, 1 TD	Nov. 10, 1974 at Baltimore
Otis Armstrong	29-146, 0 TD	Nov. 24, 1974 at Oakland
Jon Keyworth	15-148, 1 TD	Nov. 24, 1974 at Oakland
Otis Armstrong	24-144, 1 TD	Nov. 28, 1974 at Detroit
Otis Armstrong	31-183, 3 TD	Dec. 8, 1974 vs. Houston
Otis Armstrong	18-142, 0 TD	Dec. 15, 1974 at San Diego
Jon Keyworth	20-132, 0 TD	Nov. 30, 1975 vs. San Diego
Otis Armstrong	16-101, 1 TD	Oct. 24, 1976 at Kansas City
Otis Armstrong	18-116, 0 TD	Nov. 7, 1976 vs. Tampa Bay
Otis Armstrong	26-116, 1 TD	Dec. 12, 1976 at Chicago
Norris Weese	12-120, 0 TD	Dec. 12, 1976 at Chicago
Otis Armstrong	21-120, 0 TD	Nov. 20, 1977 at Kansas City

100-YARD RUSHING GAMES (Continued)

Rob Lytle	16-110, 1 TD	Nov. 19, 1978 vs. Green Bay
Rob Lytle	18-102, 1 TD	Nov. 25, 1979 vs. Oakland
Otis Armstrong	22-107, 1 TD	Oct. 13, 1980 vs. Washington
Otis Armstrong	25-106, 1 TD	Oct. 26, 1980 at New York Giants
Sammy Winder	20-119, 0 TD	Sept. 25, 1983 vs. L.A. Raiders
Sammy Winder	29-165, 0 TD	Oct. 9, 1983 at Houston
Sammy Winder	31-139, 1 TD	Sept. 23, 1984 at Kansas City
Sammy Winder	34-126, 0 TD	Oct. 28, 1984 at L.A. Raiders
Sammy Winder	20-103, 2 TD	Sept. 29, 1985 vs. Miami
Sammy Winder	20-104, 2 TD	Sept. 21, 1986 at Philadelphia
Sammy Winder	19-102, 0 TD	Jan. 4, 1987 vs. New England

TOTALS—Floyd Little 15, Otis Armstrong 13, Sammy Winder 7 (includes one playoff game), Billy Joe 2, Cookie Gilchrist 2, Jon Keyworth 2, Rob Lytle 2, Donnie Stone 1, Bobby Anderson 1, Joe Dawkins 1, Norris Weese 1.

300-YARD PASSING GAMES

Player	Performance	Opponent
Frank Tripucka	30-52-2, 375 yards and 3 TD	Nov. 6, 1960 vs. Houston
Frank Tripucka	19-41-5, 328 yards and 3 TD	Nov. 27, 1960 vs. Buffalo
Frank Tripucka	28-47-2, 376 yards and 2 TD	Sept. 7, 1962 vs. San Diego
Frank Tripucka	29-56-3, 447 yards and 2 TD	Sept. 15, 1962 at Buffalo
Frank Tripucka	26-40-1, 308 yards and 1 TD	Oct. 21, 1962 vs. Houston
Jacky Lee	11-36-1, 370 yards and 1 TD	Dec. 5, 1965 at Oakland
John McCormick	13-37-3, 328 yards and 3 TD	Dec. 18, 1966 at Buffalo
Marlin Briscoe	12-29-2, 335 yards and 4 TD	Nov. 24, 1968 vs. Buffalo
Steve Tensi	19-26-1, 301 yards and 3 TD	Nov. 23, 1969 at San Diego
Charley Johnson	20-28-0, 361 yards and 2 TD	Oct. 22, 1972 at Oakland
Charley Johnson	24-39-2, 326 yards and 1 TD	Sept. 20, 1973 vs. Chicago
Charley Johnson	28-42-2, 445 yards and 2 TD	Nov. 18, 1974 vs. Kansas City
Charley Johnson	12-20-2, 329 yards and 3 TD	Sept. 21, 1975 vs. Kansas City
Craig Morton	27-39-2, 306 yards and 2 TD	Nov. 16, 1980 vs. New York Jets
Craig Morton	18-30-1, 338 yards and 1 TD	Dec. 14, 1980 vs. Oakland
Craig Morton	17-18-0, 308 yards and 4 TD	Sept. 27, 1981 vs. San Diego
Craig Morton	25-38-1, 342 yards and 2 TD	Oct. 18, 1981 at Kansas City
Steve DeBerg	21-34-2, 305 yards and 2 TD	Nov. 22, 1981 at Cincinnati
Steve DeBerg	23-31-1, 307 yards and 2 TD	Dec. 12, 1982 at Los Angeles Rams
Steve DeBerg	21-41-0, 350 yards and 1 TD	Oct. 30, 1983 vs. Kansas City
John Elway	23-44-0, 345 yards and 3 TD	Dec. 11, 1983 vs. Baltimore
John Elway	26-40-1, 315 yards and 3 TD	Nov. 4, 1984 vs. New England
John Elway	28-43-1, 353 yards and 4 TD	Sept. 15, 1985 vs. New Orleans
John Elway	22-37-5, 301 yards and 1 TD	Dec. 14, 1985 vs. Kansas City
John Elway	24-42-0, 432 yards and 1 TD	Dec. 20, 1985 at Seattle
John Elway	18-32-1, 321 yards and 1 TD	Oct. 26, 1986 vs. Seattle
John Elway	29-47-2, 336 yards and 0 TD	Nov. 23, 1986 at New York Giants
John Elway	22-37-1, 304 yards and 1 TD	Jan. 25, 1987 vs. New York Giants

TOTALS—John Elway 8 (includes Super Bowl XXI), Frank Tripucka 5, Charley Johnson 4, Craig Morton 4, Steve DeBerg 3, Jacky Lee 1, John McCormick 1, Marlin Briscoe 1, Steve Tensi 1.

100-YARD RECEIVING GAMES

Player	Performance	Opponent
Al Carmichael	6-130, 1 TD	Sept. 9, 1960 at Boston
Lionel Taylor	6-125, 1 TD	Sept. 23, 1960 at New York
Lionel Taylor	7-101, 2 TD	Oct. 2, 1960 vs. Oakland
Al Carmichael	3-109, 2 TD	Oct. 23, 1960 vs. Boston
Lionel Taylor	10-106, 1 TD	Oct. 23, 1960 vs. Boston
Lionel Taylor	10-140, 1 TD	Nov. 6, 1960 vs. Houston
Al Carmichael	7-117, 2 TD	Nov. 6, 1960 vs. Houston
Lionel Taylor	10-138, 0 TD	Nov. 20, 1960 at Houston
Lionel Taylor	9-199, 3 TD	Nov. 27, 1960 vs. Buffalo
Lionel Taylor	9-171, 1 TD	Dec. 10, 1960 at Los Angeles
Lionel Taylor	7-132, 2 TD	Sept. 10, 1961 at Buffalo
Lionel Taylor	11-126, 0 TD	Sept. 24, 1961 at New York
Lionel Taylor	9-118, 0 TD	Oct. 1, 1961 at Oakland
Lionel Taylor	7-120, 1 TD	Oct. 8, 1961 vs. Dallas
Al Frazier	7-166, 1 TD	Oct. 15, 1961 vs. Oakland
Al Frazier	6-126, 1 TD	Oct. 22, 1961 vs. New York
Al Frazier	5-125, 1 TD	Nov. 12, 1961 vs. San Diego
Lionel Taylor	10-119, 0 TD	Nov. 12, 1961 vs. San Diego
Donnie Stone	9-137, 1 TD	Dec. 3, 1961 vs. Boston
Lionel Taylor	9-133, 0 TD	Sept. 15, 1962 at Buffalo
Al Frazier	4-125, 1 TD	Sept. 15, 1962 at Buffalo
Lionel Taylor	12-119, 0 TD	Sept. 21, 1962 at Boston
Jerry Tarr	4-152, 2 TD	Sept. 21, 1962 at Boston
Lionel Taylor	7-110, 0 TD	Dec. 9, 1962 at Dallas
Lionel Taylor	7-169, 1 TD	Sept. 29, 1963 vs. Boston

100-YARD RECEIVING GAMES (Continued)

Lionel Taylor	7-142, 2 TD	Oct. 6, 1963 vs. San Diego
Bob Scarpiotto	4-134, 2 TD	Oct. 13, 1963 vs. Houston
Lionel Taylor	10-116, 1 TD	Dec. 15, 1963 at Oakland
Gene Prebola	4-106, 1 TD	Dec. 15, 1963 at Oakland
Lionel Taylor	8-149, 0 TD	Sept. 27, 1964 vs. Houston
Hewitt Dixon	4-109, 0 TD	Oct. 25, 1964 at Oakland
Hewitt Dixon	5-121, 1 TD	Nov. 1, 1964 at Kansas City
Al Denson	3-113, 1 TD	Nov. 1, 1964 at Kansas City
Lionel Taylor	13-112, 0 TD	Nov. 29, 1964 vs. Oakland
Bob Scarpiotto	11-111, 1 TD	Dec. 20, 1964 at Houston
Bob Scarpiotto	5-108, 2 TD	Sept. 11, 1965 at San Diego
Lionel Taylor	9-172, 1 TD	Sept. 19, 1965 vs. Buffalo
Lionel Taylor	7-114, 0 TD	Nov. 7, 1965 vs. San Diego
Lionel Taylor	11-141, 2 TD	Nov. 21, 1965 vs. Oakland
Lionel Taylor	8-164, 0 TD	Dec. 5, 1965 at Oakland
Wendell Hayes	5-126, 1 TD	Dec. 5, 1965 at Oakland
Al Denson	5-158, 1 TD	Oct. 2, 1966 vs. Houston
Charlie Mitchell	4-126, 1 TD	Dec. 4, 1966 vs. Miami
Bob Scarpiotto	5-123, 3 TD	Dec. 18, 1966 at Buffalo
Al Denson	4-131, 2 TD	Sept. 3, 1967 vs. Boston
Al Denson	7-134, 1 TD	Sept. 24, 1967 vs. New York Jets
Eric Crabtree	6-123, 1 TD	Oct. 22, 1967 vs. San Diego
Al Denson	4-107, 1 TD	Oct. 29, 1967 at Kansas City
Al Denson	7-102, 2 TD	Nov. 19, 1967 at Buffalo
Eric Crabtree	8-107, 1 TD	Nov. 23, 1967 at San Diego
Eric Crabtree	6-129, 1 TD	Dec. 17, 1967 vs. Kansas City
Al Denson	8-115, 0 TD	Sept. 15, 1968 at Cincinnati
Eric Crabtree	7-113, 0 TD	Sept. 22, 1968 at Kansas City
Eric Crabtree	5-148, 1 TD	Oct. 13, 1968 at New York Jets
Jimmy Jones	8-128, 2 TD	Oct. 20, 1968 at San Diego
Floyd Little	4-165, 1 TD	Nov. 24, 1968 vs. Buffalo
Al Denson	6-131, 2 TD	Dec. 8, 1968 at Oakland
Mike Haffner	4-122, 0 TD	Dec. 14, 1968 vs. Kansas City
Al Denson	6-138, 1 TD	Sept. 28, 1969 at Buffalo
Mike Haffner	6-102, 1 TD	Oct. 26, 1969 at Houston
Al Denson	6-140, 2 TD	Nov. 23, 1969 at San Diego
John Embree	9-122, 1 TD	Nov. 23, 1969 at San Diego
Jerry Simmons	6-153, 0 TD	Nov. 21, 1971 at Kansas
Rod Sherman	4-110, 0 TD	Sept. 17, 1972 vs. Houston
Jerry Simmons	6-118, 1 TD	Oct. 22, 1972 at Oakland
Bobby Anderson	13-143, 0 TD	Sept. 10, 1973 vs. Chicago
Riley Odoms	5-114, 1 TD	Nov. 4, 1973 at St. Louis
Haven Moses	5-108, 2 TD	Nov. 25, 1973 vs. Kansas City
Haven Moses	5-132, 0 TD	Oct. 13, 1974 vs. New Orleans
Floyd Little	7-127, 0 TD	Oct. 20, 1974 vs. San Diego
Riley Odoms	7-125, 0 TD	Nov. 18, 1974 vs. Kansas City
Rick Upchurch	3-153, 1 TD	Sept. 21, 1975 vs. Kansas City
Haven Moses	5-168, 2 TD	Jan. 1, 1978 vs. Oakland
Haven Moses	5-115, 0 TD	Nov. 12, 1978 at Cleveland
Haven Moses	5-101, 1 TD	Nov. 19, 1978 vs. Green Bay
Riley Odoms	7-165, 2 TD	Dec. 10, 1978 vs. Kansas City
Haven Moses	5-116, 1 TD	Dec. 16, 1978 vs. Pittsburgh
Riley Odoms	5-125, 0 TD	Sept. 23, 1979 vs. Seattle
Haven Moses	4-107, 1 TD	Oct. 14, 1979 at Kansas City
Haven Moses	5-133, 1 TD	Oct. 22, 1979 at Pittsburgh
Riley Odoms	7-114, 0 TD	Oct. 28, 1979 vs. Kansas City
Haven Moses	5-103, 1 TD	Sept. 21, 1980 vs. San Diego
Haven Moses	6-141, 0 TD	Dec. 14, 1980 vs. Oakland
Riley Odoms	8-128, 1 TD	Dec. 14, 1980 vs. Oakland
Steve Watson	7-143, 3 TD	Sept. 20, 1981 vs. Baltimore
Steve Watson	8-178, 2 TD	Sept. 27, 1981 vs. San Diego
Steve Watson	5-182, 2 TD	Oct. 11, 1981 vs. Detroit
Rick Upchurch	5-138, 0 TD	Oct. 18, 1981 at Kansas City
Steve Watson	5-102, 1 TD	Nov. 22, 1981 at Cincinnati
Steve Watson	2-103, 0 TD	Dec. 6, 1981 vs. Kansas City
Rick Upchurch	6-102, 2 TD	Dec. 20, 1981 at Chicago
Steve Watson	5-101, 1 TD	Dec. 5, 1982 vs. Atlanta
Steve Watson	10-183, 0 TD	Dec. 5, 1982 at Los Angeles Rams
Steve Watson	6-161, 1 TD	Sept. 11, 1983 at Baltimore
Steve Watson	8-119, 0 TD	Oct. 16, 1983 vs. Cincinnati
Steve Watson	6-121, 1 TD	Oct. 30, 1983 vs. Kansas City
Rick Upchurch	6-143, 0 TD	Oct. 30, 1983 vs. Kansas City
Steve Watson	7-110, 1 TD	Nov. 6, 1983 at Seattle
Steve Watson	4-119, 1 TD	Nov. 20, 1983 vs. Seattle
Clint Sampson	3-101, 2 TD	Dec. 4, 1983 vs. Cleveland
Steve Watson	7-111, 1 TD	Oct. 7, 1984 at Detroit

100-YARD RECEIVING GAMES (Continued)

Butch Johnson	9-156, 2 TD	Nov. 4, 1984 vs. New England
Steve Watson	8-134, 1 TD	Nov. 4, 1984 vs. New England
Steve Watson	5-123, 2 TD	Nov. 18, 1984 vs. Minnesota
Steve Watson	11-177, 1 TD	Dec. 30, 1984 vs. Pittsburgh
Vance Johnson	6-116, 1 TD	Dec. 14, 1985 vs. Kansas City
Vance Johnson	5-121, 1 TD	Jan. 25, 1987 vs. New York Giants
(Super Bowl XXI at Pasadena)		

TOTALS—Lionel Taylor 24, Steve Watson 16 (includes one playoff game), Al Denson 10, Haven Moses 10 (includes one playoff game), Riley Odums 6, Eric Crabtree 5, Al Frazier 4, Bob Scarpitto 4, Al Carmichael 3, Rick Upchurch 4, Hewitt Dixon 2, Mike Haffner 2, Vance Johnson 2 (includes one playoff game), Floyd Little 2, Jerry Simmons 2, Jimmy Jones 1, Gene Prebola 1, Jerry Tarr 1, Donnie Stone 1, Wendell Hayes 1, Charlie Mitchell 1, John Embree 1, Rod Sherman 1, Bobby Anderson 1, Clint Sampson 1, Butch Johnson 1.

ALL-TIME HONORS

1986—Pro Bowl: Keith Bishop, John Elway, Rulon Jones, Karl Mecklenburg, Dennis Smith, Sammy Winder. All-NFL: John Elway (AP-honorable mention), Keith Bishop (AP-honorable mention), Mike Harden (AP-honorable mention), Rulon Jones (AP, Pro Football Weekly, Sports Illustrated, PFWA, The Sporting News, Football News, Football Digest, NEA-second team), Karl Mecklenburg (AP, Pro Football Weekly, Sports Illustrated, PFWA, The Sporting News, Football News, Football Digest, NEA), Dennis Smith (AP-honorable mention, Football News-second team, NEA). All-AFC: Keith Bishop (UPI-second team, Football News), John Elway (UPI-second team), Rulon Jones (UPI, Pro Football Weekly, Football News), Karl Mecklenburg (UPI, Pro Football Weekly, Football News). Dennis Smith (Pro Football Weekly), Gerald Willhite (UPI-second team), AFC Defensive Player of the Year: Rulon Jones (UPI). AFC Player of the Year: Karl Mecklenburg (Football News). Colorado Sports Hall of Fame King of the Hill award: John Elway. Seattle Gold Helmet Award (Professional Football Player of the Year): John Elway. Hartman Award Winners: John Elway, Mike Harden, Darren Comeaux, Bob Peck Memorial Award (Most Inspirational Player): Tom Jackson.

1985—Pro Bowl: Rulon Jones, Karl Mecklenburg, Dennis Smith, Louis Wright. All-NFL: Billy Bryan (NEA-2nd team), John Elway (AP-honorable mention), Rulon Jones (AP-2nd team, The Sporting News, Sports Illustrated), Karl Mecklenburg (AP, Sports Illustrated, PFWA, The Football News, NEA), Dennis Smith (AP-honorable mention, College and Pro Football Newsweekly), Louis Wright (AP-honorable mention). All-AFC: Rulon Jones (UPI), Karl Mecklenburg (UPI), Dennis Smith (UPI-2nd team), Louis Wright (UPI). Hartman Award Winners: John Elway, Rulon Jones, Daniel Hunter. Bob Peck Memorial Award (Most Inspirational Player): Tom Jackson.

1984—Pro Bowl: Sammy Winder. All-NFL: Tom Jackson (CPFW-2nd team), Dennis Smith (Pro Football Weekly, CPFW-2nd team), Louis Wright (The Sporting News, Sports Illustrated, Pro Football Weekly, NEA-2nd team, CPFW-2nd team). All-AFC: Tom Jackson (Pro Football Weekly, UPI 2nd team), Dennis Smith (Pro Football Weekly, UPI-2nd team), Sammy Winder (UPI-2nd team), Louis Wright (Pro Football Weekly, UPI-2nd team). All-Rookie: Winford Hood (UPI), Clarence Kay (PFWA, Pro Football Weekly). Colorado Sports Hall of Fame Pro Athlete of the Year: Tom Jackson. Hartman Award Winners: Steve Watson, Louis Wright, Ken Woodard. Bob Peck Memorial Award (Most Inspirational Player): Tom Jackson. Coach of the Year: Dan Reeves (NFL Sports Illustrated, Pro Football Weekly, College and Pro Football Newsweekly, AFC-Kansas City 101 Club, Football News.)

1983—Pro Bowl: Randy Gradishar, Louis Wright (DNP). All-NFL: Randy Gradishar (AP-2nd team), Louis Wright (NEA, CPFW-2nd team). All-AFC: Randy Gradishar (UPI-2nd team). Hartman Award Winners: Steve Watson, Randy Gradishar, Ken Woodard. Bob Peck Memorial Award (Most Inspirational Player): Tom Jackson.

1982—Pro Bowl: Randy Gradishar, Luke Prestridge, Rick Upchurch. All-NFL: Randy Gradishar (Football Digest), Luke Prestridge (AP, Football Digest), Rick Upchurch (AP, Football Digest). All-AFC: Randy Gradishar (UPI), Luke Prestridge (UPI). Hartman Award Winners: Billy Bryan, Louis Wright, Rick Upchurch and Bob Lytle. Bob Peck Memorial Award (Most Inspirational Player): Tom Jackson.

1981—Pro Bowl: Randy Gradishar, Bob Swenson, Billy Thompson, Steve Watson. All-NFL: Bob Swenson (AP, NEA, The Sporting News), Randy Gradishar (AP-2nd team, NEA-2nd team, Pro Football Weekly, The Sporting News). All-AFC: Randy Gradishar (UPI), Billy Thompson (UPI), Steve Watson (UPI), Bob Swenson (UPI-2nd team), Louis Wright (UPI-2nd team). Hartman Award Winners: Steve Watson, Bob Swenson, Jim Ryan. Bob Peck Memorial Award (Most Inspirational Player): Tom Jackson.

1980—All NFL: Randy Gradishar (The Sporting News), Fred Steinfort (Pro Football Weekly, The Sporting News). All-AFC: Fred Steinfort (UPI). Pro Football Weekly Golden Toe Award: Fred Steinfort. Hartman Award Winners: Bill Bryan, Randy Gradishar, Fred Steinfort.

ALL TIME HONORS (Continued)

1979—Pro Bowl: Randy Gradishar, Tom Jackson, Rick Upchurch, Louis Wright. All-NFL: Randy Gradishar (PFWA, Pro Football Weekly, AP-2nd team), Rich Upchurch (PFWA, Pro Football Weekly, AP-2nd team), Louis Wright (AP, NEA, PFWA, Pro Football Weekly). All-AFC: Randy Gradishar (Pro Football Weekly, The Sporting News, UPI-2nd team), Bob Swenson (UPI-2nd team), Bill Thompson (UPI), Rick Upchurch (Pro Football Weekly), Louis Wright (UPI, Pro Football Weekly, The Sporting News). Hartman Award Winners: Craig Morton, Bob Swenson, Larry Canada.

1978—Pro Bowl: Lyle Alzado, Randy Gradishar, Tom Jackson, Riley Odums, Bill Thompson, Rick Upchurch, Louis Wright. All-NFL: Lyle Alzado (AP), Randy Gradishar (AP, PFWA, PFW, NEA), Tom Jackson (AP), Rick Upchurch (AP, PFWA, PFW), Louis Wright (AP, PFWA, PFW, NEA). All-AFC: Lyle Alzado (UPI, PFW, TSN), Steve Foley (UPI), Randy Gradishar (UPI, PFW, TSN), Tom Jackson (UPI), Bill Thompson (UPI, PFW, TSN), Rick Upchurch (PFW), Louis Wright (UPI, PFW, TSN). NFL Defensive Player of the Year: Randy Gradishar (AP, PFW, NEA). AFC Defensive Player of the Year: Randy Gradishar (UPI, Kansas City 101 Club). Colorado Sports Hall of Fame Pro Athlete of the Year: Randy Gradishar. Hartman Award Winners: Riley Odums, Randy Gradishar, Maurice Harvey.

1977—Pro Bowl: Lyle Alzado, Randy Gradishar, Tom Jackson, Billy Thompson, Louis Wright. All-NFL: Lyle Alzado (AP, UPI, PFW), Randy Gradishar (AP, UPI, PFW), Tom Jackson (AP, UPI, PFW), Billy Thompson (AP). All-AFC: Louis Wright (PFW), Billy Thompson (PFW). AFC Defensive Player of the Year: Lyle Alzado (Kansas City 101 Club). Colorado Sports Hall of Fame Pro Athlete of the Year: Craig Morton. Hartman Award Winners: Craig Morton, Tom Jackson, Rick Upchurch. NFL Coach of the Year: Red Miller (AP, UPI, PFW, TSN, Football Digest, Washington Touchdown Club, Kansas City 101 Club, Columbus Touchdown Club).

1976—Pro Bowl: Rich Upchurch, Otis Armstrong. All-NFL: Rick Upchurch. Hartman Award Winners: Riley Odums, Tom Jackson, Rick Upchurch.

1975—Pro Bowl: Randy Gradishar, Riley Odums. All-Pro: Riley Odums. Hartman Award Winners: Bobby Maples, Lyle Alzado, Jim Turner.

1974—Pro Bowl: Otis Armstrong, Riley Odums. All-Pro: Riley Odums, Otis Armstrong. Hartman Award Winners: Otis Armstrong, Tom Jackson, Ken Criter.

1973—Pro Bowl: Floyd Little, Haven Moses, Paul Smith, Riley Odums. All-Pro: Riley Odums. Hartman Award Winners: Charley Johnson, Paul Smith. Colorado Sports Hall of Fame Pro Athlete of the Year: Paul Smith. AFC Coach of the Year: John Ralston (AP, UPI, PFWA, Kansas City 101 Club).

1972—Pro Bowl: Floyd Little, Paul Smith, Colorado Sports Hall of Fame Pro Athlete of the Year: Floyd Little.

1971—Pro Bowl: Floyd Little, Rich Jackson.

1970—Pro Bowl: Rich Jackson, All-Pro: Rich Jackson. Colorado Sports Hall of Fame Pro Athlete of the Year: Rich Jackson.

1969—All-AFL: Floyd Little, Rich Jackson. AFL All-Star Game: Rich Jackson, Al Denson, Mike Current, George Goeddeke, Floyd Little, Dave Costa.

1968—All-AFL: Rich Jackson. AFL All-Star Game: Floyd Little, Dave Costa, Rich Jackson.

1967—AFL All-Star Game: Al Denson, Larry Kaminski, Dave Costa, Nemiah Wilson.

1966—All-AFL: Bob Scarpitto. AFL All-Star Game: Bob Scarpitto, Jerry Sturm, Goose Gonsoulin, John Bramlett.

1965—All-AFL: Cookie Gilchrist, Lionel Taylor, Eldon Danenhauer. AFL All-Star Game: Eldon Danenhauer, Cookie Gilchrist.

1964—All-AFL: Willie Brown, AFL All-Star Game: Willie Brown, Jerry Sturm, Goose Gonsoulin, Jim Fraser.

1963—All-AFL: Goose Gonsoulin. AFL All-Star Game: Bud McFadin, Goose Gonsoulin.

1962—All-AFL: Bud McFadin, Goose Gonsoulin, Eldon Danenhauer, Bob Zeman, AFL All-Star Game: Eldon Danenhauer, Bud McFadin, Gene Mingo, Bob Zeman, Goose Gonsoulin, Jim Fraser, Lionel Taylor, Frank Tripucka. AFL Coach of the Year Jack Faulkner (AP UPI).

1961—All-AFL: Lionel Taylor, Bud McFadin. AFL All-Star Game: Bud McFadin, Ken Adamson, Goose Gonsoulin, Don Stone.

1960—All-AFL: Lionel Taylor, Bud McFadin, Goose Gonsoulin.

ALL-TIME SCORES

REGULAR SEASON RESULTS

1960

Coach: Frank Filchok		
4-9-1	Attend.	
13 At Boston	10	21,597
27 At Buffalo	21	15,229
24 At New York	28	20,462
31 Oakland	14	18,372
19 Los Angeles	23	19,141
31 Boston	24	12,683
14 Dallas	17	13,002
25 Houston	45	14,489
7 At Dallas	34	21,000
10 At Houston	20	20,778
38 Buffalo	38	7,785
27 New York	30	5,861
33 At Los Angeles	41	9,928
10 At Oakland	48	7,000

1961

Coach: Frank Filchok		
3-11-0	Attend.	
22 At Buffalo	10	16,636
17 At Boston	45	14,479
28 At New York	35	14,381
19 At Oakland	33	8,361
12 Dallas	19	14,500
27 Oakland	24	11,129
27 New York	10	12,508
0 At San Diego	37	32,584
14 Houston	55	11,564
16 San Diego	19	7,859
10 Buffalo	23	7,645
14 At Houston	45	27,874
24 Boston	28	9,303
21 At Dallas	49	8,000

1962

Coach: Jack Faulkner		
7-7-0	Attend.	
30 San Diego	21	28,000
23 At Buffalo	20	30,577
16 At Boston	41	21,038
32 At New York	10	17,213
44 Oakland	7	22,452
23 At Oakland	6	7,000
20 Houston	10	34,496
38 Buffalo	45	26,051
23 At San Diego	20	20,827
29 Boston	33	28,187
3 Dallas	24	23,523
45 New York	46	15,776
17 At Houston	34	30,650
10 At Dallas	17	19,137

1963

Coach: Frank Faulkner		
2-11-1	Attend.	
7 Kansas City	59	21,115
14 At Houston	20	23,047
14 Boston	10	18,636
50 San Diego	34	19,137
24 Houston	33	24,896
21 At Boston	40	25,418
35 At New York	35	22,553
28 Buffalo	30	19,424
17 At Buffalo	27	30,989
9 New York	14	14,247
10 Oakland	26	14,763
21 At Kansas City	52	17,433
31 At Oakland	35	15,223
20 At San Diego	58	31,312

1964

Coach: Jack Faulkner (4 games) and Mac Speedie (10 games)		
2-11-1	Attend.	
6 At New York	30	45,665
13 At Buffalo	30	25,141
17 Houston	38	22,155
10 Boston	39	17,851
33 Kansas City	27	16,885
14 At San Diego	42	23,242
7 At Oakland	40	16,825
39 Kansas City	49	15,053
20 San Diego	31	19,670
20 New York	16	11,309
7 At Boston	12	24,979
20 Oakland	20	15,958
19 Buffalo	30	14,431
15 At Houston	34	15,839

1965

Coach: Mac Speedie		
4-10-0	Attend.	
31 At San Diego	34	27,022
15 Buffalo	30	30,656
27 At Boston	10	26,782
16 New York	13	34,988
23 Kansas City	31	31,001
28 Houston	17	32,492
13 At Buffalo	31	45,046
10 At New York	45	55,572
21 San Diego	35	33,073
31 At Houston	21	28,126
20 Oakland	28	30,369
13 At Oakland	24	19,023
20 Boston	28	27,207
35 At Kansas City	45	14,421

1966

Coach: Mac Speedie (2 games) and Ray Malavasi (12 games)		
4-10-0	Attend.	
7 At Houston	45	30,156
10 Boston	24	25,160
7 New York	16	28,770
40 Houston	38	27,203
10 At Kansas City	37	33,929
7 At Miami	24	23,393
10 Kansas City	56	26,196
17 At San Diego	24	25,819
3 At Boston	10	18,154
3 Oakland	17	26,703
20 San Diego	17	24,860
17 Miami	7	33,306
10 At Oakland	28	31,765
21 At Buffalo	38	40,583

1967

Coach: Lou Saban		
3-11-0	Attend.	
26 Boston	21	35,488
0 At Oakland	51	25,423
21 At Miami	35	29,381
24 New York	38	35,565
16 Buffalo	10	21,798
21 San Diego	17	35,188
9 At Kansas City	33	34,465
17 Oakland	52	44,002
18 Houston	21	29,043
20 At San Diego	20	30,392
21 At Buffalo	20	30,891
20 At San Diego	24	34,586
33 At New York	24	61,615
24 Kansas City	38	31,660

REGULAR SEASON RESULTS

1968

Coach: Lou Saban		
5-9-0	Attend.	
10 At Cincinnati	24	25,049
2 At Kansas City	34	45,821
17 Boston	20	37,024
10 Cincinnati	7	41,257
21 At New York	13	62,052
24 At San Diego	55	42,953
21 Miami	14	44,115
35 At Boston	14	18,304
7 Oakland	43	50,002
17 At Houston	38	36,075
34 Buffalo	32	35,201
23 San Diego	47	35,312
27 At Oakland	33	47,754
7 Kansas City	30	38,463

1969

Coach: Lou Saban		
5-8-1	Attend.	
26 Boston	21	35,488
21 New York	19	50,583
28 At Buffalo	41	40,302
13 Kansas City	26	50,564
14 Oakland	24	49,511
30 At Cincinnati	23	27,920
21 At Houston	24	45,348
13 San Diego	0	45,511
10 At Oakland	41	54,416
20 Houston	20	45,002
24 At San Diego	45	34,664
17 At Kansas City	31	48,773
24 At Miami	27	25,332
27 Cincinnati	16	42,196

1970

Coach: Lou Saban		
5-8-1	Attend.	
25 At Buffalo	10	34,882
16 Pittsburgh	13	50,705
26 Kansas City	13	50,705
23 At Oakland	35	54,436
24 Atlanta	10	50,705
14 At San Francisco	19	39,515
3 Washington	19	50,705
21 At San Diego	24	48,327
19 Oakland	24	50,959
31 At New Orleans	6	66,837
21 At Houston	31	35,733
0 At Kansas City	16	50,454
17 San Diego	17	50,959
13 Cleveland	27	51,001

1971

Coach: Lou Saban (9 games) and Jerry Smith (5 games)		
4-9-1	Attend.	
10 Miami	10	51,200
13 At G. Bay (Milw.)	34	47,957
3 Kansas City	16	51,200
16 Oakland	27	51,200
20 San Diego	16	51,200
27 At Cleveland	0	75,674
16 At Philadelphia	17	65,358
20 Detroit	24	51,200
10 Cincinnati	24	51,200
10 At Kansas City	28	49,945
22 At Pittsburgh	10	39,710
6 Chicago	3	51,200
17 At San Diego	45	44,347
13 At Oakland	21	54,651

1972

Coach: John Ralston		
5-9-0	Attend.	
30 Houston	17	51,656
14 At San Diego	37	49,048
24 Kansas City	45	51,656
10 At Cincinnati	21	55,812
20 Minnesota	23	51,656
30 At Oakland	23	53,551
20 Cleveland	27	51,656
17 At N.Y. Giants	29	62,689
16 At Los Angeles	10	65,398
20 Oakland	37	51,656
20 At Atlanta	23	58,850
21 At Kansas City	24	66,725
38 San Diego	13	51,473
45 New England	21	51,656

1973

Coach: John Ralston		
7-5-2	Attend.	
28 Cincinnati	10	49,059
34 San Francisco	36	50,966
14 Chicago	33	51,159
14 At Kansas City	16	71,414
48 At Houston	20	32,801
23 Oakland	23	51,270
40 At N.Y. Jets	28	55,108
17 At St. Louis	17	46,567
30 San Diego	19	51,034
23 At Pittsburgh	13	48,580
14 Kansas City	10	51,331
10 Dallas	22	51,508
42 At San Diego	28	44,954
17 At Oakland	21	51,910

1974

Coach: John Ralston		
7-6-1	Attend.	
10 Los Angeles	17	51,121
35 Pittsburgh (OT)	35	51,068
3 At Washington	30	54,395
17 At Kansas City	14	67,298
33 New Orleans	17	50,881
27 San Diego	7	50,928
21 At Cleveland	23	60,478
17 Oakland	28	45,946
17 At Baltimore	6	33,244
34 Kansas City	42	50,236
20 At Oakland	13	53,334
31 At Detroit	27	51,157
37 Houston	14	47,142
0 At San Diego	17	36,571

1975

Coach: John Ralston		
6-8-0	Attend.	
33 Kansas City	33	51,858
23 Green Bay	13	51,621
9 At Buffalo	38	79,864
14 At Pittsburgh	20	49,164
16 Cleveland	15	52,590
13 At Kansas City	26	70,043
17 Oakland	42	52,868
16 Cincinnati	17	49,919
27 At San Diego	17	26,048
21 At Atlanta	35	28,686
10 At Oakland	17	51,075
25 Philadelphia	10	37,080
13 At Miami	14	43,064

REGULAR SEASON RESULTS

1976

Coch: John Ralston	9-5-0	Attend.
7 At Cincinnati	17	53,464
46 New York Jets	3	62,660
44 Cleveland	13	62,975
26 San Diego	0	63,369
3 At Houston	17	47,928
10 Oakland	17	63,431
35 At Kansas City	26	57,961
6 At Oakland	19	52,169
48 Tampa Bay	13	62,703
17 At San Diego	0	32,017
14 New York Giants	13	63,151
14 At New England	38	61,128
17 Kansas City	16	58,170
28 At Chicago	14	44,459

1977

Coch: Red Miller	12-2-0	Attend.
7 St. Louis	0	75,002
26 Buffalo	6	74,897
24 At Seattle	13	53,108
23 Kansas City	7	74,878
30 At Oakland	7	53,616
24 At Cincinnati	13	54,305
14 Oakland	24	75,007
21 Pittsburgh	7	74,967
17 At San Diego	14	45,211
14 At Kansas City	7	54,050
27 Baltimore	13	74,939
24 At Houston	14	46,875
17 San Diego	9	74,905
6 At Dallas	14	63,752

Playoffs

34 Pittsburgh	21	75,011
20 Oakland	17	74,982

Super Bowl

10 Dallas	27	76,400
-----------	----	--------

1978

Coch: Red Miller	10-6-0	Attend.
14 Oakland	6	74,904
9 At Minnesota (OT)	12	46,508
27 San Diego	14	74,983
23 At Kansas City (OT)	17	60,593
28 Seattle	7	74,989
0 At San Diego	23	50,077
16 Chicago	7	75,008
6 At Baltimore	7	54,057
20 At Seattle (OT)	17	62,948
28 New York Jets	31	74,983
19 At Cleveland	7	70,856
16 Green Bay	3	74,965
14 At Detroit	17	71,785
21 At Oakland	6	53,932
24 Kansas City	3	74,149
17 Pittsburgh	21	74,104

Playoffs

10 At Pittsburgh	33	48,921
------------------	----	--------

1979

Coch: Red Miller	10-6-0	Attend.
10 Cincinnati	0	74,788
9 Los Angeles	13	74,884
20 At Atlanta (OT)	17	57,677
37 Seattle	34	74,897
3 At Oakland	27	52,632
7 San Diego	0	74,997
24 At Kansas City	10	74,292
7 At Pittsburgh	42	49,699
20 Kansas City	3	74,908
10 New Orleans	3	74,482
45 New England	10	74,379
38 At San Francisco	28	42,910
10 Oakland	14	74,186
19 At Buffalo	16	37,886
23 At Seattle	28	60,038
7 At San Diego	17	51,906

Playoffs

7 At Houston	13	48,776
--------------	----	--------

1980

Coch: Red Miller	8-8-0	Attend.
6 At Philadelphia	27	70,307
41 Dallas	20	74,919
13 San Diego	30	74,970
14 At New England	23	59,602
19 At Cleveland	16	81,065
20 Washington	17	74,657
17 Kansas City	23	74,459
14 At N.Y. Giants	9	67,598
16 Houston	20	74,717
20 At San Diego	13	51,435
31 New York Jets	24	72,114
36 Seattle	20	73,274
3 At Oakland	9	51,583
14 At Kansas City	31	40,237
21 Oakland	24	73,974
25 At Seattle	17	51,853

1981

Coch: Dan Reeves	10-6-0	Attend.
9 Oakland	7	74,796
10 At Seattle	13	58,513
28 Baltimore	10	74,804
42 San Diego	24	74,844
17 At Oakland	0	51,035
27 Detroit	21	74,816
14 At Kansas City	28	74,672
7 At Buffalo	9	77,757
19 Minnesota	17	74,834
23 Cleveland (OT)	20	74,850
24 At Tampa Bay	7	64,518
21 At Cincinnati	38	57,207
17 At San Diego	34	51,533
16 Kansas City	13	74,744
23 Seattle	13	74,527
24 At Chicago	35	40,125

REGULAR SEASON RESULTS

1982

Coch: Dan Reeves	2-7-0	Attend.
3 San Diego	23	73,564
24 San Francisco	21	73,899
10 Seattle	17	73,916
20 At San Diego	30	47,629
27 Atlanta	34	73,984
27 At L.A. Rams	24	48,112
16 Kansas City	37	74,192
10 At L.A. Raiders	27	44,160
11 At Seattle	13	43,145

1983

Coch: Dan Reeves	9-7-0	Attend.
14 At Pittsburgh	10	58,233
17 At Baltimore	10	52,613
10 Philadelphia	13	74,202
7 L.A. Raiders	22	74,289
14 At Chicago	31	58,210
26 At Houston	14	44,209
24 Cincinnati	17	74,305
14 San Diego	6	74,581
27 Kansas City	24	74,640
19 At Seattle	27	64,785
20 At L.A. Raiders	22	51,945
38 Seattle	27	74,710
7 At San Diego	31	43,650
27 Cleveland	6	70,912
21 Baltimore	19	74,854
17 At Kansas City	48	11,377

Playoffs

7 At Seattle	31	60,752
--------------	----	--------

1984

Coch: Dan Reeves	13-3-0	Attend.
20 Cincinnati	17	74,178
0 At Chicago	27	54,335
24 At Cleveland	14	61,980
21 Kansas City	0	74,263
16 L.A. Raiders	13	74,833
28 At Detroit	7	55,836
17 Green Bay	14	62,546
37 At Buffalo	7	31,204
22 At L.A. Raiders (OT)	19	91,020
26 New England	19	74,908
16 At San Diego	13	53,162
42 Minnesota	21	74,716
24 Seattle	27	74,922
13 At Kansas City	16	38,494
16 San Diego	13	74,867
31 At Seattle	14	64,411

Playoffs

17 Pittsburgh	24	74,981
---------------	----	--------

1985

Coch: Dan Reeves	11-5-0	Attend.
16 At L.A. Rams	20	52,522
34 New Orleans	23	74,488
44 At Atlanta	28	37,903
26 Miami	30	73,614
31 Houston	20	74,699
15 At Indianapolis	10	60,621
17 Seattle (OT)	10	74,899
30 At Kansas City	10	68,248
10 At San Diego	30	57,312
17 San Francisco	16	73,173
30 San Diego (OT)	24	74,376
28 At L.A. Raiders (OT)	31	63,161
31 At Pittsburgh	23	56,797
14 L.A. Raiders (OT)	17	75,042
13 Kansas City	13	69,209
27 At Seattle	24	56,283

1986

Coch: Dan Reeves	11-5-0	Attend.
38 L.A. Raiders	36	75,695
21 At Pittsburgh	10	57,305
33 At Philadelphia	7	63,839
27 New England	20	75,804
29 Dallas	14	76,082
31 At San Diego	14	60,368
10 At New York Jets	22	73,759
20 Seattle	13	76,089
21 At L.A. Raiders	10	90,153
3 San Diego	9	75,012
38 Kansas City	17	75,745
16 At New York Giants	19	75,116
34 Cincinnati	28	58,705
10 At Kansas City	37	47,019
31 Washington	30	75,905
16 At Seattle	41	63,697

Playoffs

22 New England	17	76,105
23 At Cleveland (OT)	20	79,915

Super Bowl

20 New York Giants	39	101,063
--------------------	----	---------

ALL-TIME PRE-SEASON RESULTS

1960 (0-5)		1961 (1-4)	
6	Boston 43 (Providence, R.I.)	13	At Dallas 31 (Midland, Tex.)
14	Buffalo 31 (Rochester)	48	Oakland 21 (Spokane)
3	At Houston 42	27	At Dallas 29 (Ft. Worth)
0	Dallas 48 (Little Rock)	10	Houston 42 (Mobile)
30	At Los Angeles 36	12	At Oakland 49
1962 (2-2)		1963 (2-3)	
17	Houston 33 (Atlanta)	27	Houston 10
24	At San Diego 31	10	At Oakland 35
27	At Dallas 24	31	San Diego 25
41	At Oakland 12 (Stockton, CA)	16	At Kansas City 30
		14	Buffalo 21 (Winston-Salem)
1964 (2-3)		1965 (1-4)	
20	At San Diego 34	24	Kansas City 30
7	Oakland 20	27	Oakland 17 (Salt Lake City)
32	At Houston 20	6	San Diego 21
10	Kansas City 14 (Ft. Worth)	3	Houston 25 (San Antonio)
28	Boston 17	20	Oakland 30 (Sacramento)
1966 (1-3)		1967 (3-1)	
30	Kansas City 32	2	Miami 19 (Akron)
3	At Buffalo 25	13	Detroit 7
28	Miami 16 (Memphis)	14	Minnesota 9
21	Oakland 52	21	Oakland 17 (N. Platte, Neb.)
1968 (2-3)		1969 (1-4)	
15	Cincinnati 13	6	At Minnesota 26
16	Minnesota 39	22	New Orleans 28
6	San Francisco 22	19	San Francisco 15
6	San Diego 3 (San Antonio)	10	Boston 26 (Jacksonville)
7	Oakland 23 (Portland)	11	At Cincinnati 13
1970 (3-2)		1971 (1-4)	
26	St. Louis 16	13	Washington 17
7	Baltimore 24	10	Atlanta 27 (Memphis)
7	S. Francisco 23 (Eugene, Ore.)	17	San Francisco 33 (Spokane)
30	Chicago 17	14	Minnesota 7
16	Boston 14 (Salt Lake City)	17	At Chicago 33
1972 (2-3)		1973 (2-3)	
0	At Washington 41	10	At Washington 14
13	At St. Louis 17	38	St. Louis 17
27	At San Francisco 24	7	At San Francisco 43
49	New England 24	16	Buffalo 14
13	Baltimore 20	10	Baltimore 17
1974 (4-2)		1975 (3-3)	
19	New York Jets 41	20	Baltimore 23
27	Minnesota 21	21	At New Orleans 24
10	At San Francisco 3	27	Houston 21
31	At Green Bay 21	13	At Chicago 0
27	New England 21 (At Spokane)	10	At San Francisco 44
14	Atlanta 20	21	St. Louis 17
1976 (5-2)		1977 (5-1)	
10	Detroit 7 (Hall of Fame Game at Canton, Ohio)	14	Baltimore 8
14	Chicago 15	15	St. Louis 7
7	At San Francisco 17	10	At Atlanta 2
13	At Dallas 9	24	At Philadelphia 28
52	Seattle 7	27	At Seattle 10
21	At St. Louis 17	20	At San Francisco 0
30	Minnesota 17		

ALL-TIME PRE-SEASON RESULTS (Continued)

1978 (2-2)		1979	
17	At Houston 12	6	At Dallas 7
14	Dallas 21	13	Washington 6
23	At Buffalo 13	21	At San Francisco 0
13	San Francisco 24	20	New England 17 (OT)
1980 (2-2)		1981 (2-2)	
17	Cincinnati 6	7	New York Jets 33
6	At New York Giants 9	14	At Miami 24
13	Los Angeles 26	17	Green Bay 7
38	At Green Bay 0	24	At Cincinnati 20
1982 (4-0)		1983 (3-1)	
33	At Los Angeles Rams 20	10	Seattle 7
17	Miami 14	21	Atlanta 10
27	Minnesota 17	19	Cleveland 10
20	At New York Jets 13	3	At Minnesota 34
1984 (3-1)		1985 (2-2)	
13	Washington 16	20	N.Y. Giants 30
21	San Francisco 60	20	At San Francisco 13
31	Indianapolis 0	20	Indianapolis 3
24	At Atlanta 13	9	Minnesota 13
1986 (2-2)			
	7	New Orleans 10	
	27	At Minnesota 29	
	14	San Francisco 9	
	19	Los Angeles Rams 10	

REGULAR SEASON SERIES RECORDS

ATLANTA FALCONS		1976—Den 28, At Chi 14
1970—At Den 24, Atl 10		1978—At Den 16, Chi 7
1972—At Atl 23, Den 20		1981—At Chi 35, Den 24
1975—At Atl 35, Den 21		1983—At Chi 31, Den 14
1979—Den 20, At Atl 17 (OT)		1984—At Chi 27, Den 0
1982—Atl 34, At Den 27		(Broncos 3, Bears 4)
1985—Den 44, At Atl 28		
(Broncos 3, Falcons 3)		
BUFFALO BILLS		CINCINNATI BENGALS
1960—Den 27, At Buf 21		1968—At Cin 24, Den 10
1960—At Den 38, Buf 38 (tie)		1968—At Den 10, Cin 7
1961—Den 22, At Buf 10		1969—Den 30, At Cin 23
1961—Buf 23, At Den 10		1969—At Den 27, Cin 16
1962—Den 23, At Buf 20		1971—Cin 24, At Den 10
1962—Buf 45, At Den 38		1972—At Cin 21, Den 10
1963—Buf 30, At Den 28		1973—At Den 28, Cin 10
1963—At Buf 27, Den 17		1975—Cin 17, At Den 16
1964—At Buf 30, Den 13		1976—At Cin 17, Den 7
1964—Buf 30, At Den 19		1977—Den 24, At Cin 13
1965—Buf 30, At Den 15		1979—At Den 10, Cin 0
1965—At Buf 31, Den 13		1981—At Cin 38, Den 21
1966—At Buf 38, Den 21		1983—At Den 24, Cin 17
1967—Buf 17, At Den 16		1984—At Den 20, Cin 17
1967—Den 21, At Buf 20		1986—At Den 34, Cin 28
1968—At Den 34, Buf 32		(Broncos 9, Bengals 6)
1969—At Buf 41, Den 28		
1970—Den 25, At Buf 10		CLEVELAND BROWNS
1975—At Buf 38, Den 14		1970—Cle 27, At Den 13
1977—At Den 26, Buf 6		1971—Den 27, At Cle 0
1979—Den 19, At Buf 16		1972—Cle 27, At Den 20
1981—At Buf 9, Den 7		1974—At Cle 23, Den 21
1984—Den 37, At Buf 7		1975—At Den 16, Cle 15
(Broncos 9, Bills 13, 1 tie)		1976—At Den 44, Cle 13
CHICAGO BEARS		1978—Den 19, At Cle 7
1971—At Den 6, Chi 3		1980—Den 19, At Cle 16
1973—Chi 33, At Den 14		1981—At Den 23, Cle 20 (OT)
		1983—At Den 27, Cle 6
		1984—Den 24, Cle 14
		(Broncos 8, Browns 3)

SERIES RECORDS (Continued)

DALLAS COWBOYS

1973—Dal 22, At Den 10
1977—At Dal 14, Den 6
1980—At Den 41, Dal 20
1986—At Den 29, Dal 14
(Broncos 2, Cowboys 2)

DETROIT LIONS

1971—Det 24, At Den 20
1974—Den 31, At Det 27
1978—At Det 17, Den 14
1981—At Den 27, Det 21
1984—Den 28, At Det 7
(Broncos 3, Lions 2)

GREEN BAY PACKERS

1971—At GB 34, Den 13
1975—At Den 23, GB 13
1978—At Den 16, GB 3
1984—At Den 17, GB 14
(Broncos 3, Packers 1)

HOUSTON OILERS

1960—Hou 45, At Den 25
1960—At Hou 20, Den 10
1961—Hou 55, At Den 14
1961—At Hou 45, Den 14
1962—At Den 20, Hou 10
1962—At Hou 34, Den 17
1963—At Hou 20, Den 14
1963—Hou 33, At Den 24
1964—Hou 38, At Den 17
1964—At Hou 34, Den 15
1965—At Den 28, Hou 17
1965—Den 31, At Hou 21
1966—At Hou 45, Den 7
1966—At Den 40, Hou 38
1967—At Hou 10, Den 6
1967—Hou 20, At Den 18
1968—At Hou 38, Den 17
1969—At Hou 24, Den 21
1969—At Den 20, Hou 20
1970—At Hou 31, Den 21
1972—At Den 30, Hou 17
1973—Den 48, At Hou 20
1974—At Den 37, Hou 14
1976—At Hou 17, Den 3
1977—Den 24, At Hou 14
1980—Hou 20, At Den 16
1983—Den 26, At Hou 14
1985—At Den 31, Hou 20
(Broncos 10, Oilers 17, 1 tie)

INDIANAPOLIS COLTS

(Baltimore Colts 1953-83)
1974—Den 17, At Bal 6
1977—At Den 27, Bal 13
1978—At Bal 7, Den 6
1981—At Den 28, Bal 10
1983—Den 17, At Bal 10
1983—At Den 21, Bal 19
1985—Den 15, At Ind 10
(Broncos 6, Colts 1)

KANSAS CITY CHIEFS

(Dallas Texans 1960-62)
1960—Dal 17, At Den 14
1960—At Dal 34, Den 7
1961—Dal 19, At Den 12
1961—At Dal 49, Den 21
1962—Dal 24, At Den 3
1962—At Dal 17, Den 10
1963—KC 59, At Den 7
1963—At KC 52, Den 21
1964—At Den 33, KC 27
1964—At KC 49, Den 39

1965—KC 31, At Den 23
1965—At KC 45, Den 35
1966—At KC 37, Den 10
1966—KC 56, At Den 10
1967—At KC 52, Den 9
1967—KC 38, At Den 24
1968—At KC 34, Den 2
1968—KC 30, At Den 7
1969—KC 26, At Den 13
1969—At KC 31, Den 17
1970—At Den 26, KC 13
1970—At KC 16, Den 0
1971—KC 16, At Den 3
1971—At KC 28, Den 10
1972—KC 45, At Den 24
1972—At KC 24, Den 21
1973—At KC 16, Den 14
1973—At Den 14, KC 10
1974—Den 17, At KC 14
1974—KC 42, At Den 34
1975—At Den 37, KC 33
1975—At KC 26, Den 13
1976—Den 35, At KC 26
1976—At Den 17, KC 16
1977—At Den 23, KC 7
1977—Den 14, At KC 7
1978—Den 23, At KC 17 (OT)
1978—At Den 24, KC 3
1979—Den 24, At KC 10
1979—At Den 20, KC 3
1980—KC 23, At Den 17
1980—At KC 31, Den 14
1981—At KC 28, Den 14
1981—At Den 16, KC 13
1982—KC 37, At Den 16
1983—At Den 27, KC 24
1983—At KC 48, Den 17
1984—At Den 21, KC 0
1984—At KC 16, Den 13
1985—Den 30, At KC 10
1985—At Den 14, KC 13
1986—At Den 38, KC 17
1986—At KC 37, Den 10
(Broncos 19, Chiefs 34)

LOS ANGELES RAIDERS (Oakland Raiders 1960-81)

1960—At Den 31, Oak 14
1960—At Oak 48, Den 10
1961—At Oak 33, Den 19
1961—At Den 27, Oak 24
1962—At Den 44, Oak 7
1962—Den 23, At Oak 6
1963—Oak 26, At Den 10
1963—At Oak 35, Den 31
1964—At Oak 40, Den 7
1964—At Den 20, Oak 20
1965—Oak 28, At Den 20
1965—At Oak 24, Den 13
1966—Oak 17, At Den 3
1966—At Oak 28, Den 10
1967—At Oak 51, Den 0
1967—Oak 21, At Den 17
1968—Oak 43, At Den 7
1968—At Oak 33, Den 27
1969—Oak 24, At Den 14
1969—At Oak 41, Den 10
1970—At Oak 35, Den 23
1970—Oak 24, At Den 19
1971—Oak 27, At Den 16
1971—At Oak 21, Den 13
1972—Den 30, At Oak 23
1972—Oak 37, At Den 20
1973—At Den 23, Oak 23
1973—At Oak 21, Den 17
1974—Oak 28, At Den 17

SERIES RECORDS (Continued)

1974—Den 20, At Oak 17
1975—Oak 42, At Den 17
1975—At Oak 17, Den 10
1976—Oak 17, At Den 10
1976—At Oak 19, Den 3
1977—Den 30, At Oak 7
1977—Oak 24, At Den 14
1978—At Den 14, Oak 6
1978—Den 21, At Oak 6
1979—At Oak 27, Den 3
1979—Oak 14, At Den 10
1980—At Oak 9, Den 3
1980—Oak 24, At Den 21
1981—At Den 9, Oak 7
1981—Den 17, At Oak 0
1982—At LA 27, Den 10
1983—LA 22, At Den 7
1983—At LA 22, Den 20
1984—At Den 16, LA 13
1984—Den 22, At LA 19 (OT)
1985—At LA 31, Den 28 (OT)
1985—LA 17, At Den 14 (OT)
1986—At Den 38, LA 36
1986—Den 21, At LA 10
(Broncos 15, Raiders 36, 2 ties)

LOS ANGELES RAMS

1972—Den 16, At LA 10
1974—LA 17, At Den 10
1979—LA 13, At Den 9
1982—Den 27, At LA 24
1985—At LA 20, Den 16
(Broncos 2, Rams 3)

MIAMI DOLPHINS

1966—At Mia 24, Den 7
1966—At Den 17, Mia 7
1967—At Mia 35, Den 21
1968—At Den 21, Mia 14
1969—At Mia 27, Den 24
1971—At Den 10, Mia 10
1975—At Mia 14, Den 13
1985—Mia 30, At Den 26
(Broncos 2, Dolphins 5, 1 tie)

MINNESOTA VIKINGS

1972—Min 23, At Den 20
1978—At Min 12, Den 9 (OT)
1981—At Den 19, Min 17
1984—At Den 42, Min 21
(Broncos 2, Vikings 2)

NEW ENGLAND PATRIOTS (Boston Patriots 1960-70)

1960—Den 13, At Bos 10
1960—At Den 31, Bos 24
1961—At Bos 45, Den 17
1961—Bos 28, At Den 24
1962—At Bos 41, Den 16
1962—Bos 33, At Den 29
1963—At Den 14, Bos 10
1963—At Bos 40, Den 21
1964—Bos 39, At Den 10
1964—At Bos 12, Den 7
1965—Den 27, At Bos 10
1965—Bos 28, At Den 20
1966—Bos 24, At Den 10
1966—Den 17, At Bos 10
1967—At Den 26, Bos 21
1968—Bos 20, At Den 17
1968—Den 35, At Bos 14
1969—At Den 35, Bos 7
1972—At Den 45, NE 21
1976—At NE 38, Den 14
1979—At Den 45, NE 10
1980—At NE 23, Den 14
1984—At Den 26, NE 19
1986—At Den 27, NE 20
(Broncos 12, Patriots 12)

NEW ORLEANS SAINTS

1970—Den 31, At NO 6
1974—At Den 33, NO 17
1979—At Den 10, NO 3
1985—At Den 34, NO 23
(Broncos 4, Saints 0)

NEW YORK GIANTS

1972—At NY 29, Den 17
1976—At Den 14, NY 13
1980—Den 14, At NY 9
1986—At NY 19, Den 16
(Broncos 2, Giants 2)

NEW YORK JETS

(New York Titans 1960-62)

1960—At NY 28, Den 24
1960—NY 30, At Den 27
1961—At NY 35, Den 28
1961—At Den 27, NY 10
1962—Den 32, At NY 10
1962—NY 46, At Den 45
1963—Den 35, NY 35
1963—NY 14, At Den 9
1964—At NY 30, Den 6
1964—At Den 20, NY 16
1965—At Den 16, NY 13
1965—At NY 45, Den 10
1966—NY 16, At Den 7
1967—NY 38, At Den 24
1967—Den 33, At NY 24
1968—Den 21, At NY 13
1969—At Den 21, NY 19
1973—Den 40, At NY 28
1976—At Den 46, NY 3
1978—NY 31, At Den 28
1980—At Den 31, NY 24
1986—At NY 22, Den 10
(Broncos 10, Jets 11, 1 tie)

PHILADELPHIA EAGLES

1971—At Phi 17, Den 16
1975—At Den 25, Phi 10
1980—At Phi 27, Den 6
1983—Phi 13, At Den 10
1986—Den 33, At Phil 7
(Broncos 2, Eagles 3)

PITTSBURGH STEELERS

1970—At Den 16, Pit 13
1971—Den 22, At Pit 10
1973—Den 23, At Pit 13
1974—At Den 35, Pit 35 (OT)
1975—At Pit 20, Den 9
1977—At Den 21, Pit 7
1978—Pit 21, At Den 17
1979—At Pit 42, Den 7
1983—Den 14, At Pit 10
1985—Den 31, At Pit 23
1986—Den 21, At Pit 10
(Broncos 7, Steelers 3, 1 tie)

ST. LOUIS CARDINALS

1973—Den 17, At SL 17
1977—At Den 7, SL 0
(Broncos 1, Cardinals 0, 1 tie)

SAN DIEGO CHARGERS

(Los Angeles Chargers 1960)

1960—LA 23, At Den 19
1960—At LA 41, Den 33
1961—At SD 37, Den 0
1961—SD 19, At Den 16
1962—At Den 30, SD 21
1962—Den 23, At SD 20
1963—At Den 50, SD 34
1963—At SD 58, Den 20
1964—At SD 42, Den 14
1964—SD 31, At Den 20
1965—At SD 34, Den 31

SERIES RECORDS (Continued)

1965—SD 35, At Den 21
 1966—At SD 24, Den 17
 1966—At Den 20, SD 17
 1967—SD 38, At Den 21
 1967—At SD 24, Den 20
 1968—At SD 55, Den 24
 1968—SD 47, At Den 23
 1969—At Den 13, SD 0
 1969—At SD 45, Den 24
 1970—At SD 24, Den 21
 1970—At Den 17, SD 17
 1971—At Den 20, SD 16
 1971—At SD 45, Den 17
 1972—At SD 37, Den 14
 1972—At Den 38, SD 13
 1973—At Den 30, SD 19
 1973—Den 42, At SD 28
 1974—At Den 27, SD 7
 1974—At SD 17, Den 0
 1975—Den 27, At SD 17
 1975—At Den 13, SD 10 (OT)
 1976—At Den 26, SD 0
 1976—Den 17, At SD 0
 1977—Den 14, At SD 10
 1977—At Den 17, SD 9
 1978—At Den 27, SD 14
 1978—At SD 23, Den 0
 1979—At Den 7, SD 0
 1979—At SD 17, Den 7
 1980—SD 30, At Den 13
 1980—Den 20, At SD 13
 1981—At Den 42, SD 24
 1981—At SD 34, Den 17
 1982—SD 23, At Den 3
 1982—At SD 30, Den 20
 1983—At Den 14, SD 6
 1983—At SD 31, Den 7
 1984—At Den 16, SD 13
 1984—Den 16, At SD 13
 1985—At SD 30, Den 10
 1985—At Den 30, SD 24 (OT)
 1986—Den 31, At SD 14

1986—SD 9, At Den 3
 (Broncos 25, Chargers 28, 1 tie)

SAN FRANCISCO 49ERS

1970—At SF 19, Den 14
 1973—SF 36, At Den 34
 1979—Den 38, At SF 28
 1982—At Den 24, SF 21
 1985—At Den 17, SF 16
 (Broncos 3, 49ers 2)

SEATTLE SEAHAWKS

1977—Den 24, At Sea 13
 1978—At Den 28, Sea 7
 1978—Den 20, At Sea 17 (OT)
 1979—At Den 37, Sea 34
 1979—At Sea 28, Den 23
 1980—At Den 36, Sea 20
 1980—Den 25, At Sea 17
 1981—At Sea 13, Den 10
 1981—At Den 23, Sea 13
 1982—Sea 17, At Den 10
 1982—At Sea 13, Den 11
 1983—At Sea 27, Den 19
 1983—At Den 38, Sea 27
 1984—Sea 27, At Den 24
 1984—Den 31, At Sea 14
 1985—At Den 13, Sea 10 (OT)
 1985—Den 27, At Sea 24
 1986—At Den 20, Sea 13
 1986—At Sea 41, Den 16
 (Broncos 12, Seahawks 7)

TAMPA BAY BUCCANEERS

1976—At Den 48, TB 13
 1981—Den 24, At TB 7
 (Broncos 2, Buccaneers 0)

WASHINGTON REDSKINS

1970—Was 19, At Den 3
 1974—At Was 30, Den 3
 1980—At Den 20, Was 17
 1986—At Den 31, Was 30
 (Broncos 2, Redskins 2)

Over the past 10 NFL seasons (1977-86), the Denver Broncos have:

- won the AFC Championship and played in the Super Bowl twice ('77 and '86).
- won the AFC West title four times ('77, '78, '84, '86), more than any other team in the division.
- made the playoffs six times ('77, '78, '79, '83, '84, '86) and barely missed out on postseason play twice despite records of 10-6-0 ('81) and 11-5-0 ('85).
- been one of only three teams to post seven 10-win seasons, along with Dallas and Miami.
- posted the fourth best record in the NFL (96-55-0) along with Washington.
- posted the third best winning percentage at home (.750, 57-19).
- tied for the fifth best winning percentage on the road (.520, 39-36) along with the LA Rams.
- been the second winningest team in the NFL's most successful division, the AFC West.

THE NFL 1977-86	W	L	T	Pct.
Miami	103	47	1	.685
Dallas	103	48	0	.682
Los Angeles Raiders	98	53	0	.649
DENVER	96	55	0	.636
Washington	96	55	0	.636
Los Angeles Rams	90	61	0	.596
Pittsburgh	90	61	0	.596
Chicago	89	62	0	.589
New England	85	66	0	.563
San Diego	80	71	0	.530

DENVER BRONCOS MONDAY NIGHT GAMES

Overall record: 7-9-1
 (Home team in caps)

NEW YORK JETS 22, Denver 10, Oct. 20, 1986
 Denver 21, PITTSBURGH, Sept. 15, 1986
 DENVER 17, San Francisco 16, Nov. 11, 1985
 DENVER 17, Green Bay 14, Oct. 15, 1984
 DENVER 19, Minnesota 17, Nov. 2, 1981
 OAKLAND 9, Denver 3, Dec. 1, 1980
 DENVER 20, Washington 17, Oct. 13, 1980
 NEW ENGLAND 23, Denver 14, Sept. 29, 1980
 SAN DIEGO 17, Denver 7, Dec. 17, 1979
 PITTSBURGH 42, Denver 7, Oct. 22, 1979
 DENVER 16, Chicago 7, Oct. 16, 1978
 MINNESOTA 12, Denver 9 OT, Sept. 11, 1978
 OAKLAND 17, Denver 10, Dec. 8, 1975
 DENVER 23, Green Bay 13, Sept. 29, 1975
 Kansas City 42, DENVER 34, Nov. 18, 1974
 WASHINGTON 30, Denver 3, Sept. 30, 1974
 DENVER 23, Oakland 23, Oct. 22, 1973

DENVER BRONCOS THURSDAY-SUNDAY NIGHT GAMES

Overall record: 3-1-0
 (Home team in caps)

Denver 27, SEATTLE 24, Fri., Dec. 20, 1985
 Denver 24, CLEVELAND 14, Sun., Sept. 16, 1984
 Los Angeles Rams 13, DENVER 9, Thurs., Sept. 6, 1979
 Denver 21, OAKLAND 6, Sun., Dec. 3, 1978

DENVER BRONCOS OVERTIME GAMES

Overall record: 9-3-1
 (Home team in caps)

Denver 23, CLEVELAND 20, Jan. 11, 1987 (AFC Championship)
 Los Angeles Raiders 17, DENVER 14, Dec. 8, 1985
 LOS ANGELES RAIDERS 31, Denver 28, Nov. 24, 1985
 DENVER 30, San Diego 24, Nov. 17, 1985
 DENVER 13, Seattle 10, Oct. 20, 1985
 Denver 22, LOS ANGELES RAIDERS 19, Oct. 28, 1984
 DENVER 23, Cleveland 20, Nov. 8, 1981
 Denver 20, ATLANTA 17, Sept. 16, 1979
 Denver 20, SEATTLE 17, Oct. 29, 1978
 Denver 23, KANSAS CITY 17, Sept. 24, 1978
 MINNESOTA 12, Denver 9, Sept. 11, 1978
 DENVER 13, San Diego 10, Nov. 30, 1975
 DENVER 35, Pittsburgh 35, Sept. 22, 1974

PLAYOFF HISTORY

1984 WILD CARD PLAYOFF GAME

PITTSBURGH 24, DENVER 17

DENVER, CO., Dec. 30—Denver had two possessions in the final two minutes of the game but failed to score as Pittsburgh advanced to the Conference Championship game. Denver's opportunistic defense recovered two Steeler fumbles in the first quarter. The first one resulted in a Rich Karlis field goal attempt, but it sailed wide right. Pittsburgh fumbled on the next play, and the Broncos recovered again. That turnover led to a seven-yard touchdown pass from John Elway to Jim Wright. Pittsburgh scored on a 28-yard field goal on the first play of the second period, and just before intermission, the Steelers took the lead on Frank Pollard's one-yard TD plunge. Denver tied the game early in the third quarter on a 21-yard Karlis field goal. The Broncos regained the lead on their next possession, scoring on a 20-yard pass from Elway to Steve Watson. For the game, Watson gained 177 yards on 11 receptions. The Steelers mounted a scoring drive of their own, tying the game at 17-17 on a Mark Malone to Louis Lipps pass late in the quarter. Later, Pittsburgh's Eric Williams intercepted an Elway pass and returned it to the Denver two-yard line with only 2:45 left in the game. Pollard scored two plays later to give the Steelers the lead 24-17. Denver couldn't move the ball on its final two possession as time ran out.

Pittsburgh	0	10	7	7	—	24
Denver	7	0	10	0	—	17

	Pitt	Den
Den—J. Wright 9 pass from Elway (Karlis kick) (5-22)	25	15
Pitt—Anderson 28 FG (12-62)	40-169	22-51
Pitt—Pollard 1 run (Anderson kick) (8-78)	212	199
Den—Karlis 21 FG (4-0)	4-37	2-12
Den—Watson 20 pass from Elway (Karlis kick) (6-46)	43	17
Pitt—Lipps 10 pass from Malone (Anderson kick) (7-66)	17-28-0	20-39-2
Pitt—Pollard 2 run (Anderson kick) (3-2)	3-28-3	4-42-3
Attendance—74,982	Fumbles-lost	3-2 2-0
	Penalties-yards	4-30 1-5
	Time of Possession	32:52 27:08

INDIVIDUAL STATISTICS

Pittsburgh

RUSHING—Pollard 16-99, Abercrombie 17-75, Malone 5-(-6), Lipps 1-0, Veals 1-1. **PASSING**—Malone 17-28-0, 224 yards. **RECEIVING**—Abercrombie 3-18, Pollard 4-48, Lipps 5-86, Stallworth 3-38, Cunningham 1-19, Thompson 1-15.

Denver

RUSHING—Elway 4-16, Winder 15-37, Watson 1-(-3), Willhite 1-1, Parros 1-0. **PASSING**—Elway 19-37-2, 184 yards, Willhite 1-1-0, 52 yards. **RECEIVING**—Winder 4-22, Watson 11-177, J. Wright 2-16, Willhite 2-12, Alexander 1-9.

1983 WILD CARD PLAYOFF GAME

SEATTLE 31, DENVER 7

SEATTLE, Wash., Dec. 24—Seattle broke open a close contest with two second-half Dave Krieg touchdown passes as the Seahawks beat Denver 31-7 in the AFC Wild Card playoff game. Seattle scored on its first possession of the day with a 17-yard pass from Krieg to Steve Largent. Later in the first quarter, Denver mounted a nine-play, 76-yard drive, scoring on a 13-yard pass from Steve DeBerg to Jesse Myles. Seattle cornerback Kerry Justin intercepted a DeBerg pass on Denver's next drive and the Seahawks drove to the Denver 20-yard line, with Norm Johnson converting a 37-yard field goal. Denver then drove down to the Seattle four-yard line, but Gerald Willhite fumbled and Seattle recovered, and then ran the remaining time off the clock. The second half belonged to the Seahawks as Krieg passed for two touchdowns and running back David Hughes ran for another, making the final score. 31-7.

Denver	7	0	0	0	—	7
Seattle	7	3	7	14	—	31

Sea—Largent 17 pass from Krieg. (Johnson kick)
Den—Myles 13 pass from DeBerg. (Karlis kick)
Sea—Metzelaars 5 pass from Krieg. (Johnson kick)
Sea—Johns 18 pass from Krieg. (Johnson kick)
Sea—Hughes 2 run. (Johnson kick)
Attendance—60,752

Team Statistics	Den	Sea
First downs	21	17
Total net yards	360	324
Net yards rushing	125	145
Net yards passing	235	179
Total plays	69	53
Passes	24-34-2	12-13-0
Return yards	128	146
Penalty yards	35	34

INDIVIDUAL STATISTICS

Denver

RUSHING—Winder 16-59, Poole 7-25, Elway 3-16, Willhite 5-16, Sampson 1-8, Watson 1-1. **RECEIVING**—Myles 7-73, Watson 4-51, Poole 4-17, Sampson 3-52, Winder 2-13, Thomas 1-19, Egloff 1-16, Wilson 1-12, Willhite 1-1. **PASSING**—DeBerg 14-19-1, 131 yards. Elway 10-15-1, 123 yards.

Seattle

RUSHING—Warner 23-99, Hughes 3-16, Bryant 5-15, Krieg 3-9, Dixon 3-4, Zorn 1-2. **PASSING**—Krieg 12-13-0, 200 yards. **RECEIVING**—Largent 4-76, Warner 3-22, Johns 2-59, Young 2-38, Metzelaars 1-5.

1979 WILD CARD PLAYOFF GAME

HOUSTON 13, DENVER 7

HOUSTON, Tex., Dec. 23—Toni Fritsch kicked two field goals to provide the margin of victory as the Houston Oilers played strong second half defense and defeated the Broncos, 13-7, earning the Oilers advancement in the American Football Conference playoffs.

Fritsch opened the scoring with a 31-yard first period field goal, but Denver came back to take a 7-3 lead on a seven-yard pass from Craig Morton to running back Dave Preston, an 80-yard drive that took the Broncos 13 plays.

Houston went ahead to stay on a three-yard burst by Earl Campbell at 14:14 of the second period. However, Campbell was injured on the play and did not return to action in the second half. Oiler quarterback Dan Pastorini and wide receiver Ken Burrough also left the contest due to injuries, both early in the second half, putting a severe crimp in the Houston attack. But the Broncos were able to move the ball for only 216 yards total offense, and the tenacious Houston defense sacked Morton six times for 40 yards in losses as the Oilers held on to win.

Linebacker Bob Swenson intercepted a Gifford Nielsen pass at the Oiler 26-yard line midway through the fourth period, but two sacks of Morton led to a 50-yard field goal attempt by Fred Steinfort. Steinfort's kick hit the upright, and the Oilers later drove for a second field goal by Fritsch, this one of 20 yards, providing the final victory margin.

Denver drove to the Houston 27 at the two minute mark, but the Oiler defense again rose to the occasion to stifle the threat and secure the win, eliminating the Broncos from the playoffs.

Denver	7	0	0	0	—	7
Houston	3	7	0	3	—	13

Team Statistics	Den	Hou
First downs	17	15
Total net yards	216	282
Net yards rushing	112	135
Net yards passing	104	147
Total plays	65	65
Passes	14-27-1	10-22-2
Return yards	37	57
Penalty yardage	70	19

INDIVIDUAL STATISTICS

Denver

RUSHING—Armstrong 12-51, Preston 9-24, Jensen 4-5, Canada 4-29, Upchurch 1-3, Morton 2-0. **PASSING**—Morton 14-27-1, 144 yards. **RECEIVING**—Armstrong 2-22, Egloff 1-17, Preston 4-40, Moses 3-47, Jensen 1-11, Canada 1-4, Odums 2-3.

Houston

RUSHING—Campbell 16-50, T. Wilson 8-21, Coleman 2-5, Carpenter 16-59. **PASSING**—Pastorini 8-18-1, 149 yards; Nielsen 2-4-1, 9 yards. **RECEIVING**—Coleman 1-41, Carpenter 3-26, Barber 1-31, T. Wilson 4-53, Campbell 1-7.

1978 DIVISIONAL PLAYOFF GAME

PITTSBURGH 33, DENVER 10

PITTSBURGH, Pa., Dec. 30—Two fourth quarter touchdown passes by Pittsburgh quarterback Terry Bradshaw lifted the Steelers to a 33-10 victory over the Denver Broncos and into the American Football Conference championship game.

Bradshaw's scoring tosses included a 45-yard bomb to John Stallworth and a 38-yarder to Lynn Swann, capping a brilliant performance by the Pittsburgh passer.

The Broncos took the early lead on a 37-yard Jim Turner field goal, but Pittsburgh's Franco Harris ran one and 18 yards for touchdowns and Roy Gerela kicked a 24-yard field goal to give the Steelers a 16-3 advantage. Denver cut the margin to 16-10 on a three-yard Dave Preston TD, but Gerela kicked another field goal to make the halftime margin 19-10. Denver threatened to come closer in the third period, but Turner's 29-yard field goal attempt was blocked, and Bradshaw's passing sealed Denver's fate early in the final stanza. The Steelers rolled to 425 yards total offense, with Bradshaw accounting for 272 through the air, 156 on ten receptions by Stallworth. The eventual World Champion Steelers limited the Broncos' ground game to just 87 yards in earning the right to play the Houston Oilers for the AFC crown the following week.

Denver	3	7	0	0	—	10
Pittsburgh	6	13	0	14	—	33

	Team Statistics	Den	Pit
Den—Turner 37 FG	First downs	15	24
Pit—Harris 1 run (kick failed)	Total net yards	218	425
Pit—Harris 18 run (Gerela kick)	Net yards rushing	87	153
Pit—Gerela 24 FG	Net yards passing	131	272
Den—Preston 3 run (Turner kick)	Total plays	55	69
Pit—Gerela 27 FG	Passes	12-22-0	16-29-1
Pit—Stallworth 45 pass from Bradshaw	Return yards	110	93
(Gerela kick)	Penalty yardage	104	88
Pit—Swann 38 pass from Bradshaw			
(Gerela kick)			
Attendance—48,921			

INDIVIDUAL STATISTICS

Denver

RUSHING—Keyworth 6-12, Lytle 5-6, Canada 1-3, Perrin 6-6, Preston 4-14, Weese 4-43, Armstrong 1-3. **PASSING**—Morton 3-5-0, 34 yards; Weese 8-16-0, 118 yards; Dilts 1-1-0, 16 yards. **RECEIVING**—Moses 2-33, Dolbin 4-77, Lytle 1-(-1), Perrin 2-16, Odoms 1-24, Preston 2-19.

Pittsburgh

RUSHING—Harris 24-105, Bleier 8-26, Bradshaw 2-4, Thornton 2-4, Moser 2-6, J. Smith 1-4, Deloplaine 1-4. **PASSING**—Bradshaw 16-29-1, 272 yards. **RECEIVING**—Stallworth 10-156, Grossman 4-64, Swann 2-52.

1978 SUPER BOWL XII

DALLAS 27, DENVER 10

NEW ORLEANS, La., Jan. 15—The Dallas Cowboys evened their Super Bowl record at 2-2 by defeating the Denver Broncos 27-10 before a sellout crowd of 76,400, plus 90 million television viewers, the largest audience ever to watch a sporting event. Dallas converted two pass interceptions by safety Randy Hughes and cornerback Aaron Kyle into 10 points and Efen Herrera added a 35-yard field goal to give the Cowboys at 13-0 halftime advantage. The Denver offense had trouble getting untracked against the hard-hitting Cowboy defense. The Broncos lost three fumbles and were intercepted twice on their last five possessions of the first half. The Broncos came back momentarily at the outset of the third period. Craig Morton engineered a drive to the Cowboys 30-yard line from where Jim Turner booted a 47-yard field goal to make the score 13-3. After an exchange of punts, Dallas wide receiver Butch Johnson made a spectacular diving catch in the end zone to complete a 45-yard pass from Roger Staubach to put the Cowboys ahead 20-3. However, the momentum swung back to the Broncos as Rick Upchurch returned the kickoff 67 yards to the Dallas 26. On the second play of the series, Norris Weese relieved Craig Morton at quarterback. Morton, who was intercepted only eight times during the regular season, had thrown a Super Bowl record four interceptions. Weese guided the Broncos to a touchdown — a one-yarder by Ron Lytle — to cut the Dallas lead to 20-10 with 5:39 left in the third quarter. Dallas clinched

the victory when running back Robert Newhouse threw a 29-yard touchdown pass to Golden Richards on an option play with 7:04 remaining in the game. It was the first pass thrown by Newhouse since the 1975 regular season. The Cowboys offense amassed 325 yards while the defense limited the Broncos to 156 in a game which saw the Cowboys control the ball 38:34 to Denver's 21:26. Roger Staubach completed 17 of 25 passes for 183 yards while Harvey Martin and Randy White, who were named Co-MVPs, led the Cowboys defense which recovered four fumbles and intercepted four passes.

Dallas	10	3	7	7	—	27
Denver	0	0	10	0	—	10

	Team Statistics	Dal	Den
Dal—Dorsett 3 run (Herrera kick)	First downs	17	11
Dal—FG Herrera 35	Total net yards	325	156
Dal—FG Herrera 43	Net yards rushing	143	121
Den—FG Turner 47	Net yards passing	182	35
Dal—Johnson 45 pass from Staubach	Total plays	71	58
(Herrera kick)	Passes	19-28-0	8-25-4
Den—Lytle 1 run (Turner kick)	Return yards	97	195
Dal—Richards 29 pass from Newhouse	Penalty yardage	94	60
(Herrera kick)			
Attendance—76,400			

INDIVIDUAL STATISTICS

Dallas

RUSHING—Johnson 1-(-9), Dorsett 15-66, Newhouse 14-55, P. Pearson 3-11, Staubach 3-6, White 1-13, Laidlaw 1-1. **PASSING**—Staubach 17-25-0, 183 yards; White 1-2-0, 5 yards; Newhouse 1-1-0, 29 yards. **RECEIVING**—P. Pearson 5-37, Dorsett 2-11, DuPree 4-66, Newhouse 3-(-1), Johnson 2-53, Richards 2-38, D. Pearson 1-13.

Denver

RUSHING—Keyworth 5-9, Armstrong 7-27, Lytle 10-35, Perrin 3-8, Jensen 1-16, Weese 3-26. **PASSING**—Morton 4-15-4, 39 yards; Weese 4-10-0, 22 yards. **RECEIVING**—Moses 1-21, Perrin 1-(-7), Dolbin 2-24, Odoms 2-9, Jensen 1-5, Upchurch 1-9.

1978 AFC CHAMPIONSHIP

DENVER 20, OAKLAND 17

DENVER, Colo., Jan. 1—Denver quarterback Craig Morton threw two touchdown passes to Haven Moses as the Broncos defeated the defending NFL Champion Oakland Raiders 20-17 and moved into their first Super Bowl. Morton, who was drafted and spent nine-and-a-half years with the Cowboys, would face his former Dallas teammates after completing 10 of 20 passes for 224 yards. It would be the second meeting in five weeks for these two teams — Dallas won 14-6 in the regular season finale as Morton played only the opening series due to a bruised hip. On a sunny, 18-degree day before 74,982 Denver partisans, the Raiders scored on their initial possession as Errol Mann kicked a 20-yard field goal to climax an 18-play drive. Morton hit Moses on their first scoring hookup two plays later on a 74-yard touchdown bomb, and the Broncos were on top to stay. Denver took advantage of two Oakland turnovers in the second half to win its second game in three meetings with the Raiders during the 1977 season. Defensive end Brison Manor recovered running back Clarence Davis' fumble at the Oakland 17 and running back Jon Keyworth scored from the 1-yard line to increase the margin to 14-3 in the third quarter. Oakland quarterback Ken Stabler hit tight end Dave Casper on the first of two scoring passes to narrow the lead to 14-10 with 39 seconds elapsed in the final period. But on Oakland's next possession, linebacker Bob Swenson intercepted a Stabler pass and ran to the Raiders' 14. Morton then threw 12 yards to Moses for the Broncos' final touchdown. Oakland finished the scoring on the next series as Stabler threw 17 yards to Casper for the game's last touchdown. Denver controlled the ball for the final 3:08 and gave Red Miller the AFC title in his first year as a head coach. Moses, a 10-year veteran, had five receptions for 168 yards. The Denver defense, which was No. 1 against the rush in the NFL during the regular season, held the Raiders to 94 yards on the ground.

Oakland	3	0	0	14	—	17
Denver	7	0	7	6	—	20

Oak—FG Mann 20
 Den—Moses 74 pass from Morton
 (Turner kick)
 Den—Keyworth 1 run (Turner kick)
 Oak—Casper 7 pass from Stabler (Mann kick)
 Den—Moses 12 pass from Morton
 (pass failed)
 Oak—Casper 17 pass from Stabler
 (Mann kick)
 Attendance—74,982

INDIVIDUAL STATISTICS

Oakland

RUSHING—Davis 9-1, van Eeghen 20-71, Banaszak 7-22. **PASSING**—Stabler 17-35-1. **RECEIVING**—van Eeghen 2-8, Biletnikoff 4-38, Branch 3-59, Casper 5-71, Siani 1-12, Banaszak 1-2, Bradshaw 1-25.

Denver

RUSHING—Keyworth 8-19, Lytle 7-26, Perrin 11-42, Armstrong 7-16, Morton 2-(-4), Jensen 1-2, Moses 1-(-10). **PASSING**—Morton 10-20-1, 224 yards. **RECEIVING**—Moses 5-168, Perrin 2-20, Odoms 1-13, Keyworth 1-3, Jensen 1-20.

1977 DIVISIONAL PLAYOFF GAME

DENVER 34, PITTSBURGH 21

DENVER, Colo., Dec. 24—After ties at 7, 14, and 21, veteran Jim Turner kicked a 44-yard field goal to put Denver ahead to stay as the Broncos—in their first playoff game ever—beat the perennial AFC Central Champion Steelers. Leading 24-21, the Broncos capped their victory with two fourth-quarter interceptions by linebacker Tom Jackson, the last of which set up Craig Morton's 34-yard game-clinching touchdown pass to Jack Dolbin. Denver capitalized on a blocked punt and a fumble recovery for two scores in the first half, which ended 14-14. Morton and Steeler quarterback Terry Bradshaw traded touchdown passes in the second half before Turner's kick, Jackson's interceptions, and Morton's arm kept Pittsburgh from the AFC title game for the first time in four years. The Denver victory set up a third game between the AFC Western Champion Broncos and the AFC Wild Card Raiders, who split two regular season games.

Pittsburgh	0	14	0	7	—	21
Denver	7	7	7	13	—	34

Team Statistics

First downs	Pit	Den
Total net yards	304	258
Net yards rushing	127	103
Net yard passing	177	155
Total plays	76	61
Passes	19-37-3	11-23-0
Return yards	135	161
Penalty yardage	67	20

Den—Lytle 7 run (Turner kick)
 Pit—Bradshaw 1 run (Gerela kick)
 Den—Armstrong 10 run (Turner kick)
 Pit—Harris 1 run (Gerela kick)
 Den—Odoms 30 pass from Morton
 (Turner kick)
 Pit—Brown 1 pass from Bradshaw
 (Gerela kick)
 Den—FG Turner 44
 Den—FG Turner 25
 Den—Dolbin 34 pass from Morton (Turner kick)
 Attendance—75,011

INDIVIDUAL STATISTICS

Pittsburgh

RUSHING—Harris 28-92, Bleier 7-14, Bradshaw 4-21. **PASSING**—Bradshaw 19-37-3, 177 yards. **RECEIVING**—Harris 4-20, Cunningham 3-42, Swann 1-6, Stallworth 4-80, Bleier 2-10, Brown 1-1, Maxson 3-11, Grossman 1-7.

Denver

RUSHING—Lytle 12-26, Keyworth 5-20, Jensen 4-13, Armstrong 11-44, Morton 5-0. **PASSING**—Morton 11-23-0, 164 yards. **RECEIVING**—Jensen 2-33, Odoms 5-43, Moses 2-45, Armstrong 1-9, Dolbin 1-34.

BRONCOS COACHING HISTORY

BRONCO COACHING RECORDS

Season	Coach	Record
1960	Frank Filchok	4-9-1
1961	Frank Filchok	3-11-0
	Filchok's totals	7-20-1 .268
1962	Jack Faulkner	7-7-0
1963	Jack Faulkner	2-11-1
1964	Jack Faulkner	0-4-0
	Faulkner's totals	9-22-1 .297
1964	Mac Speedie	2-7-1
1965	Mac Speedie	4-10-0
1966	Mac Speedie	0-2-0
	Speedie's totals	6-19-1 .250
1966	Ray Malavasi	4-8-0
	Malavasi's totals	4-8-0 .333
1967	Lou Saban	3-11-0
1968	Lou Saban	5-9-0
1969	Lou Saban	5-8-1
1970	Lou Saban	5-8-1
1971	Lou Saban	2-6-1
	Saban's totals	20-42-3 .331
1971	Jerry Smith	2-3-0
	Smith's totals	2-3-0 .400
1972	John Ralston	5-9-0
1973	John Ralston	7-5-2
1974	John Ralston	7-6-1
1975	John Ralston	6-8-0
1976	John Ralston	9-5-0
	Ralston's totals	34-33-3 .507
1977	Red Miller	12-2-0
	Playoffs	2-1-0
1978	Red Miller	10-6-0
	Playoffs	0-1-0
1979	Red Miller	10-6-0
	Playoffs	0-1-0
1980	Red Miller	8-8-0
	Miller's totals	40-22-0 .645
		42-25-0 .627
1981	Dan Reeves	10-6-0
1982	Dan Reeves	2-7-0
1983	Dan Reeves	9-7-0
	Playoffs	0-1
1984	Dan Reeves	13-3-0
	Playoffs	0-1
1985	Dan Reeves	11-5-0
1986	Dan Reeves	11-5-0
	Playoffs	2-1-0
	Reeves' totals	56-33-0 .629
		58-34-0 .630

ASSISTANT COACH ROSTER

Marvin Bass 1982-1986; Marv Braden 1977-1980; Ken Carpenter 1961; Jim Cason 1960; Max Coley 1972-1976; Joe Collier 1969-1986; Dick Coury 1972-1973; Kay Dalton 1974-1976, 1986; George Dickson 1964-1965; Dale Dodrill 1960-1963, 1966; Whitey Dovell 1967-1971, 1979-1980; Rod Dowhower 1980-1982; Hunter Enis 1967-1971; Jerry Frei 1972-1975, 1981-1982; Chan Gailey 1985-1986; Bob Gambold 1972-1977; Alex Gibbs 1984-1986; Mike Giddings 1976; Gary Glick 1962; I.J. Gorman, 1983-1984; Ken Gray 1977-1978; Bob Griffin 1966; John Hadl, 1983; Ed Hughes 1963; Charley Johnson 1976; Reed Johnson 1981; Stan Jones 1967-1971, 1976-1986; Charlie Lee 1981; Dick MacPherson 1967-1970; Ray Malavasi 1964-1966; Jim Martin 1962; Marv Matusak 1966; Richie McCabe 1978-1982; Bus Mertes 1965-1966; Al Miller 1985-1986; Bob Miller 1963-1965; Myrel Moore 1972-1977, 1982-1986; Nick Nicolau 1981-1986; Babe Parilli 1977-1979; Fran Polsfoot 1977-1984; Dan Radakovich, 1983; Paul Roach 1977-1980; Sam Rutigliano 1967-1970; Mike Shanahan 1984-1986; Jerry Smith 1971; Mac Speedie 1962-1964; Doc Urich 1972-1976, 1984-1985; Doak Walker, 1966; Charlie West, 1983-1986; Bob Zeman 1978-1982.

ATTENDANCE MARKS

BRONCOS LARGEST CROWDS At Home—Mile High Stadium

76,105	vs. New England (Playoffs)	Jan. 4, 1987
76,089	vs. Seattle	Oct. 26, 1986
76,082	vs. Dallas	Oct. 5, 1986
75,905	vs. Washington	Dec. 13, 1986
75,804	vs. New England	Sept. 28, 1986
75,745	vs. Kansas City	Nov. 16, 1986
75,695	vs. Los Angeles Raiders	Sept. 7, 1986
75,042	vs. Los Angeles Raiders	Dec. 8, 1985
75,012	vs. San Diego	Nov. 9, 1986
75,011	vs. Pittsburgh (Playoffs)	Dec. 24, 1977
75,008	vs. Chicago	Oct. 16, 1978
75,007	vs. Oakland	Oct. 30, 1977
75,002	vs. St. Louis	Sept. 18, 1977
74,997	vs. San Diego	Oct. 7, 1979
74,989	vs. Seattle	Oct. 1, 1978

On the Road

101,063	at Pasadena (Super Bowl XXI)	Jan. 25, 1987
91,020	at Los Angeles Raiders	Oct. 28, 1984
90,153	at Los Angeles Raiders	Nov. 2, 1986
81,065	at Cleveland	Oct. 5, 1980
79,915	at Cleveland (Playoffs)	Jan. 11, 1987
79,864	at Buffalo	Oct. 5, 1975
77,757	at Buffalo	Oct. 25, 1981
76,400	at New Orleans (Super Bowl XII)	Jan. 15, 1978
75,674	at Cleveland	Oct. 24, 1971
75,116	at New York Giants	Nov. 23, 1986
74,672	at Kansas City	Oct. 18, 1981
74,292	at Kansas City	Oct. 14, 1979
73,759	at New York Jets	Oct. 20, 1986
71,785	at Detroit	Nov. 23, 1978
71,414	at Kansas City	Oct. 7, 1973

ATTENDANCE BY SEASON

Year	Home	Road	Total
1960	91,333	115,994	207,327
1961	74,508	122,315	196,823
1962	178,485	146,442	324,927
1963	132,218	165,995	298,213
1964	118,259	166,744	285,003
1965	219,786	215,992	435,778
1966	192,198	203,799	395,997
1967	231,801	247,696	479,497
1968	281,374	278,008	559,382
1969	326,851	276,755	603,606
1970	355,739	330,184	685,923
1971	358,400	377,642	736,042
1972	361,414	412,073	773,487
1973	356,327	351,334	707,661
1974	347,322	354,367	701,689
1975	342,375	347,944	690,319
1976	436,468	349,126	785,594
1977	524,595	370,917	895,512
1978	598,085	470,756	1,068,841
1979	597,521	427,040	1,024,561
1980	593,084	473,680	1,066,764
1981	*598,224	475,360	*1,073,584
1982	369,555	183,046	552,601
1983	592,493	385,022	977,515
1984	585,233	450,442	1,035,675
1985	589,500	452,847	1,042,347
1986	589,037	*531,256	*1,120,293
Totals	10,042,185	8,682,776	18,724,961

*Bronco records

ATTENDANCE (Continued) SEASON TICKET SALES

1960—	2,675	*1974—	49,000
1961—	5,775	*1975—	49,000
1962—	5,042	*1976—	62,215
1963—	7,624	*1977—	73,089
1964—	8,002	*1978—	73,092
1965—	22,905	*1979—	73,313
1966—	18,898	*1980—	73,298
1967—	24,650	*1981—	73,380
1968—	27,348	*1982—	73,380
1969—	31,936	*1983—	73,377
1970—	43,580	*1984—	73,347
*1971—	47,500	*1985—	73,309
*1972—	48,000	*1986—	73,348
*1973—	48,000		

*Season tickets sold out. Since and including the 1970 season, every Bronco game at Mile High Stadium has been a sellout, giving the Broncos 125 consecutive sellouts in the regular season through the final game of the 1986 season.

BRONCOS STATISTICAL HISTORY

OFFENSE YEAR-BY-YEAR

	Total Plays	First Downs	Rush Yards	Pass Yards	Total Yards	Total Points
1960	958	248	1195	3247	4442	309
1961	934	219	1091	2720	3811	251
1962	885	270	1298	3404	4702	353
1963	832	230	1508	2487	3995	301
1964	905	211	1311	2021	3332	240
1965	959	255	1829	2640	4469	303
1966	816	171	1173	1995	3168	196
1967	852	172	1265	1682	2947	256
1968	897	217	1614	2357	3971	255
1969	841	243	1637	2524	4161	297
1970	883	217	1802	2025	3827	253
1971	891	217	2093	2065	4158	203
1972	831	237	1838	2634	4472	325
1973	893	253	1954	2519	4473	354
1974	861	258	2157	2328	4485	302
1975	964	268	1993	2541	4534	254
1976	901	239	1932	2204	4136	315
1977	887	223	2043	1863	3906	274
1978	1039	294	2451	2378	4829	289
1979	1044	306	2040	3102	5142	282
1980	992	286	1865	2777	4642	289
1981	1062	306	1895	3531	5426	310
1982	592	170	1018	1819	2837	148
1983	1025	292	1784	3027	4811	302
1984	1018	298	2076	2859	4935	353
1985	1152	339	1851	3645	5496	380
1986	1042	319	1678	3538	5216	378

DEFENSE YEAR-BY-YEAR

	Total Plays	First Downs	Rush Yards	Pass Yards	Total Yards	Total Points
1960	927	254	2145	2987	5132	393
1961	899	233	1633	2785	4418	432
1962	862	234	1868	2670	4538	332
1963	828	254	1687	3394	5081	473
1964	902	270	2064	2906	4970	438
1965	850	244	1337	2960	4297	392
1966	871	251	2029	2515	4544	381
1967	921	276	2076	3125	5201	409
1968	916	251	1861	3163	5024	404
1969	918	278	1709	2932	4641	344
1970	838	199	1351	2354	3705	264
1971	825	206	1834	1985	3819	275
1972	876	251	1668	2183	3851	350
1973	872	239	1795	2440	4235	296
1974	945	265	1808	2583	4391	294
1975	901	247	1974	2032	4006	307
1976	903	222	1709	2026	3735	206
1977	941	217	1530	2244	3774	148
1978	1016	251	1979	2469	4448	198
1979	1033	273	1693	3159	4852	262
1980	1043	303	2117	3125	5242	323
1981	999	268	1992	2868	4860	289

DEFENSE YEAR-BY-YEAR (Continued)

	Total Plays	First Downs	Rush Yards	Pass Yards	Total Yards	Total Points
1982	616	176	935	2234	3169	226
1983	1099	321	1938	3673	5611	327
1984	1123	308	1664	4023	5687	241
1985	1069	290	1973	3206	5179	329
1986	1026	291	1651	3296	4947	327

YEARLY LEADERS

Rushing

Yards	Attempts	Average	TDs
1960 Rolle—501	Rolle—130	Mingo—3.9	Mingo—4
1961 Stone—505	Stone—127	Stone—4.0	Bukaty—5
1962 Stone—360	Stone—94	Stone—3.8	Mingo—4
1963 Joe—649	Joe—154	Joe—4.2	Joe—4
1964 Mitchell—590	Mitchell—177	Joe—3.7	Mitchell—5
1965 Gilchrist—954	Gilchrist—252	Hayes—4.1	Gilchrist—6
1966 Hayes—411	Haynes—129	Hayes—3.9	Haynes—2
1967 Little—381	Little—130	Mitchell—3.8	Choboian—2
1968 Little—584	Little—158	Little—3.7	Hickey—4
1969 Little—729	Little—146	Little—5.0	Hayes—4
1970 Little—901	Little—209	Anderson—4.4	Lynch—4
1971 Little—1133	Little—284	Dawkins—4.4	Little—6
1972 Little—859	Little—216	Anderson—4.4	Crenshaw—5
1973 Little—979	Little—256	Dawkins—4.4	Little—9
1974 Armstrong—1407	Armstrong—263	Armstrong—5.3	Little—12
1975 Keyworth—725	Keyworth—182	Keyworth—4.0	Keyworth—10
1976 Armstrong—1008	Armstrong—247	Armstrong—4.1	Keyworth—3
1977 Armstrong—489	Armstrong—130	Perrin—4.1	Lynch—3
1978 Perrin—455	Armstrong—112	Canada—4.6	Armstrong—5
1979 Armstrong—453	Keyworth—112	Armstrong—4.2	Armstrong—4
1980 Jensen—476	Preston—111	Jensen—4.7	Preston—4
1981 Parros—749	Preston—183	Parros—4.3	Lytle—4
1982 Willhite—347	Parros—77	Willhite—5.0	Willhite—2
1983 Winder—757	Winder—196	Willhite—4.4	Poole—4
1984 Winder—1153	Winder—296	Willhite—4.8	Winder—4
1985 Winder—714	Winder—199	Elway—5.1	Winder—8
1986 Winder—789	Winder—240	Sewell—5.3	Winder—9

Passing

Yards	Attempts	Completions
1960 Tripucka—3038	Tripucka—478	Tripucka—248
1961 Tripucka—1690	Tripucka—344	Tripucka—167
1962 Tripucka—2917	Tripucka—440	Tripucka—240
1963 Slaughter—1689	Slaughter—223	Slaughter—112
1964 Lee—1611	Lee—265	Lee—133
1965 McCormick—1292	McCormick—253	McCormick—103
1966 Choboian—1110	McCormick—193	Choboian—82
1967 Tensi—1915	Tensi—325	Tensi—131
1968 Briscoe—1589	Briscoe—224	Briscoe—93
1969 Tensi—1990	Tensi—286	Tensi—131
1970 Liske—1340	Liske—238	Liske—112
1971 Ramsey—1120	Ramsey—178	Horn—89
1972 Johnson—1783	Johnson—238	Johnson—132
1973 Johnson—2465	Johnson—346	Johnson—184
1974 Johnson—1969	Johnson—244	Johnson—136
1975 Ramsey—1562	Ramsey—233	Ramsey—128
1976 Ramsey—1931	Ramsey—270	Ramsey—128
1977 Morton—1929	Morton—254	Morton—131
1978 Morton—1802	Morton—267	Morton—146
1979 Morton—2626	Morton—370	Morton—204
1980 Morton—2150	Morton—301	Morton—183
1981 Morton—3195	Morton—376	Morton—225
1982 DeBerg—1405	DeBerg—223	DeBerg—131
1983 Elway—1663	Elway—259	Elway—123
1984 Elway—2598	Elway—380	Elway—214
1985 Elway—3891	Elway—605	Elway—327
1986 Elway—3485	Elway—504	Elway—280
Pct.	TD	Int.
1960 Tripucka—519	Tripucka—24	Tripucka—34
1961 Tripucka—486	Tripucka—10	Herring—22
1962 Tripucka—545	Tripucka—17	Tripucka—25
1963 Slaughter—502	Slaughter—12	Slaughter—14
1964 Slaughter—513	Lee—11	Lee—20
1965 Slaughter—510	McCormick—7	McCormick—14
1966 Choboian—503	McCormick—6	McCormick—15
1967 Tensi—403	Tensi—16	Tensi—17
1968 Briscoe—415	Briscoe—14	Briscoe—13
1969 Tensi—458	Tensi—14	Tensi—12
1970 Liske—471	Liske—7	Liske—11
1971 Horn—514	Ramsey—5	Horn—14
1972 Johnson—555	Johnson—14	Johnson—14
1973 Johnson—532	Johnson—20	Johnson—17
1974 Johnson—557	Johnson—13	Johnson—9
1975 Ramsey—549	Ramsey—9	Ramsey—14

YEARLY LEADERS (Continued)

1976 Ramsey—474	Ramsey—11	Ramsey—13
1977 Morton—516	Morton—14	Morton—8
1978 Weese—632	Morton—11	Morton—8
1979 Morton—551	Morton—16	Morton—19
1980 Morton—608	Morton—12	Morton—13
1981 Morton—598	Morton—21	Morton—14
1982 DeBerg—587	DeBerg—7	DeBerg—11
1983 DeBerg—553	DeBerg—9	Elway—14
1984 Kubiak—587	Elway—18	Elway—15
1985 Elway—540	Elway—22	Elway—23
1986 Kubiak—605	Elway—19	Elway—13

Receiving

No.	Yards	Average	TD
1960 Taylor—92	Taylor—1235	Carmichael—19.3	Taylor—12
1961 Taylor—100	Taylor—1176	Frazier—17.0	Frazier—6
1962 Taylor—77	Taylor—908	Scarpitto—19.0	Scarpitto—6
1963 Taylor—78	Taylor—1101	Groman—16.2	Taylor—10
1964 Taylor—76	Taylor—873	Dixon—15.4	Taylor—7
1965 Taylor—85	Taylor—1131	Scarpitto—18.3	Taylor—6
1966 Haynes—46	Denson—725	Denson—20.1	Scarpitto—4
1967 Denson—46	Denson—899	Denson—19.5	Denson—11
1968 Crabtree—46	Crabtree—601	Denson—17.2	Crabtree—5
1969 Denson—53	Denson—809	Embree—16.2	Denson—5
1970 Denson—47	Denson—646	Whalen—14.0	Denson—10
1971 Anderson—37	Simmons—403	Simmons—16.1	Whalen—3
1972 Sherman—38	Sherman—661	Sherman—17.4	Harrison—2
1973 Odums—43	Odums—629	Moses—18.5	Moses—5
1974 Odums—42	Odums—639	Moses—16.4	Moses—8
1975 Keyworth—42	Odums—544	Moses—17.4	Odums—6
1976 Armstrong—39	Moses—498	Moses—19.9	Dolbin—3
1977 Odums—37	Moses—539	Moses—20.0	Odums—3
1978 Odums—54	Odums—829	Moses—20.1	Moses—4
1979 Upchurch—64	Moses—943	Moses—17.5	Odums—6
1980 Jensen—49	Moses—674	Moses—17.7	Upchurch—7
1981 Watson—60	Watson—1244	Watson—20.7	Odums—6
1982 Parros—37	Watson—555	Upchurch—15.7	Watson—13
1983 Watson—59	Watson—1133	Upchurch—13	Upchurch—3
1984 Watson—69	Watson—1170	Watson—19.2	Watson—5
1985 Watson—61	Watson—915	Watson—17.0	Watson—7
1986 Willhite—64	Jackson—738	B. Johnson—20.0	Watson—5
		Jackson—19.4	Winder—5

Interceptions

No.	Ret. Yards
1960 Gonsoulin—11	Gonsoulin—98
1961 Nugent—7	McNamara—85
1962 Gonsoulin—7	Zeman—133
1963 Gonsoulin—6	Gonsoulin—64
1964 Brown—9	Brown—140
1965 Gonsoulin—6	Wilson—118
1966 Brown—3	Brown—37
Sellers—3	Wilson—153
Sellers—7	Jaquess—64
Jaquess—5	Thompson—92
Thompson—3	Martha—99
Martha—6	Thompson—83
Thompson—5	Preece—30
Mitchell—3	Thompson—96
Jones—4	Thompson—105
Jones—5	Thompson—97
Thompson—5	Jackson—136
Gradishar—3	Wright—128
Jackson—7	B. Jackson—128
Thompson—5	Thompson—57
B. Jackson—6	Foley—115
Foley—6	Foley—81
Foley—4	Smith—29
Foley—5	Harden—127
Kyle—3	Mecklenburg—105
Wright—6	Harden—100
Foley—6	Harden—179
Harden—6	
Harden—5	
L. Wright—5	
Harden—6	

Punt Returns

No.	Yards	Average
1960 Carmichael—15	Carmichael—101	Carmichael—6.7
1961 Frazier—18	Frazier—231	Frazier—12.8
1962 Mingo—7	Zeman—59	Zeman—11.8
1963 Mitchell—12	Mitchell—141	Mingo—12.1
1964 Barry—149	Barry—210	Mitchell—12.0
1965 Barry—21	Haynes—119	Barry—10.0
1966 Haynes—10	Little—270	Haynes—11.9
1967 Little—16		Little—16.9

YEARLY LEADERS (Continued)

1968	Little—24	Little—261
1969	Thompson—25	Thompson—288
1970	Thompson—23	Thompson—233
1971	Thompson—29	Thompson—274
1972	Sherman—10	Sherman—89
1973	Thompson—30	Thompson—366
1974	Thompson—26	Thompson—350
1975	Upchurch—27	Upchurch—312
1976	Upchurch—39	Upchurch—536
1977	Upchurch—51	Upchurch—653
1978	Upchurch—36	Upchurch—493
1979	Upchurch—30	Upchurch—304
1980	Upchurch—37	Upchurch—353
1981	Manning—41	Manning—378
1982	Upchurch—15	Upchurch—242
1983	Thomas—33	Thomas—368
1984	Willhite—20	Willhite—200
	Thomas—20	
1985	V. Johnson—30	V. Johnson—260
1986	Willhite—42	Willhite—468

Kickoff Returns

No.	Yards
1960	Carmichael—22
1961	Frazier—18
1962	Frazier—19
1963	Mitchell—37
1964	Barry—47
1965	Haynes—34
1966	Sellers—19
1967	Little—35
1968	Little—26
1969	Williams—23
1970	Anderson—21
1971	Anderson—8
1972	Montgomery—29
1973	Armstrong—20
1974	Armstrong—16
1975	Upchurch—40
1976	Upchurch—22
1977	Upchurch—20
1978	Perrin—12
1979	Pane—18
1980	Brunson—40
1981	Manning—26
1982	Willhite—17
1983	Thomas—24
1984	Lang—19
1985	V. Johnson—30
1986	Bell—23

Scoring

TD	FG
1960	Taylor—12
1961	Frazier—8
	Stone—8
1962	Scarpitto—6
1963	Taylor—10
1964	Taylor—7
1965	Hayes—7
	Gilchrist—7
1966	Scarpitto—5
1967	Denson—11
1968	Crabtree—5
	Little—5
1969	Denson—5
1970	Crenshaw—6
1971	Little—6
1972	Little—13
1973	Little—13
1974	Armstrong—12
1975	*5 players—4
1976	Moses—7
1977	**5 players—4
1978	Odoms—6
1979	Upchurch—7
1980	Odoms—6
1981	Watson—13
1982	Upchurch—5
1983	Watson—5
1984	Watson—7
1985	Winder—8
1986	Winder—14

*Keyworth, Dolbin, Little, Lynch, Odoms.

**Armstrong, Moses, Morton, Perrin, Upchurch.

BRONCOS RECORDS

SERVICE

Years played	14 — Tom Jackson, 1973-86
	13 — Barney Chavous, 1973-85
	13 — Paul Howard, 1973-75, 1977-86
	13 — Bill Thompson, 1968-81
	12 — Rubin Carter, 1975-86
	12 — Riley Odoms, 1972-83
	12 — Louis Wright, 1975-86
Games played (career)	191 — Tom Jackson, 1973-86
	187 — Paul Howard, 1973-75, 1977-86
	182 — Barney Chavous, 1973-85
	179 — Bill Thompson, 1968-81
	166 — Rubin Carter, 1975-86
	166 — Louis Wright, 1975-86
Games started (career)	178 — Bill Thompson, 1968-81
	177 — Barney Chavous, 1973-85
	177 — Tom Jackson, 1973-86
	163 — Louis Wright, 1975-86
	151 — Rubin Carter, 1975-86

TOTAL OFFENSE

Plays	Game	Season	Career
	56—Tripucka at Buffalo 9/15/62	656—Elway, 1985	1,935—Elway, 1983-86
	56—Slaughter at Houston 12/20/64	556—Elway, 1986	1,693—Morton, 1977-82
	55—Elway at NY Giants 11/23/86	515—Tripucka, 1960	1,650—Little, 1967-75
	55—Tripucka vs. Houston 11/6/60		1,283—Tripucka, 1960-63
	55—Liske at Buffalo 9/28/69		
Yards gained	447—Tripucka at Buffalo 9/15/62	4,144—Elway, 1985	12,530—Elway, 1983-86
	445—Johnson vs. Kansas City 11/24/74	3,742—Elway, 1986	12,137—Morton, 1977-82
	432—Elway at Seattle, 12/20/85	3,213—Morton, 1981	7,651—Tripucka, 1960-63
		3,038—Tripucka, 1960	7,255—Johnson, 1972-75
Ave. gain per play	(Min. of 10 plays) 15.70—Morton vs. San Diego 9/27/81	(Min. of 125 plays) 8.37—Morton, 1981	(Min. of 200 plays) 7.30—Johnson, 1972-75
	14.20—Morton vs. Detroit 10/11/81	7.93—Johnson, 1974	7.17—Morton, 1977-82
	13.58—Johnson vs. Kansas City 9/21/75	7.53—Breaux, 1963	7.16—Briscoe, 1968

RUSHING

Yards gained	Game	Season	Career
	183—Armstrong vs. Houston 12/8/74	1,407—Armstrong, 1974	6,323—Little, 1967-75
	166—Little at Cincinnati 10/19/69	1,153—Winder, 1984	4,453—Armstrong, 1973-80
	165—Winder at Houston 10/9/83	1,133—Little, 1971	3,673—Winder, 1982-86
		1,008—Armstrong, 1976	2,653—Keyworth, 1974-80
Carries	34—Winder at L.A. Raiders 10/28/84	296—Winder, 1984	1,641—Little, 1967-75
	32—Gilchrist at Boston 9/24/65	284—Little, 1971	1,023—Armstrong, 1973-80
	31—Armstrong vs. Houston 12/8/74	263—Armstrong, 1974	998—Winder, 1982-86
	30—Dawkins at N.Y. Jets 10/28/73	256—Little, 1973	
	30—Little at Boston 11/3/68		
Ave. per carry	(Min. of 8 carries) 11.00—Rolle vs. Oakland 10/2/60	(Min. of 100 carries) 5.35—Armstrong, 1974	(Min. of 100 carries) 4.78—Elway, 1983-86
	10.38—Joe at Boston 10/18/63	4.99—Little, 1969	4.42—Willhite, 1982-86
	10.33—Dawkins at Kansas City 10/7/73	4.71—Jensen, 1980	4.39—Dawkins, 1971-73
TDs	3—Armstrong vs. Houston 12/8/74	12—Little, 1973	43—Little, 1967-75
	3—Keyworth vs. Kansas City 11/18/74	10—Keyworth, 1974	25—Winder, 1982-86
	3—Little vs. Cincinnati 9/16/73	9—Winder, 1986	25—Armstrong, 1973-80
		9—Little, 1972	
		9—Armstrong, 1974	

RUSHING RECORDS (Continued)

Other Rushing Records

Longest scoring run—82, Mingo vs. Oakland, 10/5/62
80, Little at San Francisco, 10/25/70
72, Dawkins at Kansas City, 10/7/73

Longest non-scoring run—68, Bell vs. Los Angeles, 10/16/60
63, Krieg vs. San Diego, 12/10/72
62, Perrin vs. Baltimore, 11/27/77

Top Ten Season Marks

	Attempts	Yards	Average	TDs
Otis Armstrong—1974	263	1407	5.3	9
Sammy Winder—1984	296	1153	3.9	4
Floyd Little—1971	284	1133	4.0	6
Otis Armstrong—1976	247	1008	4.1	5
Floyd Little—1973	256	979	3.8	12
Cookie Gilchrist—1965	252	954	3.8	6
Floyd Little—1970	209	901	4.3	3
Floyd Little—1972	216	859	4.0	9
Sammy Winder—1986	240	789	3.3	9
Sammy Winder—1983	196	757	3.9	3

Top Career Marks

	Attempts	Yards	Average	TDs
Floyd Little—1967-75	1641	6323	3.9	43
Otis Armstrong—1973-80	1023	4453	4.3	25
Sammy Winder—1982-86	998	3673	3.7	25
Jon Keyworth—1973-80	699	2653	3.8	22
Dave Preston—1978-83	479	1793	3.7	10
Gerald Willhite—1982-86	341	1508	4.4	15
Rob Lytle—1977-83	376	1451	3.9	12
Rick Parros—1981-84	329	1330	4.0	6
Bobby Anderson—1970-73	313	1281	4.1	9
Donnie Stone—1961-64	329	1273	3.9	10

PASSING

	Game	Season	Career
Yards gained	447—Tripucka at Buffalo 9/15/62	3,891—Elway, 1985	11,895—Morton, 1977-82
	445—Johnson vs. Kansas City 11/18/74	3,485—Elway, 1986	11,637—Elway, 1983-86
	432—Elway at Seattle, 12/20/85	3,195—Morton, 1981	7,676—Tripucka, 1960-63
			7,238—Johnson, 1972-75
Completions	34—Slaughter at Houston 12/20/64	327—Elway, 1985	944—Elway, 1983-86
	30—Tripucka vs. Houston 11/6/60	280—Elway, 1986	907—Morton, 1977-82
	29—Elway at NY Giants, 11/23/86	248—Tripucka, 1960	662—Tripucka, 1960-63
	29—Tripucka at Buffalo 9/15/62		
Attempts	56—Tripucka at Buffalo 9/15/62	605—Elway, 1985	1,748—Elway, 1983-86
	53—Slaughter at Houston 12/20/64	504—Elway, 1986	1,594—Morton, 1977-82
	52—Tripucka vs. Houston 11/6/60	478—Tripucka, 1960	1,277—Tripucka, 1960-63
	52—Tripucka at Houston 11/20/60		970—Johnson, 1972-75
Pct.	(Min. of 10 attempts)	(Min. of 100 attempts)	(Min. of 100 attempts)
	.944—Morton vs. San Diego 9/27/81	.632—Weese, 1978	.579—Kubiak, 1983-86
	.916—Elway at LA Raiders, 11/2/86	.608—Morton, 1980	.575—DeBerg, 1981-82
	.864—Morton vs. K.C. 12/10/78	.598—Morton, 1981	.570—Weese, 1976-79
TDs	5—Elway vs. Minnesota 11/18/84	24—Tripucka, 1960	74—Morton, 1977-81
	5—Tripucka vs. Buffalo 10/28/62	22—Elway, 1985	66—Elway, 1983-86
	4—Seven times	21—Morton, 1981	52—Johnson, 1972-75
		20—Johnson, 1973	51—Tripucka, 1960-63

PASSING RECORDS (Continued)

	Game	Season	Career
Interceptions	6—Horn at Green Bay 9/26/71	34—Tripucka, 1960	85—Tripucka, 1960-63
	6—Herring at Houston 11/26/61	25—Tripucka, 1962	65—Elway, 1983-86
	5—8 times	23—Elway, 1985	65—Morton, 1977-82
Intercept. avoidance	.000—by many	.013—Kubiak, 1984	.036—Kubiak, 1983-86
		.026—Elway, 1986	.037—Elway, 1983-86
		.030—Morton, 1978	.039—Morton, 1977-82
			.043—Breaux, 1963
Ave. per completion	(Min. of 12 attempts)	(Min. of 50 attempts)	(Min. of 100 attempts)
	33.64—Lee at Oakland 12/5/65	17.93—Hufnagel, 1975	17.09—Briscoe, 1968
	27.92—Briscoe vs. Buffalo 11/24/68	17.09—Briscoe, 1968	15.98—Shaw, 1962
	27.42—Johnson vs. Kansas City 9/21/75	16.15—Ramsey, 1972	15.09—Tensi, 1967-70
Ave. per attempt	17.1—Morton vs. San Diego 9/27/81	8.65—Lee, 1965	7.56—Johnson, 1972-75
	16.45—Johnson vs. Kansas City 9/21/75	8.50—Morton, 1981	7.52—Weese, 1976-79
	15.7—Morton vs. Detroit 10/11/81	8.31—Weese, 1978	7.46—Morton, 1977-82
	13.41—Weese vs. Pittsburgh 12/16/78		

Other Passing Records

Most Consecutive Games with TD Pass—

13—Elway (Last 7 games of 1985 and first 6 games of 1986).
10—Johnson, 1973-74 (Last 8 games of 1973 and first 2 games of 1974).
9—Morton, 1977 (5th through 13th games).
9—Tripucka, 1962 (Span of 10 games, did not play one game).

Most Consecutive Completions—

18—DeBerg at Los Angeles Rams (17), 12/12/82 and vs. Kansas City (1), 12/19/82
16—Morton vs. Kansas City, 12/10/78
11—Elway at Los Angeles Raiders, 11/2/86
11—Johnson vs. Kansas City (8), 12/14/85 and at Seattle (3), 12/20/85
11—Morton vs. San Diego, 9/27/81
11—Tensi at San Diego, 11/23/69
10—Tripucka vs. Dallas, 10/8/61

Longest Scoring Pass—

97—Shaw to Tarr at Boston, 9/21/62
96—Tripucka to Frazier at Buffalo, 9/15/62
95—Morton to Watson vs. San Diego, 9/27/81
93—Morton to Watson vs. Detroit, 10/11/81

Longest Non-Scoring Pass—

86—Morton to Watson vs. Kansas City, 12/6/81
74—Liske to Van Heusen at New Orleans, 11/22/70
74—Horn to Little vs. Oakland, 10/10/71
73—Elway to Watson at Seattle, 12/15/84
72—Johnson to Little vs. San Diego, 10/29/74

PASSING RECORDS (Continued)

Top Ten Season Marks

	Att.	Comp.	Int.	Yds.	TD	Pct.
Elway—1985	605	327	23	3891	22	.540
Elway—1986	504	280	13	3485	19	.540
Morton—1981	376	225	14	3195	21	.598
Tripucka—1960	478	248	34	3038	24	.519
Tripucka—1962	440	240	25	2902	17	.545
Morton—1979	370	204	19	2626	16	.551
Elway—1984	380	214	15	2598	18	.563
Johnson—1973	346	184	17	2465	20	.532
Morton—1980	301	183	13	2150	12	.608
Tensi—1969	286	131	12	1990	14	.458

Top Ten Career Marks

	Att.	Comp.	Int.	Yds.	TD	Pct.
Morton—1977-82	1594	907	62	11895	74	.569
Elway—1983-86	1748	944	65	11637	66	.540
Tripucka—1960-63	1277	662	85	7676	51	.518
Johnson—1972-75	970	517	52	7238	52	.533
Ramsey—1971-76	919	456	58	6437	35	.496
Tensi—1967-70	810	348	45	5153	38	.430
DeBerg—1981-83	546	314	26	3819	22	.575
Slaughter—1963-66	584	291	37	3607	22	.498
McCormick—1963-68	537	207	33	2791	17	.385
Lee—1964-65	345	177	23	2303	16	.513

Career Touchdown Passes—Morton 74, Elway 66, Johnson 52, Tripucka 51, Tensi 38, Ramsey 35, DeBerg 26, Slaughter 22, McCormick 17, Lee 16, Liske 16, Briscoe 14, Kubiak 7, Breaux 7, Weese 7, Herring 5, Penrose 5, Shaw 4, Choboin 4, Horn 3, Robinson 2, LeClair 2, Mingo 2, Glacken 1, Hufnagel 1, Pastrana 1, Stone 1, Little 1, Anderson 1, Keyworth 1, Norman 1, Sewell 1.

RECEIVING

Game	Season	Career
Receptions		
13—Anderson vs. Chicago 9/30/73	100—Taylor, 1961	543—Taylor, 1960-66
13—Taylor vs. Oakland 11/29/64	92—Taylor, 1960	396—Odoms, 1972-83
12—Taylor at Boston 9/21/62	85—Taylor, 1965	342—Watson, 1979-86
		302—Moses, 1972-81
Yards		
199—Taylor vs. Buffalo 11/27/60	1,244—Watson, 1981	6,872—Taylor, 1960-66
183—Watson at Los Angeles Rams 12/12/82	1,235—Taylor, 1960	5,945—Watson, 1979-86
182—Watson vs. Detroit 10/11/81	1,178—Taylor, 1961	5,755—Odoms, 1972-83
		5,450—Moses, 1972-81
TDs		
3—Watson vs. Baltimore 9/20/81	13—Watson, 1981	44—Taylor, 1960-66
3—Moses at Houston 10/4/73	12—Taylor, 1960	44—Moses, 1972-81
3—Scarpitto at Buffalo 12/18/66	11—Denson, 1967	41—Odoms, 1972-83
3—Taylor vs. Buffalo 11/27/60		
Ave. per catch	(Min. of 4 Catches)	(Min. of 20 Catches)
41.25—Little at Buffalo 38.00—Tarr at Boston 9/12/62	22.05—Scarpitto, 1963	20.54—Van Heusen, 1968-76
36.4—Watson vs. Detroit 10/11/81	20.73—Watson, 1981	18.05—Moses, 1972-81
	20.14—Denson, 1966	17.41—Frazier, 1961-63

RECEIVING RECORDS (Continued)

Other Receiving Records

Most Consecutive Games with TD Reception—

6—Taylor, 1960-61 (Last 4 games of 1960, first 2 games of 1961)
6—Denson, 1969
5—Watson, 1981
4—Scarpitto, 1963
4—Denson, 1967
4—Odoms, 1973
4—Upchurch, 1979

Most Consecutive Games with Reception—

62—Taylor, 1960-64
49—Watson, 1983-86
41—Odoms, 1976-79
33—Odoms, 1973-76
29—Preston, 1980-82
28—Watson, 1980-82
21—Little, 1973-74
19—Taylor, 1964-65
19—Denson, 1968-69
18—Prebola, 1961-62

Top Season Marks

	No.	Yards	TD	Ave.
Taylor—1961	100	1176	4	11.8
Taylor—1960	92	1235	12	13.4
Taylor—1965	85	1131	6	13.3
Taylor—1963	78	1101	10	14.1
Taylor—1962	77	908	4	11.7
Taylor—1964	76	873	7	11.5
Watson—1984	69	1170	7	17.0
Willhite—1986	64	529	3	8.3
Upchurch—1979	64	937	7	14.6
Watson—1985	61	915	5	15.0
Watson—1981	60	1244	13	20.7

Top Career Marks

	No.	Yards	TD	Ave.
Taylor—1960-66	543	6872	44	12.7
Odoms—1972-83	396	5755	41	14.5
Watson—1979-86	342	5945	35	17.4
Moses—1972-81	302	5450	44	18.0
Denson—1964-70	250	4150	32	16.6
Upchurch—1975-82	227	3730	22	16.4
Little—1967-75	215	2418	9	11.2
Willhite—1982-86	166	1504	5	9.1
Preston—1978-83	161	1423	3	8.8
Scarpitto—1962-67	145	2439	24	16.8

PUNTING

Game	Season	Career
No.		
12—Prestridge at Buffalo 10/25/81	105—Scarpitto, 1967	574—Van Heusen, 1968-76
12—Scarpitto at Oakland 9/10/67	96—Norman, 1984	377—Prestridge, 1979-83
12—Van Heusen vs. Cincinnati 10/6/68	96—Ditts, 1978	248—Scarpitto, 1965-67
	92—Norman, 1985	
Ave.		
(Min. of 4 punts)	(Min. of 50 punts)	(Min. of 50 punts)
56.6—Norman vs. Seattle 11/25/84	46.1—Fraser, 1963	45.2—Fraser, 1962-64
53.8—Scarpitto vs. San Diego 10/22/67	45.8—Scarpitto, 1966	44.4—Scarpitto, 1965-67
53.5—Fraser vs. New York 11/17/63	45.1—Van Heusen, 1973	41.8—Prestridge, 1979-82

Other Punting Records

Longest punt—83—Norman vs. Kansas City, 9/23/84
78—Van Heusen vs. Dallas, 12/2/73
75—Fraser at Oakland, 10/14/62
75—Fraser vs. Boston, 11/11/62
73—Ditts vs. New York Jets, 11/5/78
73—Scarpitto vs. Boston, 9/3/67

INDIVIDUAL RECORDS (Continued)

INTERCEPTIONS

No.	Game	Season	Career
	4—Brown vs. New York 11/15/64	11—Gonsoulin, 1960	44—Foley, 1976-86
	4—Gonsoulin at Buffalo 9/18/60	9—Brown, 1964	43—Gonsoulin, 1960-66
	3—Six times	7—Five players	40—Thompson, 1969-81
Return yards	93—Gradishar at Cleveland, 10/5/80	159—Harden, 1986	784—Thompson, 1969-81
	91—Brown vs. New York 11/15/64	153—Wilson, 1967	662—Foley, 1976-86
	73—T. Jackson vs. Baltimore 11/27/77	140—Brown, 1964	542—Gonsoulin, 1960-66

Other Interception Records

Best interception return average, career (10 or more interceptions)—

20.9, Harden, 1980-86
19.6, Thompson, 1969-81
17.8, T. Jackson, 1973-86

Longest scoring interception return—

93, Gradishar at Cleveland, 10/5/80
73, T. Jackson vs. Baltimore, 11/27/77
70, Wilson vs. Kansas City, 12/17/67

Longest non-scoring interception return—

70, Moore at Boston 11/20/64
65, Alliston at Buffalo 9/18/60
65, Foley-Gradishar-Wright, vs. New York Giants, 11/14/76 (Foley intercepted and returned 23, lateral to Gradishar for 10, lateral to Wright for 32).
65, D. Smith at Chicago 12/20/81

QUARTERBACK SACKS

(Compiled since 1968)

No.	Game	Season	Career
	4—Mecklenburg, vs. New Orleans, 9/15/85	13.5—Jones, 1986	72—Chavous, 1973-85
	4—Mecklenburg, at Pittsburgh, 12/1/85	13—Mecklenburg, 1985	66.5—P. Smith, 1968-78
		12—P. Smith, 1974	61.5—R. Jones, 1980-86
		12—Alzado, 1972	46—Alzado, 1971-78
		12—P. Smith, 1971	44—T. Jackson, 1973-86
		12—Costa, 1969	

PUNT RETURNS

No.	Game	Season	Career
	8—Upchurch at Baltimore 10/22/78	51—Upchurch, 1977	248—Upchurch, 1975-83
	7—Willhite vs. New England, 9/28/86	42—Willhite, 1986	157—Thompson, 1969-81
	7—Thompson at Kansas City 10/6/74	41—Manning, 1981	84—Willhite, 1982-86
	7—Upchurch vs. San Diego 11/30/75		
Return yards	167—Upchurch vs. Pittsburgh 11/6/77	653—Upchurch, 1977	3008—Upchurch, 1975-83
	125—Upchurch vs. Cleveland 9/26/76	536—Upchurch, 1976	1814—Thompson, 1969-81
	105—Upchurch vs. Buffalo 9/25/77	493—Upchurch, 1978	898—Willhite, 1982-86
Average		(10 or more returns)	(15 or more returns)
		16.88—Little, 1967	12.13—Upchurch, 1975-83
		16.13—Upchurch, 1982	11.89—Mingo, 1960-64
		13.74—Upchurch, 1976	11.55—Thompson, 1969-81
		13.69—Upchurch, 1978	

INDIVIDUAL RECORDS (Continued)

Other Punt Returns

Longest scoring punt return—

92, Upchurch vs. San Diego 10/3/76
87, Upchurch vs. Pittsburgh 11/6/77
78, Upchurch vs. Kansas City 12/19/82
76, Mingo at Boston 9/9/60

Longest non-scoring punt return—

60, Thompson at Baltimore 11/10/74
59, Thompson vs. New England 12/17/72
54, Mitchell at Buffalo 9/20/64

KICKOFF RETURNS

No.	Game	Season	Career
	7—Barry at Kansas City 11/1/64	47—Barry, 1964	104—Little, 1967-75
	6—V. Johnson vs. Miami, 9/29/85	40—Brunson, 1980	95—Upchurch, 1975-83
	6—R. Montgomery at San Diego 9/24/72	40—Upchurch, 1975	73—Barry, 1964-65
	6—Upchurch vs. Cleveland 10/19/75	37—Mitchell, 1963	
Return yards	201—R. Montgomery at San Diego 9/24/72	1245—Barry, 1964	2523—Little, 1967-75
	197—Upchurch vs. Cleveland 10/19/75	1084—Upchurch, 1975	2355—Upchurch, 1975-83
	185—Little at Miami 9/17/67	954—Mitchell, 1963	1856—Barry, 1964-65
Average		(14 or more returns)	(40 or more returns)
		28.50—Thompson, 1969	26.28—Haynes, 1965-66
		28.47—Sellers, 1966	25.42—Barry, 1964-65
		28.00—Frazier, 1961	25.13—Thompson, 1969-81
			24.79—Upchurch, 1975-83

Other Kickoff Return Records

Longest scoring kickoff return—

100, Sellers vs. Houston 10/2/66
100, Wilson at Kansas City 10/8/66
94, Montgomery at San Diego 9/24/72

Longest non-scoring kickoff return—

89, Little vs. Oakland 11/10/68
88, Montgomery at Oakland 10/22/72
77, Scott vs. Kansas City 10/23/66

SCORING

	Game	Season	Career
TDs	* 3—11 times	14—Winder, 1986	54—Little, 1967-75
		13—Little, 1972	45—Moses, 1972-81
		13—Little, 1973	44—Taylor, 1960-66
		13—Watson, 1981	44—Odoms, 1972-83
FG	5—Karlis vs. Seattle 11/20/83	27—Mingo, 1962	151—Turner, 1971-79
	5—Mingo vs. San Diego 10/6/63	26—Steinfert, 1980	96—Karlis, 1982-86
	4—11 times (Turner 3, Mingo 3, Steinfert 2, Karlis, Howfield, Kroner)	25—Turner, 1971	72—Mingo, 1960-64
FG Pct.	1,000—many times	.846—Karlis, 1982, (11 of 13)	.727—Karlis, 1982-86
		.840—Karlis, 1983, (21 of 25)	.672—Steinfert, 1979-81
		.765—Steinfert, 1980, (26 of 34)	.648—Turner, 1971-79

SCORING RECORDS (Continued)

PAT	Game	Season	Career
	6—Turner vs. New England 12/17/72	44—Karlis, 1986 41—Karlis, 1985 41—Karlis, 1984	283—Turner, 1971-79 171—Karlis, 1982-86 120—Mingo, 1960-64 93—Howfield, 1968-70
	6—Turner at Houston 10/14/73	40—Turner, 1973 37—Turner, 1972	
	6—Turner vs. Tampa Bay 11/7/76	36—Howfield, 1969 36—Turner, 1976 36—Steinfert, 1981	
	6—Turner vs. New England 11/11/79		
	6—Steinfert vs. San Diego 9/27/81		
	6—Karlis vs. Minnesota 11/18/84		

PAT Pct.	1,000-many times	1,000-8 times, (Turner 3, Kroner 2, Mingo, Howfield, Hill)	.983—Kroner, 1965-67 .979—Howfield, 1968-70 .971—Steinfert, 1979-81
----------	------------------	---	---

Points	21—Mingo at Los Angeles 10/10/60 20—Scarpitto at Buffalo 12/18/66 20—Mingo vs. San Diego 10/6/63	137—Mingo, 1962 123—Mingo, 1960 110—Steinfert, 1980 106—Turner, 1973	742—Turner, 1971-79 459—Karlis, 1982-86 408—Mingo, 1960-64 324—Little, 1967-75
--------	--	---	---

*Taylor vs. Buffalo, 11/27/60; Stone at San Diego, 11/4/62; Scarpitto at Buffalo, 12/18/66; Little vs. Minnesota, 10/15/72; Little vs. Cincinnati, 9/16/73; Moses at Houston, 10/14/73; Keyworth vs. Kansas City, 11/18/74; Armstrong vs. Houston, 12/8/74; Watson vs. Baltimore, 9/20/81; Willhite vs. Dallas, 10/5/86; Willhite vs. Kansas City, 11/16/86.

Other Scoring Records

Most consecutive games scoring—

55—Turner, 1971-74
47—Turner, 1975-78
46—Karlis, 1984-86
36—Mingo, 1960-64

Longest field goal—

57—Steinfert, vs. Washington 10/13/80
55—Steinfert, at Seattle, 12/21/80
55—Steinfert, vs. Dallas, 9/14/80
53—5 times

Most consecutive games scoring by a non-kicker—

6—Taylor, 1960-61 (Last 4 games of 1960 and first 2 games of 1961)
6—Denson, 1969
6—Little, 1972

Most consecutive games scoring by rushing—

5—Winder, 1985
4—Little, 1969
4—Keyworth, 1974
3—Hayes, 1965
3—Armstrong, 1974

Most consecutive games scoring by reception—

6—Taylor, 1960-61 (Last 4 games of 1960 and first 2 games of 1961)
6—Denson, 1969
5—Watson, 1981
4—Scarpitto, 1963
4—Denson, 1967
4—Odoms, 1973
4—Upchurch, 1979

Interception Returns for Touchdowns

Date	Opponent	Yards
Harden 11/2/86	at Los Angeles Raiders	40
Harden 9/21/86	at Philadelphia	32
Harden 12/1/85	at Pittsburgh	42
Foley 12/15/84	at Seattle	40
Woodard 10/7/84	at Detroit	27
Harden 9/23/84	vs. Kansas City	45
Robbins 9/16/84	at Cleveland	62
Latimer 11/23/80	vs. Seattle	15
Gradishar 10/5/80	at Cleveland	93
T. Jackson 11/5/78	vs. New York Jets	28
T. Jackson 11/27/77	vs. Baltimore	73
Wright 10/16/77	at Oakland	18
Jackson 11/14/76	at San Diego	46
Rowser 11/7/76	vs. Tampa Bay	32
Gradishar 11/7/76	vs. Tampa Bay	31
Rowser 9/19/76	vs. New York Jets	41
Gradishar 9/29/75	vs. Green Bay	44
Thompson 10/13/74	vs. New Orleans	38
Mitchell 10/28/73	at New York Jets	40
Thompson 10/14/73	at Houston	59
Forsberg 10/24/71	at Cleveland	40
Burrell 12/7/69	at Miami	38
Thompson 11/16/69	vs. Houston	57
Wilson 12/17/67	vs. Kansas City	70
Wilson 10/22/67	vs. San Diego	40
Sellers 9/3/67	vs. Boston	24
Bramlett 11/14/65	at Houston	25
Wilson 11/7/65	vs. San Diego	65
Griffin 10/17/65	vs. Houston	44
Janik 11/1/64	at Kansas City	22
Gonsoulin 10/6/63	vs. San Diego	43
McMillin 11/22/62	vs. New York	59
McGeever 10/5/62	vs. Oakland	48
Gonsoulin 10/5/62	vs. Oakland	64
Zeman 9/30/62	at New York	30
Yelverton 10/2/60	vs. Oakland	20
Pyeatt 9/18/60	at Buffalo	40

Other Defensive Returns For Touchdowns

Date	Opponent	Yards
Townsend (fumble) 11/16/86	vs. Kansas City	7
Woodard (fumble) 9/7/86	vs. Los Angeles Raiders	12
Wright (blocked FG) 11/17/85	vs. San Diego	60
Smith (fumble) 11/4/84	vs. New England	64
Wright (fumble) 10/15/84	vs. Green Bay	27
Foley (fumble) 10/15/84	vs. Green Bay	22
Jones (fumble) 10/7/84	at Detroit	5
Chavous (fumble) 11/13/83	at Los Angeles Raiders	(recovered in end zone)
Thompson (fumble) 9/14/80	vs. Dallas	32
Wright (fumble-lateral from Gradishar) 12/2/79	at Buffalo	86
Swenson (fumble) 11/18/79	at San Francisco	88
Nairne (blocked punt) 11/11/79	vs. New England	22
Carter (fumble) 11/11/79	vs. New England	2
Thompson (fumble-fumble by Swenson) 10/14/79	at Kansas City	2
Gradishar (fumble) 12/3/78	at Oakland	30
Thompson (fumble) 11/5/78	vs. New York Jets	4
Polt (fumble-lateral from Swenson) 11/7/76	vs. Tampa Bay	26
Jones (fumble) 9/23/76	vs. Cleveland	43
Smith (fumble) 11/23/75	at Atlanta	
Thompson (fumble) 10/22/73	vs. Oakland	80
Bramlett (blocked FG) 11/27/66	vs. San Diego	86
Griffin (blocked punt) 10/17/65	vs. Houston	10
Bramlett (fumble) 9/24/65	at Boston	(recovered in end zone)
McMillin (fumble) 11/8/64	vs. San Diego	(recovered in end zone)
Cooke (fumble) 11/1/64	at Kansas City	46
McFadin (fumble) 10/13/63	vs. Houston	6
McMillin (fumble) 12/9/62	at Dallas	9
McFadin (fumble) 11/22/62	vs. New York	69
Gavin (blocked punt) 12/10/61	at Dallas	23

TEAM—GENERAL SEASON

Most consecutive victories—

10—1984
8—1976-77 (Last 2 games of 1976 and first 6 games of 1977), and 1985-86 (Last 2 games of 1985 and first 6 games of 1986).
6—1977
4—1962, 1979, 1981, 1983, and 1985
3—ten times

Most consecutive games with a loss—

10—1984
8—1976-77, 1985-86
7—1973
6—1977

Most consecutive defeats—

11—1963-64
9—1967

Most consecutive games without victory—

14—1963-64
9—1967

TEAM—GENERAL GAME

Largest margin of victory—

43—vs. New York Jets 9/19/76 (46-3)
37—vs. Oakland 10/5/62 (44-7)
35—vs. New England 11/11/79 (45-10)
35—vs. Tampa Bay 11/7/76 (48-13)

Most points in one half—

38—vs. New England 11/11/79
38—vs. Tampa Bay 11/7/76
35—vs. Minnesota, 11/18/84
33—vs. San Diego 10/6/63

Most points in one quarter—

26—at New York Jets 12/3/67
24—vs. Buffalo 11/27/60
24—vs. San Diego 10/6/63
24—vs. Tampa Bay 11/7/76
24—vs. New England 11/11/79

TEAM—OFFENSE

Scoring

	Game	Season
Most Points	50—vs. San Diego 10/6/63	380—1985
	48—at Houston 10/14/73	378—1986
	48—vs. Tampa Bay 11/7/76	354—1973
		353—1984
Fewest Points	0—San Diego 37, Denver 0—10/29/61	148—1982
	0—at Oakland 51, Denver 0—9/10/67	196—1966
	0—at Kansas City 16, Denver 0—12/6/70	203—1971
	0—at San Diego 17, Denver 0—12/15/74	240—1964
	0—at San Diego 23, Denver 0—10/8/78	251—1961
	0—at Chicago 27, Denver 0—9/9/84	
Most touchdowns	6—9 times	45—1986
	Most recent: vs. Minnesota, 11/18/84	45—1985
		42—1984
		41—1973
Most field goals	5—vs. San Diego 10/6/63	27—1962
	4—10 times	26—1980
		25—1971
		23—1985
		22—1973

Total Offense

	Game	Season
Most plays	88—at Seattle 10/29/78 (OT)	1152—1985
	86—vs. San Diego 11/30/75	1062—1981
	86—at Chicago 12/12/76	1044—1979
	85—at Los Angeles Raiders 12/26/82	1042—1986
Most total yards	543—vs. New York Jets, 9/19/76	5496—1985
	532—vs. Kansas City, 11/18/74	5426—1981
	507—vs. Oakland, 12/14/80	5216—1986
	505—vs. San Diego, 9/7/62	5142—1979
Ave. gain per play	8.56—vs. San Diego 9/7/62	5.38—1972
	8.21—at Houston 10/14/73	5.21—1974
	7.77—vs. New England 12/17/72	5.20—1962
Fewest yards		2837—1982
	5—at Oakland 9/10/67	3168—1966
	26—at Houston 9/3/66	3332—1964
	117—vs. Buffalo 12/13/64	3811—1961

TEAM RECORDS (Continued)

Rushing Offense

	Game	Season
Rushing plays	60—vs. San Diego 11/30/75	601—1978
	59—at Chicago 12/12/76	524—1979
	59—at Kansas City (OT) 9/24/78	523—1977
		515—1981
Rushing yards	356—at Chicago 12/12/76	2451—1978
	328—vs. San Diego 11/30/75	2157—1974
	292—at Oakland 11/24/74	2093—1971
		2076—1984
Ave. gain per rush	6.68—vs. Dallas 10/30/60	4.50—1972
	6.64—vs. Houston 9/17/72	4.44—1974
	6.59—vs. Buffalo 11/19/61	4.15—1969
Fewest yards		1018—1982
	13—at Oakland 10/22/72	1091—1961
	20—at Dallas 12/10/61	1173—1966
	27—at Buffalo 9/15/62	1195—1960

Passing Offense

	Game	Season
Passes attempted	56—at Los Angeles Raiders 12/26/82	617—1985
	56—at Buffalo 9/15/72	568—1961
	56—at Boston 9/21/62	559—1962
	55—at Houston 12/20/64	549—1986
Passes completed	35—at Houston 12/20/64	329—1985
	32—vs. Kansas City 11/18/74	306—1986
	31—vs. Houston 11/6/60	292—1962
Passes had intercepted	8—at Houston 12/2/62	45—1961
	6—6 times	40—1962
Completion percentage	.917—at L.A. Raiders 11/2/86	.596—1981
	.875—vs. San Diego 9/27/81	.582—1982
	.870—vs. Kansas City 12/10/78	.561—1980
Touchdown passes	5—vs. Minnesota 11/18/84	27—1981
	5—vs. Buffalo 10/28/62	24—1960
	4—8 times	23—1985
		23—1969
Net yards passing		23—1963
	459—vs. Kansas City 11/18/74	3645—1985
	431—vs. Oakland 12/14/80	3538—1986
	428—at Buffalo 9/15/62	3531—1981
Fewest net yards		3404—1962
	-53—at Oakland 9/10/67	1682—1967
	-7—at Houston 9/3/66	1819—1982
Fewest times Denver passers thrown for loss	1—at Pittsburgh 9/4/83	1995—1966
	0—Many times	22—1971
		24—1982
Most times Denver passers thrown for loss		24—1965
	11—vs. Buffalo 12/13/64	27—1973
	11—vs. Oakland 11/5/67	63—1963
	10—at Oakland 12/8/75	61—1981
Most yardage Denver passers thrown for loss	10—at Oakland 10/31/76	61—1964
		58—1967
	95—vs. Oakland 11/5/67	590—1963
	84—vs. Buffalo 12/13/64	520—1964
Most times Denver passers thrown for loss	78—vs. Boston 9/29/63	508—1967
	78—vs. Kansas City 12/14/68	

TEAM RECORDS (Continued)

First Downs

	Game	Season
Most first downs	34—vs. Kansas City 11/18/74	339—1985
	31—vs. Houston 10/6/85	319—1986
	31—vs. New York Jets 9/19/76	306—1979
First downs rushing	19—vs. San Diego 11/30/75	130—1979
	19—at Chicago 12/12/76	129—1978
	17—at Seattle 10/29/78 (OT)	121—1984
First downs passing	25—vs. Kansas City 11/24/74	192—1985
	23—at Houston 12/20/64	184—1986
	22—vs. Oakland 12/14/80	177—1962
First downs penalty	11—vs. Houston 10/6/85	41—1986
	7—vs. L.A. Raiders 9/7/86	38—1983
	6—vs. Houston 9/7/64	34—1981
	5—7 times	34—1985
Fewest first downs	0—at Houston 9/3/66	170—1982
	3—at Oakland 9/10/67	171—1966
	7—at Kansas City 12/6/70	172—1967
	7—vs. Buffalo 12/13/64	207—1964

Punts

	Game	Season
Most punts	12—at Oakland 9/10/67	105—1967
	12—vs. Cincinnati 10/6/68	96—1984
	12—at Buffalo 10/25/81	96—1968
		96—1978
Fewest punts		45—1982
	0—vs. Dallas 10/8/61	59—1962
	1—vs. San Diego 11/27/66	60—1972
	1—vs. N.Y. Jets 9/19/76	63—1975
	1—at Kansas City 12/7/80	
	1—at San Diego 11/28/82	
Best average	(Min. of 4 punts)	
	56.60—vs. Seattle 11/25/84	45.2—1966
	53.75—vs. San Diego 10/22/67	45.1—1973
	53.50—vs. New York 11/17/63	45.0—1982
	52.50—at San Diego 12/22/63	
	52.50—vs. Kansas City 10/11/64	
Poorest average		35.1—1976
		36.4—1978
		37.3—1960
Best net average (category originated in 1976)	(Min. of 4 punts)	37.8—1982
	52.3—at Houston 12/4/77	35.9—1980
	48.3—vs. San Francisco 9/19/82	35.4—1984
	47.0—vs. Seattle 11/25/84	34.8—1981

Punt Returns

	Game	Season
Most returns	8—at Buffalo 9/20/70	63—1970
	8—at Kansas City 10/6/74	58—1977
	8—vs. San Diego 11/30/75	51—1976
	8—at Baltimore 10/22/78	51—1978
		51—1981
Most return yards	167—vs. Pittsburgh 11/6/77	712—1977
	128—vs. San Francisco 9/19/82	640—1976
	126—at New York 12/3/67	582—1978
Best average		14.5—1982
		13.5—1967
		12.9—1963

TEAM RECORDS (Continued)

Kickoff Returns

	Game	Season
Most returns	10—vs. Boston 10/4/64	78—1963
	10—at San Diego 12/22/63	76—1964
	9—at Kansas City, 12/18/83	71—1965
	9—at Boston 10/18/63	
	9—vs. Kansas City 9/7/63	
Most return yards	295—vs. Boston 10/4/64	1801—1963
	289—vs. Kansas City 9/7/63	1758—1964
	238—at Kansas City 10/8/63	1731—1965
Best average		26.9—1966
		25.3—1967
		24.5—1975

Fumbles

	Game	Season
Most fumbles	6—5 times	40—1961
		36—1966
		36—1984
Most fumbles lost	5—vs. Cleveland 10/19/75	23—1961
	5—vs. Chicago 9/30/73	19—1983
	4—7 times	18—1981
		18—1979
Fewest fumbles	0—Many times	15—1969
		21—1973
		23—4 times
Fewest fumbles lost	0—Many times	8—1985
		8—1964
		9—1969
		9—1973

Penalties

	Game	Season
Most penalties	15—vs. Tampa Bay 11/7/76	132—1978
	14—vs. Oakland 10/17/76	116—1979
	14—at N.Y. Jets 10/28/73	105—1976
Most yards penalized	160—vs. Tampa Bay 11/7/76	1097—1978
	134—vs. Pittsburgh 11/6/77	1006—1979
	132—vs. Oakland 10/17/76	986—1976
Fewest penalties	0—vs. Kansas City 12/17/67	48—1967
	1—11 times	54—1960
		54—1982
Fewest yards penalized	0—vs. Kansas City 12/17/67	501—1960
	0—at Boston 9/21/62	512—1967
	5—4 times	516—1982

TEAM—DEFENSE

Total Defense

	Game	Season
Fewest plays allowed	40—vs. San Diego 10/6/63	616—1982
	42—vs. San Diego 11/30/75	826—1971
	44—at Boston 9/24/65	838—1970
	44—vs. Boston 9/29/63	847—1963
Fewest yards allowed		3169—1982
	60—at Cleveland 10/24/71	3705—1970
	66—vs. Chicago 12/5/71	3722—1976
	70—vs. San Diego 11/2/69	
Lowest yield per play	1.12—vs. Chicago 12/5/71	4.01—1977
	1.25—vs. San Diego 11/2/69	4.14—1976
	1.30—at Cleveland 10/24/71	4.38—1978

TEAM DEFENSE RECORDS (Continued)

Rushing Defense

	Game	Season
Fewest rushes allowed	10—at San Diego 10/12/86	293—1982
	11—at N. Y. Jets 12/3/67	384—1965
	14—at N. Y. Jets 10/28/73	409—1970
	14—at Tampa Bay 11/15/81	
Fewest yards allowed		935—1982
	0—at Kansas City 12/19/65	1337—1965
	18—vs. Pittsburgh 9/27/70	1351—1970
	24—at Cleveland 10/24/71	1530—1977
Lowest yield per rush	0.00—at Kansas City 12/19/65	3.19—1982
	0.64—vs. Pittsburgh 9/27/70	3.26—1977
	1.47—at Cincinnati 12/14/69	3.30—1970

Passing Defense

	Game	Season
Fewest attempts by opponents	10—at Kansas City (OT) 9/24/78	307—1982
	12—at Kansas City 10/18/81	348—1975
	14—Four times	356—1971
Fewest completions by opponents	2—at Chicago 12/12/76	150—1971
		172—1982
	5—at Green Bay 9/26/71	181—1975
Lowest completion percentage allowed	.118—at Chicago 12/12/76	.421—1971
	.226—vs. Chicago 12/5/71	.448—1961
	.259—at Cleveland 10/24/71	.459—1965
Fewest net yards allowed	-7—vs. Chicago 12/5/71	1985—1971
	18—at Kansas City 12/6/70	2026—1976
	33—vs. Kansas City 10/4/70	2032—1975
Fewest TD passes allowed		8—1976
	0—Many times	9—1978
		11—1979
		11—1977
Highest percentage interception of opponent passes		.073—1964
		.071—1978
		.070—1960
Most opponent passes intercepted	7—at Oakland 10/16/77	32—1964
	6—4 times	31—1984
		31—1978
Most yards interceptions returns	133—at Buffalo 9/18/60	510—1984
	117—vs. Oakland 10/5/62	491—1977
	111—at Detroit 10/7/84	483—1962
Most times opponent passers thrown for loss	10—at Cincinnati 10/19/69	57—1984
	9—vs. Chicago 12/5/71	50—1970
	9—vs. Buffalo 11/19/61	49—1986
		47—1985
Most yardage opponent passers thrown for loss	95—vs. New York 11/15/64	459—1986
	76—vs. Kansas City 10/4/70	456—1970
	75—vs. New England 12/17/72	447—1964
Lowest yield per pass attempt		5.00—1964
		5.49—1961
		5.52—1972
Lowest yield per pass completion		10.60—1976
		10.64—1972
		10.67—1979

TEAM DEFENSE RECORDS (Continued)

Punting

	Game	Season
Lowest opponent average	(4 or more punts)	
	30.0—vs. Buffalo 11/27/60	37.3—1976
	30.3—at Minnesota (OT) 9/11/78	39.0—1960
	30.4—at Houston 10/26/69	39.4—1982

Punt Returns

	Game	Season
Lowest opponent average		4.81—1978
		6.13—1968
		7.03—1969

Kickoff Returns

	Game	Season
Lowest opponent average		17.14—1961
		17.91—1983
		19.98—1986

Fumbles

	Game	Season
Most opponent fumbles recovered	6—at Buffalo 12/2/79	24—1984
	5—at Boston 11/6/66	23—1981
	5—vs. Buffalo 12/13/64	21—1983
	5—at Oakland 10/14/62	21—1964
Fewest opponent fumbles recovered	0—Many times	7—1982
		11—1974
		12—1985
		12—1980
		12—1972
		12—1968
		12—1967

First Downs

	Game	Season
Fewest opponent first downs	3—vs. San Diego 11/30/75	176—1982
	5—at Chicago 12/12/76	199—1970
	6—vs. Oakland 11/20/66	206—1971
	6—at Cleveland 10/24/71	217—1977
Fewest opponent first downs rushing	1—vs. Cincinnati 12/14/69	53—1982
	1—at Cleveland 10/24/71	67—1970
	1—at Los Angeles 12/12/72	77—1977
	1—at Los Angeles 12/12/72	83—1971
Fewest opponent first downs passing	1—San Diego 11/30/75	91—1971
	1—at Chicago 12/12/76	104—1976
		104—1982
Fewest opponent first downs penalty	2—Dallas 10/8/61	106—1975
	0—Many Times	12—1968
		13—1984
		14—1970

Penalties

	Game	Season
Most opponent penalties	15—vs. Houston 10/6/85	138—1983
	16—vs. Chicago 10/16/78	126—1986
	13—at Houston 10/26/69	118—1979
	13—Cleveland 9/26/76	114—1978
Most yards opponent penalized	147—vs. Chicago 10/16/78	1034—1986
	188—vs. Houston 10/6/85	1033—1979
	145—at Seattle 12/8/79	953—1985
Fewest yards opponent penalized	0—at Oakland 12/19/71	516—1963
	4—at Miami 12/20/75	571—1982
	5—Four times	573—1964
		576—1966

TEAM DEFENSE RECORDS (Continued)

Scoring

	Game	Season
Fewest points	0—vs. San Diego 11/2/69	148—1977
	0—at Cleveland 10/24/71	198—1978
	0—vs. San Diego 10/3/76	206—1976
	0—at San Diego 11/14/76	
	0—vs. St. Louis 9/18/77	
	0—vs. Cincinnati 9/2/79	
	0—vs. San Diego 10/7/79	
	0—at Oakland 10/4/81	
	0—vs. Kansas City 9/23/84	
Fewest touchdowns allowed	0—Many times	18—1977
		21—1978
		25—1976
		25—1982
Fewest field goals allowed	0—Many times	8—1977
		12—1976
		13—1961

OPPONENT INDIVIDUAL RECORDS

Total Offense

MOST PLAYS—60, Joe Namath, at N.Y. Jets, 12/3/67. **YARDS GAINED**—448, Len Dawson, at Kansas City, 11/1/64. **GAIN PER PLAY**—(10 or more plays)—21.62, Jacky Lee, at Houston 11/29/60.

Rushing

MOST RUSHES—36, Earl Campbell, Houston, 11/2/80. **YARDS GAINED**—192, Curt Warner, at Seattle, 12/20/86. **GAIN PER RUSH** (8 or more rushes)—12.50, Abner Haynes, at Miami, 9/17/67 and 12.50 Booker Russell, vs. Oakland, 11/25/79. **LONGEST SCORING RUN**—82, Joe Delaney, at Kansas City, 10/18/81. **LONGEST NON-SCORING RUN**—76, Willmer Fowler, Buffalo, 11/27/60, and 76, Walter Payton, Chicago, 10/16/78.

Passing

ATTEMPTS—60, Joe Namath, at N.Y. Jets, 12/3/67. **COMPLETIONS**—31, Jim Krieg, vs. Seattle, 11/20/83, Joe Gilliam, Pittsburgh (OT), 9/22/74. **HAD INTERCEPTED**—7, Ken Stabler, at Oakland, 10/16/77. **YARDS GAINED**—435, Len Dawson, at Kansas City, 11/1/64. **COMPLETION PERCENTAGE** (10 or more passes)—.813, Bob Berry, at Atlanta, 11/26/72. **TOUCHDOWNS**—6, Len Dawson, at Kansas City, 11/1/64. **LONGEST SCORING PLAY**—92, Len Dawson to Tom Brooker, Dallas, 11/18/62, Jacky Lee to Bill Groman, at Houston, 11/20/60. **LONGEST NON-SCORING PLAY**—77, Tom Flores to Art Powell, Oakland, 11/29/64.

Receiving

RECEPTIONS—12, Art Powell, New York, 10/22/61. 12, Ed Podolak, at Kansas City, 10/7/73. 12, Ken Payne, Green Bay, 9/29/75. 12, Steve Largent, Seattle, 11/25/84. **YARDS GAINED**—213, Curtis McClinton, at Kansas City, 12/19/65. **TOUCHDOWNS**—4, Lance, Alworth, San Diego, 12/1/68.

Punting

MOST PUNTS—11, Dennis Partee, San Diego, 11/30/75. 11, Bob Parsons, at Chicago, 12/12/76. **AVERAGE** (4 or more punts)—57.40, Steve O'Neal, New York, 9/21/69. **LONGEST PUNT**—98, Steve O'Neal, New York, 9/21/69.

Punt Returns

MOST RETURNS—9, Rodger Bird, at Oakland, 9/10/67. **RETURN YARDS**—143, Rodger Bird, at Oakland, 9/10/67. **LONGEST SCORING RETURN**—82, Bobby Jancik, at Houston, 12/20/64. **LONGEST NON-SCORING RETURN**—72, Greg Pruitt, at Cleveland, 10/27/74.

Kickoff Returns

MOST RETURNS—6, Cliff Austin, at Atlanta, 9/22/85. **RETURN YARDS**—164, Dave Grayson, Kansas City, 10/11/64. **LONGEST SCORING RETURN**—106, Noland Smith, Kansas City, 12/17/67. **LONGEST NON-SCORING RETURN**—80, Dave Grayson, Kansas City, 10/11/64.

OPPONENT RECORDS (Continued)

Interceptions

MOST INTERCEPTIONS—3 held by nine players. **RETURN YARDS**—99, Bobby Hunt, at Kansas City, 12/8/63. **LONGEST SCORING RETURN**—80, Coy Bacon, San Diego, 11/11/73. **LONGEST NON-SCORING RETURN**—87, Ron Hall, Boston 9/18/66.

Scoring

TOUCHDOWNS—4, Frank Jackson, at Dallas, 12/10/61. 4, Bert Coan, Kansas City, 10/23/66. 4, Lance Alworth, San Diego, 12/1/68. 4, Chuck Muncie, at San Diego, 11/29/81. **FIELD GOALS**—6, Gino Cappelletti, Boston, 10/4/64. **LONGEST FIELD GOAL**—58, Steve Cox, vs. Cleveland, 12/4/83. **POINTS**—24, Frank Jackson, at Dallas, 12/10/61. 24, Bert Coan, Kansas City, 10/23/66. 24, Lance Alworth, San Diego, 12/1/68. 24, Chuck Muncie, at San Diego, 11/29/81.

OPPONENT SINGLE GAME TEAM RECORDS

Scoring

POINTS—59, Kansas City, 9/7/63.

Total Offense

PLAYS—93, Pittsburgh (OT), 9/22/74. **YARDS GAINED**—634, at Oakland, 10/25/64. **GAIN PER PLAY**—10.30, San Diego, 10/6/63. **FEWEST YARDS GAINED**—60, at Cleveland, 10/24/71.

Rushing

RUSHES—62, at New England, 11/28/76. **YARDS GAINED**—380, Kansas City, 10/23/66. **GAIN PER RUSH**—9.27, Kansas City, 10/23/66. **FEWEST YARDS GAINED**—0, at Kansas City, 12/19/65.

Passing

ATTEMPTS—62, at New York, 12/3/67. **COMPLETIONS**—31, vs. Seattle, 11/20/83, Pittsburgh (OT), 9/22/74. **HAD INTERCEPTED**—7, at Oakland, 10/16/77. **MOST YARDS GAINED**—427, at Oakland, 10/25/64. **FEWEST YARDS GAINED**—(-7), Chicago, 12/5/71. **COMPLETION PERCENTAGE**—.813, at Atlanta, 11/26/72.

First Downs

TOTAL FIRST DOWNS—33, Pittsburgh (OT), 9/22/74. **RUSHING**—21, at New England, 11/28/76. **PASSING**—21, San Diego, 12/1/68. **PENALTY**—6, Miami, 12/4/66. 6, at Oakland, 11/9/69.

Punting

MOST PUNTS—11, San Diego, 11/30/75, and at Chicago, 12/12/76. **BEST AVERAGE** (4 or more punts)—57.40, NY Jets, 9/21/69.

Punt Returns

MOST RETURNS—9, at Oakland, 9/10/67. **RETURN YARDS**—143, at Oakland, 9/10/67.

Kickoff Returns

MOST RETURNS—9, at Houston, 10/14/73, and at San Diego, 12/9/73. **RETURN YARDS**—238, at Kansas City, 10/8/66.

OPPONENT RECORDS (Continued)

TWO TEAM RECORDS

Scoring

POINTS—91—N.Y. Titans, 46, Denver 45, 11/22/62.

Total Offense

PLAYS—161—Denver 88, Seattle 73 (OT), 10/29/78; 161—Denver 84, at L.A. Raiders 77 (OT), 10/28/84. **YARDS GAINED**—1,057—Denver 476, at San Diego 581, 10/20/68.

Rushing

MOST RUSHES—100—Denver 59, at Kansas City 41 (OT), 9/24/78. **YARDS GAINED**—472—Denver 356, at Chicago 116, 12/12/76.

Passing

ATTEMPTS—97—Denver 53, at Houston 44, 12/2/62. **COMPLETIONS**—53—Denver 35, at Houston 18, 12/20/64. **HAD INTERCEPTED**—13—Denver 8, at Houston 5, 12/2/62. **YARDS GAINED**—708—Denver 321, at San Diego 387, 10/20/68.

Other

TOTAL FIRST DOWNS—58—Denver 34, Kansas City 24, 11/18/74. **FUMBLES**—12—Denver 6, at Boston 6, 11/6/66, and Denver 5, Buffalo 7, 12/13/64. **FUMBLES LOST**—10—Denver 5, at Boston 5, 11/6/66. **YARDS PENALIZED**—273—Denver 128, at Seattle 145, 12/8/79. **FEWEST YARDS PENALIZED**—20—Denver 15, Kansas City 5, 12/14/85.

DENVER BRONCOS RECORDS BROKEN OR TIED IN 1986

(Old records in parentheses)

Team Records - Season

Most touchdowns scored — 45 (tied with 45 in 1985)
Best percentage, interception avoidance — .029 (.036 in 1984)
Most first downs, penalty — 41 (38 in 1983)
Best start — 6-0-0 (tied with 6-0-0 record in 1977)
Highest road attendance (reg. season only) — 526,550 (475,360 in 1981)
Most games scoring 20 or more points — 11 (10 in 1984, 1974, and 1962)
Most games scoring 30 or more points — 6 (tied with 6 in 1985)
Most yardage, opponent passers sacked — 459 (456 in 1970)
Most consecutive games with five or more sacks — 6 (New NFL record)

Team Records - Game and Single Play

Best completion percentage — .917 at LA Raiders, 11/2 (11 of 12)
Fewest opponent rushing attempts — 10 at San Diego, 10/12
Highest home attendance (regular season) — 76,089 vs. Seattle, 10/26
Highest home attendance (all games) — 76,105 vs. New England, 1/4/87 (Divisional Playoffs)
Highest road attendance (all games) — 101,063 vs. NY Giants, 1/25/87 (**Super Bowl XXI**)

Individual Records - Career

Most seasons with Denver — 14 - Tom Jackson, 1973-86
Most games played with Denver — 191 - Tom Jackson, 1973-86
Most rushing and passing plays — 1,935 - John Elway, 1983-86
Most total yards gained — 12,530 - John Elway, 1983-86
Best average gain per rush — 4.78 - John Elway, 1983-86
Most passing attempts — 1748 - John Elway, 1983-86
Most pass completions — 944 - John Elway, 1983-86
Best completion percentage — .579 - Gary Kubiak, 1983-86
Best percentage, interception avoidance — .036 - Gary Kubiak, 1983-86
Most 300-yard passing games — 7 - John Elway, 1983-86
Most 3,000-yard passing seasons — 2 (1985-86) - John Elway, 1983-86
Most interceptions — 44 - Steve Foley, 1976-86
Best average, interception returns — 20.88 - Mike Harden, 1980-86
Most interceptions returned for touchdowns — 4 - Mike Harden, 1980-86
Most safeties — 3 - Rulon Jones, 1980-86
Highest field goal percentage — .727 - Rich Karlis, 1982-86
Most games scoring three touchdowns — 2 - Gerald Willhite, 1982-86
Most seasons, head coach — 6 - Dan Reeves, 1981-86
Most wins, head coach (regular season) — 56 - Dan Reeves, 1981-86
Most wins, head coach (all games) — 58 - Dan Reeves, 1981-86

Individual Records - Season

Most touchdowns scored — 14 - Sammy Winder
Most games scoring three touchdowns — 2 - Gerald Willhite
Most conversions attempted — 45 - Rich Karlis
Most conversions made — 44 - Rich Karlis
Most consecutive games throwing a touchdown pass — 13 (last 7 games of 1985, first six games of 1986) - John Elway
Most receptions, running back — 64 - Gerald Willhite
Most reception yards, rookie — 738 - Mark Jackson
Most quarterback sacks — 13½ - Rulon Jones
Most quarterback sacks, duo — 23 - Rulon Jones (13½) and Karl Mecklenburg (9½) (tied with Mecklenburg (13) and Jones (10) in 1985)
Most yards interception returns — 179 - Mike Harden
Most interceptions returned for touchdowns — 2 - Mike Harden (tied with Nemiah Wilson in 1967)

Individual Records - Game and Single Play

Most touchdowns scored — 3 - Gerald Willhite vs. Kansas City, 11/16, and vs. Dallas, 10/5 (tied with 9 others)

PLAYER HISTORY

ALL-TIME DRAFT CHOICES

1960 (First selections)—Harry Ball, T, Boston College; Charley Britt, QB, Georgia; Dave Canary, E, Cincinnati; Paul Candro, HB, Boston U.; Bill Carrico, G, N. Texas St.; Larry Clundiff, C, Mich. State; Bernard Darre, T, Tulane; Roger Davis, T, Syracuse; Lonnie Dennis, G, Brig. Young; John Dingsen T-G, Detroit; Maurice Duke, G, Texas; Mike Dowdle, FB, Texas; Wayne Hawkins, T, COP; Gary Huber, C, Miami (O.); Dave Hudson, E, Florida; Claude King, HB, Houston; Don Klochak, FB, N. Carolina; Roger LeClerc, C, Trinity; Dean Look, QB, Mich. State; Bill Mathis, HB, Clemson; Ken McNeece, T-G, San Jose St.; James Monroe, QB, Arkansas; Ray Norton, HB, San Jose St.; Robert Rosbaugh, HB, Miami (Fla.); Mel Semenko, E, Colorado; Lebron Shields, T, Tennessee; Jack Spikes, FB, TCU; Howard Turley, E, Louisville; Jim Walden, QB, Wyoming; Willie West, HB, Oregon; John Willener, G, Oregon; Bob Yates, T, Syracuse; Ken Young, E, Valparaiso; Bob Zimpter, T-G, Bowling Gr.

1960 (Second selections)—Mel Branch, T-G, LSU; Ronnie Cain, E, Kentucky; Jack Campbell, E, Toledo; Tom Chapman, E, Detroit; LaVelle Coleman, HB, West Mich.; Jim Colvin, T-G, Houston; Teddy Foret, T-G, Auburn; Bobby Green, HB, Florida; Jack Hanlon, HB, Penn.; G. Hershberger, T-G, Wichita; Sam Homer, HB, VMI; Bob Hudson, E, Lamar Tech.; Vic Jones, HB, Indiana; Billy Luplow, T-G, Arkansas; George Phelps, HB, Cornell C. Ia.; Tom Roberts, T-G, Georgia Tech; Sam Stenger, C, Denver; Olin Treadway, QB, Iowa; John Wilkins, T-G, So. California; Emmet Wilson, T-G, Georgia Tech.

1961—1, Bob Gaiters, HB, N. Mex. St. 2, Jerry Hill, HB, Wyoming. 3, Chas. Strange, C, LSU. 4, Roland McDole, T, Nebraska. 4a, (NY), Sonny Davis, E, Baylor. 5, Charles Cowan, E, NM H'lds. U. 6, Dale Evans, HB, Kansas State. 7, Pat Patchen, E, Florida. 9, Phil Nugent, QB, Tulane. 10, Chas. Sturgeon, HB, Kentucky. 11, John Simko, E, Augustana. 12, Jerry Miller, E, H. Payne. 13, Ron Greene, G, Wash. St. 14, Bill Cooper, FB, Muskingum. 15, Willie Crafts, G, Texas A&I. 16, Jim Larkin, T, Hillsdale. 17, Chuck Weiss, FB, Colorado. 18, Chick Graning, HB, Georgia Tech. 19, John Hobbs, G, Maryland St. 20, Buck McLeod, T, Baylor. 21, Jim Morgan, HB, Iowa St. Tech. 22, Tom Hackler, E, Tenn. Tech. 23, Tom Jewell, T, Idaho St. 24, E. A. Simms, E, N. Mex. St. 25, Pete Samms, T, Central Okla. 26, Sam Smith, HB, Florence St. 27, Donald Olson, HB, Nebraska. 28, Wayne Lee, G, Colo. St. Col. 29, Archie Cobb, T, Nebraska. 30, Dave Mills, HB, NE Mo. St. Tech.

1962—1, Merlin Olsen, T, Utah St. 2, Jerry Hillebrand, E, Colorado. 3, Charles Holmes, FB, Maryland St. 4, John Furman, QB, Texas Western. 7, John McGeever, HB, Auburn. 8, Elbert Harris, HB, S.E. Louisiana. 9, Larry Jepson, C, Furman. 10, Gale Weidner, QB, Colorado. 11, Mike Kline, G, Oregon St. 13, Bob Cegelski, C, Montana St. 14, Sonny Gibbs, QB, TCU. 15, Bill Loudon, G, Benedict Coll. 16, Gary Ballman, HB, Mich. St. 17, Jerry Tarr, E, Oregon. 18, Pete Schenk, E, Washington St. 20, Mike Martin, E, Washington St. 21, Jim Perkins, T, Colorado. 22, Don Kasso, HB, Oregon St. 23, Ken Tureaud, HB, Michigan. 24, Neil Thomas, G, Hillsdale. 25, Dave Edwards, E, Auburn. 26, Jim Roberts, T, Mississippi. 27, A. Von Sonn, C, UCLA. 28, Paul Holmes, T, Georgia. 29, Lynn Hoyem, C, Long Beach St. 30, Walter Mince, HB, Arizona. 31, Bill Williamson, T, Bakersfield JC. 32, Vester Flanagan, T, Humboldt St. 33, Duane Allen, E, Mt. S.A. Coll. 34, S. Stonebraker, E, Detroit.

1963—1, K. Alexander, HB, UCLA. 2a, (NY), Ray Poage, FB, Texas. 2b, Tom Nomina, T, Miami (O.). 3, Tommy Janik, HB, Texas A&I. 4, Lou Slaby, LB, Pittsburgh. 5, Ray Mansfield, C, Washington. 6, Anton Peters, T, Florida. 7a, (San Diego), M. Slaughter, QB, Louisiana Tech. 7b, Paul Flatley, E, Northwestern. 8a, (Buf.), H. Dixon, FB, Florida A&M. 8b, John Griffin, HB, Memphis St. 9, Marv Fleming, E, Utah. 10a, Lonnie Sanders, HB, Michigan St. 10b, (Hous.), Pat Richter, E, Wisconsin. 11, Billy Joe, FB, Villanova. 12, John Gamble, E, U. of Pacific. 13, James Maples, C, Baylor. 15, W. Freeman, E, North Texas. 16, Davd Crossan, G, Maryland. 17, Bob Paremora, HB, Florida A&M. 18, Charles Mitchell, HB, Washington. 19a, Frank Baker, FB, Toledo. 19b, (Dallas), Bruce Starling, HB, Florida. 20, Dan Grimm, G, Colorado. 21, Ross Nolan, E, NE Louisiana. 22, Dave Mathiesen, QB, Washington St. 23, Billy Moaty, HB, Arkansas. 24, C. B. Simons, LB, Stanford. 25, Forest Farmer, LB, Purdue. 26, Monte Day, T, Fresno St. 27, John Sellers, T, Bakersfield JC. 28, Bill Reddell, HB, Occidental. 29, Kern Carson, HB, San Diego St.

1964—1, Bob Brown, T, Nebraska. 3, Marv Woodson, DB, Indiana. 3a, Matt Snorton, DE-E, Michigan St. 6, Don Shackelford, T, Pacific. 6a, Al Denson, FL, Florida A&M. 7, Ray Kubala, C-T, Texas A&M. 7a, Jerry

Richardson, LB, W. Texas St. 8, W. Hilgenberg, G-LB, Iowa. 9, John Mims, T, Rice. 12, Paul Krause, DB, Iowa. 13, Charley Parker, G, So. Mississippi. 14, Bob Hayes, HB, Florida A&M. 15, Chuck Logan, E, Northwestern. 16, Bob Cherry, E, Wittenburg. 17, J. McNaughton, E, Utah St. 18, George Mira, QB, Miami. 19, Odell Barry, FL, Findlay. 21, Dick Herzing, T, Drake. 22, Gary Lewis, HB, Arizona St. 23, Ken Brusvan, T, Oregon St. 24, Mickey Blitsko, LB, Dayton. 25, Jim Jones, E, Wisconsin. 26, Bob Berry, QB, Oregon.

1965—2, Dick Butkus, LB, Illinois. 3, Glen Ressler, C, Penn St. 4, Geo. Donnelly, DB, Illinois. 5a, Bob Breitenstein, T, Tulsa. 5b, Max Leetzow, DT, Idaho. 6, Tom Wilhelm, T, Syracuse. 7, Jim Garcia, DE, Purdue. 8, John Holman, G, Wisconsin. 9, Gary Bussell, DB, Georgia Tech. 10, Gene Jeter, LB, AM&N. 11, Tom Vaughan, HB, Iowa St. 12, Tom Myers, QB, Northwestern. 13, Mike Strofalino, LB, Villanova. 14, John Frick, G, Ohio U. 15, Jeff Jordan, DB, Tulsa. 16, Brian Schweda, T, Kansas. 18, Larry Dupree, HB, Florida. 19, R. Oelschlager, HB, Kansas. 20, Terry Metchner, G, Albion.

1966—1, Jerry Shay, T, Purdue. 2, Freeman White, E, Nebraska. 3, Bob Hadrick, E, Purdue. 4, Randy Johnson, QB, Texas A&I. 5, Billy Clay, DB, Mississippi. 6, James Fulgham, T, Minnesota. 7, Jerry Jone, G, Bowling Green. 7a, (Buf.), Scotty Glacken, QB, Duke. 8, Goldie Sellers, DB, Grambling. 9, Ron Sbranti, LB, Utah St. 10, Larry Cox, T, Abilene CC. 11, James Burns, G, Northwestern. 13, Eric Crabtree, DB, Pittsburgh. 14, Fred Forsberg, DT, Washington. 15, Mike Ringer, DB, Oklahoma. 16, Frank Rogers, K, Colorado. 17, Gary Eickman, DE, Illinois. 18, Tom Talaga, T, Notre Dame. 19, Tom Coughlin, DE, Miami. 20, Cliff Hysell, T, Montana St.

1967—1, Floyd Little, HB, Syracuse. 2, Thomas Beer, TE, Houston. 3a, Mike Current, T, Ohio State. 3b, Geo. Goeddeke, C, Notre Dame. 4, C. Cunningham, DE, Houston. 5a, Fran Lynch, FB, Hofstra. 5b, John Huard, LB, Maine. 6, Neal Sweeney, E, Tulsa. 7, Frank Richter, G, Georgia. 8, Tom Cassese, E, C. W. Post. 9, James Summers, DB, Michigan St. 10, Paul Krause, QB, Dubuque. 11, Lou Andrus, DE, Brigham Young. 13, Dennis Furjanic, DE, Houston. 14, Tom Francisco, HB, Virginia Tech. 15, Donald Smith, G, Florida A&M. 16, Jack Lentz, QB, Holy Cross. 17, W. Valley, Jr., T, Oregon St.

1968—2, Curley Culp, DE, Arizona St. 3a, Garrett Ford, RB, West Virginia. 3b, (K.C.), Robert Vaughan, T, Mississippi. 4b, (Miami), Gordon Lambert, LB, Tenn. Martin. 4c, (K.C.), Drake Garrett, DB, Michigan St. 4d, (Cincy), Gus Holloman, DB, Houston. 8, Steve Holloway, DB, Weber St. 9, Paul Smith, LB, New Mexico. 10, Bob Langford, T, Middle Tenn. 12, Robert Hendrix, T, Mississippi. 13, Charles Greer, DB, Colorado. 14, Marlin Briscoe, RB, Omaha. 15, Jeff Kuhman, LB, Vermont. 16, Adin Brown, LB, William & Mary. 17, Steve Grady, RB, So. California.

1969—2, Grady Cavness, DB, Texas-El Paso. 3, Bill Thompson, DB, Maryland St. 4a, Mike Schnitker, LB, Colorado (From Boston thru K.C.). 4b, Edward Hayes, DB, Morgan St. 5, Frank Quayle, RB, Virginia. 6a, (Buf.), Wandy Williams, RB, Hofstra. 6b, Mike Coleman, RB, Tampa. 7, Al Giffin, TE, Auburn. 9, Henry Jones, RB, Grambling. 10, Jim Smith, DB, Utah St. 11, Alan Pastrana, QB, Maryland. 12, Wes Plummer, DB, Arizona St. 13, John Sias, SE, Georgia Tech. 14, Gary Crane, LB, Arkansas St. 15, Errol Kahoun, G, Miami (O.). 16, Billy Woods, DB, No. Texas St. 17, Buster O'Brien, QB, Richmond.

1970—1, Bob Anderson, RB, Colorado. 2, Alden Roche, DE, Southern. 3, John Kohler, T, South Dakota. 4, Jerry Hendren, WR, Idaho. 5, Bill McKoy, LB, Purdue. 6, John Mosier, TE, Kansas. 7, R. Montgomery, CB, Weber St. 8, (KC), L. Porter, RB, Southern. 9, D. Washington, LB, Alcorn A&M. 10, M. Fullerton, DT, Tuskegee Inst. 11, Cleve Bryant, DB, Ohio University. 12, Greg Jones, RB, Wisconsin St. 13, Jim McKoy, CB, Parsons College. 14, Jeff Slipp, LB, Brigham Young. 15, Maher Barakat, K, So. Dakota Tech. 16, Bob Stewart, QB, Northern Ariz. 17, Frank Kalfoss, K, Montana St.

1971—1, M. Montgomery, OT, So. California. 2, Dwight Harrison, WR, Texas A&I. 4a, Lyle Alzado, DE, Yankton Col. 4b, C. Johnson, CB, Alcorn A&M. 6, Howard Phillips, C, Michigan St. 7, Doug Adams, CB, Ohio St. 8, Tom Beard, LB, Michigan St. 9, John Handy, LB, Purdue. 10, Carlis Harris, WR, Idaho St. 11, Roger Roitsch, DT, Rice. 12, Floyd Franks, WR, Mississippi. 13, Craig Blackford, QB, Evansville. 14, Tommy Lyons, C, Georgia. 15, Lawrence James, RB, Norfolk St. 16, Steve Thompson, DT, Minnesota. 17, Jack Simcsak, P-K, Virginia Tech.

1972—1, Riley Odoms, TE, Houston. 3, Bill Phillips, LB, Arkansas St. 4, (Minn.), Tom Graham, LB, Oregon. 5, (Phila.), Jim Krieg, WR, Washington. 8, Ronnie Estay, LB, LSU. 9, Floyd Priestner, DB, Boston U. 10, Richard Wilkins, DE, Maryland St. 11, Larry Brunson, WR, Colorado. 12, R. McDougall, DB, Weber St. 13, Bob Warner, RB, Bloomsburg St. 14, Jerome Kundich, G, UTEP. 15, Skip Parmenter, DT, Massachusetts. 16, Tom Bougus, RB, Boston College. 17, Lou Harris, RB, Southern California.

1973—1, Otis Armstrong, RB, Purdue. 2, Barney Chavous, DE, S. Carolina St. 3a, Paul Howard, OG, Brigham Young. 3b, John Wood, DT, LSU. 4, Tom Jackson, LB, Louisville. 5, Charles McTorry, DB, Tennessee St. 7a, Mike Askea, OT, Stanford. 7b, John Grant, DE, So. California. 9, Lyle Blackwood, DB, Texas Christian. 10, Al Marshall, WR, Boise State. 11, Elton Brown, DT, Utah State. 12, Jim O'Malley, LB, Notre Dame. 13a, Ed Smith, DE, Colorado Col. 13b, Ed White, RB, Tulsa. 14, John Hufnagel, QB, Penn State. 15, Calvin Jones, DB, Washington. 16a, Oliver Ross, RB, Alabama A&M. 16b, Ken Muhlbeier, C, Idaho State. 17, Kenneth Morgan, TE, Elon College.

1974—1, Randy Gradishar, LB, Ohio State. 2, Carl Wafer, DT, Tenn. State. 3, Claudie Minor, T, San Diego St. 4, Ozell Collier, CB, Colorado. 6a, John Winesberry, WR, Stanford. 10, Charlie Johnson, CB, Southern. 11, Steve Buchanan, RB, Holy Cross. 12, Larry Cameron, LB, Alcorn A&M. 13, John Clerkley, DT, Fort Valley St. 14, Rich Marks, DS, No. Illinois. 15, Piel Pennington, QB, U. of Mass. 16, Darrell Austin, T, So. Carolina. 17, Boyd Brown, TE, Alcorn A&M.

1975—1, Louis Wright, CB, San Jose St. 2, Charlie Smith, DE, N. Carolina Cen. 3a, (N.Y.G.), Mike Franchkowiak, QB-KS, Central Mich. 3b, Drew Mahalic, LB, Notre Dame. 4a, (KC) Steve Taylor, DB, Georgia. 4b, Rick Upchurch, WR-Spec., Minnesota. 5a, Stan Rogers, T, Maryland. 5b, Rubin Carter, DT, Miami (Fla.). 8, Steve Foley, S-QB, Tulane. 9, Russell Williams, DB, Arizona. 10, (KC), Hank Englehardt, C, Pacific. 10, Steve Haggerty, WR, Nev.-Las Vegas. 12, Harry Walters, LB, Maryland. 13, Eric Penick, RB, Notre Dame. 14, Jerry Arnold, G, Oklahoma. 15, Ken Shelton, TE, Virginia. 16, Bubba Bridges, DT, Colorado. 17, Lester Sherman, Ret. Spec., Albany St.

1976—1, Tom Glassic, G, Virginia. 2, Kurt Knoff, S, Kansas. 4, Craig Penrose, QB, San Diego St. 5, Lonnie Perrin, RB, Illinois. 8, James Betterson, RB, North Carolina. 9a, Jim Czirr, C, Michigan. 9b, (St. Louis), Jim Lisko, LB, Arkansas St. 10, Art Gilliam, DE, Grambling. 11, Greg Pittman, LB, Iowa St. 12, Randy Moore, DT, Arizona St. 13, Donnie McGraw, CB, Houston. 14, Larry Evans, LB, Mississippi Col. 15, Wilbur Summers, KS, Louisville. 16, John Huddleston, LB, Utah. 17, Randy Cozens, LB, Pittsburgh.

1977—1, Steve Schindler, G, Boston College. 2, Rob Lytle, RB, Michigan. 4, Bill Bryan, C, Duke. 7, Larry Swider, P, Pittsburgh. 8, Calvin Culliver, RB, Alabama. 9, Charles Jackson, NT, Washington. 10, Orna Middlebrook, WR, Arkansas state. 11, Phil Heck, LB, California. 12, Scott Levenhagen, TE, Western Illinois.

1978—1, Don Latimer, DT, Miami (Fla.). 2, Bill Gay, TE, USC. 8, Frank Smith, OT, Alabama A&M. 10, Vince Kinney, WR, Maryland. 11, Lacy Brumley, OT, Clemson.

1979—1, Kelvin Clark, T, Nebraska. 3, Bruce Radford, DE, Grambling. 4, Charles Jefferson, DB, McNeese State. 5, Rick Leach, QB, Michigan. 6, Jeff McIntyre, LB, Arizona State. 7, Luke Prestridge, P, Baylor. 9, Charley Taylor, WR, Rice. 11, Zachary Dixon, RB, Temple. 12, David Jacobs, K, Syracuse.

1980—2, Rulon Jones, DE, Utah State. 3, Larry Carter, DB, Kentucky. 4, Rick Parros, RB, Utah State. 5a, Mike Harden, S, Michigan. 5b, Laval Short, NT, Colorado. 6, Keith Bishop, G, Baylor. 7, John Havekost, G, Nebraska. 8, Don Coleman, WR, Oregon. 9, Greg Bracelin, LB, California. 10, Virgil Seay, Ret. Spec., Troy State. 11, Phil Farris, WR, North Carolina.

1981—1, Dennis Smith, S, Southern California. 2, Clay Brown, TE, Brigham Young. 4, Mark Herrmann, QB, Purdue. 5, Ken Lanier, T, Florida State. 6, Alvin Lewis, RB, Colorado State. 7, Steve Busick, LB, Southern California. 9, Rusty Olsen, DE, Washington. 11, Pat Walker, WR, Miami (Fla.). 12a, John Hankerd, LB, Notre Dame. 12b, Mandel Robinson, RB, Wyoming.

1982—1, Gerald Willhite, RB, San Jose State. 2, Orlando McDaniel, WR, Louisiana State. 4, Dan Plater, WR, Brigham Young. 5, Sammy Winder, RB, Southern Mississippi. 7, Alvin Ruben, DE, Houston. 9, Keith Uecker, T, Auburn. 10, Ken Woodard, LB, Tuskegee Institute. 11, Stuart Yatsko, G, Oregon. 12, Brian Clark, G, Clemson.

1983—1, Chris Hinton, G, Northwestern. 2, Mark Cooper, T, Miami (Fla.). 3, Clinton Sampson, WR, San Diego State. 5a, Weedy Harris, LB, Houston. 5b, Bruce Baldwin, CB, Harding. 6, Victor Hefflin, CB, Delaware State. 7, Myron Dupree, CB, North Carolina Central. 8, Gary Kubiak, QB, Texas A&M. 9, Brian Hawkins, CB, San Jose State. 10, Walt Bowyer, DE, Arizona State. 11, Don Bailey, C, Miami (Fla.). 12, Karl Mecklenburg, NT/DE, Minnesota.

1984—2, Andre Townsend, NT/DE, Mississippi. 3, Tony Lilly, S, Florida. 4, Randy Robbins, CB, Arizona. 6, Aaron Smith, LB, Utah State. 7, Clarence Kay, TE, Georgia. 8a, Winford Hood, G, Georgia. 8b, Scott Garnett, NT, Washington. 9, Chris Brewer, RB, Arizona. 10, Bobby Micho, TE, Texas. 11, Gene Lang, RB, Louisiana State. 12, Murray Jarman, WR, Clemson.

1984 Supplemental Draft—1, Freddie Gilbert, DE, Georgia. 2, Richard Massey, WR, Kentucky. 3, Reggie Smith, T, Kansas.

1985—1, Steve Sewell, RB, Oklahoma. 2a, Vance Johnson, WR, Arizona. 2b, Simon Fletcher, DE, Houston. 4, Keli McGregor, TE, Colorado State. 5, Billy Hinson, G, Florida. 7, Dallas Cameron, NT, Miami (Fla.). 8, Eric Riley, CB, Florida State. 9, Daryl Smith, CB, North Alabama. 10a, Buddy Funck, QB, New Mexico. 10b, Ron Anderson, LB, Southern Methodist. 11, Gary Rolle, WR, Florida. 12, Dan Lynch, G, Washington State.

1986—4, Jim Juriga, G, Illinois. 5, Tony Colorito, NT, Southern California. 6a, Orson Mobley, TE, Salem College (W.V.). 6b, Mark Jackson, WR, Purdue. 7, Ray Phillips, LB, North Carolina State. 8, Bruce Klostermann, LB, South Dakota State. 9, Joe Thomas, WR, Mississippi Valley State. 10, Victor Hall, TE, Jackson State. 11, Thomas Dendy, RB, South Carolina.

1987—1, Ricky Nattiel, WR, Florida. 3, Michael Brooks, LB, Louisiana State. 4, Marc Munford, LB, Nebraska. 5, Warren Marshall, RB, James Madison. 7, Wilbur Strozier, TE, Georgia. 8, Dan Morgan, G, Penn State. 9, Bruce Plummer, CB, Mississippi State. 10, Rafe Wilkinson, LB, Richmond. 11a, Steve Roberts, DE, Washington. 11b, Tommy Neal, RB, Maryland. 12, Tyrone Braxton, CB, North Dakota State.

MAJOR TRADES

1986

Obtained 11th-1987 and undisclosed future draft choice from Los Angeles Rams in exchange for LB Steve Busick.

Obtained CB Mark Haynes from the New York Giants in exchange for 2nd-1986 and 6th-1986 (obtained from Tampa Bay), and 2nd-1987.

1985

Obtained TE Mike Barber from Los Angeles Rams in exchange for 12th-1986.

Obtained 2nd-1985 (V. Johnson) from Houston in exchange for 2nd-1985 (obtained from Tampa Bay) and 5th-1985.

Obtained 6th-1986 (Mobley) from Green Bay in exchange for QB Scott Brunner.

1984

Obtained 6th-1986 from Tampa Bay in exchange for DE Brison Manor. Obtained rights to LB Ricky Hunley from Cincinnati for 1st and 3rd-1986, and 5th-1987.

Obtained WR Butch Johnson from Houston in exchange for 3rd-1985.

Obtained WR Dave Logan from Cleveland in exchange for 4th-1984.

Obtained QB Scott Brunner from New York Giants in exchange for 4th-1984.

Obtained 4th-1984 (Robbins) and conditional undisclosed future draft choice (2nd-1985) from Tampa Bay in exchange for QB Steve DeBerg.

Obtained TE Eason Ramson from San Francisco in exchange for 5th-1984.

Obtained LB Stan Blinka from New York Jets in exchange for 6th-1985.

1983

Obtained 5th-1985 (Hinson) from Miami in exchange for LB Larry Evans.

Obtained 8th-1984 (Hood) from Green Bay in exchange for DE Greg Boyd.

Obtained rights to QB John Elway from Baltimore for 1st-1983 (Chris Hinton), 1st-1984, and QB Mark Herrmann.

1982

Obtained 4th-1984 from New Orleans in exchange for T Kelvin Clark.

Obtained S J. T. Thomas from Pittsburgh in exchange for 8th-1983.

Obtained linebacker Robert L. Jackson from Cleveland for 6th-1982.

Obtained 4th-1982 (Plater) from Buffalo Bills in exchange for switching positions in first round of 1982 draft.

1981

Obtained QB Steve DeBerg from San Francisco for 4th-1983.

Obtained WR Wade Manning from Buffalo for 8th-1982.

Obtained future undisclosed draft choice from New Orleans for LB Rob Nairne.

Obtained RB Tony Reed from Kansas City for 3rd-1981 and 4th-1982.

1980

Obtained WR Emery Moorehead from New York Giants for 8th-1981.
Obtained RB Don Hardeman from Baltimore for 12th-1980.
Obtained CB Perry Smith from St. Louis for 8th-1980 and 10th-1981.
Obtained RB Lawrence McCutcheon from Los Angeles for 3rd-1982.
Obtained QB Matt Robinson from New York Jets for 1st-1980, 2nd-1980,
and QB Craig Penrose.

1979

Obtained 8th-1980 (Coleman) from Baltimore for P Bucky Dilts.
Obtained 2nd-1980 (Jones) and 5th-1980 (Short) and 3rd-1981 (traded to
Kansas City) for DE Lyle Alzado.

1978

Obtained OT Tom Neville from New England for 10th-1979.
Obtained DB Charlie West and 6th-1979 (McIntyre) for TE Bill Gay.
Obtained future undisclosed draft choice from Detroit for center Mike
Montler.

1977

Obtained RB Jim Jensen from Dallas for 6th-1979.
Obtained OT Andy Maurer from San Francisco for 9th-1978.
Obtained C Mike Montler from Buffalo for 2nd-1979.
Obtained DB Bernard Jackson from Cincinnati for 3rd-1978 and 7th-1978.
Obtained QB Craig Morton from the New York Giants for QB Steve Ramsey
and 5th-1978.

1976

Obtained LB Godwin Turk from New York Jets for 5th-1977.
Obtained OT Bill Bain from Green Bay for 3rd-1977.
Obtained 9th-1976 (Likso) from St. Louis for DB Jeff Severson.

1975

Obtained DB Jeff Severson from Houston for 7th-1976.
Obtained past considerations from Kansas City for TE Billy Masters.
Obtained C Phil Olsen from Los Angeles for WR Otto Stowe and 3rd-1976
and 6th-1977.
Obtained DB Clarence Ellis from Atlanta for DB Charles Greer, WR Jerry
Simmons and 6th-1976.
Obtained DT Greg Marx and 5th-1975 (Rogers) from Atlanta for OG Larron
Jackson.

1974

Obtained 4th-1975 (Taylor) from Kansas City for LB Tom Graham.
Obtained 10th-1975 (Englehardt) from Kansas City for OT Tom Drougas.
Obtained 3rd-1975 (Franckowiak) from New York Giants for RB Joe
Dawkins.
Obtained RB Jon Keyworth from Washington for 6th-1975 and 11th-1975.
Obtained DB John Rowser from Pittsburgh for 6th-1974 and 9th-1974.

1973

Obtained LB Ray May from Baltimore for 3rd-1974 and 8th-1974.
Obtained DB Dale Hackbart from St. Louis for 10th-1974.
Obtained LB Bill Laskey from Baltimore for 7th-1974.
Obtained WR Gene Washington from Minnesota for WR Rod Sherman and
5th-1974.

1972

Obtained 3rd-1974 (Minor) and 6th-1974 (traded to Pittsburgh) from
Cleveland for QB Don Horn.
Obtained WR Haven Moses from Buffalo for WR Dwight Harrison.
Obtained 3rd-1973 (Howard) from Cleveland for DE Rich Jackson.
Obtained C Bobby Maples from Pittsburgh for 6th-1973.
Obtained OT Rick Sharp from Pittsburgh for 8th-1973.
Obtained DE-OT Lloyd Voss from Pittsburgh for 5th-1973.
Obtained QB Charley Johnson from Houston for 3rd-1973.
Obtained RB Eddie Ray and 3rd-1973 (Wood) from San Diego for DT Dave
Costa.
Obtained 7th-1973 (Grant) from Baltimore for TE John Mosier.
Obtained LB Al Andrews from Buffalo for LB Dave Washington.
Obtained 5th-1973 (traded to Pittsburgh) from New Orleans for LB John
Huard.

1971

Obtained RB Joe Dawkins from Houston for RB Dickie Post.
Obtained OG Larron Jackson and 5th-1972 from Houston for DB Cleophus
Johnson.
Obtained LB Olen Underwood from Houston for OG Bob Young.
Obtained 5th-1972 (Krieg) from Philadelphia for QB Pete Liske.
Obtained RB Dickie Post from San Diego for 2nd-1972.
Obtained QB Steve Ramsey from New Orleans for 4th-1972.
Obtained OT Roger Shoals from Detroit for LB Carl Cunningham.
Obtained QB John Stofa from Miami for 7th-1972.
Obtained DB Butch Byrd from Buffalo for 5th-1972.
Obtained DB Leroy Mitchell from Houston for DB John Charles.
Obtained DB John Charles and 4th-1972 (Graham from Minnesota for WR
Al Denson.
Obtained QB Don Horn from Green Bay for DE Alden Roche and exchange
of first round positions in 1972 draft.
Obtained K Jim Turner from New York Jets for K Bobby Howfield.

1970

Obtained DB Cornell Gordon from New York Jets for DB Gus Hollomon.
Obtained TE Jim Whalen from Boston for TE Tom Beer.
Obtained DB Paul Martha from Pittsburgh for C Walter Highsmith and OT
Wallace Dickey.
Obtained RB Booker Edgerson from Buffalo for 5th-1972.
Obtained FB Willis Crenshaw from St. Louis for 3rd-1971.
Obtained TE Billy Masters from Buffalo for 5th-1971.
Obtained 8th-1971 (Beard) from Houston for RB Tom Smiley.
Obtained 4th-1971 (Alzado) from Boston for K Charlie Gogolak.

1969

Obtained RB Tom Smiley from Cincinnati for WR Eric Crabtree.
Obtained OT Walt Barnes from Kansas City for 8th-1970.

1968

Obtained a future draft choice from the New York Jets for DB Nemiah Wilson,
later cancelled when Wilson was cut by the Jets.
Obtained 4th-1969 (Schnitker) from Kansas City for DT Curley Culp.
Obtained 3rd-1968 (Vaughan) from Kansas City for DB Goldie Sellers.
Obtained 4th-1968 from Kansas City for RB Wendell Hayes.
Obtained 6th-1969 (Williams) from Buffalo for RB Charlie Mitchell.

1967

Obtained QB Steve Tensi for 1st-1968 and 1st-1969.
Obtained OG Dick Tyson, LB Ray Scmautz, DE Rich Jackson from
Oakland for WR Lionel Taylor and C Jerry Sturm.
Obtained RB Cookie Gilchrist, QB George Wilson, OG Ernie Park, and DE
Earl Faison from Miami for DE Dan LaRose, LB Jerry Hopkins RB Abner
Haynes, and 6th-1968.
Obtained WR Bill Cronin from Miami for DT Ray Jacobs.
Obtained DT Dave Costa from Buffalo for 4th-1968.
Obtained DT Rex Mirich and draft choice from Oakland for DB Willie
Brown and QB Mickey Slaughter.

1966

Obtained 3rd-1967 (Current) and 5th-1967 (Lynch) from Miami for RB Cookie Gilchrist.

Obtained LB Archie Matsos from Oakland for RB Hewritt Dixon.

1965

Obtained RB Cookie Gilchrist from Buffalo for RB Billy Joe.

Obtained RB Abner Haynes from Kansas City for LB Jim Fraser.

1964

Obtained DT Stan Fanning and draft choice from Oakland for RB Gene Mingo.

Obtained QB Jacky Lee for two years use from Houston for 1st-1965 and DT Bud McFadin.

Obtained LB Marv Matuszak and DB Billy Atkins from Buffalo for C Walt Cudzik.

Obtained DT-K Dick Guesman, DE Ed Cooke, DT Charlie Janerette, OG Sid Fournet and LB Jim Price from New York Jets for DB Bob Zeman, LB Wahoo McDaniel, WR Gene Prebola and DT Gordy Holz.

1962

Obtained RB Bo Dickinson from Dallas for OB Carl Larpenter.

Obtained HB Bob Scarpitto, DB Bob Zeman and OE Luther Hayes from San Diego for cash.

1960

Obtained DB Goose Gonsoulin from Dallas for FB Jack Spikes.

EQUALIZATION, EXPANSION DRAFTS

1976—Expansion Draft: Broncos lost OT Mike Current and DT Bubba Bridges to Tampa Bay and DB Steve Taylor to Seattle.

1968—Expansion Draft: Broncos lost RB Cookie Gilchrist, OG Pat Matson, LB Henry Sorrell, RB Mike Kellogg and DB Lonnie Wright to Cincinnati.

1966—Expansion Draft: Broncos lost LB Tom Erlandson, DE Ed Cooke, OG Tommy Nomina and DB John McGeever to Miami.

1962—AFL Equalization Draft: Broncos obtain OG John Denvir from San Diego, OE Jerry Richardson from San Diego, QB Richie Lucas from Buffalo, DT Ike Lassiter from Dallas and HB Charles Bolden from Houston.

ALL-TIME ROSTER

Bob Adams	TE	Pacific	1975
Kenneth M. Adamson	G	Notre Dame	1960-62
Steve Alexakos	G	San Jose State	1970
Ray Alexander	WR	Florida A&M	1984
Ted Alfien	RB	Springfield College	1969
Elihu (Buddy) Allen	HB	Utah State	1961
Donald R. Allen	FB	Texas	1960
Henry Allison	T	San Diego State	1977
Vaughn S. (Buddy) Alliston	LB	Mississippi	1960
Lyle Alzado	DE	Yankton College	1971-78
David R. Ames	HB	Richmond	1961
Robert Anderson	HB	Colorado	1970-73
Lou Andrus	LB	Brigham Young	1967
Otis Armstrong	RB	Purdue	1973-80
LeFrancis Arnold	G-C	Oregon	1974
Mike Askea	T	Stanford	1973
Billy Atkins	DB	Auburn	1964
Frank Atkinson	DE	Stanford	1964
George Atkinson	S	Morris Brown	1979
Jay Backman	C	Cincinnati	1968-71
Bill Bain	T	So. California	1976, 1978
Jerry Baker	T	Tulane	1983
Mike Barber	TE	Louisiana Tech	1985
Ernie Barnes	G	No. Carolina Col.	1963-64
Walter Barnes	DE	Nebraska	1969-71
Dean Barnett	TE	Nevada (L.V.)	1983
Odell Barry	HB	Findlay	1964-65
James Barton	C	Marshall	1961-62
Rick Baska	LB	UCLA	1976-77
Norman Bass	DB	Pacific	1964
Tom Beer	TE	Houston	1967-69
Dave Behrman	C	Michigan State	1967
Henry Bell	HB	No college	1960
Ken Bell	RB	Boston College	1986
Frank Bernardi	DB	Colorado	1960
Lee Bernet	T	Wisconsin	1965-66
Keith Bishop	C-G	Baylor	1980, 1982-86
Tony Boddie	RB	Montana State	1986
Gordon Bowdell	WR	Michigan State	1971
Walt Bowyer	DE	Arizona St.	1983-84
Greg Boyd	DE	San Diego State	1980-82
Greg Bracelin	LB	California	1980
Phil Brady	S	Brigham Young	1969
John Bramlett	LB	Memphis State	1965-66
Don Breaux	QB	McNeese State	1963
Bob Breitenstein	T	Tulsa	1965-67
Chris Brewer	RB	Arizona	1984
Marlin Briscoe	QB	Omaha	1968
John W. (Red) Brodnax	FB	Louisiana State	1960
Boyd Brown	TE	Alcorn A&M	1974-76
Clay Brown	TE	Brigham Young	1983
Hardy Brown	LB	Tulsa	1960
Ken Brown	C	New Mexico	1979
Willie Brown	DB	Grambling	1963-66
Sam Brunelli	G	Colorado St. Col.	1966-71
Larry Brunson	WR	Colorado	1980
Bill Bryan	C	Duke	1977-86
Tom Buckman	TE	Texas A&M	1969
Fred Bukaty	FB	Kansas	1961
Bobby Burnett	RB	Arkansas	1969
George Burrell	S	Pennsylvania	1969
Steve Busick	LB	Southern California	1981-85
Gerry Bussell	DB	Georgia Tech	1965
Bill Butler	LB	San Fernando Valley	1970
George (Butch) Byrd	DB	Boston University	1971
Carter Campbell	DE	Weber State	1971
Larry Canada	FB	Wisconsin	1978-79, 1981
Albert R. Carmichael	HB	So. California	1960-61
Paul Carmichael	HB	El Camino JC	1965
Don Carothers	E	Bradley	1960
Kenneth L. Carpenter	E	Oregon State	1960
Rubin Carter	DT	Miami (Fla.)	1975-86
Tim Casey	LB	Oregon	1969
John E. Cash	E	Allen	1961-62
Sam Cassese	DB	C. W. Post	1967
Grady Cavness	CB	Texas-El Paso	1969

ALL-TIME ROSTER (Continued)

Barney Chavous	DE	So. Carolina State	1973-85
Max Chobolan	QB	San Fernando State	1966
Tom Cichowski	T	Maryland	1968-69
Ralph Cindrich	LB	Pittsburgh	1974
Brian Clark	T	Clemson	1982
Kelvin Clark	T	Nebraska	1979-81
Don Coffey	E	Memphis State	1963
Steve Coleman	DE	Delaware State	1974
Tony Colorito	NT	Southern California	1986
Darren Comeaux	LB	Arizona State	1982-86
Ed Cooke	DE	Maryland	1964-65
Mark Cooper	G/T	Miami (Fla.)	1983-86
Dave Costa	DT	Utah	1967-71
Bill Cottrell	G	Delaware Valley	1972
Larry Cox	DT	Abilene Christian	1966-68
Eric Crabtree	FL	Pittsburgh	1966-68
Gary Crane	LB	Arkansas State	1969
Willis Crenshaw	FB	Kansas State	1970
Ken Criter	LB	Wisconsin	1969-74
Ed Cummings	LB	Stanford	1965
Carl Cunningham	LB	Houston	1967-70
Mike Current	T	Ohio State	1967-75
Eldon V. Danenhauer	T	Pittsburg (Kan.)	1960-65
William A. Danenhauer	E	Emporia College	1960
Dick Davis	RB	Nebraska	1970
Jack T. Davis	T	Arizona	1960
Marvin Davis	DT	Wichita State	1966
Joe Dawkins	RB	Wisconsin	1971-73
Albert E. Day	T	Eastern Michigan	1960
Steve DeBerg	QB	San Jose State	1981-83
Rick Dennison	LB	Colorado State	1982-86
Al Denson	FL	Florida A&M	1964-70
John Denvir	G	Colorado	1962
Wallace Dickey	T	S.W. Texas State	1968-69
Richard L. (Bo) Dickinson	FB	So. Mississippi	1962-63
Doug (Bucky) Dilts	P	Georgia	1977-78
Hewritt Dixon	FB-TE	Florida A&M	1963-65
Zachary Dixon	RB	Temple	1979
Joe DiVito	QB	Boston College	1968
Jack Dolbin	WR	Wake Forest	1975-79
Tom Dommres	DT	Wisconsin	1971-72
Richard A. (Skip) Doyle	HB	Ohio State	1960
Tom Drougas	T	Oregon	1974
Rick Duncan	K	Eastern Montana	1967
Myron Dupree	CB	N.C. Central	1983
Pete Duranko	DE	Notre Dame	1967-70, 72-74
Booker Edgersen	CB	Western Illinois	1970
Ron Egloff	TE	Wisconsin	1977-83
Jim Elfrid	LB	Colorado State	1961
John Elway	QB	Stanford	1983-86
John Embree	WR	Compton JC	1969-70
George Hunter Enis	QB	Texas Christian	1962
John P. Epperson	E	Adams State	1960
Thomas D. Erlandson	LB	Washington State	1962-65
Mike Ernst	QB	Cal-Fullerton	1972
Terry Erwin	HB	Boston College	1968
Jay Dale Evans	HB	Kansas City	1961
Larry Evans	LB	Mississippi College	1976-82
Stan Fanning	DE	Idaho	1964
Miller Farr	DB	Wichita State	1965
Billy Ray Fletcher	E	Memphis State	1966
Simon Fletcher	DE	Houston	1985-86
Steve Foley	DB	Tulane	1976-86
Garrett Ford	FB	West Virginia	1968
Fred Forsberg	LB	Washington	1968, 70-73
Jason Franci	E	Santa Barbara	1966
Mike Franczowiak	RB	Central Michigan	1975-76
James G. Fraser	LB-P	Wisconsin	1962-64
Al Frazier	HB	Florida A&M	1961-63
Mike Freeman	G	Arizona	1984, 1986
George Gaiser	T	Southern Methodist	1968
Bob Gaiters	HB	New Mexico State	1963
Scott Garnett	NT	Washington	1984
Drake Garrett	DB	Michigan State	1968-70
Charles E. Gavin	DE	Tennessee State	1960-63
Bob Geddes	LB	UCLA	1972

ALL-TIME ROSTER (Continued)

Jack Gehrke	WR	Utah	1971
Freddie Gilbert	DE	Georgia	1986
Cookie Gilchrist	FB	No college	1965, 1967
Scotty Glacken	QB	Duke	1966-67
Glenn Glass	DB	Tennessee	1966
Tom Glassic	G	Virginia	1976-83
George Goeddeke	G	Notre Dame	1967-72
Austin (Goose) Gonsoulin	DB	Baylor	1960-66
John Gonzaga	G	No college	1966
Brian Goodman	G	UCLA	1975
Harvey Goodman	G	Colorado	1976
Cornell Gordon	CB	No. Carolina A&T	1970-72
Randy Gradishar	LB	Ohio State	1974-83
Tom Graham	LB	Oregon	1972-74
John Grant	DT-DE	So. California	1973-79
Marsharne Graves	T	Arizona	1984
Charles Greer	DB	Colorado	1968-74
James D. Greer	E	Elizabeth, N.C. State	1960
John Griffin	HB	Memphis State	1964-66
Bill Groman	HB-E	Heidelberg	1963
Dick Guesman	T-K	West Virginia	1964
Donald Gulseth	LB	North Dakota	1966
Melwood N. (Buzz) Guy	G	Duke	1961-62
Dale Hackbart	S	Wisconsin	1973
Joey Hackett	TE	Elon College	1986
Mike Haffner	E	UCLA	1968-70
Steve Haggerty	DB	Colorado	1975
Wayne Hammond	DT	Montana State	1976
Billy Hardee	DB	Virginia Tech	1976
Mike Harden	CB/S	Michigan	1980-86
Tony Harris	WR	Toledo	1972
Dwight Harrison	WR	Texas A&I	1971-72
Maurice Harvey	DB	Ball State	1978, 1980
Johnny Ray Hatley	T	Sul Ross State	1960
Arthur A. Hauser	T	Xavier	1961
Wendell Hayes	HB	Humboldt State	1965-67
Abner Haynes	HB	North Texas State	1965-66
Mark Haynes	CB	Colorado	1986
Alfred Haywood	RB	Bethune-Cookman	1975
Jerry Hendren	WR	Idaho	1970
Gary Henson	E	Colorado	1964
Lonnie Hepburn	CB	Texas Southern	1974
George W. Herring	QB-P	So. Mississippi	1960-61
Mark Herrmann	QB	Purdue	1981-82
Bo Hickey	FB	Maryland	1967
Walter Highsmith	C	Florida A&M	1968-69
Jack Hill	HB	Utah State	1961
George Hoey	DB	Michigan	1975
John Hoffman	DE	Hawaii	1972
John Hohman	G	Wisconsin	1965-66
Gus Holloman	DB	Houston	1968-69
Shawn Hollingsworth	T	Angelo St.	1983
Gordon Holz	DT	Minnesota	1960-63
Winford Hood	G/T	Georgia	1984-86
Jerry Hopkins	LB	Texas A&M	1963-66
Mike Horan	P	Long Beach State	1986
Don Horn	QB	San Diego State	1971-72
Paul Howard	G	Brigham Young	1973-75, 1977-86
Bobby Howfield	K	No college	1968-70
John Huard	LB	Maine	1967-69
Robert Hudson	LB	Clemson	1960-61
John Hufnagel	QB	Penn State	1974-75
Bob Humphreys	K	Wichita State	1967-68
Ricky Hunley	LB	Arizona	1984-86
Daniel Hunter	CB	Henderson State	1985-86
Glenn Hyde	G-T	Pittsburgh	1976-81, 1984-85
Martin Imhof	DE	San Diego State	1976
Jerry Inman	DT	Oregon	1966-71, 73
Bernard Jackson	DB	Washington State	1977-80
Larron Jackson	G	Missouri	1971-74
Mark Jackson	WR	Purdue	1986
Richard Jackson	DE	Southern	1967-72
Roger Jackson	DB	Bethune-Cookman	1982-85
Tom Jackson	LB	Louisville	1973-86
Frank Jackunas	C	Detroit	1963
Ray Jacobs	DT	Howard Payne	1963-66

ALL-TIME ROSTER (Continued)

Charlie Janerette	DT	Penn State	1964-65
Tom Janik	DB-P	Texas A&I	1963-64
Pete Jaquess	DB	E. New Mexico	1967-70
Jim Jensen	RB	Iowa	1977, 1979-80
William Jessup	E	Southern California	1960
Eugene Jeter	LB	Arkansas AM&N	1965-67
William (Billy) Joe	FB	Villanova	1963-64
Butch Johnson	WR	Cal-Riverside	1984-85
Vance Johnson	WR	Arizona	1985-86
Charley Johnson	QB	New Mexico State	1972-75
Calvin Jones	CB	Washington	1973-76
Henry Jones	RB	Grambling	1969
Jimmy Jones	WR	Wisconsin	1968
Rulon Jones	DE	Utah State	1980-86
Larry Jordan	E-LB	Youngstown	1962-64
Donald G. Joyce	E	Tulane	1962
Larry Kaminski	C	Purdue	1966-73
Bob Kampa	DT	California	1974
Rich Karlis	K	Cincinnati	1982-86
Clarence Kay	TE	Georgia	1984-86
Bill Keating	DT	Michigan	1966-67
Mike Kellogg	FB	Santa Clara	1966-67
Jon Keyworth	RB	Colorado	1974-80
Jim Kiick	RB	Wyoming	1976-77
Donald W. King	E	Kentucky	1960
Vince Kinney	WR	Maryland	1978-79
Jeff Knappe	QB	Northern Colorado	1980
Robert E. Konovsky	E	Wisconsin	1961
Greg Kragen	NT	Utah State	1985-86
Jim Krieg	WR	Washington	1972
Gary Kroner	K	Wisconsin	1965-67
Ray Kubala	C	Texas A&M	1964-67
Gary Kubiak	QB	Texas A&M	1983-86
Frank W. Kuchta	C	Notre Dame	1960
Aaron Kyle	DB	Wyoming	1980-82
Ron Lamb	FB	South Carolina	1968
Gordon Lambert	LB	Tennessee-Martin	1968-69
Patsy C. Lamberti, Jr.	LB	Richmond	1961
Gene Lang	RB	Louisiana State	1984-86
Ken Lanier	T	Florida State	1981-86
Dan LaRose	DE	Missouri	1966
Carl James Larpenter	G	Texas	1960-61
Bill Larson	TE	Colorado State	1980
Bill Laskey	LB	Michigan	1973-74
Isaac T. Lassiter	E	St. Augustine	1962-64
Kit Lathrop	DE	Arizona State	1979
Don Latimer	DT	Miami (Fla.)	1978-83
Jim Leclair	QB	C. W. Post	1967-68
Roger LeClerc	C	Trinity (Conn.)	1967
Jacky Lee	QB	Cincinnati	1964-65
Max Leetzow	DE	Idaho	1965-66
Mike Lemon	LB	Kansas	1975
Jack Lentz	S	Holy Cross	1967-68
Darrell Lester	FB	McNeese State	1965-66
Herman Lewis	DE	Virginia Union	1968
Tony Lilly	S	Florida	1984-86
Hub Lindsey	HB	Wyoming	1968
Pete Liske	QB	Penn State	1969-70
Floyd Little	HB	Syracuse	1967-75
Dave Logan	WR	Colorado	1984
Tommy Luke	LB	Mississippi	1968
Fran Lynch	HB	Hofstra	1967-75
Tom Lyons	G	Georgia	1971-76
Rob Lytle	TE/RB	Michigan	1977-83
Ernest G. (Pete) Mangum	LB	Mississippi	1960
Wade Manning	WR	Ohio State	1981-82
Brisen Manor	DE	Arkansas	1977-84
Bobby Maples	C	Baylor	1972-78
Charles E. Marshall	HB	Oregon State	1962
Paul Martha	S	Pittsburgh	1970
Billy Masters	TE	Louisiana State	1970-74
Pat Matson	G	Oregon	1966-67
Archie Matsos	LB	Michigan State	1966

ALL-TIME ROSTER (Continued)

Jack Mattox	T	Fresno State	1961-62
Marv Matuszak	LB	Tulsa	1964
Andy Maurer	T	Oregon	1977
Ray May	LB	So. California	1973-75
Brendan McCarthy	FB	Boston College	1968-69
John McCormick	QB	Massachusetts	1963, 65-66, 68
Robert V. McCullough	G	Colorado	1962-65
Lawrence McCutcheon	RB	Colorado State	1980
Ed (Wahoo) McDaniel	LB	Oklahoma	1961-63
Orlando McDaniel	WR	Louisiana State	1982
Lewis B. (Bud) McFadin	DT	Texas	1960-63
John McGeever	DB	Auburn	1962-65
Keli McGregor	TE	Colorado State	1985
Bill McKoy	LB	Purdue	1970-72
James R. McMillin	DB	Colorado State	1960-62, 1964-65
Robert McNamara	HB	Minnesota	1960-61
Karl Mecklenburg	LB/DE	Minnesota	1983-86
Mark Merrill	LB	Minnesota	1981-82
Bobby Micho	TE	Texas	1986
Eugene Mingo	HB-K	No college	1960-64
Claudia Minor	T	San Diego State	1974-82
Tommy Earl Minter	HB	Baylor	1962
Dean Miraldi	T	Utah	1985
Rex Mirich	DE	Northern Arizona	1967-69
Alvin Mitchell	S-WR	Morgan State	1970
Charlie Mitchell	HB	Washington	1963-67
Leroy Mitchell	CB	Texas Southern	1971-73
Orson Mobley	TE	Salem College (W.V.)	1986
Marv Montgomery	T	So. California	1971-76
Randy Montgomery	CB	Weber State	1971-73
Mike Montler	C	Colorado	1977
Alex Moore	HB	Norfolk State	1968
Bob Moore	TE	Stanford	1978
Leroy Moore	DE	Fort Valley (Ga.)	1964-65
Randy Moore	DT	Arizona State	1976
Emery Moorehead	WR-RB	Colorado	1980
Craig Morton	QB	California	1977-82
Haven Moses	WR	San Diego State	1972-81
John Mosier	TE	Kansas	1971
Bobby Moten	TE	Bishop College	1968
Wilbur Myers	S	Delta State	1983
Jesse Myles	RB	Louisiana State	1983-84
Chip Myrtle	LB	Maryland	1967-72
Rob Nairne	LB	Oregon State	1977-80
Tom Neville	T	Mississippi State	1978
Ron Nery	E	Wisconsin	1963
Lee (Mike) Nichols	C	Arkansas A&M	1960-61
John Nocera	LB	Iowa	1963
Tom Nomina	T	Miami (Ohio)	1963-65
Ben Norman	RB	Colorado State	1980
Chris Norman	P	So. Carolina	1984-86
Philip H. Nugent	HB	Tulane	1961
Tom Oberg	S	Portland State	1968-69
Riley Odoms	TE	Houston	1972-83
Phil Olsen	C	Utah State	1975-76
Harold Olson	T	Clemson	1963-64
John Olszewski	FB	California	1962
Jim O'Malley	LB	Notre Dame	1973-75
Chris Pane	DB	Chico State	1976-79
Ernie Park	G	McMurry State	1967
Charlie Parker	G	So. Mississippi	1965
Don Parish	LB	Stanford	1972
Rick Parros	RB	Utah State	1981-84
Al Pastrana	QB	Maryland	1969-70
Craig Penrose	QB	San Diego State	1976-79
James W. Perkins	T	Colorado	1962-64
Lonnie Perrin	RB	Illinois	1976-78
Anton Peters	T	Florida	1963
John Pitts	S	Arizona State	1973-75
Dave Pivec	TE	Notre Dame	1969
Bobby Ply	DB	Baylor	1967
Nathan Poole	RB	Louisville	1982-83, 1985
Dickie Post	RB	Houston	1971
Randy Polti	DB	Stanford	1975-77
Eugene Prebola	E	Boston University	1961-63

ALL-TIME ROSTER (Continued)

Steve Preece	S	Oregon State	1972
Dave Preston	HB	Bowling Green	1978-83
Luke Prestridge	P	Baylor	1979-83
James Price	LB	Auburn	1964
Errol Prisby	DB	Cincinnati	1967
John J. Pyeatt	HB	No college	1960
Frank Quayle	RB	Virginia	1969
Bruce Radford	DE	Grambling	1979
Steve Ramsey	QB	North Texas State	1971-76
Leo T. Reed	T	Colorado State	1961
Tony Reed	RB	Colorado	1981
Dan Remsberg	T	Abilene Christian	1986
Randy Rich	DB	New Mexico	1977
Bob Richardson	DB	UCLA	1966
Frank Richter	LB	Georgia	1967-69
Larry Riley	DB	Salem College (W.V.)	1977
Joe Rizzo	LB	Merchant Marines	1974-80
Randy Robbins	DB	Arizona	1984-86
Matt Robinson	QB	Georgia	1980
Alden Roche	DE	Southern University	1970
William E. Roehnell	LB	Bradley	1961-62
Stan Rogers	T	Maryland	1975
David S. Rolle	FB	Oklahoma	1960-61
Albert Romine	HB	Florence State	1960
Oliver Ross	RB	Alabama A&M	1973-75
Tobin Rote	QB	Rice	1966
Justin D. Rowland	HB	Texas Christian	1962
John Rowser	DB	Michigan	1974-76
Jim Ryan	LB	William and Mary	1979-86
Tom Rychlec	E	American International	1963
George Saimes	S	Michigan State	1970-72
Clint Sampson	WR	San Diego State	1983-86
John Sawyer	TE	So. Mississippi	1983-84
Ron Sbranti	LB	Utah State	1966
Robert Scarpitto	WR-P	Notre Dame	1962-67
Carl Schaukowitz	G	Penn State	1975
Steve Schindler	G	Boston College	1977-78
Mike Schnitker	G	Colorado	1969-74
John Schultz	WR	Maryland	1976-78
Lew Scott	DB	Oregon State	1966
James H. Sears	HB	So. California	1960-61
Goldie Sellers	DB	Grambling	1966-67
Jeff Severson	DB	Long Beach State	1975
Steve Sewell	RB	Oklahoma	1985-86
Don Shackelford	G	Pacific	1964
Rick Sharp	T	Washington	1972
George H. Shaw	QB	Oregon	1962
Rod Sherman	WR	Southern California	1972
Roger T. Shoals	T	Maryland	1971
Laval Short	DT	Colorado	1980
Jerry Simmons	WR	Bethune-Cookman	1971-74
Leon Simmons	LB	Grambling	1963
Mike Simone	LB	Stanford	1972-74
Jack M. Simpson	LB	Mississippi	1961
John Sklopan	HB	So. Mississippi	1963
Milton (Mickey) Slaughter	QB	Louisiana Tech	1963-66
Tom Smiley	RB	Lamar Tech	1969
Aaron Smith	LB	Utah State	1984
Art Smith	LB	Hawaii	1980
Daniel Eugene Smith	HB	Northeast Oklahoma	1961
Dennis Smith	DB	Southern California	1981-86
Don Smith	G	Florida A&M	1967
Ed Smith	DE	Colorado College	1973-75
Harold Smith	T	UCLA	1960
Hugh B. Smith	E	Kansas	1962
James Smith	S	Utah State	1969
Paul Smith	DT-DE	New Mexico	1968-78
Perry Smith	DB	Colorado State	1980-81
Willie Smith	G	Michigan	1960
Matt Snorton	TE	Michigan State	1964
Roland Solomon	CB	Utah	1981
Henry Sorrell	LB	Chattanooga	1967
Rich Stachowski	DE/NT	California	1983
Jerry N. Stalcup	LB	Wisconsin	1961-62
Scott Stankavage	QB	North Carolina	1984, 1986
Bruce Starling	HB	Florida	1963

ALL-TIME ROSTER (Continued)

Larry Steele	P	Santa Rosa	1974
Fred Steinfert	K	Boston College	1979-81
James E. Stinnette	FB-LB	Oregon State	1961-62
Jesse Stokes	DB	Corpus Christi	1968
Don E. Stone	FB	Arkansas	1961-64
Otto Stowe	WR	Iowa State	1974
Robert J. Stransky	HB	Colorado	1960
David Strickland	T-G	Memphis State	1960
Dave Studdard	T	Texas	1979-86
Jerry G. Sturm	C-T-G	Illinois	1961-66
Don Summers	TE	Boise State	1984-85
Jim Summers	DB	Michigan State	1967
Neal Sweeney	FL	Tulsa	1967
Bob Swenson	LB	California	1975-79, 1981-83
Gene Sykes	DB	Louisiana State	1967
George Tarasovic	DE	Louisiana State	1967
Jerry L. Tarr	E	Oregon	1962
Lionel T. Taylor	E	New Mexico Highlands	1960-66
Steve Tensi	QB	Florida State	1967-70
Jim Thibert	LB	Toledo	1965
Earlie Thomas	DB	Colorado State	1975
J. T. Thomas	S	Florida State	1982
Zach Thomas	WR/PR	South Carolina State	1983-84
Arland Thompson	G	Baylor	1980
Bill Thompson	DB	Maryland State	1969-81
Jim Thompson	DT	Southern Illinois	1965
Dave Tobey	LB	Oregon	1968
Andre Townsend	DE/NT	Mississippi	1984-86
Jerry Traynham	HB	Southern California	1961
Steve Trimble	DB	Maryland	1981-83
Frank Tripucka	QB	Notre Dame	1960-63
Godwin Turk	LB	Southern Univ.	1976-78
Clem Turner	RB	Cincinnati	1970-72
Jim Turner	K	Utah State	1971-79
Maurice Tyler	S	Morgan State	1973-74
Richard Tyson	G	Tulsa	1967
Keith Uecker	T	Auburn	1982-83
Rick Upchurch	WR	Minnesota	1975-83
Olen Underwood	LB	Texas	1971
Bill Van Heusen	WR-P	Maryland	1968-76
Bob Vaughan	G	Mississippi	1968
Lloyd Voss	T	Nebraska	1972
Bob Wade	CB	Morgan State	1970
Clarence Walker	HB	Southern Illinois	1963
Dave Washington	LB	Alcorn A&M	1971
Dave Washington	E	Southern California	1968
Gene Washington	WR	Michigan State	1973
Steve Watson	WR	Temple	1979-86
Norris Weese	QB	Mississippi	1976-79
Theodore A. Wegert	FB	No college	1961
Jack Weil	P	Wyoming	1986
Bill West	CB	Tennessee State	1972
Charlie West	DB	UTEP	1978-79
Willie West	DB	Oregon	1964
Max Wettstein	E	Florida State	1966
Jim Whalen	TE	Boston College	1970-71
Andre White	TE	Florida A&M	1967
Jim White	DE	Colorado State	1976
Gerald Willhite	RB	San Jose State	1982-86
Harold Williams	HB	Miami (Ohio)	1961
Wandy Williams	RB	Hofstra	1969-70
Nemiah Wilson	DB	Grambling	1965-67
Steve Wilson	CB	Howard	1982-86
Sammy Winder	RB	Southern Mississippi	1982-86
Malcolm Richard Wood	QB	Auburn	1962
Ken Woodard	LB	Tuskegee Institute	1982-86
James Earl Wright	HB	Memphis State	1964
Jim Wright	TE	Texas Christian	1980-85
Lonnie Wright	DB	Colorado State	1966-67
Louis Wright	CB	San Jose State	1975-86
William G. Yelverton	E	Mississippi	1960
Joseph A. Young	E	Arizona	1960-61
Robert Young	G	Howard Payne	1966-70
E. Robert Zeman	DB	Wisconsin	1962-63

Schools Represented

Colorado 19, Wisconsin 15, Southern California 13, Colorado State 12, Maryland 11, Oregon 11, Utah State 10, Arizona 8, Michigan State 8, Mississippi 8, Notre Dame 8, San Diego State 8, Stanford 8, Baylor 7, Boston College 7, Louisiana State 7, Michigan 7, California 6, Florida A&M 6, Georgia 6, Houston 6, Southern Mississippi 6, Texas 6, UCLA 6, Washington 6, Arizona State 5, Auburn 5, Brigham Young 5, Cincinnati 5, Minnesota 5, Purdue 5, Tulsa 5, Florida State 4, Kansas 4, Nebraska 4, Ohio State 4, Penn State 4, Pittsburgh 4, San Jose State 4, Texas A&M 4, Tulane 4, Utah 4, 18 with three each, 38 with two each, 93 with one each. Seven players did not attend college.

Service

FOURTEEN YEARS — Tom Jackson 1973-86.

THIRTEEN YEARS — Barney Chavous 1973-85; Paul Howard 1973-75, 1977-86; Bill Thompson 1969-81.

TWELVE YEARS — Rubin Carter 1975-86; Riley Odoms 1972-83; Louis Wright 1975-86.

ELEVEN YEARS — Steve Foley 1976-86, Paul Smith 1968-78.

TEN YEARS — Billy Bryan 1977-86; Randy Gradishar 1974-83; Haven Moses 1972-81.

NINE YEARS — Mike Current 1967-75; Floyd Little 1967-75; Fran Lynch 1967-75; Claudie Minor 1974-82; Jim Turner 1971-79; Rick Upchurch 1975-83; Billy Van Heusen 1968-76.

EIGHT YEARS — Lyle Alzado 1971-78; Otis Armstrong 1973-80; Tom Glassic 1976-83; Glenn Hyde 1976-81, 1984-85; Larry Kaminski 1966-73; Brison Manor 1977-84; Jim Ryan 1979-86; Dave Studdard 1979-86; Bob Swenson 1975-79, 1981-83; Steve Watson 1979-86.

SEVEN YEARS — Al Denson 1964-70; Pete Duranko 1967-70, 1972-74; Ron Egloff 1977-83; Larry Evans 1976-82; Goose Gonsoulin 1960-66; John Grant 1973-79; Charles Greer 1968-74; Mike Harden 1980-86; Jerry Inman 1966-71, 1973; Rulon Jones 1980-86; Jon Keyworth 1973-79; Rob Lytle 1977-83; Bobby Maples 1972-78; Joe Rizzo 1974-80; Lionel Taylor 1960-66.

SIX YEARS — Sam Brunelli 1966-71; Ken Criter 1969-74; Eldon Dannenhauer 1960-65; George Goeddeke 1967-72; Richard Jackson 1967-72; Ken Lanier 1981-86; Don Latimer 1978-83; Tommy Lyons 1971-76; Marv Montgomery 1971-76; Craig Morton 1977-82; Chip Myrtle 1967-72; Dave Preston 1978-83; Steve Ramsey 1971-76; Bob Scarpitto 1962-67; Mike Schnitker 1969-74; Dennis Smith 1981-86; Jerry Sturm 1961-66.

BRONCOS IN HALL OF FAME

The Denver Broncos are represented in the Pro Football Hall of Fame by three individuals, including a former player, a former coach, and a former administrator.

Fred Gehrke, who was the Broncos' General Manager for four years (1977-1980) and a member of the team's staff for 16 years, was the first winner of the Hall of Fame's Pioneer award in 1972.

Gehrke, as a Los Angeles Rams' halfback in 1948, painted golden rams' horns on his team's helmets and thus started the trend toward today's colorful, uniquely-decorated helmets worn by all NFL teams.

Cornerback Willie Brown, inducted into the Hall of Fame in 1984, played for the Broncos from 1963-66 and was named All-American Football League in 1964, a season in which he intercepted nine passes, including a team-record four in one game (vs. New York, 11/15/64).

Doak Walker, who was the Broncos' receivers coach in 1966, was inducted into the Hall in 1986 on the basis of his brilliant six-year career (1950-55) with the Detroit Lions.

The Pro Football Hall of Fame is located in Canton, Ohio.

HISTORICAL HIGHLIGHTS

1959

AUGUST 14—First American Football League organizational meeting held in Chicago. Denver, with Bob Howsam as its principal owner, named as a charter member along with New York, Dallas, Los Angeles, Minneapolis and Houston. **NOVEMBER 22**—First player selection draft held through 32 rounds. Denver's first pick is Roger LeClerc, center, Trinity. **DECEMBER 1**—Dean Griffing named general manager of the Broncos.

1960

JANUARY 1—Frank Filchock named first head coach of the Broncos. **JANUARY 30**—Denver placed in AFL's western division with Dallas, Oakland and Los Angeles. **JULY**—First Bronco training camp opens at Colorado School of Mines. **SEPTEMBER 9**—After losing all five pre-season games, the Broncos become the first AFL victor when they defeat the Patriots in Boston in history's first AFL game, 13-10. Attendance—21,597. **OCTOBER 2**—Broncos play first home game in Bears Stadium, defeat Oakland, 31-24, before crowd of 18,372. **DECEMBER**—Offensive End Lionel Taylor, Defensive Tackle Bud McFadin and Safety Goose Gonsoulin all named to first official all-AFL team.

1961

MAY 26—Bob and Lee Howsam, original principal owners of the Broncos, sell their stock to a new syndicate headed by Cal Kunz and Gerry Phipps. **JUNE 1**—Cal Kunz named president and operating head of Empire Sports. **DECEMBER**—Lionel Taylor sets professional record with 100 pass receptions for season. Taylor and Bud McFadin named to all-AFL team. **DECEMBER**—Frank Filchock released as Broncos head coach.

1962

FEBRUARY 1—Jack Faulkner hired as Broncos head coach. **JULY 1**—Dean Griffing released as Broncos general manager. Faulkner named to dual post as head coach and general manager. **JULY**—Public burning ceremony of Broncos' notorious vertically striped socks at Broncos' intrasquad game. **DECEMBER**—Jack Faulkner named coach of the year in AFL. Gene Mingo set professional field goal record of 27 in a season. Eldon Danenhauer, Lionel Taylor, Goose Gonsoulin and Bob Zeman named to the official all-AFL team.

1963

DECEMBER—Billy Joe named AFL rookie of the year. Goose Gonsoulin only Bronco to make the all-AFL team. Lionel Taylor wins fourth straight pass receiving title.

1964

JANUARY—Broncos and Jets complete historic nine-player trade, largest ever made in the AFL. Broncos send Gene Prebola, Wahoo McDaniel, Gordy Holz and Bob Zeman to Jets for Dick Guesman, Ed Cooke, Charlie Janerette, Jim Price and Sid Fournet. **OCTOBER 4**—Jack Faulkner released as head coach. **OCTOBER 5**—Mac Speedie accepts appointment as interim head coach. **DECEMBER 12**—Mac Speedie named head coach. **DECEMBER**—Jim Fraser wins third straight punting title. Willie Brown named to all-AFL team.

1965

FEBRUARY 15—Gerald and Allan Phipps purchase 52 percent of the stock of Empire Sports, thus giving them virtually 100 percent ownership and saving the Bronco franchise for Denver. **MARCH 5**—Record sale of 941 season tickets in one day. **APRIL 1**—Season ticket drive goal of 20,000 sales reached. Figure to reach 22,000 by May 1. **MAY 17**—Allan Phipps named president of Empire Sports, Inc. Gerry Phipps re-named Chairman of the Board. **MAY 29**—Jim Burris, Bears general manager, named executive vice-president of Empire Sports. **DECEMBER 12**—Lionel Taylor makes the 500th catch of his career in game against Boston to become the first AFL player to top this figure. **DECEMBER**—Tackle Eldon Danenhauer, Split End Lionel Taylor and Fullback Cookie Gilchrist named to the all-AFL team. Lionel Taylor wins fifth pass receiving crown and Abner Haynes wins league kickoff return championship.

1966

JUNE 8—Merger of American and National Leagues announced. **SEPTEMBER 19**—Ray Malavasi named Head Coach of the Broncos. **DECEMBER**—John Bramlett, Goose Gonsoulin, Bob Scarpitto and Jerry Sturm chosen to play in AFL All-Star contest in January. **DECEMBER 19**—Lou Saban signs a 10-year contract as General Manager and Head Coach of the Denver Broncos.

HISTORICAL HIGHLIGHTS (Continued)

1967

MARCH 1—Broncos move to new suburban executive offices with adjacent practice field and locker room facilities for both pre-season and regular season training. **MARCH 7**—Metropolitan Denver voters turn down stadium bond issue, but Bronco fans immediately organize for fund raising drive to improve Bears Stadium and keep Broncos in Denver. **MAY 17**—Floyd Little, Denver's No. 1 draft choice, signs with Broncos. Little becomes the first No. 1 choice to sign with Denver in the history of the club. **AUGUST 5**—Broncos defeat Detroit Lions 13-7 in pre-season game at DU for AFL's first win over the NFL. **AUGUST 15**—Quarterback Steve Tensi acquired from San Diego for first round draft choices in both 1968 and 1969. **DECEMBER**—Floyd Little paces AFL in punt returning with a 16.9 average. Bob Scarpito repeats as punt leader with a 44.9 norm. Flanker Al Denson selected All-League in player balloting.

1968

JANUARY—Flanker Al Denson, defensive tackle Dave Costa, center Larry Kaminski and cornerback Nemiah Wilson participate in AFL All-Star game. Lou Saban and staff coach the West stars. **FEBRUARY**—Civic drive to raise \$1.8 million ends successfully and City of Denver receives stadium as a gift after purchase of the facility from Empire Sports, Inc. by non-profit group. Construction begins on 16,000 seat upper deck that will raise capacity to 50,000 for 1968 season. **SEPTEMBER 21**—Broncos move into new administrative building at 5700 Logan Street. **DECEMBER 14**—Bears Stadium is officially re-named Denver Mile High Stadium.

1969

JANUARY 19—Dave Costa, Rich Jackson and Floyd Little participate in AFL All-Star Game in Jacksonville, Florida. **DECEMBER**—Floyd Little and Rich Jackson named to first team All League. **DECEMBER**—Bill Thompson (rookie) tops AFL list in punt and kickoff returns, the first player in pro football history to ever hold both titles.

1970

JANUARY 17—Rich Jackson, Dave Costa, Floyd Little, Mike Current and George Goeddeke play in All-Star game on West team. **SEPTEMBER**—Season ticket sale hits record number of 43,584. **DECEMBER 20**—Floyd Little gains 44 yards to win American Conference rushing title with 901 yards. It was first rushing crown and first season Little played in all 14 games.

1971

JANUARY—Richard Jackson named to official National Football League all-star team. **JANUARY**—Richard Jackson and Floyd Little make starting lineups for American Conference in first AFC-NFC Pro Bowl game. **MAY 12**—Broncos stop sale of season tickets at record 47,500. **OCTOBER 24**—Denver coach Lou Saban and Broncos down Cleveland 27-0. It was first time Browns were shut-out since 1952. It was also to be Saban's last victory as Bronco coach. **NOVEMBER 17**—Lou Saban resigns as head coach of Broncos, a position he had held for five years. Offensive line coach Jerry Smith is named interim head coach. Saban, in December, resigns as General Manager to return to Buffalo Bills as head coach. **DECEMBER 19**—Floyd Little compiles 79 yards against Raiders in Oakland to finish as pro football's top runner with 1,133 yards. Little also becomes first Bronco to rush for more than 1,000 yards in a season.

1972

JANUARY 5—John Ralston, successful head coach at Stanford, is announced as Denver's new head coach. He later adds the title of General Manager. **MARCH 16**—For the first time in the history of Denver professional football, there will be no public sale of season tickets, it is reported. Season ticket holders renewed 46,500 of the 47,500 available season tickets, and further exercised their option for 8,000 additional tickets. **APRIL 5**—Long-time Rocky Mountain Empire Sports employee Earl Hartman dies of cancer. Hartman was Treasurer of Empire Sports and Business Manager of the Broncos at the time of his death.

1973

MARCH 3—Season ticket holders renew 47,800 of 48,000 season tickets to assure Denver again of having no public sale of season tickets. **OCTOBER 14**—Charley Johnson also becomes the 18th quarterback in pro football history to go over 20,000 yards lifetime as he connects for 214 yards plus three TDs to Haven Moses in a 48-20 win at Houston. **OCTOBER 22**—With "Orange Monday" banners waving, the Broncos perhaps play the most important game to date in the club's history against Oakland on national television. Denver comes back to knot the contest, 23-23, on a 35-yard field goal

HISTORICAL HIGHLIGHTS (Continued)

by Jim Turner. **NOVEMBER 25**—Denver defeats Kansas City, 14-10, to take over first place in the AFC West with three games to go. The win moves the Broncos to 6-3-2—the six victories the second best mark ever for a Denver team to date. **DECEMBER 9**—Denver 42, San Diego 28! The Broncos are winners at last, as Denver clinches the team's seventh victory of the season, assuring the club of a winning year.

1974

JANUARY—Four Broncos, Floyd Little, Haven Moses, Riley Odoms and Paul Smith, are invited to play in the Pro Bowl. John Ralston is named AFC Coach of the Year for guiding Denver to its first winning season ever. Odoms is named All-Pro by NEA. **SEPTEMBER 10**—Denver voters pass a \$25 million bond issue to expand and improve Mile High Stadium to over 75,000 seats. The stadium was projected to be finished in time for the 1976 regular season. **SEPTEMBER 22**—The Broncos and the Pittsburgh Steelers play in the first regular season overtime game as a 35-35 score was present at the end of regulation play. Neither team scored in the sudden death period. **NOVEMBER 28**—Before a television audience estimated at 35 million, the Broncos riddle the Detroit Lions 31-27 on Denver's first Thanksgiving Day game in Detroit. **DECEMBER 8**—Denver assures itself of the team's second consecutive winning season and Otis Armstrong sets a single game rushing mark of 183 yards as the Broncos down Houston 37-14. **DECEMBER 15**—Otis Armstrong finishes the season with 1407 yards and the NFL rushing title becoming one of a half dozen players ever to average more than 100 yards per game in pro football.

1975

JANUARY—Otis Armstrong and Riley Odoms represent the Broncos in the annual Pro Bowl game in Miami, Fla. **FEBRUARY**—Expansion of Mile High Stadium begins, which will provide 63,500 capacity for the 1976 season and an ultimate capacity of 75,000 in 1977. **DECEMBER 14**—Floyd Little winds up his career as the seventh all-time rusher in the NFL with 6,323 yards.

1976

JANUARY 26—Tight end Riley Odoms and linebacker Randy Gradishar are the Broncos representatives in the Pro Bowl in New Orleans. **MARCH 28**—Quarterback Charley Johnson announces his retirement from the National Football League after a 15-year career. Johnson led the club to its first two winning seasons in 1973 and 1974. **JUNE 27**—Lyle Alzado is one of three finalists for the man of the Year Award and Rick Upchurch is honored as the American Conference Offensive Rookie of the Year by the NFL Players Association. **SEPTEMBER 26**—Rick Upchurch ties an NFL record by returning two punts for touchdowns in a 44-13 win over the visiting Cleveland Browns. **OCTOBER 24**—Rick Upchurch ties an NFL record with his fourth punt return touchdown of the season in a 35-26 win over Kansas City. **NOVEMBER 7**—With two field goals and six extra points, Jim Turner becomes the fifth player in pro football history to surpass 1,200 points. **DECEMBER 12**—The Broncos stop Chicago, 28-14, for the ninth win of the season, highest total in Denver history. Otis Armstrong rushes for 116 yards to reach 1,008 for the season, his second 1,000-yard in his career. **DECEMBER 18**—Fred Gehrke, long-time Bronco administrator, is named general manager.

1977

JANUARY 17—Rick Upchurch and Otis Armstrong are the Bronco participants in the annual AFC-NFC Pro Bowl in Seattle. **JANUARY 31**—John Ralston resigns as Head Coach of the Denver Broncos. **FEBRUARY 1**—Robert (Red) Miller, a former Bronco assistant coach, is named as the team's eighth head coach. **JUNE 12**—Lyle Alzado is named winner of the National Football League Players Association's Byron (Whizzer) White Award as the group's Man of the Year. **OCTOBER 16**—Pushing their season record to 5-0, the Broncos use seven interceptions and a touchdown pass to kicker Jim Turner to trounce the defending world champion Oakland Raiders, 30-7. **NOVEMBER 27**—In a showdown of the two best records in the NFL, the Broncos get a 73-yard interception return for a touchdown by Tom Jackson to dump Baltimore, 27-13, and run their record to 10-1. **DECEMBER 4**—With a 24-14 win at Houston the Broncos clinch a playoff berth, first in the club's history. Later in the day, the Broncos clinch the AFC Western Division championship when the Raiders fall to the Los Angeles Rams. **DECEMBER 18**—The Broncos lose to Dallas in the regular season finale, 14-6, but post the best record in the history of the franchise, 12-2, tied with Dallas for the best in the NFL. **DECEMBER 24**—Before the largest crowd ever to watch a sporting event in the state of Colorado, 75,011, the Broncos stop the Pittsburgh Steelers in the first round of playoff action, 34-21.

HISTORICAL HIGHLIGHTS (Continued)

1978

JANUARY 1—In a hard-fought game at Mile High Stadium, the Broncos dethrone the Raiders, 20-17, for the AFC championship and a trip to the Super Bowl in New Orleans. **JANUARY 15**—Broncos fall to the Cowboys, 27-10, in the Super Bowl. **JANUARY 23**—Lyle Alzado, Randy Gradishar, Tom Jackson, Billy Thompson and Louis Wright represent the Broncos in the Pro Bowl, the largest Denver contingent in history. **MARCH**—Only 143 season tickets are not renewed, a new all-time low. **DECEMBER 3**—Broncos win by 21-6 score at Oakland, holding the Raiders without a touchdown for the second time in the season, and moving within one game of AFC West crown. **DECEMBER 10**—Denver downs Kansas City, 24-3, winning second straight division championship, as QB Craig Morton goes 19-for-22 with 16 straight completions, both second best all-time NFL marks. **DECEMBER 30**—Denver loses in the playoffs to eventual Super Bowl champion Pittsburgh Steelers, 33-10.

1979

JANUARY 29—Broncos are represented by an all-time high of seven players in the NFL Pro Bowl, including Lyle Alzado, Randy Gradishar, Tom Jackson, Riley Odums, Bill Thompson, Rick Upchurch, and Louis Wright. **MARCH**—Only 161 season tickets are not renewed, virtually assuring the Broncos of their tenth straight sellout season. **OCTOBER 7**—Denver shuts out San Diego, 7-0, marking first time ever for Broncos to record two shutouts in one season. Denver had opened the campaign with 10-0 win over Cincinnati. **NOVEMBER 11**—Rick Upchurch becomes the all-time pro football record holder in career punt return yardage. He set the record vs. New England, surpassing the late Emlen Tunnell's total of 2,209 yards. **DECEMBER 17**—Denver clinches a playoff berth for the third straight year. **DECEMBER 23**—Denver loses in wild card playoff game at Houston, 13-7.

1980

JANUARY 27—The Broncos are represented in the Pro Bowl game by Randy Gradishar, Tom Jackson, Rick Upchurch, and Louis Wright. **MARCH**—Only 146 season tickets are not renewed for 1980, virtually assuring the club of its 11th consecutive sellout campaign. **OCTOBER 5**—Randy Gradishar returns interception 93 yards for a touchdown vs. Cleveland, the longest such return in team history and the NFL's longest for 1980 season. **OCTOBER 13**—Fred Steinfort kicks 57-yard field goal, tying record for third-longest kick in NFL history.

1981

JANUARY—Fred Steinfort is named by Pro Football Weekly as that publication's Golden Toe Award winner for the 1980 season, having tied for the league lead with 26 field goals. **FEBRUARY 25**—Edgar F. Kaiser, Jr. is introduced as the new owner of the Denver Broncos, having purchased the club from principal owners Gerald H. Phipps and Allan R. Phipps. **MARCH 10**—Grady Alderman is named new General Manager and Dan Reeves is named as the new Head Coach. **MARCH**—The Broncos are sold out for their 12th consecutive season. **SEPTEMBER**—Craig Morton throws four touchdown passes in each of two consecutive games, vs. Baltimore and San Diego, a first in franchise history. Wide receiver Steve Watson ties a team record with three touchdown receptions against the Colts on September 20. **NOVEMBER 22**—Watson catches a touchdown pass at Cincinnati to set a new team record with 13 TD catches in one season. **DECEMBER 20**—Watson gains 82 yards on receptions at Chicago, establishing a new Bronco single season mark with 1,244 reception yards. Individually, Morton set single season records for yards gained (3,213), yards passing (3,195), and average gain per play (8.37), while Watson led the AFC in reception yardage and in touchdown receptions (13).

1982

JANUARY 31—The Broncos are represented in the Pro Bowl game by Randy Gradishar, Bob Swenson, Bill Thompson, and Steve Watson. **MARCH**—Only 49 season ticket accounts have not been renewed for 1982, virtually assuring the Broncos of their 13th consecutive sellout season in Mile High Stadium. **SEPTEMBER 21**—The NFL Players Association begins the first regular season strike in NFL history, resulting in the cancellation of games for eight consecutive weeks. **DECEMBER 3**—Hein Poulus is named Vice President and General Manager of the Broncos. **DECEMBER 19**—Rick Upchurch returns a punt 78 yards for a touchdown against Kansas City to tie the all-time pro football record of eight career touchdowns on punt returns.

1983

JANUARY 3—Final NFL statistics show Rick Upchurch as the NFL's punt return leader with a 16.1 average and Luke Prestridge as the league's leading punter with a 45.0 mark. **FEBRUARY 6**—The Broncos are represented in the Pro Bowl game by Randy Gradishar, Luke Prestridge, and Rick Upchurch.

MARCH 15—Only 89 season ticket accounts have not been renewed for 1983, virtually assuring the Broncos of their 14th consecutive sellout season in Mile High Stadium. **MAY 2**—In the biggest trade in franchise history, Denver acquires quarterback John Elway, the first player taken in the NFL draft, and signs him to a five-year contract. **DECEMBER 11**—Elway throws three fourthquarter touchdown passes to erase a 19-0 deficit and lead the Broncos to a 21-19 playoff-clinching win over Baltimore. This marks the fourth Bronco appearance in playoff competition. **DECEMBER 24**—Denver loses the wild card game at Seattle, 31-7.

1984

JANUARY 29—Randy Gradishar makes his seventh Pro Bowl appearance. Louis Wright also was named to the AFC Pro Bowl team, but was unable to play because of a fractured finger. **MARCH**—Only 146 season ticket accounts have not been renewed for 1984, virtually assuring the Broncos of their 15th consecutive sellout season in Mile High Stadium. **MARCH 23**—Pat Bowlen is introduced as the new owner of the Denver Broncos, assuming the title of President and Chief Executive Officer. **NOVEMBER 18**—The Broncos beat Minnesota 42-21 for the club's 10th straight victory, a team record. John Elway ties a Denver record throwing five touchdown passes in the game. **DECEMBER 15**—Denver wins its 13th game of the season, the most in Bronco history, and captures the AFC West crown with a 31-14 win over Seattle. Sammy Winder finishes the season with 1,153 yards rushing, and Steve Watson gains 1,170 yards receiving — the first time Denver has had 1,000-yard performers in both categories in the same season. **DECEMBER 30**—Pittsburgh defeats Denver 24-17 in a divisional playoff game.

1985

JANUARY 27—Sammy Winder represents the Broncos in the NFL Pro Bowl. **FEBRUARY 18**—Owner Pat Bowlen names John Beake as General Manager and Dan Reeves as Vice President of the club. **MARCH**—Only 82 season ticket accounts have not been renewed for the 1985 season, virtually assuring the Broncos of their 16th consecutive sellout season in Mile High Stadium. **DECEMBER 20**—Denver beats Seattle 27-24 to close out the season at 11-5. The Broncos set season records with total yards (5,496) and total points (380). John Elway, who threw for 432 yards against Seattle, set Denver records in total offense (4,144 yards) and passing yards (3,891) for the season, and Karl Mecklenburg's 13 quarterback sacks also set a new Bronco standard.


1986

FEBRUARY 2—The Broncos are represented by four players in the Pro Bowl — Rulon Jones, Karl Mecklenburg, Dennis Smith, and Louis Wright. **FEBRUARY 26**—Owner Pat Bowlen holds groundbreaking ceremonies for 60 luxury Penthouse Suites to be built atop Mile High Stadium's fifth level. **MARCH**—Only 127 season ticket accounts have not been renewed for the 1986 season, virtually assuring the Broncos of their 17th consecutive sellout season in Mile High Stadium. **OCTOBER 12**—Broncos post a 31-14 win over San Diego to equal best start in team history with 6-0 record. **DECEMBER 13**—Denver, which had clinched AFC Western Division title by virtue of a Seattle win over Los Angeles the previous Monday night, clinched home field advantage for first playoff game by defeating Washington, 31-30. **DECEMBER 20**—Broncos conclude regular season play with second straight 11-5 record. Thirty-five individual and team records were set by the Broncos in 1986. DE Rulon Jones was named the AFC Defensive Player of the Year by UPI, and LB Karl Mecklenburg was named the AFC Player of the Year by the Football News.

1987

JANUARY 4—Broncos post a 22-17 playoff win over New England Patriots before 76,105, largest crowd ever to watch a Denver home game. **JANUARY 11**—Broncos post a thrilling, 23-20 overtime win over the Cleveland Browns to win the AFC championship and earn a trip to Super Bowl XXI. **JANUARY 18**—A crowd of over 63,000 attends a Mile High Stadium rally prior to team's departure for Pasadena. **JANUARY 25**—The Broncos lose to the New York Giants by a 39-20 score in Super Bowl XXI, a game watched by 101,063 at the Rose Bowl and played before a national television audience of 127,000,000. In addition, the game was televised live in 53 other nations. **JANUARY 26**—Over 100,000 fans welcome Broncos home in parade through downtown Denver. **FEBRUARY 1**—Six Broncos play in the Pro Bowl game, including Keith Bishop, John Elway, Rulon Jones, Karl Mecklenburg, Dennis Smith, and Sammy Winder. **MARCH**—Only 58 season ticket accounts have not been renewed for the 1987 season, virtually assuring the Broncos of their 18th consecutive sellout season in Mile High Stadium, longest sellout streak in the AFC and second longest in the NFL. **MARCH**—Broncos are named to play Los Angeles Rams in American Bowl '87, a preseason game scheduled for storied Wembley Stadium in London, England.

MISCELLANEOUS



G KEITH BISHOP, 1986 Pro Bowler.

DENVER BRONCOS YOUTH



RANDY GRADISHAR
President

Randy Gradishar begins his fourth year in 1987 as President of the Denver Broncos Youth Foundation. In this position Gradishar works with the needs of youth and youth-serving organizations in the Denver area and the state of Colorado.

Gradishar graduated with a B.S. in Education from the Ohio State University in 1974, where he also played football (including two Rose Bowl appearances) under Coach Woody Hayes. He was the first draft choice of the Broncos in 1974 and played ten years without missing a game. He was voted the NFL Defensive Player of the Year in 1978 and was selected to seven Pro Bowls.

Before retiring from football in 1983, Randy completed a variety of aptitude, temperament and career tests. This confirmed he is happiest as well as best suited and most qualified to help people, and he has chosen to invest his energies in helping to meet the needs of youth leaders and the young people of our area.

Randy and his wife Janet are the parents of two daughters, Paige and Meredith, and a son, Mark. The family resides in the Denver suburb of Littleton.

The Denver Broncos Youth Foundation (DBYF) is a non-profit organization which was founded and incorporated in 1982 to meet the physical, mental, social and spiritual needs of young people by working in conjunction with existing youth-serving organizations to leverage available energy and resources to assist Colorado's young people and youth leaders. The "buzz word" of the Denver Broncos Youth Foundation which most accurately describes the focus of energy is the word "catalyst".

Although the Broncos Youth Foundation is a separate entity from the Broncos Football Club, Pat Bowlen, the Broncos' owner, serves on the DBYF Board of Directors and has allowed the Foundation the continued use of the Bronco name, as well as providing office space for DBYF. The Broncos Football Club makes an annual donation to DBYF from the Charity Game (first pre-season game). Contributions are also received from corporations and individual donors.

During its three years, the Broncos Youth Foundation has worked with a variety of youth leaders and youth-serving organizations, i.e., Drug & Alcohol, 4-H and other Leadership Programs, High School Journalists, Handicapped Programs, Urban, Minority, Prison and Juvenile Delinquent Programs, and various Christian youth organizations. DBYF has also given limited financial support to new programs and in some cases, existing programs in order to serve youth more effectively.



NATIONAL FOOTBALL LEAGUE

410 Park Ave., New York, N.Y. 10022 (212) 758-1500

Commissioner Pete Rozelle
Executive Vice President & League Counsel Jay Moyer
Treasurer John Schoemer
Executive Director Don Weiss
Director of Administration Joe Rhein
Director of Communications Joe Browne
Director of Operations Jan Van Duser
Director of Broadcasting Val Pinchbeck, Jr.
Director of Public Relations Jim Heffernan
Director of Security Warren Welsh
Assistant Director of Security Charles R. Jackson
Director of Player Personnel Joel Bussert
Supervisor of Officials Art McNally
Assistant Supervisor of Officials Jack Reader
Assistant Supervisor of Officials Nick Skorich
Director of Special Events Jim Steeg
Assistant Director of Special Events Susan McCann
Assistant Counsel Jim Noel
Controller Tom Sullivan
Director of Player Relations Mel Blount

AMERICAN FOOTBALL CONFERENCE

President Lamar Hunt, Kansas City Chiefs
Assistant to President Al Ward
Director of Information Pete Abitante

NATIONAL FOOTBALL CONFERENCE

President Wellington Mara, New York Giants
Assistant to President Bill Granholm
Director of Information Dick Maxwell

NFL PUBLIC RELATIONS DIRECTORS AMERICAN FOOTBALL CONFERENCE

Buffalo—Dave Senko (716) 648-1800
Cincinnati—Al Heim (513) 621-3550
Cleveland—Kevin Byrne (216) 696-5555
Indianapolis—Craig Kelley (317) 252-2658
Houston—Chip Namias (713) 797-9111
Kansas City—Gary Heise (816) 924-9300
Los Angeles Raiders—Mike Ornstein (213) 322-3451
Miami—Eddie White (305) 576-1000
New England—Jim Greenidge (617) 543-7911
New York Jets—Frank Ramos (212) 421-6600
Pittsburgh—Dan Edwards (412) 323-1200
San Diego—Rick Smith (714) 280-2111
Seattle—Gary Wright (206) 827-9777

NATIONAL FOOTBALL CONFERENCE

Atlanta—Charlie Taylor (404) 688-8684
Chicago—Ken Valdiserri (312) 663-5100
Dallas—Doug Todd (214) 369-8000
Detroit—Bill Keenist (313) 335-4131
Green Bay—Lee Rammel (414) 494-2351
Los Angeles Rams—John Oswald (714) 535-7267
Minnesota—Merrill Swanson (612) 828-6500
New Orleans—Greg Suit (504) 525-0792
New York Giants—Ed Croke (201) 935-8111
Philadelphia—Ed Wisneski (215) 463-2500
St. Louis—Bob Rose (314) 421-0777
San Francisco—Jerry Walker (415) 365-3420
Tampa Bay—Rick Odioso (813) 870-2700
Washington—John Konoza (703) 471-9100

CHAMPIONSHIP PLAY

AFL-AFC TITLE GAMES

1986 Denver 23, Cleveland 20 (OT)	1973 Miami 27, Oakland 10
1985 New England 31, Miami 14	1972 Miami 21, Pittsburgh 17
1984 Miami 45, Pittsburgh 28	1971 Miami 21, Baltimore 0
1983 Los Angeles Raiders 30, Seattle 14	1970 Baltimore 17, Oakland 17
1982 Miami 14, New York Jets 0	1969 Kansas City 17, Oakland 7
1981 Cincinnati 27, San Diego 7	1968 New York Jets 27, Oakland 23
1980 Oakland 34, San Diego 27	1967 Oakland 40, Houston 7
1979 Pittsburgh 27, Houston 13	1966 Kansas City 31, Buffalo 7
1978 Pittsburgh 34, Houston 5	1965 Buffalo 23, San Diego 0
1977 Denver 20, Oakland 17	1964 Buffalo 20, San Diego 7
1976 Oakland 24, Pittsburgh 7	1963 San Diego 51, Boston 10
1975 Pittsburgh 16, Oakland 10	1962 Dallas 20, Houston 17 (OT)
1974 Pittsburgh 24, Oakland 13	1961 Houston 10, San Diego 3
	1960 Houston 24, Los Angeles 16

NFL-NFC TITLE GAMES

1986 New York Giants 17, Washington 0
1985 Chicago 24, Los Angeles Rams 0
1984 San Francisco 23, Chicago 0
1983 Washington 24, San Francisco 17
1982 Washington 34, Dallas 17
1981 San Francisco 28, Dallas 27
1980 Philadelphia 20, Dallas 7
1979 Los Angeles 9, Tampa Bay 0
1978 Dallas 28, Los Angeles 0
1977 Dallas 23, Minnesota 6
1976 Minnesota 24, Los Angeles 13
1975 Dallas 37, Los Angeles 7
1974 Minnesota 14, Los Angeles 10
1973 Minnesota 27, Dallas 10
1972 Washington 26, Dallas 3
1971 Dallas 14, San Francisco 3
1970 Dallas 17, San Francisco 10
1969 Minnesota 27, Cleveland 7
1968 Baltimore 34, Cleveland 0
1967 Green Bay 21, Dallas 17
1966 Green Bay 34, Dallas 27
1965 Green Bay 23, Cleveland 12
1964 Cleveland 27, Baltimore 0
1963 Chicago 14, New York Giants 10
1962 Green Bay 16, New York Giants 7
1961 Green Bay 37, New York Giants 0
1960 Philadelphia 17, Green Bay 13
1959 Baltimore 31, New York Giants 16
1958 Baltimore 23, New York Giants 17 (OT)
1957 Detroit 59, Cleveland 14
1956 New York Giants 47, Chicago 7
1955 Cleveland 38, Los Angeles 14
1954 Cleveland 56, Detroit 10
1953 Detroit 17, Cleveland 16
1952 Detroit 17, Cleveland 7
1951 Los Angeles 24, Cleveland 17
1950 Cleveland 30, Los Angeles 28
1949 Philadelphia 14, Los Angeles 0
1948 Philadelphia 7, Chicago Cardinals 0
1947 Chicago Cardinals 28, Philadelphia 21
1946 Chicago Bears 24, New York Giants 14
1945 Cleveland Rams 15, Washington 14
1944 Green Bay 14, New York Giants 7
1943 Chicago Bears 41, Washington 21
1942 Washington 14, Chicago Bears 6
1941 Chicago Bears 37, New York Giants 9
1940 Chicago Bears 73, Washington 0
1939 Green Bay 27, New York Giants 0
1938 New York Giants 23, Green Bay 17
1937 Washington 28, Chicago Bears 21
1936 Green Bay 21, Boston Redskins 6
1935 Detroit Lions 26, New York Giants 7
1934 New York Giants 30, Chicago Bears 13
1933 Chicago Bears 23, New York Giants 21

SUPER BOWL RESULTS

1986	New York Giants 39, Denver 20 at Pasadena
1985	Chicago 46, New England 10 at New Orleans
1984	San Francisco 38, Miami 16 at Palo Alto
1983	Los Angeles Raiders 38, Washington 9 at Tampa
1982	Washington 27, Miami 17 at Pasadena
1981	San Francisco 26, Cincinnati 21 at Detroit
1980	Oakland 27, Philadelphia 10 at New Orleans
1979	Pittsburgh 31, Los Angeles 19 at Pasadena
1978	Pittsburgh 35, Dallas 31 at Miami
1977	Dallas 27, Denver 10 at New Orleans
1976	Oakland 32, Minnesota 14 at Pasadena
1975	Pittsburgh 21, Dallas 17 at Miami
1974	Pittsburgh 16, Minnesota 6 at New Orleans
1973	Miami 24, Minnesota 7 at Houston
1972	Miami 14, Washington 7 at Los Angeles
1971	Dallas 24, Miami 3 at New Orleans
1970	Baltimore 16, Dallas 13 at Miami
1969	Kansas City 23, Minnesota 7 at New Orleans
1968	New York Jets 16, Baltimore 7 at Miami
1967	Green Bay 33, Oakland 14 at Miami
1966	Green Bay 35, Kansas City 10 at Los Angeles

RING OF FAME

The Denver Broncos' Ring of Fame was inaugurated in 1984 to honor former players and administrators who played significant roles in Bronco history.

Four former players were inducted into the Ring in 1984, running back Floyd Little (1967-75), defensive end Rich Jackson (1967-72), wide receiver Lionel Taylor (1960-66), and safety Austin "Goose" Gonsoulin (1960-66).

In 1985, former owner Gerald H. Phipps became the first non-player to have his name placed on the Ring of Fame.

Joining the elite group in 1986 were quarterbacks Frank Tripucka (1960-63) and Charley Johnson (1972-75), along with defensive tackle Paul Smith (1968-78).

To be eligible for induction into the Ring, a player must have played for at least four years with Denver and be retired at least five seasons.

The Ring of Fame is on the facade of Mile High Stadium's east stands, just below the third level.

DENVER BRONCOS

1987 PRE-GAME AND HALFTIME SCHEDULE

August 24	MIAMI	Pueblo Pride City Band
September 3	MINNESOTA	Rocky Mountain Cheerleaders
September 13	SEATTLE	University of Colorado Band
October 4	HOUSTON	Ring of Fame
October 12	LOS ANGELES RAIDERS	University of Utah Band
November 1	DETROIT	Colorado State University Band
November 16	CHICAGO	Southwest Missouri State Univ. Band
December 6	NEW ENGLAND	New Mexico State University Band
December 19	KANSAS CITY	Overland High School Band
December 27	SAN DIEGO	Denver Ford Dealers kicking contest

MILE HIGH STADIUM

Mile High Stadium, home of the Denver Broncos, once again was filled for every home date during the 1986 National Football League regular season. The Broncos brought their consecutive regular season sellout streak to 125 games and concluded 17 years of sellouts at Mile High Stadium.

Expansion of the stadium, begun in 1975, was completed for the 1977 season to give the Broncos the seventh largest home facility in the league.

Denver voters passed a \$25 million bond issue in 1974 to expand and improve the stadium from its capacity of 51,706 to 75,100. The stadium held 63,532 for the 1976 season, halfway through the project.

Bringing the stadium capacity to its present 76,274 in 1986 was the construction of the Penthouse Suites atop the west stands. There are 60 luxury suites which seat 14, 16, or 24 fans each, accessed by private elevators and fully serviced for every Bronco home game.

Making Mile High Stadium unique, however, is its movable east stands. The east stands move in a single section which, when fully extended, is in a horseshoe configuration for football. When the section is retracted, the stadium is in position for baseball.

The dynamics involved in the move are fascinating. First, bear in mind that the east stands section is a three-tiered structure, 535 feet long, 135 feet tall and 200 feet deep, weighing nearly nine million pounds. Second, the stands must be moved a distance of 145 feet.

How is it done? The answer, says DMJM-Phillips-Reister, the engineering-architectural firm in charge of the project, is water.

More than 90,000 square feet of runways serve as the operating surfaces over which the stands will move. Water is pumped onto the runways and form a .003 inch sheet upon which the stands rest. Hydraulic rams then push the stands forward at the rate of three feet per minute, making the move last somewhere around two hours.

Originally called Bears Stadium, the facility was built in 1948 for the Denver Bears of baseball's old Western League, with long-range plans to utilize it for football as well. When Denver became a charter member of the American Football League in 1959, the south stands (8,100 seats) and portable east stands (9,616 seats) were added to give a capacity of 34,657 for football.

After Denver voters turned down a stadium bond issue to build an all-purpose metropolitan stadium in 1967, a non-profit group began a fund-raising drive with the goal of purchasing the stadium for the city.

In February of 1968, the group bought the stadium from Rocky Mountain Empire Sports for \$1.8 million and presented it to the city of Denver. A 16,000-seat upper deck was immediately constructed over the west stands, raising the capacity to over 50,000 for the 1968 season. In December of 1968, the stadium was renamed Denver Mile High Stadium.



SCHEDULING

The master NFL schedule, as it applies to the Denver Broncos (and also to other AFC West teams), for 1988:

EACH TEAM:

A. Home-and-home games with the four teams in the AFC West (Kansas City, Los Angeles Raiders, San Diego, Seattle). Total: eight games.

B. One game with teams # 1-4 (referring to placings) in a division of the NFC. In 1988, this will be the NFC West. Sites will depend upon order of finish within the division (see subsequent notes). This step does not apply to the fifth place team in the AFC West.

FIRST PLACE TEAM IN THE AFC WEST

B. Home: NFC West #1, NFC West #3; Away: NFC West #2, NFC West #4. Total: four games.

C. One game with each of the two other first place teams in the AFC. One game with both the second place team in the AFC East and the third place team in the AFC Central. Home: AFC Central #1, AFC East #2; Away: AFC East #1, AFC Central #3. Total: four games.

SECOND PLACE TEAM IN THE AFC WEST

B. Home: NFC West #2, NFC West #4; Away: NFC West #1, NFC West #3. Total: four games.

C. One game with each of the other second place teams in the AFC. One game with both the first place team in the AFC Central and the fourth place team in the AFC East. Home: AFC Central #2, AFC East #4; Away: AFC East #2, AFC Central #1. Total: four games.

THIRD PLACE TEAM IN THE AFC WEST

B. Home: NFC West #1, NFC West #3; Away: NFC West #2, NFC West #4. Total: four games.

C. One game with each of the other third place teams in the AFC. One game with both the first place team in the AFC East and the fourth place team in the AFC Central. Home: AFC Central #3, AFC East #1; Away: AFC East #3, AFC Central #4. Total: four games.

FOURTH PLACE TEAM IN THE AFC WEST

B. Home: NFC West #2, NFC West #4; Away: NFC West #1, NFC West #3. Total: four games.

C. One game with each of the other fourth place teams in the AFC. One game with both the third place team in the AFC East and the second place team in the AFC Central. Home: AFC Central #4, AFC East #3; Away: AFC East #4, AFC Central #2. Total: four games.

FIFTH PLACE TEAM IN THE AFC WEST

D. One game with each of team #1-4 of the four team division in the AFC (AFC Central). Home: AFC Central #1, AFC Central #3; Away: AFC Central #2, AFC Central #4. Total: four games.

E. Home-and-home games with the other fifth place team in the AFC. Home: AFC East #5; Away: AFC East #5. Total: two games.

F. One game with each of the fifth place teams in the NFC. Home: NFC East #5; Away: NFC Central #5. Total: two games.

Broncos Radio Network

For the 18th consecutive season, Denver's 50-thousand watt station KOA (850) will serve as the flagship station for the Denver Broncos game broadcast network.

Bob Martin, radio voice of the Broncos since 1964, will again be calling the play-by-play account of the games, with Larry Zimmer, who joined the broadcast team in 1971, again doing the color commentary.

Martin was named Colorado Sportscaster of the Year for the 18th consecutive year in 1986.

The confirmed list of network stations is as follows:

DENVER BRONCOS RADIO NETWORK 1987

COLORADO

KVOR AM — Colorado Springs
KSMT FM — Breckenridge
KBZZ AM — La Junta
KEKB FM — Fruita/Grand Junction
KLMO AM — Longmont
KLMR AM — Lamar
KCRT AM — Trinidad
KUBC AM — Montrose
KDZA AM — Pueblo
KFKA AM — Greeley
KVRH AM — Salida
KMTS FM — Glenwood Springs
KRSJ FM — Durango
KSPK AM — Walsenburg
KALQ FM — Alamosa
KVMT FM — Vail
KRAI AM/FM — Craig
KVLE FM — Gunnison
KSNO AM/FM — Aspen
KPAG AM — Pagosa Springs
KTLD AM — Granby
KBOL AM — Boulder
KIIH AM — Ft. Collins
KRLN AM — Canon City
WYOMING
KTWO AM — Casper
KWOR AM — Worland
KROE AM — Sheridan
KSIT FM — Rock Springs
KFBC AM — Cheyenne
KMER AM — Kemmerer
KIQZ AM — Rawlins
KGWY FM — Gillette
KODI AM — Cody
KLDI AM — Laramie
KOVE AM — Lander

ARIZONA

KCKY AM — Coolidge
KTAN AM — Sierra Vista
UTAH
KSL AM — Salt Lake City
KANSAS
KWKR AM — Garden City
KLOE AM — Goodland
NEW MEXICO
KENN AM — Farmington
KRSN AM — Los Alamos
KRTN AM — Raton
KOB AM — Albuquerque
NEBRASKA
KODY AM — North Platte
KCOW AM — Alliance
KRVN AM — Lexington
KOLT AM — Scottsbluff
KMCX FM — Ogallala
MONTANA
KBLG AM — Billings
SOUTH DAKOTA
KOTA AM — Rapid City

MEDIA INFORMATION

The Broncos' media guide was prepared to assist in coverage of Denver's 1987 NFL season. Should additional materials, information, or services be required, contact:

JIM SACCOMANO

Director of Media Relations

Denver Broncos, 5700 Logan Street, Denver, CO 80216

Telephones: Office — (303) 296-1982

Office (after 5 p.m.) — (303) 296-1263

Home: Jim Saccomano — (303) 288-1182

When making requests for working press credentials, please allow time for mailing. Press credentials are normally issued approximately 10 days before the game. Should transmission facilities be required, please arrange for same through local representatives.

WORKING PRESS: Admittance to the Broncos' press box is restricted to the WORKING PRESS ONLY. Credentials are marked with a row and seat number. Passes are non-transferable.

PHOTOGRAPHERS: Photographers are asked to take special note of the following conditions for use of press credentials, as set by the National Football League:

"This working credential is issued to an organization for the sole purpose of providing stadium access to an accredited individual who has a legitimate working function (media or game service) in connection with this game. It is non-transferable. Any unauthorized use of this credential subjects the bearer to ejection from the stadium and prosecution for criminal trespass.

Any secondary non-editorial use of any picture, film/tape or drawing of the game taken or made by the accredited organization or individual to whom this credential has been issued (including but not limited to use in advertising, sales promotion or merchandising) is prohibited without prior specific written approval of the National Football League. Additionally, television stations are prohibited from making available game film or tape to any other organi-

zation even though the planned use may be editorial in nature without advance written permission from the NFL or one of its member clubs. Such film or tape may be aired *only by the specific station or entity to whom this credential is issued.*

Television stations filming or taping NFL games recognize that any films or tapes may only be used in connection with a regularly scheduled television newscast *within a seven-day period* following the game and the film clip or taped portion of each such showing will not exceed *two (2) minutes* in length.

Additionally, television stations agree not to use more than *six (6) minutes* of filmed or taped "same-day" highlights from NFL games on any regularly scheduled news programs (i.e. no more than six minutes of highlights on Sunday night). This is the only exception to the two-minute limitation.

Television stations wishing to use NFL film or tape in any other manner must obtain written permission for such usage from the National Football League.

Acceptance of the credential constitutes agreement by the bearer and his organization to abide by the foregoing conditions. Thank you for your cooperation."

Sideline photo passes will be tightly controlled by the Public Relations Department and are generally limited to photographers shooting for a daily newspaper, wire service, or magazine of national circulation on specific assignment, or television station.

RADIO-TELEVISION: In making requests for broadcast credentials, please specify requirements for spotters and/or statisticians.

CODE-A-PHONE: The Broncos' Code-A-Phone will be in operation after the club begins training camp at the University of Northern Colorado in Greeley. New entries, generally including an interview with a player or coach, will be made daily at approximately 6:00 p.m. This recorded interview service will continue throughout the season. Please check with the public relations office for an updated telephone number.

STADIUM ACCESS: To get to Mile High Stadium, which is located at 19th Avenue and Eliot Street, take Interstate 25 to the Mile High Stadium Exit (19th Avenue Exit). The Press Box is located on the West side of the stadium.

DRIVING INSTRUCTIONS TO MILE HIGH STADIUM FROM STAPLETON INTERNATIONAL AIRPORT: Exit airport on Quebec North and continue to Interstate 70. Take Interstate 70 West to Interstate 25 South, which will be a left lane exit. Continue West on Interstate 25 South until you come to Mile High Stadium Exit (19th Avenue Exit).

DRIVING INSTRUCTIONS TO STAPLETON INTERNATIONAL AIRPORT FROM MILE HIGH STADIUM: Take one of two routes depending on your parking lot location. You can take 20th Avenue East to Clay Street, turning left at Clay and proceeding to 23rd Avenue. Take a right at 23rd Avenue and continue to Interstate 25 entrances. Another route (Northbound) would be to take 17th Avenue East, which will continue beneath an overpass and will take you directly to Interstate 25 north. The alternate South bound route would be to take 17th Avenue East, turning left at Bryant Street and proceeding to the Interstate 25 South bound entrance, approximately two blocks.

TRANSMISSION FACILITIES: The Broncos provide five complimentary telephones in the visitors area of the working press box for use with VDT or telecopier equipment. Only collect, credit card or third party billing calls can be made from these telephones. Should you wish a private telephone installed at your seat, the Broncos will be pleased to assign you a seat location and provide you with a contact for you to make the appropriate arrangements with the local telephone company.

POST-GAME TRANSPORTATION: Please advise Broncos PR personnel as soon as possible should you require transportation following the game. The amount of time you must wait will obviously decline as time goes by following the conclusion of the game. All taxis will make pick-ups curb side at the Ticket Office, which is located at 19th Avenue and Eliot Street. Should you wish to make your own arrangements, the number of Yellow Cab Company is 777-7777.

INSTANT REPLAY APPROVED FOR 1987

For the second year in a row, NFL clubs have approved a limited system of Instant Replay on a one-year basis.

The system basically stays the same as in 1986 with the exception that larger monitors will be used by Replay Officials. In 1986, there were 374 plays closely reviewed (defined as a contact to the field, but not necessarily stoppage of play). There were 38 reversals for an average of one reversal in each six games. There were three other rulings (clarification of rules) by Replay Officials.

In 1986, the system was approved by a 23-4-1 vote. In 1987, the vote was 21-7.

The NFL has discussed Instant Replay in some degree or other since the early 1970s. The League experimented in 1976 and 1978 using two basic frameworks—an independent system using cameras, replay machines, and technicians separate from the network covering the game, and a "no frills" approach using existing television coverage.

In 1985, the NFL used the network feed of nine nationally televised preseason games to experiment with the basic system that later was adopted for 1986 and 1987. A total of 28 plays were examined closely in 1985 (17 confirmed call, 4 were inconclusive, 1 was reversed, and 6 had no replay shown).

What is the objective of this system?

The clubs feel that on certain plays the telecast viewed by the general public should be used to correct an indisputable error. The system will be used to reverse an on-field decision only when the Replay Official has *indisputable visual evidence* available to him that warrants the change.

Is the television network carrying the game part of the review process?

No. Although the Replay Official will be viewing the live network feed, there is no communication to television personnel as to what plays to show or not to show.

What is the step-by-step procedure of play review?

The Replay Official will view game action and a play will be replayed immediately on one of the two monitors, while the other monitor continues to record the live feed.

The Replay Official makes a determination if further study of the play is needed. If not, there is no contact with the field and play continues without interruption.

If the Replay Official believes an error may have been made, the Umpire will be contacted via a headset.

The Replay Official will watch replay(s) on one or both monitors and complete his review within a reasonable period after the play is over.

The Replay Official will inform the Umpire of his decision, and the Referee will make the appropriate announcement on the wireless microphone.

The limited Instant Replay system concentrates on plays of possession or touching (e.g., fumbles, receptions, interceptions, muffs) and most plays governed by the sidelines, goal lines, end lines, and line of scrimmage (e.g., receiver or runner in or out of bounds, forward or backward passes, breaking the plane of the goal line).

However, the Instant Replay system will *not* include the following fouls: clipping; encroachment and offsides; grasp of facemask; false start; defensive pass interference; offensive pass interference; offensive holding and illegal use of hands; illegal batting or punching ball; illegal block on free kick or scrimmage kick; illegal crackback; illegal motion; illegal use of forearm or elbow; illegal use of hands by defense; illegally kicking the ball; illegally snapping the ball; intentional grounding; member of the punting team downfield early; illegal formation; palpably unfair act; piling on; roughing the passer; running into or roughing the kicker; striking, kicking, or kneeling; unnecessary roughness; unsportsmanlike conduct; and use of the helmet as a weapon.

NOTES

NOTES

M.V.P.


(Most Valuable Pair)



**Brought to you by your
friends at the Adolph Coors Company.**

© 1986 Adolph Coors Company, Golden, Colorado 80401 • Brewer of Fine Quality Beers Since 1873. 4916

Coors is the one.



When you want a beer that's a little less heavy,
never bitter, but with all the spirit of a great beer
... **Coors is the one.**

**Best of luck to
the Denver Broncos
on their 1987-88 season!**

