


DENVER BRONCOS



1988 MEDIA GUIDE



AMERICAN FOOTBALL CONFERENCE
CHAMPIONS — 1977, 1986, 1987

WHAT QUENCHES THE ULTIMATE THIRST?



**GATORADE IS THIRST AID
FOR THAT DEEP DOWN BODY THIRST.**

© 1988 S-V-C

ON THE COVER: Linebacker/Defensive End Karl Mecklenburg, who in 1987 earned his third consecutive starting berth in the NFL Pro Bowl. He was also named by his teammates as Denver's Most Valuable Defensive Player last season. The cover photo was taken by Rod Hanna.

Denver Broncos 1988 Media Guide

Index

Attendance Marks	173
Biographies:	
Management	4
Head Coach	5
Assistant Coaches	8
Scouting Staff	15
Veteran Players	28
Draft Choices	101
Denver Broncos Youth/Randy Gradishar	221
Depth Chart (Preseason)	115
Directory	3
Draft Selections, 1960-88	198
Game Summaries, 1987	127
Halftime	224
Historical Highlights	214
Honors (Individual)	151
Hotels on the Road	140
How the Broncos Were Built	118
Instant Replay	229
Last Time	146
Media Information	227
Monday Night Games	162
National Football League:	
1987 Standings	144
Personnel	222
Player Personnel Dates	100
NFC/AFC Championship History	223
Offense and Defense Year by Year	174
One Game Superlatives, 1987	120
Overtime Games	162
Playing Field Plan	230
Playoff History	163
Radio Network	226
Records:	
Individual	179
Top Performances	146
Team	188
Coaches	172
Individual vs. Broncos	194
Past Decade	161
Results:	
Regular Season, 1960-87	153
Preseason, 1960-87	157
1987 Season	109
Ring of Fame	224
Rosters:	
Veterans	116
All-Time Broncos	205
All-Time Coaches	172
Schedules:	
Broncos 1988	2
NFL Regular Season	23
Postseason and Preseason	27
Series Scores vs. Opponents	158
Stadium Information	225
Statistics:	
Individual	111
Team	110
1987 Game by Game	121
Leaders Year by Year	175
Ticket Sales, 1960-87	174
Trades	201

SCHEDULE - 1988

Regular Season

Sunday, September 4	SEATTLE, 2:00 p.m.
Sunday, September 11	SAN DIEGO, 2:00 p.m.
Sunday, September 18	at Kansas City, 12:00 p.m.
Monday, September 26	LOS ANGELES RAIDERS, 6:00 p.m.
Sunday, October 2	at San Diego, 1:00 p.m.
Sunday, October 9	at San Francisco, 1:00 p.m.
Sunday, October 16	ATLANTA, 2:00 p.m.
Sunday, October 23	at Pittsburgh, 1:00 p.m.
Monday, October 31	at Indianapolis, 9:00 p.m.
Sunday, November 6	KANSAS CITY, 2:00 p.m.
Sunday, November 13	CLEVELAND, 2:00 p.m.
Sunday, November 20	at New Orleans, 12:00 p.m.
Sunday, November 27	LOS ANGELES RAMS, 2:00 p.m.
Sunday, December 4	at Los Angeles Raiders, 1:00 p.m.
Sunday, December 11	at Seattle, 5:00 p.m.
Saturday, December 17	NEW ENGLAND, 2:00 p.m.

All Times Local at Game Site
Home Games (Mile High Stadium) Capitalized

Preseason

Wednesday, August 3	at Los Angeles Rams, 7:00 p.m.
Saturday, August 13	SAN FRANCISCO, 7:00 p.m.
Friday, August 19	at Miami, 9:00 p.m.
Thursday, August 25	INDIANAPOLIS, 6:00 p.m.

The Denver Broncos

Executive Offices

5700 Logan Street
Denver, Colorado 80216
Telephone: (303) 296-1982

Ticket Office

Denver Mile High Stadium
1900 Eliot Street
Denver, Colorado 80204
Telephone: (303) 433-7466

Training Camp

Lawrence Hall
University of Northern Colorado
Greeley, Colorado 80639

BRONCOS DIRECTORY

MANAGEMENT

President and Chief Executive Officer Pat Bowlen
Board of Directors Pat Bowlen, (Chairman)
Bill Bowlen, John Bowlen, Bill Britton,
Jeff Harman, Fred Hemmings, John Jagger

COACHING STAFF

Vice President/Head Coach Dan Reeves
Special Assistant Marvin Bass
Assistant Defensive Line Rubin Carter
Assistant Head Coach/Defense Joe Collier
Running Backs Mo Forte
Quarterbacks Chan Gailey
Offensive Line George Henshaw
Defensive Line Stan Jones
Wide Receivers Larry Kennan
Tight Ends/Assistant Offensive Line Pete Mangurian
Strength/Conditioning Al Miller
Linebackers Myrel Moore
Special Teams/Assistant Linebackers Mike Nolan
Special Teams/Assistant Defensive Backs Charlie Waters
Defensive Backs Charlie West

ADMINISTRATIVE STAFF

General Manager John Beake
Treasurer and Chief Financial Officer Robert M. Hurley
Director of Administration Sandy Waters
Director of Media Relations Jim Saccomano
Ticket Manager Gail Stuckey
Assistant to the President Bob Annalora
Director of Player and Community
Relations Charlie Lee
Controller Alex Rohr
Director of Marketing Bill Harpole
Manager of Information Processing Warren Kulik

SCOUTING STAFF

Director of Player Personnel Reed Johnson
Director of Pro Personnel Lide Higgins
Player Personnel Secretary Jenny Anne Cary
College Scouts Ken Blair, Hugh Davidson, Scott DiStefano,
Jerry Frei, Cornell Green, Mike Hagen,
Ronnie Hill, Bobby Marks, Bernie Reid

SUPPORT STAFF

Director of Video Operations Rusty Nail
Assistant Director of Video Operations Mike Barker
Video Operations Assistant Dusty Alves
Equipment Manager Dan Bill
Equipment Department Assistant Frank Trujillo
Administrative Assistant to Head Coach Skip Allen
Media Relations Assistant Barry Hawkins
Groundskeeper Ross Kurcab
Assistant Groundskeeper Ted Proulx
Superintendent of Facilities Ronnie Bill
Assistant to Strength Coach Mike Anderson

MEDICAL STAFF

Head Athletic Trainer Steve Antonopoulos
Assistant Trainer Jim Gillen
Team Physicians Dr. James P. McElhinney,
Dr. Roger Greenberg

OFFICE STAFF

Executive Assistant to the President Yolanda Saltus
Secretary to Vice President/Head Coach Azantha Andrie
Secretary to General Manager Kristi Nichols
Film Department/Assistant
Coaches Secretary Pat Chappellear
Assistant Ticket Manager Joan Baker
Ticket Office Assistants Bertie Mark, Cathy Gibbons
Accountant Beverly J. Havens
Secretary to Director of Administration Pam Hynes
Public Relations Secretary Pamela Moss
Accounting Processor Beth Herhold
Administrative Secretary Jana Schempf
Receptionists Karen Cleveland, Nancy Dunkley, Shari Verdeal

PRESIDENT AND CHIEF EXECUTIVE OFFICER

PAT BOWLEN

President and Chief Executive Officer

The consecutive American Football Conference championships and appearances in Super Bowls XXI and XXII clearly mark the zenith of Pat Bowlen's four-year ownership of the Denver Broncos, the first AFC franchise to win back-to-back conference crowns since 1978-79.

However, those titles also serve as symbols of the lofty goal set for this franchise by its energetic and dynamic chief executive—simply stated, to be annually among the finest teams in professional football.

His four years of ownership have resulted in the best overall record (45-17-1) and best road record (18-12-1) in the AFC, as well as the finest home mark (27-5) in the entire NFL. Bowlen's club is the only AFC franchise to have won 10 or more games in each of the last four years, and he finished second in The Sporting News 1987 Executive of the Year balloting.

He presides over a franchise that has won three division crowns and has consecutive regular season win totals of 13, 11, 11, and 10. In fact, the past four season records represent four of the five finest campaigns in team history.

Pat Bowlen was introduced as the majority owner of the Denver Broncos on March 23, 1984, and that announcement triggered a new era in franchise history, one which has coupled success on the playing field with enthusiasm for an even brighter future.

He immediately put his own mark on the Broncos, establishing a solid administration and creating a positive atmosphere that was a major factor in the team's success both on and off the field.

The team responded with a 13-3 record and the American Football Conference Western Division championship in 1984, following that up with an 11-5 record that just barely kept the Broncos out of the playoffs in 1985.

Meanwhile, Bowlen has seen the Broncos' consecutive home game sellout streak stretch to 137 straight regular and postseason non-strike games through the end of the 1987 campaign, as Denver led the entire National Football League in actual in-stadium attendance over that four-year period. The Broncos have drawn 2,413,113 to Mile High Stadium from 1984-87, tops in the NFL.

Having established a solid foundation, Bowlen took a dramatic step toward the future during 1986 with the construction of 60 luxury Penthouse Suites atop the west side of Mile High Stadium.

Bowlen, 44, and the Bowlen family acquired 100% ownership of the Broncos in July of 1985. He is active in day to day operations of the football club.

Born in Prairie du Chien, Wis., he attended high school there and went on to the University of Oklahoma, where he earned degrees in both business (1965) and law (1968).

Bowlen has real estate and natural resource holdings in Alberta, as well as real estate holdings in Colorado, Arizona, and California.

An outstanding athlete in his own right, he has competed in the Ironman Triathlon—an event in which one must swim 2.4 miles, ride 112 miles on a bicycle, and run 26.2 miles, all consecutively—as well as in other triathlon races and several marathons.

Bowlen is a member of several clubs and societies, including the Young President's Organization, the Canadian and Edmonton Bar Associations, and the Law Society of Alberta.

In addition, to his Denver home, he also maintains residences in Honolulu, Hawaii and Edmonton, Alberta.



VICE PRESIDENT/HEAD COACH

DAN REEVES

Vice President / Head Coach

Whether judged by single season records or by his overall impact on the franchise since coming to Denver in 1981, Vice President/Head Coach Dan Reeves stands in very exclusive company as one of the premier coaches in the National Football League.

He can boast 70 wins in seven years, including a 66-37-1 (.637) regular season record and a 4-4 postseason mark, with appearances in both Super Bowls XXI and XXII.

The first coach to guide his club to consecutive American Football Conference crowns since Pittsburgh's Chuck Noll in 1978-79, Reeves is an intense competitor who has infused the Broncos with his own strength of character, an overwhelming factor on the 1986 and 1987 championship teams.

Last year Reeves led an injury-ridden team to a 10-4-1 record, best in the AFC, and its second straight AFC western Division title. The Broncos then posted playoff wins over Houston and Cleveland before meeting Washington in Super Bowl XXII.

Reeves's teams have been in postseason play in four of the last five years, and two of his teams are among just five since the wild card system began in 1970 to have missed the playoffs despite 10 wins or more (his 1981 club was 10-6, and his 1985 team was 11-5, both eliminated by the tiebreaking procedure).

His 45-17-1 regular season record from 1984 to the present is the third best mark in the NFL, and Reeves-coached teams are 27-5 at home in that time period, tied with Chicago for the best home record in the entire league.

Since 1981, only three NFL coaches have posted more regular season victories than Reeves's 66—Joe Gibbs (74), Bill Walsh (74), and Don Shula (71). Last season marked the sixth winning season and the fourth Denver playoff berth for Reeves, whose Broncos were the AFC West titlists in 1984 after having entered the playoffs as a wild card participant in 1983.

Despite playing a shortened 15-game schedule in 1987, the Broncos last year set numerous single season team records, including most touchdowns scored (45, tying the 1985 and 1986 marks), most yards of total offense (5,624), and most net yards passing (3,654). In addition, the Super Bowl-bound Broncos set new marks for most games scoring 20 or more points (12) and most consecutive games scoring 20 or more (seven, tied with three other years), as well as most games scoring 30 or more (six, tied with 1985 and 1986).

His 1986 Super Bowl team had the unique distinction of possessing a high-powered passing game while setting a new franchise record for lowest interception avoidance percentage (.029).

In the last four years Reeves has led the Broncos to four of the five best records in franchise history. Denver has had winning streaks of four or more games five times under Reeves, including a club record 10 straight in 1984. His 13-3 mark in 1984 gave Denver its highest victory total ever and garnered numerous Coach of the Year honors for the club's highly respected coach (Kansas City 101 Club, Pro Football Weekly, Sports Illustrated, Football News, College and Pro Football Newsweekly).

He also finished second in the UPI AFC Coach of the Year balloting in 1983, a season in which he paced the Broncos to a 9-7 mark and a wild card playoff berth.



Reeves, who enters his eighth season at the Broncos' helm this year, was the youngest coach in the NFL when he assumed command of the club in 1981, guiding Denver to a 10-6 record and barely missing a playoff berth in that inaugural campaign.

Reeves had been a member of the Dallas coaching staff since 1970, when he undertook the difficult dual role of player-coach for two seasons. He was a fulltime offensive backfield coach in 1972, but spent 1973 in private business before rejoining the staff again as backfield coach in 1974.

In 1977, he took on the job of offensive coordinator, in which his duties included coaching the quarterbacks and wide receivers.

A native of Americus, Ga. (1/19/44), Reeves began his pro career as a free agent running back for the Cowboys in 1965. He had been a quarterback as a college player at South Carolina and was inducted into South Carolina's Hall of Fame nine years ago.

An all-purpose offensive back during his eight seasons (1965-72) on the Dallas roster, Reeves finished his career as the Cowboy's fifth all-time leading rusher, despite a series of injuries that slowed him in the later stages of his career.

He rushed for 1,990 yards and 25 touchdowns, and caught 129 passes for 1,693 yards and 17 TDs.

Because of his collegiate quarterback background, Reeves was also a respected halfback option passer, completing 30 such attempts for a pair of TDs during his career. In addition, he returned some kickoffs and punts along the way, and played in the NFL championship games of 1966, 1967, and 1970. He now has played or coached in seven Super Bowls.

Reeves and his wife Pam are the parents of three children, daughters Dana (9/21/65) and Laura (9/19/70), and son Lee (11/4/67), and they have one granddaughter, Caitlin (2/24/88).



GENERAL MANAGER

JOHN BEAKE General Manager

John Beake begins his 10th year with the Denver Broncos and his fourth season as the National Football League Club's General Manager. This will mark John's 20th season in professional football as either coach or administrator.

Having had an integral role in Denver's drives to the American Football Conference Championships and berths in Super Bowls XXI and XXII over the last two years, John subsequently finished second in The Sporting News 1986 Executive of the Year balloting.

As General Manager, he is responsible for all day-to-day operations of club administration and concentrates his efforts in the area of contract negotiations, an area in which he has considerable experience.

Beake has been the first NFL general manager to sign all his club's unsigned players in each of the past three years, and he plays a vital role in player acquisitions via trades and free agent signings.

All of Denver's administrative department heads report directly to John Beake, who coordinates the activities of each department with the counsel of Dan Reeves and team owner Pat Bowlen. Together, the three embody the major decision-making element of the Denver Broncos.

John was Assistant General Manager in 1984 and was the Broncos' Director of Football Operations the previous year, so his position at the helm of the club's administration is the culmination of a steady rise within the organization.

He joined the Broncos in 1979 as the Director of Pro Personnel and became Director of Player Personnel in 1981, having concentrated on the coaching aspects of the game prior to coming to Denver.

As assistant coach for the Kansas City Chiefs from 1968 through 1974, John was the offensive backfield coach for the Chiefs when they defeated the Minnesota Vikings to win Super Bowl IV in New Orleans. He also coached the running backs at New Orleans in 1976-77.

On the college level, he coached at Penn State in 1961-1962 and was the offensive coordinator at Colorado State University in 1975. Upon receiving his master's degree from Penn State in 1962, John coached for six years at the high school level.

He has a bachelor's degree from Trenton State College in New Jersey, in addition to his master's degree from Penn State.

An avid skier, he is an annual participant in the Winter Park Pro-Am Race to benefit the handicapped skiers program in Colorado.

John and his wife, Marcia, have three children, Jerilyn, Chip, and Christopher, and the family makes its home in Fort Collins, Colorado.



ASSISTANT COACHES

MARVIN BASS Special Assistant

With over 40 years experience as a coach and administrator in college and pro football, Marvin Bass this year is in his sixth campaign in the position of special assistant. He served the Broncos in that capacity in 1982-83, and was the head offensive line coach in 1984.


Bass, 68, came to Denver from the Canadian Football League, where he had been defensive coordinator of the Calgary Stampeders from 1978-1981.

A native of Norfolk, Virginia who was an All-American at William and Mary in 1942, he elected to go into college coaching after graduation and joined the staff at his alma mater in 1944.

In addition to William and Mary, Bass coached on the college level at North Carolina, Georgia Tech, South Carolina, and the University of Richmond. While head coach at South Carolina Bass coached Dan Reeves, who was the starting quarterback for the Gamecocks.

On the pro level, he was on the Buffalo Bills staff from 1969-71 and spent two years with the Birmingham franchise in the World Football League, including one season as head coach (1975). After the WFL ceased operations Bass rejoined the Buffalo Bills, this time as Director of Pro Scouting from 1975-77, prior to moving to Calgary in 1978.

Marvin and his wife, Audrey, have one son, Randy, and two grandsons, Lee and Rhett.



RUBIN CARTER Assistant Defensive Line

Rubin Carter, 35, is in his second year as the assistant defensive line coach with the Broncos' coaching staff in 1988, after closing out an outstanding 12-year playing career as one of the NFL's finest nose tackles.

Carter played more games at nose tackle (152) than any other NFL player in history and played in 166 games overall, tied for the fifth highest number in team history. He missed just two games from 1975 through 1985, a remarkable record at the nose tackle position.

He was known as a strong emotional leader for the Broncos and was Denver's 1986 nominee for the Ed Block Memorial Award of Courage. He recorded 1,036 total tackles, including 33 quarterback sacks, having joined the club as a fifth round draft choice in 1975.

A native of Fort Lauderdale, Fla., Carter was a Kodak and UPI All-American selection at the University of Miami (Florida), graduating with a degree in business administration.

He is the honorary chairman of the Bal Swan Ball and Annual Dinner, which benefits the Bal Swan Children's Center for mentally and physically handicapped youth, located in Broomfield, Colo.

Rubin and his wife Diana have a son, Ruben Andre, and a daughter, Diandra.



JOE COLLIER Assistant Head Coach/Defense

The senior member of the Denver Broncos' coaching staff, Joe Collier was promoted to the position of assistant head coach/defense prior to the 1982 campaign. Recognized as the mastermind of Denver's strong defensive unit, Collier begins his 20th season with the Broncos in 1988.

Collier, 56, is one of only four original AFL coaches still active in the NFL. He is the only active coach who has spent all 28 years with AFL or AFC teams.

Collier was on Lou Saban's staff at Western Illinois from 1957 through 1959, then moved with Saban to the Boston Patriots in 1960-61, and on to Buffalo in 1962.

He served as head coach of the Bills in 1966-67-68, then rejoined Saban's staff with the Broncos in 1969.

Collier was an All-Big Ten selection as an end during his college days at Northwestern, and played in the Senior Bowl and the East-West Shrine game. Drafted by the New York Giants, he chose instead to spend the next two years in the Army, after which he joined the coaching ranks at Western Illinois.

Joe and his wife, Shirley, have three children, Julie, Lisa and Joe.



MAURICE (MO) FORTE Running Backs

Mo Forte is in his first season as the Broncos' running backs coach, having come to Denver from North Carolina A & T State University, where he was head coach from 1982-87. Forte led the Aggies to a 9-3 record and the Mid-Eastern Athletic Conference championship in the 1986 campaign.

Forte, 41, had been an assistant coach for 12 years at major college programs prior to going to North Carolina A & T. His previous coaching career included stints at Arizona State (1980-81), Michigan State (1978-79), Duke (1976-77), and Minnesota (1970-75).

The 1978 Michigan State team won the Big 10 title and the 1981 Arizona State club established a number of Pac-10 records.

A native of Hannibal, Missouri, Forte was a starting running back at the University of Minnesota, from which he graduated with a bachelor's degree in education in 1971.

Mo and his wife, Gail, are the parents of a daughter, Dawn.



CHAN GAILEY Quarterbacks

Chan Gailey is in his fourth year as an assistant coach with Denver, and this season he will coach the team's quarterbacks after having coached the Broncos' tight ends and wide receivers last year. In 1986 he coached the Broncos' special teams and tight ends. Gailey, 36, came to Denver from Troy State in Troy, Ala., where he was head coach from 1983-84, winning the NCAA Division II national championship in 1984. He was a defensive assistant and special teams coach in his first season with the Broncos.

Gailey began his coaching career as the defensive backfield coach at Troy State in 1976-78, before moving on to the Air Force Academy as the Falcons' secondary coach in 1972. Gailey rose to the position of defensive coordinator with the Falcons in 1981, and returned to Troy State in 1983.

A native of Americus, Ga., Gailey earned 12 varsity letters at Americus High School before entering the University of Florida, where he earned his bachelor's degree in physical education in 1974. He earned three letters at Florida, two as a quarterback and one as a special teams player.

Gailey served as a graduate assistant at Florida in 1974 and 1975, with the Gators going to the Sugar Bowl in 1974 and the Gator Bowl the following year.

Chan and his wife Laurie have two sons, Tate and Andrew.



STAN JONES Defensive Line

One of the leading linemen in the National Football League in his playing days, Stan Jones is marking his 35th consecutive year in pro football in 1988.

This is the 18th season as defensive line coach of the Broncos for Jones, who is on his second tour of duty in the Mile High City.

Jones, 56, served on the Bronco staff under Lou Saban from 1967 to 1971, spent the next four years with Saban in Buffalo, then rejoined the Broncos in 1976.

Jones was an All-American tackle at Maryland in 1953 and was named the nation's Lineman of the Year. In 1977, he was named to the Atlantic Coast Conference's 25-year All-Star team. He has been honored by the Maryland Alumni Association as Man of the Year, and is a member of Pennsylvania's Sports Hall of Fame.

He played 12 years with the Chicago Bears and one with the Washington Redskins, gaining All-Pro honors as an offensive guard four times and appearing in seven Pro Bowls.

Stan and his wife, Darlis, have a daughter, Sherrie, and two sons, Kevin and Tony.



GEORGE HENSHAW Offensive Line

George Henshaw is in his first season as the Denver Broncos' offensive line coach in 1988. He brings 18 years of collegiate coaching experience to his new post with the Broncos, including eight as an offensive coordinator and one as head coach.

Henshaw, 40, comes to the Mile High City from the University of Tulsa, where he was the Golden Hurricane's head coach last year.


He was on the Alabama staff from 1983-86 as offensive line coach, and was the Crimson Tide's offensive coordinator in 1985-86. Alabama led the Southeastern Conference in a number of offensive categories during Henshaw's four years there, including scoring offense (30.7 points per game) and total offense (424.1 yards per game) in 1983.

Prior to joining the Alabama staff Henshaw was at Florida State from 1976-82, serving as offensive coordinator and offensive line coach from 1979-82. In 1982 the Seminoles ranked second nationally in scoring offense (35.3 points per game) and third in total offense (465.7 yards per game). In his first three seasons at Florida State Henshaw coached the defensive line.

A 1970 graduate of West Virginia University, Henshaw began his coaching career at his alma mater in 1970 and remained there until 1976.

An all-Southern Conference performer as a defensive tackle, he is a member of the post-1950 all-time West Virginia squad.

George and his wife, Kathleen, have two sons, Michael and Matthew, and a daughter, Kerry.



LARRY KENNAN Wide Receivers

Larry Kennan, 44, joins the Denver Broncos' coaching staff as its wide receivers coach in 1988, coming to the Mile High City from the Los Angeles Raiders, where he served as quarterback coach from 1982-87.

A veteran of 22 years of pro, college, and high school coaching, Kennan went to the Raiders after serving as head coach at Lamar University from 1979-81.

He previously held offensive coordinator positions at Southern Methodist (1976-78), at Nevada-Las Vegas (1973-75), and at Arvada West High School in Arvada, Colorado in 1972.

The LaVerne, California native served as assistant at the University of Colorado from 1969-71 after holding assistant coaching assignments at Garden Grove High School in Southern California from 1967-68 and LaVerne College in 1966.

Kennan graduated from LaVerne College with a degree in history after having quarterbacked the LaVerne Leopards from 1962-65.

Larry and his wife Pat have three sons, Steve, Ryan, and Kyle.




PETE MANGURIAN
Tight Ends/Assistant
Offensive Line

Pete Mangurian, 33, this year joins Denver's coaching staff as the tight end and assistant offensive line coach.

Mangurian comes to the Broncos from Louisiana State, where he was the offensive line coach from 1984-87. In 1986 the Tigers set a school record for total offense and five offensive linemen earned postseason honors.

Before going to Louisiana State Mangurian had been a coach at Stanford (1982-83), New Mexico State (1981), and Southern Methodist (1979-80).

Born in Los Angeles and raised in Sherman Oaks, Calif., Mangurian earned a bachelor's degree in political science at Louisiana State in 1976, after having played defensive tackle for the Tigers for four years. He is married (Amy).



AL MILLER
Strength/Conditioning

Al Miller will be in his fourth season as the Broncos' strength and conditioning coach in 1988. He came to Denver from the University of Alabama, where he was the strength coach from 1982-84.

Prior to moving to Alabama Miller, 40, was the strength and conditioning coach at Northeast Louisiana in 1981 and Mississippi State in 1980. He spent 1979 in private business, after working as linebacker and strength coach at Northwestern Louisiana in 1974-78. Miller coached on the high school and junior high school levels in 1970-73.

Miller, a native of El Dorado, Ark., received his bachelor's degree from Northeast Louisiana, graduating from the school in 1970. He earned a master's degree from Louisiana Tech in 1974.

Al and his wife Janis have a son, Carey Brian, and a daughter, Lisa.



MYREL MOORE
Linebackers

Myrel Moore will be in his 13th season on the Denver Broncos' coaching staff in 1988, and this campaign will mark his 11th as the club's linebacker coach. He coached the linebackers in 1983-87 after having rejoined the Broncos as an offensive line coach in 1982.

His previous stint in Denver came from 1972-77. Moore, 54, coached the offensive line and special teams in 1972, then took over as linebacker coach the following year.

He was a tight end and linebacker at the University of California-Davis from 1954-56 and played defensive back for the Washington Redskins in 1957-58 before beginning his coaching career.

Moore joined the staff at Santa Ana JC in 1959 and became head coach in 1962 before moving on to the University of California, where he coached from 1963-71 as the defensive coordinator.

He was on the Oakland Raiders' staff as their linebackers coach in 1978-80 before returning to the Broncos as a scout in 1981.

Myrel is married (Sondra) and has four children, daughters Michelle, Meagan, and Mayce, and a son Michael.



MIKE NOLAN
Special Teams/Assistant
Linebackers

Mike Nolan is in his second campaign on the Denver Broncos' coaching staff, having come to the Mile High City from Louisiana State, where he coached the Bengal Tigers' linebackers in 1986.

This year Nolan will coach the coverage units of the Broncos' special teams, as well as working as an assistant linebackers coach. Last year he was Denver's special teams coach.

Nolan went to LSU from Rice, where he had been an assistant coach for the 1984-85 seasons.

A four-year letterman at free safety at the University of Oregon, Nolan graduated in 1981 and was a free agent defensive back candidate in the Broncos' camp that year. Nolan then became a graduate assistant at Oregon before moving to Stanford for two seasons, 1982-83, going to Rice the following year.

Mike and his wife Kathy have a son, Michael, and two daughters, Jennifer and Laura.



CHARLIE WATERS Special Teams/Assistant Defensive Backs

Charlie Waters will coach the kick return units of the Denver Broncos' special teams as well as serving as the assistant defensive backfield coach in 1988, his first season in the coaching field.

Waters played for the Dallas Cowboys from 1970-1981, missing the 1979 season due to injury, and was a Pro Bowl choice in 1976, 1977, and 1978, in addition to being voted All-NFL in 1977 and 1978. Waters became the Cowboys' starting strong safety in 1976 after playing both cornerback and safety through his first six seasons.

He was superb in the playoffs for the Cowboys, including five Super Bowls, and he holds the NFL career playoff record for most interceptions with nine. He is third in Dallas history in career regular season pass thefts with 41.

In single game play, his three interception performance against Chicago (12/26/77) is an NFC Divisional Playoff Game record.

A native of Miami, Florida, who was raised in North Augusta, South Carolina, Waters played college football at Clemson and was elected in 1980 to the South Carolina Athletic Hall of Fame.

Prior to coming to Denver Waters had worked as a television sports commentator and in private business in the Dallas area.

Charlie and his wife, Rosie, have three sons, Cody, Ben, and Cliff.



CHARLIE WEST Defensive Backs

Charlie West, who concluded his NFL playing career as a Bronco defensive back in 1978-79, is in his sixth year as the club's defensive backfield coach in 1988.

West, 41, came to Denver from the University of California, where he coached outside linebackers and coordinated special teams in 1982. He spent the previous season as the defensive backfield coach at Macalester College in St. Paul, Minn.

He had a 12-year NFL career that began with Minnesota from 1968-73 and continued with Detroit from 1974-77 before West was traded to the Broncos.

West graduated from the University of Texas-EI Paso in 1968.

Charlie and his wife, Barbara, have two children, son Michael and daughter Sandra.



SCOUTING STAFF

REED JOHNSON Director of Player Personnel

Reed Johnson, who enters his eighth season with the Denver Broncos in 1988, is the Director of Player Personnel for the NFL club and as such is in charge of Denver's entire scouting program.

He came to Denver as special teams coach in 1981 and served as Coordinator of Pro Scouting in 1982 before taking over as the Broncos' Coordinator of College Scouting from 1983-85.

Johnson spent eight years as a scout for the Dallas Cowboys before coming to Denver. Prior to his stint with Dallas, he was an assistant coach on the college level at New Mexico, Oklahoma State, and Tulsa.

A graduate of the University of Colorado, Johnson played in the Buffaloes' defensive backfield for four years and was a member of the school's Big Eight championship team in 1961.

He coached high school football in Texas for five seasons, including four at Highland Park High School in Dallas, where Johnson himself had played on a state championship team in 1957.

Reed has two daughters, Jill, 25, and Holly, 23. He and his wife Peggy reside in Denver with their new son, Blair, who is one year old.



LIDE HUGGINS Director of Pro Personnel

Lide Huggins is in his second year as the Broncos' Director of Pro Personnel and his eighth year overall with the NFL club, having scouted the Southeast and Southwest as a regional scout for Denver from 1981-86.

His duties with the Broncos include evaluation of the top college players on a national level, gathering information regarding professional talent, and having an active role in player acquisition by both trade and free agent signings.

A defensive back and college teammate of Head Coach Dan Reeves at the University of South Carolina, Huggins graduated with a marketing degree in 1964, then did graduate study in business at Texas A & M in 1965.

Huggins coached at Texas A & M from 1965-69, at West Virginia from 1970-71, and at Tennessee from 1972-75.

Prior to joining the Broncos he scouted fulltime for the Dallas Cowboys, Seattle Seahawks, and the National Scouting Combine.

Lide and his wife Sandra Lee have three daughters, Kathy, Karen, and Sabrina.



ADMINISTRATION



Sandy Waters
Director of
Administration



Yolanda Saltus
Executive Assistant
to the President



Bob Annalora
Assistant to the
President



Warren Kulik
Data Processing
Manager



Kristi Nichols
Secretary to
General Manager



Pam Hynes
Secretary to Director
of Administration



Jana Schempf
Administrative
Secretary

FINANCES



Robert M. Hurley
Treasurer and Chief
Financial Officer



Alex Rohr
Controller



Beverly J. Havens
Accountant



Beth Herold
Accounting Processor


FOOTBALL OPERATIONS ASSISTANCE



Azantha Andrie
Secretary to Vice
President/Head Coach



Pat Chappellear
Video Department/
Assistant Coaches
Secretary



Skip Allen
Administrative Assistant
to Head Coach



Mike Anderson
Assistant to Strength
Coach

TICKET OFFICE



Gail Stuckey
Ticket Manager



Joan Baker
Assistant Ticket
Manager



Bertie Mark
Ticket Assistant



Cathy Gibbons
Ticket Assistant

PUBLIC RELATIONS



Jim Saccomano
Director of
Media Relations



Bill Harpole
Director of
Marketing



Charlie Lee
Director of Player &
Community Relations



Barry Hawkins
Media Relations
Assistant



Pamela Moss
Public Relations
Secretary

TRAINING AND EQUIPMENT



Steve Antonopoulos
Head Athletic Trainer



Jim Gillen
Assistant Trainer



Dan Bill
Equipment Manager



Frank Trujillo
Equipment Department
Assistant

VIDEO OPERATIONS



Rusty Nail
Director of
Video Operations



Mike Barker
Assistant Director
of Video Operations



Dusty Alves
Video Operations
Assistant

FACILITIES



Ronnie Bill
Superintendent of
Facilities



Ross Kurcab
Groundskeeper



Ted Proulx
Assistant
Groundskeeper

RECEPTIONISTS



Karen Cleveland
Receptionist



Nancy Dunkley
Receptionist



Shari Verdeal
Receptionist

SCOUTING DEPARTMENT



Jenny Anne Cary
Player Personnel Secretary

KEN BLAIR



Region: East
Years with Broncos: 4
Total years scouting: 6
Age: 47
College: All-Big Eight tight end and linebacker at University of Colorado
Coaching experience: Colorado (1963-70), UCLA (1971-73), Georgia Tech (1974-82)
Personal: Married (Mary Sue), two children (Mike, Mitch)

HUGH DAVIDSON

Region: West
Years with Broncos: 17
Total years scouting: 17
Age: 60
College: Fullback and wingback at University of Colorado
Coaching experience: Colorado (1954-58), Montana (1958-66), Idaho State (1970-72)
Personal: Married (Jane Alice), three children (Niki, Toni, Jill)



SCOTT DI STEFANO



Region: Rocky Mountain/West Texas
Years with Broncos: 6
Total years scouting: 6
Age: 31
College: Quarterback at Colorado State University, also participated in track (pole vault)
Coaching experience: Colorado State (1980-81)
Personal: Single

JERRY FREI

Region: West
Years with Broncos: 6
Total years scouting: 6
Age: 63
College: Guard at University of Wisconsin
Coaching experience: Willamette (1952-54), Oregon (1955-66, head coach (1967-71), Denver Broncos (1972-75, 1981-82), Tampa Bay Buccaneers (1976-77), Chicago Bears (1978-80)
Personal: Married (Marian), five children (David, Judy, Terry, Susan, Nancy)



SCOUTING DEPARTMENT

CORNELL GREEN



Region: South/Midwest
Years with Broncos: 2
Total years scouting: 9
Age: 48
College: All-American in basketball at Utah State University
Pro career: Cornerback with Dallas Cowboys (1962-74)
Coaching experience: None
Personal: Married (Betty), two children (Randy, Ronney)

MIKE HAGEN

Region: East Texas/Midwest
Years with Broncos: 2
Total years scouting: 7
Age: 29
College: NCAA Division II All-American wide receiver at California Lutheran College
Coaching experience: None
Personal: Married (Lisa), one child (Tara)



RONNIE HILL



Region: Southeast
Years with Broncos: 4
Total years scouting: 9
Age: 34
College: Linebacker at Mississippi State University
Coaching experience: Mississippi State (1977-78)
Personal: Married (Tina)

BOBBY MARKS

Region: South/Midwest
Years with Broncos: 5
Total years scouting: 5
Age: 51
College: All-Southwest Conference end at Texas A & M
Coaching experience: Texas A & M (1969-71), Alabama (1972-82)
Personal: Married (Ann), five children (Bobby Jr., Keith, Jared, Beth, Katie)




BERNIE REID



Region: East/Midwest
Years with Broncos: 22
Total years scouting: 22
Age: 63
College: All-Southeastern Conference guard at University of Georgia
Coaching experience: Maryland (1958-66)
Personal: Married (Kathryn), three children (Karolyn, Paula, Jeff)

THE 1988 SEASON



QB JOHN ELWAY, WHO WAS NAMED THE NFL MOST VALUABLE PLAYER IN 1987.

1988 NFL SCHEDULE

SUNDAY, SEPTEMBER 4

(First Weekend-NBC-TV Doubleheader Weekend)

Atlanta at Detroit, Cleveland at Kansas City, Dallas at Pittsburgh, Houston at Indianapolis, Los Angeles Rams at Green Bay, Miami at Chicago, Minnesota at Buffalo, New York Jets at New England, Philadelphia at Tampa Bay, Phoenix at Cincinnati, San Diego at Los Angeles Raiders, San Francisco at New Orleans, Seattle at Denver.

MONDAY, SEPTEMBER 5

Washington at New York Giants.

SUNDAY, SEPTEMBER 11

(Second Weekend-NBC-TV Doubleheader Weekend)

Chicago at Indianapolis, Cincinnati at Philadelphia, Detroit at Los Angeles Rams, Kansas City at Seattle, Los Angeles Raiders at Houston, Miami at Buffalo, New England at Minnesota, New Orleans at Atlanta, New York Jets at Cleveland, Pittsburgh at Washington, San Diego at Denver, San Francisco at New York Giants, Tampa Bay at Green Bay.

MONDAY, SEPTEMBER 12

Dallas at Phoenix.

SUNDAY, SEPTEMBER 18

(Third Weekend-CBS-TV Doubleheader Weekend)

Atlanta at San Francisco, Buffalo at New England, Cincinnati at Pittsburgh, Denver at Kansas City, Green Bay at Miami, Houston at New York Jets, Los Angeles Rams at Los Angeles Raiders, Minnesota at Chicago, New Orleans at Detroit, New York Giants at Dallas, Philadelphia at Washington, Phoenix at Tampa Bay, Seattle at San Diego.

MONDAY, SEPTEMBER 19

Indianapolis at Cleveland.

SUNDAY, SEPTEMBER 25

(Fourth Weekend-CBS-TV Doubleheader Weekend)

Atlanta at Dallas, Chicago at Green Bay, Cleveland at Cincinnati, Los Angeles Rams at New York Giants, Miami at Indianapolis, New England at Houston, New York Jets at Detroit, Philadelphia at Minnesota, Pittsburgh at Buffalo, San Diego at Kansas City, San Francisco at Seattle, Tampa Bay at New Orleans, Washington at Phoenix.

MONDAY, SEPTEMBER 26

Los Angeles Raiders at Denver.

SUNDAY, OCTOBER 2

(Fifth Weekend-CBS-TV Doubleheader Weekend)

Buffalo at Chicago, Cincinnati at Los Angeles Raiders, Cleveland at Pittsburgh, Denver at San Diego, Detroit at San Francisco, Green Bay at Tampa Bay, Houston at Philadelphia, Indianapolis at New England, Kansas City at New York Jets, Minnesota at Miami, New York Giants at Washington, Phoenix at Los Angeles Rams, Seattle at Atlanta.

MONDAY, OCTOBER 3

Dallas at New Orleans.

SUNDAY, OCTOBER 9*(Sixth Weekend-NBC-TV Doubleheader Weekend)*

Chicago at Detroit, Denver at San Francisco, Indianapolis at Buffalo, Kansas City at Houston, Los Angeles Rams at Atlanta, Miami at Los Angeles Raiders, New England vs. Green Bay at Milwaukee, New Orleans at San Diego, New York Jets at Cincinnati, Pittsburgh at Phoenix, Seattle at Cleveland, Tampa Bay at Minnesota, Washington at Dallas.

MONDAY, OCTOBER 10

New York Giants at Philadelphia.

SUNDAY, OCTOBER 16*(Seventh Weekend-CBS-TV Doubleheader Weekend)*

Atlanta at Denver, Cincinnati at New England, Dallas at Chicago, Detroit at New York Giants, Green Bay at Minnesota, Houston at Pittsburgh, Los Angeles Raiders at Kansas City, New Orleans at Seattle, Philadelphia at Cleveland, Phoenix at Washington, San Diego at Miami, San Francisco at Los Angeles Rams, Tampa Bay at Indianapolis.

MONDAY, OCTOBER 17

Buffalo at New York Jets.

SUNDAY, OCTOBER 23*(Eighth Weekend-NBC-TV Doubleheader Weekend)*

Cleveland at Phoenix, Dallas at Philadelphia, Denver at Pittsburgh, Detroit at Kansas City, Houston at Cincinnati, Indianapolis at San Diego, Los Angeles Raiders at New Orleans, Minnesota at Tampa Bay, New England at Buffalo, New York Giants at Atlanta, New York Jets at Miami, Seattle at Los Angeles Rams, Washington vs. Green Bay at Milwaukee.

MONDAY, OCTOBER 24

San Francisco at Chicago.

SUNDAY, OCTOBER 30*(Ninth Weekend-CBS-TV Doubleheader Weekend)*

Atlanta at Philadelphia, Chicago at New England, Cincinnati at Cleveland, Green Bay at Buffalo, Kansas City at Los Angeles Raiders, Los Angeles Rams at New Orleans, Miami at Tampa Bay, Minnesota at San Francisco, New York Giants at Detroit, Phoenix at Dallas, Pittsburgh at New York Jets, San Diego at Seattle.

SUNDAY NIGHT

Washington at Houston.

MONDAY, OCTOBER 31

Denver at Indianapolis.

SUNDAY, NOVEMBER 6*(Tenth Weekend-CBS-TV Doubleheader Weekend)*

Buffalo at Seattle, Dallas at New York Giants, Detroit at Minnesota, Green Bay at Atlanta, Kansas City at Denver, Los Angeles Rams at Philadelphia, Miami at New England, New Orleans at Washington, New York Jets at Indianapolis, Pittsburgh at Cincinnati, San Francisco at Phoenix, Tampa Bay at Chicago.

SUNDAY NIGHT

Los Angeles Raiders at San Diego.

MONDAY, NOVEMBER 7

Cleveland at Houston.

SUNDAY, NOVEMBER 13*(Eleventh Weekend-NBC-TV Doubleheader Weekend)*

Chicago at Washington, Cincinnati at Kansas City, Cleveland at Denver, Houston at Seattle, Indianapolis at Green Bay, Los Angeles Raiders at San Francisco, New England at New York Jets, New Orleans at Los Angeles Rams, New York Giants at Phoenix, Philadelphia at Pittsburgh, San Diego at Atlanta, Tampa Bay at Detroit.

SUNDAY NIGHT

Minnesota at Dallas.

MONDAY, NOVEMBER 14

Buffalo at Miami.

SUNDAY, NOVEMBER 20*(Twelfth Weekend-NBC-TV Doubleheader Weekend)*

Atlanta at Los Angeles Raiders, Chicago at Tampa Bay, Cincinnati at Dallas, Denver at New Orleans, Detroit vs. Green Bay at Milwaukee, Indianapolis at Minnesota, New York Jets at Buffalo, Philadelphia at New York Giants, Phoenix at Houston, Pittsburgh at Cleveland, San Diego at Los Angeles Rams, Seattle at Kansas City.

SUNDAY NIGHT

New England at Miami.

MONDAY, NOVEMBER 21

Washington at San Francisco.

THURSDAY, NOVEMBER 24*(Thanksgiving Day)**(Thirteenth Weekend-CBS-TV Doubleheader Weekend)*

Minnesota at Detroit, Houston at Dallas.

SUNDAY, NOVEMBER 27

Buffalo at Cincinnati, Cleveland at Washington, Green Bay at Chicago, Kansas City at Pittsburgh, Los Angeles Rams at Denver, Miami at New York Jets, New England at Indianapolis, Phoenix at Philadelphia, San Francisco at San Diego, Tampa Bay at Atlanta.

SUNDAY NIGHT

New York Giants at New Orleans.

MONDAY, NOVEMBER 28

Los Angeles Raiders at Seattle.

SUNDAY, DECEMBER 4*(Fourteenth Weekend-NBC-TV Doubleheader Weekend)*

Buffalo at Tampa Bay, Dallas at Cleveland, Denver at Los Angeles Raiders, Green Bay at Detroit, Indianapolis at Miami, New Orleans at Minnesota, New York Jets at Kansas City, Phoenix at New York Giants, San Diego at Cincinnati, San Francisco at Atlanta, Seattle at New England, Washington at Philadelphia.

SUNDAY NIGHT

Pittsburgh at Houston.

MONDAY, DECEMBER 5

Chicago at Los Angeles Rams.

SATURDAY, DECEMBER 10

(Fifteenth Weekend—CBS-TV Doubleheader Weekend)
 Indianapolis at New York Jets, Philadelphia at Phoenix.

SUNDAY, DECEMBER 11

Atlanta at Los Angeles Rams, Cincinnati at Houston, Dallas at Washington, Detroit at Chicago, Kansas City at New York Giants, Los Angeles Raiders at Buffalo, Minnesota at Green Bay, New Orleans at San Francisco, Pittsburgh at San Diego, Tampa Bay at New England.

SUNDAY NIGHT

Denver at Seattle.

MONDAY, DECEMBER 12

Cleveland at Miami.

SATURDAY, DECEMBER 17

(Sixteenth Weekend—NBC-TV Doubleheader Weekend)
 New England at Denver, Washington at Cincinnati.

SUNDAY, DECEMBER 18

Atlanta at New Orleans, Buffalo at Indianapolis, Detroit at Tampa Bay, Green Bay at Phoenix, Houston at Cleveland, Kansas City at San Diego, Miami at Pittsburgh, New York Giants at New York Jets, Philadelphia at Dallas, Seattle at Los Angeles Raiders.

SUNDAY NIGHT

Los Angeles Rams at San Francisco.

MONDAY, DECEMBER 19

Chicago at Minnesota.

**POSTSEASON**

Saturday, December 24 and/or Monday, December 26 — AFC and NFC First Round Playoffs. **Saturday, December 31 and Sunday, January 1** — AFC and NFC Divisional Playoffs. **Sunday, January 8** — AFC and NFC Championship Games. **Sunday, January 22** — Super Bowl XXIII at Joe Robbie Stadium in Miami, Florida. **Sunday, January 29** — AFC-NFC Pro Bowl at Honolulu, Hawaii.

1988 NFL PRESEASON SCHEDULE

Saturday, July 30: Hall of Fame Game: Cincinnati vs. Los Angeles Rams, Canton, Ohio. **Sunday, July 31:** American Bowl '88 at London, England, Miami vs. San Francisco.

FIRST WEEK

Wednesday, August 3: Denver at Los Angeles Rams. **Thursday, August 4:** Buffalo at Houston, Phoenix at Seattle. **Friday, August 5:** Pittsburgh at Washington. **Saturday, August 6:** Atlanta at New England, Cincinnati at Kansas City, Detroit at Cleveland, Dallas at San Diego, Indianapolis at Tampa Bay, Los Angeles Raiders at San Francisco, Miami at Chicago, New York Giants at Green Bay, New York Jets at Philadelphia. **Sunday, August 7:** New Orleans at Minnesota.

SECOND WEEK

Thursday, August 11: Seattle at Detroit. **Friday, August 12:** New Orleans at Phoenix. **Saturday, August 13:** Cincinnati at Buffalo, Cleveland at Tampa Bay, Dallas at Los Angeles Raiders, Green Bay at Indianapolis, Houston vs. New England at Memphis, Tenn.; Kansas City at Atlanta, New York Jets at New York Giants, San Diego at Los Angeles Rams, San Francisco at Denver, Washington at Miami. **Sunday, August 14:** Chicago vs. Minnesota, Goteborg, Sweden; Philadelphia at Pittsburgh.


THIRD WEEK

Thursday, August 18: Cleveland vs. New York Jets at Montreal, Canada. **Friday, August 19:** Buffalo at Seattle, Denver at Miami, Kansas City vs. Green Bay at Milwaukee. **Saturday, August 20:** Detroit at Cincinnati, Houston at Los Angeles Rams, New England at Philadelphia, New Orleans at Indianapolis, Pittsburgh at N.Y. Giants, San Francisco at San Diego, Tampa Bay at Atlanta, Washington at Los Angeles Raiders. **Sunday, August 21:** Minnesota at Phoenix. **Monday, August 22:** Chicago at Dallas.

FOURTH WEEK

Thursday, August 25: Buffalo vs. Tampa Bay at Nashville, Tenn; Phoenix at Kansas City; Indianapolis at Denver; Philadelphia at Detroit. **Friday, August 26:** Cincinnati at New England, Los Angeles Raiders at Chicago, Los Angeles Rams at San Diego, Miami at Minnesota, New York Giants at Cleveland, Seattle at San Francisco. **Saturday, August 27:** Atlanta vs. Washington at Birmingham, Ala.; Houston at Dallas; New York Jets vs. Green Bay at Madison, Wis.; Pittsburgh at New Orleans.

VETERAN PLAYER PROFILES



LB JIM RYAN, THE BRONCOS' LEADING TACKLER IN 1987 AND THE SENIOR MEMBER OF THE DEFENSIVE UNIT.

No. 86 MITCHELL DEAN (Mitch) ANDREWS

Tight End



Birthdate—March 4, 1964
Birthplace—Houme, La.
Residence—Monroe, LA.
How Acquired—FA, 1987
College—Louisiana State
High School—H.L. Bourgeois HS, Houme, La.
Height—6-2
Weight—239
Pro Year—2nd
Year with Broncos—2nd

Mitch Andrews played in eight games at the H-back position in 1987, starting three contests. He had three catches for 33 yards vs. Houston (10/4) and one for 20 yards at Kansas City (10/18). Andrews participated in the Broncos' 1986 and 1987 training camps.

COLLEGE: Andrews was named All-South as a senior at Louisiana State, where he played from 1982-85. He played in the Orange, Sugar, and Liberty Bowls during his career with the Tigers.

PERSONAL: Mitch is single and makes his offseason home in Monroe, La. He attended H. L. Bourgeois HS in his hometown of Houme, La., earning three prep letters in both football and track. Mitch was the state 4A discus champion as a senior. A finance major in college, he lists golf and waterskiing as his hobbies.

Professional Record

Year	Club	Games	Starts	RECEIVING			
				No.	Yds.	Avg.	TD
1987	Denver	8	3	4	53	13.3	0
TOTALS		8	3	4	53	13.3	0

No. 53 H. DAVID (Dave) BARAN

Guard/Tackle



Birthdate—June 28, 1963
Birthplace—Philadelphia, Pa.
Residence—Denver, Colo.
How Acquired—FA, 1987
College—UCLA
High School—Delsea Regional HS, Franklinville, N.J.
Height—6-6
Weight—275
Pro Year—1st
Year with Broncos—1st

Dave Baran suffered a major knee injury during a 1987 pre-season game against the Los Angeles Rams, and following surgery, spent the entire campaign on injured reserve. He attended Denver's 1986 training camp but did not make the final roster. Baran failed his pre-camp physical with the Broncos in 1985.


COLLEGE: Baran played tackle and center at UCLA from 1981-84, winning the Bruins' Outstanding Leadership Award. He majored in history.

PERSONAL: Dave is single and resides in Denver in the off-season. A native of Philadelphia, Pa., he graduated from Delsea Regional HS in Franklinville, N.J., and earned three prep letters in both football and track. Dave lists his hobbies as basketball, dancing, and tennis.

Professional Record

GAMES PLAYED: 1987 (0 - injured reserve).

No. 35 KENNETH SHAWN (Ken) BELL *Running Back*



Birthdate—November 16, 1964
Birthplace—Greenwich, Ct.
Residence—Greenwich, Ct.
How Acquired—FA, 1986
College—Boston College
High School—Greenwich HS, Greenwich, Ct.
Height—5-10
Weight—190
Pro Year—3rd
Year with Broncos—3rd

Ken Bell was named Denver's special teams MVP by his teammates in 1987, as he returned 15 kickoffs for a 21.5 average and posted six tackles and three knockdown blocks on the unit. He was named special teams MVP twice in a three-game stretch, at Seattle (12/13) and at San Diego (11/29), a game in which he had his first start in the NFL. Bell had 13 rushing attempts for 43 yards last season, and had the best day of his career vs. Detroit (11/1) with 21 yards on four carries. He played well for Denver in 1986 as a reserve running back and on special teams. He led the Broncos during the regular season with a 23.1 yard average on 23 kickoff returns, a figure good enough for fourth in the AFC and sixth in the NFL. Bell posted a 42-yard return vs. Cincinnati (11/30) and had three of 35 yards, including one vs. New England in a divisional playoff game (1/4). For the season, Bell rushed nine times for 17 yards and caught two passes for 10 yards. He joined the Broncos as a rookie free agent in 1986.

COLLEGE: Bell earned honorable mention All-East honors as a senior at Boston College, rushing for 605 yards on 150 carries. His college career totals show 302 carries for 1,209 yards and seven TDs. Bell also caught 50 passes for 508 yards, and was the Golden Eagles' career kickoff return yardage leader with 883 yards on 41 returns. He has a degree in political science.

PERSONAL: Ken is single and resides in his hometown of Greenwich, Ct. At Greenwich HS, he earned two letters in football and one each in track and baseball.

Professional Record

Year	Club	Games	RUSHING					RECEIVING			
			Starts	Att.	Yds.	Avg.	TD	No.	Yds.	Avg.	TD
1986	—Denver	16	0	9	17	1.9	0	2	10	5.0	0
1987	—Denver	12	1	13	43	3.3	0	1	8	8.0	0
TOTALS		28	1	22	60	2.7	0	3	18	6.0	0

Year	Club	KICKOFF RETURNS			
		No.	Yds.	Avg. TD	
1986	—Denver	23	531	23.1	0
1987	—Denver	15	323	21.5	0
TOTALS		38	854	22.5	0

ADDITIONAL STATISTICS: Fumbled once, 1986; fumbled twice, recovered one fumble, 1987.

No. 54 KEITH BISHOP *Center/Guard*



Birthdate—March 10, 1957
Birthplace—La Jolla, Calif.
Residence—Englewood, Colo.
How Acquired—Draft #6, 1980
College—Baylor
High School—Lee HS, Midland, Tex.
Height—6-3
Weight—265
Pro Year—8th
Year with Broncos—8th

Keith Bishop earned a starting berth in the NFL Pro Bowl for the second straight season in 1987 and was honored by his teammates as the club's Most Inspirational Player, winning the Bob Peck Memorial Award. The first Bronco offensive lineman to be named to the Pro Bowl, Bishop also earned second team All-AFC (UPI) honors for his solid play at right guard. Along with his selection to the Pro Bowl in 1986, Bishop was also named All-AFC (Football News), second team All-AFC (UPI), and honorable mention All-NFL (AP). Bishop played in every game last season, missing two starts because of a knee injury that hampered him in the middle of the year. He has been a key member of a Denver line that has allowed no more than 38 sacks in each of the last three campaigns. Bishop had a fine season in 1985, starting all but two games (he missed the Miami and Houston contests). Bishop is recognized by Bronco coaches and trainers as a team leader and an unselfish player, and in 1984 he was named as Denver's winner of the Ed Block Memorial Award for Courage. He missed the entire 1981 season with a torn tendon on the bottom of his right foot and was hampered by tendonitis of the knee throughout the 1982 campaign. Bishop is known for his aggressive attitude and is a hard worker, which is reflected in the consistency of his play. In addition to his starting guard role, Bishop is also the Broncos' long snapper in all kicking situations and is considered by Denver coaches to be among the best in the NFL in that capacity.

COLLEGE: Keith began his career at the University of Nebraska. He played two years at Nebraska then transferred to Baylor, where he started every game at center in 1978 and was elected a tri-captain for 1979, but suffered a knee injury in the first game and missed the remainder of the season. He majored in physical education.

PERSONAL: Keith and his wife Mary have a son, John Lawson (11/12/86), and the family makes its home in the Denver suburb of Englewood. At Lee HS in Midland, Texas, he lettered twice each in football and baseball. In football he played guard and center on offense and tackle on defense. Bishop was a pitcher in baseball. Keith lists hunting, fishing, and archery as his hobbies.

Professional Record

GAMES PLAYED: 1980 (16), 1981 (Injured reserve), 1982 (9), 1983 (16), 1984 (16), 1985 (14), 1986 (16), 1987 (12).

GAMES STARTED: 1980 (0), 1982 (0), 1983 (16), 1984 (14), 1985 (14), 1986 (14), 1987 (12).

ADDITIONAL STATISTICS: Recovered one fumble, 1982; recovered one fumble, 1983; recovered one fumble, 1986.

**No. 24 DOMINEC L. (Tony)
BODDIE** *Running Back*



Birthdate—November 11, 1960
Birthplace—Portsmouth, Wash.
Residence—Westminster, Colo.
How Acquired—FA, 1987
College—Montana State
High School—Bremerton HS,
 Bremerton, Wash.
Height—5-11
Weight—198
Pro Year—3rd
Year with Broncos—3rd

Tony Boddie will compete for more playing time at running back for the Broncos in 1988. He played primarily on special teams in five games with the club last season, although he did rush three times for seven yards and a score and caught nine passes for 85 yards. Boddie spent the first six weeks of the season on injured reserve with a knee injury, was activated for the Nov. 1 contest vs. Detroit, and then released. He was re-signed by Denver on Nov. 24 and had a fine outing vs. New England, scoring once on the ground, catching four passes for 26 yards, and recovering a fumble. The following week in Seattle (12/13) Boddie led the team with five catches for 59 yards. He was named Denver's special teams MVP for his performance in the AFC Championship Game vs. Cleveland (1/17). Boddie attended Denver's camp in 1986 and played in one game that season, vs. Pittsburgh (9/15). Boddie played with the USFL's Los Angeles franchise in 1983-85.

COLLEGE: Boddie was an all-conference back and honorable mention All-America candidate at Montana State. He played with the Bobcats from 1979-82.

PERSONAL: Tony and his wife Susanne have a daughter, Chantal Nicole (8/20/87), and the family makes its home in Seattle, Wash. A native of Portsmouth, Wash., he attended Bremerton (Wash.) HS and earned three prep letters in both football and baseball.

Professional Record

Year	Club	Games	Starts	RUSHING				RECEIVING			
				Att.	Yds.	Avg.	TD	No.	Yds.	Avg.	TD
1986	—Denver	1	0	1	2	2.0	0	0	0	0.0	0
1987	—Denver	5	0	3	7	3.3	1	9	85	9.4	0
TOTALS		6	0	4	9	2.3	1	9	85	9.4	0

ADDITIONAL STATISTICS: Recovered one fumble, 1987.

**No. 65 WALT NATHANIEL
BOWYER, JR.** *Defensive End*



Birthdate—September 8, 1960
Birthplace—Wilkinson, Pa.
Residence—Phoenix, Ariz.
How Acquired—FA, 1987
College—Arizona State
High School—Wilkinson HS,
 Wilkinson, Pa.
Height—6-4
Weight—252
Pro Year—4th
Year with Broncos—4th

Walt Bowyer played in all 15 games in 1987, starting three times. He closed out the season with 41 first hits, 20 assists, and two passes defended. Bowyer was named Denver's most valuable

defensive player of the game vs. the Raiders (10/12) after posting six first hits and six assists. He signed with Denver as a free agent on Aug. 19, rejoining the team that drafted him in the 10th round in 1983. He played in 14 games as a rookie, starting three, and finished the season with 45 tackles and two sacks. He played in every game in 1984 and was waived late in the 1985 training camp. Bowyer attended Denver's camp in 1986 but did not make the final roster.

COLLEGE: Bowyer went to Arizona State as a linebacker but was converted to defensive end and started in his sophomore and junior seasons. He also played one year of varsity basketball for the Sun Devils. He was a liberal arts major at Arizona State.

PERSONAL: Walt and his wife Patty have two daughters, Tamera (7/29/82) and Amber (8/3/86), and the family makes its home in Phoenix, Ariz. At Wilkinson (Pa.) HS in his hometown, Walt earned eight prep letters in football and basketball. One of the nation's most highly regarded prep defenders, he earned All-American honors as a senior. Walt was an outstanding high school basketball player and competed in the prestigious Dapper Dan Basketball Clinic.

Professional Record

GAMES PLAYED: 1983 (14), 1984 (16), 1987 (15).

GAMES STARTED: 1983 (3), 1984 (1), 1987 (3).

ADDITIONAL STATISTICS: Recovered one fumble, 1983; recovered one fumble, 1984.

QUARTERBACK SACKS: 1983 (2), 1984 (3), 1987 (1/2). Total — 5 1/2.

No. 34 TYRONE SCOTT BRAXTON

Safety



Birthdate—December 12, 1964
Birthplace—Madison, Wis.
Residence—Madison, Wis.
How Acquired—Draft #12, 1987
College—North Dakota State
High School—James Madison
 Memorial HS, Madison, Wis.
Height—5-11
Weight—174
Pro Year—2nd
Year with Broncos—2nd

Tyrone Braxton will compete for more playing time in 1987 with the Broncos, his second season with the club. He played in the final two regular season games and all three postseason contests, spending the first 13 weeks of the season on injured reserve with a shoulder injury suffered in the preseason. Primarily a special teams player in the regular season, he posted three first hits and two assists in the postseason, and was named Denver's special teams most valuable player for his performance in the divisional playoff game vs. Houston (1/10). He was Denver's 12th-round draft pick in 1987.

COLLEGE: Braxton was a defensive back and punt return specialist at North Dakota State, earning all-conference honors as a senior after posting 128 tackles, an interception, and two fumble recoveries. As a junior he led the conference with five interceptions and a punt return average of 15.0, earning him second-team all-conference honors. Braxton was a member of the North Central Conference champion outdoor 400-meter relay squad that competed in the national championship.

PERSONAL: Tyrone is single and resides in Madison, Wis. A native of Madison, he attended James Madison Memorial HS there, and was named all-conference in football as a senior. He lettered twice each in football and basketball and once in track. Tyrone majored in

physical education and enjoys fishing in his spare time. In the past he has had a job as a gravedigger. Tyrone is a relative of the late Jim Braxton, who was an offensive lineman for the Buffalo Bills.

Professional Record

GAMES PLAYED: 1987 (2).

No. 56 MICHAEL BROOKS

Linebacker



Birthdate—March 2, 1964
Birthplace—Ruston, La.
Residence—Ruston, La.
How Acquired—Draft #3, 1987
College—Louisiana State
High School—Ruston HS,
 Ruston, La.
Height—6-1
Weight—235
Pro Year—2nd
Year with Broncos—2nd

Michael Brooks will challenge for a starting role at linebacker in 1988 after coming off a fine rookie season. He played primarily on special teams but saw increased action at linebacker in the latter part of the season. Brooks had a 16-yard sack in his only play from scrimmage in the season opener vs. Seattle (9/13) and finished the regular season with five first hits, three assists, and a fumble recovery. He recorded five first hits in the postseason. Brooks came to Denver as the team's third-round draft choice and successfully rehabilitated a knee injury suffered in his senior season at college.

COLLEGE: Brooks was regarded by many as one of the premier linebackers in the country while at Louisiana State, earning numerous honors. A Playboy and Sporting News preseason All-American selection in 1986, he suffered a season-ending knee injury in the third game of the campaign, and after surgery he sat out the rest of the season. As a junior he earned numerous first team All-American honors and finished third in the voting for the Butkus Award, given annually to the nation's top linebacker. Brooks moved into the Tigers' starting lineup in the fourth game of his freshman season.

PERSONAL: Michael is single and resides in his hometown of Ruston, La., where he played only two years of football at Ruston HS, but was selected each season as Quad-A all-state and All-South by the Orlando (Fla.) Sentinel. He is the youngest of 13 children.

Professional Record

GAMES PLAYED: 1987 (12).

GAMES STARTED: 1987 (0).

QUARTERBACK SACKS: 1987 (1). Total — 1.

No. 95 STEVEN RAY (Steve) BRYAN

Defensive End



Birthdate—July 6, 1964
Birthplace—Wagoner, Okla.
Residence—Coweta, Okla.
How Acquired—FA, 1987
College—Oklahoma
High School—Coweta HS,
 Coweta, Okla.
Height—6-2
Weight—256
Pro Year—2nd
Year with Broncos—2nd

Steve Bryan played in four games for Denver in 1987, starting three at defensive end. He was on the active roster but did not play in two other contests. Bryan signed with the Broncos on Sept. 24

and started all three replacement games, posting 14 first hits and six assists. He was drafted by Chicago in the fifth round of the 1987 college draft, but did not make the Bear's final roster.

COLLEGE: Bryan was an All-Big Eight selection in his senior season at the University of Oklahoma. He played there in 1982-86, redshirting one season, and appeared in three Orange Bowls and one Sugar Bowl with the Sooners.

PERSONAL: Steve and his wife Cheryl have two daughters, Candy (7/23/81) and Andrea (12/8/87), and the family makes its home in his native Coweta, Okla. At Coweta HS, Steve was a three-year all-conference selection in both football and basketball. He was named defensive lineman of the year as a senior.

Professional Record

GAMES PLAYED: 1987 (4).

GAMES STARTED: 1987 (3).

No. 64 WILLIAM KIRBY (Billy) BRYAN

Center



Birthdate—June 21, 1955
Birthplace—Burlington, N.C.
Residence—Burlington, N.C.
How Acquired—Draft #4, 1977
College—Duke
High School—Williams HS,
 Burlington, N.C.
Height—6-2
Weight—255
Pro Year—12th
Year with Broncos—12th

Billy Bryan will be coming back in 1988 from a season-ending knee injury suffered at Kansas City (10/18). Bronco trainers are confident that the knee will be fully rehabilitated by the beginning of training camp. Prior to the injury, Bryan had started 82 consecutive games, the longest streak among active Broncos, and he had started all but two games since the 14th game of the 1978 campaign. The senior member of the Broncos, Bryan is entering his 12th season with the team, has played in 137 games, 10th most in team history, and has started 119 contests, needing just five more starts to move into 10th place in that category. He was the catalyst on Denver's offensive line in 1986, starting every game for the fifth consecutive season. In 1985 Bryan was named second-team All-NFL by the Newspaper Enterprise Association and was a Pro Bowl alternate. Bryan is considered by Denver coaches to be one of the best pass blocking centers in the NFL, in addition to being a good run blocker, and is a legitimate All-Pro candidate at his position. Praised by Bronco coaches for his on-field leadership and decision-making ability, Bryan twice has been voted by his teammates as Denver's offensive most valuable player (1980 and 1982). After joining the Broncos as a fourth-round draft choice in 1977, he missed all but one game that season because of injury, but took over the starting job in 1978.

COLLEGE: Billy was a first team All-Atlantic Coast player at Duke, received several All-America honors, and earned four varsity letters, all at center. He capped his senior season by playing in the East-West Shrine game in San Francisco. Bryan graduated from Duke with a degree in economics.

PERSONAL: Billy and his wife Susan have a son, William Thomas (11/14/87), and the family makes its offseason home in Burlington, N.C. His father was a Little All-America at Elon College in North Carolina, and he has an uncle who was an outstanding player at Clemson. At Williams HS in Burlington, Bryan earned three football letters as a defensive tackle and two in track as a shot put and discus thrower. Billy lists sailing and target shooting as his hobbies.

Professional Record

GAMES PLAYED: 1977 (1), 1978 (13), 1979 (16), 1980 (16), 1981 (14), 1982 (9), 1983 (16), 1984 (16), 1985 (16), 1986 (16), 1987 (4).
GAMES STARTED: 1978 (12), 1979 (16), 1981 (14), 1982 (9), 1983 (16), 1984 (16), 1985 (16), 1986 (16), 1987 (4).
ADDITIONAL STATISTICS: Recovered two fumbles, 1979; fumbled twice for minus 20 yards, recovered one fumble, 1980; fumbled once, 1981; recovered one fumble, 1984; recovered one fumble, 1985.

No. 28 JEREMIAH CASTILLE

Cornerback



Birthdate—January 15, 1961
Birthplace—Columbus, Ga.
Residence—Phenix City, Ala.
How Acquired—Waivers, 1987
College—Alabama
High School—Central HS,
 Phenix City, Ala.
Height—5-10
Weight—175
Pro Year—6th
Year with Broncos—2nd

Jeremiah Castille had a fine year in his first season as a Bronco, sharing playing time at right cornerback. He was instrumental in one of the Broncos' biggest plays of the season, stripping the ball from Cleveland's Earnest Byner in the closing moments of the AFC Championship Game, and the Denver recovery by Castille at the three-yard line secured a victory to send the Broncos to Super Bowl XXII. He also had an interception against Washington in the Super Bowl. He closed out the regular season with 35 first hits, three assists, and a forced fumble. Castille dislocated a finger in practice before the Detroit game (11/1) and missed that contest. Castille came to the Broncos off waivers from Tampa Bay on August 26. He had 11 interceptions in four years with the Buccaneers, joining the club as a third-round draft choice in 1983. Castille started seven games for Tampa Bay as a rookie and returned his only interception of the year for 69 yards and a touchdown vs. New Orleans. He started every game in 1984 and 1985, and in 1985 he led the Bucs with seven interceptions and 16 passes defended. In 1986 Castille started six games, giving him a career total of 45 starts in 60 games played.

COLLEGE: Castille was a consensus All-American at Alabama as a senior, closing out his career as the Crimson Tide's career interception leader with 16. He was named Liberty Bowl MVP after a three-interception performance against Illinois. Castille was credited with 30 passes defended in his four seasons at Alabama, including 12 as a senior.

PERSONAL: Jeremiah and his wife Lori have two sons, Timothy (5/29/84) and Simeon (10/12/85), and a daughter, Leah Brianna (11/10/87). The family makes its home in Phenix City, Ala. Jeremiah was born in Columbus, Ga., and attended Central HS in Phenix City, where he was named Bi-City (Phenix City and Columbus) Player of the Year as a senior, rushing for 862 yards and eight TDs, and catching 16 passes for 266 yards and six scores. He also played as a defensive back and punter, and was a member of the Central basketball and track teams. Jeremiah is very active in ministry work and hopes to preach overseas in the future. He has a degree in broadcasting.

Professional Record

Year	Club	INTERCEPTIONS					
		Games	Starts	No.	Yds.	Avg.	TD
1983	Tampa Bay	15	7	1	69	69.0	1
1984	Tampa Bay	16	16	3	38	12.7	0
1985	Tampa Bay	16	16	7	49	7.0	0
1986	Tampa Bay	13	6	0	0	0.0	0
1987	Denver	12	0	0	0	0.0	0
TOTALS		72	45	11	156	14.2	1

ADDITIONAL STATISTICS: Recovered two fumbles for 16 yards, 1984; recovered two fumbles and fumbled once, 1985.

No. 27 KEVIN RANDALL CLARK

Safety



Birthdate—June 8, 1964
Birthplace—Sacramento, Calif.
Residence—Denver, Colo.
How Acquired—FA, 1987
College—San Jose State
High School—McClatchy, HS
 Sacramento, Calif.
Height—5-10
Weight—185
Pro Year—2nd
Year with Broncos—2nd

Kevin Clark had a good season with Denver in 1987 as a reserve defensive back and valuable contributor on special teams. He played in 11 games and started at cornerback in all three replacement games. Clark was one of six Broncos to record three interceptions, two coming as a starter, and his pickoff vs. Chicago (11/16) set up the winning score. He finished the regular season with 15 first hits and 13 assists and also posted five total tackles in postseason play. Clark led the team with 18 punt returns for a 12.9 average and had his best outing in the capacity in the season finale vs. San Diego. He gained 144 yards on six returns against the Chargers, the highest single-game total in the NFL last season, including a 71-yard touchdown return, and was named Denver's overall and special teams MVP for his effort. Clark attended the Broncos' 1987 training camp, but did not make the final roster and was subsequently re-signed in September.

COLLEGE: Clark was a first team All-PCAA and All-West Coast selection and team defensive MVP as a senior at San Jose State, closing out his college career with an appearance in the Japan Bowl. In his junior campaign he was honored as the Spartans' team MVP. Clark majored in business management.

PERSONAL: Kevin is single and makes his offseason home in Denver. He was an outstanding prep athlete at McClatchy HS in his native Sacramento, Calif., earning four letters each in football, basketball and baseball, and one in track. He lists fishing and golf as his hobbies.

Professional Record

Year	Club	INTERCEPTIONS						PUNT RETURNS		
		Games	Starts	No.	Yds.	Avg.	TD	No.	Yds.	Avg.
1987	Denver	11	3	3	105	35.0	0	18	233	12.9
TOTALS		11	3	3	105	35.0	0	18	233	12.9

ADDITIONAL STATISTICS: Fumbled once and recovered one fumble, 1987.

**No. 69 ANTHONY IVAR (Tony)
COLORITO** *Nose Tackle*



Birthdate—September 8, 1964
Birthplace—Brooklyn, N.Y.
Residence—Aurora, Colo.
How Acquired—Draft #5, 1986
College—Southern California
High School—Midtown HS,
 Brooklyn, N.Y.
Height—6-5
Weight—260
Pro Year—2nd
Year with Broncos—2nd

Tony Colorito suffered a major knee injury last year in a preseason game against the Rams (8/29), and following surgery, spent the entire 1987 campaign on injured reserve. He joined the Broncos as a fifth-round draft choice in 1986 and went on to play in 15 games, seeing more playing time as the season went on. Colorito finished his rookie campaign with 18 total tackles and two fumble recoveries, one of which set up a Bronco touchdown vs. Kansas City (11/16).

COLLEGE: Colorito was named second-team All-West Coast (UPI), second-team All-Pac 10 and honorable mention All-American (AP) as a senior at Southern California despite being slowed during the season by a severely sprained ankle. He closed out his college career by being named to the Senior Bowl and the East-West Shrine Game, but was unable to play in the latter due to injury. Colorito garnered first-team All-Pac 10 honors as a junior, and was also named first-team All-West Coast (UPI) and honorable mention All-America (AP and UPI) that season. An outstanding student, Colorito has a degree in biology from USC and was named to the 1985 Academic All-American second team and the District VIII All-Academic first team as both a senior and junior. He was on the 1984 Pac 10 All-Academic squad and was honorable mention in 1985.

PERSONAL: Tony is single and resides in the Denver suburb of Aurora. A native of Brooklyn, N.Y., he was a three-year All-Brooklyn selection at Midtown HS, playing offensive tackle and linebacker as a senior and defensive tackle before that. He was a 1985 NCAA post-graduate scholarship recipient and likes to play classical music (piano and saxophone) and enjoys reading, particularly philosophy.

Professional Record

GAMES PLAYED: 1986 (15), 1987 (0-injured reserve).

GAMES STARTED: 1986 (0).

ADDITIONAL STATISTICS: Recovered two fumbles, 1986.

No. 55 RICK STEVEN DENNISON
Linebacker



Birthdate—June 22, 1958
Birthplace—Kalispel, Mont.
Residence—Louisville, Colo.
How Acquired—FA, 1982
College—Colorado State
High School—Rocky Mountain HS,
 Fort Collins, Colo.
Height—6-3
Weight—220
Pro Year—7th
Year with Broncos—7th

Rick Dennison continued his fine play as a reserve linebacker and on special teams in 1987. He was named Denver's defensive MVP in the divisional playoff game against Houston (1/10) after

registering a team-leading eight first hits, two assists, and a quarterback harassment. Dennison closed out regular season play with 22 first hits, eight assists, two passes defended, a forced fumble, and the second interception of his career. Dennison proved again to be a valuable member of the Broncos' special teams, leading that unit with 12 knock-down blocks. He now has played in 84 games, missing just one contest due to injury in his six seasons as a Bronco. Dennison recorded his first interception as a pro in 1986 against the Raiders in Los Angeles (11/2), halting the final Raider drive. That year Dennison posted 30 total tackles, a sack, a forced fumble, and a pass defended, and he started twice during the campaign. He led Denver's special teams unit with 11 tackles and also had 8½ knock-down blocks. He started seven games in 1985 and also saw considerable playing time as a reserve linebacker over the latter portion of the campaign. He posted 25 tackles and was credited with a forced fumble that year. Dennison suffered a sprained ankle against Miami (9/29) and missed the next game, the first time in his professional career that he failed to appear in a game. He had an excellent season in 1984, recording 164 tackles and three sacks in his first season as a full-time starter at the left inside linebacker spot. Dennison has been cited by Denver coaches for his excellent qualities of intelligence and leadership, as well as for his ability to play all four linebacker positions. Dennison had a free agent tryout with the Buffalo Bills in 1980 and with Denver the following year, finally joining the Broncos after the Bills again cut him just prior to the start of 1982 regular season play.

COLLEGE: Rick was a second team Academic All-American at Colorado State University, where he played tight end for the Rams from 1976-79, graduating with a degree in civil engineering. He earned three letters at CSU.

PERSONAL: Rick and his wife Deborah have a son, Joseph Evans (4/15/87), and the family makes its home in Louisville, Colo. Rick is a native of Kalispel, Mont., and graduated from Rocky Mountain HS in Fort Collins, Colo., where he lettered twice each in football, basketball, and baseball. He received a master's degree in civil engineering in the spring of 1982, specializing in fluid mechanics. Rick likes fishing and music.

Professional Record

Year	Club	INTERCEPTIONS			Yds.	Avg.	TD
		Games	Starts	No.			
1982	Denver	9	0	0	0	0.0	0
1983	Denver	16	1	0	0	0.0	0
1984	Denver	16	15	0	0	0.0	0
1985	Denver	15	7	0	0	0.0	0
1986	Denver	16	2	1	5	5.0	0
1987	Denver	12	0	1	10	10.0	0
TOTALS		84	25	2	15	7.5	0

ADDITIONAL STATISTICS: Returned two kickoffs for 27 yards, 1984; forced one fumble, 1986; forced one fumble, 1987.

QUARTERBACK SACKS: 1984 (3), 1986 (1). Total - 4.

No. 33 ANTHONY DREW (Tony) DORSETT *Running Back*



Birthdate—April 7, 1954
Birthplace—Rochester, Pa.
Residence—Dallas, Tex.
How Acquired—Trade, 1988
College—Pittsburgh
High School—Hopewell HS,
 Aliquippa, Pa.
Height—5-11
Weight—189
Pro Year—12th
Year with Broncos—1st

Tony Dorsett came to the Broncos in a June 3 trade that sent a conditional fifth round draft choice to Dallas. He will be entering his 12th professional campaign in 1988. Dorsett comes into this season with 12,036 yards rushing, fourth best in NFL history and just 276 yards away from Jim Brown, who ranks second with 12,312 yards. A virtually certain selection to the Pro Football Hall of Fame, Dorsett has played in four Pro Bowl games (following the 1978, 1981, 1982, and 1983 seasons). He was named NFC Rookie of the Year in 1977 (The Sporting News), was All-NFL in 1981, and has played in five NFC Championship Games and two Super Bowls. In addition to ranking fourth in rushing yards, Dorsett is second in NFL history in combined yards (15,501), sixth in the receptions by a running back (382), fourth in rushing attempts (2,755), and ninth in rushing touchdowns (72). He has had five runs of 75 yards or longer, including one for an NFL record that will never be broken, a 99-yard scamper against Minnesota (1/3/83). He also scored on a 91-yard screen pass vs. the Baltimore Colts in 1978. Dorsett has had 46 100-yard rushing performances and the Cowboys posted a 42-4 mark (including 25-3 at home) when he topped the 100-yard mark. Eight times he bettered the 1,000-yard mark for a season in Dallas, including a career high of 1,646 yards in 1981. Dorsett carried the ball 2,625 times in his first 10 NFL seasons, more than the career totals of Brown (2,359), O.J. Simpson (2,404), and Earl Campbell (2,187), and has a career rushing average of 4.4 yards per carry. His career highs include 206 yards rushing (vs. Philadelphia, 12/4/77), 30 attempts (twice), 10 receptions (at Los Angeles Rams, 9/3/84), and 107 receiving yards (vs. Baltimore, 9/4/78). Additionally, Dorsett is second in league history with 1,383 yards rushing in the postseason (16 games), needing just 173 more to tie Franco Harris' total of 1,556. He had the best postseason rushing total of his career against the Rams (12/28/80) with 160 yards. In 1987 Dorsett rushed for 456 yards on 130 carries and caught 19 passes for 177 yards, and scored two touchdowns overall to give him a career total of 85. He played in 12 contests last season, starting six, and was held out of two. He was the Cowboys' starting tailback until the Nov. 15 game with New England. He was slowed by ankle and knee injuries in 1986 and missed three games, but still led Dallas in rushing for the 10th consecutive season with 748 yards. An extremely durable performer throughout his entire career, Dorsett missed just three games in nine years prior to the 1986 season. He was the Cowboys' number one draft choice in 1977.

COLLEGE: Dorsett crowned a brilliant collegiate career by winning the 1976 Heisman Trophy as the nation's outstanding player. He rushed for an NCAA career-record 6,082 yards and 58 TDs, leading the Panthers to a national championship with a 12-0 record. He broke or tied 14 NCAA records and was a four-time All-American. Dorsett was the first player in NCAA history to record four 1,000-yard seasons and three 1,500-yard seasons.

PERSONAL: Tony was born in Rochester, Pa., and attended Hopewell HS in Aliquippa, Pa. He has a son, Anthony Drew, Jr. (9/14/73), a budding football and basketball star in Atlanta, Ga. Tony was very active in the community in Dallas, giving time to the Tony Dorsett/United Negro College Fund Golf Tournament, Pearl S. Buck Foundation, the Dallas Ballet, Easter Seals, the American Heart Association, the United Way, the Make-A-Wish Foundation, Hands Across America, the Dallas Civic Opera, and the Texas Department of Highways and Public Transportation. His business interests include Southwestern Drilling Mud Company, a California Gold tanning salon, real estate in California and Chicago, and U.S.A. Wet, a sports drink.

Professional Record

Year	Club	Games	RUSHING					RECEIVING			
			Starts	Att.	Yds.	Avg.	TD	No.	Yds.	Avg.	TD
1977	Dallas	14	4	208	1,007	4.8	12	29	273	9.4	1
1978	Dallas	16	15	290	1,325	4.6	7	37	378	10.2	2
1979	Dallas	14	14	250	1,107	4.4	6	45	375	8.3	1
1980	Dallas	15	15	278	1,185	4.3	11	34	263	7.7	0
1981	Dallas	16	16	342	1,646	4.8	4	32	325	10.2	2
1982	Dallas	9	9	177	745	4.2	5	24	179	7.5	0
1983	Dallas	16	16	289	1,321	4.6	8	40	287	7.2	1
1984	Dallas	16	16	302	1,189	3.9	6	51	459	9.0	1
1985	Dallas	16	16	305	1,307	4.3	7	46	449	9.8	3
1986	Dallas	13	12	184	748	4.1	5	25	267	10.7	1
1987	Dallas	12	6	130	456	3.5	1	19	177	9.3	1
TOTALS		157	139	2,755	12,036	4.3	72	382	3,432	9.0	13

ADDITIONAL STATISTICS: Completed one pass for 34 yards, 1977; passed once and scored on a 54-yard fumble return, 1978; passed once, 1980; passed once, 1982; passed once, 1983; passed once, 1984.

NFL ALLTIME RUSHERS

	Years	Att.	Yards	Avg.	LG	TD	100-Yards	
1.	Walter Payton	13	3,838	16,726	4.4	76	110	77
2.	Jim Brown	9	2,359	12,312	5.2	80	106	58
3.	Franco Harris	13	2,949	12,120	4.1	75	91	47
4.	Tony Dorsett	11	2,755	12,036	4.4	99	72	43
5.	John Riggins	14	2,916	11,352	3.9	66	104	28
6.	O.J. Simpson	11	2,404	11,236	4.7	94	61	42
7.	Earl Campbell	8	2,187	9,407	4.3	81	74	40
8.	Jim Taylor	10	1,941	8,597	4.4	84	83	26
9.	Joe Perry	16	1,929	8,378	4.8	78	53	22
10.	Eric Dickerson	5	1,778	8,256	4.6	76		

NFL ALLTIME COMBINED YARDS

	Rushing	Receiving	Total	Misc. Yards	Combined Yards	
1.	Walter Payton	16,726	4,538	21,264	539	21,803
2.	Tony Dorsett	12,036	3,432	15,468	33	15,501
3.	Jim Brown	12,312	2,499	14,811	648	15,459
4.	Franco Harris	12,120	2,287	14,407	215	14,622
5.	O.J. Simpson	11,236	2,142	13,378	990	14,368
6.	Bobby Mitchell	2,735	7,954	10,689	3,389	14,078
7.	John Riggins	11,352	2,090	13,442	-7	13,435
8.	Greg Pruitt	5,672	3,069	8,741	4,591	13,262
9.	Ollie Matson	5,173	3,285	8,458	4,426	12,884
10.	Tim Brown	3,862	3,399	7,261	5,423	12,684

NFL ALLTIME RECEIVERS AMONG RUNNING BACKS

	Year Played	NFL Exp.	No.	Yards	TD	
1.	Walter Payton	1975-87	13	492	4,537	15
2.	Tony Galbreath	1976-87	12	490	4,066	9
3.	Rickey Young	1975-84	10	408	3,285	16
4.	Joe Washington	1977-85	9	395	3,413	18
5.	Tony Nathan	1979-87	9	383	3,592	16
6.	Tony Dorsett	1977-87	11	382	3,432	13
7.	Lydell Mitchell	1972-80	9	376	3,203	17
8.	Lenny Moore	1956-67	12	363	6,039	48

NFL ALLTIME ATTEMPTS

	Years	Att.
1. Walter Payton	13	3,838
2. Franco Harris	13	2,949
3. John Riggins	14	2,916
4. Tony Dorsett	11	2,755
5. O.J. Simpson	11	2,404
6. Jim Brown	9	2,359
7. Earl Campbell	8	2,187
8. Jim Taylor	10	1,941
9. Larry Csonka	11	1,891
10. O.J. Anderson	7	1,884

NFL ALLTIME TDS RUSHING

	Years	TDs
1. Walter Payton	11	110
2. Jim Brown	9	106
3. John Riggins	14	104
4. Franco Harris	13	91
5. Jim Taylor	10	83
6. Pete Johnson	8	76
7. Earl Campbell	8	74
8. Leroy Kelly	10	74
9. Tony Dorsett	11	72
10. Chuck Muncie	9	71

No. 7 JOHN ALBERT ELWAY

Quarterback



Birthdate—June 28, 1960
Birthplace—Port Angeles, Wash.
Residence—Aurora, Colo.
How Acquired—Trade with Baltimore, 1983
College—Stanford
High School—Granada Hills HS, Los Angeles, Calif.
Height—6-3
Weight—215
Pro Year—6th
Year with Broncos—6th

John Elway was named as the NFL's Most Valuable Player (AP) and the starting quarterback for the AFC in the Pro Bowl after turning in another tremendous season in 1987, a campaign in which he became the first AFC signalcaller since Terry Bradshaw (1978-79) to lead his club to consecutive conference championships. He was named All-NFL (The Sporting News, NEA, AP-second team) and All-AFC (UPI, Pro Football Weekly, The Football News), in addition to being tabbed as the AFC MVP (NFLPA), AFC Player of the Year (The Football News), AFC Offensive Player of the Year (UPI, Kansas City 101 Club), and Colorado Pro Athlete of the Year (Colorado Sports Hall of Fame). Elway had another excellent performance in the AFC Championship Game win over Cleveland, completing 14 of 26 passes for 281 yards and three TDs, also rushing 11 times for 36 yards. In Super Bowl XXII he completed 14 of 38 passes for 257 yards, ran for 32 on three carries, and became the first quarterback in Super Bowl history to catch a pass, a 23-yard reception from Steve Sewell. Elway's 56-yard TD strike to Ricky Nattiel on Denver's first play from scrimmage provided the earliest TD in Super Bowl history (elapsed time of 1:57). He was named by his teammates as Denver's offensive MVP for the third straight season and had his third straight 3,000-yard campaign, completing 224 of 410 passes for 3,198 yards, an average of 266.5 per game, with 19 TD passes. He had at least one TD pass in 10 of his 12 appearances, including one stretch in which he threw a TD pass in nine straight games. He had four 300-yard games, a team record, and now has thrown for over 300 yards in 12 games, including Super Bowl XXI. Additionally, Elway has had 19 games in which he has rushed and passed for over 300 yards of total offense (including two AFC Championship Games and one Super Bowl). Elway last year led all AFC quarterbacks in rushing for the fourth straight season and was second on the team with a career-high 304 yards, scoring four times. He rushed for over 20 yards eight times in 1987, including a 42-yard, two-TD performance vs. Detroit (11/1). Elway brought Denver back from a 4-3-1 record to the top spot in the AFC West over a brilliant six-game stretch in which he threw for 1,823 yards and 12 TDs while rushing for 140 yards and a score, leading the Broncos to five wins. Elway now has a 50-24-1 (.673) overall record as a starting NFL QB,

but can claim a 46-18-1 (.715) record, including playoffs, since he became the permanent starter in the first game of 1984. In the last four seasons (1984-87) Elway has directed his club to more regular season (42) and overall (46) wins than any other NFL QB. He now has made 51 consecutive regular season non-strike starts for Denver (the last time he failed to start was at the Los Angeles Raiders on 10/28/84), and in those 51 games Elway has been 22-4 (.840) at home and 13-11-1 (.542) on the road. Elway has career figures of 14,835 passing yards and 1,197 rushing yards for 16,032 yards of total offense, and all three marks are team records. He holds or is tied for 16 Denver records, including most career TD passes (85). Elway's career rushing average of 4.73 per carry is the highest in franchise history, and his career interception avoidance percentage of .035 is the lowest in team annals. His rushing total of 1,197 yards is 27th among all-time QBs, and he has rushed for over 40 yards nine times. His high regular season rushing total of 51 yards came against the New York Giants (11/23/86), and he had 56 yards rushing in the 1986 AFC Championship Game at Cleveland (1/11/86). Elway had an outstanding season in 1986, leading the Broncos to the AFC championship and an appearance in Super Bowl XXI, earning his first Pro Bowl appearance. He was honored with the Seattle Gold Helmet Award (Professional Football Player of the Year) and received the King of the Hill award from the Colorado Sports Hall of Fame, in addition to earning All-NFL honorable mention (AP) and All-AFC second team citation (UPI). Along with his 18 TD passes in 1986, Elway also scored on an 11-yard run and a 23-yard pass reception (that TD reception came from Steve Sewell on opening day vs. the Los Angeles Raiders and is the longest TD catch by a fulltime quarterback in NFL history). His best statistical game of the season came against the Giants (11/23) when he completed a career-high 29 of 47 passes for 336 yards, also leading the team in rushing that day with 51 yards, also a career high. In 1986 Elway directed one of the greatest drives in NFL postseason history in pacing Denver to a 23-20 overtime win over the Cleveland Browns for the AFC title. He completed 22 of 38 for 244 yards and one TD at Cleveland, the scoring pass being a five-yard strike that capped a 15-play, 98-yard drive that tied the contest at the end of regulation play. Then in overtime he took the Broncos on a nine-play, 60-yard drive that resulted in the winning field goal. In Super Bowl XXI Elway completed 22 of 37 passes for 304 yards and one TD, also scoring once on a 10-yard run. In the last four campaigns Elway has directed the Broncos to four of the five best seasons in franchise history, including three divisional titles, two AFC championships, and regular season win totals of 13, 11, 11, and 10 (with one tie). Elway took some spectacular steps forward in 1985, as the Stanford graduate rewrote the Denver record book. Elway set Bronco single season records for attempts (605, which led the NFL and fell just four passes short of the all-time record of 609 held by Dan Fouts), completions (327, second in the NFL), passing yards (3,891, second in the NFL), total rushing and passing plays (656, which led the NFL), and total offense (4,144, which led the NFL). Elway finished the season with a streak of seven consecutive games in which he threw at least one TD pass. His 22 scoring passes marked the team's second best single season figure ever. In 1985 he set personal single-game highs in attempts (50 vs. San Diego, 11/17), yards (432 at Seattle, 12/20), and interceptions (five vs. Kansas City, 12/14). He led the Broncos to a 12-2 record in his 14 1984 regular season starts, finishing eighth among AFC passers. Not only was Elway's passing a factor in his leadership of the offense, but he finished third on the team in rushing with 237 yards. Elway tied the franchise record with five scoring passes in a single game (vs. Minnesota on 11/18/84). In the team's final regular season game at Seattle, he gained 43 yards on nine carries in pacing Denver to the division title. Elway was not able to start two games due to injury and sat out one altogether (10/28 at Los Angeles Raiders). Elway started 10 games overall in 1983, includ-

ing the first five before being replaced by Steve DeBerg and five more after DeBerg was injured at Seattle (11/6). Elway did not have impressive stats as a rookie, finishing 17th among AFC passers, but he carried a tremendous emotional burden all season, having come into the NFL as the most publicized college prospect since Joe Namath in 1965. Elway was the first player selected in the 1983 NFL draft and joined the Broncos by trade on 5/2/83. An exceptional pure passer, his talents were honed by the pro-style offense employed by Stanford.

COLLEGE: John concluded his college career with five major NCAA Division 1-A records and nine major Pac-10 marks. Elway completed 62.1 percent of his career passes (774 of 1,243, both NCAA highs) for 9,349 yards and 77 touchdowns, while setting an NCAA record for the lowest percentage of passes intercepted in a career (3.13 percent). As a senior, John was a consensus All-American and finished second in Heisman Trophy balloting while setting virtually every Pac-10 and Stanford career record for total offense and passing. In 1982 he passed for over 2,500 yards for an NCAA record third straight season capping his career as the East-West Shrine Offensive Player of the Game. As a junior Elway received All-America recognition and was named All-West Coast first team by UPI. John was the first sophomore ever named Pac-10 Player-of-the-Year and also the first sophomore ever named a first team All-American (The Sporting News). He compiled amazing 1980 statistics, completing 65.4 percent of his attempts for 2,889 yards and 27 TDs. A two-sport star, John played baseball for the New York Yankees' Oneonta (N.Y.) single-A farm club in 1982, hitting for a .318 average and knocking in a team-high 24 runs batted in. He was the Yankees' first selection in the 1981 summer draft. He hit .349 with nine homers and 50 RBI in 49 games in his final college baseball season as a sophomore. Elway has a degree in economics from Stanford.

PERSONAL: John and his wife Janet have two daughters, Jessica Gwen (10/17/85), and Jordan Marie (6/1/87). The family makes its home in Aurora, Colo. In the off-season John started The Elway Foundation, a non-profit foundation designed to help Colorado residents, with special emphasis given to individuals and groups whose needs are not met by traditional agencies, including those supporting the youth of Colorado. He is a member of the Mayor's Council on Physical Fitness and is Chairman of the National Kidney Foundation for the Rocky Mountain Region. A native of Port Angeles, Wash., Elway was the most highly recruited prep athlete in the nation in 1979 and was listed on Parade, Scholastic Coach, Football News, and National Coaches Association All-America teams. He had an unparalleled football-baseball career at Granada Hills HS. John was 129 of 200 for 1,837 yards and 19 TDs as a senior, while leading the baseball team to the Los Angeles City championship with a .491 batting average and a 4-2 pitching record. He completed 60 percent of his high school passes for 5,711 yards and 49 TDs. The Kansas City Royals selected him in the 1979 summer draft, although he already had signed a national letter of intent with Stanford. John's father, Jack, now is the head coach at Stanford. Jack coached his son in the East-West Shrine contest in which John earned Offensive MVP laurels.

Professional Record

Year	Club	Games	Starts	PASSING					
				Att.	Comp.	Pct.	Yds.	TD	Int.
1983—Denver		11	10	259	123	47.5	1,663	7	14
1984—Denver		15	14	380	214	56.3	2,598	18	15
1985—Denver		16	16	605	327	54.0	3,891	22	23
1986—Denver		16	16	504	280	55.6	3,485	19	13
1987—Denver		12	12	410	224	54.6	3,198	19	12
TOTALS		70	68	2,158	1,168	54.1	14,835	85	76

RUSHING

Year	Club	Att.	Yds.	Avg.	TD
1983—Denver		28	146	5.2	1
1984—Denver		56	237	4.2	1
1985—Denver		51	253	5.0	0
1986—Denver		52	257	4.9	1
1987—Denver		66	304	4.6	4
TOTALS		253	1,197	4.7	7

ADDITIONAL STATISTICS: Fumbled six times and recovered three fumbles for minus one yard, 1983; fumbled 14 times and recovered seven fumbles, 1984; fumbled seven times and recovered three fumbles, 1985; fumbled seven times and recovered one fumble for minus four yards, caught one pass for 23 yards and a touchdown, 1986; fumbled twice, punted once for 31 yards, 1987.

JOHN ELWAY GAME-BY-GAME

OPPONENT	ATT	COMP	YDS	PCT	TD	INT	SACKED/ YDS LOST
1983							
at Pittsburgh	(S) 8	1	14	.125	0	1	4/26 Inj. elbow
at Baltimore	(S) 21	9	106	.429	0	0	3/19 Inj. elbow/ shoulder
vs Philadelphia	(S) 33	18	193	.545	1	2	3/17
vs LA Raiders	(S) 11	6	71	.545	0	1	2/20 Concussion
at Chicago	(S) 10	4	36	.400	0	1	3/25
at Houston							DID NOT PLAY
vs Cincinnati							DID NOT PLAY
vs San Diego							DID NOT PLAY
vs Kansas City							DID NOT PLAY
at Seattle	(S) 15	8	134	.553	1	0	2/17 DeBerg injured
at LA Raiders	(S) 31	11	190	.355	0	1	2/21
vs Seattle							DID NOT PLAY
at San Diego	(S) 28	14	147	.500	0	3	4/35
vs Cleveland	(S) 24	16	284	.667	2	1	0/0
vs Baltimore	(S) 44	23	345	.523	3	0	5/38
at Kansas City	(S) 34	13	143	.382	0	4	0/0
at Seattle	(S) 15	10	123	.667	0	1	0/0 AFC Wild Card
1984							
vs Cincinnati	(S) 13	8	127	.615	1	1	1/4 Inj. shoulder
at Chicago	(S) 3	2	11	.667	0	1	0/0 Limited Play
at Cleveland	(S) 35	15	170	.429	2	1	1/6
vs Kansas City	(S) 29	17	172	.586	0	2	4/15
vs LA Raiders	(S) 26	14	139	.538	0	1	2/18
at Detroit	(S) 22	16	210	.727	1	1	3/31
vs Green Bay	(S) 20	11	101	.550	0	1	0/0
at Buffalo	(S) 23	12	148	.552	2	0	1/1
at LA Raiders							DID NOT PLAY
vs New England	(S) 40	26	315	.650	3	1	3/24
at San Diego	(S) 35	19	188	.543	0	0	3/11
vs Minnesota	(S) 19	16	218	.842	5	0	0/0
vs Seattle	(S) 27	15	275	.556	2	1	2/17
at Kansas City	(S) 36	16	183	.444	1	1	3/19
vs San Diego	(S) 31	18	193	.581	0	1	1/12
at Seattle	(S) 21	9	148	.429	1	4	0/0
vs Pittsburgh	(S) 37	19	184	.513	2	2	4/37 AFC Divisional Playoff
1985							
at LA Rams	(S) 38	18	229	.474	2	1	2/15
vs New Orleans	(S) 43	28	353	.651	4	1	3/26
at Atlanta	(S) 38	19	291	.500	3	2	2/11
vs Miami	(S) 37	18	250	.486	0	1	3/24
vs Houston	(S) 35	17	256	.486	3	3	2/15
at Indianapolis	(S) 36	17	239	.472	0	1	2/16
vs Seattle	(S) 43	22	166	.512	0	4	4/23
at Kansas City	(S) 20	13	116	.650	0	0	2/5
at San Diego	(S) 35	20	222	.571	0	2	4/45
vs San Francisco	(S) 42	20	215	.476	2	1	0/0
vs San Diego	(S) 50	28	261	.560	1	2	3/21
at LA Raiders	(S) 32	19	164	.594	3	0	4/26
at Pittsburgh	(S) 41	24	238	.585	1	1	0/0
vs LA Raiders	(S) 36	18	158	.500	1	3	3/38
vs Kansas City	(S) 37	22	301	.595	1	5	0/0
at Seattle	(S) 42	24	432	.571	1	0	5/47
1986							
vs LA Raiders	(S) 35	21	239	.600	2	0	2/18
at Pittsburgh	(S) 38	21	243	.553	3	0	1/8
at Philadelphia	(S) 12	7	96	.583	1	0	3/25
vs New England	(S) 34	18	188	.529	1	1	1/5
vs Dallas	(S) 24	12	200	.500	3	0	1/2
at San Diego	(S) 34	20	242	.588	1	1	0/0
at NY Jets	(S) 28	13	145	.464	0	1	5/27 Concussion
vs Seattle	(S) 32	18	321	.563	1	1	0/0
at LA Raiders	(S) 12	11	141	.916	1	0	2/9

vs San Diego	(S)	31	13	196	.419	0	3	2/12	
vs Kansas City	(S)	29	15	196	.517	0	0	4/34	
at NY Giants	(S)	47	29	336	.617	0	2	2/11	
vs Cincinnati	(S)	34	22	228	.647	3	0	1/9	
at Kansas City	(S)	42	23	246	.548	1	4	5/43	
vs Washington	(S)	35	20	282	.571	1	0	3/23	
at Seattle	(S)	37	20	186	.541	1	0	1/7	
vs New England	(S)	32	13	257	.406	1	2	1/4	AFC Divisional Playoff
vs Cleveland	(S)	38	22	244	.579	1	1	2/19	AFC Champion- ship Game
vs NY Giants	(S)	37	22	304	.595	1	1	3/26	Super Bowl XXI
1987									
vs Seattle	(S)	32	22	338	.688	4	1	0/0	
at Green Bay	(S)	48	30	285	.625	0	3	1/4	
at Minnesota	(S)	39	22	245	.564	2	1	5/39	
vs Detroit	(S)	30	16	246	.533	1	0	1/9	
at Buffalo	(S)	30	13	163	.433	1	0	3/24	
vs Chicago	(S)	40	21	341	.525	3	2	0/0	
at LA Raiders	(S)	29	16	298	.552	1	0	2/22	
at San Diego	(S)	32	21	347	.656	3	1	0/0	
vs New England	(S)	37	17	265	.459	2	1	2/6	
at Seattle	(S)	42	21	335	.500	1	2	4/20	
vs Kansas City	(S)	31	18	237	.581	1	0	1/11	
vs San Diego	(S)	20	7	98	.350	0	1	2/12	
vs Houston	(S)	25	14	259	.560	2	1	1/4	AFC Divisional Playoff
vs Cleveland	(S)	26	14	281	.538	3	1	2/25	AFC Championship
vs Washington	(S)	38	14	257	.368	1	3	5/50	Super Bowl XXII

Yearly Totals

1983 (10 Starts)	259	123	1,663	.475	7	14
1984 (14 Starts)	380	214	2,598	.563	18	15
1985 (16 Starts)	605	327	3,891	.540	22	23
1986 (16 Starts)	504	280	3,485	.556	19	13
1987 (12 Starts)	410	224	3,198	.546	19	12

CAREER TOTALS

(68 Starts)	2,158	1,168	14,835	.541	85	78
-------------	-------	-------	--------	------	----	----

POSTSEASON TOTALS

(7 Starts)	248	128	1,909	.516	11	12
------------	-----	-----	-------	------	----	----

MOST TOTAL YARDS, RUSHING AND PASSING, SINGLE GAME:

432 (0 rush, 432 pass) at Seattle, 12/20/85
 387 (40 rush, 347 pass) at San Diego, 11/29/87
 387 (51 rush, 336 pass) at NY Giants, 11/23/86
 376 (35 rush, 341 pass) vs. Chicago, 11/16/87
 368 (23 rush, 345 pass) vs. Baltimore, 12/11/83
 355 (2 rush, 353 pass) vs. New Orleans, 9/15/85
 354 (16 rush, 338 pass) vs. Seattle, 9/13/87
 347 (12 rush, 335 pass) at Seattle, 12/13/87
 331 (27 rush, 304 pass) vs. NY Giants, 1/25/87 (Super Bowl XXI)
 323 (25 rush, 298 pass) at LA Raiders, 11/22/87
 323 (32 rush, 291 pass) at Atlanta, 9/22/85
 321 (36 rush, 285 pass) at Green Bay, 9/20/87
 318 (43 rush, 275 pass) vs. Seattle, 11/25/84
 318 (3 rush, 315 pass) vs. New England, 11/4/84
 317 (36 rush, 281 pass) vs. Cleveland, 1/17/88 (AFC Championship)
 315 (-6 rush, 321 pass) vs. Seattle, 10/26/86
 305 (4 rush, 301 pass) vs. Kansas City, 12/14/85
 302 (18 rush, 284 pass) vs. Cleveland, 12/4/83
 300 (56 rush, 244 pass) at Cleveland, 1/11/87 (AFC Championship)

No. 73 SIMON RAYNARD FLETCHER

Linebacker/Defensive End



Birthdate—February 18, 1962
Birthplace—Bay City, Tex.
Residence—Bay City, Tex.
How Acquired—Draft #2b, 1985
College—Houston
High School—Bay City HS,
 Bay City, Tex.
Height—6-6
Weight—240
Pro Year—4th
Year with Broncos—4th

Simon Fletcher had a fine season in 1987 as Denver's starting strong outside linebacker, his first campaign ever as a linebacker. Bronco coaches moved him from defensive end after the 1986

season to take advantage of his size and ability to drop off into pass coverage. Fletcher's top performances in the 1987 regular season included an 11-tackle, one-sack game against Green Bay (9/20), a 12-tackle game against the Raiders (11/22), and a strong performance vs. Kansas City (12/19) in which he netted two quarterback sacks and a fumble recovery. He closed out regular season play with 49 first hits, 21 assists, and four sacks. Fletcher was impressive in postseason play, registering 10 first hits in Super Bowl XXII (1/31) and five first hits and a sack in the AFC Championship Game vs. Cleveland (1/17), while posting six quarterback harassments in the three games. He played in every game in 1986, starting twice (at Philadelphia on 9/21 and as an outside linebacker vs. Washington on 12/13) and finishing the campaign with 43 tackles, two passes defended, and two fumble recoveries. Fletcher blocked a key field goal attempt in a Bronco win over the Raiders (11/2) and deflected an extra point in Denver's one-point win over the Redskins (12/13). He saw action in both AFC playoff games and in Super Bowl XXI, contributing seven tackles and two assists during postseason play. Fletcher played in all 16 games in 1985 and increased his playing time as the season went on, making his first pro start at Pittsburgh (12/1). Denver's second pick in the second round of that year's draft, Fletcher finished the season with 17 total tackles and one quarterback sack, that coming in the season finale at Seattle (12/20). Very quick and agile for a player of his size, Fletcher is the Broncos' fastest linebacker.

COLLEGE: Simon was a three-year starter at the University of Houston, where he posted 209 total tackles, including 30 tackles for losses and 14 quarterback sacks. Fletcher also defended 10 passes during a career in which he started 33 of the 37 games in which he played for the Cougars. As a senior he had 11 tackles for losses and eight sacks despite playing the last six games with a pinched nerve in his shoulder. He started at both right tackle (1982 and 1984) and right end (1983) during his college career, which he closed out with a Cotton Bowl appearance against Boston College.

PERSONAL: Simon is married (Pinkie) and has two daughters, Ashley Nicole (1/12/84) and Neomi Patrice (1/25/88), and the family makes its home in Simon's native Bay City, Tex. He earned letters in both football and track at Bay City HS, and has an older brother who played football at Texas A & I.

Professional Record

GAMES PLAYED: 1985 (16), 1986 (16), 1987 (12).

GAMES STARTED: 1985 (1), 1986 (2), 1987 (12).

ADDITIONAL STATISTICS: Recovered two fumbles and blocked a field goal, 1986; recovered one fumble, 1987.

QUARTERBACK SACKS: 1985 (1), 1986 (5½), 1987 (4). Total - 10½.

No. 62 MICHAEL JOSEPH (Mike) FREEMAN

Center/Guard



Birthdate—October 13, 1961
Birthplace—Mt. Holly, N.J.
Residence—Littleton, Colo.
How Acquired—FA, 1984
College—Arizona
High School—Fountain Valley HS,
 Fountain Valley, Calif.
Height—6-3
Weight—256
Pro Year—4th
Year with Broncos—4th

Mike Freeman had a fine season in 1987, moving into the starting center spot in week 10 and earning the team's offensive MVP

honors for his play vs. Kansas City (12/19). He was released by Denver after the final preseason game but rejoined the team on Sept. 24, and he started at guard vs. Houston (10/4), vs. the Los Angeles Raiders (10/12), and at Kansas City (10/18). Freeman spent most of the 1986 campaign on injured reserve with a knee injury, but was activated in week 12 and played in three regular season and all three postseason games. He spent the entire 1985 campaign on injured reserve due to a knee injury suffered during training camp. He played in nine games as a rookie in a reserve role at guard and also saw limited action at center. Freeman made the team as a free agent in 1984, impressing coaches with his pass blocking skills and his learning abilities.

COLLEGE: Mike was a second-team All-PAC 10 player in his senior year at Arizona, and was given his school's "Tough Boot" award for being the outstanding interior lineman on the squad.

PERSONAL: Mike and his wife Jill have a son, Marcus James (3/30/86), and reside in the Denver suburb of Littleton. He worked toward his accounting degree at Metropolitan State College during the off-season. Born in Mt. Holly, N.J., he earned three letters for football at Fountain Valley (Calif.) HS, where he also wrestled as a freshman. Mike enjoys playing basketball in his spare time.

Professional Record

GAMES PLAYED: 1984 (9), 1985 (Injured reserve), 1986 (3), 1987 (13).

GAMES STARTED: 1984 (0), 1985 (0), 1986 (0), 1987 (9).

No. 90 FREDDIE GENE GILBERT

Defensive End



Birthdate—April 8, 1962
Birthplace—Griffin, Ga.
Residence—Aurora, Colo.
How Acquired—Supplemental
 Draft #1, 1984
College—Georgia
High School—Griffin HS, Griffin, Ga.
Height—6-4
Weight—275
Pro Year—3rd
Year with Broncos—3rd

Freddie Gilbert will attempt to rebound this season from a difficult 1987 campaign in which he was hampered by injuries. He began the season as Denver's starting right defensive end, but sprained his right ankle in the season opener vs. Seattle (9/13) and missed the game the following week against Green Bay (9/20). He aggravated the injury in practice following the strike and missed the contest at Minnesota (10/26) and vs. Detroit (11/1). Gilbert then started against Buffalo (11/8) and Chicago (11/16), but sprained his knee in the game with the Bears and sat out the next two contests. He returned to play in all the remaining games and finished the regular season with six first hits, eight assists, one pass defended, a forced fumble, and a fumble recovery. Gilbert returned to form in the postseason and finished with three-game totals of nine first hits, four assists, and two quarterback harassments. Gilbert joined the Broncos' active roster in week two of 1986 and played in every game thereafter, posting four sacks and 17 total tackles. Originally Denver's first pick in the 1984 NFL supplemental draft, Gilbert played two seasons with the USFL New Jersey franchise before coming to the Broncos. He was exempt from Denver's roster for the final preseason game and the regular season opener. Gilbert had his best game of 1986 against the New York Giants (11/23), posting six total tackles, including five first hits, and a sack for 11 yards.

COLLEGE: Gilbert had a brilliant career at the University of Georgia, earning AP and UPI All-SEC honors as both a junior and senior. He was named UPI All-America as a senior and also garnered second-team All-America honors that year by AP and the Football News.

PERSONAL: Freddie and his wife Majell have two daughters, Zalima (11/6/75) and Tanishia (6/5/85), and a son, Phillip (7/6/83), and the family makes its home in Aurora, Colo. Freddie graduated from Griffin (Ga.) HS in his hometown, where he was named all-state in football as a junior and senior. In his final high school campaign he was selected as Georgia's top defensive end, and also was named All-South and Adidas All-American by Scholastic Coach Magazine.

Professional Record

GAMES PLAYED: 1986 (15), 1987 (7).

GAMES STARTED: 1986 (0), 1987 (3).

QUARTERBACK SACKS: 1986 (4). Total - 4.

No. 83 SAMUEL LOUIS (Sam) GRADY

Wide Receiver



Birthdate—February 10, 1964
Birthplace—Gaffney, S.C.
Residence—Atlanta, Ga.
How Acquired—FA, 1987
College—Tennessee
High School—Northside HS,
 Atlanta, Ga.
Height—5-9
Weight—177
Pro Year—2nd
Year with Broncos—2nd

Sam Grady made tremendous progress as a receiver last season and will compete for increased playing time in 1988. He joined the Broncos in 1987 as a free agent following a brilliant college and amateur track career, and is one of only two active NFL players to have won an Olympic gold medal. Grady spent most of the regular season on injured reserve with abdominal and hamstring strains, but re-joined the active roster to play in the Dec. 13 contest at Seattle.

COLLEGE: Grady was a wide receiver and return specialist at Tennessee, and was a member of the Volunteers' squads that played in the Sugar and Liberty Bowls. He was also a member of the Tennessee track team.

PERSONAL: Sam and his wife Cincotta have two sons, Samuel, Jr. (5/17/85) and Kelley Rashad (12/6/87), and the family makes its home in Atlanta, Ga. Sam won a gold medal in the 4x100 meter relay and a silver medal in the 100 meter dash in the 1984 Olympic Games, coming in second to Carl Lewis. A native of Gaffney, S.C., he attended Northside HS in Atlanta, and lettered twice each in both football and track.

Professional Record

GAMES PLAYED: 1987 (1).

No. 31 MICHAEL (Mike) HARDEN Safety/Cornerback



Birthdate—February 16, 1959
Birthplace—Memphis, Tenn.
Residence—Aurora, Colo.
How Acquired—Draft #5a, 1980
College—Michigan
High School—Central HS,
 Detroit, Mich.
Height—6-1
Weight—192
Pro Year—9th
Year with Broncos—9th

Mike Harden emerged as a leader on the Broncos' defense in 1987 and had an outstanding campaign before breaking his forearm early in the playoff game vs. Houston (1/10). He played three positions last season, right cornerback, strong safety, and free safety, and for the fourth consecutive season led the team in interceptions with four, including two in the season finale vs. San Diego (12/27). Harden was named as a team captain last year and began the season at his customary right corner spot, moving into the starting free safety spot in week 11. Two weeks later he was named defensive MVP at Seattle (12/13), posting 10 first hits, two assists, and a fumble recovery. After injuries sidelined both Dennis Smith and Randy Robbins, Harden moved to strong safety in week 14, a position he held until his injury, and was named defensive MVP again in the season finale vs. San Diego (12/27). He closed out regular season play with 63 first hits, 24 assists, and seven passes defended. Harden's career total of 29 interceptions ranks fourth in team history, and his interception return average of 20.93 is a club record. He has started 62 consecutive regular games, second on the team to Rulon Jones's tally of 69 straight, and they are the only two Broncos to have started every non-strike game since 1984. Harden had an excellent season in 1986 and was named by teammates as Denver's Most Valuable Defensive Player for his efforts. He returned six interceptions for a team-record 179 yards and two touchdowns, becoming the first Bronco ever to score four times on interception returns. Harden also scored on a 41-yard punt return at San Diego (10/12) and finished the regular season with 75 total tackles, nine passes defended, and a forced fumble. Harden started every game in 1985, the only member of the Broncos' defensive backfield to do so, including two at strong safety (weeks two and three) for the injured Dennis Smith. Harden led the team in tackles with 82 and in passes defended with 18, tying for the team lead in interceptions for the second consecutive season with five. He returned those five thefts for a team-high 100 yards, including one for a 42-yard game-clinching touchdown at Pittsburgh (12/1). In 1984 he tied for the team lead in interceptions with a career-high six and also led the team in passes defended with 18, scoring the first touchdown of his career on a 45-yard interception return against Kansas City (9/23). In 1983 Harden moved from safety to cornerback and finished the year leading the AFC in interception return yards with 127, and his average of 31.8 was the highest in the NFL among players with four or more interceptions. Harden began the 1982 season as Denver's nickel back and became the club's starting free safety in the second week of the season, starting four games before a knee sprain sustained in practice forced him to miss the campaign's final four games. Harden played in five games and was in on 51 tackles in addition to making two interceptions and recovering a fumble. He played in every game of his first two pro seasons, primarily as a valuable special teams performer, making his first

three starts late in the 1981 campaign. Harden was second on the club in kickoff returns with 11 in 1981.

COLLEGE: Mike was All-Big Ten in 1978 and 1979, closing out his college career with an appearance in the Japan Bowl. A four-year letterman at Michigan, Harden led Wolverine defensive backs in tackles with 50 as a senior and posted seven career interceptions. He also returned punts in college, handling 24 for a 7.4 average, and graduated from Michigan with a degree in political science.

PERSONAL: Mike has a daughter, T'ler Nicole (5/12/85), and they make their home in the Denver suburb of Aurora. He is very active in various community youth programs and is in the investment business as an entrepreneur during the off-season, maintaining his long-term goal of eventually finishing law school. He has worked with the Detroit police department as a youth counselor. Harden has taken law courses at the University of Michigan, and at the University of Denver in pursuit of a law degree. He once worked in the sports department of Detroit television WXYZ-TV, and Mike's interests include travel, sports cars, fashion modeling and horticulture.

Professional Record

Year	Club	INTERCEPTIONS						KICKOFF RETURNS			
		Games	Starts	No.	Yds.	Avg.	TD	No.	Yds.	Avg.	TD
1980	—Denver.....	16	0	0	0	0	0	12	214	17.8	0
1981	—Denver.....	16	3	2	34	17.0	0	11	178	16.2	0
1982	—Denver.....	5	4	2	3	1.5	0	0	0	0.0	0
1983	—Denver.....	15	15	4	127	31.8	0	0	0	0.0	0
1984	—Denver.....	16	16	6	79	13.2	1	0	0	0.0	0
1985	—Denver.....	16	16	5	100	20.0	1	0	0	0.0	0
1986	—Denver.....	16	16	6	179	29.8	2	1	41	41.0	1
1987	—Denver.....	12	12	4	85	21.3	0	0	0	0.0	0
TOTALS.....		112	82	29	607	20.9	4	24	433	18.0	1

ADDITIONAL STATISTICS: Returned two punts for 36 yards, fumbled once, 1980; recovered one fumble, 1981; recovered one fumble for 13 yards, 1982; recovered three fumbles, 1983; recovered two fumbles, 1984; recovered two fumbles, 1985; returned one punt for 41 yards and a touchdown, 1986; recovered one fumble, 1987.

No. 36 MARK HAYNES Cornerback



Birthdate—November 6, 1958
Birthplace—Kansas City, Kan.
Residence—Upper Saddle River, N.J.
How Acquired—Trade with New York Giants, 1986
College—Colorado
High School—Harmon HS,
 Kansas City, Kan.
Height—5-11
Weight—195
Pro Year—9th
Year with Broncos—3rd

Mark Haynes had a good season in 1987, his first campaign as Denver's starting left cornerback. He played particularly well against the pass, posting six passes defended and three interceptions, returning one for a score vs. New England (12/6). Haynes also registered 55 first hits, nine assists, and recovered a fumble in the end zone against Chicago (11/16), returning it 24 yards for the turning point in the Denver victory. He had a tremendous postseason and was named the Broncos' overall player of the game in the divisional contest vs. Houston (1/10), in which he had six tackles and returned an interception 57 yards, spoiling an Oiler scoring opportunity. He saw limited action with the Broncos in 1986 after spending the first

five weeks of the campaign on injured reserve, the result of a strained thigh muscle suffered when he returned a blocked field goal attempt in the second preseason game, at Minnesota on August 16. He played in the final 11 games as a reserve to Mike Harden at right cornerback, finishing with 26 total tackles and a forced fumble. He saw postseason action in the playoff game vs. New England and in Super Bowl XXI, but did not play in the AFC championship game at Cleveland. Haynes was acquired from the New York Giants on 1986 draft day, in exchange for Denver's second round draft choices in 1986 and 1987, and for a sixth round choice which the Broncos earlier had obtained from Tampa Bay. In joining the Broncos Haynes returned to an area in which he has many close ties, having been a star performer at the University of Colorado. One of the NFL's most proficient cornerbacks from 1980-1984, Haynes had perhaps his best season in 1984, earning All-NFL accolades for the fourth straight year and being voted into the Pro Bowl for a third straight season. He had his best production ever in the area of interceptions, registering a career high of seven for 90 yards returned, the second best total in the NFC. Additionally, he had 39 tackles and two fumble recoveries during that campaign and was noted for his leadership in the Giants' young secondary. Haynes went down with a knee injury in the next to last game of the season and missed the playoffs and Pro Bowl due to that injury. The injury did not require surgery and he returned healthy for 1985, although he sat out the first part of last year before ultimately returning to play in five 1985 games for the Giants, starting one. He also did not play in one game, thus totaling six games for which he was on New York's active roster. He sustained a groin injury and subsequently spent the last portion of the 1985 campaign on New York's injured reserve list. The Giants' number one draft choice in 1980 (and the eighth player selected in the entire NFL draft), Haynes became an almost instant star in his second pro season, winning All-NFL first team honors (Pro Football Weekly, NEA, Sports Illustrated), and followed that up in 1982 with a second straight All-NFL season, in addition to being named as a starter in the Pro Bowl for the first time. In 1983 he recorded three interceptions and started in the Pro Bowl for the second straight campaign. Haynes scored his only NFL touchdown in the Giants' 1981 playoff victory over Philadelphia when he recovered a fumble in the end zone. Through his first five pro seasons Haynes missed just three games.

COLLEGE: Mark was a unanimous All-American choice at the University of Colorado in his senior season, and was an All-Big Eight selection twice. He won four varsity letters as both a cornerback and safety, concluding his career with 256 tackles, eight fumble recoveries, five interceptions, and three blocked kicks. He had a 97-yard interception return for a touchdown vs. Army in 1977 and had 18 tackles in one game vs. Iowa State that same season. Haynes was a co-captain in his senior year and was selected to play in both the Hula Bowl and Senior Bowl games.

PERSONAL: Mark and his wife Victoria have two daughters, Iman (4/28/83) and Jasmine (11/4/85), and they make their home in Upper Saddle River, N.J. Mark has a degree in communications from the University of Colorado and does promotional work during the off-season. He was born in Kansas City, Kan., and was a legendary scholastic star at Harmon HS there, where he earned seven letters in football, basketball, and track and set a school record as a running back with 1,380 yards rushing and 19 touchdowns in one season.

Professional Record

Year	Club	INTERCEPTIONS					
		Games	Starts	No.	Yds.	Avg.	TD
1980	New York Giants	15	11	1	6	6.0	0
1981	New York Giants	16	16	1	9	9.0	0
1982	New York Giants	9	9	1	0	0.0	0
1983	New York Giants	15	15	3	18	6.0	0
1984	New York Giants	15	15	7	90	12.9	0
1985	New York Giants	5	1	0	0	0.0	0
1986	Denver	11	0	0	0	0.0	0
1987	Denver	12	12	3	39	13.0	1
TOTALS		98	79	16	162	10.1	1

ADDITIONAL STATISTICS: Returned two kickoffs for 40 yards, 1980; recovered one fumble, 1981; recovered two fumbles for four yards, 1983; recovered two fumbles for 12 yards, 1984; recovered one fumble for 24 yards, 1987.

No. 78 WINFORD DEWAYNE HOOD

Guard



Birthdate—March 29, 1962

Birthplace—Atlanta, Ga.

Residence—Atlanta, Ga.

How Acquired—FA, 1987

College—Georgia

High School—Therrell HS,
Atlanta, Ga.

Height—6-3

Weight—262

Pro Year—5th

Year with Broncos—5th

Winford Hood played in three games in 1987, starting two, but spent most of the campaign on injured reserve. He re-joined the team as a free agent in last season's training camp, but injured his wrist and was placed on IR. Hood was activated prior to the Oct. 4 contest vs. Houston, and he played in that game and started the next two. He was placed on IR again on Oct. 23 with a knee injury. Hood was Denver's eighth-round draft choice in 1984, and he played in every contest in the 1984-85 seasons. He was released during the 1986 training camp, but subsequently re-signed for weeks three through five. Hood was then released and spent two weeks off of the roster before coming back for a six-game stint in which he started two games.

COLLEGE: Hood earned All-Southeastern Conference honors in his senior year at the University of Georgia and was a starter in both the 1983 Cotton Bowl and the 1982 Sugar Bowl with the Bulldogs. He lettered as a sophomore after a freshman campaign in which he was out for most of the season with a groin injury. Winford majored in business education.

PERSONAL: Winford is single and resides in his native Atlanta, Ga. At Atlanta's Therrell HS he was Parade Magazine's National Lineman of the Year and an Adidas All-American in 1979. Winford was an all-state and all-metro Atlanta selection in 1978 and 1979.

Professional Record

GAMES PLAYED: 1984 (16), 1985 (16), 1986 (9), 1987 (3).

GAMES STARTED: 1984 (2), 1985 (3), 1986 (2), 1987 (2).

No. 2 MICHAEL WILLIAM (Mike) HORAN Punter



Birthdate—February 1, 1959
Birthplace—Orange, Calif.
Residence—Fullerton, Calif.
How Acquired—FA, 1986
College—Long Beach State
High School—Sunny Hills HS,
 Fullerton, Calif.
Height—5-11
Weight—190
Pro Year—5th
Year with Broncos—3rd

Mike Horan continued his steady performance as Denver's punter in 1987, closing out fourth in the AFC and eighth in the NFL with a 41.1 average on 44 punts. One fourth of his punts last season landed inside of the 20 (11/44), while posting just five touchbacks. Horan had his best regular season game as a Bronco vs. Kansas City (12/19), averaging 51.5 yards on four punts, with a long of 61 yards, his longest with Denver. In his tenure as the Broncos' punter Horan has punted 65 times for a 41.1 average, with 19 inside the 20 and seven touchbacks. His career totals show an average of 41.6 on 248 punts, with 61 punts inside the 20 and 23 touchbacks. He joined the club as a free agent in the 13th week of the 1986 campaign and average 41.1 yards over the final four games of the season. Horan had an excellent 1986 post-season, punting 13 times for a 43.9 average, with four punts inside the 20 and just one touchback in three post-season contests. Against New England in the divisional playoff game (1/4/87), Horan punted five times for a 49.0 average, including three kicks inside of the 20. He punted for the Philadelphia Eagles in 1984-85, showing two-year totals of 183 punts for a 41.8-yard average, with 42 punts inside the 20. He was named first-team All-NFC and first-team All-Rookie (Pro Football Weekly) in 1984. Originally a ninth-round draft choice of the Atlanta Falcons in 1982, Horan had tryouts with Green Bay and Buffalo in 1983 before joining the Eagles. He was on the Minnesota Vikings roster for one game in the 1986 season but did not play.

COLLEGE: Mike Horan was a two-year letterman at Long Beach State after transferring from Fullerton College. He was named first-team All-Pacific Coast Athletic Conference and honorable mention All-America as a senior. Horan was ranked sixth in the nation in punting that season with a school record 44.7 average.

PERSONAL: Mike and his wife Kim have two daughters, Meghan (9/8/85) and Shawna (3/24/88), and the family makes its off-season home in Fullerton, Calif. He has a degree in mechanical engineering and has worked in the off-season for Hughes Aircraft Corporation, helping design manned and unmanned radar and sonar equipment. He has future plans to earn his master's degree in systems engineering and work in program management. A native of Orange, Calif., Horan attended Sunny Hills HS in Fullerton, Calif., lettering in both football and baseball. His hobbies include carpentry, fishing, golfing, and video games.

Professional Record

Year	Club	PUNTING							
		Games	No.	Yds.	Avg.	TB	In20	LG	Bk.
1984	Philadelphia	16	92	3880	42.2	6	21	69	0
1985	Philadelphia	16	91	3777	41.5	10	21	75	0
1986	Denver	4	21	864	41.1	2	8	54	0
1987	Denver	12	44	1807	41.1	5	11	61	2
TOTALS		48	248	10319	41.6	23	61	75	2

ADDITIONAL STATISTICS: Fumbled once and recovered one fumble, 1986.

No. 79 STEFAN GOVAN HUMPHRIES Guard



Birthdate—January 20, 1962
Birthplace—Broward, Fla.
Residence—Chicago, Ill.
How Acquired—Trade, 1987
College—Michigan
High School—St. Thomas Aquinas
 HS, Fort Lauderdale, Fla.
Height—6-3
Weight—268
Pro Year—5th
Year with Broncos—2nd

Stefan Humphries had a fine season with Denver in 1987, starting the final seven regular season games and all three post-season contests at right guard. He came to Denver in an Aug. 25 trade that sent punter Bryan Wagner to Chicago, but was placed on injured reserve on Sept. 8 with a thigh injury. Humphries joined the active roster and was inserted into the starting lineup before the 11/16 game against his former team. He joined the Bears as a third-round draft choice in 1984 and played in 12 games as a rookie before going on IR with a knee injury. Humphries strained a tricep during the 1985 training camp and spent the first four weeks of the season on IR before returning to play in 11 games. He broke his left foot in Chicago's 1986 training camp and spent all but the final four games of the season on IR.

COLLEGE: Humphries was named All-America (UPI, Football Writers, Football News, The Sporting News) as a senior at Michigan, where he was a three-year starter. He was also named academic All-America and all-league as a junior and senior. Humphries was nominated by Michigan for a Rhodes Scholarship after compiling a 3.77 GPA in bio engineering.

PERSONAL: Stefan is single and makes his offseason home in Chicago, Ill. A native of Broward, Fla., he attended St. Thomas Aquinas HS in Fort Lauderdale, Fla., where he was named Prep Athlete of the Year and team MVP. He earned seven prep letters in football, track, and basketball. Stefan was class valedictorian and a National Merit finalist. He began pursuing his medical career at Rush University in Chicago, Ill., in the 1987 offseason.

Professional Record

GAMES PLAYED: 1984 (12), 1985 (11), 1986 (4), 1987 (7).

GAMES STARTED: 1984 (0), 1985 (0), 1986 (0), 1987 (7).

No. 98 RICKY HUNLEY Linebacker



Birthdate—November 11, 1961
Birthplace—Petersburg, Va.
Residence—Denver, Colo.
How Acquired—Trade with
 Cincinnati, 1984
College—Arizona
High School—Petersburg, HS,
 Petersburg, Va.
Height—6-2
Weight—250
Pro Year—5th
Year with Broncos—5th

Ricky Hunley is expected to rebound in 1988 from a disappoint-

ing 1987 campaign, his second season as a fulltime starter with Denver. He posted 67 first hits, 37 assists, and a sack in the regular season at his right inside linebacker position. Hunley had several stand-out games, including a 20-tackle performance against Green Bay (9/20) and a 10-tackle effort vs. Kansas City (12/19) for which he earned defensive MVP honors. In the regular season finale vs. San Diego (12/27) he posted two interceptions, returning one for 52 yards and his first NFL touchdown. His postseason totals of 10 first hits and 11 assists include a tremendous 11-tackle performance vs. Houston (1/10/88). Hunley had a fine season in 1986, his first campaign as Denver's starting right inside linebacker. He led the team in the regular season with 99 first hits, 65 assists, and 164 total tackles, and he posted the Broncos' three highest single-game tackle totals, tallying 18 at the New York Jets (10/20), 16 at the New York Giants (11/23), and 14 vs. Washington (12/13). Hunley had his first interception as pro (vs. Kansas City, 11/16), and also forced two fumbles, defended two passes, recovered one fumble, and had one-half sack. He had a big postseason as well, finishing the three games with 17 first hits and 26 total tackles. He returned an interception 14 yards in the AFC Championship Game at Cleveland (1/11) and recorded 11 first hits in Super Bowl XXI. In addition to his work at linebacker in 1986, Hunley remained one of Denver's more prominent special teams players, posting nine tackles, six-and-a-half knock-down blocks, and two kickoff returns for 11 yards. He played primarily on special teams in 1985 and was that unit's statistical leader. As a reserve linebacker he registered 19 tackles and two passes defended. Hunley made his first professional starts against Houston (10/6) and the Los Angeles Raiders (11/24). He came to the Broncos by way of trade from Cincinnati in the middle of the 1984 campaign and played in the final eight games of the season, as well as in the playoff game against Pittsburgh, seeing most of his action on special teams. Hunley was the seventh player taken in the 1984 player draft, but opted not to sign at that time.

COLLEGE: Ricky was a two-time consensus All-American (1982 and 1983) at Arizona, where he was the Wildcats' all-time tackle leader (566 in four years) and the most decorated player in school history. A heavy hitter who both stuffed the middle and played pass defense as well, he led the PAC-10 in interceptions in 1983 with seven and established a reputation for durability, starting the last 33 games of his career in addition to five as a freshman, missing just one college contest due to injury. As a senior he capped his Arizona career by leading the defense in five departments and intercepting passes in three consecutive games, as well as in five of the first seven. Hunley had three 21-tackle games in his career and in his last two seasons posted fewer than 10 tackles in just two games. He registered his career-high of 22 tackles (11 solo) vs. Washington as a senior, and scored two touchdowns in his final campaign, one vs. Oregon State and the other against California. In addition to his consensus All-American honors, Hunley was selected by Arizona coaches as the team's MVP and defensive MVP. As a sophomore he tied the school record with four forced fumbles while leading the squad in total tackles and solo tackles for the first of three straight seasons, earning All-PAC-10 conference honors all three seasons as well.

PERSONAL: Ricky is single and makes his home in Denver, Colo., although he still spends considerable time in Tucson, Ariz., where he works as an Administrative Assistant with Frontier Investment Co. in the off-season. He is the founder of the Ricky Hunley Foster Foundation, which raises funds by having corporations match money donated by Hunley for every tackle, assist, and sack he makes in a game. The money goes towards financial scholarships for children raised through the Foster Parenting Program. Hunley is on the Board of Directors of the Tucson Arthritis Foundation Chapter and is a member of the University of Arizona College of Medicine Advisory Board. Hunley is also a member of an

honorary University of Arizona Century II committee. A native of Petersburg, Va., Ricky earned three prep letters each in football and baseball at Petersburg HS, and was drafted by the Pittsburgh Pirates in the 26th round of the 1980 baseball draft. He has three sisters and seven brothers, one of whom (Lamonte) was the other starter next to Ricky at inside linebacker for the Arizona Wildcats in 1982 and 1983, and now plays for the Indianapolis Colts.

Professional Record

Year	Club	INTERCEPTIONS					
		Games	Starts	No.	Yds.	Avg.	TD
1984	Denver	8	0	0	0	0.0	0
1985	Denver	16	2	0	0	0.0	0
1986	Denver	16	15	1	22	22.0	0
1987	Denver	12	12	2	64	32.0	1
TOTALS		52	29	3	86	28.7	1

ADDITIONAL STATISTICS: Recovered one fumble and returned two kickoffs for 11 yards, 1986.

QUARTERBACK SACKS: 1986 (½); 1987 (1). Total - 1½.

No. 80 MARK ANTHONY JACKSON

Wide Receiver



Birthdate—July 23, 1963

Birthplace—Chicago, Ill.

Residence—Aurora, Colo.

How Acquired—Draft #6b, 1986

College—Purdue

High School—Terre Haute South HS, Terre Haute, Ind.

Height—5-10

Weight—180

Pro Year—3rd

Year with Broncos—3rd

Mark Jackson had a good season in 1987, his first campaign as a fulltime starter. He was Denver's leading receiver in the post-season, with eight receptions for 210 yards and a 26.8 average. Jackson was named Denver's offensive most valuable player for his performance in the AFC Championship Game vs. Cleveland (1/17), catching four passes for 134 yards, including an 80-yard touchdown reception. He was also the team's leading receiver in Super Bowl XXII with four receptions for 76 yards. Jackson closed out regular season play with 26 receptions for 436 yards and two touchdowns, and set a personal regular season high yardage mark at Seattle (12/13) with 85 yards on three catches. Jackson's two-year career totals show 64 receptions for 1,174 yards and three touchdowns, and his average per catch of 18.3 is second best in team history. He had a superb season in 1986, breaking Vance Johnson's records for reception yardage by a Bronco rookie with a team-high 738 yards on 38 receptions. His average of 19.4 yards per catch led all AFC rookies with 30 or more receptions, and ranked fifth among all 57 AFC receivers who had 30 or more catches. Jackson was on the receiving end of the Broncos' five longest pass plays in 1986, with one of 53 yards, two for 51 yards, and one each of 50 and 47 yards. He was one of only two Broncos to record a catch in all 16 regular season games and led all Denver receivers in the last eight contests with 21 receptions for 418 yards. Jackson gained 76 yards on five catches in the post-season, including three for 51 yards in Super Bowl XXI (1/25). Jackson had two key receptions in Denver's 98-yard drive vs. Cleveland in the AFC Championship Game (1/11). He snared a 20-yard pass as the Broncos faced a third-and-18 with just under two minutes left, and caught a five-yard touchdown pass from John Elway to bring

Denver within an extra point with 37 seconds left in regulation.

COLLEGE: Jackson was named honorable mention All Big Ten (AP and UPI) as a senior at Purdue, catching 47 Jim Everett aeriels for 732 yards and five touchdowns that season. He closed out his college career with 51 catches for 810 yards and six scores and with an appearance in the Peach Bowl.

PERSONAL: Mark is single and resides in the Denver suburb of Aurora. Born in Chicago, Ill., he graduated from Terre Haute South HS in Terre Haute, Ind. where he lettered three times in football, twice in track, and once in tennis. A public relations major at Purdue, Jackson's hobbies include tennis, photography, collecting pins, bowling, and "any challenging games."

Professional Record

Year	Club	Games	RECEIVING					PUNT RETURNS			
			Starts	No.	Yds.	Avg.	TD	No.	Yds.	Avg.	TD
1986—Denver...		16	1	38	738	19.4	1	2	7	3.5	0
1987—Denver...		12	9	26	436	16.8	2	0	0	0.0	0
TOTALS.....		28	10	64	1174	18.3	3	2	7	3.5	0

ADDITIONAL STATISTICS: Recovered one fumble, rushed two times for six yards, and returned one kickoff for 16 yards, 1986.

No. 82 VANCE EDWARD JOHNSON

Wide Receiver



Birthdate—March 13, 1963
Birthplace—Trenton, N.J.
Residence—Westminster, Colo.
How Acquired—Draft #2a, 1985
College—Arizona
High School—Cholla HS,
 Tucson, Ariz.
Height—5-11
Weight—185
Pro Year—4th
Year with Broncos—4th

Vance Johnson had an outstanding 1987 campaign despite missing most of two regular season games with a dislocated shoulder, suffered early in the Dec. 6 contest vs. New England. He led the team with 684 yards on 42 catches and scored seven touchdowns to tie for the team lead. Johnson gained over 80 yards on receptions in six games, including a 115-yard performance against the Los Angeles Raiders (11/22), and tied a team record by scoring a TD by reception in six straight games. He set a personal high with seven catches at San Diego (11/29). In the divisional playoff game vs. Houston (1/10), Johnson caught four passes for 105 yards before being sidelined with a groin injury. The injury kept him out of the AFC Championship Game but he returned to action in Super Bowl XXII. He turned in a tremendous performance in the 1986 postseason, completing his comeback from an early season knee injury. After a dazzling exhibition in the final pre-season game vs. the Los Angeles Rams, in which he caught 11 passes for 195 yards and a score, he injured a knee in the season opener, had arthroscopic surgery, and spent four weeks on injured reserve. He finished the regular season with 31 receptions for 363 yards and two touchdowns, rushed five times for 15 yards, and returned three punts and two kickoffs. Johnson led the team in the 1986 postseason with 12 catches for 235 yards and two TDs. In the divisional playoff game vs. New England (1/4) he caught four passes for 89 yards and scored on a 48-yard pass from John

Elway. After a three-catch performance in the AFC Championship Game at Cleveland (1/11) he led all receivers in Super Bowl XXI with five receptions for 121 yards, including a 47-yard TD pass from Elway. He had a fine season in 1985 as he made the conversion from running back to wide receiver and set new Bronco rookie records for receptions (51) and reception yardage (721 yards). He led the team in punt and kickoff returns as well, and his 1,757 all-purpose yards were tops among all NFL rookies. His receiving totals placed second on the team, although Johnson did not become a fulltime starter until week 10. He registered Denver's high-yardage mark that year with 116 yards on six catches vs. Kansas City (12/14), and he recorded three of the top six yardage marks for the team, including 96 yards at Atlanta (9/22) and 92 yards vs. San Francisco (11/11). Johnson scored three touchdowns, with the longest being a 63-yard catch and run against the Falcons. Denver's first pick in the second round of last year's draft, Johnson ran a 4.36 40-yard dash in rookie camp, a Bronco record.

COLLEGE: Vance was the University of Arizona's key player at tailback in his four years with the Wildcats, finishing fourth in school history in all-purpose yards (3,442), fifth in scoring (168 pts.), and sixth in receptions (78). He closed out his college career with appearances in the Senior Bowl and the East-West Shrine game, where he caught seven passes and threw a touchdown pass. As a junior, Vance led the PAC-10 in touchdowns with 13, 10 of them rushing. He was a 1982 All-PAC 10 selection and led the team that season in rushing (433 yards) and kickoff returns (27.2 avg.). Vance set several Arizona freshman records and was named to Blue Chip Magazine's second-team All-American freshman squad. A great track athlete as well, Vance won the 1982 NCAA long jump championship with a 26'-11 1/2" effort, and in addition captured the 1984 PAC-10 long jump title, finishing second in the NCAA that year. He was an alternate in the long jump on the 1984 Olympic team, missing the team by one inch. He was chosen to compete with the American Olympic team in the spring of 1985 in Monaco, France, but decided to pass up the opportunity because of his football career. He majored in commercial art.

PERSONAL: Vance and his wife Angela have a son, Vaughn Edward (10/21/87), and they make their home in the Denver suburb of Westminster. An accomplished artist, Vance had seven showings of his work at Denver's Gallery One during the 1987 offseason. He specializes in acrylic fine arts, with particular interest in women's faces and sports vignettes. A native of Trenton, N.J., Vance was raised in Tucson and lettered twice in football and four times in track at Cholla HS. He scored 22 touchdowns as a senior and had a 9.1 yard rushing average while gaining 1,382 yards. He set school records in the long jump, high jump, 100 and 220-yard dashes, and was Arizona's long jump champion in 1980. He was an all-state football selection in 1980.

Professional Record

Year	Club	Games	RECEIVING					RUSHING			
			Starts	No.	Yds.	Avg.	TD	Att.	Yds.	Avg.	TD
1985—Denver...		16	7	51	721	14.1	3	10	36	3.6	0
1986—Denver...		12	7	31	363	11.7	2	5	15	3.0	0
1987—Denver...		11	9	42	684	16.3	7	1	-8	-8.0	0
TOTALS.....		39	23	124	1768	14.3	11	16	43	2.7	0

Year	Club	PUNT RETURNS				KICKOFF RETURNS			
		No.	Yds.	Avg.	TD	No.	Yds.	Avg.	TD
1985—Denver.....		30	260	8.7	0	30	740	24.7	0
1986—Denver.....		3	36	12.0	0	2	21	10.5	0
1987—Denver.....		1	9	9.0	0	7	140	20.0	0
TOTALS.....		34	305	9.0	0	39	901	23.1	0

ADDITIONAL STATISTICS: Fumbled five times, recovered two fumbles, 1985; fumbled once and passed once, incomplete, 1986; fumbled once and passed once, incomplete, 1987.

No. 42 DARYLL KEITH JONES

Safety



Birthdate—March 23, 1962
Birthplace—Columbus, Ga.
Residence—Atlanta, Ga.
How Acquired—FA, 1987
College—Georgia
High School—Carver HS,
Columbus, Ga.
Height—6-0
Weight—193
Pro Year—4th
Year with Broncos—2nd

Daryll Jones signed with the Broncos last year on Sept. 24. He injured his ankle early in his first game with the club, vs. Houston (10/4), and spent the remainder of the season on injured reserve. Originally Green Bay's seventh-round draft choice in 1984, Jones played in every game that season and in eight games in 1985 before being sidelined with a neck injury. He was placed on IR during the Packers' 1986 camp and was released after two games. Jones attended the Atlanta Falcons' camp in 1987.

COLLEGE: Jones was a defensive back and quarterback at the University of Georgia. He played in three Sugar Bowls and a Cotton Bowl with the Bulldogs and closed out his college career with an appearance in the Senior Bowl.

PERSONAL: Daryll and his wife Dena make their home in Atlanta, Ga. Born in Columbus, Ga., where he was a tremendous prep athlete at Carver HS. A four-year letterman in football, basketball, baseball, and track, he was an all-state quarterback as a junior and senior, an all-state baseball selection, and was honored as all-city in basketball. Jones was named Atlanta's most valuable prep athlete of the year as a senior. He was drafted by the Pittsburgh Pirates as an outfielder out of high school.

Professional Record

GAMES PLAYED: 1984 (16), 1985 (8), 1986 (2), 1987 (1).
ADDITIONAL STATISTICS: Returned one kickoff for 19 yards and recovered three fumbles, 1984; returned one kickoff for 11 yards, 1985.

No. 75 RULON KENT JONES

Defensive End



Birthdate—March 25, 1958
Birthplace—Salt Lake City, Utah
Residence—Brighton, Colo.
How Acquired—Draft #2, 1980
College—Utah State
High School—Weber HS,
Ogden, Utah
Height—6-6
Weight—260
Pro Year—9th
Year with Broncos—9th

Rulon Jones continued his fine play at defensive end in 1987, earning second-team All-AFC honors (UPI). He tied Karl Mecklenburg for the team lead in sacks with seven, netting six of them in the final seven weeks of the campaign. Over the past three seasons, the duo has combined for 60 sacks, and Jones's career sack total of 68.5 is just 3.5 off the team record of 72 held by Barney Chavous. He has started 69 straight games, the longest active streak on the team. In regular season play Jones registered 45

first hits, 43 assists, and was credited with 21 quarterback harassments. He had 19 total tackles and 1.5 sacks in postseason play. He was named the UPI AFC Defensive Player of the Year in 1986, while making his second consecutive trip to the NFL Pro Bowl. He was further honored as All-NFL (AP, Pro Football Writers of America, The Sporting News, Sports Illustrated, Pro Football Weekly) and All-AFC (UPI, Football News, Pro Football Weekly, NEA second team) for a campaign in which he set a new Bronco record with 13½ sacks, breaking the mark of 13 set by Karl Mecklenburg in 1985. Jones had three of his four games with two or more sacks in October and was named, for the second straight season, the AFC defensive player of that month. He sacked Dallas quarterback Steve Pelluer for a safety (10/5) to give him a career total of three, one off of the league record held by Ted Hendricks and Doug English. Jones finished the regular season with 96 total tackles, five passes defended, a forced fumble, and fumble recovery, and he continued his fine play into the postseason. Against New England in a divisional playoff game (1/4) Jones sacked Tony Eason twice, including a game-clinching sack for a safety late in the contest, and he had Denver's only sack in the AFC Championship at Cleveland (1/11). Jones registered 16 first hits and 24 total tackles in the postseason, high among all Bronco defensive linemen. He made his first Pro Bowl appearance and was named both All-NFL (Pro Football Writers of America, Sports Illustrated, The Sporting News, AP-second team, Newspaper Enterprise Association-second team) and All-AFC (UPI) in 1985, also being named by his teammates as the Broncos' defensive most valuable player. Jones totaled 68 tackles, tops among defensive linemen, 10 quarterback sacks, and three fumble recoveries that year. He had a streak of six straight games in which he posted at least one sack and was named by the NFL as the AFC defensive player of the month for October, recording a sack in each of the four games that month. In 1984 he led the team with 11 sacks and paced Denver's pass rush unit to a club record 57, again leading all team linemen in tackles with 105. Jones scored his first pro touchdown in 1984, scoring on a five-yard fumble return at Detroit (10/7), and blocked a field goal vs. Kansas City (9/23). He has started 41 straight games, the third longest streak among active Broncos, and now has started the last 70 games in which he has played. Jones became a starter with three games left in his rookie season and has been there ever since. He missed four games in the 1983 campaign with a knee injury but still posted 72 tackles and four sacks. He had 9½ sacks in 1981, and in the previous season earned All-Rookie honors (UPI, Pro Football Weekly) as he paced the squad with 11½ sacks, the most by any Bronco since 1971. Denver's first pick in the 1980 draft, Rulon's best single-game sack performance was against Oakland at Denver in 1980, when he recorded three sacks and seven tackles.

COLLEGE: Rulon was a four-year letterman and starter at Utah State, where he missed only one game during his collegiate career. In 1979 he was selected to second team spots on both the AP and NEA All-America squads and was named honorable mention by UPI. As a senior he was All-Pacific Coast Athletic Assn. and was named PCAA Defensive Player of the Year. Rulon's best college performance was a game against Fresno State in which he posted 15 tackles and three sacks. Jones played in the East-West Shrine Game and the Senior Bowl.

PERSONAL: Rulon and his wife Kathy have three sons, Gareth (4/4/78), Dalton (11/23/81), Chase (12/15/83), and a daughter, Lauren (2/4/86), and the family makes its home in Brighton, Colo. At Weber HS in Ogden, Utah, he earned two letters each in football and basketball. Rulon loves to hunt and fish, and his hobbies include oil painting, particularly Western art, and sculpting.

Professional Record

GAMES PLAYED: 1980 (16), 1981 (16), 1982 (9), 1983 (12), 1984 (16), 1985 (16), 1986 (16), 1987 (12).

GAMES STARTED: 1980 (3), 1981 (16), 1982 (9), 1983 (12), 1984 (16), 1985 (16), 1986 (16), 1987 (12).

ADDITIONAL STATISTICS: Recovered one fumble, credited with one safety, 1980; recovered one fumble, 1981; recovered two fumbles, credited with one safety, 1983; recovered two fumbles, one for five yards and a touchdown, and blocked one field goal, 1984; recovered three fumbles, 1985; recovered one fumble, recorded one safety, 1986.

QUARTERBACK SACKS: 1980 (11½), 1981 (9½), 1982 (2), 1983 (4), 1984 (11), 1985 (10), 1986 (13½), 1987 (7). Total - 68.5.

No. 66 JAMES ALLEN (Jim) JURIGA

Tackle



Birthdate—September 12, 1964

Birthplace—Fort Wayne, Ind.

Residence—Aurora, Colo.

How Acquired—Draft #4, 1986

College—Illinois

High School—Wheaton North HS, Wheaton, Ill.

Height—6-6

Weight—275

Pro Year—2nd

Year with Broncos—2nd

Jim Juriga spent the 1987 campaign on injured reserve, rehabilitating a knee injury suffered in the final preseason game in 1986. Denver's fourth-round draft choice that year, Juriga had been installed into the starting lineup before the injury and started in the preseason contest vs. San Francisco (8/23). Bronco coaches are impressed with his run and pass blocking abilities, and Denver trainers expect him to be ready for the start of the 1987 training camp.

COLLEGE: Juriga played both guard and tackle at Illinois, where he was one of the top linemen in the Big Ten during his four-year career. He received all-star honors after each of his four years as a lineman for the Fighting Illini, playing tackle in his first three seasons and guard as a senior. He was an Outland Trophy candidate in his final college campaign and was named All-Big Ten and Academic All-Big Ten that year, finishing out his collegiate career with an appearance in the Hula Bowl. He was first-team All-Big Ten at tackle in his sophomore and junior seasons and in 1982 was picked by the Football News as the most valuable freshman lineman in the nation, also earning consensus frosh All-American honors.

PERSONAL: Jim is single and resides in Aurora, Colo., a suburb of Denver. Born in Fort Wayne, Ind., he attended Wheaton North HS in Wheaton, Ill., where he lettered twice in football and four times in track. Juriga was a high school All-American and played on the class 4A state championship team in 1981 and on the runner-up Illinois prep team in 1980. He majored in agricultural science and plans to go on to veterinary school. Jim lists hunting, fishing and scuba diving as his hobbies.

Professional Record

GAMES PLAYED: 1986 (0 - injured reserve), 1987 (0 - injured reserve).

No. 12 KENNETH PAUL (Ken) KARCHER

Quarterback



Birthdate—July 1, 1963

Birthplace—Pittsburgh, Pa.

Residence—Denver, Colo.

How Acquired—FA, 1987

College—Tulane

High School—Shaler Area HS, Glenshaw, Pa.

Height—6-3

Weight—205

Pro Year—2nd

Year with Broncos—2nd

Ken Karcher started all three replacement games for Denver in 1987, leading the team to two victories. He had his best outing in the Broncos' 26-17 win at Kansas City (10/18), completing 25 of 39 passes for 275 yards, three touchdowns, and two interceptions. Karcher closed out the regular season with totals of 102 attempts and 56 completions for 628 yards, five touchdowns, and four interceptions. He attended Denver's 1986 training camp but did not make the final roster, and in 1987 was released by the New Orleans Saints during their camp. He re-signed with Denver in Sept. 1987.

COLLEGE: Karcher was a quarterback at Tulane in 1984-85 and finished his career in second place on the Green Wave all-time list in completions (287), attempts (536), and yards passing (3,332). He played in the 1985 Blue-Gray all-star game. Karcher was a redshirt at Tulane in 1983 after a two-year stint at Notre Dame. He has a degree in general studies.

PERSONAL: Ken and his wife Pauline make their home in Denver. In the offseason they attended the Denver Seminary, where Ken studied for his master's degree in divinity and Pauline sought a degree in Christian education and counseling. He plans to become a pastor. Ken was born in Pittsburgh, Pa., and lettered three times each in football, baseball, and basketball at Shaler HS in Glenshaw, Pa. He was named to the Parade All-America squad as a senior.


Professional Record

		PASSING							
Year	Club	Games	Starts	Att.	Comp.	Pct.	Yds.	TD	Int.
1987	Denver	3	3	102	56	.549	628	5	4
TOTALS		3	3	102	56	.549	628	5	4
		RUSHING							
Year	Club	Att.	Yds.	Avg.	TD				
1987	Denver	9	3	0.3	0				
TOTALS		9	3	0.3	0				

ADDITIONAL STATISTICS: Fumbled twice and recovered three fumbles, 1987.

No. 3 RICHARD JOHN (Rich) KARLIS

Kicker



Birthdate—May 23, 1959
Birthplace—Salem, Ohio
Residence—Aurora, Colo.
How Acquired—FA, 1982
College—Cincinnati
High School—Salem HS,
 Salem, Ohio
Height—6-0
Weight—180
Pro Year—7th
Year with Broncos—7th

Rich Karlis had another strong season as Denver's placekicker in 1987, coming within nine points of his fourth-straight 100-point season. His 91 points scored last season give him a career total of 550, second most in team history behind Jim Turner's total of 742, and he has scored in each of the last 57 Bronco games, a team record. Karlis also moved into fifth place among all-time NFL kickers with a career field goal percentage of .726 (114/157). He holds three of the four best single season field goal percentages in Bronco annals and is the only Denver kicker ever to reach the .800 level in accuracy in a single season, a feat he has accomplished twice. In 1987 he was successful on 18 of 25 field goal attempts, including a 51-yard effort at Minnesota that tied his career best, (9/7/86 vs. L.A. Raiders), and converted all 37 PAT attempts. Karlis made good on four of six field goal attempts in the postseason. He finished the 1986 regular season with 104 points, connecting on 20 of 28 field goal attempts and a team-record 44 PATs. Karlis made good on seven of nine field goal attempts in the postseason, going two-for-two in the divisional playoff game vs. New England (1/4) and three-for-three against Cleveland in the AFC Championship Game (1/11), including a 33-yarder that won the game for the Broncos in overtime. He connected on two of four attempts in Super Bowl XXI (1/25), making his first attempt from 48 yards out to tie the Super Bowl record for longest field goal. He scored a career high 110 points in 1985 but connected on just 23 of 38 field goal attempts, with that .605 percentage ranking as the lowest of his six-year pro career. He began the 1985 season by connecting on his first nine attempts, which coupled with his four straight successes at the end of 1984 regular season gave Karlis a team record 13 consecutive field goals. Karlis had a fine season as the Broncos' placekicker in 1984, connecting on 21 of 28 field goal attempts and pacing the club in scoring with 101 points, the first 100-point season of his career. In 1984 Karlis hit the goal posts with game-tying field goal attempts in consecutive games (11/25 vs. Seattle and 12/2 at Kansas City), but rebounded strongly to finish the season with four consecutive successful attempts, including a game-winning kick vs. San Diego on 12/9. Karlis had five games in which he kicked three field goals in 1984, and followed that up with three more last year. He has connected on 50-yard attempts as a pro three times, including once in 1985, vs. San Diego (12/9) and in 1983 vs. Cleveland (12/4). Karlis was named to the Football Digest All-Rookie team in 1982 and connected on the first 11 field goal attempts of his pro career. A barefoot, soccer-style kicker, Karlis emerged from a 478-player free agent walk-on camp in May of 1982 to win the kicking job. He was in the Houston Oilers training camp in 1981.

COLLEGE: Rich earned three letters at Cincinnati and led the Bearcats in scoring as a senior with 41 points, including 12 extra points and 10 of 15 field goal attempts, six from beyond the 40-yard line. Primarily a kickoff specialist as a sophomore and junior,

Karlis had a successful 50-yard field goal attempt as a senior. He has his degree in economics from Cincinnati.

PERSONAL: Rich and his wife Dena have a son, Richard Andrew (2/28/88), and the family makes its home in the Denver suburb of Aurora. He worked with Sill-Terhar Ford during the off-season. He is a graduate of Salem HS in his native Salem, Ohio. Rich is extremely active in community service work and in both 1984 and 1985 was the Broncos' Lite Beer NFL Man of the Year, finishing among the top five in the national competition. Rich in 1984 started a program called Points for People, which raises money for The Family Tree, an organization that provides shelter for abused women and children. Rich has raised over \$500,000 for Points For People over the last four seasons, and he was the 1984 Boy Scouts Service Award winner. He has worked for the benefit of numerous organizations, including Children's Hospital and Multiple Sclerosis.

Professional Record

Year	Club	CONVERSIONS			FIELD GOALS		
		Games	No.-Att.	Pct.	No.-Att.	Pct.	Points
1982	—Denver	9	15-16	.937	11-13	.846	48
1983	—Denver	16	33-34	.971	21-25	.840	96
1984	—Denver	16	38-41	.927	21-28	.750	101
1985	—Denver	16	41-44	.932	23-38	.605	110
1986	—Denver	16	44-45	.978	20-28	.714	104
1987	—Denver	12	37-37	1.000	18-25	.720	91
TOTALS		85	208-217	.959	114-157	.726	550

No. 72 KEITH LEONARD KARTZ

Tackle/Guard



Birthdate—May 5, 1963
Birthplace—Las Vegas, Nev.
Residence—Encinitas, Calif.
How Acquired—FA, 1987
College—California
High School—San Diequito HS,
 Encino, Calif.
Height—6-4
Weight—270
Pro Year—2nd
Year with Broncos—2nd

Keith Kartz is expected to challenge for a starting spot on Denver's offensive line in 1988, after impressing coaches with his play last season. He joined the Broncos as a free agent in 1987 and was placed on injured reserve with a back injury in early September. He re-joined the active squad before the Oct. 4 contest vs. Houston and started all three replacement games. Kartz went on to play in all but one of the remaining regular and postseason games. He turned in a fine performance in Super Bowl XXII (1/31) after Dave Studdard left the game with an injury. Kartz attended Seattle's training camp in 1986.

COLLEGE: Kartz was all-conference and All-West Coast as a tackle at the University of California. He played for the Golden Bears in 1981-85, redshirting in 1983. Kartz has a bachelor's degree in social science.

PERSONAL: Keith is single and resides in Encinitas, Calif., where he attended San Diequito HS and lettered three times each in football and track, and twice in basketball. He was born in Las Vegas, Nev.

Professional Record

GAMES PLAYED: 1987 (12).
GAMES STARTED: 1987 (3).



NO. 88 CLARENCE HUBERT KAY

Tight End



Birthdate—July 30, 1961
Birthplace—Seneca, S.C.
Residence—Seneca, S.C.
How Acquired—Draft #7, 1984
College—Georgia
High School—Seneca HS,
 Seneca, S.C.
Height—6-2
Weight—237
Pro Year—5th
Year with Broncos—5th

Clarence Kay had a tremendous season with Denver in 1987, rebounding from a difficult 1986 campaign to set new personal highs in receptions (31) and reception yards (440). He was named Denver's offensive MVP for his performance at Minnesota (10/26), catching four passes for 63 yards, and was Denver's overall MVP vs. Kansas City (12/19), setting new personal highs with six catches for 91 yards. In the divisional playoff game vs. Houston (1/10) Kay caught three passes for 57 yards and two touchdowns, and he finished postseason play with five receptions for 95 yards. His career totals show 91 receptions for 1,110 yards and seven TDs, and he has started 53 of the 57 games in which he's played over the last four seasons. In 1986 he caught 15 passes for 195 yards and a touchdown, and also had two receptions for 23 yards in the AFC Championship Game at Cleveland (1/11). He had the longest reception of his career at Pittsburgh in a Monday night game (9/15), going for 34 yards. Kay started the first 10 games of the season, but was suspended for the week 11 contest. He started the following two games, played but did not start in week 14, and was on the Reserve/Non-Football illness list for the final two regular season contests and the divisional playoff game vs. New England. Kay showed tremendous improvement as a receiver in 1985, leading Bronco tight ends with 29 receptions for 339 yards. Kay, who is considered by Denver coaches to be one of the best blocking tight ends in the NFL, came to Denver as a seventh-round draft choice in 1984. He caught 16 passes for 136 yards and three touchdowns that year, earning All-Rookie honors from Pro Football Weekly and the Pro Football Writers of America.

COLLEGE: Clarence earned second team All-Southeastern Conference honors as a senior at Georgia, concluding his college career in the Cotton Bowl. He was a member of the Bulldog teams that played in the 1982 and 1983 Sugar Bowls. Clarence's career totals show 51 receptions for 740 yards and six touchdowns. He majored in arts and sciences.

PERSONAL: Clarence is single and resides in his native Seneca, S.C., where he was a superior athlete at Seneca HS. He earned 12 prep letters in football, basketball, and track, recording a personal high of 6'-8" in the high jump. Clarence was an Adidas football All-American in 1979.

Professional Record

Year	Club	RECEIVING					
		Games	Starts	No.	Yards	Avg.	TD
1984	—Denver	16	3	16	136	8.5	3
1985	—Denver	16	16	29	339	11.7	3
1986	—Denver	13	12	15	195	13.0	1
1987	—Denver	12	12	31	440	14.2	0
TOTALS		57	53	91	1110	12.2	7

ADDITIONAL STATISTICS: Fumbled once, 1984; fumbled once, recovered one fumble, 1985; fumbled three times, 1987.

No. 97 BRUCE ARNOLD KLOSTERMANN *Linebacker*



Birthdate—April 17, 1963
Birthplace—Dubuque, Iowa
Residence—Aurora, Colo.
How Acquired—Draft #8, 1986
College—South Dakota State
High School—Beckman HS,
Dyersville, Iowa
Height—6-4
Weight—232
Pro Year—2nd
Year with Broncos—2nd

Bruce Klostermann played in nine games with Bronco regulars in 1987, seeing most of his action on special teams. He led the unit with four tackles inside the 20 and also forced two fumbles. Klostermann twice earned special teams most valuable player honors, for his performances at Green Bay (9/20) and vs. Chicago (11/16). He injured his knee vs. New England (12/6) and sat out the final two games of the regular season, but returned to the active roster for all three postseason games. Klostermann was Denver's eighth round draft choice in 1986, but injured a knee in training camp and spent the campaign on injured reserve.

COLLEGE: Klostermann earned second-team All-North Central Conference honors as a senior at South Dakota State, despite missing the final three conference games with injuries. He began his college career at Waldorf (Iowa) Community College, where he earned all-region honors and was a JC All-America nominee. Klostermann attended the University of Iowa for one semester before transferring to South Dakota State.

PERSONAL: Bruce and his wife Nancy make their home in the Denver suburb of Aurora. Born in Dubuque, Iowa, he graduated from Beckman HS in Dyersville, Iowa, and earned all-state honors while lettering twice each in football and basketball. Bruce has a degree in agricultural business.

Professional Record

GAMES PLAYED: 1986 (0— injured reserve), 1987 (9).
GAMES STARTED: 1987 (0).

No. 71 GREG JOHN (Greg) KRAGEN *Nose Tackle*



Birthdate—March 4, 1962
Birthplace—Chicago, Ill.
Residence—Aurora, Colo.
How Acquired—FA, 1985
College—Utah State
High School—Amador Valley HS,
Pleasanton, Calif.
Height—6-3
Weight—260
Pro Year—4th
Year with Broncos—4th

Greg Kragen had another good year in 1987 as the Broncos' starting nose tackle. After playing as a back up at the position in the first two weeks of the season, he returned to a starting role before the Oct. 26 game at Minnesota and started all but one of the remaining games. He was named defensive MVP for his performance against the Raiders (11/22), in which he tallied five first hits, four assists, and an eight-yard sack, and he had a 14-tackle game two weeks later vs. New England (12/6). Kragen closed out

the regular season with 48 first hits, high among defensive linemen, 30 assists, two sacks, and a fumble recovery. His postseason totals show 11 first hits, nine assists, and four quarterback harassments, earning defensive MVP honors for his performance vs. Cleveland in the AFC Championship Game (1/17). Kragen moved into the starting nose tackle spot in the third week of the 1986 season and started every game thereafter, including both playoff games and Super Bowl XXI. He finished the regular season with 60 total tackles and a team-leading three fumble recoveries. Kragen played as Rubin Carter's back-up at nose tackle and on special teams in 1985, recording two sacks that year, including one in his first game as a professional at the Los Angeles Rams (9/8). He joined the Broncos as a free agent in 1985 after being one of the club's last training camp cuts in 1984.

COLLEGE: Greg earned several honors at Utah State, where he played from 1980-83. He was a first-team All-Pacific Coast Conference player in his senior year as well as an honorable mention AP All-American and second-team All-West Coast performer.

PERSONAL: Greg is single and resides in Aurora, Colo. A native of Chicago, Ill., Greg earned three prep letters in basketball and two in football at Amador HS in Pleasanton, Calif. He majored in political science at Utah State.

Professional Record

GAMES PLAYED: 1985 (16), 1986 (16), 1987 (12).

GAMES STARTED: 1985 (1), 1986 (14), 1987 (9).

ADDITIONAL STATISTICS: Recovered three fumbles, 1986; recovered one fumble, 1987.

QUARTERBACK SACKS: 1985 (2), 1987 (2). Total - 4.

No. 8 GARY KUBIAK *Quarterback*



Birthdate—August 15, 1961
Birthplace—Houston, Tex.
Residence—Plantersville, Tex.
How Acquired—Draft #8, 1983
College—Texas A&M
High School—St. Pius HS,
Houston, Tex.
Height—6-0
Weight—192
Pro Year—6th
Year with Broncos—6th

Gary Kubiak continued his solid play in relief of John Elway, despite seeing the most limited action of his career at quarterback in 1987. For the season he completed three of seven passes for 25 yards, throwing two interceptions in a blizzard vs. San Diego (12/27). Against Detroit (11/1) Kubiak completed all three of his passes for 25 yards. He saw additional action in the final drives vs. Seattle (9/13) and in the divisional playoff game vs. Houston (1/10), in addition to his role as holder on field goals and extra points. For his career, Kubiak has completed 84 of 147 passes for 961 yards, with seven touchdowns and seven interceptions, and his completion percentage of .571 is second highest in team history. He holds the Broncos' single season record for interception avoidance with a mark of .013 (1 interception in 75 attempts), set in 1984. He saw action in seven games in 1986, including Super Bowl XXI. In the regular season he completed 23 of 38 passes for 249 yards, one touchdown, and three interceptions, rushed six times for 22 yards, and also served as holder on extra point and field goal attempts. Kubiak completed all four passes in Super Bowl XXI for 48 yards. He had his best outing of the season against the New York Jets (10/20) when he completed 10 of 14 passes for 114 yards, with one TD and one interception. He saw only limited action at quarterback in 1985,

completing two of five passes for 61 yards in his three appearances. He threw a 54-yard touchdown pass to Steve Sewell at San Diego (11/3), and after Elway was injured in the season finale at Seattle (12/20) Kubiak drove the Broncos into range for the winning field goal, getting the final six yards on a quarterback draw. Kubiak turned in a strong performance in 1984, starting two games in place of an injured John Elway and seeing duty in five more. He led the Broncos to a thrilling 22-19 overtime win over the Los Angeles Raiders (10/28), completing 21 of 34 passes for 206 yards and two touchdowns in his second start of the season. He suffered a concussion in his first start of the year at Chicago, knocking him out of the game. Kubiak also engineered a 75-yard drive that led to the winning score against Cincinnati (9/2) after Elway was injured. He also recorded a 20-yard reception against Buffalo (10/21) and scored on a three-yard run in the same game. As a rookie in 1983 Kubiak started in place of a flu-ridden Elway against Seattle (11/20), leading the Broncos to a 38-27 victory. He threw a 78-yard touchdown pass to Steve Watson and ran eight yards for another score in that game. For the season, he played in four games and he directed two fourth quarter scoring drives in the regular season finale at Kansas City (12/18). An eighth-round draft choice of the Broncos, Kubiak has impressed coaches with his knowledge of the game and his leadership abilities.

COLLEGE: Gary Kubiak made the Players' All-Southwest Conference team in 1982 and earned appearances in the Blue-Gray and Hula Bowl games for a season in which he led the SWC in attempts (324), completions (181), percentage (55.9), yardage (1,948), touchdowns (19), and total offense (1,885). As a junior at Texas A&M, Kubiak set conference records for single game TDs (six against Rice) and single game percentage (19 of 21 for 90.5 percent against Arkansas), and ranked second in the SWC in passing (1,908 yards) and total offense (1,986 yards). Gary has a degree in physical education.

PERSONAL: Gary and his wife Rhonda have a son, Klint (2/17/87), and the family makes its home in Plantersville, Tex. At St. Pius HS in his native Houston, Gary made all district, all-state, and All-America and set the state passing record with 6,190 yards. A brilliant prep athlete, he lettered all four years in football, basketball, and baseball, and made all-state in all three sports in both his junior and senior years. He was also all-state in track twice in high school.

Professional Record

Year	Club	PASSING							
		Games	Starts	Att.	Comp	Pct.	Yds.	TD	Int.
1983	Denver	4	1	22	12	54.5	186	1	1
1984	Denver	7	2	75	44	58.7	440	4	1
1985	Denver	16	0	5	2	40.0	61	1	0
1986	Denver	16	0	38	23	60.5	249	1	3
1987	Denver	12	0	7	3	42.8	25	0	2
TOTALS		55	3	147	84	57.1	961	7	7

Year	Club	RUSHING			
		Att.	Yds.	Avg.	TD
1983	Denver	4	17	4.3	1
1984	Denver	9	27	3.0	1
1985	Denver	1	6	6.0	0
1986	Denver	6	22	3.7	0
1987	Denver	1	3	3.0	0
TOTALS		21	75	3.6	2

No. 25 GENE ERIC LANG

Running Back



Birthdate—March 15, 1962
Birthplace—Pass Christian, Miss.
Residence—Pass Christian, Miss.
How Acquired—Draft #11, 1984
College—Louisiana State
High School—Pass Christian HS,
 Pass Christian, Miss.
Height—5-10
Weight—206
Pro Year—5th
Year with Broncos—5th

Gene Lang had a good season as Denver's starting fullback in 1987, with 89 attempts for 303 yards and two touchdowns in the regular season. His best game of the season came at San Diego (11/29), when he carried the ball a career-high 24 times for 73 yards. Lang also caught 17 passes for 130 yards and two touchdowns, including a four-catch, 41-yard performance vs. Detroit (11/1) that included a career long 29-yard reception, also returning four kickoffs for 78 yards in that game. Lang had a strong postseason, rushing 13 times for 83 yards (a 6.4 average) and two touchdowns, and catching a pair of passes for 32 yards. Against Cleveland in the AFC Championship Game (1/17) Lang had five carries for 51 yards, including a 42-yard run that is a Bronco postseason record. He led the team in rushing in Super Bowl XXII (1/31) with 38 yards on five carries. Lang began the 1986 season as a starter but was hampered throughout the campaign by leg and ankle injuries. He started the first two games of the season at fullback before being injured and went on to rush 29 times for 94 yards and a score. Lang caught 13 passes for 105 yards and two TDs, and returned 21 kickoffs for a 22.9 average, good for second on the team and fifth in the AFC. He was second on the team in rushing in 1985 despite spending the last three weeks of the season on injured reserve with a broken hand suffered at Pittsburgh (12/1). He rushed for 384 yards on 84 carries and led all Denver backs with a 3.8 rushing average. Lang scored five rushing touchdowns, two vs. San Diego (11/17), and had the best day of his career at Atlanta (9/22) when he carried the ball 17 times for 77 yards. He also caught 23 passes for 180 yards and two scores, and returned 17 kickoffs for a 21.2 average. Lang had a good rookie season with the Broncos in 1984, leading the club in kickoff returns with 19 for 404 yards, an average of 21.3. Lang scored three times despite handling the ball from scrimmage just 12 times. Denver's 11th-round draft choice that year, Lang impressed Bronco coaches with his quickness and running skills.

COLLEGE: Gene was a steady player at both tailback and fullback during his four seasons with Louisiana State, finishing with a 4.3 rushing average. As a senior he played in every game and finished third on the team in rushing with 252 yards while catching 15 passes for 113 yards and a touchdown.

PERSONAL: Gene is married (Deryl) and resides in the Denver suburb of Aurora. He had a brilliant high school career at Pass Christian HS, where he earned three letters each in track and football, rushing for over 3,000 yards in his career. Gene was all-conference twice in football and was the conference MVP as a senior, also being named the track team's most valuable runner all three years. Gene is one of nine children, and he spent the off-season studying at Louisiana State.

Professional Record

Year	Club	Games	RUSHING					RECEIVING			
			Starts	Att	Yds	Avg	TD	No.	Yds	Avg	TD
1984	—Denver	16	0	8	42	5.3	2	4	24	6.0	1
1985	—Denver	12	2	84	318	3.8	5	23	180	7.8	2
1986	—Denver	15	2	29	94	3.2	1	13	105	8.1	2
1987	—Denver	12	6	89	303	3.4	2	17	130	7.6	2
TOTALS		55	10	210	763	3.6	10	57	439	7.7	7

KICKOFF RETURNS

Year	Club	No.	Yds.	Avg.	TD
1984	—Denver	19	404	21.3	0
1985	—Denver	17	361	21.2	0
1986	—Denver	21	480	22.9	0
1987	—Denver	4	78	19.5	0
TOTALS		61	1323	21.7	0

ADDITIONAL STATISTICS: Recovered one fumble for six yards, 1984; fumbled three times and recovered one fumble, 1985.

No. 76 KENNETH WAYNE (Ken) LANIER *Tackle*



Birthdate—July 8, 1959
Birthplace—Columbus, Ohio
Residence—Denver, Colo.
How Acquired—Draft #5, 1981
College—Florida State
High School—Marion Franklin HS, Columbus, Ohio
Height—6-3
Weight—269
Pro Year—8th
Year with Broncos—8th

Ken Lanier continued his fine play as Denver's starting right tackle in 1987, starting all 12 games in which he played. He has played in 88 consecutive (non-strike) games, the longest active streak on the team, and has started the last 51, as well as in 84 of the last 85 contests. He was named a fulltime starter in 1982 and has held the position ever since. In his rookie year Lanier had limited playing time, seeing action in eight games and starting one. He was named Denver's offensive player of the game for the only start of his rookie season. A fifth round draft choice in 1981, Lanier is a physically strong player, and Bronco coaches are looking forward to his continued development.

COLLEGE: Ken was known as the "Ironman" of Florida State's team because of his string of 46 consecutive games started during his four-year Seminole career. He was named to several All-America teams during his junior and senior seasons. In addition to his football career at FSU, Lanier performed weight duty for the Seminole track team and holds the school record in the shot put with a heave of 60'2". He was the Metro Conference champion in that event in his junior and senior years. Ken closed out his college football career with an appearance in the Senior Bowl, and graduated from Florida State with an industrial arts degree.

PERSONAL: Ken and his wife Vickie have a son, Kenneth Dewayne (3/21/87), and the family makes its home in Denver. A Columbus, Ohio native, he earned All-Ohio honors and three letters each in football and track at Marion Franklin HS in his hometown. Lanier set the Ohio state record with a heave of 66'5" in the shot as a senior.

Professional Record

GAMES PLAYED: 1981 (8), 1982 (9), 1983 (16), 1984 (16), 1985 (16), 1986 (16), 1987 (12).

GAMES STARTED: 1981 (1), 1982 (9), 1983 (16), 1984 (15), 1985 (16), 1986 (16), 1987 (12).

ADDITIONAL STATISTICS: Recovered one fumble, 1982; recovered one fumble, 1984.

No. 68 LARRY DWAYNE LEE

Center/Guard



Birthdate—September 10, 1959
Birthplace—Dayton, Ohio
Residence—Rochester, Mich.
How Acquired—Trade, 1987
College—UCLA
High School—Roth HS, Dayton, Ohio
Height—6-2
Weight—263
Pro Year—8th
Year with Broncos—2nd

Larry Lee turned in a fine performance in 1987, his first season with the Broncos. He started four games at center and another at the H-back position, playing in nine games overall. Lee was acquired by Denver in an Aug. 19 trade with Miami. Bronco coaches feel that Lee will benefit from a full training camp under the Denver system. He began his pro career with Detroit in 1981 as the Lions' fifth-round draft choice. He played in all but one game in his four years with the Detroit, and even played on the defensive line as a rookie, when injuries struck that unit. Lee was waived late in the 1985 campaign and was picked up by Miami. He played in five games with the Dolphins that season and in 1986 he appeared in every game, starting five, while also serving as the team's long-snapper.

COLLEGE: Lee was named first-team All-PAC 10 and UPI second-team All-America as a senior at UCLA, where he was a three-year starter. He was the first player from Ohio ever recruited to UCLA, and originally went there as a linebacker.

PERSONAL: Larry and his wife Daphne have two daughters, Danielle (8/16/87) and Dayna (8/3/84), and the family makes its home in Rochester, Mich. At Roth HS in his native Dayton, Ohio, Larry earned prep letters in football, wrestling, and track. He has played bass guitar since childhood and has performed background music for albums. Larry co-owns a limousine service in Detroit, Mich., with Lions' receiver Mark Nichols, and he is involved in charity work, primarily relating to children and the mentally handicapped. Larry's brother George played in the Canadian Football League.

Professional Record

GAMES PLAYED: 1981 (16), 1982 (9), 1983 (16), 1984 (15), 1985 (11), 1986 (16), 1987 (9).

GAMES STARTED: 1981 (0), 1982 (0), 1983 (6), 1984 (6), 1985 (4), 1986 (5), 1987 (5).

ADDITIONAL STATISTICS: Returned one kickoff for no yards, 1981; returned one kickoff for 14 yards, 1982; returned one kickoff for 11 yards, 1983; recovered one fumble and fumbled twice, 1984; recovered one fumble, 1987.

No. 22 ROBERT ANTHONY (Tony) LILLY Safety



Birthdate—February 16, 1962
Birthplace—Alexandria, Va.
Residence—Aurora, Colo.
How Acquired—Draft #3, 1984
College—Florida
High School—Woodbridge HS, Woodbridge, Va.
Height—6-0
Weight—199
Pro Year—5th
Year with Broncos—5th

Tony Lilly played in 13 games in 1987, starting nine at free safety. He began the season as a starter before moving into the nickel back position in week 11. Lilly started the final two regular season games and all three postseason contests. He was one of six Broncos last year to record three interceptions, and had 64 first hits and three assists. Lilly had his best game of the season at Buffalo (11/8), totaling eight first hits, six assists, an interception, and two forced fumbles. He played in every game in 1986, starting vs. Kansas City (11/16), and he had three interceptions during the campaign, including two at San Diego (10/12). Lilly had the first sack of his career, in Los Angeles against the Raiders (11/2), and finished the regular season with 82 total tackles, high among reserve defensive backs, and 10 passes defended. He was also a valuable special teams player, posting seven tackles, seven assists, and three-and-a-half knock down blocks on that unit. He turned in a strong performance as Steve Foley's backup at free safety in 1985, starting five games (weeks six through 10) and leading the team in first hits with 31 during that period. He had his most productive day of the season vs. Seattle (10/20), when he recorded 10 tackles and an interception in his first professional start. Overall, Lilly intercepted two passes and recovered one fumble to go along with four passes defended and 67 total tackles, which ranked fifth on the team. Lilly played in 13 games in 1984, primarily on special teams, although he did see some action at free safety. He intercepted a pass against Detroit (10/7) and stripped and recovered a fumble on the opening kickoff of the second half in the division-clinching victory at Seattle (12/15).

COLLEGE: Tony was a three-time All-Southeast Conference player at Florida, and was named second-team All-America (Football News), and honorable mention All-America (AP) in his senior year. He was named 1983 Gator Bowl defensive Player of the Game for his two interception performances, which he duplicated in the Senior Bowl.

PERSONAL: Tony and his wife Peri Lynn have a son, Ryan Taylor (5/31/86), and make their offseason home in Aurora, Colo. A native of Alexandria, Va., Tony was first-team all-state, all-region, and all-district in his senior year at Woodbridge HS in Woodbridge, Va., where he earned four prep letters each in football and basketball, and one more in baseball. The national Punt, Pass, and Kick champion as an eighth grader, Tony was a management major at Florida.

Professional Record INTERCEPTIONS

Year	Club	Games	Starts	No.	Yds.	Avg.	TD
1984	—Denver	13	0	1	5	5.0	0
1985	—Denver	16	5	2	4	2.0	0
1986	—Denver	16	1	3	22	7.3	0
1987	—Denver	13	9	3	29	9.7	0
TOTALS		58	15	9	60	6.7	0

ADDITIONAL STATISTICS: Recovered one fumble, fumbled once, 1984; recovered one fumble, 1985; recovered one fumble, returned two punts for six yards, 1987.

QUARTERBACK SACKS: 1986 (1). Total - 1.

No. 59 TIMOTHY (Tim) BRIAN LUCAS Linebacker



Birthdate—April 3, 1961
Birthplace—Stockton, Calif.
Residence—Lodi, Calif.
How Acquired—FA, 1987
College—California
High School—Rio Vista HS, Rio Vista, Calif.
Height—6-3
Weight—230
Pro Year—2nd
Year with Broncos—2nd

Tim Lucas played in 11 games and started three last season with the Broncos. After signing with Denver on Sept. 24, he started all three replacement games at outside linebacker. Lucas was named the Broncos' most valuable player of the game vs. the Raiders (10/12) after posting seven first hits, an assist, a five-yard quarterback sack, an interception, and a forced fumble. He was on the inactive list for weeks six through eight and played primarily on special teams for the remainder of the campaign. Lucas closed out the season with 11 first hits, four assists, and two sacks. Prior to coming to Denver, Lucas played with the USFL's Oakland franchise from 1983-85. He was drafted by the St. Louis Cardinals in the 10th round of the 1983 college draft.

COLLEGE: Lucas was a PAC-10 All-American as a senior at the University of California. He played for the Golden Bears in 1979-82 and won the school's scholar award. Lucas graduated with a degree in economics.

PERSONAL: Tim is single and makes his offseason home in Lodi, Calif. Born in Stockton, Calif. he graduated from Rio Vista (Calif.) HS and was named all-league in football, baseball, basketball, and track. As a running back he ranked second in Northern California in rushing. Tim lists golf as his hobby.

Professional Record INTERCEPTIONS

Year	Club	Games	Starts	No.	Yds.	Avg.	TD
1987	—Denver	11	3	1	11	11.0	0
TOTALS		11	3	1	11	11.0	0

ADDITIONAL STATISTICS: Recovered one fumble, 1987.

QUARTERBACK SACKS: 1987 (2). Total - 2.

No. 29 WARREN KEITH MARSHALL Running Back



Birthdate—July 24, 1964
Birthplace—High Point, N.C.
Residence—Thornton, Colo.
How Acquired—Draft #6, 1987
College—James Madison
High School—T. Wingate Andrews HS, High Point, N.C.
Height—6-0
Weight—216
Pro Year—3rd
Year with Broncos—2nd

Warren Marshall will compete for more playing time in 1987, his second season with Denver, after joining the club as a sixth-round

draft choice last year. He was active for one contest in 1987, at San Diego (11/29), and played on special teams in the game. Marshall was placed on injured reserve with a knee injury during the pre-season, and was activated on Nov. 28. He was placed back on IR on Jan. 16 to have surgery on his knee. Marshall impressed Bronco coaches with his speed, quickness, and size.

COLLEGE: Marshall closed out his college career at James Madison as the top active Division 1-AA rusher with 4,168 yards. He had 1,000-yard seasons in each of his final three campaigns, ranking seventh in the nation as a senior with 1,284 yards, while averaging 5.8 yards per carry. He set a school single game rushing mark as a senior against William and Mary, rushing for 264 yards and three touchdowns. Over his career with the Dukes, Marshall scored 34 touchdowns, 29 on the ground. He earned Division 1-AA All-American honors as a senior and was honorable mention All-ECAC as a junior.

PERSONAL: Warren is single and resided in the Denver suburb of Thornton in the offseason. A native of High Point, N.C., he graduated from T. Wingate Andrews HS there, lettering twice each in track and football. He received the football team's most improved player award and earned all-conference honors as a senior. Warren was a trade and industrial education major at James Madison.

Professional Record

GAMES PLAYED: 1987 (1).

No. 85 RICHARD RAY (Rick) MASSIE *Wide Receiver*



Birthdate—January 16, 1960
Birthplace—Paris, Ky.
Residence—Denver, Colo.
How Acquired—FA, 1987
College—Kentucky
High School—Bourbon HS,
Paris, Ky.
Height—6-1
Weight—190
Pro Year—2nd
Year with Broncos—2nd

Rick Massie had a fine season in 1987 before fracturing his leg at Seattle (12/13) and spending the five remaining regular and postseason games on injured reserve. He closed out his first NFL campaign with 13 receptions for 244 yards and four touchdowns. Released late in last year's training camp, Massie re-joined the team on Sept. 24 and started the next three games, posting three catches for 55 yards and a score vs. Houston (10/4) in his first regular season game as a Bronco. Massie was a contributor in Denver's drive to the AFC West title, catching two passes for 18 yards and a TD vs. New England (12/6) and three for 82 yards and a score in Seattle, earning offensive most valuable player honors in both games. Massie was Denver's second-round pick in the 1984 supplemental draft, and following a stint with the CFL Calgary Stampeders in 1984-85 he attended the Broncos' 1986 training camp, but did not make the final roster.

COLLEGE: Massie was given a Fellowship of Christian Athletes award after his senior campaign at the University of Kentucky. He played for Wildcats from 1979-83, redshirting in 1980. He has a degree in office management.

PERSONAL: Rick is single and makes his offseason home in Denver. A native of Bourbon, Ky., he attended Bourbon HS there and earned five letters in track, three in football, and two in basketball. Rick enjoys crossword puzzles, listening to music, and is a "slam-dunk" artist.

Professional Record

Year	Club	RECEIVING					
		Games	Starts	No.	Yards	Avg.	TD
1987	—Denver	9	4	13	244	18.8	4
TOTALS		9	4	13	244	18.8	4

No. 77 KARL BERNARD MECKLENBURG *Linebacker/ Defensive End*



Birthdate—September 1, 1960
Birthplace—Edina, Minn.
Residence—Wheat Ridge, Colo.
How Acquired—Draft #12, 1983
College—Minnesota
High School—Edina West HS,
Edina, Minn.
Height—6-3
Weight—230
Pro Year—6th
Year with Broncos—6th

Karl Mecklenburg earned his third straight starting berth in the NFL Pro Bowl in 1987 and was voted by teammates Denver's Most Valuable Defensive Player. He was further honored as All-NFL (NEA, AP 2nd-team) and All-AFC (UPI, Pro Football Weekly). Mecklenburg was named the Broncos' most valuable defensive player of the game four times in the 1987 campaign, and was selected as the AFC defensive player of the week following his performance vs. New England (12/6), netting two interceptions, six first hits, three assists, and two quarterback harassments. He closed out the season with totals of 81 first hits, 16 assists, three interceptions, two forced fumbles, and seven sacks, tying Rulon Jones for the team lead in sacks. Over the last three seasons Mecklenburg and Jones have combined for 60 sacks. He had 19 total tackles in the postseason, including one-and-a-half sacks in Super Bowl XXII (1/31). Mecklenburg was named AFC Player of the Year by the Football News in 1986, in addition to being honored as All-NFL (AP, Sports Illustrated, NEA, Pro Football Writers of America, The Sporting News, Pro Football Weekly) and All-AFC (UPI, Pro Football Weekly, Football News). In 1986 he recorded 9½ sacks, 83 first hits, and 127 total tackles, with all figures ranking second on the team. Mecklenburg also posted three passes defended, a forced fumble and a fumble recovery, and had two games with 2½ sacks, at the Raiders (11/2), and vs. New England (9/28). Mecklenburg had 30 total tackles during the postseason, including a team-high 13 in Super Bowl XXI. Mecklenburg was one of the NFL's biggest success stories in 1985, and his superb play resulted in his being named a starter in the Pro Bowl, where he led the AFC with 11 tackles. He did not become a fulltime starter until the 10th week of the campaign but finished with a Bronco record 13 quarterback sacks, (broken by Rulon Jones in 1986). Mecklenburg had two team record four-sack games (vs. New Orleans on 9/15 and at Pittsburgh on 12/1), earning All-NFL (AP, Sports Illustrated, The Football News, Pro Football Writers of America, Newspaper Enterprise Association, and College and Pro Football Newsweekly-second team), and All-AFC (UPI) honors for his efforts. His great versatility enabled the coaching staff to move him around considerably in the Denver defense, and Mecklenburg played seven positions during a campaign in which he also led the team in forced fumbles (five) while posting 65 total tackles and defending four passes. He displayed his versatility in that Pittsburgh game, lining up at every defensive position except cornerback and safety. Mecklenburg was one of 1984's biggest surprises, making an immediate impact in his conversion to linebacker from defensive end during a campaign that

saw him record seven sacks, high among linebackers, and two interceptions for a club-leading 105 yards. Mecklenburg was used largely on third down and passing down situations in 1984, but also saw some action as a defensive end. He played in all 16 games in 1983, posting 24 tackles and two sacks after joining the Broncos as their 12th-round draft pick.

COLLEGE: Karl earned second team All-Big Ten Honors (AP and UPI) as a senior at Minnesota. He started his college career at Augustana College (South Dakota), but transferred to Minnesota in 1980, sitting out that season as a redshirt.

PERSONAL: Karl and his wife Kathi have a son, Luke (1/31/85), and the family makes its home in the Denver suburb of Westminster, Colo. In 1985 Karl initiated a program, ("For Mercy's Sake, Sack 'Em") in which money was pledged for every Denver quarterback sack, with proceeds going to Denver's Mercy Hospital. Karl's program has raised almost \$400,000 over the past three years and will continue in 1988. Karl's mother is the former Deputy Secretary of the Department of Health, Education, and Welfare, and his father is a physician in the Washington, D.C. area. He was an all-conference selection, had also earned all-state honors at Edina West HS in his native Edina, Minn. Karl has a degree in biology and is an accomplished guitarist who also likes to hunt and fish.

Professional Record

Year	Club	INTERCEPTIONS					
		Games	Starts	No.	Yds	Avg.	TD
1983	—Denver	16	0	0	0	0.0	0
1984	—Denver	16	1	2	105	52.5	0
1985	—Denver	16	9	0	0	0.0	0
1986	—Denver	16	26	0	0	0.0	0
1987	—Denver	12	12	3	23	7.7	0
TOTALS		76	38	5	128	25.6	0

ADDITIONAL STATISTICS: Recovered one fumble, 1984; recovered one fumble, 1985; recovered one fumble, 1986; recovered one fumble, 1987.

QUARTERBACK SACKS: 1983 (2), 1984 (7), 1985 (13), 1986 (9.5), 1987 (7). Total - 38.5.

No. 46 ROBERT ANTHONY (Bobby) MICHIO

Fullback



Birthdate—March 7, 1962
Birthplace—Omaha, Neb.
Residence—Aurora, Colo.
How Acquired—Waivers, 1986
College—Texas
High School—Anderson HS, Austin, Tex.
Height—6-3
Weight—235
Pro Year—4th
Year with Broncos—3rd

Bobby Michio moved from tight end to fullback in 1987, although he did see some action at H-back, and played in every game, starting three. He was fifth on the team with 25 catches for 242 yards and two scores, and rushed four times for eight yards. Michio was Denver's most valuable offensive player vs. Houston (10/4), netting nine receptions for 69 yards. The next week against the Raiders (10/12) he had six catches for 62 yards, and followed that up with a fine performance at Kansas City, with nine receptions for 105 yards and two touchdowns. Michio was one of Denver's special teams leaders as well, posting five first hits, four assists, and 10 knock-down blocks on the unit. He rejoined the team via waivers from San Diego in the 11th week of the 1986 season, and went on to play in

four of the five remaining regular season games and all three post-season contests. Michio made his first pro reception (20 yards) vs. New England in the divisional playoff game (1/4), and he also proved to be a valuable special teams player. Originally Denver's 10th-round draft choice in 1984, Michio injured a toe during his rookie camp and spent three months on injured reserve before being claimed by San Diego when the Broncos tried to place him on the active roster. He played in six games with the Chargers that season and spent all of the next campaign on San Diego's injured reserve with a foot sprain. Michio injured a hamstring during the Charger's 1986 camp and spent 10 weeks on injured reserve before being claimed by Denver.

COLLEGE: Michio played tight end in his final two seasons at the University of Texas, spending his first two campaigns as a running back and safety. He caught 20 passes for 318 yards and two touchdowns for the Longhorns. He majored in government.

PERSONAL: Bobby is single and makes his offseason home in the Denver suburb of Aurora. A native of Omaha, Neb., Michio graduated from Anderson HS in Austin, Tex., where he was all-district and all-Central Texas following a senior year in which he rushed for over 1,000 yards. Overall, he lettered three times in football and four times in track.

Professional Record

Year	Club	Games	Starts	RUSHING				RECEIVING				
				Att.	Yds.	Avg.	TD	No.	Yds.	Avg.	TD	
1984	—San Diego	6	0	0	0	0.0	0	0	0	0.0	0	
1985	—San Diego	Injured reserve										
1986	—Denver	5	0	0	0	0.0	0	0	0	0.0	0	
1987	—Denver	15	3	4	8	2.0	0	25	242	9.7	2	
TOTALS		26	3	4	8	2.0	0	25	242	9.7	2	

ADDITIONAL STATISTICS: Fumbled once, 1987.

No. 89 ORSON ODELL MOBLEY

Tight End



Birthdate—March 4, 1963
Birthplace—Brooksville, Fla.
Residence—Miami, Fla.
How Acquired—Draft #6a, 1986
College—Salem College
High School—Miami Palmetto HS, Miami, Fla.
Height—6-5
Weight—259
Pro Year—3rd
Year with Broncos—3rd

Orson Mobley was hampered by injuries in 1987, playing in 10 games and starting six. For the season he caught 16 passes for 228 yards and a touchdown. Mobley had four receptions in each of the first two games, going for 49 yards and a score vs. Seattle (9/13) and 64 yards against Green Bay (9/20). He sprained an ankle at Buffalo (11/8) and sat out of the next two contests. In postseason play Mobley posted two catches for 17 yards. He was one of Denver's biggest surprises in 1986, leading the team's tight end corps with 22 catches for 332 yards and a touchdown. The Broncos' first pick in the sixth round that year, Mobley recorded his first professional reception in week eight vs. Seattle (10/26) and his 21 catches in the final eight games tied for the team lead in that time span. Mobley caught five passes vs. Washington (12/23) for 93 yards, Denver's high-yardage mark in 1986, and the following week in Seattle (12/20) he gained 48 yards on four receptions, scoring his first TD as a pro on a 17-yard pass from John Elway. Mobley finished the post-

season with seven catches for 122 yards, grabbing two passes for 69 yards vs. New England (1/4), three for 36 yards vs. Cleveland (1/11), and two for 17 yards vs. the Giants in Super Bowl XXI (1/25). Mobley started three games in 1986 at the H-back position and played in every game except the week two contest at Pittsburgh.

COLLEGE: Mobley earned first-team All-West Virginia Conference honors as a senior at Salem College in Salem, W.Va., leading the Tigers with 39 receptions for 501 yards, a 12.8 average, and three touchdowns. He also punted 59 times for a 36.2 average and scored on a 49-yard run from punt formation. Mobley, who was a second-team all-conference player as a junior, began his college career at Florida State in 1981 as a defensive tackle, moving to tight end in 1982 and catching eight passes for the Seminoles. A versatile athlete, Mobley also played baseball at Florida State.

PERSONAL: Orson is single and resides in Miami, Fla., where he attended Miami Palmetto HS. He lettered once in football, twice in basketball, and three times in baseball, and was drafted by the Montreal Expos out of high school. He has two daughters, Denise (1/28/84) and Michelle (2/1/85), and lists fishing and playing basketball as his hobbies.

Professional Record

Year	Club	RECEIVING					
		Games	Starts	No.	Yds.	Avg.	TD
1986	—Denver	15	3	22	332	15.1	1
1987	—Denver	10	6	16	228	14.3	1
TOTALS		25	9	36	560	14.7	2

ADDITIONAL STATISTICS: Rushed once for minus one yard, fumbled once, 1986; fumbled once, 1987.

No. 51 MARC CHRISTOPHER MUNFORD *Linebacker*



Birthdate—February 14, 1965
Birthplace—Lincoln, Neb.
Residence—Denver, Colo.
How Acquired—Draft #4, 1987
College—Nebraska
High School—Heritage HS, Littleton, Colo.
Height—6-2
Weight—231
Pro Year—2nd
Year with Broncos—2nd

Marc Munford will compete for increased playing time in 1988 and will be coming back from surgery to repair a herniated disc in his back. The surgery prevented him from any postseason play. Denver's fourth-round draft choice last season, Munford played primarily on special teams and was named most valuable player of that unit for his performance at Buffalo (11/8). He turned in a big play in his first game as a professional, recovering a fumble on a kickoff in the season opener against Seattle (9/13) to set up Denver's go-ahead touchdown before halftime.

COLLEGE: Munford was a three-time All-Big Eight selection at Nebraska, where he also earned Academic All-Big Eight honors as a senior. He suffered a serious knee injury as a junior, had reconstructive surgery, and rebounded to have a fine campaign in 1986. Munford led the Cornhuskers in tackles ever since becoming a starter as a sophomore. In the 1985 Sugar Bowl vs. Louisiana State he recorded nine tackles and an interception. He majored in speech communications.

PERSONAL: Marc and his wife Shelley have a daughter, Brittany Lynn (11/23/87), and the family makes its home in Denver. A

native of Lincoln, Neb., Marc was raised in the Denver suburb of Littleton and attended Heritage HS there, earning all-conference, all-metro Denver, and second-team all-state honors in football. He was all-conference in baseball as a junior with a .460 batting average and lettered once in basketball.


Professional Record

GAMES PLAYED: 1987 (12).

GAMES STARTED: 1987 (0).

ADDITIONAL STATISTICS: Recovered two fumbles, 1987.

No. 84 RICKY RENNARD NATTIEL *Wide Receiver*



Birthdate—January 25, 1966
Birthplace—Gainesville, Fla.
Residence—Aurora, Colo.
How Acquired—Draft #1, 1987
College—Florida
High School—Newberry HS, Newberry, Fla.
Height—5-9
Weight—180
Pro Year—2nd
Year with Broncos—2nd

Ricky Nattiel had a dynamic rookie season as the Broncos' first-round draft choice and was named NFL All-Rookie (UPI, College and Pro Football Newsweekly, Football Digest, PFWA, Pro Football Weekly). The speedster ranked second on the team with 630 yards on 31 catches, scoring twice, and his average per catch of 20.32 was the third highest single season average in Bronco history and the best ever by a rookie. Also, Nattiel returned 12 punts for a 6.1 average and four kickoffs for a 19.5 average. Despite playing with a broken thumb, suffered in practice the week of the game at Buffalo (11/8), Nattiel was an important part of Denver's four-game winning streak in the second half of the season. He gained 93 yards on four receptions and scored a TD vs. Chicago (11/6) and caught three passes for 87 yards in Los Angeles against the Raiders (11/22). Nattiel posted the Broncos' highest regular season yardage total the following week with 118 yards on four catches, scoring once, and had three receptions for 81 yards in the Denver victory over New England (12/6). He broke a bone in his hand against the Patriots, but continued his fine play throughout the remainder of the season. In postseason play he caught eight passes for 171 yards and two scores. He gained 95 yards on five catches and scored the first TD of the day in the AFC Championship Game vs. Cleveland (1/17), and scored the Broncos' only touchdown of the day on Denver's first offensive play of Super Bowl XXII (1/31), a play covering 56 yards.

COLLEGE: Nattiel was a legitimate deep threat and team leader in his four years at Florida, closing out his college career as the sixth-ranked receiver on the school's all-time chart in receptions (117), also ranking second in yardage (2,086), and third in touchdown catches (18). Known for his sensational catches, Nattiel in 1986 was first-team All-Southeastern Conference and received All-American honors for a season in which he led the SEC with 44 receptions for 679 yards and eight scores. He earned second-team all-conference honors as a junior and was SEC All-Academic as a sophomore.

PERSONAL: Ricky is single and splits his time in the offseason between his native Gainesville, Fla., and the Denver suburb of Aurora. He participated in the NFL Fastest Man competition in the offseason. Nattiel was an all-state quarterback at Newberry (Fla.) HS, where as a senior he rushed for 739 yards (a 6.8 average) and

15 TDs, while completing 26 of 53 passes for 296 yards and three scores. Nattiel lettered three times each in football, basketball, baseball, and track during his prep career. He has a career in rehab counseling from Florida.

Professional Record

Year	Club	Games	RECEIVING				RUSHING					
			Starts	No.	Yds.	Avg.	TD	Att.	Yds.	Avg.	TD	
1987	—Denver	...	12	3	31	630	20.3	2	2	13	6.5	0
TOTALS			12	3	31	630	20.3	2	2	13	6.5	0

Year	Club	PUNT RETURNS				KICKOFF RETURNS				
		No.	Yds.	Avg.	TD	No.	Yds.	Avg.	TD	
1987	—Denver	12	73	6.1	0	4	78	19.5	0
TOTALS			12	73	6.1	0	4	78	19.5	0

ADDITIONAL STATISTICS: Fumbled twice, recovered two fumbles, 1987.

No. 38 BRUCE ELLIOT PLUMMER

Cornerback



Birthdate—September 1, 1964
Birthplace—Bogalusa, La.
Residence—Bogalusa, La.
How Acquired—Draft #9, 1987
College—Mississippi State
High School—Bogalusa HS, Bogalusa, La.
Height—6-1
Weight—197
Pro Year—2nd
Year with Broncos—2nd

Bruce Plummer will compete for increased playing time in 1988, his second campaign with Denver. He came to the club as a ninth-round draft choice last season and was one of the leaders on special teams. On that unit he posted seven tackles, three assists, and three knock-down blocks. Although his playing time on defense was limited, he played extensively vs. Detroit (11/1). Bronco coaches are impressed with his size, strength, and ability on special teams.

COLLEGE: Plummer was a second-team All-Southeastern Conference selection as a junior and senior at Mississippi State, finishing his career with 43 passes defended and seven interceptions. He moved into the Bulldogs' starting lineup as a sophomore, and led the SEC that season with 16 passes defended.

PERSONAL: Bruce is single and lives in his native Bogalusa, La. He was an all-district tailback and safety at Bogalusa HS, running for 550 yards and picking off eight passes as a senior. A stand-out baseball player, he was regarded as a major league prospect during his high school career, earning all-state honors. Bruce lettered four times each in football and baseball and three times in basketball. He majored in educational psychology at Mississippi State.

Professional Record

GAMES PLAYED: 1987 (11).
GAMES STARTED: 1987 (0).

No. 72 ANDREW PROVENCE

Defensive End



Birthdate—March 8, 1961
Birthplace—Savannah, Ga.
Residence—Lawrenceville, Ga.
How Acquired—Trade with Atlanta, 1988
College—South Carolina
High School—Benedictine Military School, Savannah, Ga.
Height—6-3
Weight—270
Pro Year—6th
Year with Broncos—1st

Andrew Provence came to the Broncos in a May 10 trade that sent a conditional draft pick to Atlanta. He was drafted in the third round of the 1983 draft by the Falcons and earned NFL All-Rookie honors that season, posting 45 solo tackles, 30 assists, and a sack, while starting 12 games. Provence started three games the following season and registered 29 total tackles and two sacks. He played in every game in the 1985-86 seasons but fractured a thumb in the Falcons' 1987 training camp and spent all but the final five games of the season on injured reserve.

COLLEGE: Provence set a University of South Carolina record with 397 total tackles in his career as a Gamecock. He had 161 tackles in his junior campaign and posted individual game totals of 25 (vs. Virginia) and 22 (vs. Georgia).

PERSONAL: Andrew and his wife Angie have a son, Clark (1/22/85), and a daughter, Cara (8/31/87), and the family makes its home in Lawrenceville, Ga. One of seven children, Andrew was born in Savannah, Ga., where he began his football career at Benedictine Military School. While a member of the Falcons, Provence was very active in the Atlanta community. He majored in journalism.

Professional Record

GAMES PLAYED: 1983 (16), 1984 (16), 1985 (16), 1986 (16), 1987 (5).

GAMES STARTED: 1983 (12), 1984 (3), 1987 (1).

ADDITIONAL STATISTICS: Recovered one fumble, 1983; recovered one fumble, 1984.

QUARTERBACK SACKS: 1983 (1), 1984 (2), 1985 (1). Total — 4.

No. 93 RICHARD GLENN REED

Defensive End



Birthdate—November 18, 1963
Birthplace—Fort Worth, Texas
Residence—Westminster, Colo.
How Acquired—FA, 1987
College—Oklahoma
High School—Dunbar HS, Fort Worth, Texas
Height—6-3
Weight—260
Pro Year—1st
Year with Broncos—1st

Richard Reed injured his knee in Denver's 1987 training camp and spent the entire campaign on injured reserve. He came to the Broncos as a free agent last season.

COLLEGE: Reed was an honorable mention All-Big Eight selection in his senior campaign at Oklahoma, where he played in 1984-

86. He played in three Orange Bowls with the Sooners and was a member of the 1985 National Championship team.

PERSONAL: Richard and his wife Laquita have a son, Richard II (9/16/84), and the family makes its home in the Denver suburb of Westminster. A native of Fort Worth, Tex., Reed attended Dunbar HS there and lettered three times in football. He lists bicycling and basketball as his hobbies. Reed has a degree in communications.

Professional Record

GAMES PLAYED: 1987 (0 - injured reserve).

No. 74 DANIEL LLOYD (Dan) REMSBERG

Tackle



Birthdate—April 7, 1962
Birthplace—Temple, Texas
Residence—La Jolla, Calif.
How Acquired—FA, 1986
College—Abilene Christian
High School—Temple HS,
 Temple, Tex.
Height—6-6
Weight—280
Pro Year—3rd
Year with Broncos—3rd

Dan Remsberg will compete for a starting spot on Denver's offensive line in 1988, his third year with the club. He played in five games in 1987 and in every game with the Broncos in 1986, starting vs. New England (9/28) when Dave Studdard was stricken with the flu. Remsberg attended the San Diego Chargers' camp in 1985 but did not make the final roster.

COLLEGE: Remsberg was a two-time AP and Kodak All-American at Abilene Christian, where he played in 1980-84. He was named Academic All-American in his senior year and was granted a NCAA post-graduate scholarship. He has a degree in pre-law accounting.

PERSONAL: Dan and his wife Jenny reside in La Jolla, Calif. He earned one prep letter in football at Temple (Tex.) HS in his hometown. Dan enjoys fishing in his spare time.


Professional Record

GAMES PLAYED: 1986 (16), 1987 (5).

GAMES STARTED: 1986 (1), 1987 (0).

No. 48 RANDY ROBBINS

Safety



Birthdate—September 14, 1962
Birthplace—Casa Grande, Ariz.
Residence—Casa Grande, Ariz.
How Acquired—Draft #4, 1984
College—Arizona
High School—Casa Grande Union
 HS, Casa Grande, Ariz.
Height—6-2
Weight—189
Pro Year—5th
Year with Broncos—5th

Randy Robbins performed well in 1987, starting four times for an injured Dennis Smith before suffering a late season injury that sidelined him for four weeks. His regular season stats show 45 first hits, six assists, a career-high three interceptions, and a quarterback sack. In his first start of the season, he registered 11 first hits and two assists at Buffalo (11/8). He hurt his knee in Seattle

(12/13) when he landed on it after intercepting a pass. He had arthroscopic surgery and did not rejoin the active roster until the AFC Championship Game (1/17), a contest in which he forced and recovered a fumble and had two first hits. A quality player at strong safety in his four years with Denver, Robbins has an equal number of career interceptions and sacks, with six each. He saw considerable playing time in 1986, playing in every regular season and postseason game and starting vs. New England (9/28) and at San Diego (10/12), when Dennis Smith was injured. He led all defensive backs with four quarterback sacks and finished the regular season with 48 total tackles, six passes defended, two fumble recoveries, and a forced fumble that resulted in a Denver touchdown by defensive end Andre Townsend vs. Kansas City (11/16). Robbins had six first hits and seven total tackles in postseason play, also breaking up three passes. He made an impressive comeback in 1985 after breaking his arm in the preseason opener against the New York Giants and spending the first six weeks of the regular season on injured reserve. He returned to play in 10 games, starting and recording an interception at San Diego (11/17). Robbins set a Bronco record by blocking two punts in one game at Kansas City (10/27), finishing the season with 16 total tackles and four passes defended. He had a fine season as Denver's fourth round draft choice in 1984, recording one sack and two interceptions, including one for a 62-yard touchdown in a Sunday night game at Cleveland (9/16). Robbins played primarily in five-defensive back situations, but also saw action at the strong safety position. A superb athlete, Robbins played in all 16 games and started against Seattle (11/25) in place of the injured Dennis Smith. He knocked down nine passes and was in on 28 tackles in his limited playing time as a rookie.

COLLEGE: Randy was an AP honorable mention All-American and earned first team All-PAC 10 honors in 1983, closing out his college career with a Senior Bowl appearance. A three-year starter at Arizona, Robbins intercepted 12 passes, returning a conference record four for touchdowns, as well as recording two fumble recoveries and a blocked punt.

PERSONAL: Randy is single and resides in his native Casa Grande, Ariz. At Casa Grande Union HS, he was a nine-letter winner, including two each in football, baseball, and track, and three in basketball. He saw action as a running back, defensive back, wide receiver, and kicker in high school. As a senior, Randy received all-league and all-county honors and was an Arizona Daily Blue Chip selection. He majored in business and public administration at Arizona.

Professional Record

Year	Club	Games	Starts	INTERCEPTIONS			
				No.	Yds.	Avg.	TD
1984	—Denver	16	1	2	62	31.0	1
1985	—Denver	10	1	1	3	3.0	0
1986	—Denver	16	2	0	0	0.0	0
1987	—Denver	10	4	3	9	3.0	0
TOTALS		52	8	6	74	12.3	1

ADDITIONAL STATISTICS: Recovered one fumble, 1984; blocked two punts, 1985; recovered two fumbles, 1986.

QUARTERBACK SACKS: 1984 (1), 1986 (4), 1987 (1). Totals - 6.

No. 50 JAMES JOSEPH (Jim) RYAN Linebacker



Birthdate—May 18, 1957
Birthplace—Bellmawr, N.J.
Residence—Aurora, Colo.
How Acquired—FA, 1979
College—William and Mary
High School—Bishop Eustace HS,
 Pennsauken, N.J.
Height—6-1
Weight—225
Pro Year—10th
Year with Broncos—10th

Jim Ryan turned in the strongest performance of his career in 1987, his first season starting at a position other than left outside linebacker, which was his primary position from 1979-86. The senior member of the defensive unit, Ryan started 14 games and led all defensive players in first hits (96) and total tackles (125), and added one-and-a-half sacks and a career-high three interceptions while seeing time at the left inside and right outside linebacker spots. Bronco coaches named Ryan overall Most Valuable Player in two successive games after he registered six first hits, four assists, and a sack vs. New England (12/6) and 11 first hits, an assist, and an interception at Seattle (12/13). Ryan also had three 14-tackle performances, including two games with 12 first hits, vs. LA Raiders (10/12) and at Kansas City (10/18). Ryan totaled 14 first hits and 10 assists in three postseason contests, totaling 11 tackles in the AFC Championship Game vs. Cleveland (1/17) and 10 in Super Bowl XXII (1/31). In 1986 he led all Bronco defensive players with 26 first hits and 32 total tackles in Denver's three postseason games, and his 13 total tackles in Super Bowl XXI tied Karl Mecklenburg for the Broncos' highest single postseason game total. Ryan set up Denver's first score in the AFC Championship Game at Cleveland (1/11) with a 26-yard interception return, and was named as the Broncos' overall most valuable player in the title game victory. He finished the regular season with 91 total tackles, one sack for five yards, and a forced fumble. He started 14 games in 1985 at his customary left outside linebacker spot, failing to start only when Denver opened with a four-man defensive line. He recorded 58 total tackles and three passes defensed, also posting a sack at Indianapolis (10/13). Ryan had a solid season at left outside linebacker in 1984, finishing with 106 total tackles, sixth on the team, and posting three quarterback sacks along with a pass interception and a fumble recovery. Ryan played in every game and started the last 14 after missing the first two starting assignments due to a knee injury suffered in training camp. The 106 tackles represent a career high for the one-time free agent who has missed just one game in his eight-year pro career (he missed the 11/6/83 contest against Seattle due to an ankle injury). Ryan started all nine games of the strike-shortened 1982 season, his first campaign as a fulltime starter. He was a special teams captain in 1981 and 1982 and was named by his teammates as Denver's special teams most valuable player in 1981. A versatile athlete, Ryan has played all four linebacker positions for the Broncos.

COLLEGE: Jim won four letters as a linebacker at William and Mary, and as a senior he was player of the year and earned a berth on the Eastern College Athletic Conference all-star team. Ryan graduated with a degree in business management.

PERSONAL: Jim and his wife Sara have two sons, James Benjamin (3/29/86) and Jonathan Charles (8/7/87), and the family makes its home in the Denver suburb of Aurora. He has his master's

degree in business administration (MBA) from the University of Denver, where he concentrated his studies in real estate and construction management. Jim earned 12 varsity letters at Bishop Eustace HS in Pennsauken, N.J., four as a linebacker and tight end in football, four as a basketball forward, and four as a baseball catcher.

Professional Record

Year	Club	Games	Starts	INTERCEPTIONS			TD
				No.	Yds.	Avg.	
1979	Denver	16	0	0	0	0	0
1980	Denver	16	0	1	21	21.0	0
1981	Denver	16	0	0	0	0	0
1982	Denver	9	9	0	0	0	0
1983	Denver	15	12	0	0	0	0
1984	Denver	16	14	1	13	13.0	0
1985	Denver	16	14	0	0	0.0	0
1986	Denver	16	14	0	0	0.0	0
1987	Denver	14	14	3	7	2.3	0
TOTALS		134	77	5	41	8.2	0

ADDITIONAL STATISTICS: Recovered one fumble, 1979; returned one kickoff for two yards, 1981; recovered one fumble, 1983; recovered one fumble, 1984; returned one kickoff for 0 yards, 1986; recovered one fumble, returned two kickoffs for nine yards, 1987.

QUARTERBACK SACKS: 1984 (3), 1985 (1), 1986 (1), 1987 (1½). Totals — 6½.

No. 30 STEVEN EDWARD (Steve) SEWELL Running Back



Birthdate—April 2, 1963
Birthplace—San Francisco, Calif.
Residence—Aurora, Colo.
How Acquired—Draft #1, 1985
College—Oklahoma
High School—Riordan HS,
 San Francisco, Calif.
Height—6-3
Weight—210
Pro Year—4th
Year with Broncos—4th

Steve Sewell had a good season in 1987 despite sitting out the final five regular season games on injured reserve with a fractured jaw. For the season he rushed 19 times for 83 yards and two scores and caught 13 passes for 209 and a TD. Sewell caught a 72-yard touchdown pass in the season opener vs. Seattle (9/13) and the following week against Green Bay (9/20) scored on a two-yard run to send the game into overtime. He had his best game of the season vs. Chicago (11/16), tying his career high of five receptions for 78 yards and scoring the winning touchdown on a four-yard run. Sewell was injured the following week against the Raiders (11/22) and didn't return to the active roster until the playoffs. In postseason action he rushed seven times for seven yards, scoring a TD in the AFC Championship Game (1/17), and caught eight passes for 92 yards, including four for 41 yards in Super Bowl XXII (1/31). He also completed a 23-yard pass to John Elway in the game. In 1986 Sewell rebounded from a midseason injury to close the season on a high note for Denver. He threw a 23-yard touchdown pass to John Elway in the season opener against the Raiders (9/7), and when Vance Johnson was placed on injured reserve after that contest, Sewell played almost exclusively at wide receiver for the next five weeks. In week three at Philadelphia (9/21) he caught five passes

for 87 yards, including one for 40 yards, all personal career highs. Sewell went down with a shoulder injury vs. San Diego (11/9) and spent the next five weeks on injured reserve. He returned to the active roster to play in the regular season finale at Seattle (12/20), and closed out the campaign with 23 carries for 123 yards and one score, and 23 receptions for 294 yards and a touchdown. He played in all three postseason contests, rushing six times for 13 yards and catching eight passes for 100 yards, including a key 22-yard pass from Elway that moved the team to midfield on the Broncos' 98-yard scoring drive in the AFC Championship Game at Cleveland (1/11). He had a fine debut as Denver's first-round draft choice in 1985, finishing third on the team in rushing despite not having an attempt until the seventh game of the year. He finished with 82 carries for 275 yards and four touchdowns, including two at Pittsburgh (12/1). Sewell had his best day at Kansas City (10/27), gaining 64 yards on 20 carries. He performed well coming out of the backfield as a receiver as well, snaring 24 passes for 224 yards and one score, a 54-yard pass from Gary Kubiak at San Diego (11/3). Sewell had his best day receiving in the season finale at Seattle (12/20), catching five passes for 62 yards. He also returned one kickoff for 29 yards that year. Bronco coaches are impressed with his overall athletic ability, great attitude, and dedication.

COLLEGE: Steve was the most versatile athlete on the Oklahoma squad, starting all but a few games in his four years there. He earned second-team All-Big Eight honors as a senior, rushing for 577 yards and gaining 315 yards on receptions, while scoring seven touchdowns. Steve's career statistics show 170 carries for 1,113 yards (a 6.5 average), 33 receptions for 550 yards, and 14 touchdowns. Sewell was voted the Don Key Award, the highest honor a Sooner player can receive. The award is given to the player who annually exhibits all the positive physical, mental, and academic traits of college football. He closed out his college football career with an appearance in the Orange Bowl. Steve also ran track as a sophomore and was selected Academic All-Big Eight in 1982.

PERSONAL: Steve and his wife Jennifer made their offseason home in the Denver suburb of Aurora. He has a degree in communication from the University of Oklahoma. A native of San Francisco, Steve graduated from that city's Riordan HS, where he was All-Bay Area and all-league in a senior season in which he rushed for 1,000 yards. He earned three prep letters in football as a two-way starter (running back and safety), and lettered three more times in track, specializing in the long jump and relays. Steve is an avid movie buff.

Professional Record

Year	Club	RUSHING						RECEIVING			
		Games	Starts	Att.	Yds.	Avg.	TD	No.	Yds.	Avg.	TD
1985	—Denver	16	2	82	275	3.4	4	24	224	9.3	1
1986	—Denver	11	5	23	123	5.3	1	23	294	12.8	1
1987	—Denver	7	0	19	83	4.4	2	13	209	16.1	1
TOTALS		34	7	124	481	3.9	7	60	727	12.1	3

ADDITIONAL STATISTICS: Fumbled once, recovered one fumble, and returned one kickoff for 29 yards, 1985; passed once, complete for 23 yards and a touchdown, 1986; fumbled once, 1987.

No. 49 DENNIS SMITH

Safety



Birthdate—Feb. 3, 1959
Birthplace—Santa Monica, Calif.
Residence—Aurora, Colo.
How Acquired—Draft #1, 1981
College—Southern California
High School—Santa Monica HS, Santa Monica, Calif.
Height—6-3
Weight—200
Pro Year—8th
Year with Broncos—8th

Dennis Smith had a difficult 1987 campaign, playing in just six games and spending seven weeks on injured reserve. He was named Denver's defensive MVP of the game for his performance in the season opener vs. Seattle (9/13) where he posted six first hits and an assist, returned an interception for 15 yards, and forced and recovered a fumble while playing with a cast on his hand to protect a broken finger suffered in the preseason. He had surgery on the finger following the next week's game against the Packers (9/20), in which he registered 10 total tackles and a fumble recovery. Smith posted his second interception of the season vs. Detroit (11/1) but sat out the next week with a sprained knee. He broke his right forearm early in the contest against the Raiders (11/22) and did not play again until the AFC Championship Game (1/17). Against Cleveland he had seven first hits and two assists, and followed that up with a 13-tackle performance in Super Bowl XXII (1/31). He earned his second straight Pro Bowl appearance in 1986, this time as a starter, and was named All-AFC (Pro Football Weekly) and honorable mention All-NFL (AP). He started every game in which he played, missing the games vs. New England (9/28) and at San Diego (10/12) with a groin pull. Smith led the team with 12 passes defended and posted 88 total tackles, including 66 first hits, two forced fumbles, one fumble recovery, a nine-yard sack, and an interception, that vs. Seattle (10/26). Smith broke a bone in his shoulder in the 1986 season opener vs. the Raiders (9/7) but turned in a solid performance in the next two games despite the injury. He did not play in the first playoff game but returned to start both the AFC Championship Game and Super Bowl XXI, finishing postseason play with 12 first hits and three assists. Smith made his first Pro Bowl appearance in 1985 and was named All-NFL (College and Pro Football Newsweekly) and All-AFC (UPI-2nd team) for his efforts, despite missing three games due to injuries. His three interceptions for the year all came against the Los Angeles Raiders (12/8), and he was second on the team with 17 passes defended. Smith had four quarterback sacks that year and he blocked two field goals vs. San Diego (11/17), the second of which came in overtime and was returned for a game-winning touchdown by Louis Wright. Smith was hampered early in the year by a sprained shoulder suffered in the season opener against the Los Angeles Rams (9/8), sitting out in weeks two and three. He also missed the game at San Diego (11/3) with a pulled thigh muscle. Smith had another fine season as Denver's starting strong safety in 1984, and was named All-NFL (Pro Football Weekly, College and Pro Football Newsweekly) and All-AFC (Pro Football Weekly, UPI-2nd team). Smith started all 15 games in which he played, sitting out the contest against Seattle (11/25) with a pinched nerve in his left shoulder, and he recorded three interceptions and nine passes defended to go along with his 92 tackles and three sacks. Smith turned in one of the biggest plays of that season against New England (11/4) when he scooped up a Mose Tatupu fumble and raced 64 yards for the winning score with less than two minutes remaining, his first touchdown as a professional. In 1983 Smith recorded professional highs of four inter-

ceptions, 114 tackles, and five quarterback sacks despite missing two games with a knee sprain. Smith led all club defensive backs in tackles with 65 in 1982 and as a rookie accounted for three turnovers to go along with 45 tackles. Dennis started the last three games of the 1981 campaign at right cornerback, and Bronco coaches have utilized him occasionally as a wide receiver in obvious long passing situations because of his great jumping ability. He made his first pro interception at Chicago in 1981 and returned it 65 yards, the longest interception return by a Bronco in the past six years. He took over as Denver's strong safety in 1982 and started eight of the nine contests in that strike-shortened campaign. Bronco coaches feel that Smith has the ability to dominate at strong safety and are looking forward to an outstanding performance from him again in 1988.

COLLEGE: Dennis earned four letters in football and three more in track at Southern California, making several All-America teams following his senior season. His four-year totals included 205 tackles and 16 pass interceptions, including a team high of seven in 1978. Smith played in the Rose Bowl following the 1978 and 1979 seasons and in the Bluebonnet Bowl after the 1977 campaign. He demonstrated his athletic prowess as a seven-foot high jumper for the Trojan track team.

PERSONAL: Dennis and his wife, Andree, have two children, a daughter, Tiffany Diamond (1/26/84), and a son, Armani Joseph (6/1/87). They make their home in Aurora, Colo. Basketball and playing piano are Dennis' favorite hobbies. He works in the off-season with his own corporation. Smith lettered twice as a wide receiver and defensive back at Santa Monica HS, also earning three prep letters in track and one more in basketball.

Professional Record

Year	Club	Games	Starts	INTERCEPTIONS			TD
				No.	Yds.	Avg.	
1981	—Denver	16	4	1	65	65.0	0
1982	—Denver	8	8	1	29	29.0	0
1983	—Denver	14	13	4	39	9.8	0
1984	—Denver	15	15	3	13	4.3	0
1985	—Denver	13	12	3	46	15.3	0
1986	—Denver	14	14	1	0	0.0	0
1987	—Denver	6	6	2	21	10.5	0
TOTALS		86	72	15	213	14.2	0

ADDITIONAL STATISTICS: Recovered two fumbles, 1981; blocked one kick, 1982, recovered one fumble for 64 yards and a touchdown, 1984; blocked two field goal attempts, 1985; recovered one fumble, 1986; recovered two fumbles, 1987.

QUARTERBACK SACKS: 1982 (2), 1983 (5), 1984 (1), 1985 (4), 1986 (1). Total - 13.

No. 70 DAVID DERALD (Dave) STUDDARD

Tackle



Birthdate—November 22, 1955
Birthplace—San Antonio, Tex.
Residence—Littleton, Colo.
How Acquired—FA, 1979
College—Texas
High School—Pearsall HS, Pearsall, Tex.
Height—6-4
Weight—260
Pro Year—10th
Year with Broncos—10th

Dave Studdard in 1988 will be coming back from a serious knee injury suffered in the second quarter of Super Bowl XXII (1/31). He spent the offseason rehabilitating his left knee after having surgery

to repair a torn anterior cruciate ligament. Studdard started 14 regular season games and all three postseason contests last season at his customary left tackle position, and has started 129 of 134 games as a pro. Studdard has missed just one contest since 1979, sitting out the Sept. 1986 game vs. New England with the flu. In 1986 he started 15 games and caught a two-yard touchdown pass at Philadelphia (9/21) for the fourth reception and second touchdown of his career. In 1985 he had his streak of 63 consecutive starts snapped vs. Seattle (10/20) due to an ankle sprain, marking just the fifth time in his eight years with Denver that he failed to start. He had missed just six starts overall as a pro. Studdard had a superb season in 1984, allowing just one quarterback sack at his difficult left tackle position. He was a key member of the Denver offensive line that gave up the fewest number of sacks (35) since 1973. Studdard returned to his tackle position in 1983 after a year's experiment at guard. Originally a ninth round draft choice of the Baltimore Colts, he was waived by Baltimore at the end of their 1978 training camp and sat out that season. Studdard signed with Denver for 1979, became a starting tackle immediately and made the NFL All-Rookie team.

COLLEGE: Dave lettered three times and was an All-Southwest Athletic Conference player at the University of Texas, where he was a teammate of Houston running back Earl Campbell. He graduated with a degree in physical education.

PERSONAL: Dave and his wife Cecilia have a daughter, Katie (4/1/83); and a son, Kasey (7/1/84). They make their home in the Denver suburb of Littleton. In the off-season Dave works as a loan originator for Metropolitan Mortgage Company. An avid outdoorsman, he lists hunting as his favorite hobby. At Pearsall (Texas) HS he earned 11 letters, three in football as a tight end, three in basketball as a center, three as a weight man in track and field, and two more in baseball as a first baseman. Studdard is a nephew of Howard Fest, former guard with Cincinnati and Tampa Bay.

Professional Record

GAMES PLAYED: 1979 (16), 1980 (16), 1981 (16), 1982 (9), 1983 (16), 1984 (16), 1985 (16), 1986 (15); 1987 (14).

GAMES STARTED: 1979 (16), 1980 (12), 1981 (16), 1982 (9), 1983 (16), 1984 (16), 1985 (15), 1986 (15), 1987 (14).

ADDITIONAL STATISTICS: Caught one pass for two yards and a touchdown, 1979; recovered one fumble, 1980; caught one pass for 10 yards, 1981; returned two kickoffs for eight yards and recovered one fumble, 1983; caught one pass for minus four yards, 1984; recovered two fumbles, 1985; caught one pass for two yards and a touchdown, and recovered one fumble, 1986.

No. 61 ANDRE TOWNSEND

Defensive End/Nose Tackle



Birthdate—October 8, 1962
Birthplace—Chicago, Ill.
Residence—Columbus, Miss.
How Acquired—Draft #2, 1984
College—Mississippi
High School—Aberdeen HS, Aberdeen, Miss.
Height—6-3
Weight—265
Pro Year—5th
Year with Broncos—5th

Andre Townsend continued his fine play on Denver's defensive line in 1987, starting three games at nose tackle and eight as a defensive end. He closed out regular season play with 42 first hits,

15 assists, and a sack, and during postseason play he registered 19 total tackles and knocked down two passes. Townsend opened the season as the Broncos' starting nose tackle, but moved to defensive end against Minnesota (10/26) when Freddie Gilbert was injured. He started just one more game at the nose tackle position and spent the rest of the season at the end position. Townsend was named Denver's defensive MVP against Chicago (11/16) for a performance that included six first hits, an assist, and a nine-yard sack. He posted eight total tackles in both the AFC Championship Game (1/17) and Super Bowl XXII (1/31). He moved into a starting spot at defensive end for the Broncos in 1986, and he was one of only nine Broncos to start all 16 regular season games, in addition to the three postseason contests. He finished the season with 42 first hits, 70 total tackles, and 2½ sacks for 33 yards. Townsend scored the first touchdown of his professional career vs. Kansas City (11/16) on a seven-yard fumble return. He split playing time with Barney Chavous in 1985 and recorded his first professional start in that campaign's opening game, at the Los Angeles Rams. Townsend was in on 30 tackles that year, high among reserve linemen, and he posted five sacks for the second straight year, including two at Atlanta (9/22). Against Miami (9/29) Townsend knocked down two passes and became the first player in 1985 to sack Dan Marino. Townsend had a good rookie season as Denver's first choice in the 1984 draft registered five sacks, which led all reserve linemen, and 51 tackles. He played primarily at defensive end in 1984 and had his best game against New England, when he sacked the quarterback twice and was in on 13 tackles. Townsend has impressed Bronco coaches with his outstanding play in short-yardage and goal-line situations.

COLLEGE: Andre was a three-year starter at the University of Mississippi, where he earned second team All-Southeastern Conference honors in his junior and senior years and was a third-team Football News All-America selection in his final collegiate campaign. He was named defensive MVP against Air Force in the 1983 Independence Bowl and also had an excellent game in the Senior Bowl that year, registering two sacks and blocking the game-tying extra point attempt in the South's 21-20 victory. He majored in urban administration.

PERSONAL: Andre is single and resides in Columbus, Miss. He was born in Chicago, Ill., but grew up in Aberdeen, Miss., where he earned six varsity letters, two each in football, basketball, and track at Aberdeen HS. Andre received all-state honors as well as honorable mention All-America acclaim as a senior gridder, making All-Little 10 Conference on both offense (TE) and defense (DT). Andre also led his high school basketball team in scoring with a 19.9 average. He has a daughter, Devin Andrenet (11/2/84).

Professional Record

GAMES PLAYED: 1984 (16), 1985 (16), 1986 (16), 1987 (12).

GAMES STARTED: 1984 (0), 1985 (1), 1986 (16), 1987 (11).

ADDITIONAL STATISTICS: Recovered one fumble, 1984; recovered one fumble, 1985; recovered one fumble for seven yards and a touchdown, 1986.

QUARTERBACK SACKS: 1984 (5), 1985 (5), 1986 (2½), 1987 (1). Total - 13½.

No. 81 STEPHEN ROSS (Steve) WATSON *Wide Receiver*



Birthdate—May 28, 1957

Birthplace—Baltimore, Md.

Residence—Aurora, Colo.

How Acquired—FA, 1979

College—Temple University

High School—St. Mark's HS,
Wilmington, Del.

Height—6-4

Weight—195

Pro Year—10th

Year with Broncos—10th

Steve Watson is expected to rebound in 1988 after a troubled 1987 campaign in which he broke six ribs and spent nine weeks on injured reserve. Due to the injury he posted his lowest receiving totals since his rise to prominence in 1981, catching 11 passes for 167 yards and a score. Watson caught four passes for 44 yards and a score in the season opener vs. Seattle (9/13) and had four receptions for 47 yards the following week against Green Bay (9/20). In a Monday night game against the Raiders (10/12) he had one reception of 49 yards before being injured. Watson returned to the active roster vs. Kansas City (12/19) and caught a pass for 12 yards. He now stands third in Bronco history in receptions (353) and is second in receiving yards (6,112) to Lionel Taylor's total of 6,872. In 1986 he caught 45 passes for 699 yards and two touchdowns in the regular season, and had six catches for 130 yards in the three postseason games, including a 28-yard reception vs. Cleveland in the AFC Championship Game (1/11) that set up the winning field goal in overtime. Watson saw his consecutive games with a reception streak snapped at 49 when he did not record a catch at Philadelphia (9/21), but that streak stands as the second longest in Bronco history. He led Denver in receiving in 1985 with 61 catches for 915 yards and five touchdowns. He had five games with over 80 yards receiving that year, with his season high of 97 yards coming against Kansas City (12/14). Watson had a tremendous season in 1984, catching his pro high of 69 passes (sixth in the AFC) for 1,170 yards (fourth in the AFC), averaging 17.0 yards per catch and scoring seven touchdowns while recording his third 1,000-yard campaign. Watson combined with running back Sammy Winder to give Denver 1,000-yard performers in both receiving and rushing for the first time in franchise history. Watson's sterling 1984 performance included three regular season 100-yard games and one more in the playoffs, giving him a career total of 16. In the Broncos' division playoff game against Pittsburgh (12/30) he caught his pro high of 11 passes for 177 yards. Watson was named by his teammates as Denver's offensive most valuable player in 1984, an honor which he also received in 1981 and 1983. Watson had a brilliant season in 1981, leading the AFC in reception yardage with 1,244 and pacing the entire NFL in reception touchdowns with 13. His rise to prominence was one of the NFL's most remarkable stories in 1981, as the former free agent from Temple moved into the starting lineup in the second week of the season and rewrote the Bronco record books. He caught 60 passes and set new team records for reception yards (the previous record was 1,235, set by Lionel Taylor in 1960) and TDs (the previous record was 12 by Taylor in 1960). His 13 TDs tied the Denver single season total recorded by Floyd Little in 1972 and 1973. He was named All-AFC by UPI and earned a trip to the Pro Bowl in 1981. Watson has had 16 100-yard games, with his high yardage total of 183 coming at Los Angeles against the Rams in 1982, also posting his single game regular season reception high of 10 in that contest. He has caught touchdown passes of 95 and 93 yards, and holds the Denver record for longest non-

scoring reception with an 86-yard play against Kansas City in 1981. Steve caught three TD passes against Baltimore in 1981, scored twice in three other games, and had a streak of at least one TD pass in five straight games that year. Not drafted, Watson signed with Denver in 1979 and has played in every Bronco game since then, being used primarily as a special teams player in his first two years.

COLLEGE: Steve was a four-year letterman at wide receiver for Temple and was selected to the All-East team, playing in the East-West Shrine Game to close out his college career. He also won three letters and two conference championships as a long jumper, graduating with a degree in parks administration.

PERSONAL: Steve and his wife Pam have a son, Stephen Ross Jr. (5/5/88), and a daughter, Brittany (6/21/86), and the family makes its home in Aurora, Colo. Steve and his wife worked during the off-season with the Samaritan Shelter and chaired the organization's Buy-A-Brick campaign, which helped finance a new shelter for the homeless. In addition, he worked during the past off-season as a loan officer at Union National Bank. He is presently studying for an associate degree in financial planning and plans to pursue a master's degree in business. Watson was a nine-letter man at St. Mark's HS in Wilmington, Del., earning three each in football, basketball, and track. Steve is extremely active in community service work and in 1983 was the Broncos' Miller NFL Man of the Year, finishing among the top five in the national competition. He was the honorary chairman of the American Cancer Society in Colorado for 1982 and also has been involved in promotional work for the Children's Hospital of Denver, the March of Dimes, and the Multiple Sclerosis Foundation.


Professional Record

Year	Club	RECEIVING					TD
		Games	Starts	No.	Yds.	Avg.	
1979	Denver	16	0	6	83	13.8	0
1980	Denver	16	1	6	146	24.3	0
1981	Denver	16	13	60	1,244	20.7	13
1982	Denver	9	9	36	555	15.4	2
1983	Denver	16	16	59	1,133	19.2	5
1984	Denver	16	16	69	1,170	17.0	7
1985	Denver	16	15	61	915	15.0	5
1986	Denver	16	16	45	699	15.5	3
1987	Denver	5	1	11	167	15.2	1
TOTALS		126	87	353	6,112	17.3	36

ADDITIONAL STATISTICS: Recovered one fumble, 1980; rushed twice for six yards, recovered two fumbles, 1981; rushed once for minus four yards, fumbled once, 1982; rushed three times for 17 yards, fumbled once, 1983.

No. 58 RAFE WESLEY WILKINSON

Linebacker



Birthdate—December 18, 1965
Birthplace—Redwood City, Calif.
Residence—Denver, Colo.
How Acquired—Draft #10, 1987
College—Richmond
High School—Booker HS, Sarasota, Fla.
Height—6-3
Weight—237
Pro Year—1st
Year with Broncos—1st

Rafe Wilkinson injured his left knee in Denver's 1987 training camp and spent the entire campaign on injured reserve. He was the Broncos 10th-round draft choice last year.

COLLEGE: Wilkinson earned second-team All-ECAC and second-team All-Yankee Conference honors as a senior at the University of Richmond. He started nine games that season, missing the last two because of arthroscopic knee surgery, and posted 80 tackles. Wilkinson was an All-American strength team member in his final three seasons with the Spiders. A track athlete as well, he holds the Richmond record in the shot put.

PERSONAL: Rafe is single and makes his offseason home in Denver. A native of Redwood City, Calif., he is a graduate of Booker HS in Sarasota, Fla., where he earned all-state honors in both football and track in both his senior and junior years. Wilkinson lettered four times in football and three times in track, shattering the Florida Class A shot put record and winning the discus title in the 1983 state meet. Rafe has a degree in sociology.

Professional Record

GAME PLAYED: 1987 (0 - injured reserve).

No. 47 GERALD WILLHITE

Running Back



Birthdate—May 30, 1959
Birthplace—Sacramento, Calif.
Residence—Rancho Cordova, Calif.
How Acquired—Draft #1, 1982
College—San Jose State
High School—Cordova HS, Rancho Cordova, Calif.
Height—5-10
Weight—200
Pro Year—7th
Year with Broncos—7th

Gerald Willhite played in only three games in 1987 before breaking his leg at Minnesota (10/26). Denver trainers are confident that Willhite will be ready by the opening of the 1988 training camp. His 1987 season totals show 26 carries for 141 yards, a 5.4 average, and nine receptions for 25 yards. Willhite began the campaign as the Broncos' starting halfback and had his best game of the season against Green Bay (9/20), gaining 65 yards on 12 carries. In Minnesota he gained 57 yards on eight carries, but was injured when Joey Browner caught him from behind after a 29-yard run. Willhite ranks sixth in the team history with 367 rushing attempts for 1,649 yards, and his average of 4.49 yards per carry is the highest among all-time Bronco running backs. He is eighth in club annals with 175 receptions and is sixth in punt returns with a 10.45 average. Willhite needs 381 all-purpose yards to reach 5,000 for his career. He had a big season in 1986 as Denver's versatile all-purpose performer, earning second-team All-AFC honors (UPI). He led the team with 64 receptions, the most ever by a Bronco running back and tied for the eighth-best single season total in franchise history. Willhite was one of only two Broncos to record a reception in all 16 games, and his seven catches against the New York Jets (10/20) tied for the best single game total for Denver that season. He gained 365 yards and scored three times on receptions, and ranked second on the club in rushing with 85 carries for 365 yards and five touchdowns. Willhite had a 42-yard run at Philadelphia (9/21), the longest run for Denver in 1986. He averaged 11.1 yards on 42 punt returns, a figure that led the team and ranked second in the AFC and third in the NFL, and he scored a touchdown on a 70-yard return against Kansas City (11/16). Along the way Willhite also returned three kickoffs and completed one of four passes. He scored nine touchdowns in 1986 and had two three-TD games (vs. Dallas, 10/5, and vs. Kansas City, 11/16), the first time a Bronco has ever had two in one season. Through

the three postseason games Willhite rushed 10 times for 23 yards, scoring on a one-yard run vs. Cleveland in the AFC Championship Game (1/11). He also caught seven passes for 59 yards and averaged 5.6 yards on five punt returns. He had a good season in 1985 despite a knee injury that hampered him throughout the season. He rushed 66 times for 237 yards and three touchdowns, including two at Kansas City (10/27) before suffering a concussion that caused him to leave the game. Against the Los Angeles Raiders (11/24) Willhite posted the best rushing totals of his career with 85 yards on 24 carries. He was third on the team in receptions with 35 for 297 yards and a score, and also returned 16 punts for a 10.4 average, Denver's highest in 1985, returning two kickoffs as well. He had a fine season in 1984, ranking second on the club in rushing with a career-high 371 yards, third in reception yardage with 298, and his 200 yards in punt returns was the team high. Willhite, in 1984, had Denver's longest run from scrimmage (52 yards), longest punt return (35 yards) and kickoff return (40 yards), as well as the team's second longest reception (63 yards). Willhite had a disappointing season in 1983, missing the first eight regular season games with a strained hamstring. He led the team that year with a rushing average of 4.4 yards per carry and his 10.9 average on 10 receptions was tops among all backs who had 10 or more catches. As Denver's first-round draft choice in 1982, Willhite led the club in rushing with 347 yards, and he racked up 974 all-purpose yards in his strike-shortened rookie season.

COLLEGE: Gerald made honorable mention All-America and earned All-Pacific Coast Athletic Association honors as a senior at San Jose State, finishing his career as the leading ballcarrier in Spartan history. Willhite rushed for 2,364 yards in two seasons, also catching 107 passes for 927 yards and scoring 28 touchdowns. He had two consecutive seasons with over 1,000 yards rushing and more than 50 receptions, making him one of only two players ever to accomplish that feat. Gerald capped his college career with appearances in the East-West Shrine Game and the Olympia Gold Bowl. He also made All-PCAA in 1980 and was the conference's offensive player of the year as a junior. Willhite transferred to San Jose State from American River JC in Sacramento, which was where he first played organized football as a freshman. A recreation major, he also lettered four times in track as a sprinter.

PERSONAL: Gerald is married (Paula) and makes his off-season home in Rancho Cordova, Calif. where he earned prep letters in track and wrestling at Cordova HS. His hobbies include fishing and horseback riding.

Professional Record

Year	Club	RUSHING						RECEIVING			
		Games	Starts	Att.	Yds.	Avg.	TD	No.	Yds.	Avg.	TD
1982	—Denver	9	2	70	347	5.0	2	26	227	8.7	0
1983	—Denver	8	0	43	188	4.4	3	14	153	10.9	1
1984	—Denver	16	1	77	371	4.8	2	27	298	11.0	0
1985	—Denver	15	4	66	237	3.6	3	35	297	8.5	1
1986	—Denver	16	12	85	365	4.3	5	64	529	8.3	3
1987	—Denver	3	1	26	141	5.4	0	9	25	2.8	0
TOTALS		67	20	367	1,649	4.5	15	175	1,529	8.7	5

Year	Club	PUNT RETURNS				KICKOFF RETURNS			
		No.	Yds.	Avg.	TD	No.	Yds.	Avg.	TD
1982	—Denver	6	63	10.5	0	17	337	19.8	0
1983	—Denver	0	0	0.0	0	0	0	0.0	0
1984	—Denver	20	200	10.0	0	4	109	27.3	0
1985	—Denver	16	167	10.4	0	2	40	30.0	0
1986	—Denver	42	468	11.1	1	3	35	11.7	0
1987	—Denver	4	22	5.5	0	0	0	0.0	0
TOTALS		88	920	10.5	1	26	521	20.0	0

ADDITIONAL STATISTICS: Passed twice, once incomplete and one intercepted, and fumbled five times, 1982; passed once, incomplete, 1983; attempted two passes with one completion for

20 yards and recovered two fumbles, 1984; fumbled twice, 1985; completed one of four passes for 11 yards, fumbled five times and recovered three fumbles, 1986; fumbled once, 1987.

No. 45 STEVEN ANTHONY (Steve) WILSON *Cornerback*



Birthdate—Aug. 24, 1957
Birthplace—Los Angeles, Calif.
Residence—Westminster, Colo.
How Acquired—FA, 1982
College—Howard
High School—Northern HS, Durham, N.C.
Height—5-10
Weight—195
Pro Year—10th
Year with Broncos—7th

Steve Wilson closed out the 1987 campaign as Denver's starting right cornerback, starting the final five games of the regular season and all three postseason contests. He posted 32 first hits, four assists, and four passes defended in regular season play and had 19 total tackles in the postseason. In the divisional playoff game vs. Houston (1/10), Wilson was in on nine tackles and recovered a Mike Rozier fumble on the Oiler's first possession to set up a Denver TD. In six seasons with Denver Wilson has had 15 interceptions, tied for ninth in team history. He turned in a strong performance in 1986 as one of the key performers in Denver's defensive backfield. He finished the regular season with 56 total tackles, eight passes defended, and an interception. Wilson caught a 43-yard touchdown pass out of punt formation vs. Kansas City (11/16) for his first professional score. In the 1986 postseason Wilson recorded eight tackles and led the Bronco defensive backs with five passes defended, including three in the AFC Championship Game at Cleveland (1/11). He had a fine year in 1985, posting three interceptions, 12 passes defended, and a fumble recovery. He started four of the first five games of the season when injuries struck the defensive backfield, but missed the next two contests with a sprained ankle. He had two interceptions at Pittsburgh (12/1), playing almost the entire game for the injured Louis Wright. He intercepted four passes in 1984 and led all reserve defensive backs with 48 tackles. All five of Wilson's interceptions in 1983 came during his three weeks as a starter, including a career-high three in Denver's 38-27 win over Seattle. Wilson was also second on the team in kickoff returns with 24 for 485 yards and a 20.2 average, and he also caught 12-yard pass in Denver's playoff loss to the Seahawks. Wilson joined the Broncos one game into the 1982 season and intercepted two passes, one of which came in the closing seconds to secure a win over the Los Angeles Rams. Originally signed by Dallas as a free agent wide receiver, Wilson led the Cowboys in punt returns in 1979 while catching three passes for a 25.3 average. He converted to cornerback in 1980 and started 11 games there, intercepting four passes in the regular season and two more in the playoffs. He led the Cowboys that year in passes defended with 41 and started the first four games of 1981 before being displaced by Everson Walls. Wilson moved back to wide receiver in 1982, but was a late cut and subsequently joined the Broncos. He is an excellent athlete, as his pro experience on offense, defense, and special teams indicates. He has missed just three games in his pro career.

COLLEGE: Steve finished his four-year Howard University career as the Washington, D.C. school's all-time leading receiver and kick returner. Wilson caught 94 passes for 1,399 yards and 12 touchdowns, all Howard records. He earned All-Mid-Eastern Conference

honors in 1978, and has a degree in marketing from Howard.

PERSONAL: Steve and his wife Cathy have two sons, Ryan Anthony (11/2/82) and Brenton (10/3/86), and the family makes its home in Westminster, Colo. A Los Angeles native, he was raised in Durham, N.C., and graduated from Durham's Northern HS. Steve is the son of "Touchdown" Tommy Wilson, a two-time Pro Bowl running back with the Los Angeles Rams (1956-61) who also played for the Cleveland Browns and Minnesota Vikings.

Professional Record

Year	Club	INTERCEPTIONS					RECEIVING				
		Games	Starts	No.	Yds.	Avg.	TD	No.	Yds.	Avg.	TD
1979	Dallas	16	0	0	0	0.0	0	3	76	25.3	0
1980	Dallas	16	11	4	82	20.5	0	0	0	0.0	0
1981	Dallas	16	4	2	0	0.0	0	0	0	0.0	0
1982	Denver	8	3	2	22	11.0	0	0	0	0.0	0
1983	Denver	16	3	5	91	18.2	0	0	0	0.0	0
1984	Denver	15	1	4	59	14.8	0	0	0	0.0	0
1985	Denver	14	4	3	8	2.7	0	0	0	0.0	0
1986	Denver	16	0	1	-5	-5.0	0	1	43	43.0	1
1987	Denver	11	5	0	0	0.0	0	0	0	0.0	0
TOTALS		128	31	21	257	12.2	0	4	119	29.8	1

Year	Club	KICKOFF RETURNS				PUNT RETURNS			
		No.	Yds.	Avg.	TD	No.	Yds.	Avg.	TD
1979	Dallas	19	328	17.2	0	35	236	6.8	0
1980	Dallas	7	139	19.9	0	0	0	0.0	0
1981	Dallas	2	32	16.0	0	0	0	0.0	0
1982	Denver	6	123	20.5	0	0	0	0.0	0
1983	Denver	24	485	20.2	0	0	0	0.0	0
1984	Denver	0	0	0.0	0	0	0	0.0	0
1985	Denver	0	0	0.0	0	0	0	0.0	0
1986	Denver	0	0	0.0	0	0	0	0.0	0
1987	Denver	0	0	0.0	0	0	0	0.0	0
TOTALS		58	1,107	19.1	0	35	236	6.8	1

ADDITIONAL STATISTICS: Recovered one fumble, 1981; recovered one fumble for one yard, 1982; fumbled once and recovered one fumble, 1983; fumbled once, recovered one fumble, 1984; recovered one fumble, 1985; recovered one fumble, 1987.

No. 23 SAMMY WINDER

Running Back



Birthdate—July 15, 1959
Birthplace—Madison, Miss.
Residence—Jackson, Miss.
How Acquired—Draft #5, 1982
College—Southern Mississippi
High School—Ridgeland HS, Madison, Miss.
Height—5-11
Weight—203
Pro Year—7th
Year with Broncos—7th

Sammy Winder led the Broncos in rushing for the fifth straight year in 1987 and is poised to move into second place among Denver's all-time rushers. He gained 741 yards on 196 carries last season to give him a career total of 4,414 yards, just 39 yards shy of Otis Armstrong's total of 4,453. Winder caught 14 passes for 74 yards and scored seven touchdowns (six rushing, one receiving) to give him a career total 47, seven behind Bronco leader Floyd Little's 54. Winder had his best game of the season vs. Kansas City (12/19), gaining 98 yards, and rushed for 94 yards and a score vs. Detroit (11/1). He led the Broncos in postseason play as well, gaining 148 yards on 41 carries, while also catching four passes for

105 yards. In the AFC Championship Game vs. Cleveland (1/17) he carried the ball 20 times for 72 yards and caught three passes for 34 yards, including a 20-yard scoring reception that put Denver in the lead for good. Winder made his second trip to the NFL Pro Bowl in 1986 after gaining 789 yards on 240 carries, seventh in the AFC, and catching 27 passes for 171 yards. Winder led the AFC and set a new team record with 14 touchdowns that season, nine rushing and five by reception. He had his best day rushing in 1986 at Philadelphia (9/12), gaining 104 yards on 20 carries. Winder scored twice in that game and had his longest run of the season as well, covering 31 yards. During the 1986 postseason Winder gained 185 yards on 49 carries and caught seven passes for 52 yards. Against New England in the divisional playoff game (1/4) he carried the ball 19 times for 102 yards, a Denver playoff record. Winder paced the team in 1985 with 715 yards on 166 attempts, while scoring eight rushing TDs. He also caught 31 passes for 197 yards, setting a personal single game high at Indianapolis (10/13) with 63 yards on five receptions. He suffered a knee injury vs. San Diego (11/17) and underwent arthroscopic surgery on the following day, then starting at Pittsburgh (12/1) just 13 days later. A tough competitor, Winder was an opening day starter for Denver despite missing most of training camp due to an appendectomy. Winder had an outstanding season in 1984, as the Southern Mississippi back rushed for over 1,000 yards and was tabbed as Denver's lone representative in the Pro Bowl. His 1,153 yards rushing ranked third in the AFC and 11th in the NFL, and was the second highest total in Bronco history. Winder was the first Bronco back since Otis Armstrong in 1976 to reach the 1,000-yard plateau, and he also set Denver records for number of attempts in a season (296) and in a single game (34 at Los Angeles Raiders, 10/28). Winder was second highest on the team in receptions as well, catching 44 passes for 288 yards, and his 1,441 total yards from scrimmage ranked second in the conference. He ran for two 100-yard games and had four more games in which he gained over 90 yards on the ground. Winder was also second on the team in touchdowns scored with six. Winder moved into a starting role in 1983, rushing for 757 yards despite missing two whole games and virtually all of another with a sprained ankle. He was ranked 12th in the AFC and his rushing total was the eighth highest in Bronco history. Winder's best day as a pro came that year at Houston, where he rushed 29 times for 165, the third highest single game total in Bronco history. He recorded his longest run from scrimmage as a pro with a 52-yard jaunt at Houston. Two weeks earlier he had rushed for 119 yards against the Los Angeles Raiders, which was the first time since 1980 that a Bronco back had gone over 100 yards in a game. Winder was drafted by the Broncos in the fifth round in 1982 and he rushed for 259 in his strike-shortened rookie season.

COLLEGE: Sammy was an extremely productive player at Southern Mississippi, setting school career records for rushing attempts (736), rushing touchdowns (39), and points (234). The second all-time leading Southern Mississippi rusher, he gained 3,114 yards there and led the nation in scoring in 1980 with 20 TDs for 120 points. A two-time All-South Independent selection and honorable mention All-America, Winder had nine 100-yard games in his career and had a personal high of 175 rushing yards against Memphis State in 1981. He earned four college letters.

PERSONAL: Sammy is single and makes his off-season home in Jackson, Miss. He graduated from Ridgeland HS in his native Madison, Miss., lettering three times as a fullback and four times in track and field. Sammy lists hunting and fishing as his favorite hobbies.

Professional Record

Year	Club	Games	RUSHING					RECEIVING			
			Starts	Att.	Yds.	Avg.	TD	No.	Yds.	Avg.	TD
1982	—Denver...	8	2	67	259	3.9	1	11	83	7.5	0
1983	—Denver...	14	13	196	757	3.9	3	23	150	6.5	0
1984	—Denver...	16	15	296	1,153	3.9	4	44	288	6.5	2
1985	—Denver...	14	12	197	715	3.6	8	31	197	6.4	0
1986	—Denver...	16	15	240	789	3.3	9	26	171	6.6	5
1987	—Denver...	12	10	196	741	3.8	6	14	74	5.3	1
TOTALS...		80	67	1,192	4,414	3.7	39	139	963	6.9	8

ADDITIONAL STATISTICS: Fumbled once, recovered one fumble, 1982; fumbled seven times, 1983; fumbled five times, recovered two fumbles, 1984; fumbled four times, recovered one fumble, 1985; fumbled twice, recovered one fumble, 1986; fumbled five times, 1987.


NFL PLAYER PERSONNEL DATES AND INFORMATION FOR 1988

- July 5 — 24-hour waivers period begins.
- Aug. 23 — Roster cutdown to maximum of 60 players.
- Aug. 29 — Roster cutdown to maximum of 47 players.
- Sept. 20 — Priority on multiple waiver claims is now based on the current season's standing.
- Oct. 11 — Trading deadline — all trading ends.
- Oct. 11 — Clubs may begin signing free agent players for the 1989 season; such Future List players will remain eligible to sign as free agents for 1988 with no options in their 1988 contracts.
- Dec. 21 — Deadline for postseason participants to sign free agents for playoffs, except punters or kickers. Players from reserve lists may be added to rosters during playoff period only under applicable reactivation procedures.
- Jan. 30 — Trading period begins.
- Jan. 30 — Waiver system begins for 1989.

Reserve List

The Reserve List is a status for players who, for reasons of injury, retirement, military service, or other circumstances, are not immediately available for participation with a club. Those players in the category of Reserve/Injured who were physically unable to play football for a minimum of four weeks from the date of going onto Reserve may be re-activated by their clubs upon clearing procedural recall waivers; in addition, each club will have eight free reactivations for players meeting the four-week requirement, but only three of the free re-activations can be used for a player placed on Reserve/Injured prior to or concurrent with the final cutdown on August 29. Clubs participating in postseason competition will be granted an additional free re-activation. Players not meeting the four-week requirement may not return in the same season to the Active List of the club which originally placed them on Reserve, but may be assigned through the waiver system to other clubs. Players in the category of Reserve/Retired may not be reinstated during the period from 30 days before the end of the regular season on through the postseason.

1988 DRAFT CHOICES



WR RICKY NATTIEL, DENVER'S NUMBER ONE DRAFT CHOICE WHO EARNED ALL-ROOKIE TEAM HONORS IN 1987.

1988 DRAFT CHOICES

Round	Player	Pos.	Ht.	Wt.	School
1	Ted Gregory	NT	6-2	270	Syracuse
2	Gerald Perry	T	6-5	304	Southern
3	Kevin Guidry	CB	6-0	180	Louisiana State
4	Traded to Minnesota for switch of second round choices				
5	Corris Ervin	CB	5-11	176	Central Florida
6	Traded to Minnesota for switch of second round choices				
7a	Pat Kelly	TE	6-6	252	Syracuse
7b	Garry Frank	G	6-2	299	Mississippi State
8	Traded to Miami for C/G Larry Lee				
9	Mel Farr, Jr.	RB	6-0	222	UCLA
10	Channing Williams	RB	5-10	221	Arizona State
11	Richard Calvin	RB	6-1	205	Washington State
12	Johnny Carter	NT	6-2	292	Grambling
	Kip Corrington	S	6-0	180	Texas A & M
	Traded to Denver by Detroit. He was the Lions' #9a choice in 1988.				

RICHARD THOMAS CALVIN RB 6-1, 205 DOB: Sept. 1, 1965 Draft Choice #11 Washington State



Richard Calvin was selected All-Pacific-10 Conference honorable mention by the league coaches for a 1987 campaign in which he started 10 of 11 games and led the squad in rushing with 822 net yards and four touchdowns. He was also third in Cougar receptions with 33 for 246 yards. Calvin's rushing total was the tenth best ever for one season at WSU. He returned eight kickoffs 201 yards for a 25.1 average and four times topped the 100-yard mark rushing, including a season

and career high 160 yards at Washington. He had 131 yards vs. Fresno State, 111 vs. Stanford, and 117 vs. Arizona. Calvin's top day receiving last year came with five catches each vs. Wyoming (for 47 yards) and Michigan (49 yards). His career summary shows 1,430 yards rushing (a 4.5 average) in 314 attempts with 11 touchdowns, along with 45 receptions for 405 yards, and 23 kick-off returns for 480 yards (a 20.9 average), with a long return of 44. Calvin returned to school last year after two years in which he did not attend school (the 1985 and 1986 seasons, with the former being a redshirt campaign). As a sophomore (1984) Calvin rushed for 403 yards on 84 carries, including five touchdowns, and caught seven passes for 135. He scored twice in the game against arch-rival Washington. As a freshman (1983) Calvin finished the season with 205 yards rushing and two scores, both coming in the final game of the season, a 17-6 upset win over Washington. A native of Dallas, Tx., Calvin was a first team all-league pick by the Anaheim Post and was a coaches' all-league selection as a senior at Santa Ana Valley (Calif.) HS. Ranked as the fastest underclassman in Orange County, Calvin was an all-county tailback who lettered twice each in football and track as a prepster. Richard is single and was a general studies major at Washington State. He lists music, drawing, and working as a disc jockey as his hobbies.

JOHNNY CARTER NT 6-2, 292 DOB: April 23, 1965 Draft Choice #12 Grambling



Johnny Carter started all four years for the Grambling Tigers and for two seasons was both team captain and honorable mention all-conference. Carter earned four letters during his college career and closed out his collegiate play with an appearance in the Freedom Bowl at the end of his senior year. Born and raised in Houma, La., Carter attended Terrebonne HS, where he lettered three times in football and twice each in basketball and track. Johnny is married

(Suzanne), and has one son, Johnathan Tyrell. His hobbies include fishing, bike riding, and shooting pool. He was a criminal justice major at Grambling, and is a cousin of former Buffalo and Pittsburgh wide receiver Frank Lewis.

KIP ALAN CORRINGTON S 6-0, 180 DOB: April 12, 1965 Draft Choice #9a by Detroit Texas A & M



Kip Corrington received numerous honors, including academic accolades, during his five years at Texas A & M. A three-time GTE Academic All-American selection with a 3.97 grade point average, Corrington was selected for National Football Foundation and Hall of Fame honors, ranking number one in his class at the College of Liberal Arts. In 1987 Corrington was a first team All-American selection (AP) and a third team All-Southwest Conference pick (AP, Houston Post). His

1987 honors also included first team GTE Academic All-American, GTE Academic Player of the Year, and an Anson Mount Scholar Athlete award. He ranked fourth on his team with 81 tackles (54 solos), recovered three fumbles, and had a team-high nine pass deflections to go along with three interceptions. His interceptions came vs. Louisiana State, Baylor, and Rice, and he had his season-high of 14 tackles vs. LSU and again vs. Rice. In 1987 Corrington was a first team All-Southwest Conference selection (UPI and AP), earned All-American honorable mention (AP), and was a first team Academic All-SWC and GTE/CoSIDA All-American. He ranked third on the team with 93 tackles (48 solos), three interceptions and eight pass deflections. He had a season-high 12 tackles vs. Rice, and was the top student in the College of Liberal Arts with a 3.967 average. In 1985 Corrington was a first-team Academic All-American selection and ranked second in the SWC with five interceptions, for 68 yards in returns. He finished with 63 tackles (40 solos), recovered two fumbles, and had seven pass deflections. Corrington returned an interception 40 yards for a score vs. Baylor, and had a season-high 12 tackles, along with an interception, vs. Rice. He was a reserve free safety in 1984 after a redshirt 1983 freshman campaign. A native of Ames, Iowa, Corrington was all-district in football, basketball, and track at A & M Consolidated HS in College Station, Texas. He earned four prep letters each in football, baseball, basketball, and track. As a senior he was credited with 76 tackles and made Texas Football's Top 95 list. Kip is married (Pam) and has his degree in philosophy from Texas A & M, where he earned All-American Academic honors in each of the last three years.

CORRIS D'ANGELO ERVIN CB 5-11, 176 DOB: Aug. 30, 1966 Draft Choice #5 Central Florida



Corris Ervin was a tremendous pass defender and outstanding special teams performer at Central Florida, where he earned a reputation as a fierce tackler who was always around the ball. Ervin possesses outstanding speed and has a quick and fluid running style. A three-year starter in college, Ervin had the remarkable accomplishment of blocking eight punts during the last two seasons. In 1987 he was a first team Little All-American selection by The Poor Man's Guide to

the NFL Draft, as he had four interceptions, 64 tackles (43 solo), eight pass deflections, and two blocked kicks. He picked off a crucial pass to kill a last ditch scoring drive and preserve a 12-10 win over Indiana (Pa.) in the Division II playoffs, then underwent arthroscopic surgery on his knee after the season. In 1986 Ervin started every game at cornerback and had two interceptions, 43 tackles (25 solo), deflecting two other passes. He returned an

interception 45 yards for a score vs. Wofford. He was a standout special teams performer in 1984 and then moved into the starting lineup for the 1985 campaign, making 39 tackles (26 solo), deflecting six passes and recovering a fumble during his sophomore season. A native of Vineland, N.J., Ervin lettered twice each in football and track at Coral Springs HS in Coral Springs, Fla., where he was all-state in football in both his junior and senior years. He averaged 100 yards and two scores per game as a running back during his senior year of high school. Corris is single and was a leisure studies major at Central Florida.

MELVIN (Mel) FARR, JR. RB UCLA
6-0, 222 DOB: Aug. 12, 1966
Draft Choice #9



Mel Farr, Jr. was a two-year starter at UCLA, earning a reputation as a solid inside runner who had the strength to power his way for tough yardage up the middle. He saw action at fullback, tailback, and zoom back (tight end in motion) during his career with the Bruins. Possessing fine leaping ability and strength (a 500-pound squat), Farr last year gained 143 yards on 33 carries and caught 12 passes for 122 yards, with two scores overall. He carried the ball nine times for 41

yards and caught two passes for 51 vs. Fresno State last year, and caught a seven-yard touchdown pass to spark the Bruins from a 24-17 deficit to a 34-24 win over Arizona. Farr also caught two passes for 29 yards in UCLA's win over Florida in the Aloha Bowl. In 1986 he shared the fullback position, carrying the ball 48 times for 205 yards and two touchdowns. In 1985 he started every game at fullback after being moved to that position so he could be teamed in the backfield with Gaston Green. Farr responded by gaining 337 yards on 68 carries (a 5.0 yard average), also catching nine passes for 90 yards. He rushed for a season-high 47 yards on 11 carries vs. Arizona State, scoring once in that game. Farr rushed for 34 yards on five carries, caught a nine-yard pass, and had a 16-yard kickoff return vs. Iowa in the Rose Bowl. In 1984 he saw limited action as a fullback and tight end during his freshman campaign. He also participated in the Hula Bowl, Fiesta Bowl, and Freedom Bowl games while in college. A native of Santa Monica, Calif., Farr was all-state, all-city, and all-Catholic in football and all-regional, all-city, and all-Catholic in track at Brother Rice HS in Detroit, Mich. Mel also was named honorable mention All-America by Adidas. He lettered twice in football and three times in track as a prepster, rushing for 1,216 yards and scoring 15 times while leading the team to the Michigan state title as a senior. He also threw the discus (163-8), the shot put (50-11), and ran the 100 meter (10.2). His father, Mel Sr., was a Bruin running back (1964-66) who went on to a standout career with the Detroit Lions (1967-73), where he earned Rookie of the Year and All-Pro honors. In addition, Mel has an uncle, Miller, who played for the Denver Broncos in 1965. Mel was a sociology major at UCLA and is single. He enjoys fishing and skiing.

GARRY VAN FRANK G/C Mississippi State
6-2, 299 DOB: Dec. 20, 1964
Draft Choice #7b



Garry Frank was a talented and versatile collegiate lineman, having played several different positions during his four years at Mississippi State. He began his college career as a defensive tackle and center, moved to offensive tackle as a sophomore (1985), to nose guard as a junior (1986), and back to offensive tackle for his senior year (1987). Frank possesses tremendous strength and fine mobility. He had a reputation while in college as a hard worker who was an excel-

lent team player. He has been an aggressive player who dominated his opponents in one-on-one blocking situations. One of the strongest players ever drafted in the National Football League, Frank won the NCAA shot put championship in 1987. He holds the NCAA weightlifting records in the squat (910 pounds), the dead lift (820 pounds), and the bench press (840 pounds). This spring he won the Open Men's National Power Lifting Championship and broke the national meet total record with a 2,170 total. Frank started at right tackle last season, but missed several games due to a left leg fracture. He started at nose guard for his entire junior year, ranking sixth on the team with 78 tackles (38 solos). In 1985 he started nine of 11 games at right tackle after missing most of spring drills while competing on the school's track team. Frank won the Southeastern Conference outdoor shot put title and also competed in the NCAA outdoor championships, finishing ninth in the nation. In 1984 he started nine games at center and won the squat in one national invitational, after having been redshirted as a freshman. He was originally recruited as a defensive tackle. Born in Berlin, Wisc., Frank earned four prep letters each in football and track at Omro (Wisc.) HS, where he was an All-American in track and all-area in football. He played six positions, including fullback, while setting national prep records in the deadlift (710 pounds) and squat (700). Frank was a four-time state champ in the shot put and discus with career bests of 66 and 183 feet, respectively. Garry is single and was an education major at Mississippi State.

THEODORE ANTHONY (Ted) GREGORY NT
6-2, 270 DOB: Feb. 11, 1965
Draft Choice #1



Ted Gregory was a powerful run defender and the anchor of the Syracuse defense as the Orangemen had an 11-0 campaign in 1987. Very quick off the ball, Gregory regularly powered his way past blockers to make big plays behind the line of scrimmage. He was in the starting lineup since his freshman year and as a senior was a serious candidate for both Outland and Lombardi Trophy honors until midseason knee problems forced him to the sidelines. He possesses good speed

and mobility in the middle. In 1987 Gregory received All-American preseason honors from Street and Smith magazine. A very steady performer with excellent strength, he was named first team All-American (The Sporting News, UPI, Football News, and the Football Writers Association), in addition to being an Associated Press all-East pick. The inspirational leader in the Orangemen's march to an undefeated season, Gregory served as team tri-captain. He was off to a tremendous start, but a knee injury limited his playing time near the end of the season, and he ultimately underwent arthroscopic surgery. Nevertheless, he still finished fourth on the team with 57 tackles (38 solos), six and one-half sacks, and 11 tackles for 43 yards in losses. He caused one fumble and recovered another, also deflecting two passes. He made his presence felt as the Syracuse defense allowed only 62 yards per game on the ground during the first five games of the season. He left the Maryland game in the third quarter with a twisted knee, then reinjured the knee early in the first quarter of the Pittsburgh game, sitting out the rest of that contest and undergoing his arthroscopy following that game. He had 11 tackles and a sack vs. Virginia Tech, earning ECAC defensive player of the week honors, also posting 11 tackles vs. Missouri. He again earned ECAC defensive player of the week honors with nine tackles and a sack in a 48-21 trouncing of Penn State. Gregory made five tackles and a four-yard sack before leaving the Sugar Bowl clash vs. Auburn, reinjuring his knee in that contest. In 1986 he was off to a sensational start, but suffered a fractured leg in the second game of the season vs. Army, missing the rest of the year. He registered 19 tackles (11 solos) and one and one-half sacks in five quarters of action, including 15 tackles vs. Mississippi State. Gregory was an Associated Press all-East and all-Eastern College Athletic Con-

ference first team selection as a sophomore. He ranked fourth on the team with 86 tackles (50 solos), eight sacks, and a fumble recovery. He made 12 tackles vs. West Virginia, 10 tackles vs. Penn State, and 11 tackles vs. Navy. Gregory was a pleasant surprise as a freshman (1984) for the Orangemen, moving into the starting lineup at nose tackle and registering 80 tackles (52 solo). He was credited with a season high 12 tackles (10 solo) vs. Florida and 11 tackles (seven solo) in the Army game. A native of Queens in New York City, he was an all-state defensive lineman at East Islip HS in Long Island, N.Y., where he co-captained the football and wrestling teams, lettering three times in each sport. His prep football team lost just one game in three seasons and ranked number one in the state during his senior year. Gregory was voted by Newsday to its list of New York's top 25 players in the last 25 years, and also won the New York state heavyweight wrestling championship as a senior. Gregory's prep football coach, Sal Ciampi, also was the high school coach of former Bronco defensive lineman Lyle Alzado. Ted is married (Tomasina), and has a daughter, Nichole (5/18/85). Ted has a degree in economics from Syracuse University.

KEVIN DALE GUIDRY CB Louisiana State
6-0, 180 DOB: May 16, 1964
Draft Choice #3



Kevin Guidry was a four-year starter in the secondary at Louisiana State, moving to left cornerback in 1987 after playing on the right side for his first three years. Known as a tough, scrappy defender, Guidry also served as a key member of the special teams for the Fighting Tigers. He had 10 career interceptions, 16 passes broken up, and three fumble recoveries during his college career. Guidry last year accounted for 43 tackles (33 solo) and two interceptions, one of which came in

the final seconds vs. Georgia and preserved a 26-23 win. He had six tackles, a sack, and a fumble recovery in the Tigers' 17-3 win over Texas A & M, and had another six stops along with an interception against Rice. In 1986 Guidry started nine regular season games at right cornerback and recorded 36 tackles (30 solo), while intercepting three passes for 41 yards in returns. He had two interceptions in LSU's 35-17 win over Texas A & M that year. In 1985 he started all year at the right corner post and finished with 29 tackles (25 solo) and two interceptions. He had one interception each vs. North Carolina and Mississippi, and had a season-high six tackles in a tough 10-7 victory over Notre Dame. In 1984 Guidry earned a starting position at right cornerback and responded with 39 tackles (34 solo) and a fumble recovery. He picked off three passes in his freshman year. A native of Lake Charles, La., Guidry earned three letters each in football and track at Lake Charles HS, where he excelled as both a cornerback and tight end. He was all-district and all-state in both sports all three years, and as a senior he was the only player in Louisiana to make all-district on both offense (tight end) and defense (cornerback). Kevin was a broadcast journalism major at LSU. He is single and enjoys swimming, baseball, and basketball.

PATRICK JOSEPH (Pat) KELLY TE Syracuse
6-6, 252 DOB: Oct. 29, 1965
Draft Choice #7a



Pat Kelly was a two-year starter for the Syracuse Orangemen, compiling career regular season figures of 44 receptions for 631 yards, a 14.3 average, and four touchdowns. He emerged from spring drills in his junior year as the club's starting tight end and developed into a very good clutch receiver, creating a huge target over the middle of the field. Last year Kelly was a third team All-American pick by College and Pro Football Newsweekly, ranking second on the team

with 24 receptions for 392 yards (16.3 average) and two scores. He developed into Syracuse's main third-down receiver as a senior. Kelly caught three passes for 36 yards in a win over Penn State, also exploding for 105 yards on three receptions, including a 28-yard scoring pass, as the Orangemen defeated Pittsburgh, 24-10. He had three catches for 70 yards vs. Boston College, and came up with a 17-yard touchdown reception to set up a two-point conversion as Syracuse completed an undefeated season with a win over West Virginia in the season finale. Kelly had an eight-yard catch vs. Auburn in the Sugar Bowl. In his junior year (1986) he won the starting tight end job and finished second on the team with 20 receptions for 239 yards (12.0 average) and two touchdowns. Kelly had three receptions for 53 yards, including a season-long 28-yarder, in the Boston College game, caught a nine-yard scoring pass vs. Mississippi State, and added a 14-yard touchdown catch against Navy. In 1985 he performed on the scout team and in 1984 he was on the traveling team as a reserve tight end, but did not see varsity action. Kelly was redshirted in 1983. A native of Webster, N.Y., Kelly the co-captain and city most valuable player of both the football (1982) and basketball (1983) teams at R. L. Thomas HS in Webster. He was all-league, all-county, and all-greater Rochester at quarterback. In 1983 Kelly was the all-state center on the Section V Western basketball championship squad, and he was the 1982-83 Amateur Athlete of the Year. He also played midfield on the lacrosse team. Pat is single and has a degree in personal and industrial relations from Syracuse.


GERALD PERRY T Southern University
6-5, 304 DOB: Nov. 12, 1964
Draft Choice #2



Gerald Perry was an extremely physical player who developed into one of the most dominating blockers in the Division 1-AA ranks the last two years. He took advantage of his size and speed to easily handle his opponents in run blocking situations. Perry is a versatile athlete who also performed on the Jaguars' basketball team. He went to Southern University after beginning his college career on the junior college level in Mississippi (Northwestern State). He has

been credited with having speed, power, intelligence, and foot and hand quickness, in addition to his obvious size advantage. Perry was regarded at Southern as a team leader who served as a model for the younger players. In 1987 Perry was a consensus Division 1-AA All-American selection, also earning all-Southwestern Athletic Conference honors. He led the blocking up front as the Jaguars' running game averaged 153.6 yards per game, often completely dominating the line of scrimmage in the process. In 1986 Perry started every game at right tackle in his first year at Southern, earning second-team all-SWAC honors. He was one of the main reasons the team's running game powered its way to an average of 167.5 yards per game. He had a tremendous blocking effort as the offense exploded for a season high 471 yards, including 360 on the ground, in a 43-29 win over Texas Southern. Perry sat out the 1985 year after transferring from Northwestern Mississippi Junior College. He played in six games for the Jaguar basketball squad in 1987, averaging two points per contest. He hauled down nine rebounds from his backup center post as the team won the SWAC tournament and advanced to the NCAA Midwest Regional playoffs. A native of Columbia, S.C., Perry lettered in football as a two-way lineman and in basketball as a center at Dreher HS in Columbia. He earned 11 prep letters overall, including four each in football and basketball and three in track. While at Dreher he broke all the prep basketball scoring records set by Denver Nuggets' forward Alex English, who also attended at that school. Gerald is married (Conya) and has a son (Gerald). He was a physical education major at Southern University and lists "Ice Truck" and "The Chef" as his nicknames.

CHANNING BERNARD WILLIAMS
5-10, 221 DOB: Feb. 22, 1964
Draft Choice #10




RB
Arizona State

Channing Williams had excellent rushing statistics and developed as a receiver coming out of the backfield for Arizona State, helping the Sun Devils to have one of the best running attacks in the Pac-10 conference. Williams was regarded in college as a punishing blocker and a very agile runner with game-breaking ability. His career regular season totals show 283 carries for 1,415 yards, a 5.0 average, and 18 rushing touchdowns, in addition to 22 receptions for 153

yards and one score. He also returned 15 kickoffs for 270 yards and an 18.0 average. In 1987 Williams was a second team all-Pac 10 Conference choice, running for 697 yards and eight touchdowns on 118 carries (a 5.9 average). He also had 10 catches for 52 yards and a score. He ran for 93 yards on 11 carries, scoring three times, vs. Pacific. He rushed for 90 yards on seven carries, scoring on a 49-yard run and a three-yard reception, against Texas-El Paso. Williams powered his way for 147 yards on 20 carries against Oregon State, and picked up 64 tough yards vs. UCLA. He had 66 yards and a two-yard touchdown in a 33-28 win over the Air Force Academy in the Freedom Bowl. In 1986 he was a second team all-Pac 10 Conference and Associated Press All-American honorable mention, ranking second on the team in rushing with 540 yards (a 4.2 average) and nine scores on 129 carries, also catching 11 passes for 94 yards and adding 237 yards on 12 kickoff returns (a 19.8 average). He started all but one game and rushed for 442 yards in the last seven contests of the season. Williams had 94 yards vs. Oregon, 41 yards and a score vs. Southern California, 49 and a score vs. Utah, and a career-high 154 yards and a score in a 34-21 win over Washington. He scored four touchdowns in a rout of Wichita State, and capped his junior campaign by gaining 69 yards on 18 carries in a 22-15 victory over Michigan in the Rose Bowl. In 1985 Williams ran for 123 yards and one touchdown on 27 carries (a 4.6 average), with his season high of 42 yards coming against USC. A redshirt in 1984, he saw limited action as a freshman in 1983, running for 55 yards on nine carries, with his season-high of 34 yards on five attempts coming vs. Oregon State. A native of Amarillo, Tx., Williams was all-state and the 1982 Northern California Player of the Year as a running back at Grant HS in Sacramento, Calif., where he was selected to the Long Beach Press-Telegram's "Best of the West" list. Williams lettered three times each in football and baseball and twice in basketball. He rushed for 1,520 yards (a 7.2 average) and 16 touchdowns as a senior, adding 341 yards and three more scores on 19 pass receptions. He gained over 3,000 yards during his prep career. He twice was named all-city and all-league in football, and in baseball he earned all-league honors three times and all-city and all-Northern California honors twice. Williams batted .434 with 39 stolen bases as a junior, picking up MVP accolades. He was also all-league and all-city in basketball. Channing is single and was a history major at Arizona State.

THE 1987 SEASON



S MIKE HARDEN, WHO LAST YEAR LED THE TEAM IN INTERCEPTIONS FOR THE FOURTH CONSECUTIVE YEAR.

FINAL STATISTICS

REGULAR SEASON (10-4-1)

Date	Result	Opponent	Denver	Opponent	Attend.
9/13	W	Seattle	40	17	75,999
9/20	*T	at Green Bay	17	17	50,624
10/4	L	Houston	10	40	38,494
10/12	W	Raiders	30	14	61,230
10/18	W	at Kansas City	26	17	20,296
10/26	L	at Minnesota	27	34	51,011
11/1	W	Detroit	34	0	75,172
11/8	L	at Buffalo	14	21	63,698
11/8	L	at Buffalo	14	21	75,783
11/16	W	Chicago	31	29	61,318
11/22	W	at Raiders	23	17	61,880
11/29	W	at San Diego	31	17	75,795
12/6	W	New England	31	20	61,759
12/13	L	at Seattle	21	28	75,053
12/19	W	Kansas City	20	17	21,189
12/27	W	San Diego	24	0	

*Overtime

TEAM STATISTICS

	Broncos	Opponents
TOTAL FIRST DOWNS	331	277
Rushing	132	103
Passing	173	148
Penalty	26	26
Third Down Made/Attempts	106/224	64/183
Fourth Down Made/Attempts	6/13	5/12
TOTAL NET YARDS	5624	4813
Average Per Game	374.9	320.9
Total Plays	1070	941
Average Per Play	5.3	5.1
NET YARDS RUSHING	1970	2017
Average Per Game	131.3	134.5
Total Rushes	510	454
NET YARDS PASSING	3654	2796
Average Per Game	243.6	186.4
Tackled/Yards Lost	30/220	31/244
Gross Yards Passing	3874	3040
Attempts/Completions	530/285	456/261
Pct. of Completions	53.8%	57.2%
Had Intercepted	19	28
PUNTS/AVERAGE	65/39.9	75/42.1
NET PUNTING AVERAGE	31.6	33.5
PENALTIES/YARDS	95/812	96/785
FUMBLES/BALL LOST	29/17	35/19
TOUCHDOWNS	45	36
Rushing	18	16
Passing	24	15
Returns	3	4

TEAM STATISTICS (Continued)

SCORE BY PERIODS		1	2	3	4	OT	Total	
BRONCOS		92	110	79	98	0	379	
OPPONENTS		70	110	64	44	0	288	
SCORING		TD-Ru	Pa	Rt	PAT	FG	S	TP
Karlis		0	0	0	37/37	18/25	0	91
V. Johnson		0	7	0	0/0	0/0	0	42
Winder		6	1	0	0/0	0/0	0	42
Elway		4	0	0	0/0	0/0	0	24
Lang		2	2	0	0/0	0/0	0	24
Massie		0	4	0	0/0	0/0	0	24
Sewell		2	1	0	0/0	0/0	0	18
Clendenen		0	0	0	7/7	3/4	0	16
Dudek		2	0	0	0/0	0/0	0	12
M. Jackson		0	2	0	0/0	0/0	0	12
Micho		0	2	0	0/0	0/0	0	12
Nattiel		0	2	0	0/0	0/0	0	12
Boddie		1	0	0	0/0	0/0	0	6
Clark		0	0	1	0/0	0/0	0	6
Haynes		0	0	1	0/0	0/0	0	6
Hunley		0	0	1	0/0	0/0	0	6
Mobley		0	1	0	0/0	0/0	0	6
Poole		1	0	0	0/0	0/0	0	6
Swanson		0	1	0	0/0	0/0	0	6
Watson		0	1	0	0/0	0/0	0	6
Ryan		0	0	0	0/0	0/0	1	2
BRONCOS	18	24	3	44/45	21/29	1	379	
OPPONENTS	16	15	4	32/35	14/21	2	288	
SACKS:		R. Jones 7.0	Mecklenburg 7.0	Fletcher 4.0				
		Kragen 2.0	Lucas 2.0	Ryan 1.5				
		Tupper 1.5	Brooks 1.0	Hunley 1.0				
		Robbins 1.0	Townsend 1.0	Wilson 1.0				
		Bowyer 0.5	Woodard 0.5					
BRONCOS 31.0, OPPONENTS 30.0								

RUSHING

	No.	Yds.	Avg.	LG	TD
Winder	196	741	3.8	19	6
Elway	66	304	4.6	29	4
Lang	89	303	3.4	28	2
Dudek	35	154	4.4	16	2
Willhite	26	141	5.4	29	0
Poole	28	126	4.5	15	1
Sewell	19	83	4.4	17	2
Caldwell	16	53	3.3	7	0
Bell	13	43	3.3	11	0
Nattiel	2	13	6.5	10	0
Micho	4	8	2.0	5	0
Boddie	3	7	2.3	4	1
Karcher	9	3	0.3	8	0
Kubiak	1	3	3.0	3	0
May	2	-4	-2.0	-2	0
V. Johnson	1	-8	-8.0	-8	0
BRONCOS	510	1970	3.9	29	18
OPPONENTS	454	2017	4.4	72	16

PASSING

	Att.	Comp.	Yds.	Pct.	Avg./Att.	TD
Elway	410	224	3198	54.6	7.80	19
Karcher	102	56	628	54.9	6.16	5
Kubiak	7	3	25	42.9	3.57	0
May	5	0	0	0.0	0.00	0
McGuire	3	2	23	66.7	7.67	0
V. Johnson	1	0	0	0.0	0.00	0
Lang	1	0	0	0.0	0.00	0
Willhite	1	0	0	0.0	0.00	0
Sewell	0	0	0	—	—	0
BRONCOS TOTAL	530	285	3874	53.8	7.31	24
Opponents Total	456	261	3040	57.2	6.67	15

	Pct. TD	Int.	Pct. Int.	LG	TKD/ Lost	Rating
Elway	4.6	12	2.9	72T	20/138	83.4
Karcher	4.9	4	3.9	49	5/45	73.5
Kubiak	0.0	2	28.6	17	2/14	13.1
May	0.0	1	20.0	0	1/7	0.0
McGuire	0.0	0	0.0	13	0/0	89.6
V. Johnson	0.0	0	0.0	0	0/0	39.6
Lang	0.0	0	0.0	0	1/7	39.6
Willhite	0.0	0	0.0	0	0/0	39.6
Sewell	—	0	—	0	1/9	0.0
BRONCOS TOTAL	4.5	19	3.6	72T	30/220	77.5
Opponents Total	3.3	28	6.1	51T	31/244	62.9

RECEIVING

	No.	Yds.	Avg.	LG	TD
V. Johnson	42	684	16.3	59T	7
Nattiel	31	630	20.3	54	2
Kay	31	440	14.2	30	0
M. Jackson	26	436	16.8	52	2
Micho	25	242	9.7	26T	2
Lang	17	130	7.6	29	2
Mobley	16	228	14.3	28	1
Winder	14	74	5.3	13	1
Massie	13	244	18.8	39T	4
Sewell	13	209	16.1	72T	1
Watson	11	167	15.2	49	1
Boddie	9	85	9.4	26	0
Willhite	9	25	2.8	6	0
Dudek	7	41	5.9	19	0
Swanson	6	87	14.5	35T	1
Andrews	4	53	13.3	20	0
Brown	4	40	10.0	18	0
Brown	4	34	8.5	14	0
Caldwell	4	34	8.5	14	0
Poole	1	9	9.0	9	0
Bell	1	8	8.0	8	0
Payne	1	8	8.0	8	0
BRONCOS TOTAL	285	3874	13.6	72T	24
Opponents Total	261	3040	11.6	51T	15

INTERCEPTIONS

	No.	Yds.	Avg.	LG	TD
Harden	4	85	21.3	32	0
Clark	3	105	35.0	50	0
Haynes	3	39	13.0	25	1
Lilly	3	29	9.7	24	0
Mecklenburg	3	23	7.7	16	0
Robbins	3	9	3.0	9	0
Ryan	3	7	2.3	5	0
Hunley	2	64	32.0	52T	1
D. Smith	2	21	10.5	15	0
Lucas	1	11	11.0	11	0
Dennison	1	10	10.0	10	0
BRONCOS TOTAL	28	403	14.4	52T	2
Opponents Total	19	362	19.1	103T	2

PUNTING

	No.	Yds.	Avg.	TB	In 20	LG	Blk
Giacomarro	18	757	42.1	1	4	50	0
Horan	44	1807	41.1	5	11	61	2
Elway	1	31	31.0	0	1	31	0
BRONCOS TOTAL	65	2595	39.9	6	16	61	2
Opponents Total	75	3158	42.1	8	15	62	0

FIELD GOALS

	1-19	20-29	30-39	40-49	50 +
Karlis	0/0	9/9	4/6	4/7	1/3
Clendenen	0/0	1/1	2/2	0/1	0/0
BRONCOS TOTAL	0/0	10/10	6/8	4/8	1/3
Opponents Total	0/0	4/5	7/8	3/8	0/0

Karlis: (37G, 42G, 35G, 29G) (38G, 40N) () () (43G, 51G) (28G, 49N, 29G) () (27G) (49G, 31G, 41N, 20G) (27G, 39N) (52N, 24G) (55N) (20G, 43G) (35N, 26G)

Clendenen: () () (28G) (31G, 40N) (35G)
 BRONCOS: (37G, 42G, 35G, 29G) (38G, 40N) (28G) (31G, 40N) (35G) (43G, 51G) (28G, 49N, 29G) () (27G) (49G, 31G, 41N, 20G) (27G, 39N) (52N, 24G) (55N) (20G, 43G) (35N, 26G)
 OPPONENTS: (25G) (32G, 47N) (43G, 39G, 44G, 27G) () (25G) () (42N, 47N, 49N) (30G) (42G) (34G) (32G) (36G, 27G) () (33G, 49N, 37N) (26N)

PUNT RETURNS

	No.	FC	Yds.	Avg.	LG	TD
Clark	18	1	233	12.9	71T	1
Nattiel	12	1	73	6.1	14	0
Swanson	9	1	132	14.7	33	0
Willhite	4	1	22	5.5	9	0
Harden	2	0	11	5.5	7	0
Lilly	2	0	6	3.0	4	0
V. Johnson	1	0	9	9.0	9	0
BRONCOS TOTAL	48	4	486	10.1	71T	1
Opponents Total	34	7	424	12.5	85T	2

KICKOFF RETURNS

	No.	Yds.	Avg.	LG	TD
Bell	15	323	21.5	42	0
Swanson	9	234	26.0	50	0
V. Johnson	7	140	20.0	34	0
Lang	4	78	19.5	25	0
Nattiel	4	78	19.5	25	0
Brown	3	57	19.0	28	0
Clark	2	33	16.5	25	0
Ryan	2	9	4.5	9	0
BRONCOS TOTAL	46	952	20.7	50	0
Opponents Total	61	1168	19.1	50	0

FINAL DEFENSIVE STATISTICS

(Official totals from coaches)

REGULAR SEASON

Player	No. Plays	Tackles	Assists	Total	Sacks	Yds. Lost	Int.	Yds. PD	FR	FF
*Barnes	0	0	0	0	0	0	0	0	0	0
Bowyer	336	41	20	61	½	1	0	0	2	0
Brooks	203	5	3	8	1	16	0	0	0	1
Bryan, S.	158	14	6	20	0	0	0	0	0	0
Castille	300	35	3	38	0	0	0	0	1	0
Clark	251	15	13	28	0	0	3	93	3	0
*David	0	0	0	0	0	0	0	0	0	0
Dennison	290	22	8	30	0	0	1	10	3	0
*Dodge	51	9	2	11	0	0	0	0	0	0
*Fitzhugh	87	11	1	12	0	0	0	0	1	0
Fletcher	565	49	21	70	4	30	0	0	0	1
Gilbert	144	6	8	14	0	0	0	0	1	1
Harden	781	63	24	87	0	0	4	85	8	0
*Harrison	0	0	0	0	0	0	0	0	0	0
Hunley	503	67	37	104	1	3	2	64	4	0
*Jackson, R.	154	14	6	20	0	0	0	0	1	0
*Johnson, E.	194	14	7	21	0	0	0	0	1	0
*Joiner	155	15	11	26	0	0	0	0	0	0
Jones, D.	9	1	0	1	0	0	0	0	0	0
*Jones, L.	79	4	2	6	0	0	0	0	0	0
Jones, R.	740	45	43	88	7	59	0	0	2	0
Klostermann	1	0	0	0	0	0	0	0	0	0
*Knox	24	4	1	5	0	0	0	0	0	0
Kragen	390	48	30	78	2	3	0	0	1	0
Lilly	671	64	31	95	0	0	2	5	3	2
*Lobenstein	41	3	0	3	0	0	0	0	0	0
Lucas	163	11	4	15	2	18	1	11	1	0
*MacDonald	3	0	1	1	0	0	0	0	0	0
*McLean	56	2	3	5	0	0	0	0	0	0
Mecklenburg	714	81	16	97	6	47	3	23	4	1
Munford	0	0	0	0	0	0	0	0	0	0
*Pickens	0	0	0	0	0	0	0	0	0	0
Plummer	23	0	0	0	0	0	0	0	0	0
Robbins	409	45	6	51	1	14	2	9	5	0
*Rudolph	79	5	1	6	0	0	0	0	0	0
*Russell	34	2	0	2	0	0	0	0	0	0
Ryan	689	96	29	125	1½	7	2	2	2	1
Smith, D.	281	25	10	35	0	0	2	21	2	2
*Smith, M.	7	1	1	2	0	0	0	0	0	0
Townsend	615	42	15	57	1	9	0	0	0	0
*Tupper	164	18	4	22	1½	0	0	0	0	0
Wilson	352	32	4	36	1	8	0	0	1	0
*Winn	181	28	12	40	0	0	0	0	1	1
*Woodard	88	6	4	10	½	10	0	0	0	0

* Indicates players no longer with team.

BRONCO DEPTH CHART

Depth Chart for Super Bowl XXII

(This does not include players signed for 1988, nor players who spent all of the 1987 season on injured reserve)

OFFENSE

WR	82	Vance Johnson	84	Ricky Nattiel				
LT	70	Dave Studdard	72	Keith Kartz	74	Dan Remsberg		
LG	54	Keith Bishop	68	Larry Lee				
C	62	Mike Freeman	68	Larry Lee				
RG	79	Stefan Humphries	68	Larry Lee				
RT	76	Ken Lanier	72	Keith Kartz	74	Dan Remsberg		
TE	88	Clarence Kay	89	Orson Mobley	46	Bobby Micho	86	Mitch Andrews
WR	80	Mark Jackson	81	Steve Watson	83	Sam Graddy		
QB	7	John Elway	8	Gary Kubiak	12	Ken Karcher		
RB	23	Sammy Winder	30	Steve Sewell	35	Ken Bell	24	Tony Boddie
RB	33	Gene Lang	46	Bobby Micho				

DEFENSE

LE	61	Andre Townsend	90	Freddie Gilbert	65	Walt Bowyer
NT	71	Greg Kragen	95	Steve Bryan		
RE	75	Rulon Jones	65	Walt Bowyer		
LOLB	73	Simon Fletcher	97	Bruce Klostermann		
LILB	77	Karl Mecklenburg	55	Rick Dennison		
RILB	98	Ricky Hunley	55	Rick Dennison		
ROLB	50	Jim Ryan	56	Michael Brooks	59	Tim Lucas
LCB	36	Mark Haynes	38	Bruce Plummer		
RCB	45	Steve Wilson	28	Jeremiah Castille		
SS	49	Dennis Smith	48	Randy Robbins	34	Tyrone Braxton
FS	22	Tony Lilly	27	Kevin Clark		

SPECIALISTS

P	2	Mike Horan	7	John Elway		
K	3	Rich Karlis	50	Jim Ryan		
KO	3	Rich Karlis	2	Mike Horan		
H	8	Gary Kubiak	2	Mike Horan		
PC	54	Keith Bishop	68	Larry Lee		
KC	54	Keith Bishop	68	Larry Lee		
PR	27	Kevin Clark	84	Ricky Nattiel		
KR	33	Gene Lang	35	Ken Bell	82	Vance Johnson

Note: Bronco starters on injured reserve for Super Bowl XXII were C Billy Ryan, S Mike Harden, and RB Gerald Willhite.

PRONUNCIATION GUIDE: BOWYER (BOY-er), CASTILLE (Cas-TEEL), KARLIS (CAR-liss), KUBIAK (KOOB-ee-ak), HORAN (hor-AN), MICHIO (MITCH-oh), NATTIEL (Nah-TEEL).

1987 TEAM CAPTAINS: Offense—John Elway, Keith Bishop (alternate)
 Defense—Mike Harden, Rulon Jones (alternate)
 Special Teams—Selected Weekly

DENVER BRONCOS 1988 VETERAN ROSTER

This does not include players signed for 1988.

No.	Name	Pos.	Height	Weight	Birthdate	NFL Exp.	College	Hometown of High school	How Acq.	'87 Games/Starts
86	Andrews, Mitch	TE	6-2	239	3/4/64	2	Louisiana State	Houma, LA	FA '87	8/3
87	Bell, Ken	RB	5-10	190	11/16/64	3	Boston College	Greenwich, CT	FA '86	12/1
88	Bishop, Keith	C/G	6-3	265	3/10/57	8	Baylor	La Jolla, CA	D6 '80	12/12
24	Boddie, Tony	RB	5-11	188	11/11/60	3	Montana State	Portsmouth, WA	FA '86	5/0
65	Bowyer, Walt	DE	6-4	260	9/8/60	5	Arizona State	Wilkinsburg, PA	FA '87	15/3
34	Braxton, Tyrone	S	5-11	174	12/17/64	2	No. Dakota State	Madison, WI	D12 '87	2/0
56	Brooks, Michael	LB	6-1	235	10/2/64	2	Louisiana State	Rustin, LA	D3 '87	12/0
64	Bryan, Billy	C	6-2	255	9/21/55	12	Duke	Burlington, N.C.	D4 '77	4/4
95	Bryan, Steve	NT	6-2	255	5/6/64	2	Oklahoma	Wagoner, OK	FA '87	4/3
28	Castille, Jeremiah	CB/S	5-10	175	1/15/61	6	Alabama	Columbus, GA	Waivers '87	11/0
27	Clark, Kevin	S	5-10	185	6/8/64	2	San Jose State	Salto, CA	FA '87	11/3
69	Colorito, Tony	NT	6-5	260	9/8/64	2	So. California	Brooklyn, N.Y.	D5 '86	0/0
55	Dennison, Rick	LB	6-3	220	6/22/58	7	Colorado St.	Kallispel, MT	FA '82	12/0
33	Dorsett, Tony	RB	5-11	189	4/7/54	12	Pittsburgh	Alquippa, PA	Trade '88	12/6
7	Elway, John	QB	6-3	210	6/28/60	6	Stanford	Port Angeles, WA	Trade '88	12/12
73	Fletcher, Simon	DE/LB	6-5	240	2/18/62	4	Houston	Bay City, TX	D2b '85	12/12
62	Freeman, Mike	G	6-3	256	10/13/61	4	Arizona	Mt. Holly, N.J.	FA '84	13/9
90	Gilbert, Freddie	DE	6-4	275	4/8/62	3	Georgia	Griffin, GA	SD1 '84	7/3
83	Graddy, Sam	WR	5-10	165	2/10/64	2	Tennessee	Gaffney, S.C.	FA '87	1/0
31	Harden, Mike	CB/S	6-1	192	2/16/59	9	Michigan	Memphis, TN	D5a '80	12/12
36	Haynes, Mark	CB	5-11	195	1/6/58	5	Colorado	Kansas City, KS	T(NYG) '86	12/12
78	Hood, Winford	G	6-3	265	3/29/62	5	Georgia	Atlanta, GA	FA '87	3/2
2	Horan, Mike	P	5-11	190	2/1/59	5	Long Beach State	Orange, CA	FA '86	12/0
79	Humphries, Stefan	G	6-3	268	1/20/62	5	Michigan	Broward, FL	T(Chi) '87	7/7
98	Hunley, Ricky	LB	6-2	238	11/11/61	5	Arizona	Petersburg, VA	T(Cin) '84	12/12
80	Jackson, Mark	WR	5-10	180	7/23/63	3	Purdue	Chicago, IL	D6b '86	12/9
82	Johnson, Vance	WR	5-11	174	3/13/63	4	Arizona	Trenton, N.J.	D2a '85	11/9
20	Jones, Darryl	S	6-0	193	3/23/62	2	Georgia	Decatur, GA	FA '87	1/1
75	Jones, Rulon	DE	6-6	260	3/25/58	9	Utah State	Salt Lake City, UT	D2 '80	12/12
12	Karcher, Ken	QB	6-3	205	7/1/63	2	Tulane	Pittsburgh, PA	FA '87	3/3
3	Karlis, Rich	K	6-0	180	5/23/59	7	Cincinnati	Salem, OH	FA '82	12/0
72	Kartz, Keith	T	6-4	270	5/5/63	2	California	Las Vegas, NV	FA '87	12/3
88	Kay, Clarence	TE	6-2	237	7/30/61	5	Georgia	Seneca, S.C.	D7 '84	12/12
97	Klostermann, Bruce	LB	6-4	232	4/17/63	2	So. Dakota State	Dubuque, IA	D8 '86	9/0
71	Kragen, Greg	NT	6-3	260	3/4/62	4	Utah St.	Chicago, IL	FA '85	12/9
8	Kubiak, Gary	QB	6-0	192	8/15/61	6	Texas A & M	Houston, TX	D8 '83	12/0
25	Lang, Gene	RB	5-10	206	3/15/62	4	Louisiana State	Pass Christian, MS	D1 '84	12/6
76	Lanier, Ken	T	6-3	269	7/8/59	8	Florida St.	Columbus, OH	D5 '81	12/12
68	Lee, Larry	G/C	6-2	263	9/10/59	8	UCLA	Dayton, OH	T(Mia) '87	9/5
22	Lilly, Tony	S	6-0	199	2/16/62	5	Florida	Alexandria, VA	D3 '84	13/9
59	Lucas, Tim	LB	6-3	230	4/3/61	2	California	Stockton, CA	FA '87	11/3
29	Marshall, Warren	RB	6-0	216	7/24/64	2	James Madison	High Point, N.C.	D6 '87	1/0
85	Massie, Rick	WR	6-1	190	1/16/60	2	Kentucky	Paris, KY	FA '87	9/4
77	Mecklenburg, Karl	DE/LB	6-3	230	9/1/60	6	Minnesota	Edina, MN	D12 '83	15/3
46	Micho, Bobby	RB	6-3	235	3/7/62	4	Texas	Omaha, NE	Waivers '86	10/6
89	Mobley, Orson	TE	6-5	259	3/4/63	3	Salem College	Brooksville, FL	D6a '86	10/6
51	Munford, Marc	LB	6-2	231	2/14/65	2	Nebraska	Lincoln, NE	D4 '87	12/0
84	Nattiel, Ricky	WR	5-9	180	1/25/66	2	Florida	Gainesville, FL	D1 '87	12/3
38	Plummer, Bruce	CB	6-1	197	9/1/64	2	Mississippi State	Bogalusa, LA	D9 '87	11/0
72	Provence, Andrew	DE	6-3	270	3/8/61	6	South Carolina	Savannah, GA	Trade '88	5/1
74	Rembsberg, Dan	T	6-6	275	4/7/62	3	Ablene Christian	Temple, TX	FA '86	5/0
48	Robbins, Randy	S	6-2	189	9/14/62	5	Arizona	Casa Grande, AZ	D4 '84	10/4
50	Ryan, Jim	LB	6-1	225	5/18/57	10	William and Mary	Bellmawr, N.J.	FA '79	14/14
30	Sewell, Steve	RB	6-3	210	4/2/63	4	Oklahoma	San Francisco, CA	D1 '85	7/0
49	Smith, Dennis	S	6-3	200	2/3/59	8	So. California	Santa Monica, CA	D1 '81	6/6
70	Studdard, Dave	DE/NT	6-4	260	11/22/55	10	Texas	San Antonio, Texas	FA '79	14/14
61	Townsend, Andre	CB	6-3	265	10/8/62	5	Mississippi	Chicago, IL	D2 '84	12/11
81	Watson, Steve	WR	6-4	195	5/28/57	10	Temple	Baltimore, MD	FA '79	5/1
47	Wilhite, Gerald	RB	5-10	200	5/30/59	7	San Jose State	Sacramento, CA	D1 '82	3/1
45	Wilson, Steve	CB	5-10	195	8/25/57	10	Howard	Los Angeles, CA	FA '82	11/5
23	Winder, Sammy	CB	5-11	203	7/15/59	7	So. Mississippi	Madison, MS	D5 '82	12/10

#-indicates Option payout; subject to developments.
*-indicates missed '87 season due to injury.

HOW THE BRONCOS WERE BUILT

Year	Draft	Trades	Free Agents/ Waivers
1977 12-2-0 1st, AFC West AFC Champions	C Billy Bryan (4) IR		LB Jim Ryan* T Dave Studdard** WR Steve Watson*
1979 10-6-0 2nd, AFC West			
1980 8-8-0 4th/ AFC West	DE Rulon Jones (2) DB Mike Harden (5a) C/G Keith Bishop (6)		
1981 10-6-0 2nd, AFC West	SS Dennis Smith (1) IR T Ken Lanier (5)		LB Rick Dennison** K Rich Karlis** CB Steve Wilson**
1982 2-7-0 5th, AFC West	RB Gerald Willhite (1) IR RB Sammy Winder (5)		
1983 9-7-0 3rd, AFC West	QB Gary Kubiak (8) LB Karl Mecklenburg (12)	QB John Elway (from Baltimore)	
1984 13-3-0 1st, AFC West	NT Andre Townsend (2) FS Tony Lilly (3) SS Randy Robbins (4) IR TE Clarence Kay (7) RB Gene Lang (II)	LB Ricky Hunley (from Cincinnati)	NT Greg Kragen*
1985 11-5-0 2nd, AFC West	RB Steve Sewell (1) WR Vance Johnson (2a) DE Simon Fletcher (2b)		
1986 11-5-0 1st, AFC West AFC Champions	G/T Jim Juriga (4) IR NT Tony Colorito (5) IR TE Orson Mobley (6a) WR Mark Jackson (6b) LB Bruce Klostermann (8)	CB Mark Haynes (from NY Giants)	RB Ken Bell* DE Freddie Gilbert (Sup. Draft '84) P Mike Horan** TE/ Bobby Micho RB (Waivers/SD) T Dan Remsberg**
1987 10-4-1 1st, AFC West	WR Ricky Nattiel (1) LB Michael Brooks (3) LB Marc Munford (4) IR RB Warren Marshall (6) CB Bruce Plummer (8) DB Rafe Wilkinson (10) IR DB Tyrone Braxton (12)	G Stefan Humphries (from Chicago) G/C Larry Lee (from Miami)	TE Mitch Andrews** T Dave Baran** IR DE Walt Bowyer** DB Jeremiah Castille** WR Sam Graddy* WR Winford Hood** IR T Keith Kartz** DE Richard Reed* IR DL Steve Bryan** CB Kevin Clark** G/ Mike Freeman** C DB Daryll Jones** IR QB Ken Karcher** LB Tim Lucas** WR Rick Massie** IR RB Tony Boddie**

Number in parentheses after draft choices indicates the round in which the player was taken. IR—indicates player currently on Denver's Injured Reserve list.

* — indicates player was a rookie free agent when he joined the Broncos.

** — indicates player was an NFL veteran or had been in other camps before joining the Broncos.

Sup. Draft '84 — (Freddie Gilbert) Taken in the first round of the 1984 NFL supplemental draft.

Waivers/SD — (Bobby Micho) Drafted by Denver in the 10th round in 1984. Returned to Denver via waivers in 1986.

Winford Hood was originally drafted by Denver in 1984 (8a).

Walt Bowyer was originally drafted by Denver in 1983 (10).

SPECIAL TEAM LEADERS

	T	T/20	TA	TA/20	FC	FR	KD	TOTAL PTS.
Andrews	0	0	0	0	0	0	2	2
Bell	6	1	1	1	0	0	3	11
Bishop	3	0	1	0	0	0	1	5
Boddie	1	1	0	0	0	1	3	6
Braxton	3	0	0	0	0	0	0	3
Brooks	1	0	0	0	0	0	0	1
Castille	2	0	1	0	0	0	1	4
Clark	5	0	1	0	0	1	1	8
Dennison	3	2	4	1	1	0	12	23
Dodge	2	0	0	1	0	0	3	6
Fitzhugh	0	0	2	0	0	0	1	3
Fletcher	4	0	0	0	0	0	1	5
Harden	1	0	0	0	0	0	1	2
Johnson	1	2	1	0	0	0	0	4
Jones, D.K.	0	1	0	0	0	0	0	1
Jones, L.	1	0	1	0	0	0	0	2
Karlis	1	0	1	0	0	0	0	2
Kay	0	2	0	0	0	0	4	6
Klostermann	2	4	3	1	1	0	4	15
Knox	5	0	0	1	0	0	3	9
Lilly	1	0	0	0	0	0	0	1
Locklin	1	1	0	0	0	0	2	4
Lucas	7	2	0	0	0	1	7	17
MacDonald	0	0	1	0	0	0	6	6
Marshall	0	0	0	0	0	0	1	1
Massie	0	0	1	0	0	0	0	1
Micho	5	0	4	1	0	0	10	20
Mobley	0	0	0	0	0	0	4	4
Munford	5	1	2	2	0	2	8	20
Nattiel	0	0	0	0	0	0	1	1
Peavey	0	0	0	0	0	0	2	2
Plummer	7	3	2	2	0	0	3	17
Robbins	5	1	4	0	0	0	1	11
Russell	1	1	2	0	1	0	1½	6½
Ryan	1	1	1	0	0	0	0	3
Wilson	0	0	0	0	0	0	1	1
Winder	0	0	0	0	0	0	2	2
Winn	1	0	0	0	0	0	1	2

T-Tackles; T/20-Tackle Inside 20; TA-Tackle Assist; TA/20-Tackle Assist Inside 20; FC-Fumble Caused; FR-Fumble Recovered; KD-Knock-Down Block on Punt or Kickoff.

TOP PERFORMANCES OF 1987

Individual

RUSHING — Attempts: Gene Lang, 24, at San Diego (11/29). Yards; Joe Dudek, 128, vs. Los Angeles Raiders (10/12). **PASSING** — Percentage; John Elway, .688 on 22 of 32 attempts, vs. Seattle (9/13). Yards; John Elway, 347, at San Diego (11/29). Touchdowns; John Elway, 4, vs. Seattle (9/13). **RECEIVING** — Number; Bobby Micho, 9, at Kansas City (10/18) and vs. Houston (10/4). Yards; Ricky Nattiel, 118, at San Diego (11/29). **INTERCEPTIONS** — Number; Four players with two. Yards; Ricky Hunley, 52, vs. San Diego (12/27). **KICKOFF RETURNS** — Number; Ken Bell, 4, vs. New England (12/6), and Shane Swanson, 4, vs. Houston (10/4). Yards; Ken Bell, 92, at Seattle (12/13). **PUNT RETURNS** — Number; Kevin Clark, 6, vs. San Diego (12/27), and Shane Swanson, 6, at Kansas City (10/18). Yards; Kevin Clark, 144, vs. San Diego (12/27). **SCORING** — Rich Karlis, 16 points, vs. Seattle (9/13). **TOUCHDOWNS** — Four players with two.

Team

TOTAL OFFENSE — 522 (175 rushing, 347 passing), at San Diego (11/29). **RUSHING** — 212 vs. Detroit (11/1). **PASSING** — 347 at San Diego (11/29). **SCORING** — 40 vs. Seattle (9/13). **TOTAL DEFENSE** — 151 (43 rushing, 108 passing), vs. San Diego (12/27). **RUSHING DEFENSE** — 43 vs. San Diego (12/27). **PASSING DEFENSE** — 100 at Green Bay (9/20). **SCORING DEFENSE** — 0 vs. San Diego (12/27), and 0 vs. Detroit (11/1).

Longest Plays

RUN FROM SCRIMMAGE — John Elway, 29, at San Diego (11/29), and Gerald Willhite, 29, at Minnesota (10/26). **PASS PLAY** — John Elway to Steve Sewell, 72t, vs. Seattle (9/13). **KICKOFF RETURN** — Shane Swanson, 50, at Kansas City (10/18). **PUNT RETURN** — Kevin Clark, 71t, vs. San Diego (12/27). **INTERCEPTION RETURN** — Ricky Hunley, 52t, vs. San Diego (12/27). **PUNT** — Mike Horan, 61, vs. Kansas City (12/19). **FIELD GOAL** — Rich Karlis, 51, at Minnesota (10/26).



1987 GAME-BY-GAME OFFENSE

	DENVER BRONCOS STATISTICS										PEN.															
	Page 1 OFFENSE					RUSHING					PASSING					PEN.										
	TOTAL	1ST DOWNS	3RD DOWNS	EFFICIENCY	NET YDS.	AVG./GAME	PLAYS	AVG./PLAY	NET YDS.	AVG./GAME	ATTEMPTS	AVG./RUSH	NET YDS.	AVG./GAME	TKLD.	YDS. LOST	GROSS YDS.	ATTEMPTS	COMP.	PCT.	INT.	NO.	YDS. LOST			
SEATTLE	25	9	16	0	14	7	50.0%	504	504.0	73	6.9	166	166.0	41	4.0	338	338.0	0	0	338	32	22	.688	1	4	35
at Green Bay (Milw.)	29	14	14	1	19	12	63.2%	478	491.0	95	5.0	197	181.5	45	4.4	281	309.5	1	4	285	49	30	.612	3	10	63
HOUSTON	14	2	9	3	17	4	23.5%	220	400.7	66	3.3	38	133.7	16	2.4	182	267.0	5	44	226	45	22	.489	3	7	60
LA RAIDERS	24	14	7	3	12	3	25.0%	345	386.8	70	4.9	204	151.3	43	4.7	141	235.5	1	8	149	26	11	.423	0	8	61
at Kansas City	23	9	11	3	13	6	46.2%	373	384.0	74	5.0	98	140.6	35	2.8	275	243.4	0	0	275	39	25	.641	2	6	50
at Minnesota	21	8	10	3	14	4	28.6%	329	374.8	71	4.6	123	137.7	27	4.6	206	237.2	5	39	245	39	22	.564	1	10	128
DETROIT	28	15	12	1	16	10	62.5%	460	387.0	75	6.1	212	148.3	39	5.4	248	238.7	3	23	271	33	19	.576	0	7	59
at Buffalo	12	5	7	0	12	2	16.7%	215	365.5	55	3.9	76	139.3	22	3.5	139	226.3	3	24	163	30	13	.433	0	7	45
CHICAGO	26	8	16	2	11	6	54.5%	439	373.8	68	6.5	98	134.7	27	3.6	341	239.1	0	0	341	41	21	.512	2	5	57
at LA Raiders	19	7	11	1	16	9	56.3%	403	376.6	69	5.8	127	133.9	38	3.3	276	242.7	2	22	298	29	16	.552	0	7	48
at San Diego	31	13	15	3	15	12	80.0%	522	389.8	79	6.6	175	137.6	47	3.7	347	252.1	0	0	347	32	21	.656	1	3	26
NEW ENGLAND	21	7	12	2	15	6	40.0%	371	388.3	71	5.2	112	135.5	32	3.5	259	252.8	2	6	265	37	17	.459	1	6	51
at Seattle	20	4	14	2	16	8	50.0%	380	387.6	66	5.8	72	130.6	18	4.0	308	257.0	5	27	335	43	21	.488	2	6	61
KANSAS CITY	22	9	12	1	15	8	53.3%	369	386.4	72	5.1	143	131.5	40	3.6	226	254.9	1	11	237	31	18	.581	0	7	58
SAN DIEGO	15	8	6	1	17	6	35.2%	215	374.9	66	3.3	129	131.3	40	3.2	86	243.6	2	12	98	24	7	.292	3	2	10

DENVER BRONCOS STATISTICS PAGE 2 OFFENSE

	PUNTS			PUNT RTNs.			KICK RTNs.			MISC. RTNs.			INT. RTNs.			FUM-BLES		SCORING						TIME OF POSSESSION	
	NO.	YARDS	AVG.	NO.	YARDS	AVG.	NO.	YARDS	AVG.	RETURN	YARDS	AVG.	NO.	YARDS	AVG.	NO.	LOST	TOTAL TDs	RUSH	PASS	RETURN	PATs	FGs		TOTAL PTS.
SEATTLE	1	37	37.0	3	11	3.7	1	25	25.0				3	45	15.0	1	1	4	0	4	0	4-4	4-4	40	36:53
at Green Bay (Mil.)	4	137	34.3	29.0	6	27	4.5	4	44	11.0			0	0	0.0	3	0	1	0	1	0	2-2	1-2	17	40:49
HOUSTON	8	326	40.8	33.8	1	0	0.0	5	119	23.8			3	62	20.7	3	2	4	3	1	0	3-4	1-2	30	28:56
LA RAIDERS	6	248	41.3	31.5	2	20	10.0	3	59	19.7			1	35	35.0	3	2	3	0	3	0	3-3	1-1	26	32:45
at Kansas City	4	183	45.8	10.0	6	112	18.7	5	138	27.6			5	46	9.2	2	0	3	1	2	0	3-3	2-2	27	23:24
at Minnesota	6	232	38.7	32.7	2	17	8.5	6	136	22.7			1	6	6.0	1	1	4	3	1	0	4-4	2-3	34	36:16
DETROIT	1	48	48.0	37.0	3	25	8.3	0	0	0.0															
at Buffalo	9	277	30.8	27.6	2	11	10.5	1	15	15.0			1	24	24.0	2	2	2	1	1	0	2-2	0-0	14	22:23
CHICAGO	4	186	46.5	39.5	0	0	0.0	4	91	22.8			1	24	24.0	0	0	4	1	3	0	4-4	1-1	31	26:41
at LA Raiders	2	72	36.0	36.0	3	24	8.0	4	63	15.8			0	0	0.0	1	1	2	1	1	0	2-2	3-4	23	34:12
at San Diego	1	49	49.0	37.0	1	7	7.0	4	81	20.3			2	10	5.0	0	0	4	1	3	0	4-4	1-2	31	41:19
NEW ENGLAND	5	174	34.8	32.6	3	30	10.0	4	57	14.3			4	39	9.8	4	2	4	1	2	1	4-4	1-2	31	29:14
at Seattle	6	244	40.7	34.2	3	7	2.3	4	100	25.0			2	5	2.5	1	0	3	2	1	0	3-3	0-1	21	24:58
KANSAS CITY	4	206	51.5	35.0	5	45	9.0	1	24	24.0			0	0	0.0	2	2	2	1	1	0	2-2	2-2	20	35:12
SAN DIEGO	4	176	44.0	35.8	8	150	18.8	0	0	0.0			5	111	22.2	1	1	3	1	0	2	3-3	1-2	24	34:34

*Safety at KC, 10/18

	1ST DOWNS		3RD DOWNS				DENVER BRONCOS STATISTICS Page 1 DEFENSE								PASSING								PEN.			
	TOTAL	RUSH	PASS	PENTALTY	ATTEMPTS	CONV.	EFFICIENCY	TOTAL OFFENSE				RUSHING				NET YDS.	AVG./GAME	TKLD.	YDS. LOST	GROSS YDS.	ATTEMPTS	COMP.	PCT.	INT.	NO.	YDS. LOST
								NET YDS.	AVG./GAME	PLAYS	AVG./PLAY	NET YDS.	AVG./GAME	ATTEMPTS	AVG./RUSH											
SEATTLE	15	3	9	3	7	3	42.9%	277	277.0	49	5.7	108	108.0	20	5.4	169	169.0	1	16	185	28	14	.500	3	7	45
at Green Bay (Milw.)	14	7	5	2	15	4	26.7%	234	255.5	64	3.7	134	121.0	41	3.3	100	134.5	3	21	121	20	10	.500	0	8	69
HOUSTON	20	7	12	1	12	5	41.7%	414	308.3	67	6.2	154	132.0	42	3.7	260	176.3	0	0	260	25	15	.600	0	9	89
LA RAIDERS	16	6	7	3	13	6	46.2%	270	298.8	65	4.2	102	124.5	29	3.5	168	174.3	2	7	175	34	18	.529	3	8	97
at Kansas City	16	6	8	2	13	4	30.8%	247	288.4	62	4.0	122	124.0	31	3.9	125	164.4	2	23	148	29	17	.586	1	7	60
at Minnesota	27	12	12	3	7	2	28.6%	393	305.8	60	6.6	197	136.2	36	5.5	196	169.7	1	1	197	23	13	.565	5	4	29
DETROIT	14	5	7	2	11	3	27.3%	191	289.4	54	3.5	63	125.7	17	3.7	128	163.7	3	23	151	34	16	.471	1	4	37
at Buffalo	25	15	10	0	19	9	47.4%	428	306.8	82	5.2	258	142.3	58	4.4	170	164.5	0	0	170	24	15	.625	1	6	47
CHICAGO	24	10	13	1	11	4	36.4%	446	322.2	69	6.5	146	142.7	30	4.9	300	179.6	3	20	320	36	23	.639	1	7	44
at LA Raiders	17	7	8	2	11	2	18.2%	271	317.1	53	5.1	149	143.3	26	5.7	122	173.8	6	51	173	21	15	.714	0	5	30
at San Diego	18	3	15	0	9	2	22.2%	378	322.7	52	7.3	66	136.3	10	6.6	312	186.4	2	10	322	40	23	.575	2	8	49
NEW ENGLAND	20	8	11	1	14	4	28.6%	369	326.5	77	4.8	211	142.5	35	6.0	158	184.0	3	19	177	39	17	.436	4	5	37
at Seattle	24	8	12	4	15	8	53.3%	367	329.6	72	5.1	141	142.4	37	3.8	226	187.2	1	12	238	34	23	.676	2	4	40
KANSAS CITY	20	4	14	2	14	6	42.9%	377	333.0	62	6.1	123	141.0	21	5.9	254	192.0	2	18	272	39	26	.667	0	9	70
SAN DIEGO	7	2	5	0	12	1	8.3%	151	320.9	52	2.9	43	134.5	21	2.0	108	186.4	2	23	131	29	16	.552	5	4	38

DENVER BRONCOS STATISTICS PAGE 2 DEFENSE

1987 GAME-BY-GAME DEFENSE Continued

	PUNTS				PUNT RTNs.			KICK RTNs.			MISC. RTNs.			INT. RTNs.			FUM-BLES		SCORING						TIME OF POSSESSION	
	NO.	YARDS	AVG.	NET AVG.	NO.	YARDS	AVG.	NO.	YARDS	AVG.	NO.	YARDS	AVG.	NO.	YARDS	AVG.	NO.	LOST	TOTAL TDs.	RUSH	PASS	RETURN	PATs.	FGs		TOTAL PTS.
SEATTLE	3	131	43.7	40.0	0	0	0.0	5	107	21.4	Fumble 1 45 45.0			1	0	0.0	2	2	2	0	2	0	2-2	1-1	17	23:07
at Green Bay (Mil.)	9	321	35.7	32.7	1	1	1.1	3	49	16.3				3	21	7.0	1	1	2	1	1	0	2-2	1-2	17	34:11
HOUSTON	2	62	31.0	31.0	6	56	9.3	2	71	35.5	Interception 1 73T 73.0			3	104	34.7	3	2	4	2	1	1	3-3	4-4	40	31:52
LA RAIDERS	6	222	37.0	33.7	4	59	14.8	5	117	23.4	Punt return 1 55T 55.0			0	0	0.0	2	2	2	0	1	1	2-2	0-0	14	31:04
at Kansas City	6	273	45.5	26.8	2	123	61.5	5	59	11.8	Punt return 1 85T 85.0			2	0	0.0	4	2	2	1	0	1	3-3	1-1	17	27:15
at Minnesota	3	118	39.3	33.7	1	16	16.0	6	141	23.5				1	5	5.0	0	0	5	4	1	0	4-5	0-0	34	26:26
DETROIT	5	233	46.6	37.6	1	11	11.0	6	116	19.3				0	0	0.0	2	1	0	0	0	0	0-0	0-3	0	23:44
at Buffalo	7	274	39.1	31.9	2	29	14.5	3	32	10.7				0	0	0.0	4	2	2	1	1	0	2-2	1-1	21*	37:37
CHICAGO	3	158	52.7	52.7	3	8	2.7	4	63	15.8				2	15	7.5	3	1	4	1	3	0	2-4	1-1	29	33:19
at LA Raiders	6	224	37.3	30.0	2	0	0.0	6	125	20.8				0	0	0.0	3	1	2	2	0	0	2-2	1-1	17	25:48
at San Diego	3	137	45.7	30.0	1	12	12.0	4	78	19.5				1	103	103.0	0	0	2	1	0	1	2-2	1-1	17	18:41
NEW ENGLAND	5	241	48.2	34.2	2	11	5.5	1	14	14.0				1	17	17.0	4	2	2	1	1	0	2-2	2-2	20	30:46
at Seattle	4	172	43.0	41.3	4	39	9.8	3	64	21.3				2	56	28.0	2	2	4	1	3	0	4-4	0-0	28	35:02
KANSAS CITY	5	234	46.8	37.8	2	26	13.0	2	32	16.0				0	0	0.0	2	1	2	1	1	0	2-2	1-3	17	24:48
SAN DIEGO	8	358	44.8	26.0	3	33	11.0	5	100	20.0				3	41	13.7	3	0	0	0	0	0	0-0	0-0	0	25:26

*Includes 2 safeties

BRONCOS DEPARTMENTAL LEADERS

Category	Player	AFC Rank	AFC Leader	NFL Rank	NFL Leader
Scoring	Karlis-91	4th (Kickers)	Breech, Cin-97	6th (Kickers)	Andersen, NO-121
Rushing	Winder-741	5th	Dickerson, Ind-1,288	11th	White, Rams-1,374
Passing	Elway-224-410, 3,198 yards, 19TD, 13 ints., 83.4 rating	7th	Kosar, Clev-95.4	12th	Montana, SF-102.1
Receiving	Johnson-42	T-23rd	Toon, NYJ-68	T-38th	Smith, StL-91
Punting	Johnson-684	13th	Carson, KC-1,044	25th	Smith, StL-1,117
Interceptions	Horan-41.1	4th	Mojsiejenko, SD-42.9	8th	Donnelly, Atl-44.0
	Harden-4	T-6th	Prior, Ind-6	T-15th	Wilburn, Wash-9
Kickoff Returns	Bell-21.5	DNQ*	Kelso, Buff-6		
Punt Returns	Clark-12.9	DNQ*	Bostic, Hou-6		
			Palmer, KC-24.3	DNQ*	Stamps, Atl-27.5
			Edmonds, Sea-12.6	DNQ*	Gray, NO-14.7

DNQ*-Did not qualify for league rankings.

HOW THE BRONCOS RANKED (Continued on page 124)

NFL Leader

SF-459
SF-357
Phil-1101
SF-5987
SF-2237
Mia-3876
GB,NYJ-135
GB-1103
Phil-44
Buff,KC-24

NFL Rank

T-4th
T-2nd
2nd
2nd
12th
3rd
19th
13th
T-19th
T-12th

AFC Leader

Clev-390
Den,Mia-331
Den-1070
Den-5624
Raid-2197
Mia-3876
NYJ-135
NYJ-1055
Buff,KC-41
Buff,KC-24

AFC Rank

2nd
T-1st
1st
1st
6th
2nd
9th
6th
T-12th
T-6th

Broncos Total

379
331
1070
5624
1970
3654
95
812
29
17

Category

Points scored
First downs
Total plays
Total yards
Rushing yards
Passing yards (net)
Penalties
Penalty yards
Fumbles
Fumbles lost

DEFENSE

3rd
6th
T-12th
T-1st
4th
7th
T-4th
9th
5th
10th
1st
4th
T-1st

Points allowed
Total TDs allowed
Touchdowns rushing
Touchdowns passing
Total first downs
Rushing
Passing
Penalty
Total yards allowed
Passer tackled
Interceptions
Fumbles recovered
Takeaways-Giveaways

288
35
16
15
277
103
148
26
4813
31
28
19
+11

Ind-238
Clev,SF-26
Chi-5
SF-13
SF-250
Chi-77
SF-132
Wash-15
SF-4095
Chi-70
NO-30
Phil-27
NO- +20

Ind-238
Clev-26
Ind-6
Clev,Den-15
Clev-251
Clev-86
Sea-16
Clev-4264
SD-45
Den-28
Ind-25
Den, Ind,
NE,Pitt-+11

GAME-BY-GAME REVIEW

DENVER 40, SEATTLE 17

DENVER, CO., Sept. 13 - The Broncos began the defense of their AFC Championship with a commanding 40-17 victory over the Seahawks in Mile High Stadium, before 75,999. John Elway led Denver on offense, completing 22 of 32 passes for 338 yards and four touchdowns, while Vance Johnson caught four passes for 96 yards and a score. Dennis Smith, Karl Mecklenburg, and Mike Harden all intercepted Dave Krieg passes, and rookie linebacker Michael Brooks picked up the only sack of the day. Denver outgained Seattle 504 yards to 277 in the game, and kept the ball for almost 37 minutes. Seattle's Kenny Easley intercepted an Elway pass on the fourth play of the game, and that led to an early Seahawk touchdown. Three plays later, Elway and Steve Sewell connected on a 72-yard pass play to tie the score 7-7. Another Seattle TD and a field goal put Seattle up 17-7 with ten minutes left in the second quarter. Rich Karlis added field goals on the next two Bronco drives, and after Marc Munford recovered a fumble on the kickoff following the second field goal, Elway threw his second TD pass of the day to Steve Watson with 32 seconds left in the half to give Denver a 20-17 lead. Elway threw TD passes on each of Denver's first two second half drives, a five-yarder to Orson Mobley, and one of 59 yards to Vance Johnson on a flea-flicker play. Karlis added two field goals in the fourth quarter to give the Broncos a 40-17 win.

Seattle	14	3	0	0	-	17
Denver	7	13	14	6	-	40

Sea-Turner 20 pass from Krieg
(Johnson kick) (7-53)
Den-Sewell 72 pass from Elway (Karlis kick)
(3-80)
Sea-Warner 10 pass from Krieg
(Johnson kick) (9-71)
Sea-Johnson 25 FG (5-37)
Den-Karlis 37 FG (9-58)
Den-Karlis 42 FG (9-53)
Den-Watson 4 pass from Elway
(Karlis kick) (6-21)
Den-Mobley 5 pass from Elway (Karlis kick) (5-33)
Den-Johnson 59 pass from Elway (Karlis) (6-92)
Den-Karlis 35 FG (4-9)
Den-Karlis 29 FG (6-24)
Attendance - 75,999

Team Statistics

	Sea	Den
First Downs	15	25
Rushes-yards	20-108	41-166
Passing yards	169	338
Return yards	0	56
Passes	28-14-3	32-22-1
Punts	3-43.7	1-37.0
Fumbles-lost	2-2	1-0
Penalties-yards	7-45	4-35
Time of Possession	23:07	36:53

INDIVIDUAL STATISTICS

Seattle

RUSHING - Warner 11-83, Williams 5-18, Morris 2-6, Krieg 2-1. **PASSING** - Krieg 14-28-3, 185 yards. **RECEIVING** - Largent 4-73, Turner 1-20, Warner 2-29, Millard 1-(-5), Butler 2-27, Tice 2-25, Skansi 1-11, Williams 1-5.

Denver

RUSHING - Winder 17-79, Willhite 6-19, Elway 4-16, Lang 12-16, Bell 2-6. **PASSING** - Elway 2-32-1, 338 yards. **RECEIVING** - Johnson 4-96, Sewell 2-83, Nattiel 2-15, Kay 3-32, Watson 4-47, 1-(-1), Mobley 4-49, Lang 2-17.

DENVER 17, GREEN BAY 17 (OT)

MILWAUKEE, Wis., Sept. 20 - The Broncos and Packers played to a 17-17 tie in rain-soaked Milwaukee County Stadium, as neither team was able to score in overtime. Denver outgained Green Bay by 244 yards and had 15 more first downs, but the Broncos lost three fumbles and gave up three interceptions. John Elway completed a career-high 30 of 48 passes for 285 yards, and Denver's running game was buoyed by Sammy Winder's 89 yards and Gerald Willhite's 65. Linebacker Ricky Hunley was in on 20 tackles (14 first hits), and Karl Mecklenburg was in on 14. Green Bay was unable to get a first down after three plays and punted, but Ricky Nattiel fumbled the punt and the Packers recovered on the Bronco 26. Six plays later the Packers scored on a run of three yards by rookie Brent Fullwood. Denver's following two drives ended in turnovers, but Green Bay was unable to turn them into points. Midway through the second period, Elway threw his second interception of the day, and the Packers took eight plays to get into the end zone for a 14-0 lead. Denver shortened the margin to 14-3 just before halftime on a 38-yard Rich Karlis field goal. Denver's Gene Lang brought Denver within four points on a three-yard-run early in the third period, but neither team scored again until Green Bay added a field goal two plays into the fourth quarter. The Broncos took the ensuing kickoff and marched 80 yards in 18 plays, taking eight minutes off of the clock, and scored on a two-yard run by Steve Sewell on fourth-and-goal to tie the score at 17-17. Both teams missed field goals in the overtime period, including one by Karlis with 13 seconds left.

Denver	0	3	7	7	-	17
Green Bay	7	7	0	3	-	17

GB-Fullwood 3 run (Del Greco kick) (5-26)
 GB-Carruth 7 pass from Majkowski (Del Greco) (8-45)
 Den-Karlis 38 FG (12-62)
 GB-Del Greco 32 FG (11-82)
 Den-Lang 3 run (Karlis kick) (7-71)
 Den-Sewell 2 run (Karlis kick) (18-80)
 Attendance — 50,624

Team Statistics	Den	GB
First downs	29	14
Rushes-yards	45-197	41-134
Passing yards	281	100
Return yards	27	11
Passes	49-30-3	20-10-0
Punts	4-34.3	9-35.7
Fumbles-lost	5-3	1-1
Penalties-yards	10-63	8-68
Time of Possession	40:49	34:11

INDIVIDUAL STATISTICS

Denver

RUSHING — Winder 21-89, Elway 4-5, Willhite 12-63, Lang 5-9, Johnson 1-(-8), Sewell 2-6. **PASSING** — Elway 30-48-3, 285 yards, Willhite 0-1-0. **RECEIVING** — Johnson 3-34, Kay 4-50, Jackson 3-39, Mogley 4-64, Willhite 8-26, Watson 4-44, Lang 1-15, Nattiel 1-6, Sewell 27.

Green Bay

RUSHING — Davis 16-38, Carruth 5-12, Majkowski 3-16, Fullwood 13-57, Clark 4-11. **PASSING** — Majkowski 10-20-0, 121 yards. **RECEIVING** — Neal 1-7, Carruth 3-27, Davis 2-7, Epps 1-17, Stanley 2-59, West 1-4.

HOUSTON 40, DENVER 10

DENVER, CO., Oct. 4 — Houston's replacement team grabbed a 40-10 victory over Denver in the first game played during the NFLPA strike. The Oilers scored first on a one-yard quarterback sneak by Brent Pease midway through the first quarter. The Broncos then mounted an eleven-play drive that resulted in a 28-yard field goal by Mike Clendenen, a score that was quickly matched by an Oiler field goal. Houston's next drive resulted in a touchdown to give the Oilers a 17-3 lead. The Broncos scored right before halftime on a 21-yard pass from Ken Karcher to Rick Massie. Houston broke the game open in the third period, when after an Oiler field goal, linebacker Eugene Seale intercepted a Karcher pass and rambled 73 yards for a score. Houston added another TD and two field goals in the final quarter to round out the scoring.

Houston	7	10	10	13	-	40
Denver	0	10	0	0	-	10

	Hou	Den
Hou-Pease 1 run (Dietrich kick) (7-50)	20	14
Den-Clendenen 28 FG (11-62)	42-154	16-38
Hou-Dietrich 43 FG (9-31)	260	182
Hou-Jackson 16 run (Dietrich kick) (8-65)	160	0
Den-Massie 21 pass from Karcher (Clendenen kick) (6-35)	25-15-0	45-22-3
Hou-Dietrich 39 FG (11-43)	2-31.0	8-40.8
Hou-Seale 73 interception return (Dietrich kick)	Fumbles-lost	3-2 3-0
Hou-Gehring 31 pass from Pease (Dietrich kick) (7-87)	Penalties-yards	9-89 7-60
Hou-Dietrich 44 FG (7-37)	Time of Possession	31:52 28:08
Hou-Dietrich 27 FG (6-40)		
Attendance — 38,494		

INDIVIDUAL STATISTICS

Houston

RUSHING — Jackson 21-99, Moore 5-19, Hunter 2-4, Pease 6-12, Cobbler 8-20. **PASSING** — Pease 15-25-0, 260 yards. **RECEIVING** — Jackson 1-3, Walters 2-37, Harris 3-51, Williams 2-41, McDonald 2-31, James 1-14, Moore 2-14, Darrington 1-38, Gehring 1-31.

Denver

RUSHING — Caldwell 10-30, Karcher 2-0, Micho 4-8. **PASSING** — Karcher 22-40-2, 226 yards, McGuire 0-1-0, May 0-4-1. **RECEIVING** — Brown 3-39, Andrews 3-33, Massie 3-55, Micho 9-69, Payne 1-8, Caldwell 3-22.

DENVER 30, LOS ANGELES RAIDERS 14

DENVER, Colo., Oct. 12 — Denver's replacement team beat the previously undefeated LA Raiders 30-14 in a nationally televised Monday night game. Bronco running back Joe Dudek scored two TDs and gained 128 of Denver's 204 rushing yards, and Denver's Kevin Clark, Jim Ryan, and Tim Lucas all grabbed interceptions. The game was played before 61,230 fans, the largest crowd for any NFL game played during the strike. The Broncos took the opening kickoff and moved 78 yards in seven plays, scoring on a seven-yard run by Dudek, and scored again midway through the first quarter on a TD run of three yards by Dudek. The Raiders then moved 75 yards in 11 plays and scored on a four-yard pass from Vince Evans to Mario Perry. Denver's next drive stalled and Rick Calhoun returned the Bronco punt 55 yards for a score, tying the game at 14-14. Denver took a 17-14 lead on a Mike Clendenen field goal as time ran out in the first half. Denver upped the lead to 23-14 near the end of the third quarter on a 10-yard pass from Ken Karcher to Rick Massie (the extra point failed). The final points of the game were scored 12 minutes into the final period on a one-yard run by Denver's Nathan Poole.

LA Raiders	0	14	0	0	-	14
Denver	14	3	6	7	-	30

Team Statistics	LA	Den
First downs	16	24
Rushes-yards	29-102	43-204
Passing yards	168	141
Return yards	59	82
Passes	34-18-3	26-11-0
Punts	6-37.0	6-41.3
Fumbles-lost	2-2	3-2
Penalties-yards	8-97	8-61
Time of Possession	31:04	28:56

Den-Dudek 7 run (Clendenen kick) (7-78)
 Den-Dudek 3 run (Clendenen kick) (4-38)
 LA-Perry 3 pass from Evans (Hardy kick) (13-75)
 LA-Calhoun 55 punt return (Hardy kick)
 Den-Clendenen 31 FG (6-28)
 Den-Massie 10 pass from Karcher (kick failed) (9-74)
 Den-Poole 1 run (Clendenen kick) (13-87)
 Attendance — 61,230

INDIVIDUAL STATISTICS

LA Raiders

RUSHING — Horton 13-35, Ellis 9-32, Evans 3-34, Browne 2-1. **PASSING** — Evans 18-34-3, 175 yards. **RECEIVING** — Harrison 1-3, Aikens 3-38, Perry 1-3, Lathan 3-32, Browne 2-8, Wheeler 1-24, Williams 1-20, Ellis 4-24, Horton 1-6, Calhoun 1-17.

Denver

RUSHING — Karcher 3-(-2), Dudek 23-128, Poole 10-63, Caldwell 5-19, May 2-(-4). **PASSING** — Karcher 9-23-0, 126 yards, May 0-1-0, McGuire 2-2-0, 23 yards. **RECEIVING** — Watson 1-49, Dudek 2-19, Micho 6-62, Massie 2-19.

DENVER 26, KANSAS CITY 17

KANSAS CITY, Mo., Oct. 18 — Denver's record increased to 3-1-1 after the Broncos beat Kansas City 26-17 in the final replacement game. Denver quarterback Ken Karcher completed 25 of 39 passes for 275 yards and three TDs, while Bobby Micho recorded his second nine-reception day of the year, and scored twice. Shane Swanson set a new Denver record with 290 all-purpose yards, gaining 87 on receptions, 112 on punt returns, and 91 on kickoff returns. Denver scored first when KC quarterback Doug Hudson recovered his own fumble in the end zone, and he was tackled by Jim Ryan for a safety. After the ensuing free kick, Karcher moved Denver 55 yards on six plays, and threw a 26-yard scoring pass to Bobby Micho. After the next Bronco possession stalled, the Chiefs' Jitter Fields returned a Denver punt 85 yards for a TD to bring the Chiefs to within two points, at 9-7. Following a Denver field goal and a KC touchdown, the Broncos got the ball back with five minutes left in the half, and drove 80 yards in 18 plays to score on a 35-yard TD pass from Karcher to Swanson. The Chiefs turned their first second-half possession into points on a 25-yard field goal, but Denver cemented the victory with a five-yard Karcher-to-Micho TD pass midway through the fourth quarter.

Denver	9	10	0	7	—	26
Kansas City	7	7	3	0	—	17

Den-Ryan tackled Hudson in end zone
 Den-Micho 26 pass from Karcher
 (Clendenen kick) (6-55)
 KC-Fields 85 punt return (Hamrick kick)
 Den-Clendenen 35 FG (12-59)
 KC-Parker 4 run (Hamrick kick) (11-77)
 Den-Swanson 35 pass from Karcher
 (Clendenen kick) (13-80)
 KC-Hamrick 25 FG (12-39)
 Den-Micho 5 pass from Karcher
 (Clendenen kick) (6-31)
 Attendance — 20,296

Team Statistics	KC	Den
First Downs	23	16
Rushes-yards	35-98	31-122
Passing yards	275	125
Return yards	147	123
Passes	39-25-2	29-17-1
Punts	4-45.8	6-45.5
Fumbles-lost	3-2	4-2
Penalties-yards	6-50	7-60
Time of Possession	32:45	27:15

INDIVIDUAL STATISTICS

Denver

RUSHING — Dudek 12-26, Poole 18-63, Karcher 4-5, Caldwell 1-4. **PASSING** — Karcher 25-39-2, 275 yards. **RECEIVING** — Micho 9-105, Andrews 1-20, Caldwell 1-12, Brown 1-1, Swanson 6-87, Dudek 5-22, Massie 1-19, Poole 1-9.

Kansas City

RUSHING — Smith 13-56, Hudson 1-0, Parker 15-65, Stevens 2-1. **PASSING** — Hudson 0-1-0, 17-28-1, 148 yards. **RECEIVING** — Estell 3-24, Jones 5-51, Parker 5-30, Trahan 2-25, Montagne 2-18.

MINNESOTA 34, DENVER 27

MINNEAPOLIS, Minn., Oct. 26 — The Vikings pulled out a 34-27 victory over Denver in the first weekend of games played by NFL regulars since the strike began. The contest was postponed from Sunday afternoon until Monday night because of the seventh Twins-Cardinals World Series game. (This was fourth consecutive year that the Broncos played at the site of the winning World Series team.) Denver's defense picked up five interceptions, two by Mark Haynes. John Elway led the Broncos down the field on the first possession of the game, going 72 yards in 11 plays, and scoring on a 25 pass from Elway to Vance Johnson. The Vikings answered with a touchdown on their first possession as QB Wade Wilson took it in from the one. Early in the second quarter, Gerald Willhite took off on a 29-yard run to the Viking one-yard line, but broke his leg when caught from behind by Joey Browner. Elway scored on a quarterback sneak on the next play to put Denver up 14-7. Minnesota scored again on a one-yard run by D. J. Dozier. Rich Karlis added a field goal later in the quarter, and Denver led at halftime 17-14. The Vikings' Darren Nelson took off on a 72-yard run on the first play of the second half, leading to a three-yard scoring run by Dozier on the next play. Later in the quarter, Dozier scored again to give Minnesota a 27-17 lead, and the Vikings increased it to 34-17 early in the final period on a five-yard pass from Wilson to Leo Lewis. Denver added an Elway-to-Lang TD pass and a field goal by Rick Karlis, but Minnesota kept the ball for the final three minutes of the game, foiling the Broncos' comeback bid.

Denver	7	10	0	10	—	27
Minnesota	7	7	13	7	—	34

Den-Johnson 25 pass from Elway
 (Karlis kick) (11-72)
 Minn-Wilson 1 run (Nelson kick) (9-64)
 Den-Elway 1 run (Karlis kick) (6-37)
 Minn-Dozier 1 run (Nelson kick) (7-69)
 Den-Karlis 43 FG (7-47)
 Minn-Dozier 3 run (kick failed) (2-75)
 Minn-Dozier 3 run (Nelson kick) (9-75)
 Minn-Lewis 5 pass Wilson (Nelson) (5-31)
 Den-Lang 4 pass from Elway (Karlis kick) (9-63)
 Den-Karlis 51 FG (5-25)
 Attendance — 51,011

Team Statistics	Den	Minn
First Downs	21	27
Rushes-yards	27-123	36-197
Passing yards	206	196
Return yards	63	21
Passes	39-22-1	23-13-5
Punts	6-38.7	3-39.3
Fumbles-lost	2-0	0-0
Penalties yards	10-128	4-29
Time of Possession	23:24	26:26

INDIVIDUAL STATISTICS

Denver

RUSHING — Willhite 8-57, Winder 9-26, Elway 7-37, Lang 2-(—), Sewell 1-9. **PASSING** — Elway 22-39-1, 245 yards. **RECEIVING** — Mobley 1-8, Jackson 5-52, Johnson 5-48, Nattiel 3-32, Lang 2-15, Kay 4-63, Bell 1-8, Massie 1-19.

Minnesota

RUSHING — Nelson 11-98, Anderson 8-38, Rice 6-24, Dozier 7-15, Wilson 4-22. **PASSING** — Wilson 13-23-5, 197 yards. **RECEIVING** — Jordan 3-57, Carter 3-53, Dozier 1-13, Anderson 1-12, Lewis 3-31, Rice 2-31.

DENVER 34, DETROIT 0

DENVER, Colo., Nov. 1 — Denver dominated every phase of the game in a 34-0 victory over the Lions, before 75,172 at Mile High Stadium. Denver's defense limited Detroit to 191 yards of total offense, including just 63 on the ground, while the Bronco offense scored on its first three possessions, racked up 460 yards, and held the ball for 36:16 in the game. After receiving the opening kickoff, Denver took 10 plays to move 80 yards, scoring on a three-yard run by John Elway. The next Bronco possession ended with a 28-yard Rich Karlis field goal, and after safety Dennis Smith intercepted a Chuck Long pass on the next play from scrimmage, Denver drove 22 yards in five plays to score on a two-yard run by Sammy Winder to give Denver a 17-0 lead late in the first quarter. Detroit kicker Eddie Murray missed on a 42-yard field goal attempt with just over two minutes left in the half, and the Broncos mounted yet another scoring drive, culminating with a 35-yard TD pass from Elway to Vance Johnson. Neither team scored again until early in the fourth period, when Elway called his own number and scored from seven yards out, his second rushing TD of the game. Karlis added a 29-yard field goal later in the period to round out the scoring.

Detroit	0	0	0	0	—	0
Denver	17	7	0	10	—	34

Den-Elway 3 run (Karlis kick) (10-80)
 Den-Karlis 28 FG (11-47)
 Den-Winder 2 run (Karlis kick) (5-22)
 Den-Johnson 35 pass from Elway
 (Karlis kick) (5-76)
 Den-Elway 7 run (Karlis kick) (7-68)
 Den-Karlis 29 FG (15-68)
 Attendance — 75,172

Team Statistics	Det	Den
First downs	14	28
Rushes-yards	17-63	39-212
Passing yards	128	248
Return yards	11	31
Passes	34-16-1	33-19-0
Punts	5-46.6	1-48.0
Fumbles-lost	2-1	1-1
Penalties-yards	4-37	7-59
Time of Possession	23:44	36:16

INDIVIDUAL STATISTICS

Detroit

RUSHING — James 9-34, Jones 5-23, Bernard 1-1, Williams 1-5, Long 1-0. **PASSING** — Long 16-34-1, 151 yards. **RECEIVING** — Jones 3-20, Mandley 2-17, 1-3, Bernard 1-10, Giles 2-14, James 1-21, Woolfolk 3-29, Chadwick 3-37.

Denver

RUSHING — Winder 21-94, Elway 4-42, Lang 4-15, Sewell 5-37, Kubiak 1-3, Bell 4-21. **PASSING** — Elway 16-30-0, 246 yards 4-42, Lang 4-15, Sewell 5-37, Kubiak 1-3, Bell 4-21. **PASSING** — Elway 16-30-0, 246 yards, Kubiak 3-3-0, 25 yards. **RECEIVING** — Jackson 2-35, Kay 2-29, Johnson 4-87, Sewell 3-26, Nattiel 2-39, Winder 1-7, Lang 4-41, Mobley 1-7.

BUFFALO 21, DENVER 14

ORCHARD PARK, N.Y. Nov. 8 — The Broncos dropped to 4-3-1 after a disappointing 21-14 loss in Rich Stadium, where a steady 22 mile an hour wind blew the entire game. Denver's offense, which had been averaging 387 yards a game, was limited to just 215 yards and 12 first downs. Buffalo's initial two possessions ended in turnovers, the first on a Tony Lilly interception, and the second when defensive end Freddie Gilbert recovered a fumble, but the Broncos were not able to capitalize on the Bills' miscues. Early in the second quarter, Buffalo's Jim Kelly drove his team 64 yards to score on a two-yard pass to Andre Reed. Minutes later, Denver was unable to keep a drive going and attempted a punt, but Rob Riddick blocked it and the ball went out of the end zone for a safety. The Bills scored another touchdown with 52 seconds left in the half, this on a one-yard plunge by Riddick. The Broncos attempted to run out the clock, but had to punt with seven seconds left in the second period. This punt was blocked by Steve Tasker, and the ball again rolled out for a safety, as Buffalo took an 18-0 lead into the dressing room. Denver was outdone 17 to 2 in first downs in the first half, and John Elway completed just one of nine passes for four yards. A Buffalo field goal early in the second half increased the score to 21-0 before the Denver offense finally got rolling. On first down from the Bronco 28, Elway fired a 15-yard pass to Vance Johnson, and then hit him again for a 51-yard gain to the Bills' six. Sammy Winder carried into the end zone on the next play. There was no scoring through 10 minutes of the fourth quarter, until Elway threw a 15-yard TD pass to Johnson, bringing Denver to within a touchdown. The ensuing kickoff was fumbled and Marc Munford recovered for Denver on the Buffalo 11. Two plays later, however, Winder fumbled and the Bills recovered, ending the final Bronco threat.

Denver	0	0	7	7	—	14
Buffalo	0	18	3	0	—	21

Buff-Reed 9 pass from Kelly (Norwood kick) (10-64)
 Buff-Safety, Porter blocked punt out of end zone
 Buff-Riddick 1 run (Norwood kick) (10-75)
 Buff-Safety, Tasker blocked punt out of end zone
 Buff-Norwood 30 FG (12-68)
 Den-Winder 6 run (Karlis kick) (3-72)
 Den-Johnson 15 pass from Elway (Karlis kick) (15-90)
 Attendance — 63,698

Team Statistics	Den	Buff
First Downs	12	25
Rushes-yards	22-76	58-258
Passing yards	139	170
Return yards	35	29
Passes	30-13-0	25-15-1
Punts	9-30.8	7-39.1
Fumbles-lost	2-2	4-2
Penalties-yards	7-45	6-47
Time of Possession	22:23	37:37

INDIVIDUAL STATISTICS

Denver

RUSHING — Winder 12-40, Elway 3-9, Sewell 6-24, Lang 1-3. **PASSING** — Elway 13-30-0, 163 yards. **RECEIVING** — Nattiel 2-22, Johnson 5-95, Kay 4-38, Lang 2-8.

Buffalo

RUSHING — Byrum 6-38, Harmon 18-60, Riddick 19-78, Kelly 6-17, Mueller 9-65. **PASSING** — Kelly 14-23-1, 135 yards, Riddick 1-1-0, 35 yards. **RECEIVING** — Riddick 2-14, Metzelaars 2-13, Kelly 1-35, Reed 5-60, Burkett 2-21, Harmon 3-27.

DENVER 31, CHICAGO 29

DENVER, Colo., Nov. 16 — Two missed extra points provided the margin of victory in Denver's 31-29 win over the Bears in a nationally televised Monday night game. John Elway was phenomenal in the game, completing 21 of 40 passes for 341 yards and three TDs, and rushing for 35 additional yards. Denver's Vance Johnson caught six passes for 86 yards and a TD and rookie Ricky Nattiel caught four for 93 and a score. Chicago's Jim McMahon threw for 311 yards and three TDs, his first 300-yard game as a pro, and wide receiver Will Gault finished with five catches for 133 yards and two touchdowns. The Bears struck quickly, scoring on a 51-yard pass from McMahon to Gault with 3:15 gone in the game, and six minutes later, McMahon hit Cap Boso in the end zone for a six-yard TD, giving Chicago an early 14-0 lead. Moving primarily out of the shot gun, Elway then drove his team 82 yards in eight plays to score on a 22-yard pass to Johnson. The next Bear possession moved to the Denver one-yard line, where William Perry fumbled and it was recovered by Bronco cornerback Mark Haynes, who returned it to the Denver 24. Elway then led another Bronco scoring march, throwing a 22-yard touchdown pass to Mark Jackson right after the two-minute warning. Chicago was unable to keep possession and punted to Denver. The Broncos took 54 seconds and seven plays to go 69 yards to take the lead, 21-14, on a 35-yard Elway-to-Nattiel pass. Chicago's first second half drive ended with a 26-yard scoring pass from McMahon to Gault, but the extra point attempt was wide left, and Denver held on to a slim 21-20 lead. On Denver's next play from scrimmage, Elway was intercepted by Bear linebacker Ron Rivera, who returned the ball to the Denver 15. Four plays later, McMahon scored on a quarterback sneak, but the extra point attempt failed again, and the Bears led by six, 26-20, a lead that was later increased to 29-20 on a Kevin Butler field goal. The Broncos matched that field goal early in the final quarter, and after rookie Kevin Clark intercepted an errant McMahon pass, Denver drove to take the lead on a four-yard run by Steve Sewell with five minutes left in the game. The Bears moved no farther than their own 46 in two subsequent drives, and Denver held on to win 31-29.

Chicago	14	0	15	0	—	29
Denver	0	21	0	10	—	31

Chi-Gault 51 pass from McMahon (Butler kick) (6-90)
 Chi-Box 6 pass from McMahon (Butler kick) (8-86)
 Den-Johnson 22 pass from Elway (Karlis kick) (8-82)
 Den-Jackson 22 pass from Elway (Karlis kick) (10-76)
 Den-Nattiel 35 pass from Elway (Karlis kick) (7-69)
 Chi-Gault 26 pass from McMahon (kick failed) (7-72)
 Chi-McMahon 1 run (run failed) (4-15)
 Den-Karlis 27 FG (11-69)
 Den-Sewell 4 run (Karlis kick) (8-61)
 Attendance — 75,783

Team Statistics	Chi	Den
First downs	24	25
Rushes-yards	30-146	27-98
Passing yards	300	341
Return yards	23	20
Passes	36-23-1	41-21-2
Punts	3-52.7	4-46.5
Fumbles-lost	3-1	0-0
Penalties-yards	7-44	5-57
Time of Possession	33:19	26:41

INDIVIDUAL STATISTICS

Chicago

RUSHING — Payton 12-73, Gault 1-9, Anderson 11-44, McMahon 2-3, Perry 1-0, Gentry 2-16, Thomas 1-1. **PASSING** — McMahon 21-34-1, 311 yards, Tomczak 2-2-0, 9 yards. **RECEIVING** — Moorehead 1-9, Gault 5-133, Anderson 7-38, Boso 2-20, Morris 1-27, McKinnon 4-67, Payton 3-26.

Denver

RUSHING — Nattiel 1-10, Winder 8-20, Lang 11-31, Elway 5-35, Sewell 2-2. **PASSING** — Elway 21-40-2, 341 yards, Johnson 0-1-0. **RECEIVING** — Johnson 6-86, Lang 1-6, Sewell 5-78, Winder 1-3, Nattiel 4-93, Jackson 3-53, Kay 1-22.

DENVER 23, LOS ANGELES RAIDERS 17

LOS ANGELES, Calif., Nov. 22 — Denver's record improved to 6-3-1 after a 23-17 victory over the arch-rival Raiders. The Bronco offense continued its torrid pace, totaling 403 total yards, while the defense sacked the Raiders' Marc Wilson six times. John Elway threw for 298 yards and a touchdown, and Vance Johnson caught five aerials for 115 yards. The Raiders' offense featured newcomer Bo Jackson, who gained 98 yards on 13 carries, including a 35-yard TD scamper. Denver's first possession led to a 49-yard field goal by Rich Karlis, and the Raiders' next drive halted when Karl Mecklenburg sacked Wilson, forcing a fumble that was recovered by Bronco Michael Brooks on the L.A. 24. After an incompletion, Elway hit Johnson for 24 yards and a touchdown. Karlis kicked another field goal early in the second period to give Denver a 13-0 lead. Several minutes later, after the Raiders recovered a Denver fumble on the Bronco 35, Bo Jackson rambled 35 yards on first down for the first L.A. points. Undaunted, Elway marched the Broncos 82 yards in 11 plays, and he scored on a quarterback sneak with less than two minutes remaining in the half. The Raiders bounced right back and took just five plays to go 72 yards, scoring on a one-yard run by Jackson. Both teams added field goals in the second half, and the Broncos held on for the win.

Denver	10	10	0	3	—	23
LA Raiders	0	14	3	0	—	17

Den-Karlis 49 FG (12-49)
 Den-Johnson 24 pass from Elway (Karlis kick) (2-24)
 Den-Karlis 31 FG (7-57)
 LA-Jackson 35 run (Bahr kick) (1-35)
 Den-Elway 1 run (Karlis kick) (11-82)
 LA-Jackson 1 run (Bahr kick) (5-72)
 LA-Bahr 34 FG (6-30)
 Den-Karlis 20 FG (11-83)
 Attendance — 61,218

Team Statistics

	Den	LA
First Downs	19	17
Rushes-yards	38-127	26-149
Passing yards	276	122
Return yards	24	0
Passes	29-16-0	21-15-0
Punts	2-36.0	6-37.7
Fumbles-lost	1-1	3-1
Penalties-yards	7-48	5-30
Time of Possession	34:12	25:48

INDIVIDUAL STATISTICS

Denver

RUSHING — Lang 14-67, Winder 13-27, Elway 7-25, Sewell 3-5, Nattiel 1-3. **PASSING** — Elway 16-29-0, 298 yards. **RECEIVING** — Johnson 5-115, Nattiel 3-87, Jackson 3-32, Kay 2-42, Sewell 1-15, Lang 1-6, Winder 1-1.

LA Raiders

RUSHING — Jackson 13-98, Allen 11-44, Wilson 2-7. **PASSING** — Wilson 15-21-0, 173 yards. **RECEIVING** — Jackson 5-20, Allen 4-60, Lofton 4-59, Williams 1-25, Christensen 1-9.

DENVER 31, SAN DIEGO 17

SAN DIEGO, Calif., Nov. 29 — Denver's offense steamrolled over San Diego, pounding out 522 yards of total offense, and scoring on five of its first six possessions to grab a 31-17 win and move the Broncos to within a half-game of the division-leading Chargers. Denver's offense held the ball for just over 41 minutes. The game marked the 400th regular season contest for both franchises, and was the 100th regular season game for Denver under Dan Reeves. John Elway had his second 300-yard game in three weeks (347 yards) and rookie Ricky Nattiel caught four passes for 118 yards. The first Denver drive took 12 plays to reach the Charger six, but San Diego's Vencie Glenn stepped in front of an Elway pass and he raced untouched for 103 yards and a touchdown. Denver then took five plays to go 77 yards, including a 52-yard pass from Elway to Mark Jackson, tying the game on a one-yard run by Sammy Winder. The Chargers were unable to sustain a drive, and Denver struck again on an Elway TD pass, this one of 46 yards to Nattiel. The Chargers crept to within four points at 14-10 after adding a field goal, but the Broncos matched that effort shortly before halftime. San Diego did move to the Denver seven-yard line with seven seconds left in the half, but a third-down pass from Dan Fouts to Kellen Winslow got no farther than the one as time expired. Denver added 14 points on two third-quarter possessions,

scoring on a five-yard Elway-to-Gene Lang pass and a nine-yard pass from Elway to Vance Johnson. The Chargers scored a touchdown early in the fourth quarter, but their final two drives of the game were thwarted on interceptions by Tony Lilly and Rick Dennison.

Denver	7	10	14	0	—	31
San Diego	7	3	0	7	—	17

SD-Glenn 103 interception return (Abbott kick)
 Den-Winder 1 run (Karlis kick) (5-77)
 Den-Nattiel 46 pass from Elway (Karlis kick) (9-85)
 SD-Abbott 32 FG (9-63)
 Den-Karlis 27 FG (13-76)
 Den-Lang 5 pass from Elway (Karlis kick) (9-55)
 Den-Johnson 9 pass from Elway (Karlis kick) (9-80)
 SD-Adams 1 run (Abbott kick) (7-82)
 Attendance — 61,880

INDIVIDUAL STATISTICS

Denver

RUSHING — Bell 1-0, Elway 6-40, Lang 24-73, Winder 16-62. **PASSING** — Elway 21-32-1, 347 yards. **RECEIVING** — Johnson 7-88, Mobley 2-30, Jackson 2-56, Massie 1-13, Winder 3-27, Kay 1-10, Nattiel 4-118, Lang 1-5.

San Diego

RUSHING — Spencer 1-9, Anderson 3-16, Adams 5-38, James 1-3. **PASSING** — Fouts 23-40-2, 322 yards. **RECEIVING** — Winslow 5-49, James 7-87, Chandler 4-67, Redden 2-10, Bernstine 1-6, Anderson 3-85, Spencer 1-18.

DENVER 31, NEW ENGLAND 20

DENVER, CO., Dec. 6 — The Broncos moved into the top spot in the AFC West after a come from behind 31-20 win over the Patriots in Mile High Stadium, the team's fourth straight victory. For the second time in two years, New England carried a comfortable lead into the dressing room at halftime, only to be dismantled by Denver in the second half. Denver's effort was buoyed by three sacks and four interceptions, two by Karl Mecklenburg, and one for a score by Mark Haynes. The Patriots scored first late in the opening quarter on a 10-yard run by Reggie Dupard. Rich Karlis got Denver on the board with a 24-yard field goal midway through the second period, but a touchdown pass from Tom Ramsey to Tony Collins and a Tony Franklin field goal put New England up 17-3 at halftime. The Patriots attempted to run a reverse on the first play of the third quarter, but the exchange between Ramsey and Irving Fryar was muffed, and Jim Ryan recovered the ball for Denver on the Patriot 15. Four plays later, Tony Boddie went in from the one to pull the Broncos to within a touchdown at 17-10. Minutes later Mecklenburg picked off a pass and returned it to the New England 19. Elway led Denver to the seven, and tied the score on a pass to Rick Massie. The Patriots added a field goal later in the period, but the fourth quarter belonged to Denver. Elway threw his second TD pass of the day to Mark Jackson early in the period to grab the lead for good. Elway punted to the New England five after the next Bronco possession stalled, and two plays later Haynes intercepted a Ramsey pass and returned it 14 yards for a score. New England's last two drives ended with interceptions by Mecklenburg and Randy Robbins.

New England	7	10	3	0	—	20
Denver	0	3	14	14	—	31

NE-Dupard 1 run (Franklin kick) (7-42)
 Den-Karlis 24 FG (11-81)
 NE-Collins 4 pass from Ramsey (Franklin kick) (8-80)
 NE-Franklin 36 FG (3-9)
 Den-Boddie 1 run (Karlis kick) (4-15)
 Den-Massie 7 pass from Elway (Karlis kick) (6-19)
 NE-Franklin 27 FG (15-71)
 Den-Jackson 2 pass from Elway (Karlis kick) (6-74)
 Den-Haynes 14 interception return (Karlis kick)
 Attendance — 75,794

Team Statistics	NE	Den
First Downs	20	21
Rushes-yards	35-211	32-112
Passing yards	158	259
Return yards	28	69
Passes	39-17-4	37-17-1
Punts	5-48.2	5-34.8
Fumbles-lost	4-2	4-2
Penalties-yards	5-37	6-51
Time of Possession	30:46	29:14

INDIVIDUAL STATISTICS

New England

RUSHING — Collins 15-64, Dupard 11-91, Camarillo 1-0, Fryar 1-9, Tatupu 2-7, Ramsey 5-40. **PASSING** — Ramsey 17-39-4, 177 yards. **RECEIVING** — Fryar 3-22, Starring 2-26, Jones 3-61, Williams 2-21, Collins 5-37, Dawson 1-8, Dupard 1-2.

Denver

RUSHING — Elway 7-8, Winder 20-89, Lang 3-12, Boddie 2-3. **PASSING** — Elway 17-37-1, 265 yards. **RECEIVING** — Jackson 4-67, Nattiel 3-81, Kay 1-15, Massie 2-36, Lang 1-5, Boddie 4-26, Winder 1-7, Mobley 1-28.

SEATTLE 28, DENVER 21

SEATTLE, Wash., Dec. 13 — Denver's four-game winning streak came to an end in the Kingdome, as the Broncos fell to Seattle 28-21 in a nationally televised Sunday night game. Denver's running game netted just 72 yards, and the Broncos had to rely on John Elway's 335 yards passing. Seattle posed the first scoring threat late in the first quarter, but Jeremiah Castille forced a Steve Largent fumble on the Denver eight, and Mike Harden recovered the ball and returned it to the Bronco 22. The Seahawks' next drive reached the Denver 22 but Dave Krieg was intercepted in the end zone by Randy Robbins. Denver was unable to sustain a drive, and after a punt Seattle drove 55 yards in 12 plays to score on a three-yard run by Curt Warner. Shortly before halftime Seattle upped its lead to 14-0 on a three-yard TD pass from Krieg to Ray Butler. Denver roared back in the third quarter, scoring on an 11-yard run by Sammy Winder three minutes into the period. Krieg fumbled on Seattle's next drive and Greg Kragen recovered for Denver on the Seahawk 39. Two plays later Elway hit Rick Massie for 39 yards and a score to tie the game. It took Seattle just three plays to grab the lead again on a flea-flicker pass from Krieg to Butler, and the Seahawks increased the lead to 28-14 early in the fourth quarter on another Krieg pass, this to John L. Williams. Denver scored the final points of the game late in the period after a 12-play, 85-yard drive culminated on a one-yard run by Winder.

Denver	0	0	14	7	—	21
Seattle	0	14	7	7	—	28

Sea-Warner 3 run (Johnson kick) (12-55)
 Sea-Butler 3 pass from Krieg (Johnson kick) (9-64)
 Den-Winder 11 run (Karlis kick) (9-59)
 Den-Massie 39 pass from Elway (Karlis kick) (2-39)
 Sea-Butler 40 pass from Krieg (Johnson kick) (3-71)
 Sea-Williams 7 pass from Krieg (Johnson kick) (8-38)
 Den-Winder 1 run (Karlis kick) (12-84)
 Attendance — 61,759

Team Statistics

	Den	Sea
First Downs	20	24
Rushes-yards	18-72	37-141
Passing yards	308	238
Return yards	12	95
Passes	43-21-1	34-23-2
Punts	6-40.7	4-43.0
Fumbles-lost	1-0	2-2
Penalties-yards	6-61	4-40
Time of Possession	24:58	35:02

INDIVIDUAL STATISTICS

Denver

RUSHING — Winder 13-50, Elway 3-12, Lang 1-6, Boddie 1-4. **PASSING** — Elway 21-42-2, 335 yards, Lang 0-1-0. **RECEIVING** — Boddie 5-59, Winder 4-9, Jackson 3-85, Massie 3-82, Nattiel 3-68, Kay 2-26, Micho 1-6.

Seattle

RUSHING — Warner 22-76, Williams 10-37, Krieg 5-28. **PASSING** — Krieg 23-33-2, 238 yards, Largent 0-1-0. **RECEIVING** — Williams 7-47, Butler 6-107, Warner 4-23, Largent 3-43, Turner 1-10, Skansi 1-8, Tice 1-0.

DENVER 20, KANSAS CITY 17

DENVER, Colo., Dec. 19 — Kansas City's Nick Lowery missed on a 37-yard field goal attempt with 34 seconds left in the game, and Denver squeaked out a 20-17 victory over the Chiefs in a nationally televised Saturday afternoon contest. The Broncos clinched a playoff spot with the combination of the win and a loss by Pittsburgh the next day. Sammy Winder led all backs with 98 yards on 23 carries, and Clarence Kay posted career-high totals of six catches for 91 yards. The Broncos took control of the game early as they drove to a touchdown on their first possession, scoring on a three-yard run by Gene Lang. The next Bronco drive stalled on the Kansas City three, and Rich Karlis kicked a 20-yard field goal to put Denver up 10-0. After a Kansas City field goal midway through the second quarter, John Elway led the Broncos 80 yards in 13 plays to score on an eight-yard pass to Sammy Winder, increasing the lead to 17-3. The Chiefs' Herman Heard took off on a 64-yard scoring run on his team's first play from scrimmage of the second half.

Minutes later Karlis kicked another field goal and Denver's lead was 20-10. Kansas City moved to within a field goal eight minutes into the fourth quarter on an eight-yard pass from Bill Kenney to Stephon Paige, and after the Broncos' next possession stalled, Kenney moved his team into position for Lowery's final unsuccessful field goal try.

Kansas City	0	3	7	7	—	17
Denver	7	10	3	0	—	20

Den-Lang 3 run (Karlis kick) (9-76)
 Den-Karlis 20 FG (13-72)
 KC-Lowery 33 FG (6-25)
 Den-Winder 8 pass from Elway (Karlis kick) (13-80)
 KC-Hard 64 run (Lowery kick) (1-64)
 Den-Karlis 43 FG (16-69)
 KC-Paige 8 pass from Kenney (Lowery kick) (5-80)
 Attendance — 75,053

Team Statistics	KC	Den
First downs	20	22
Rushes-yards	21-123	40-143
Passing yards	254	226
Return yards	26	45
Passes	39-26-0	31-18-0
Punts	5-46.8	4-51.5
Fumbles-lost	2-1	2-2
Penalties-yards	9-70	7-58
Time of Possession	24:48	35:12

INDIVIDUAL STATISTICS

Kansas City

RUSHING — Heard 10-93, Palmer 2-8, Moriarty 6-22, Okoye 1-0, Kenney 2-0. **PASSING** — Kenney 26-39-0, 272 yards. **RECEIVING** — Okoye 3-24, Heard 3-37, Moriarty 3-11, Coffman 1-8, Carson 5-59, Colbert 2-13, Paige 5-78, Keel 1-7, Kayes 3-35.

Denver

RUSHING — Winder 23-98, Lang 5-24, Elway 11-20, Bell 1-1. **PASSING** — Elway 18-31-0, 237 yards. **RECEIVING** — Johnson 3-35, Winder 2-18, Nattiel 2-45, Kay 6-91, Lang 2-12, Watson 1-12, Mobley 1-7, Jackson 1-17.

DENVER 24, SAN DIEGO 0

DENVER, CO., Dec. 27 — The Broncos clinched their third AFC West title in four seasons with a 24-0 victory over the Chargers. The win gave Denver home-field advantage in the 1987 playoffs. The game was played in blizzard conditions (22 mph wind, 90% humidity, and -9 degrees wind chill) before 19,857 hardy fans in the Mile High Stadium. Denver's special teams scored four plays into the game when Kevin Clark returned a San Diego punt 71 yards for a touchdown. After Clark returned a punt to the Charger 38 later in the first period, Denver took seven plays to score on a one-yard plunge by Sammy Winder. San Diego's next three drives in the first half failed after a pass interception by Jim Ryan, a missed field goal try, and an interception by Mike Harden. The Broncos pulled farther out in front early in the fourth period after a 12-play, 70-yard drive ended with Rich Karlis kicking a 26-yard field goal. Three plays into the Chargers' next possession, Ricky Hunley picked off a Mark Herrman pass and rambled 52 yards for a touchdown, giving Denver a 24-0 lead. Hunley and Mike Harden both registered their second interceptions in the game in the final period, as Denver's defense cemented the shutout.

San Diego	0	0	0	0	—	0
Denver	14	0	0	10	—	24

Den-Clark 71 punt return (Karlis kick)
 Den-Winder 1 run (Karlis kick) (7-38)
 Den-Karlis 26 FG (12-70)
 Den-Hunley 52 interception return (Karlis kick)
 Attendance — 19,857

Team Statistics	SD	Den
First Downs	7	15
Rushes-yards	21-43	40-129
Passing yards	108	86
Return yards	74	261
Passes	29-16-5	24-7-3
Punts	8-44.8	4-44.0
Fumbles-lost	3-0	1-1
Penalties-yards	4-38	2-10
Time of Possession	25:26	34:34

INDIVIDUAL STATISTICS

San Diego

RUSHING — Spencer 11-25, Redden 1-3, Adams 6-18, James 1-(-3), Herrmann 2-0. **PASSING** — Herrmann 13-23-4, 123 yards, Vlasic 3-6-1, 8 yards. **RECEIVING** — Winslow 6-44, Spencer 1-2, Holland 3-64, Anderson 3-7, Redden 2-13, Bernstine 1-1.

Denver

RUSHING — Winder 23-67, Elway 5-24, Lang 7-23, 5-15. **PASSING** — Elway 7-20-1, 98 yards, Kubiak 0-4-2. **RECEIVING** — Winder 1-2, Nattiel 2-24, Watson 1-15, Mobley 2-35, Kay 1-22.

DENVER 34, HOUSTON 10 1987 AFC DIVISIONAL PLAYOFF GAME

DENVER, CO., Jan 10 — The Broncos advanced to the AFC Championship game after beating the Oilers 34-10, the largest margin of victory ever for the Broncos in postseason play. The Broncos were led to on defense by Mark Haynes and Karl Mecklenburg, who both picked up key interceptions, and on offense by quarterback John Elway (14 of 25, 259 yards, two TDs) and receivers Vance Johnson (four catches for 105 yards) and Clarence Kay (three catches for 57 yards and two TDs). Punter Mike Horan put the Oilers in a hole after the Broncos' first drive stalled, sending a punt to the Houston five-yard line, where two plays later, a lateral pass from Warren Moon to Mike Rozier was fumbled, and Steve Wilson recovered for Denver on the one. Gene Lang scored two plays later to give the Broncos an early 7-0 lead. Houston's next drive reached the Bronco 20-yard line before Mecklenburg intercepted a pass and returned it to the Denver 28. Elway hit Kay for 29 yards on the next play to move into Houston territory, and five plays later the same connection was made for a 27-yard touchdown pass, giving the Broncos a 14-0 lead. Both teams added field goals on their first drive of the second quarter to make the score 17-3 in Denver's favor. On the fourth Denver play after Houston's field goal, Elway threw a 55-yard bomb to Johnson to move the ball to the Oiler 11. Five plays later Elway hit Kay, again for a touchdown on a one-yard pass to up the lead to 24-3 with less than two minutes left in the half. Denver's first possession of the second half resulted in a Rich Karlis field goal. Houston then took 10 plays to reach the Denver seven, but Mark Haynes picked off a Moon pass in the end zone and returned it 57 yards, a Bronco playoff record. Houston's next drive reached the Bronco 11 but a pass on fourth down fell incomplete. The Oilers got the ball back three plays later when Patrick Allen intercepted an Elway pass, and that led to a 19-yard TD pass from Moon to Ernest Givins, cutting Denver's lead to 27-10. The Broncos' Kevin Clark recovered the onside kick that followed, and Denver moved 52 yards in seven plays to score the final points of the game on a three-yard run by Elway.

Houston	0	3	0	7	—	10
Denver	14	10	3	7	—	34

Den-Lang 1 run (Karlis kick) (2-1)
 Den-Kay 27 pass from Elway (Karlis kick) (6-72)
 Den-Karlis 43 FG (7-14)
 Hou-Zendejas 46 FG (12-54)
 Den-Kay 1 pass from Elway (Karlis kick) (9-80)
 Den-Karlis 23 FG (5-51)
 Hou-Givins 19 pass from Moon (Zendejas kick) (3-48)
 Den-Elway 3 run (Karlis kick) (7-52)
 Attendance — 75,968

Team Statistics	Hou	Den
First Downs	20	19
Rushes-yards	26-73	29-61
Passing yards	264	255
Return yards	2	90
Passes	43-24-2	25-14-1
Punts	3-44.7	2-46.0
Fumbles-lost	2-1	0-0
Penalties-yards	10-73	4-35
Time of Possession	32:33	27:27

INDIVIDUAL STATISTICS

Houston

RUSHING — Highsmith 5-13, Rozier 9-25, Moon 5-15, Givin 1-0, Pinkett 6-20. **PASSING** — Moon 24-43-2, 264 yards. **RECEIVING** — Duncan 4-32, Givins 6-84, Hill 5-93, Williams 1-7, Drewery 2-17, Rozier 1-6, Highsmith 4-20, Pinkett 1-5.

Denver

RUSHING — Sewell 5-9, Winder 13-46, Elway 4-8, Lang 3-(-6), Bell 2-7, Kubiak 2-(-3). **PASSING** — Elway 14-25-1, 259 yards. **RECEIVING** — Johnson 4-105, Kay 3-57, Sewell 3-41, Boddie 1-15, Mobley 1-9, Nattiel 1-7, Lang 1-25.

STARTERS

82 Vance Johnson, WR	61 Andre Townsend, LE
70 Dave Studdard, LT	71 Greg Kragen, NT
54 Keith Bishop, LG	75 Rulon Jones, RE
62 Mike Freeman, C	73 Simon Fletcher, LOLB
79 Stefan Humphries, RG	77 Karl Mecklenburg, LILB
76 Ken Lanier, RT	98 Ricky Hunley, RILB
88 Clarence Kay, TE	50 Jim Ryan, ROLB
80 Mark Jackson, WR	36 Mark Haynes, LCB
7 John Elway, QB	22 Tony Lilly, FS
23 Sammy Winder, RB	31 Mike Harden, SS
89 Orson Mobley, H-back	45 Steve Wilson, RCB

SUBSTITUTES — 2 M. Horan, 3 R. Karlis, 8 G. Kubiak, 24 T. Boddie, 27 K. Clark, 28 J. Castille, 30 S. Sewell, 33 G. Lang, 34 T. Braxton, 35 K. Bell, 38 B. Plummer, 46 B. Micho, 55 R. Dennison, 56 M. Brooks, 59 T. Lucas, 65 W. Bowyer, 68 L. Lee, 72 K. Kartz, 81 S. Watson, 84 R. Nattiel, 86 M. Andrews, 90 F. Gilbert, 97 B. Klostermann.

DENVER 38, CLEVELAND 33 AFC CHAMPIONSHIP GAME

DENVER, CO., Jan. 17 — Denver's Jeremiah Castille recovered a Cleveland fumble on the Denver three-yard line with just over a minute left in the game, halting a desperate drive by the Browns and preserving a victory for Denver. With the win, Denver became the first AFC Champion since the Pittsburgh Steelers in 1978-79 to win the conference in consecutive seasons. The Browns were presented with the first scoring opportunity of the game when Freddie Gilbert caught a deflected Bernie Kosar pass on the contest's third play. Denver took four plays to go 18 yards, scoring on an eight-yard pass from John Elway to Ricky Nattiel. The Browns next drive reached the Bronco 45 before Kevin Mack fumbled, and it was recovered by Steve Wilson on the Denver 40. Two plays later Gene Lang took off on a 42-yard run, the longest in postseason history for Denver, taking the ball to the Cleveland 11. Six plays later, faced with a third-and-goal from the three, Elway's pass into the endzone fell incomplete, but Cleveland was penalized for holding, giving the Broncos new life at the Browns' one. Steve Sewell scored on first down to give Denver a 14-0 lead with 11 minutes gone in the first quarter. The Browns took 13 plays to move 64 yards for their first points of the game, scoring on a 24-yard Matt Bahr field goal. On the sixth play of the following Bronco drive, Elway scrambled for seven yards to the Denver 46, and a Cleveland penalty put the Broncos at the Cleveland 39. Four plays later Elway hit Ricky Nattiel for 21 yards, down to the Cleveland one, and Gene Lang carried it into the endzone to up Denver's lead to 21-3. Both teams missed field goals in the latter part of the first half, and the Broncos took their 18-point lead into the dressing room at halftime. After Elway was intercepted by Felix Wright four plays into the second half, Cleveland needed just three plays to go 35 yards and score on an 18-yard pass from Bernie Kosar to Reggie Langhorne. The Broncos answered that four plays into their next drive, when on a third-and-10 from the Denver 20, Elway scrambled right and threw a pass to Mark Jackson, who was standing at the Bronco 25. Jackson evaded two tackles and sprinted for a touchdown to complete an 80-yard scoring play and give the Broncos a 28-10 lead. Kosar and the Browns roared right back, moving 80 yards in five plays to score on a 32-yard Kosar-to-Earnest Byner pass. After a Bronco punt, Cleveland engineered another scoring drive, going 42 yards in four plays and scoring on a four-yard run by Byner to narrow the Bronco lead to 28-24. Just before the end of the third period, Rich Karlis capped off a Denver possession with a 38-yard field goal. The Browns, however, moved 86 yards in nine plays to tie the score at 31-31 on a four-yard pass from Kosar to Webster Slaughter. After an exchange of punts, Denver began a drive at their own 25 with 5:14 left in the game. On first down, Elway threw a 26-yard pass to Nattiel, and three plays later, duplicated the play to take the ball to the Cleveland 20. On the next play Elway passed to Sammy Winder, who caught it at the 23 and rambled the rest of the way into the endzone to put the Broncos up 38-31 with just over four minutes left. Kosar and the Browns rallied back and got to the Denver eight-yard line with 1:12 remaining, when Byner ran to the three, but had the ball stripped by Castille, who recovered for the Broncos. Denver was forced into a fourth down situation with 13 seconds left, and punter Mike Horan carried the ball out of the back of the endzone for a safety, making the score 38-33 in Denver's favor. After the ensuing free kick, Cleveland attempted one pass before time ran out.

Cleveland	0	3	21	9	—	33
Denver	14	7	10	7	—	38

	Clev	Den
Den-Nattiel 8 pass from Elway (Karlis kick) (4-18)	25	24
Den-Sewell 1 run (Karlis kick) (8-60)	27-128	39-156
Clev-Bahr 24 FG (13-64)	336	256
Den-Lang 1 run (Karlis kick) (11-80)	37	13
Clev-Langhorne 18 pass from Kosar (Bahr kick) (3-35)	41-26-1	26-14-1
Den-Jackson 80 pass from Elway (Karlis kick) (3-80)	2-48-0	3-33-7
Clev-Byner 32 pass from Kosar (Bahr kick) (5-80)	3-3	2-1
Clev-Byner 4 run (Bahr kick) (4-32)	7-59	7-44
Den-Karlis 38 FG (9-59)	31:37	28:23
Clev-Slaughter 4 pass from Kosar (Bahr kick) (9-86)		
Den-Winder 20 pass from Elway (Karlis kick) (5-75)		
Clev-Safety, Horan runs out of endzone		
Attendance — 75,993		

	Clev	Den
First downs	25	24
Rushes-yards	27-128	39-156
Passing yards	336	256
Return yards	37	13
Passes	41-26-1	26-14-1
Punts	2-48-0	3-33-7
Fumbles-lost	3-3	2-1
Penalties-yards	7-59	7-44
Time of Possession	31:37	28:23

STARTERS

84 Ricky Nattiel, WR	61 Andre Townsend, LE
70 Dave Studdard, LT	71 Greg Kragen, NT
54 Keith Bishop, LG	75 Rulon Jones, RE
62 Mike Freeman, C	73 Simon Fletcher, LOLB
79 Stefan Humphries, RG	77 Karl Mecklenburg, LILB
76 Ken Lanier, RT	98 Ricky Hunley, RILB
88 Clarence Kay, TE	50 Jim Ryan, ROLB
80 Mark Jackson, WR	36 Mark Haynes, LCB
7 John Elway, QB	22 Tony Lilly, FS
23 Sammy Winder, RB	49 Dennis Smith, SS
33 Gene Lang, RB	45 Steve Wilson, RCB

SUBSTITUTES — 2 M. Horan, 3 R. Karlis, 8 G. Kubiak, 24 T. Boddie, 27 K. Clark, 28 J. Castille, 30 S. Sewell, 34 T. Braxton, 35 K. Bell, 38 B. Plummer, 46 B. Micho, 48 R. Robbins, 55 R. Dennison, 56 M. Brooks, 59 T. Lucas, 65 W. Bowyer, 72 K. Kartz, 81 S. Watson, 86 M. Andrews, 89 O. Mobley, 90 F. Gilbert, 95 S. Bryan, 97 B. Klostermann.

INDIVIDUAL STATISTICS

Cleveland

RUSHING — Byner 15-67, Mack 12-61. **PASSING** — Kosar 26-41-1, 356 yards. **RECEIVING** — Byner 7-120, Newsome 3-35, Tennell 1-5, Weathers 1-19, Slaughter 4-53, Brennan 4-48, Langhorne 2-48, Mack 4-28.

Denver

RUSHING — Winder 20-72, Elway 11-36, Lang 5-51, Sewell 1-1, Boddie 1-8, Horan 1-(-12). **PASSING** — Elway 14-26-1, 281 yards. **RECEIVING** — Nattiel 5-95, Sewell 1-10, Winder 3-34, Jackson 4-134, Mobley 1-8.

WASHINGTON 42, DENVER 10 SUPER BOWL XXII

SAN DIEGO, Calif., Jan. 31 — The Washington Redskins scored 35 points in the second quarter to power their 42-10 victory over the Broncos in Super Bowl XXII, played at San Diego Jack Murphy Stadium. Super Bowl MVP Doug Williams of Washington completed 18 of 29 passes for 340 yards and four TDs, while rusher Timmy Smith gained 204 yards on 22 carries, scoring twice, and wide receiver Ricky Sanders caught nine passes for 193 yards and two touchdowns. Overall, The Redskins gained 602 yards of total offense to Denver's 327. The Broncos took the early lead on their first play from scrimmage, a 56-yard bomb from John Elway to Ricky Nattiel, coming with just 1:57 gone in the game. Denver's next possession stalled at the Redskins' seven-yard line, and Rich Karlis put the Broncos up 10-0 with a 24-yard field goal. In the second quarter, however, Denver's dreams of a World Championship were blown apart by Redskins. On Washington's first play of the quarter, Williams and Sanders combined for an 80-yard TD to bring the score to 10-7. The Redskins took the lead for good on the fifth play of their next possession when Williams hit Gary Clark for 27 yards and a score. Denver got as far as the Washington 26 on its next drive, but Karlis' 43-yards field goal attempt sailed wide left. Two plays later Timmy Smith scored on a 58-yard run to increase the Washington lead to 21-10. The Redskins' next possession ended with a 50-yard Williams-to-Sanders TD pass, and minutes later, Williams and Clint Didier combined for a seven-yard TD pass to give Washington a 35-10 lead at halftime. The Broncos could move only as far as the Redskins' 48-yard line in the second half, while Washington closed out the scoring late in the game on a four-yard run by Smith.

Washington	0	35	0	7	—	42
Denver	10	0	0	0	—	10

	Wash	Den
Den-Nattiel 56 pass from Elway (Karlis kick) (1-56)	25	18
Den-Karlis 24 FG (7-61)	40-280	17-97
Wash-Sanders 80 pass from Williams (Haji-Sheikh kick) (1-80)	322	230
Wash-Smith 58 run (Haji-Sheikh kick) (2-74)	11	18
Wash-Clark 27 pass from Williams (Haji-Sheikh kick) (5-64)	30-18-1	39-15-3
Wash-Smith 58 run (Haji-Sheikh kick) (2-74)	4-37-5	7-36-1
Wash-Sanders 50 pass from Williams (Haji-Sheikh kick) (3-60)	1-0	0-0
Wash-Didier 8 pass from Williams (Haji-Sheikh kick) (7-79)	6-65	5-26
Wash-Smith 4 run (Haji-Sheikh kick) (4-68)	35:15	24:45
Attendance — 73,302		

INDIVIDUAL STATISTICS

Washington

RUSHING — Sanders 1-(-4), Smith 23-204, Williams 2-(-2), Bryant 8-38, Clark 1-25, Rogers 5-17, Griffin 1-2. **PASSING** — Williams 18-29-1, 340 yards, Schroeder 0-1-0. **RECEIVING** — Sanders 9-193, Smith 1-9, Bryant 1-20, Monk 1-40, Warren 2-15, Clark 3-55, Didier 1-8.

Denver

RUSHING — Elway 3-32, Sewell 1-(-3), Winder 8-30, Lang 5-38. **PASSING** — Elway 14-38-3, 257 yards, Sewell 1-1-0, 23 yards. **RECEIVING** — Nattiel 2-69, Elway 1-23, Jackson 4-76, Sewell 4-41, Winder 1-26, Lang 1-7, Kay 2-38.

STARTERS

80 Mark Jackson, WR	61 Andre Townsend, LE
70 Dave Studdard, LT	71 Greg Kragen, NT
54 Keith Bishop, LG	75 Rulon Jones, RE
62 Mike Freeman, C	73 Simon Fletcher, LOLB
79 Stefan Humphries, RG	77 Karl Mecklenburg, LILB
76 Ken Lanier, RT	98 Ricky Hunley, RILB
88 Clarence Kay, TE	50 Jim Ryan, ROLB
84 Ricky Nattiel, WR	36 Mark Haynes, LCB
7 John Elway, QB	45 Steve Wilson, RCB
23 Sammy Winder, RB	49 Dennis Smith, SS
33 Gene Lang, FB	22 Tony Lilly, FS

SUBSTITUTIONS — 2 M. Horan, 3 R. Karlis, 8 G. Kubiak, 24 T. Boddie, 27 K. Clark, 28 J. Castille, 30 S. Sewell, 34 T. Braxton, 35 K. Bell, 38 B. Plummer, 46 B. Micho, 48 R. Robbins, 55 R. Dennison, 56 M. Brooks, 59 T. Lucas, 65 W. Bowyer, 72 K. Kartz, 81 S. Watson, 82 V. Johnson, 89 O. Mobley, 90 F. Gilbert, 97 B. Kostermann. DNP-68 L. Lee.

DENVER BRONCOS 1988 ROAD HOTELS

Los Angeles Rams	Doubletree at the City	(714) 634-4500
Miami	Westin Cypress Creek	(305) 772-1331
Kansas City	Hyatt Regency	(816) 421-1234
San Diego	La Jolla Marriott	(619) 587-1414
San Francisco	Westin Airport	(415) 952-3500
Pittsburgh	Westin William Penn	(412) 281-7100
Indianapolis	Radisson Hotel	(317) 846-2700
New Orleans	Westin Canal Place	(504) 566-7006
Los Angeles Raiders	Stouffer Concourse	(213) 216-5858
Seattle	Westin Hotel	(206) 728-1000

1987 PLAYOFF STATISTICS

POSTSEASON — THREE GAMES

	Opponent	Denver	Opponent	Attend.
W	Houston	34	10	75,968
W	Cleveland	38	33	75,993
L	Washington	10	42	73,302

TEAM STATISTICS

	Broncos	Opponents
TOTAL FIRST DOWNS	61	70
Rushing	25	26
Passing	30	40
Penalty	6	4
Third Down Made/Attempts	13/35	25/45
Third Down Efficiency	37%	56%
Fourth Down Made/Attempts	1/2	3/5
Fourth Down Efficiency	50%	60%
TOTAL NET YARDS	1055	1403
Average Per Game	351.7	467.7
Total Plays	183	211
Average Per Play	5.8	6.6
NET YARDS RUSHING	314	481
Average Per Game	104.7	160.3
Total Rushes	85	93
Average Per Rush	3.7	5.2
NET YARDS PASSING	741	922
Average Per Game	247.0	307.3
Tackled/Yards Lost	8/79	4/38
Gross Yards Passing	820	960
Attempts/Completions	90/43	114/68
Pct. of Completions	48%	60%
Had Intercepted	5	4
Average Per Pass Play	7.6	7.8
PUNTS/AVERAGE	12/37.2	9/42.2
NET PUNTING AVERAGE	31.8	37.1
TOTAL RETURN YARDAGE	280	252
Punt Returns/Average	6/7.7	3/8.0
Kickoff Returns/Average	10/15.9	11/18.4
Interception Returns/Average	4/18.8	5/5.2
PENALTIES/YARDS	16/105	23/197
FUMBLES/BALL LOST	2/0	6/4
TOUCHDOWNS	10	11
Rushing	4	3
Passing	6	8
Returns	0	0
Extra Points Made/Attempts	10/10	11/11
Field Goals Made/Attempts	4/6	2/4
TOTAL POINTS	82	85

RUSHING

	No.	Yds.	Avg.	LG	TD
Winder	41	148	3.6	13	0
Lang	13	83	6.4	42	2
Elway	18	76	4.2	21	1
Boddie	1	8	8.0	8	0
Sewell	7	7	1.0	5	1
Bell	2	7	3.5	5	0
Kubiak	2	-3	-1.5	-1	0
Horan	1	-12	-12.0	-12	0
BRONCOS TOTAL	85	314	3.7	42	4
Opponents Total	93	481	5.2	58T	3

PASSING

	Att.	Comp.	Yds.	Pct.	Avg./Att.	TD
Sewell	1	1	23	1.000	23.00	0
Elway	89	42	797	.472	8.96	6
BRONCOS TOTAL	90	43	820	.478	9.11	6
Opponents Total	114	68	960	.596	8.42	8

	Pct. TD	Int.	Pct. Int.	LG	TKD/ Lost	Rating
Sewell	.000	0	.000	23	0/0	118.6
Elway	.067	5	.056	80T	8/79	77.7
BRONCOS TOTAL	.067	5	.056	80T	8/79	78.8
Opponents Total	.070	4	.035	80T	4/38	95.5

RECEIVING

	No.	Yds.	Avg.	LG	TD
Jackson	8	210	26.3	80T	1
Nattiel	8	171	21.4	56T	2
Sewell	8	92	11.5	25	0
Kay	5	95	19.0	29	2
Johnson, V.	4	105	26.3	55	0
Winder	4	60	15.0	26	1
Lang	2	32	16.0	25	0
Mobley	2	17	8.5	9	0
Elway	1	23	23.0	23	0
Boddie	1	15	15.0	15	0
BRONCOS TOTAL	43	820	19.1	80T	6
Opponents Total	68	960	14.1	80T	8

INTERCEPTIONS

	No.	Yds.	Avg.	LG	TD
Haynes	1	57	57.0	57	0
Mecklenburg	1	18	18.0	18	0
Castille	1	0	0.0	0	0
Gilbert	1	0	0.0	0	0
BRONCOS TOTAL	4	75	18.8	57	0
Opponents Total	5	26	5.2	13	0

PUNTING

	No.	Yds.	Avg.	TB	In 20	LG	Bik
Horan	11	428	38.9	2	2	49	—
Elway	1	18	18.0	0	0	18	—
BRONCOS TOTAL	12	446	37.2	2	2	49	0
Opponents Total	9	380	42.2	0	1	59	0

SCORING

	TDR	TDP	TDRT	PAT	FG	TP
Karlis				10/10	4/6	22
Lang	2					12
Nattiel		2				12
Kay		2				12
Elway	1					6
Jackson		1				6
Winder		1				6
Sewell	1					6
BRONCOS TOTAL	4	6	0	10/10	4/6	82
Opponents Total	3	8	0	11/11	2/4	85***

PUNT RETURNS

	No.	FC	Yds.	Avg.	LG	TD
Clark	6	1	46	7.7	12	0
BRONCOS TOTAL	6	1	46	7.7	12	0
Opponents Total	3	2	24	8.0	17	0

KICKOFF RETURNS

	No.	Yds.	Avg.	LG	TD
Bell	9	159	17.7	28	0
Clark	1	0	0.0	0	0
BRONCOS TOTAL	10	159	15.9	28	0
Opponents Total	11	202	18.4	28	0

FIELD GOALS

	1-19	20-29	30-39	40-49	50+	TOTAL
Karlis	0-0	2-2	1-1	1-2	0-1	4-6
BRONCOS TOTAL	0-0	2-2	1-1	1-2	0-1	4-6
Opponents Total	0-0	1-1	0-0	1-3	0-0	2-4

SCORE BY PERIODS

	1	2	3	4	OT	Total
BRONCOS TOTAL	38	17	13	14	—	82
Opponents Total	0	41	21	23	—	85



* No longer on active roster
 *** Includes 1 Safety

FIELD GOALS: (43*,23*) (50,38*) (24*,43)

1987 FINAL STANDINGS

American Football Conference

	Eastern Division			Pct.	Pts.	Opp.
	W	L	T			
*Indianapolis	9	6	0	.600	300	238
New England	8	7	0	.533	320	293
Miami	8	7	0	.533	362	335
Buffalo	7	8	0	.467	270	305
N.Y. Jets	6	9	0	.400	334	360

	Central Division			Pct.	Pts.	Opp.
	W	L	T			
*Cleveland	10	5	0	.667	390	239
**Houston	9	6	0	.600	345	349
Pittsburgh	8	7	0	.533	285	299
Cincinnati	4	11	0	.267	285	370

	Western Division			Pct.	Pts.	Opp.
	W	L	T			
*Denver	10	4	1	.700	379	288
**Seattle	9	6	0	.600	371	314
San Diego	8	7	0	.533	253	317
L.A. Raiders	5	10	0	.333	301	289
Kansas City	4	11	0	.267	273	388

*Division Champion
 **Wild Card for Playoffs

National Football Conference

	Eastern Division			Pct.	Pts.	Opp.
	W	L	T			
*Washington	11	4	0	.733	379	285
Dallas	7	8	0	.467	340	348
St. Louis	7	8	0	.467	362	368
Philadelphia	7	8	0	.467	337	380
N.Y. Giants	6	9	0	.400	280	312

	Central Division			Pct.	Pts.	Opp.
	W	L	T			
*Chicago	11	4	0	.733	356	282
**Minnesota	8	7	0	.533	336	335
Green Bay	5	9	1	.367	255	300
Tampa Bay	4	11	0	.267	286	360
Detroit	4	11	0	.267	269	384

	Western Division			Pct.	Pts.	Opp.
	W	L	T			
*San Francisco	13	2	0	.867	459	253
**New Orleans	12	3	0	.800	422	283
L.A. Rams	6	9	0	.400	317	361
Atlanta	3	12	0	.200	205	436

NFL Postseason At A Glance

AFC First Round Playoff
 Houston 23, Seattle 20 (OT)

AFC Divisional Playoff
 Cleveland 38, Indianapolis 21
 Denver 34, Houston 10

AFC Championship
 Denver 38, Cleveland 33

Super Bowl XXII
 Washington 42, Denver 10

NFC First Round Playoff
 Minnesota 44, New Orleans 10

NFC Divisional Playoff
 Washington 21, Chicago 17
 Minnesota 36, San Francisco 24

NFC Championship
 Washington 17, Minnesota 10


1988 Pro Bowl
 AFC 15, NFC 6

New England finished second in the AFC East because of better division record (6-2 vs. 2-6 by Miami).

Dallas finished second in NFC East because of better division record (4-4 vs. 3-5 by St. Louis and Philadelphia). St. Louis finished third in NFC East because of better conference record (7-7 vs. 4-7 by Philadelphia). Tampa Bay finished fourth in NFC Central because of better division record (3-4 vs. 2-5 by Detroit).

Note: 1987 regular season reduced from 16 to 15 games for each club because of players' strike.

HISTORY AND RECORDS



K RICH KARLIS, WHOSE .726 CAREER FIELD GOAL PERCENTAGE IS THE FIFTH HIGHEST IN PRO FOOTBALL HISTORY.

NOTABLE PERFORMANCES

THE LAST TIME

PUNT RETURN FOR TOUCHDOWN—

Broncos: Kevin Clark, 71 yards, vs. San Diego, 12/27/87.
Opponent: Jitter Fields, 85 yards, at Kansas City, 10/18/87.

KICKOFF RETURN FOR TOUCHDOWN—

Broncos: Randy Montgomery, 94 yards, at San Diego, 9/24/72.
Opponent: Gary Anderson, 98 yards, vs. San Diego, 11/17/85.

INTERCEPTION RETURN FOR TOUCHDOWN—

Broncos: Ricky Hunley, 52 yards, vs. San Diego, 12/27/87.
Opponent: Vencie Glenn, 103 yards, at San Diego, 11/29/87.

FUMBLE RETURN FOR TOUCHDOWN (DEFENSE)—

Broncos: Andre Townsend, 7 yards, vs. Kansas City, 11/16/86.
Opponent: Whitney Paul, 47 yards, at Kansas City, 10/18/81.

BLOCKED PUNT RETURN FOR TOUCHDOWN—

Broncos: Rob Nairne, 22 yards, vs. New England, 11/11/79.
Opponent: Terry Taylor, 15 yards, at Seattle, 12/20/85.

BLOCKED FIELD GOAL RETURN FOR TOUCHDOWN—

Broncos: Louis Wright, 60 yards, vs. San Diego, 11/17/85.
Opponent: Les Duncan, 72 yards, at San Diego, 11/23/67.

SAFETY—

Broncos: Jim Ryan tackled Doug Hudson in endzone, at Kansas City, 10/18/87.
Opponent: Steve Tasker blocked Mike Horan's punt out of endzone, at Buffalo, 11/8/87.

40 POINTS—

Broncos: Denver 40, vs. Seattle 17, 9/13/87.
Opponent: Denver 10, vs. Houston 40, 10/4/87.

SHUTOUT—

Broncos: Denver 24, vs. San Diego 0, 12/27/87.
Opponent: Denver 0, at Chicago 27, 9/9/84.

100 YARDS RUSHING—

Broncos: Joe Dudek, 23-128, 2 TD, vs. L.A. Raiders, 10/12/87.
Opponent: Curt Warner, 24-192, 3 TD, at Seattle, 12/20/86.

300 YARDS PASSING—

Broncos: John Elway, 21/42, 335 yards, 1 TD, at Seattle, 12/13/87.
Opponent: Dan Fouts, 23/40, 322 yards, 0 TD, at San Diego, 11/29/87.

100 YARDS RECEIVING—

Broncos: Ricky Nattiel, 4-118, 1 TD, at San Diego, 11/29/87.
Opponents: Ray Butler, 6-107, 2 TD, at Seattle, 12/13/87.

1,000-YARD RUSHING SEASONS OTIS ARMSTRONG, 1974—1,407 yards and 9 TDs

		Carries	Yards	Cumulative
9/15	vs. Los Angeles	12	31	12-31
9/22	vs. Pittsburgh	19	131	31-162
9/30	at Washington	11	32	42-194
10/6	at Kansas City	14	48	56-242
10/13	vs. New Orleans	13	57	69-299
10/20	vs. San Diego	20	98	89-397
10/27	at Cleveland	17	142	106-539
11/3	vs. Oakland	20	88	126-627
11/10	at Baltimore	19	110	145-737
11/18	vs. Kansas City	16	55	161-792
11/24	at Oakland	29	146	190-938
11/28	at Detroit	24	144	214-1,082
12/8	vs. Houston	31	183	245-1,265
12/15	at San Diego	18	142	263-1,407

1,000-YARD RUSHING SEASONS (Continued) SAMMY WINDER, 1984—1,153 yards and 4 TDs

		Carries	Yards	Cumulative
9/2	vs. Cincinnati	17	94	17-94
9/9	at Chicago	7	16	24-110
9/16	at Cleveland	17	76	41-186
9/23	vs. Kansas City	31	139	72-325
9/30	vs. Los Angeles Raiders	16	91	88-416
10/7	at Detroit	7	17	95-433
10/15	vs. Green Bay	29	86	124-519
10/21	at Buffalo	15	65	139-584
10/28	at Los Angeles Raiders	34	126	173-710
11/4	vs. New England	14	25	187-735
11/11	at San Diego	22	37	209-772
11/18	vs. Minnesota	12	75	221-847
11/25	vs. Seattle	10	40	231-887
12/2	at Kansas City	25	96	256-983
12/9	vs. San Diego	22	90	278-1,073
12/15	at Seattle	18	80	296-1,153

FLOYD LITTLE, 1971—1,133 yards and 6 TDs

		Carries	Yards	Cumulative
9/19	vs. Miami	23	70	23-70
9/26	at Green Bay	16	53	39-123
10/3	vs. Kansas City	13	27	52-150
10/10	vs. Oakland	16	39	68-189
10/17	vs. San Diego	17	62	85-251
10/24	at Cleveland	25	113	110-364
10/31	at Philadelphia	24	123	134-487
11/7	vs. Detroit	22	91	156-578
11/14	vs. Cincinnati	22	101	178-679
11/21	at Kansas City	13	63	191-742
11/28	at Pittsburgh	22	91	213-833
12/5	vs. Chicago	29	125	242-958
12/12	at San Diego	18	96	260-1,054
12/19	at Oakland	24	79	284-1,133

OTIS ARMSTRONG, 1976—1,008 yards and 5 TDs

		Carries	Yards	Cumulative
9/12	at Cincinnati	24	96	24-96
9/19	vs. New York Jets	17	94	41-190
9/26	vs. Cleveland	18	23	59-213
10/3	vs. San Diego	23	91	82-304
10/10	at Houston	12	47	94-351
10/17	vs. Oakland	21	70	115-421
10/24	at Kansas City	16	101	131-522
1-31	at Oakland	14	63	145-585
11/7	vs. Tampa Bay	18	116	163-701
11/14	at San Diego	13	35	176-736
11/21	vs. New York Giants	24	97	200-833
11/28	at New England	4	14	204-947
12/5	vs. Kansas City	17	45	221-892
12/12	at Chicago	26	116	247-1,008

100-YARD RUSHING GAMES

Player	Performance	Opponent
Don Stone	17-104, 1 TD	Oct. 6, 1963 vs. San Diego
Billy Joe	20-105, 0 TD	Nov. 17, 1963 vs. New York
Billy Joe	16-108, 1 TD	Nov. 15, 1964 vs. New York
Cookie Gilchrist	32-142, 0 TD	Sept. 24, 1965 at Boston
Cookie Gilchrist	16-119, 0 TD	Nov. 14, 1965 at Houston
Floyd Little	25-126, 1 TD	Oct. 27, 1968 vs. Miami
Floyd Little	30-147, 1 TD	Nov. 3, 1968 at Boston
Floyd Little	21-105, 1 TD	Sept. 14, 1969 vs. Boston
Floyd Little	15-104, 1 TD	Sept. 21, 1969 vs. New York Jets
Floyd Little	29-166, 1 TD	Oct. 19, 1969 at Cincinnati
Floyd Little	16-140, 1 TD	Oct. 25, 1970 at San Francisco
Bobby Anderson	25-106, 1 TD	Oct. 17, 1971 vs. San Diego
Floyd Little	25-113, 1 TD	Oct. 24, 1971 at Cleveland
Floyd Little	24-123, 1 TD	Oct. 31, 1977 at Philadelphia
Floyd Little	22-101, 0 TD	Nov. 14, 1971 vs. Cincinnati
Floyd Little	29-125, 0 TD	Dec. 5, 1971 vs. Chicago
Floyd Little	22-101, 0 TD	Sept. 17, 1972 vs. Houston

100 YARD RUSHING GAMES (continued)

Floyd Little	18-100, 2 TD	Oct. 15, 1972 vs. Minnesota
Floyd Little	14-124, 1 TD	Nov. 5, 1972 at New York Giants
Joe Dawkins	30-117, 0 TD	Oct. 28, 1973 at New York Jets
Floyd Little	19-123, 1 TD	Oct. 14, 1973 at Houston
Floyd Little	22-109, 2 TD	Nov. 11, 1973 vs. San Diego
Otis Armstrong	19-131, 0 TD	Sept. 22, 1974 vs. Pittsburgh
Otis Armstrong	17-142, 1 TD	Oct. 27, 1974 at Cleveland
Otis Armstrong	19-110, 1 TD	Nov. 10, 1974 at Baltimore
Otis Armstrong	29-146, 0 TD	Nov. 24, 1974 at Oakland
Jon Keyworth	15-148, 1 TD	Nov. 24, 1974 at Oakland
Otis Armstrong	24-144, 1 TD	Nov. 28, 1974 at Detroit
Otis Armstrong	31-183, 3 TD	Dec. 8, 1974 vs. Houston
Otis Armstrong	18-142, 0 TD	Dec. 15, 1974 at San Diego
Jon Keyworth	20-132, 0 TD	Nov. 30, 1975 vs. San Diego
Otis Armstrong	16-101, 1 TD	Oct. 24, 1976 at Kansas City
Otis Armstrong	18-116, 0 TD	Nov. 7, 1976 vs. Tampa Bay
Otis Armstrong	26-116, 1 TD	Dec. 12, 1976 at Chicago
Norris Weese	12-120, 0 TD	Dec. 12, 1976 at Chicago
Otis Armstrong	21-120, 0 TD	Nov. 20, 1977 at Kansas City
Rob Lytle	16-110, 1 TD	Nov. 19, 1978 vs. Green Bay
Rob Lytle	18-102, 1 TD	Nov. 25, 1979 vs. Oakland
Otis Armstrong	22-107, 1 TD	Oct. 13, 1980 vs. Washington
Otis Armstrong	25-106, 1 TD	Oct. 26, 1980 at New York Giants
Sammy Winder	20-119, 0 TD	Sept. 25, 1983 vs. L.A. Raiders
Sammy Winder	29-165, 0 TD	Oct. 9, 1983 at Houston
Sammy Winder	31-139, 1 TD	Sept. 23, 1984 at Kansas City
Sammy Winder	34-126, 0 TD	Oct. 28, 1984 at L.A. Raiders
Sammy Winder	20-103, 2 TD	Sept. 29, 1985 vs. Miami
Sammy Winder	20-104, 2 TD	Sept. 21, 1986 at Philadelphia
Sammy Winder	19-102, 0 TD	Jan. 4, 1987 vs. New England
Joe Dudek	23-128, 2 TD	Oct. 12, 1987 vs. L.A. Raiders

TOTALS—Floyd Little 15, Otis Armstrong 13, Sammy Winder 7 (includes one postseason game), Billy Joe 2, Cookie Gilchrist 2, Jon Keyworth 2, Rob Lytle 2, Donnie Stone 1, Bobby Anderson 1, Joe Dawkins 1, Norris Weese 1, Joe Dudek 1.

300-YARD PASSING GAMES

Player	Performance	Opponent
Frank Tripucka	30-52-2, 375 yards and 3 TD	Nov. 6, 1960 vs. Houston
Frank Tripucka	19-41-5, 328 yards and 3 TD	Nov. 27, 1960 vs. Buffalo
Frank Tripucka	28-47-2, 376 yards and 2 TD	Sept. 7, 1962 vs. San Diego
Frank Tripucka	29-56-3, 447 yards and 2 TD	Sept. 15, 1962 at Buffalo
Frank Tripucka	26-40-1, 308 yards and 1 TD	Oct. 21, 1962 vs. Houston
Jacky Lee	11-36-1, 370 yards and 1 TD	Dec. 5, 1965 at Oakland
John McCormick	13-37-3, 328 yards and 3 TD	Dec. 18, 1966 at Buffalo
Marlin Briscoe	12-29-2, 335 yards and 4 TD	Nov. 24, 1968 vs. Buffalo
Steve Tensi	19-26-1, 301 yards and 3 TD	Nov. 23, 1969 at San Diego
Charley Johnson	20-28-0, 361 yards and 2 TD	Oct. 22, 1972 at Oakland
Charley Johnson	24-39-2, 326 yards and 1 TD	Sept. 20, 1973 vs. Chicago
Charley Johnson	28-42-2, 445 yards and 2 TD	Nov. 18, 1974 vs. Kansas City
Charley Johnson	12-20-2, 329 yards and 3 TD	Sept. 21, 1975 vs. Kansas City
Craig Morton	27-39-2, 306 yards and 2 TD	Nov. 16, 1980 vs. New York Jets
Craig Morton	18-30-1, 338 yards and 1 TD	Dec. 14, 1980 vs. Oakland
Craig Morton	17-18-0, 308 yards and 4 TD	Sept. 27, 1981 vs. San Diego
Craig Morton	25-38-1, 342 yards and 2 TD	Oct. 18, 1981 at Kansas City
Steve DeBerg	21-34-2, 305 yards and 2 TD	Nov. 22, 1981 at Cincinnati
Steve DeBerg	23-31-1, 307 yards and 2 TD	Dec. 12, 1982 at Los Angeles Rams
Steve DeBerg	21-41-0, 350 yards and 1 TD	Oct. 30, 1983 vs. Kansas City
John Elway	23-44-0, 345 yards and 3 TD	Dec. 11, 1983 vs. Baltimore
John Elway	26-40-1, 315 yards and 3 TD	Nov. 4, 1984 vs. New England
John Elway	28-43-1, 353 yards and 4 TD	Sept. 15, 1985 vs. New Orleans
John Elway	22-37-5, 301 yards and 1 TD	Dec. 14, 1985 vs. Kansas City
John Elway	24-42-0, 432 yards and 1 TD	Dec. 20, 1985 at Seattle
John Elway	18-32-1, 321 yards and 1 TD	Oct. 26, 1986 vs. Seattle
John Elway	29-47-2, 336 yards and 0 TD	Nov. 23, 1986 at New York Giants
John Elway	22-37-1, 304 yards and 1 TD	Jan. 25, 1987 vs. New York Giants
John Elway	22-32-1, 338 yards and 4 TD	Sept. 13, 1987 vs. Seattle
John Elway	21-40-2, 341 yards and 3 TD	Nov. 16, 1987 vs. Chicago
John Elway	21-32-1, 347 yards and 3 TD	Nov. 29, 1987 at San Diego
John Elway	21-42-2, 335 yards and 1 TD	Dec. 13, 1987 at Seattle

TOTALS—John Elway 12 (includes Super Bowl XXI), Frank Tripucka 5, Charley Johnson 4, Craig Morton 4, Steve DeBerg 3, Jacky Lee 1, John McCormick 1, Marlin Briscoe 1, Steve Tensi 1.

100-YARD RECEIVING GAMES

Player	Performance	Opponent
Al Carmichael	6-130, 1 TD	Sept. 9, 1960 at Boston
Lionel Taylor	6-125, 1 TD	Sept. 23, 1960 at New York
Lionel Taylor	7-101, 2 TD	Oct. 2, 1960 vs. Oakland
Al Carmichael	3-109, 2 TD	Oct. 23, 1960 vs. Boston
Lionel Taylor	10-106, 1 TD	Oct. 23, 1960 vs. Boston
Lionel Taylor	10-140, 1 TD	Nov. 6, 1960 vs. Houston
Al Carmichael	7-117, 2 TD	Nov. 6, 1960 vs. Houston
Lionel Taylor	10-138, 0 TD	Nov. 20, 1960 at Houston
Lionel Taylor	9-199, 3 TD	Nov. 27, 1960 vs. Buffalo
Lionel Taylor	9-171, 1 TD	Dec. 10, 1960 at Los Angeles
Lionel Taylor	7-132, 2 TD	Sept. 10, 1961 at Buffalo
Lionel Taylor	11-126, 0 TD	Sept. 24, 1961 at New York
Lionel Taylor	9-118, 0 TD	Oct. 1, 1961 at Oakland
Lionel Taylor	7-120, 1 TD	Oct. 8, 1961 vs. Dallas
Al Frazier	7-166, 1 TD	Oct. 15, 1961 vs. Oakland
Al Frazier	6-126, 1 TD	Oct. 22, 1961 vs. New York
Al Frazier	5-125, 1 TD	Nov. 12, 1961 vs. San Diego
Lionel Taylor	10-119, 0 TD	Nov. 12, 1961 vs. San Diego
Donnie Stone	9-137, 1 TD	Dec. 3, 1961 vs. Boston
Lionel Taylor	9-133, 0 TD	Sept. 15, 1962 at Buffalo
Al Frazier	4-125, 1 TD	Sept. 15, 1962 at Buffalo
Lionel Taylor	12-119, 0 TD	Sept. 21, 1962 at Boston
Jerry Tarr	4-152, 2 TD	Sept. 21, 1962 at Boston
Lionel Taylor	7-110, 0 TD	Dec. 9, 1962 at Dallas
Lionel Taylor	7-169, 1 TD	Sept. 29, 1963 vs. Boston
Lionel Taylor	7-142, 2 TD	Oct. 6, 1963 vs. San Diego
Bob Scarpitto	4-134, 2 TD	Oct. 13, 1963 vs. Houston
Lionel Taylor	10-116, 1 TD	Dec. 15, 1963 at Oakland
Gene Prebola	4-106, 1 TD	Dec. 15, 1963 at Oakland
Lionel Taylor	8-149, 0 TD	Sept. 27, 1964 vs. Houston
Hewritt Dixon	4-109, 0 TD	Oct. 25, 1964 at Oakland
Hewritt Dixon	5-121, 1 TD	Nov. 1, 1964 at Kansas City
Al Denson	3-113, 1 TD	Nov. 1, 1964 at Kansas City
Lionel Taylor	13-112, 0 TD	Nov. 29, 1964 vs. Oakland
Bob Scarpitto	11-111, 1 TD	Dec. 20, 1964 at Houston
Bob Scarpitto	5-108, 2 TD	Sept. 11, 1965 at San Diego
Lionel Taylor	9-172, 1 TD	Sept. 19, 1965 vs. Buffalo
Lionel Taylor	7-114, 0 TD	Nov. 7, 1965 vs. San Diego
Lionel Taylor	11-141, 2 TD	Nov. 21, 1965 vs. Oakland
Lionel Taylor	8-164, 0 TD	Dec. 5, 1965 at Oakland
Wendell Hayes	5-126, 1 TD	Dec. 5, 1965 at Oakland
Al Denson	5-158, 1 TD	Oct. 2, 1966 vs. Houston
Charlie Mitchell	4-126, 1 TD	Dec. 4, 1966 vs. Miami
Bob Scarpitto	5-123, 3 TD	Dec. 18, 1966 at Buffalo
Al Denson	4-131, 2 TD	Sept. 3, 1967 vs. Boston
Al Denson	7-134, 1 TD	Sept. 24, 1967 vs. New York Jets
Eric Crabtree	6-123, 1 TD	Oct. 22, 1967 vs. San Diego
Al Denson	4-107, 1 TD	Oct. 29, 1967 at Kansas City
Al Denson	7-102, 2 TD	Nov. 19, 1967 at Buffalo
Eric Crabtree	8-107, 1 TD	Nov. 23, 1967 at San Diego
Eric Crabtree	6-129, 1 TD	Dec. 17, 1967 vs. Kansas City
Al Denson	8-115, 0 TD	Sept. 15, 1968 at Cincinnati
Eric Crabtree	7-113, 0 TD	Sept. 22, 1968 at Kansas City
Eric Crabtree	5-148, 1 TD	Oct. 13, 1968 at New York Jets
Jimmy Jones	8-128, 2 TD	Oct. 20, 1968 at San Diego
Floyd Little	4-165, 1 TD	Nov. 24, 1968 vs. Buffalo
Al Denson	6-131, 2 TD	Dec. 8, 1968 at Oakland
Mike Haffner	4-122, 0 TD	Dec. 14, 1968 vs. Kansas City
Al Denson	6-138, 1 TD	Sept. 28, 1969 at Buffalo
Al Denson	6-102, 1 TD	Oct. 26, 1969 at Houston
Al Denson	6-140, 2 TD	Nov. 23, 1969 at San Diego
John Embree	9-122, 1 TD	Nov. 23, 1969 at San Diego
Jerry Simmons	6-153, 0 TD	Nov. 21, 1971 at Kansas
Rod Sherman	4-110, 0 TD	Sept. 17, 1972 vs. Houston
Jerry Simmons	6-118, 1 TD	Oct. 22, 1972 at Oakland
Bobby Anderson	13-143, 0 TD	Sept. 10, 1973 vs. Chicago
Riley Odoms	5-114, 1 TD	Nov. 4, 1973 at St. Louis
Haven Moses	5-108, 2 TD	Nov. 25, 1973 vs. Kansas City
Haven Moses	5-132, 0 TD	Oct. 13, 1974 vs. New Orleans
Floyd Little	7-127, 0 TD	Oct. 20, 1974 vs. San Diego
Riley Odoms	7-125, 0 TD	Nov. 18, 1974 vs. Kansas City
Rick Upchurch	3-153, 1 TD	Sept. 21, 1975 vs. Kansas City
Haven Moses	5-168, 2 TD	Jan. 1, 1978 vs. Oakland
Haven Moses	5-115, 0 TD	Nov. 12, 1978 at Cleveland
Haven Moses	5-101, 1 TD	Nov. 19, 1978 vs. Green Bay
Riley Odoms	7-165, 2 TD	Dec. 10, 1978 vs. Kansas City

100-YARD RECEIVING GAMES (Continued)

Haven Moses	5-116, 1 TD	Dec. 16, 1978 vs. Pittsburgh
Riley Odoms	5-125, 0 TD	Sept. 23, 1979 vs. Seattle
Haven Moses	4-107, 1 TD	Oct. 14, 1979 at Kansas City
Haven Moses	5-133, 1 TD	Oct. 22, 1979 at Pittsburgh
Riley Odoms	7-114, 0 TD	Oct. 28, 1979 vs. Kansas City
Haven Moses	5-103, 1 TD	Sept. 21, 1980 vs. San Diego
Haven Moses	6-141, 0 TD	Dec. 14, 1980 vs. Oakland
Riley Odoms	8-128, 1 TD	Dec. 14, 1980 vs. Oakland
Steve Watson	7-143, 3 TD	Sept. 20, 1981 vs. Baltimore
Steve Watson	8-178, 2 TD	Sept. 27, 1981 vs. San Diego
Steve Watson	5-182, 2 TD	Oct. 11, 1981 vs. Detroit
Rick Upchurch	5-138, 0 TD	Oct. 18, 1981 at Kansas City
Steve Watson	5-102, 1 TD	Nov. 22, 1981 at Cincinnati
Steve Watson	2-103, 0 TD	Dec. 6, 1981 vs. Kansas City
Steve Watson	6-102, 2 TD	Dec. 20, 1981 at Chicago
Rick Upchurch	5-101, 1 TD	Dec. 5, 1982 vs. Atlanta
Steve Watson	10-183, 0 TD	Dec. 12, 1982 at Los Angeles Rams
Steve Watson	6-161, 1 TD	Sept. 11, 1983 at Baltimore
Steve Watson	8-119, 0 TD	Oct. 16, 1983 vs. Cincinnati
Steve Watson	6-121, 1 TD	Oct. 30, 1983 vs. Kansas City
Steve Watson	6-143, 0 TD	Oct. 30, 1983 vs. Kansas City
Rick Upchurch	7-110, 1 TD	Nov. 6, 1983 at Seattle
Steve Watson	4-119, 1 TD	Nov. 20, 1983 vs. Seattle
Steve Watson	3-101, 2 TD	Dec. 4, 1983 vs. Cleveland
Clint Sampson	7-111, 1 TD	Oct. 7, 1984 at Detroit
Steve Watson	9-156, 2 TD	Nov. 4, 1984 vs. New England
Butch Johnson	8-134, 1 TD	Nov. 4, 1984 vs. New England
Steve Watson	5-123, 2 TD	Nov. 18, 1984 vs. Minnesota
Steve Watson	11-177, 1 TD	Dec. 30, 1984 vs. Pittsburgh
Steve Watson	6-116, 1 TD	Dec. 14, 1985 vs. Kansas City
Vance Johnson	5-121, 1 TD	Jan. 25, 1987 vs. New York Giants
Vance Johnson	9-105, 2 TD	Oct. 18, 1987 at Kansas City
Bobby Micho	5-115, 1 TD	Nov. 22, 1987 at L.A. Raiders
Vance Johnson	4-118, 1 TD	Nov. 29, 1987 at San Diego
Ricky Nattiel	4-105, 0 TD	Jan. 10, 1988 vs. Houston
Vance Johnson	4-134, 1 TD	Jan. 17, 1988 vs. Cleveland

TOTALS—Lionel Taylor 24, Steve Watson 16 (includes one postseason game), Al Denson 10, Haven Moses 10 (includes one postseason game), Riley Odoms 6, Eric Crabtree 5, Al Frazier 4, Vance Johnson 4 (includes two postseason games), Bob Scarpitto 4, Rick Upchurch 4, Al Carmichael 3, Floyd Little 2, Jerry Simmons 2, Bobby Anderson 1, John Embree 1, Wendell Hayes 1, Mark Jackson 1 (postseason game), Butch Johnson 1, Jimmy Jones 1, Bobby Micho 1, Charlie Mitchell 1, Ricky Nattiel 1, Gene Prebola 1, Clint Sampson 1, Rod Sherman 1, Donnie Stone 1, Jerry Tarr 1.



ALL-TIME HONORS

1987—Pro Bowl: Keith Bishop, John Elway, Karl Mecklenburg. All-NFL: Keith Bishop (Sports Illustrated, NEA-second team), John Elway (The Sporting News, NEA, AP-second team), Karl Mecklenburg (NEA, AP-second team). All-AFC: Keith Bishop (UPI-second team), John Elway (UPI, Pro Football Weekly, Football News), Rulon Jones (UPI-second team), Karl Mecklenburg (UPI, Pro Football Weekly, Football News). NFL Most Valuable Player: John Elway (AP), AFC Most Valuable Player: John Elway (NFLPA). AFC Player of the Year: John Elway (Football News). AFC Offensive Player of the Year: John Elway (UPI, Kansas City 101 Club). NFL All-Rookie: Ricky Nattiel (UPI, College and Pro Football Newsweekly, Football Digest, PFWA, Pro Football Weekly). Hartman Award Winners: John Elway, Karl Mecklenburg, Ken Bell. Bob Peck Memorial Award (Most Inspirational Player): Keith Bishop.

1986—Pro Bowl: Keith Bishop, John Elway, Rulon Jones, Karl Mecklenburg, Dennis Smith, Sammy Winder. All-NFL: John Elway (AP-honorable mention), Keith Bishop (AP-honorable mention), Mike Harden (AP-honorable mention), Rulon Jones (AP, Pro Football Weekly, Sports Illustrated, PFWA, The Sporting News, Football News, Football Digest, NEA-second team), Karl Mecklenburg (AP, Pro Football Weekly, Sports Illustrated, PFWA, The Sporting News, Football News, Football Digest, NEA), Dennis Smith (AP-honorable mention, Football News-second team, NEA). All-AFC: Keith Bishop (UPI-second team, Football News), John Elway (UPI-second team), Rulon Jones (UPI, Pro Football Weekly, Football News), Karl Mecklenburg (UPI, Pro Football Weekly, Football News). Dennis Smith (Pro Football Weekly), Gerald Willhite (UPI-second team). AFC Defensive Player of the Year: Rulon Jones (UPI). AFC Player of the Year: Karl Mecklenburg (Football News). Colorado Sports Hall of Fame King of the Hill award: John Elway. Seattle Gold Helmet Award (Professional Football Player of the Year): John Elway. Hartman Award Winners: John Elway, Mike Harden, Darren Comeaux. Bob Peck Memorial Award (Most Inspirational Player): Tom Jackson.

1985—Pro Bowl: Rulon Jones, Karl Mecklenburg, Dennis Smith, Louis Wright. All-NFL: Billy Bryan (NEA-2nd team), John Elway (AP-honorable mention), Rulon Jones (AP-2nd team, The Sporting News, Sports Illustrated), Karl Mecklenburg (AP, Sports Illustrated, PFWA, The Football News, NEA), Dennis Smith (AP-honorable mention, College and Pro Football Newsweekly), Louis Wright (AP-honorable mention). All-AFC: Rulon Jones (UPI), Karl Mecklenburg (UPI), Dennis Smith (UPI-2nd team), Louis Wright (UPI). Hartman Award Winners: John Elway, Rulon Jones, Daniel Hunter. Bob Peck Memorial Award (Most Inspirational Player): Tom Jackson.

1984—Pro Bowl: Sammy Winder. All-NFL: Tom Jackson (CPFW-2nd team), Dennis Smith (Pro Football Weekly, CPFW-2nd team), Louis Wright (The Sporting News, Sports Illustrated, Pro Football Weekly, NEA-2nd team, CPFW-2nd team). All-AFC: Tom Jackson (Pro Football Weekly, UPI 2nd team), Dennis Smith (Pro Football Weekly, UPI-2nd team), Sammy Winder (UPI-2nd team), Louis Wright (Pro Football Weekly, UPI-2nd team). All-Rookie: Winford Hood (UPI), Clarence Kay (PFWA, Pro Football Weekly). Colorado Sports Hall of Fame Pro Athlete of the Year: Tom Jackson. Hartman Award Winners: Steve Watson, Louis Wright, Ken Woodard. Bob Peck Memorial Award (Most Inspirational Player): Tom Jackson. Coach of the Year: Dan Reeves (NFL-Sports Illustrated, Pro Football Weekly, College and Pro Football Newsweekly, AFC-Kansas City 101 Club, Football News.)

1983—Pro Bowl: Randy Gradishar, Louis Wright (DNP). All-NFL: Randy Gradishar (AP-2nd team), Louis Wright (NEA, CPFN-2nd team). All-AFC: Randy Gradishar (UPI-2nd team), Hartman Award Winners: Steve Watson, Randy Gradishar, Ken Woodard. Bob Peck Memorial Award (Most Inspirational Player): Tom Jackson.

1982—Pro Bowl: Randy Gradishar, Luke Prestridge, Rick Upchurch. All-NFL: Randy Gradishar (Football Digest), Luke Prestridge (AP, Football Digest), Rick Upchurch (AP, Football Digest). All-AFC: Randy Gradishar (UPI), Luke Prestridge (UPI). Hartman Award Winners: Billy Bryan, Louis Wright, Rick Upchurch and Rob Lytle. Bob Peck Memorial Award (Most Inspirational Player): Tom Jackson.

1981—Pro Bowl: Randy Gradishar, Bob Swenson, Billy Thompson, Steve Watson. All-NFL: Bob Swenson (AP, NEA, The Sporting News), Randy Gradishar (AP-2nd team, NEA-2nd team, Pro Football Weekly, The Sporting News). All-AFC: Randy Gradishar (UPI), Billy Thompson (UPI), Steve Watson (UPI), Bob Swenson (UPI-2nd team), Louis Wright (UPI-2nd team). Hartman Award Winners: Steve Watson, Bob Swenson, Jim Ryan. Bob Peck Memorial Award (Most Inspirational Player): Tom Jackson.

1980—All NFL: Randy Gradishar (The Sporting News), Fred Steinfort (Pro Football Weekly, The Sporting News). All-AFC: Fred Steinfort (UPI), Pro Football Weekly Golden Toe Award: Fred Steinfort. Hartman Award Winners: Bill Bryan, Randy Gradishar, Fred Steinfort.

1979—Pro Bowl: Randy Gradishar, Tom Jackson, Rick Upchurch, Louis Wright. All-NFL: Randy Gradishar (PFWA, Pro Football Weekly, AP-2nd team), Rich Upchurch (PFWA, Pro Football Weekly, AP-2nd team), Louis Wright (AP, NEA, PFWA, Pro Football Weekly). All-AFC: Randy Gradishar (Pro Football Weekly, The Sporting News, UPI-2nd team), Bob Swenson (UPI-2nd team), Bill Thompson (UPI), Rick Upchurch (Pro Football Weekly), Louis Wright (UPI, Pro Football Weekly, The Sporting News). Hartman Award Winners: Craig Morton, Bob Swenson, Larry Canada.

ALL TIME HONORS (Continued)

1978—Pro Bowl: Lyle Alzado, Randy Gradishar, Tom Jackson, Riley Odoms, Bill Thompson, Rick Upchurch, Louis Wright. All-NFL: Lyle Alzado (AP), Randy Gradishar (AP, PFWA, PFW, NEA), Tom Jackson (AP), Rick Upchurch (AP, PFWA, PFW), Louis Wright (AP, PFWA, PFW, NEA). All-AFC: Lyle Alzado (UPI, PFW, TSN), Steve Foley (UPI), Randy Gradishar (UPI, PFW, TSN), Tom Jackson (UPI), Bill Thompson (UPI, PFW, TSN), Rick Upchurch (PFW), Louis Wright (UPI, PFW, TSN). NFL Defensive Player of the Year: Randy Gradishar (AP, PFW, NEA). AFC Defensive Player of the Year: Randy Gradishar (UPI, Kansas City 101 Club). Colorado Sports Hall of Fame Pro Athlete of the Year: Randy Gradishar. Hartman Award Winners: Riley Odoms, Randy Gradishar, Maurice Harvey.

1977—Pro Bowl: Lyle Alzado, Randy Gradishar, Tom Jackson, Billy Thompson, Louis Wright. All-NFL: Lyle Alzado (AP, UPI, PFW), Randy Gradishar (AP, UPI, PFW), Tom Jackson (AP, UPI, PFW), Billy Thompson (AP). All-AFC: Louis Wright (PFW), Billy Thompson (PFW). AFC Defensive Player of the Year: Lyle Alzado (Kansas City 101 Club). Colorado Sports Hall of Fame Pro Athlete of the Year: Craig Morton. Hartman Award Winners: Craig Morton, Tom Jackson, Rick Upchurch. NFL Coach of the Year: Red Miller (AP, UPI, PFW, TSN, Football Digest, Washington Touchdown Club, Kansas City 101 Club, Columbus Touchdown Club).

1976—Pro Bowl: Rich Upchurch, Otis Armstrong. All-NFL: Rick Upchurch. Hartman Award Winners: Riley Odoms, Tom Jackson, Rick Upchurch.

1975—Pro Bowl: Randy Gradishar, Riley Odoms. All-Pro: Riley Odoms. Hartman Award Winners: Bobby Maples, Lyle Alzado, Jim Turner.

1974—Pro Bowl: Otis Armstrong, Riley Odoms. All-Pro: Riley Odoms, Otis Armstrong. Hartman Award Winners: Otis Armstrong, Tom Jackson, Ken Criter.

1973—Pro Bowl: Floyd Little, Haven Moses, Paul Smith, Riley Odoms. All-Pro: Riley Odoms. Hartman Award Winners: Charley Johnson, Paul Smith. Colorado Sports Hall of Fame Pro Athlete of the Year: Paul Smith. AFC Coach of the Year: John Ralston (AP, UPI, PFWA, Kansas City 101 Club).

1972—Pro Bowl: Floyd Little, Paul Smith. Colorado Sports Hall of Fame Pro Athlete of the Year: Floyd Little.

1971—Pro Bowl: Floyd Little, Rich Jackson.

1970—Pro Bowl: Rich Jackson. All-Pro: Rich Jackson. Colorado Sports Hall of Fame Pro Athlete of the Year: Rich Jackson.

1969—All-AFL: Floyd Little, Rich Jackson. AFL All-Star Game: Rich Jackson, Al Denson, Mike Current, George Goeddeke, Floyd Little, Dave Costa.

1968—All-AFL: Rich Jackson. AFL All-Star Game: Floyd Little, Dave Costa, Rich Jackson.

1967—AFL All-Star Game: Al Denson, Larry Kaminski, Dave Costa, Nemiah Wilson.

1966—All-AFL: Bob Scarpitto. AFL All-Star Game: Bob Scarpitto, Jerry Sturm, Goose Gonsoulin, John Bramlett.

1965—All-AFL: Cookie Gilchrist, Lionel Taylor, Eldon Danenhauer. AFL All-Star Game: Eldon Danenhauer, Cookie Gilchrist.

1964—All-AFL: Willie Brown. AFL All-Star Game: Willie Brown, Jerry Sturm, Goose Gonsoulin, Jim Fraser.

1963—All-AFL: Goose Gonsoulin. AFL All-Star Game: Bud McFadin, Goose Gonsoulin.

1962—All-AFL: Bud McFadin, Goose Gonsoulin, Eldon Danenhauer, Bob Zeman. AFL All-Star Game: Eldon Danenhauer, Bud McFadin, Gene Mingo, Bob Zeman, Goose Gonsoulin, Jim Fraser, Lionel Taylor, Frank Tripucka. AFL Coach of the Year: Jack Faulkner (AP UPI).

1961—All-AFL: Lionel Taylor, Bud McFadin. AFL All-Star Game: Bud McFadin, Ken Adamson, Goose Gonsoulin, Don Stone.

1960—All-AFL: Lionel Taylor, Bud McFadin, Goose Gonsoulin.

ALL-TIME SCORES

REGULAR SEASON RESULTS

1960			1961				
Coach: Frank Filchock	4-9-1	Attend.	Coach: Frank Filchock	3-11-0	Attend.		
13	At Boston	10	21,597	22	At Buffalo	10	16,636
27	At Buffalo	21	15,229	17	At Boston	45	14,479
24	At New York	28	20,462	28	At New York	35	14,381
31	Oakland	14	18,372	19	At Oakland	33	8,361
19	Los Angeles	23	19,141	12	Dallas	19	14,500
31	Boston	24	12,683	27	Oakland	24	11,129
14	Dallas	17	13,002	27	New York	10	12,508
25	Houston	45	14,489	0	At San Diego	37	32,584
7	At Dallas	34	21,000	14	Houston	55	11,564
10	At Houston	20	20,778	16	San Diego	19	7,859
38	Buffalo	38	7,785	10	Buffalo	23	7,645
27	New York	30	5,861	14	At Houston	45	27,874
33	At Los Angeles	41	9,928	24	Boston	28	9,303
10	At Oakland	48	7,000	21	At Dallas	49	8,000

1962			1963				
Coach: Jack Faulkner	7-7-0	Attend.	Coach: Frank Faulkner	2-11-1	Attend.		
30	San Diego	21	28,000	7	Kansas City	59	21,115
23	At Buffalo	20	30,577	14	At Houston	20	23,047
16	At Boston	41	21,038	14	Boston	10	18,636
32	At New York	10	17,213	50	San Diego	34	19,137
44	Oakland	7	22,452	24	Houston	33	24,896
23	At Oakland	6	7,000	21	At Boston	40	25,418
20	Houston	10	34,496	35	At New York	35	22,553
38	Buffalo	45	26,051	28	Buffalo	30	19,424
23	At San Diego	20	20,827	17	At Buffalo	27	30,989
29	Boston	33	28,187	9	New York	14	14,247
3	Dallas	24	23,523	10	Oakland	26	14,763
45	New York	46	15,776	31	At Kansas City	52	17,433
17	At Houston	34	30,650	21	At Oakland	35	15,223
10	At Dallas	17	19,137	20	At San Diego	58	31,312

1964			1965				
Coach: Jack Faulkner (4 games) and Mac Speedie (10 games)	2-11-1	Attend.	Coach: Mac Speedie	4-10-0	Attend.		
6	At New York	30	45,665	31	At San Diego	34	27,022
13	At Buffalo	30	25,141	15	Buffalo	30	30,656
17	Houston	38	22,155	27	At Boston	10	26,782
10	Boston	39	17,851	16	New York	13	34,988
33	Kansas City	27	16,885	23	Kansas City	31	31,001
14	At San Diego	42	23,242	28	Houston	17	32,492
7	At Oakland	40	16,825	13	At Buffalo	31	45,046
39	Kansas City	49	15,053	10	At New York	45	55,572
20	San Diego	31	19,670	21	San Diego	35	33,073
20	New York	16	11,309	31	At Houston	21	28,126
7	At Boston	12	24,979	20	Oakland	28	30,369
20	Oakland	20	15,958	13	At Oakland	24	19,023
19	Buffalo	30	14,431	20	Boston	28	27,207
15	At Houston	34	15,839	35	At Kansas City	45	14,421

1966			1967				
Coach: Mac Speedie (2 games) and Ray Malavasi (12 games)	4-10-0	Attend.	Coach: Lou Saban	3-11-0	Attend.		
7	At Houston	45	30,156	26	Boston	21	35,488
10	Boston	24	25,160	0	At Oakland	51	25,423
7	New York	16	28,770	21	At Miami	35	29,381
40	Houston	38	27,203	24	New York	38	35,565
10	At Kansas City	37	33,929	6	At Houston	10	21,798
7	At Miami	24	23,393	16	Buffalo	17	35,188
10	Kansas City	56	26,196	21	San Diego	33	34,465
17	At San Diego	24	25,819	9	At Kansas City	52	44,002
17	At Boston	10	18,154	17	Oakland	21	29,043
3	Oakland	17	26,703	18	Houston	20	30,392
20	San Diego	17	24,860	20	At Buffalo	20	30,891
17	Miami	7	33,306	20	At San Diego	24	34,586
10	At Oakland	28	31,765	33	At New York	24	61,615
21	At Buffalo	38	40,583	24	Kansas City	38	31,660

REGULAR SEASON RESULTS

1968			1969		
Coefficient	W-L	Attend.	Coefficient	W-L	Attend.
Coach: Lou Saban	5-9-0		Coach: Lou Saban	5-8-1	
10 At Cincinnati	24	25,049	26 Boston	21	35,488
2 At Kansas City	34	45,821	21 New York	19	50,583
17 Boston	20	37,024	28 At Buffalo	41	40,302
10 Cincinnati	7	41,257	13 Kansas City	26	50,564
21 At New York	13	62,052	14 Oakland	24	49,511
24 At San Diego	55	42,953	30 At Cincinnati	23	27,920
21 Miami	14	44,115	21 At Houston	24	45,348
35 At Boston	14	18,304	13 San Diego	0	45,511
7 Oakland	43	50,002	10 At Oakland	41	54,416
17 At Houston	38	36,075	20 Houston	20	45,002
34 Buffalo	32	35,201	24 At San Diego	45	34,664
23 San Diego	47	35,312	17 At Kansas City	31	48,773
27 At Oakland	33	47,754	24 At Miami	27	25,332
7 Kansas City	30	38,463	27 Cincinnati	16	42,196

1970			1971		
Coefficient	W-L	Attend.	Coefficient	W-L	Attend.
Coach: Lou Saban	5-8-1		Coach: Lou Saban (9 games) and Jerry Smith (5 games)	4-9-1	
25 At Buffalo	10	34,882	10 Miami	10	51,200
16 Pittsburgh	13	50,705	13 At G. Bay (Milw.)	34	47,957
26 Kansas City	13	50,705	3 Kansas City	16	51,200
23 At Oakland	35	54,436	27 Oakland	27	51,200
24 Atlanta	10	50,705	20 San Diego	16	51,200
14 At San Francisco	19	39,515	27 At Cleveland	0	75,674
3 Washington	19	50,705	16 At Philadelphia	17	65,358
21 At San Diego	24	48,327	20 Detroit	24	51,200
19 Oakland	24	50,959	10 Cincinnati	24	51,200
31 At New Orleans	6	66,837	10 At Kansas City	28	49,945
21 At Houston	31	35,733	22 At Pittsburgh	10	39,710
0 At Kansas City	16	50,454	6 Chicago	3	51,200
17 San Diego	17	50,959	17 At San Diego	45	44,347
13 Cleveland	27	51,001	13 At Oakland	21	54,651

1972			1973		
Coefficient	W-L	Attend.	Coefficient	W-L	Attend.
Coach: John Ralston	5-9-0		Coach: John Ralston	7-5-2	
30 Houston	17	51,656	28 Cincinnati	10	49,059
14 At San Diego	37	49,048	34 San Francisco	36	50,966
24 Kansas City	45	51,656	14 Chicago	33	51,159
10 At Cincinnati	21	55,812	14 At Kansas City	16	71,414
20 Minnesota	23	51,656	48 At Houston	20	32,801
30 At Oakland	23	53,551	23 Oakland	23	51,270
20 Cleveland	27	51,856	40 At N.Y. Jets	28	55,108
17 At N.Y. Giants	29	62,689	17 At St. Louis	17	46,567
16 At Los Angeles	10	65,398	30 San Diego	19	51,034
20 Oakland	37	51,656	23 At Pittsburgh	13	48,580
20 At Atlanta	23	58,850	14 Kansas City	10	51,331
21 At Kansas City	24	66,725	10 Dallas	22	51,508
38 San Diego	13	51,473	42 At San Diego	28	44,954
45 New England	21	51,656	17 At Oakland	21	51,910

1974			1975		
Coefficient	W-L	Attend.	Coefficient	W-L	Attend.
Coach: John Ralston	7-6-1		Coach: John Ralston	6-8-0	
10 Los Angeles	17	51,121	37 Kansas City	33	51,858
35 Pittsburgh (OT)	35	51,068	23 Green Bay	13	51,621
3 At Washington	30	54,395	14 At Buffalo	38	79,864
17 At Kansas City	14	67,298	9 At Pittsburgh	20	49,164
33 New Orleans	17	50,881	16 Cleveland	15	52,590
27 San Diego	7	50,928	13 At Kansas City	26	70,043
21 At Cleveland	23	60,478	17 Oakland	42	52,868
17 Oakland	28	45,946	16 Cincinnati	17	49,919
17 At Baltimore	6	33,244	27 At San Diego	17	26,048
34 Kansas City	42	50,236	21 At Atlanta	35	28,686
20 At Oakland	17	51,224	13 San Diego (OT)	10	46,802
31 At Detroit	27	51,157	10 At Oakland	17	51,075
37 Houston	14	47,142	25 Philadelphia	10	37,080
0 At San Diego	17	36,571	13 At Miami	14	43,064

REGULAR SEASON RESULTS

1976			1977		
Coefficient	W-L	Attend.	Coefficient	W-L	Attend.
Coach: John Ralston	9-5-0		Coach: Red Miller	12-2-0	
7 At Cincinnati	17	53,464	7 St. Louis	0	75,002
46 New York Jets	3	62,660	26 Buffalo	6	74,897
44 Cleveland	13	62,975	24 At Seattle	13	53,108
26 San Diego	0	63,369	23 Kansas City	7	74,878
3 At Houston	17	47,928	30 At Oakland	7	53,616
10 Oakland	17	63,431	24 At Cincinnati	13	54,305
35 At Kansas City	26	57,961	14 Oakland	24	75,007
6 At Oakland	19	52,169	21 Pittsburgh	7	74,967
48 Tampa Bay	13	62,703	17 At San Diego	14	45,211
17 At San Diego	0	32,017	14 At Kansas City	7	54,050
14 New York Giants	13	63,151	27 Baltimore	13	74,939
14 At New England	38	61,128	24 At Houston	14	46,875
17 Kansas City	16	58,170	17 San Diego	9	74,905
28 At Chicago	14	44,459	6 At Dallas	14	63,752

Playoffs		
34 Pittsburgh	21	75,011
20 Oakland	17	74,982

Super Bowl XII		
10 Dallas	27	76,400

1978			1979		
Coefficient	W-L	Attend.	Coefficient	W-L	Attend.
Coach: Red Miller	10-6-0		Coach: Red Miller	10-6-0	
14 Oakland	6	74,904	10 Cincinnati	0	74,788
9 At Minnesota (OT)	12	46,508	9 Los Angeles	13	74,884
27 San Diego	14	74,983	20 At Atlanta (OT)	17	57,677
23 At Kansas City (OT)	17	60,593	37 Seattle	34	74,897
28 Seattle	7	74,989	3 At Oakland	27	52,632
0 At San Diego	23	50,077	7 San Diego	0	74,997
16 Chicago	7	75,008	24 At Kansas City	10	74,292
6 At Baltimore	7	54,057	7 At Pittsburgh	42	49,699
20 At Seattle (OT)	17	62,948	20 Kansas City	3	74,908
28 New York Jets	31	74,983	10 New Orleans	3	74,482
19 At Cleveland	7	70,856	45 New England	10	74,379
16 Green Bay	3	74,965	38 At San Francisco	28	42,910
14 At Detroit	17	71,785	10 Oakland	14	74,186
21 At Oakland	6	53,932	19 At Buffalo	16	37,886
24 Kansas City	3	74,149	23 At Seattle	28	60,038
17 Pittsburgh	21	74,104	7 At San Diego	17	51,906

Playoffs		
10 At Pittsburgh	33	48,921
7 At Houston	13	48,776

1980			1981		
Coefficient	W-L	Attend.	Coefficient	W-L	Attend.
Coach: Red Miller	8-8-0		Coach: Dan Reeves	10-6-0	
6 At Philadelphia	27	70,307	9 Oakland	7	74,796
41 Dallas	20	74,919	10 At Seattle	13	58,513
13 San Diego	30	74,970	28 Baltimore	10	74,804
14 At New England	23	59,602	42 San Diego	24	74,844
19 At Cleveland	16	81,065	17 At Oakland	0	51,035
20 Washington	17	74,657	27 Detroit	21	74,816
17 Kansas City	23	74,459	14 At Kansas City	28	74,672
14 At N.Y. Giants	9	67,598	7 At Buffalo	9	77,757
16 Houston	20	74,717	19 Minnesota	17	74,834
20 At San Diego	13	51,435	23 Cleveland (OT)	20	74,850
31 New York Jets	24	72,114	24 At Tampa Bay	7	64,518
36 Seattle	20	73,274	21 At Cincinnati	38	57,207
3 At Oakland	9	51,583	17 At San Diego	34	51,533
14 At Kansas City	31	40,237	16 Kansas City	13	74,744
21 Oakland	24	73,974	23 Seattle	13	74,527
25 At Seattle	17	51,853	24 At Chicago	35	40,125

REGULAR SEASON RESULTS

ALL-TIME PRE-SEASON RESULTS

1982			1983		
Coach: Dan Reeves	2-7-0	Attend.	Coach: Dan Reeves	9-7-0	Attend.
3 San Diego	23	73,564	14 At Pittsburgh	10	58,233
24 San Francisco	21	73,899	17 At Baltimore	10	52,613
10 Seattle	17	73,916	10 Philadelphia	13	74,202
20 At San Diego	30	47,629	7 L.A. Raiders	22	74,289
27 Atlanta	34	73,984	14 At Chicago	31	58,210
27 At L.A. Rams	24	48,112	26 At Houston	14	44,209
16 Kansas City	37	74,192	24 Cincinnati	17	74,305
10 At L.A. Raiders	27	44,160	14 San Diego	6	74,581
11 At Seattle	13	43,145	27 Kansas City	24	74,640
			19 At Seattle	27	64,785
			20 At L.A. Raiders	22	51,945
			38 Seattle	27	74,710
			7 At San Diego	31	43,650
			27 Cleveland	6	70,912
			21 Baltimore	19	74,854
			17 At Kansas City	48	11,377

Playoffs	
7 At Seattle	31 60,752

1984			1985		
Coach: Dan Reeves	13-3-0	Attend.	Coach: Dan Reeves	11-5-0	Attend.
20 Cincinnati	17	74,178	16 At L.A. Rams	20	52,522
0 At Chicago	27	54,335	34 New Orleans	23	74,488
24 At Cleveland	14	61,980	44 At Atlanta	28	37,903
21 Kansas City	0	74,263	26 Miami	30	73,614
16 L.A. Raiders	13	74,833	31 Houston	20	74,699
28 At Detroit	7	55,836	15 At Indianapolis	10	60,621
17 Green Bay	14	62,546	13 Seattle (OT)	10	74,899
37 At Buffalo	7	31,204	30 At Kansas City	10	68,248
22 At L.A. Raiders (OT)	19	91,020	10 At San Diego	30	57,312
26 New England	19	74,908	17 San Francisco	16	73,173
16 At San Diego	13	53,162	30 San Diego (OT)	24	74,376
42 Minnesota	21	74,716	28 At L.A. Raiders (OT)	31	63,161
24 Seattle	27	74,922	31 At Pittsburgh	23	56,797
13 At Kansas City	16	38,494	14 L.A. Raiders (OT)	17	75,042
16 San Diego	13	74,867	14 Kansas City	13	69,209
31 At Seattle	14	64,411	27 At Seattle	24	56,283

Playoffs	
17 Pittsburgh	24 74,981

1986			1987		
Coach: Dan Reeves	11-5-0	Attend.	Coach: Dan Reeves	10-4-1	Attend.
38 L.A. Raiders	36	75,695	40 Seattle	17	75,999
21 At Pittsburgh	10	57,305	17 at Green Bay (Milw.)	17	50,624
33 At Philadelphia	7	63,839	(OT)		
27 New England	20	75,804	10 Houston	40	38,494
29 Dallas	14	76,082	30 L.A. Raiders	14	61,230
31 At San Diego	14	60,368	26 at Kansas City	17	20,296
10 At New York Jets	22	73,759	27 at Minnesota	34	51,011
20 Seattle	13	76,089	34 Detroit	0	75,172
21 At L.A. Raiders	10	90,153	14 at Buffalo	21	63,698
3 San Diego	9	75,012	31 Chicago	29	75,783
38 Kansas City	17	75,745	23 at L.A. Raiders	17	61,318
16 At New York Giants	19	75,116	31 at San Diego	17	61,880
34 Cincinnati	28	58,705	31 New England	20	75,795
10 At Kansas City	37	47,019	21 at Seattle	28	61,759
31 Washington	30	75,905	20 Kansas City	17	75,053
16 At Seattle	41	63,697	24 San Diego	0	21,189

Playoffs	
22 New England	17 76,105
23 At Cleveland (OT)	20 79,915

Super Bowl XXI	
20 New York Giants	39 101,063

Playoffs	
34 Houston	10 75,968
38 Cleveland	33 75,993

Super Bowl XXII	
10 Washington	42 73,302

1960 (0-5)		1961 (1-4)	
6 Boston 43 (Providence, R.I.)	13 At Dallas 31 (Midland, Tex.)		
14 Buffalo 31 (Rochester)	48 Oakland 21 (Spokane)		
3 At Houston 42	27 At Dallas 29 (Ft. Worth)		
0 Dallas 48 (Little Rock)	10 Houston 42 (Mobile)		
30 At Los Angeles 36	12 At Oakland 49		

1962 (2-2)		1963 (2-3)	
17 Houston 33 (Atlanta)	27 Houston 10		
24 At San Diego 31	10 At Oakland 35		
27 At Dallas 24	31 San Diego 25		
41 At Oakland 12 (Stockton, CA)	16 At Kansas City 30		
	14 Buffalo 21 (Winston-Salem)		

1964 (2-3)		1965 (1-4)	
20 At San Diego 34	24 Kansas City 30		
7 Oakland 20	27 Oakland 17 (Salt Lake City)		
32 At Houston 20	6 San Diego 21		
10 Kansas City 14 (Ft. Worth)	3 Houston 25 (San Antonio)		
28 Boston 17	20 Oakland 30 (Sacramento)		

1966 (1-3)		1967 (3-1)	
30 Kansas City 32	2 Miami 19 (Akron)		
3 At Buffalo 25	13 Detroit 7		
28 Miami 16 (Memphis)	14 Minnesota 9		
21 Oakland 52	21 Oakland 17 (N. Platte, Neb.)		

1968 (2-3)		1969 (1-4)	
15 Cincinnati 13	6 At Minnesota 26		
16 Minnesota 39	22 New Orleans 28		
6 San Francisco 22	19 San Francisco 15		
6 San Diego 3 (San Antonio)	10 Boston 26 (Jacksonville)		
7 Oakland 23 (Portland)	11 At Cincinnati 13		

1970 (3-2)		1971 (1-4)	
26 St. Louis 16	13 Washington 17		
7 Baltimore 24	10 Atlanta 27 (Memphis)		
7 S. Francisco 23 (Eugene, Ore.)	17 San Francisco 33 (Spokane)		
30 Chicago 17	14 Minnesota 7		
16 Boston 14 (Salt Lake City)	17 At Chicago 33		

1972 (2-3)		1973 (2-3)	
0 At Washington 41	10 At Washington 14		
13 At St. Louis 17	38 St. Louis 17		
27 At San Francisco 24	7 At San Francisco 43		
49 New England 24	16 Buffalo 14		
13 Baltimore 20	10 Baltimore 17		

1974 (4-2)		1975 (3-3)	
19 New York Jets 41	20 Baltimore 23		
27 Minnesota 21	21 At New Orleans 24		
10 At San Francisco 3	27 Houston 21		
31 At Green Bay 21	13 At Chicago 0		
27 New England 21 (At Spokane)	10 At San Francisco 44		
14 Atlanta 20	21 St. Louis 17		

1976 (5-2)		1977 (5-1)	
10 Detroit 7 (Hall of Fame Game at Canton, Ohio)	14 Baltimore 8		
14 Chicago 15	15 St. Louis 7		
7 At San Francisco 17	10 At Atlanta 2		
13 At Dallas 9	24 At Philadelphia 28		
52 Seattle 7	27 At Seattle 10		
21 At St. Louis 17	20 At San Francisco 0		
30 Minnesota 17			

ALL-TIME PRE-SEASON RESULTS (Continued)

1978 (2-2)

- 17 At Houston 12
- 14 Dallas 21
- 23 At Buffalo 13
- 13 San Francisco 24

1980 (2-2)

- 17 Cincinnati 6
- 6 At New York Giants 9
- 13 Los Angeles 26
- 38 At Green Bay 0

1982 (4-0)

- 33 At Los Angeles Rams 20
- 17 Miami 14
- 27 Minnesota 17
- 20 At New York Jets 13

1984 (3-1)

- 13 Washington 16
- 21 San Francisco 20
- 31 Indianapolis 0
- 24 At Atlanta 13

1986 (2-2)

- 7 New Orleans 10
- 27 At Minnesota 29
- 14 San Francisco 9
- 19 Los Angeles Rams 10

REGULAR SEASON SERIES RECORDS

ATLANTA FALCONS

- 1970—At Den 24, Atl 10
- 1972—At Atl 23, Den 20
- 1975—At Atl 35, Den 21
- 1979—Den 20, At Atl 17 (OT)
- 1982—Atl 34, At Den 27
- 1985—Den 44, At Atl 28
(Broncos 3, Falcons 3)

BUFFALO BILLS

- 1960—Den 27, At Buf 21
- 1960—At Den 38, Buf 38 (tie)
- 1961—Den 22, At Buf 10
- 1961—Buf 23, At Den 10
- 1962—Den 23, At Buf 20
- 1962—Buf 45, At Den 38
- 1963—Buf 30, At Den 28
- 1963—At Buf 27, Den 17
- 1964—At Buf 30, Den 13
- 1964—Buf 30, At Den 19
- 1965—Buf 30, At Den 15
- 1965—At Buf 31, Den 13
- 1966—At Buf 38, Den 21
- 1967—Buf 17, At Den 16
- 1967—Den 21, At Buf 20
- 1968—At Den 34, Buf 32
- 1969—At Buf 41, Den 28
- 1970—Den 25, At Buf 10
- 1975—At Buf 38, Den 14
- 1977—At Den 26, Buf 6
- 1979—Den 19, At Buf 16
- 1981—At Buf 9, Den 7
- 1984—Den 37, At Buf 7
- 1987—At Buf 21, Den 14
(Broncos 9, Bills 14, 1 tie)

CHICAGO BEARS

- 1971—At Den 6, Chi 3
- 1973—Chi 33, At Den 14
- 1976—Den 28, At Chi 14
- 1978—At Den 16, Chi 7
- 1981—At Chi 35, Den 24

1979

- 6 At Dallas 7
- 13 Washington 6
- 21 At San Francisco 0
- 20 New England 17 (OT)

1981 (2-2)

- 7 New York Jets 33
- 14 At Miami 24
- 17 Green Bay 7
- 24 At Cincinnati 20

1983 (3-1)

- 10 Seattle 7
- 21 Atlanta 10
- 19 Cleveland 10
- 3 At Minnesota 34

1985 (2-2)

- 20 N.Y. Giants 30
- 20 At San Francisco 13
- 20 Indianapolis 3
- 9 Minnesota 13

1987 (3-2)

- 27 L.A. Rams 28 (London)
- 20 Green Bay 14 (Phoenix)
- 31 Miami 28
- 24 at L.A. Rams 20
- 17 Minnesota 27

1983—At Chi 31, Den 14

1984—At Chi 27, Den 0
1987—At Den 31, Chi 29
(Broncos 4, Bears 4)

CINCINNATI BENGALS

- 1968—At Cin 24, Den 10
- 1968—At Den 10, Cin 7
- 1969—Den 30, At Cin 23
- 1969—At Den 27, Cin 16
- 1971—Cin 24, At Den 10
- 1972—At Cin 21, Den 10
- 1973—At Den 28, Cin 10
- 1975—Cin 17, At Den 16
- 1976—At Cin 17, Den 7
- 1977—Den 24, At Cin 13
- 1979—At Den 10, Cin 0
- 1981—At Cin 38, Den 21
- 1983—At Den 24, Cin 17
- 1984—At Den 20, Cin 17
- 1986—At Den 34, Cin 28
(Broncos 9, Bengals 6)

CLEVELAND BROWNS

- 1970—Cle 27, At Den 13
- 1971—Den 27, At Cle 0
- 1972—Cle 27, At Den 20
- 1974—At Cle 23, Den 21
- 1975—At Den 16, Cle 15
- 1976—At Den 44, Cle 13
- 1978—Den 19, At Cle 7
- 1980—Den 19, At Cle 16
- 1981—At Den 23, Cle 20 (OT)
- 1983—At Den 27, Cle 6
- 1984—Den 24, Cle 14
(Broncos 8, Browns 3)

DALLAS COWBOYS

- 1973—Dal 22, At Den 10
- 1977—At Dal 14, Den 6
- 1980—At Den 41, Dal 20
- 1986—At Den 29, Dal 14
Broncos 2, Cowboys 2)

SERIES RECORDS (Continued)

DETROIT LIONS

- 1971—Det 24, At Den 20
- 1974—Den 31, At Det 27
- 1978—At Det 17, Den 14
- 1981—At Den 27, Det 21
- 1984—Den 28, At Det 7
- 1987—At Den 34, Det 0
(Broncos 4, Lions 2)

GREEN BAY PACKERS

- 1971—At GB 34, Den 13 (Milw.)
- 1975—At Den 23, GB 13
- 1978—At Den 16, GB 3
- 1984—At Den 17, GB 14
- 1987—At GB 17, Den 17 (OT) (Milw.)
(Broncos 3, Packers 1, 1 tie)

HOUSTON OILERS

- 1960—Hou 45, At Den 25
- 1960—At Hou 20, Den 10
- 1961—Hou 55, At Den 14
- 1961—At Hou 45, Den 14
- 1962—At Den 20, Hou 10
- 1962—At Hou 34, Den 17
- 1963—At Hou 20, Den 14
- 1963—Hou 33, At Den 24
- 1964—Hou 38, At Den 17
- 1964—At Hou 34, Den 15
- 1965—At Den 28, Hou 17
- 1965—Den 31, At Hou 21
- 1966—At Hou 45, Den 7
- 1966—At Den 40, Hou 38
- 1967—At Hou 10, Den 6
- 1967—Hou 20, At Den 18
- 1968—At Hou 38, Den 17
- 1969—At Hou 24, Den 21
- 1969—At Den 20, Hou 20
- 1970—At Hou 31, Den 21
- 1972—At Den 30, Hou 17
- 1973—Den 48, At Hou 20
- 1974—At Den 37, Hou 14
- 1976—At Hou 17, Den 3
- 1977—Den 24, At Hou 14
- 1980—Hou 20, At Den 16
- 1983—Den 26, At Hou 14
- 1985—At Den 31, Hou 20
- 1987—Hou 40, At Den 10
(Broncos 10, Oilers 18, 1 tie)

INDIANAPOLIS COLTS

- (Baltimore Colts 1953-83)
- 1974—Den 17, At Bal 6
- 1977—At Den 27, Bal 13
- 1978—At Bal 7, Den 6
- 1981—At Den 28, Bal 10
- 1983—Den 17, At Bal 10
- 1983—At Den 21, Bal 19
- 1985—Den 15, At Ind 10
(Broncos 6, Colts 1)

KANSAS CITY CHIEFS (Dallas Texans 1960-62)

- 1960—Dal 17, At Den 14
- 1960—At Dal 34, Den 7
- 1961—Dal 19, At Den 12
- 1961—At Dal 49, Den 21
- 1962—Dal 24, At Den 3
- 1962—At Dal 17, Den 10
- 1963—KC 59, At Den 7
- 1963—At KC 52, Den 21
- 1964—At Den 33, KC 27
- 1964—At KC 49, Den 39
- 1965—KC 31, At Den 23
- 1965—At KC 45, Den 35
- 1966—At KC 37, Den 10
- 1966—KC 56, At Den 10
- 1967—At KC 52, Den 9
- 1967—KC 38, At Den 24
- 1968—At KC 34, Den 2
- 1968—KC 30, At Den 7
- 1969—KC 26, At Den 13

1969—At KC 31, Den 17

- 1970—At Den 26, KC 13
- 1970—At KC 16, Den 0
- 1971—KC 16, At Den 3
- 1971—At KC 28, Den 10
- 1972—KC 45, At Den 24
- 1972—At KC 24, Den 21
- 1973—At KC 16, Den 14
- 1973—At Den 14, KC 10
- 1974—Den 17, At KC 14
- 1974—KC 42, At Den 34
- 1975—At Den 37, KC 33
- 1975—At KC 26, Den 13
- 1976—Den 35, At KC 26
- 1976—At Den 17, KC 16
- 1977—At Den 23, KC 7
- 1977—Den 14, At KC 7
- 1978—Den 23, At KC 17 (OT)
- 1978—At Den 24, KC 3
- 1979—Den 24, At KC 10
- 1979—At Den 20, KC 3
- 1980—KC 23, At Den 17
- 1980—At KC 31, Den 14
- 1981—At KC 28, Den 14
- 1981—At Den 16, KC 13
- 1982—KC 37, At Den 16
- 1983—At Den 27, KC 24
- 1983—At KC 48, Den 17
- 1984—At Den 21, KC 0
- 1984—At KC 16, Den 13
- 1985—Den 30, At KC 10
- 1985—At Den 14, KC 13
- 1986—At Den 38, KC 17
- 1986—At KC 37, Den 10
- 1987—Den 26, At KC 17
(Broncos 21, Chiefs 34)

LOS ANGELES RAIDERS (Oakland Raiders 1960-81)

- 1960—At Den 31, Oak 14
- 1960—At Oak 48, Den 10
- 1961—At Oak 33, Den 19
- 1961—At Den 27, Oak 24
- 1962—At Den 44, Oak 7
- 1962—Den 23, At Oak 6
- 1963—Oak 26, At Den 10
- 1963—At Oak 35, Den 31
- 1964—At Oak 40, Den 7
- 1964—At Den 20, Oak 20
- 1965—Oak 28, At Den 20
- 1965—At Oak 24, Den 13
- 1966—Oak 17, At Den 3
- 1966—At Oak 28, Den 10
- 1967—At Oak 51, Den 0
- 1967—Oak 21, At Den 17
- 1968—Oak 43, At Den 7
- 1968—At Oak 33, Den 27
- 1969—Oak 24, At Den 14
- 1969—At Oak 41, Den 10
- 1970—At Oak 35, Den 23
- 1970—Oak 24, At Den 19
- 1971—Oak 27, At Den 16
- 1971—At Oak 21, Den 13
- 1972—Den 30, At Oak 23
- 1972—Oak 37, At Den 20
- 1973—At Den 23, Oak 23
- 1973—At Oak 21, Den 17
- 1974—Oak 28, At Den 17
- 1974—Den 20, At Oak 17
- 1975—Oak 42, At Den 17
- 1975—At Oak 17, Den 10
- 1976—Oak 17, At Den 10
- 1976—At Oak 19, Den 3
- 1977—Den 30, At Oak 7
- 1977—Oak 24, At Den 14
- 1978—At Den 14, Oak 6
- 1978—Den 21, At Oak 6

SERIES RECORDS (Continued)

1979—At Oak 27, Den 3
 1979—Oak 14, At Den 10
 1980—At Oak 9, Den 3
 1980—Oak 24, At Den 21
 1981—At Den 9, Oak 7
 1981—Den 17, At Oak 0
 1982—At LA 27, Den 10
 1983—LA 22, At Den 7
 1983—At LA 22, Den 20
 1984—At Den 16, LA 13
 1984—Den 22, At LA 19 (OT)
 1985—At LA 31, Den 28 (OT)
 1985—LA 17, At Den 14 (OT)
 1986—At Den 38, LA 36
 1986—Den 21, At LA 10
 1987—At Den 30, LA 14
 1987—Den 23, At LA 17
 (Broncos 17, Raiders 36, 2 ties)

LOS ANGELES RAMS

1972—Den 16, At LA 10
 1974—LA 17, At Den 10
 1979—LA 13, At Den 9
 1982—Den 27, At LA 24
 1985—At LA 20, Den 16
 (Broncos 2, Rams 3)

MIAMI DOLPHINS

1966—At Mia 24, Den 7
 1966—At Den 17, Mia 7
 1967—At Mia 35, Den 21
 1968—At Den 21, Mia 14
 1969—At Mia 27, Den 24
 1971—At Den 10, Mia 10
 1975—At Mia 14, Den 13
 1985—Mia 30, At Den 26
 (Broncos 2, Dolphins 5, 1 tie)

MINNESOTA VIKINGS

1972—Min 23, At Den 20
 1978—At Min 12, Den 9 (OT)
 1981—At Den 19, Min 17
 1984—At Den 42, Min 21
 1987—At Min 34, Den 27
 (Broncos 2, Vikings 3)

NEW ENGLAND PATRIOTS (Boston Patriots 1960-70)

1960—Den 13, At Bos 10
 1960—At Den 31, Bos 24
 1961—At Bos 45, Den 17
 1961—Bos 28, At Den 24
 1962—At Bos 41, Den 16
 1962—Bos 33, At Den 29
 1963—At Den 14, Bos 10
 1963—At Bos 40, Den 21
 1964—Bos 39, At Den 10
 1964—At Bos 12, Den 7
 1965—Den 27, At Bos 10
 1965—Bos 28, At Den 20
 1966—Bos 24, At Den 10
 1966—Den 17, At Bos 10
 1967—At Den 26, Bos 21
 1968—Bos 20, At Den 17
 1968—Den 35, At Bos 14
 1969—At Den 35, Bos 7
 1972—At Den 45, NE 21
 1976—At NE 38, Den 14
 1979—At Den 45, NE 10
 1980—At NE 23, Den 14
 1984—At Den 26, NE 19
 1986—At Den 27, NE 20
 1987—At Den 31, NE 20
 (Broncos 13, Patriots 12)

NEW ORLEANS SAINTS

1970—Den 31, At NO 6
 1974—At Den 33, NO 17
 1979—At Den 10, NO 3
 1985—At Den 34, NO 23
 (Broncos 4, Saints 0)

NEW YORK GIANTS

1972—At NY 29, Den 17
 1976—At Den 14, NY 13
 1980—Den 14, At NY 9
 1986—At NY 19, Den 16
 (Broncos 2, Giants 2)

NEW YORK JETS

(New York Titans 1960-62)

1960—At NY 28, Den 24
 1960—NY 30, At Den 27
 1961—At NY 35, Den 28
 1961—At Den 27, NY 10
 1962—Den 32, At NY 10
 1962—NY 46, At Den 45
 1963—Den 35, NY 35
 1963—NY 14, At Den 9
 1964—At NY 30, Den 6
 1964—At Den 20, NY 16
 1965—At Den 16, NY 13
 1965—At NY 45, Den 10
 1966—NY 16, At Den 7
 1967—NY 38, At Den 24
 1967—Den 33, At NY 24
 1968—Den 21, At NY 13
 1969—At Den 21, NY 19
 1973—Den 40, At NY 28
 1976—At Den 46, NY 3
 1978—NY 31, At Den 28
 1980—At Den 31, NY 24
 1986—At NY 22, Den 10
 (Broncos 10, Jets 11, 1 tie)

PHILADELPHIA EAGLES

1971—At Phi 17, Den 16
 1975—At Den 25, Phi 10
 1980—At Phi 27, Den 6
 1983—Phi 13, At Den 10
 1986—Den 33, At Phi 7
 (Broncos 2, Eagles 3)

PHOENIX CARDINALS

(St. Louis Cardinals 1960-87)
 1973—Den 17, At SL 17
 1977—At Den 7, SL 0
 (Broncos 1, Cardinals 0, 1 tie)

PITTSBURGH STEELERS

1970—At Den 16, Pit 13
 1971—Den 22, At Pit 10
 1973—Den 23, At Pit 13
 1974—At Den 35, Pit 35 (OT)
 1975—At Pit 20, Den 9
 1977—At Den 21, Pit 7
 1978—Pit 21, At Den 17
 1979—At Pit 42, Den 7
 1983—Den 14, At Pit 10
 1985—Den 31, At Pit 23
 1986—Den 21, At Pit 10
 (Broncos 7, Steelers 3, 1 tie)

SAN DIEGO CHARGERS

(Los Angeles Chargers 1960)

1960—LA 23, At Den 19
 1960—At LA 41, Den 33
 1961—At SD 37, Den 0
 1961—SD 19, At Den 16
 1962—At Den 30, SD 21
 1962—Den 23, At SD 20
 1963—At Den 50, SD 34
 1963—At SD 58, Den 20
 1964—At SD 42, Den 14
 1964—SD 31, At Den 20
 1965—At SD 34, Den 31
 1965—SD 35, At Den 21
 1966—At SD 24, Den 17
 1966—At Den 20, SD 17
 1967—SD 38, At Den 21
 1967—At SD 24, Den 20

SERIES RECORDS (Continued)

1968—At SD 55, Den 24
 1968—SD 47, At Den 23
 1969—At Den 13, SD 0
 1969—At SD 45, Den 24
 1970—At SD 24, Den 21
 1970—At Den 17, SD 17
 1971—At Den 20, SD 16
 1971—At SD 45, Den 17
 1972—At SD 37, Den 14
 1972—At Den 38, SD 13
 1973—At Den 30, SD 19
 1973—Den 42, At SD 28
 1974—At Den 27, SD 7
 1974—At SD 17, Den 0
 1975—Den 27, At SD 17
 1975—At Den 13, SD 10 (OT)
 1976—At Den 26, SD 0
 1976—Den 17, At SD 0
 1977—Den 14, At SD 10
 1977—At Den 17, SD 9
 1978—At Den 27, SD 14
 1978—At SD 23, Den 0
 1979—At Den 7, SD 0
 1979—At SD 17, Den 7
 1980—SD 30, At Den 13
 1980—Den 20, At SD 13
 1981—At Den 42, SD 24
 1981—At SD 34, Den 17
 1982—SD 23, At Den 3
 1982—At SD 30, Den 20
 1983—At Den 14, SD 6
 1983—At SD 31, Den 7
 1984—At Den 16, SD 13
 1984—Den 16, At SD 13
 1985—At SD 30, Den 10
 1985—At Den 30, SD 24 (OT)
 1986—Den 31, At SD 14
 1986—SD 9, At Den 3
 1987—Den 31, At SD 17
 1987—At Den 24, SD 0
 (Broncos 27, Chargers 28, 1 tie)

SAN FRANCISCO 49ERS

1970—At SF 19, Den 14
 1973—SF 36, At Den 34
 1979—Den 38, At SF 28
 1982—At Den 24, SF 21
 1985—At Den 17, SF 16
 (Broncos 3, 49ers 2)

SEATTLE SEAHAWKS

1977—Den 24, At Sea 13
 1978—At Den 28, Sea 7
 1978—Den 20, At Sea 17 (OT)
 1979—At Den 37, Sea 34
 1979—At Sea 28, Den 23
 1980—At Den 36, Sea 20
 1980—Den 25, At Sea 17
 1981—At Sea 13, Den 10
 1981—At Den 23, Sea 13
 1982—Sea 17, At Den 10
 1982—At Sea 13, Den 11
 1983—At Sea 27, Den 19
 1983—At Den 38, Sea 27
 1984—Sea 27, At Den 24
 1984—Den 31, At Sea 14
 1985—At Den 13, Sea 10 (OT)
 1985—Den 27, At Sea 24
 1986—At Den 20, Sea 13
 1986—At Sea 41, Den 16
 1987—At Den 40, Sea 17
 1987—At Sea 28, Den 21
 (Broncos 13, Seahawks 8)

TAMPA BAY BUCCANEERS

1976—At Den 48, TB 13
 1981—Den 24, At TB 7
 (Broncos 2, Buccaneers 0)

WASHINGTON REDSKINS

1970—Was 19, At Den 3
 1974—At Was 30, Den 3
 1980—At Den 20, Was 17
 1986—At Den 31, Was 30
 (Broncos 2, Redskins 2)

Over the past 11 NFL seasons (1977-87), the Denver Broncos have:

- won the AFC Championship three times and played in the Super Bowl three times ('77, '86, '87).
- won the AFC West title five times ('77, '78, '84, '86, '87), more than any other team in the division.
- made the playoffs seven times ('77, '78, '79, '83, '84, '86, '87) and barely missed out on postseason play twice despite records of 10-6-0 ('81) and 11-5-0 ('85).
- been the only NFL team to post eight 10-win seasons.
- posted the fourth best record in the NFL (106-59-1, .642) the second best in the AFC.
- posted the second best winning percentage at home (.762, 64-20-0).
- posted the sixth best winning percentage on the road (.518, 42-39-1).
- been the winningest team in the NFL's winningest division, the AFC West.

THE NFL 1977-87

	W	L	T	Pct.
Miami	111	54	1	.672
Dallas	110	56	0	.663
Washington	107	59	0	.645
DENVER	106	59	1	.642
LA Raiders	103	63	0	.620
Chicago	100	66	0	.602
Pittsburgh	98	68	0	.590
LA Rams	96	70	0	.578
New England	93	73	0	.560
San Francisco	89	76	1	.539

DENVER BRONCOS MONDAY NIGHT GAMES

Overall record: 9-10-1
(Home team in caps)

DENVER 31, Chicago 29, Nov. 16, 1987
MINNESOTA 34, Denver 27, Oct. 26, 1987
DENVER 30, L.A. Raiders 14, Oct. 12, 1987
NEW YORK JETS 22, Denver 10, Oct. 20, 1986
Denver 21, PITTSBURGH, Sept. 15, 1986
DENVER 17, San Francisco 16, Nov. 11, 1985
DENVER 17, Green Bay, Oct. 15, 1984
DENVER 19, Minnesota 17, Nov. 2, 1981
OAKLAND 9, Denver 3, Dec. 1, 1980
DENVER 20, Washington 17, Oct. 13, 1980
NEW ENGLAND 23, Denver 14, Sept. 29, 1980
SAN DIEGO 17, Denver 7, Dec. 17, 1979
PITTSBURGH 42, Denver 7, Oct. 22, 1979
DENVER 16, Chicago 7, Oct. 16, 1978
MINNESOTA 12, Denver 9 OT, Sept. 11, 1978
OAKLAND 17, Denver 10, Dec. 8, 1975
DENVER 23, Green Bay 13, Sept. 29, 1975
Kansas City 42, DENVER 34, Nov. 18, 1974
WASHINGTON 30, Denver 3, Sept. 30, 1974
DENVER 23, Oakland 23, Oct. 22, 1973

DENVER BRONCOS THURSDAY-SUNDAY NIGHT GAMES

Overall record: 3-2-0
(Home team in caps)

SEATTLE 28, Denver 21, Sun., Dec. 19, 1987
Denver 27, SEATTLE 24, Fri., Dec. 20, 1985
Denver 24, CLEVELAND 14, Sun., Sept. 16, 1984
Los Angeles Rams 13, DENVER 9, Thurs., Sept. 6, 1979
Denver 21, Oakland 6, Sun., Dec. 3, 1978

DENVER BRONCOS OVERTIME GAMES

Overall record: 9-3-2
(Home team in caps)

Denver 17, GREEN BAY (Milw.) 17, Sept. 20, 1987
Denver 23, CLEVELAND 20, Jan. 11, 1987 (AFC Championship)
Los Angeles Raiders 17, DENVER 14, Dec. 8, 1985
LOS ANGELES RAIDERS 31, Denver 28, Nov. 24, 1985
DENVER 30, San Diego 24, Nov. 17, 1985
DENVER 13, Seattle 10, Oct. 20, 1985
Denver 22, LOS ANGELES RAIDERS 19, Oct. 28, 1984
DENVER 23, Cleveland 20, Nov. 8, 1981
Denver 20, ATLANTA 17, Sept. 16, 1979
Denver 20, SEATTLE 17, Oct. 29, 1978
Denver 23, KANSAS CITY 17, Sept. 24, 1978
MINNESOTA 12, Denver 9, Sept. 11, 1978
DENVER 13, San Diego 10, Nov. 30, 1975
DENVER 35, Pittsburgh 35, Sept. 22, 1974

PLAYOFF HISTORY

NEW YORK GIANTS 39, DENVER 20 SUPER BOWL XXI

PASADENA, CA., Jan. 25 — The New York Giants broke open a close game with 24 unanswered points to open the second half, capturing a 39-20 win over the Broncos in Super Bowl XXI. The game, played before a crowd of 101,063 in Pasadena's Rose Bowl, featured outstanding performances by the two quarterbacks, Super Bowl MVP Phil Simms of New York (22 of 25, 268 yards, 3 TDs) and Denver's John Elway (22 of 37, 304 yards, 1 TD). The Broncos won the toss and opened their first drive on the Denver 24, taking eight plays to reach the Giants 31-yard-line. Rick Karlis scored the first points of the game with a 48-yard field goal, tying the Super Bowl record. New York roared right back with a nine-play, 78-yard scoring drive that culminated with a six-yard touchdown pass from Simms to tight end Mark Bavaro. On the possession, Simms was six-for-six for 69 yards, and running back Joe Morris gained 19 yards on just three carries. With five-and-a-half minutes remaining in the first quarter, the Broncos took possession on their own 42 after a 28-yard kickoff return by Ken Bell. Elway completed passes on the first three plays of the drive as Denver reached the New York 33. Two Giant penalties left the Broncos with a first-and-10 at the 12, and on third down, Elway called his own number, scoring from four yards out on a quarterback draw to give Denver a 10-7 lead. The Giants next drive stalled and the Broncos got the ball back at the 14-minute mark of the second quarter. On the third play of the drive, on third-and-18, Elway unleashed a 54-yard bomb to Vance Johnson, giving the Broncos a first down on the Giant 28. Seven plays later Denver had a first-and-goal at the New York one, but failed to score in three plays and Karlis was wide right on a 23-yard field goal attempt. Denver's Orange Crush defense stifled the next Giant drive at the New York 47, and after a punt, the Broncos got the ball back on their own 15. Controversy entered the game when, on second-and-twelve, Elway threw an apparent completion for a first down to Clarence Kay. The pass was ruled incomplete, and that decision was upheld after review of the television replay. On the next play, Giant defensive end George Martin sacked Elway in the end zone for a safety to pull New York within a point of Denver at 10-9. The Giant offense was unable to move the ball on its next possession and punted to Denver. Taking the ball at their own 37, Elway quickly hit Steve Watson for 31 yards and Gerald Willhite for 11 more to give the Broncos a first-and-10 at the Giant 21 with 43 seconds left in the half. Denver was able to get to the 16-yard-line, but Karlis was wide right on a 34-yard field goal attempt with 13 seconds left in the half. New York shot out of the starting blocks in the second half and never looked back, scoring on all three third quarter drives and outgaining Denver in the period 163 yards to two. With the score at 26-10, the Giants mounted a scoring drive on their first possession of the fourth quarter, and they went up 33-10 after Phil McConkey caught a deflected pass in the end zone, Simms's third TD stike of the day. Denver got the ball back at its own 16 and Elway moved the squad to the New York 10, as Karlis kicked a 27-yard field goal to make the score 33-13. The Giants took only five plays to move 46 yards for their next TD, a two-yard run by Otis Anderson which made the score 39-13. Elway took Denver down the field again and hit Vance Johnson with a 47-yard TD pass for the game's final points.

Denver	10	0	0	10	—	20
New York Giants	7	2	17	13	—	39

	Den	NYG
Den—Karlis 48 FG (8-45)		
NYG—Mowatt 6 pass from Simms (Allegre kick) (9-78)		
Den—Elway 4 run (Karlis kick) (6-58)		
NYG—Safety—Elway tackled in end zone by Martin		
NYG—Bavaro 13 pass from Simms (Allegre kick) (8-63)		
NYG—Allegre 21 FG (9-32)		
NYG—Morris 1 run (Allegre kick) (5-68)		
NYG—McConkey 6 pass from Simms (Allegre kick) (6-52)		
Den—Karlis 28 FG (13-73)		
NYG—Anderson 2 run (Kick failed) (5-46)		
Den—Johnson 47 pass from Elway (Karlis kick) (5-69)		
Attendance—101,063		
Team Statistics	Den	NYG
First downs	23	24
Rushes-yards	19-52	38-136
Passing yards	320	263
Return yards	9	18
Passes	41-26-1	25-22-0
Punts	2-41.0	2-46.0
Fumbles-lost	2-0	0-0
Penalties-yards	4-28	6-48
Time of Possession	25:21	34:39

STARTERS

WR 82 Vance Johnson	LE 61 Andre Townsend
LT 70 Dave Studdard	NT 71 Greg Kragen
LG 54 Keith Bishop	RE 75 Rulon Jones
C 64 Billy Bryan	L0LB 50 Jim Ryan
RG 63 Mark Cooper	LILB 77 Karl Mecklenburg
RT 76 Ken Lanier	RILB 98 Ricky Hunley
TE 88 Clarence Kay	ROLB 57 Tom Jackson
WR 81 Steve Watson	LCB 20 Louis Wright
QB 7 John Elway	SS 49 Dennis Smith
RB 23 Sammy Winder	FS 43 Steve Foley
RB 47 Gerald Willhite	RCB 31 Mike Harden

SUBSTITUTIONS — 2 M. Horan, 3 R. Karlis, 8 G. Kubiak, 22 T. Lilly, 30 S. Sewell, 33 G. Lang, 35 K. Bell, 36 M. Haynes, 45 S. Wilson, 48 R. Robbins, 52 K. Woodard, 55 R. Dennison, 59 D. Comeaux, 62 M. Freeman, 69 T. Colorito, 73 S. Fletcher, 74 D. Remsberg, 80 M. Jackson, 84 C. Sampson, 85 J. Hackett, 87 B. Micho, 89 O. Mobley, 90 F. Gilbert.

INDIVIDUAL STATISTICS

Denver

RUSHING—Elway 6-27, Willhite 4-19, Sewell 3-4, Lang 2-2, Winder 4-0.
PASSING—Elway 22-37-1,304 yards, Kubiak 4-4-0, 48 yards. **RECEIVING**—Johnson 5-121, Willhite 5-39, Winder 4-34, Jackson 3-51, Watson 2-54, Sampson 2-20, Mobley 2-17, Sewell 2-12, Lang 1-4.

New York Giants

RUSHING—Morris 20-67, Simms 3-25, Rouson 3-22, Galbreath 4-17, Carthon 3-4, Anderson 2-1, Rutledge 3-0. **PASSING**—Simms 22-25-0, 268 yards. **RECEIVING**—Bavaro 4-51, Morris 4-20, Carthon 4-13, Robinson 3-62, Manuel 3-43, McConkey 2-50, Rouson 1-23, Mowatt 1-6.

DENVER 23, CLEVELAND 20 OT AFC CHAMPIONSHIP

CLEVELAND, OH, Jan. 11 — Rich Karlis kicked a 33-yard field goal 5:48 into overtime to give the Broncos a 23-20 victory over the Browns. The game was played before a crowd of 79,915 people, who braved a wind chill of five degrees. Cleveland scored first, on the heels of a 14-play, 86-yard drive. Bernie Kosar threw a six-yard TD pass to Herman Fontenot with 5:19 left in the first quarter to put the Browns up 7-0. The next Cleveland drive ended when Ricky Hunley intercepted a Kosar pass, and he returned 14 yards to the Browns' 36. Although the Broncos' ensuing drive stalled, Kosar threw another interception, this one to Jim Ryan, and he returned the ball 26 yards to the Cleveland nine. Four plays later Karlis nailed a 19-yard field goal to make the score 7-3. Denver got another break on Cleveland's next play when Kevin Mack fumbled and Ken Woodard recovered the ball on the Browns' 37. On first down John Elway rambled 34 yards, and two more rushes got Denver to the one-yard line. On fourth-and-goal Gerald Willhite plunged into the end zone to give the Broncos a 10-7 lead. Cleveland kicker Mark Moseley tied the score at 10 apiece with a 29-yard field goal with 20 seconds left in the first half. Both teams saw their first two possessions of the second half end in punts before Denver engineered the first scoring drive of the second half. Elway drove the Broncos 61 yards in 11 plays, and Karlis put Denver up 13-10 with a 26-yard field goal 12 minutes into the third quarter. The Browns wasted no time mounting a scoring march of their own. Mack rushed for 34 yards in a 10-play, 76-yard drive that culminated with a 24-yard Moseley field goal, knotting the score at 13-13. The Broncos next two possessions ended in punts, and when Cleveland got the ball on its own 48 with 6:40 left in the fourth quarter, the Browns struck quickly. On third-and-six from Denver's 48 yard line, Kosar threw a TD pass to Brian Brennan to give the Browns a 20-13 lead with 5:43 left in regulation. The ensuing kickoff rolled to the Denver two-yard line where Gene Lang fell on it. Pro Bowl-bound Elway then engineered the longest and most important drive of his four-year career. On the fifth play of the drive (on second-and-seven from the Broncos' 15), Elway rushed for 11 yards and a first down. He hit Steve Sewell for a 22-yard gain on the next play, and followed that with a 12-yard strike to Steve Watson to give Denver a first down on the Cleveland 40. After an incompletion and an eight-yard sack, Elway threw a 20-yard pass to Mike Jackson, moving the team to the Cleveland 28. Another incompletion was followed by a 14-yard, Elway-to-Sewell pass, giving the Broncos a first down on the Browns' 14 with 57 seconds left. Elway's next pass was incomplete, and on second down he ran nine yards to the Cleveland five-yard line. On the next play, he hit Jackson for a TD, and Karlis's extra point tied the score at 20 with 39 seconds left in regulation. Cleveland was unable to move the ball as time ran out in the fourth quarter. The Browns won the overtime coin toss and elected to receive. Three plays into the drive, (on third-and-two from the Cleveland 38),

the Orange Crush rose up to snuff Herman Fontenot for no gain. Cleveland punted and Willhite returned it to the Bronco 25, where the Denver juggernaut revved it up again. On second-and-five, Elway hit Orson Mobley for a 22-yard gain, and three plays later Elway threw a 28-yard pass to Watson. With a first down on Cleveland's 22-yard line, the Broncos rushed three times to get to the 15, and on fourth down, Karlis hit the 33-yard game winner. Elway accounted for 300 total yards in the game, rushing for 56 and completing 22 of 38 passes for 244 yards. The Broncos kept alive a 1986 record of 13-0 when they scored 20 or more points. Denver also notched its 11th win on natural turf, losing only to San Diego at home on grass.

Denver	0	10	3	7	3	—	23
Cleveland	7	3	0	10	0	—	20

Clev-Fontenot 6 pass from Kosar (Moseley kick) (14-86)
 Den-Karlis 19 FG (4-8)
 Den—Willhite 1 run (Karlis kick) (5-37)
 Clev-Moseley 29 FG (9-53)
 Den-Karlis 26 FG (11-61)
 Clev-Moseley 24 FG (10-76)
 Clev-Brennan 48 pass from Kosar (Moseley kick) (3-52)
 Den-Jackson 5 pass from Elway (Karlis kick) (15-98)
 Den-Karlis 33 FG (9-60)
 Attendance—79,915

Team Statistics

	Den	Clev
Rushes-yards	37-149	33-100
Passing yards	225	256
Return yards	50	37
Passes	38-22-1	32-18-2
Punts	7-37.6	6-43.2
Fumbles-lost	2-0	3-1
Penalties-yards	6-39	9-76
Time of Possession	34:05	31:43

WR 82 Vance Johnson	LE 75 Rulon Jones
LT 70 Dave Studdard	NT 71 Greg Kragen
LG 54 Keith Bishop	RE 61 Andre Townsend
C 64 Billy Bryan	L0LB 50 Jim Ryan
RG 63 Mark Cooper	LILB 77 Karl Mecklenburg
RT 76 Ken Lanier	RILB 98 Ricky Hunley
TE 85 Joey Hackett	ROLB 57 Tom Jackson
WR 81 Steve Watson	LCB 20 Louis Wright
QB 7 John Elway	FS 43 Steve Foley
RB 23 Sammy Winder	SS 48 Dennis Smith
TE 89 Orson Mobley	RCB 31 Mike Harden

STARTERS

SUBSTITUTES—2 M. Horan, 3 R. Karlis, 8 G. Kubiak, 22 T. Lilly, 30 S. Sewell, 33 G. Lang, 35 K. Bell, 45 S. Wilson, 47 G. Willhite, 48 R. Robbins, 52 K. Woodard, 55 R. Dennison, 59 D. Comeaux, 62, M. Freeman, 69 T. Colorito, 73 S. Fletcher, 74 D. Remsberg, 80 M. Jackson, 84 C. Sampson, 87 B. Micho, 88 C. Kay, 90 F. Gilbert. **DID NOT PLAY** — 36 M. Haynes.

INDIVIDUAL STATISTICS

Denver

RUSHING—Elway 4-56, Winder 26-83, Willhite 3-0, Sewell 1-1, Lang 3-9.
PASSING — Elway 22-38-1, 244 yards. **RECEIVING** — Willhite 2-20, Watson 3-55, Winder 2-2, V. Johnson 3-25, Mobley 3-36, Sampson 1-10, Kay 2-23, Lang 1-1, Sewell 3-47, Jackson 2-25.

Cleveland

RUSHING—Mack 26-94, Kosar 4-3, Fontenot 3-3. **PASSING**—Kosar 18-32-2, 259 yards. **RECEIVING**—Langhorne 2-35, Fontenot 7-66, Brennan 4-72, Mack 2-20, Byner 1-4, Weathers 1-42, Slaughter 1-20.

DENVER 22, NEW ENGLAND 17 AFC DIVISIONAL PLAYOFF GAME

DENVER, CO., Jan. 4—Rulon Jones sacked Tony Eason in the end zone for a safety with 1:37 left on the clock to put Denver up 22-17 and halt the Patriots' final comeback drive. The playoff victory was the first since Jan. 1, 1978 for the Broncos, when they defeated Oakland for the AFC Championship. The two teams traded punts in the first nine minutes of the game before Denver posed the initial scoring threat. Starting at their own 20, the Broncos took four plays to reach the New England 7, behind John Elway completions of 39 and 21 yards. On second-and-goal from the four, Elway rolled around the left side and was hit just short of the goal line. He was penalized (delay of game) for spiking the ball after the play, and that set Denver back to the six. Two plays later Rich Karlis nailed a 27-yard field goal to give Denver a 3-0 lead. New England mounted a seven-play, 87-yard drive later in the quarter, with Eason hitting Stanley Morgan for a 19-yard TD. The Broncos roared right back with a 13-play, 82-yard drive that was punctuated by a 22-yard TD run by Elway, giving Denver a 10-7 lead midway through the second quarter. The Patriots tied the score on the last play of the half with a 38-yard Tony Franklin field goal. Denver received the kickoff to open the second half and

proceeded to chew up over nine minutes off of the clock. The Broncos ran the ball 11 times on the drive, which stalled on the Patriot five. Karlis's 22-yard field goal put Denver up 13-10. Five plays into the next New England drive, the Patriots took a page out of Dan Reeve's bag of tricks, scoring on a flea-flicker that ended with a 45-yard TD pass from Eason to Morgan to give New England its first lead of the game at 17-13. Denver jumped right back on top, travelling 86 yards in six plays to score on a 48-yard Elway-to-Vance Johnson pass on the last play of the third quarter. The two teams both punted three times in the fourth quarter, and the last one, a Mike Horan punt of 54 yards, backed New England to its own 10. On first down, Eason dropped back to pass but was sacked for a safety by Rulon Jones. Denver recovered the onsidies free kick and held on to the ball to preserve the win.

New England	0	10	7	0	—	17
Denver	3	7	10	2	—	22

Den—Karlis 27 FG (8-7)
 NE—Morgan 19 pass from Eason (Franklin kick) (7-8)
 Den—Elway 22 run (Karlis kick) (13-82)
 NE—Franklin 38 FG (5-8)
 Den—Karlis 22 FG (15-80)
 NE—Morgan 45 pass from Eason (Franklin kick) (5-78)
 Den—Johnson 48 pass from Elway (Karlis kick) (6-86)
 Den—Safety - Eason tackled in endzone by Jones
 Attendance—76,105

Team Statistics	NE	Den
First downs	12	23
Rushing-yards	121	188
Passing yards	150	253
Return yards	15	35
Passes	24-13-0	32-13-2
Punts	9-50-2	6-46-0
Fumbles-lost	1-0	0-0
Penalties-yards	5-45	3-20
Time of Possession	24:31	35:29

STARTERS

WR 82 Vance Johnson	LE 75 Rulon Jones
LT 70 Dave Studdard	NT 71 Greg Kragen
LG 54 Keith Bishop	RE 61 Andre Townsend
C 64 Billy Bryan	LOLB 50 Jim Ryan
RG 60 Paul Howard	LILB 77 Karl Mecklenburg
RT 76 Ken Lanier	RILB 98 Ricky Hunley
TE 85 Joey Hackett	ROLB 57 Tom Jackson
WR 81 Steve Watson	LCB 20 Louis Wright
QB 7 John Elway	FS 43 Steve Foley
RB 23 Sammy Winder	SS 48 Randy Robbins
TE 89 Orson Mobley	RCB 31 Mike Harden

SUBSTITUTIONS — 2 M. Horan, 3 R. Karlis, 8 G. Kubiak, 22 T. Lilly, 30 S. Sewell, 33 G. Lang, 35 K. Bell, 36 M. Haynes, 45 S. Wilson, 52 K. Woodard, 55 R. Dennison, 59 D. Comeaux, 62 M. Freeman, 63 M. Cooper, 69 T. Colorado, 73 S. Fletcher, 74 D. Remsberg, 80 M. Jackson, 84 C. Sampson, 87 B. Micho, 90 F. Gilbert. **DID NOT PLAY** — 49 D. Smith.

INDIVIDUAL STATISTICS

New England

RUSHING—James 10-31, Collins 5-46, Fryar 1-(-2), Eason 2-23, Dupard 5-18, Hawthorne 1-5. **PASSING**—Eason 13-24-0, 194 yards. **RECEIVING**—Collins 4-46, Fryar 2-11, Morgan 3-100, Baty 3-31, Hawthorne 1-6.

Denver

RUSHING—Winder 19-102, Willhite 3-4, Elway 5-18, Lang 11-44, Bell 2-12, Sewell 2-8. **PASSING**—Elway 13-32-2, 257 yards. **RECEIVING**—Johnson 4-89, Sewell 3-41, Watson 1-21, Mobley 2-69, Lang 1-1, Winder 1-16, Micho 1-20.

1984 WILD CARD PLAYOFF GAME

PITTSBURGH 24, DENVER 17

DENVER, CO., Dec. 30—Denver had two possessions in the final two minutes of the game but failed to score as Pittsburgh advanced to the Conference Championship game. Denver's opportunistic defense recovered two Steeler fumbles in the first quarter. The first one resulted in a Rich Karlis field goal attempt, but it sailed wide right. Pittsburgh fumbled on the next play, and the Broncos recovered again. That turnover led to a seven-yard touchdown pass from John Elway to Jim Wright. Pittsburgh scored on a 28-yard field goal on the first play of the second period, and just before intermission, the Steelers took the lead on Frank Pollard's one-yard TD plunge. Denver tied the game early in the third quarter on a 21-yard Karlis field goal. The Broncos regained the lead on their next possession, scoring on a 20-yard pass from Elway to Steve Watson. For the game, Watson gained 177 yards on 11 receptions.

The Steelers mounted a scoring drive of their own, tying the game at 17-17 on a Mark Malone to Louis Lipps pass late in the quarter. Later, Pittsburgh's Eric Williams intercepted an Elway pass and returned it to the Denver two-yard line with only 2:45 left in the game. Pollard scored two plays later to give the Steelers the lead 24-17. Denver couldn't move the ball on its final two possession as time ran out.

Pittsburgh	0	10	7	7	—	24
Denver	7	0	10	0	—	17

Team Statistics	Pitt	Den	
Den—J. Wright 9 pass from Elway (Karlis kick) (5-22)	First downs	25	15
Pitt—Anderson 28 FG (12-62)	Rushes-yards	40-169	22-51
Pitt—Pollard 1 run (Anderson kick) (8-78)	Passing yards	212	199
Den—Karlis 21 FG (4-0)	Sacks by-yards	4-37	2-12
Den—Watson 20 pass from Elway (Karlis kick) (6-46)	Return yards	43	17
Pitt—Lipps 10 pass from Malone (Anderson kick) (7-66)	Passes	17-28-0	20-39-2
Pitt—Pollard 2 run (Anderson kick) (3-2)	Punts	3-28.3	4-42.3
Attendance—74,982	Fumbles-lost	3-2	2-0
	Pénalties-yards	4-30	1-5
	Time of Possession	32:52	27:08

INDIVIDUAL STATISTICS

Pittsburgh

RUSHING—Pollard 16-99, Abercrombie 17-75, Malone 5-(-6), Lipps 1-0, Veals 1-1. **PASSING**—Malone 17-28-0, 224 yards. **RECEIVING**—Abercrombie 3-18, Pollard 4-48, Lipps 5-86, Stallworth 3-38, Cunningham 1-19, Thompson 1-15.

Denver

RUSHING—Elway 4-16, Winder 15-37, Watson 1-(-3), Willhite 1-1, Parros 1-0. **PASSING**—Elway 19-37-2, 184 yards, Willhite 1-1-0, 52 yards. **RECEIVING**—Winder 4-22, Watson 11-177, J. Wright 2-16, Willhite 2-12, Alexander 1-9.

1983 WILD CARD PLAYOFF GAME

SEATTLE 31, DENVER 7

SEATTLE, Wash., Dec. 24—Seattle broke open a close contest with two second-half Dave Krieg touchdown passes as the Seahawks beat Denver 31-7 in the AFC Wild Card playoff game. Seattle scored on its first possession of the day with a 17-yard pass from Krieg to Steve Largent. Later in the first quarter, Denver mounted a nine-play, 76-yard drive, scoring on a 13-yard pass from Steve DeBerg to Jesse Myles. Seattle cornerback Kerry Justin intercepted a DeBerg pass on Denver's next drive and the Seahawks drove to the Denver 20-yard line, with Norm Johnson converting a 37-yard field goal. Denver then drove down to the Seattle four-yard line, but Gerald Willhite fumbled and Seattle recovered, and then ran the remaining time off the clock. The second half belonged to the Seahawks as Krieg passed for two touchdowns and running back David Hughes ran for another, making the final score 31-7.

Denver	7	0	0	0	—	7
Seattle	7	3	7	14	—	31

Team Statistics	Den	Sea	
Sea—Largent 17 pass from Krieg. (Johnson kick)	First downs	21	17
Den—Myles 13 pass from DeBerg. (Karlis kick)	Total net yards	360	324
Sea—Metzelaars 5 pass from Krieg. (Johnson kick)	Net yards rushing	125	145
Sea—Johns 18 pass from Krieg. (Johnson kick)	Net yards passing	235	179
Sea—Hughes 2 run. (Johnson kick)	Total plays	69	53
Attendance—60,752	Passes	24-34-2	12-13-0
	Return yards	128	146
	Penalty yards	35	34

INDIVIDUAL STATISTICS

Denver

RUSHING—Winder 16-59, Poole 7-25, Elway 3-16, Willhite 5-16, Sampson 1-8, Watson 1-1. **RECEIVING**—Myles 7-73, Watson 4-51, Poole 4-17, Sampson 3-52, Winder 2-13, Thomas 1-19, Egloff 1-16, Wilson 1-12, Willhite 1-1. **PASSING**—DeBerg 14-19-1, 131 yards. Elway 10-15-1, 123 yards.

Seattle

RUSHING—Warner 23-99, Hughes 3-16, Bryant 5-15, Krieg 3-9, Dixon 3-4, Zorn 1-2. **PASSING**—Krieg 12-13-0, 200 yards. **RECEIVING**—Largent 4-76, Warner 3-22, Johns 2-59, Young 2-38, Metzelaars 1-5.

1979 WILD CARD PLAYOFF GAME

HOUSTON 13, DENVER 7

HOUSTON, Tex., Dec. 23—Toni Fritsch kicked two field goals to provide the margin of victory as the Houston Oilers played strong second half defense and defeated the Broncos, 13-7, earning the Oilers advancement in the American Football Conference playoffs.

Fritsch opened the scoring with a 31-yard first period field goal, but Denver came back to take a 7-3 lead on a seven-yard pass from Craig Morton to running back Dave Preston, an 80-yard drive that took the Broncos 13 plays.

Houston went ahead to stay on a three-yard burst by Earl Campbell at 14:14 of the second period. However, Campbell was injured on the play and did not return to action in the second half. Oiler quarterback Dan Pastorini and wide receiver Ken Burrough also left the contest due to injuries, both early in the second half, putting a severe crimp in the Houston attack. But the Broncos were able to move the ball for only 216 yards total offense, and the tenacious Houston defense sacked Morton six times for 40 yards in losses as the Oilers held on to win.

Linebacker Bob Swenson intercepted a Gifford Nielsen pass at the Oiler 26-yard line midway through the fourth period, but two sacks of Morton led to a 50-yard field goal attempt by Fred Steinfort. Steinfort's kick hit the upright, and the Oilers later drove for a second field goal by Fritsch, this one of 20 yards, providing the final victory margin.

Denver drove to the Houston 27 at the two minute mark, but the Oiler defense again rose to the occasion to stifle the threat and secure the win, eliminating the Broncos from the playoffs.

Denver	7	0	0	0	—	7
Houston	3	7	0	3	—	13

Hou—Fritsch 31 FG
Den—Preston 7 pass from Morton (Turner kick)
Hou—Campbell 3 run (Fritsch kick)
Hou—Fritsch 20 FG
Attendance—48,776

Team Statistics	Den	Hou
First downs	17	15
Total net yards	216	282
Net yards rushing	112	135
Net yards passing	104	147
Total plays	65	65
Passes	14-27-1	10-22-2
Return yards	37	57
Penalty yardage	70	19

INDIVIDUAL STATISTICS

Denver

RUSHING—Armstrong 12-51, Preston 9-24, Jensen 4-5, Canada 4-29, Upchurch 1-3, Morton 2-0. **PASSING**—Morton 14-27-1, 144 yards. **RECEIVING**—Armstrong 2-22, Egloff 1-17, Preston 4-40, Moses 3-47, Jensen 1-11, Canada 1-4, Odoms 2-3.

Houston

RUSHING—Campbell 16-50, T. Wilson 8-21, Coleman 2-5, Carpenter 16-59. **PASSING**—Pastorini 8-18-1, 149 yards; Nielsen 2-4-1, 9 yards. **RECEIVING**—Coleman 1-41, Carpenter 3-26, Barber 1-31, T. Wilson 4-53, Campbell 1-7.

1978 DIVISIONAL PLAYOFF GAME

PITTSBURGH 33, DENVER 10

PITTSBURGH, Pa., Dec. 30—Two fourth quarter touchdown passes by Pittsburgh quarterback Terry Bradshaw lifted the Steelers to a 33-10 victory over the Denver Broncos and into the American Football Conference championship game.

Bradshaw's scoring tosses included a 45-yard bomb to John Stallworth and a 38-yarder to Lynn Swann, capping a brilliant performance by the Pittsburgh passer.

The Broncos took the early lead on a 37-yard Jim Turner field goal, but Pittsburgh's Franco Harris ran one and 18 yards for touchdowns and Roy Gerela kicked a 24-yard field goal to give the Steelers a 16-3 advantage. Denver cut the margin to 16-10 on a three-yard Dave Preston TD, but Gerela kicked another field goal to make the halftime margin 19-10. Denver threatened to come closer in the third period, but Turner's 29-yard field goal attempt was blocked, and Bradshaw's passing sealed Denver's fate early in the final stanza. The Steelers rolled to 425 yards total offense, with Bradshaw accounting for 272 through the air, 156 on ten receptions by Stallworth. The eventual World Champion Steelers limited the Broncos' ground game to just 87 yards in earning the right to play the Houston Oilers for the AFC crown the following week.

Denver	3	7	0	0	—	10
Pittsburgh	6	13	0	14	—	33

Den—Turner 37 FG
Pit—Harris 1 run (kick failed)
Pit—Harris 18 run (Gerela kick)
Pit—Gerela 24 FG
Den—Preston 3 run (Turner kick)
Pit—Gerela 27 FG
Pit—Stallworth 45 pass from Bradshaw (Gerela kick)
Pit—Swann 38 pass from Bradshaw (Gerela kick)
Attendance—48,921

Team Statistics	Den	Pit
First downs	15	24
Total net yards	218	425
Net yards rushing	87	153
Net yards passing	131	272
Total plays	55	69
Passes	12-22-0	16-29-1
Return yards	110	93
Penalty yardage	104	88

INDIVIDUAL STATISTICS

Denver

RUSHING—Keyworth 6-12, Lytle 5-6, Canada 1-3, Perrin 6-6, Preston 4-14, Weese 4-43, Armstrong 1-3. **PASSING**—Morton 3-5-0, 34 yards; Weese 8-16-0, 118 yards; Ditts 1-1-0, 16 yards. **RECEIVING**—Moses 2-33, Dolbin 4-77, Lytle 1-(-1), Perrin 2-16, Odoms 1-24, Preston 2-19.

Pittsburgh

RUSHING—Harris 24-105, Bleier 8-26, Bradshaw 2-4, Thornton 2-4, Moser 2-6, J. Smith 1-4, Deloplane 1-4. **PASSING**—Bradshaw 16-29-1, 272 yards. **RECEIVING**—Stallworth 10-156, Grossman 4-64, Swann 2-52.

1978 SUPER BOWL XII

DALLAS 27, DENVER 10

NEW ORLEANS, La., Jan. 15—The Dallas Cowboys evened their Super Bowl record at 2-2 by defeating the Denver Broncos 27-10 before a sellout crowd of 76,400, plus 90 million television viewers, the largest audience ever to watch a sporting event. Dallas converted two pass interceptions by safety Randy Hughes and cornerback Aaron Kyle into 10 points and Efen Herrera added a 35-yard field goal to give the Cowboys at 13-0 halftime advantage. The Denver offense had trouble getting untracked against the hard-hitting Cowboy defense. The Broncos lost three fumbles and were intercepted twice on their last five possessions of the first half. The Broncos came back momentarily at the outset of the third period. Craig Morton engineered a drive to the Cowboys 30-yard line from where Jim Turner booted a 47-yard field goal to make the score 13-3. After an exchange of punts, Dallas wide receiver Butch Johnson made a spectacular diving catch in the end zone to complete a 45-yard pass from Roger Staubach to put the Cowboys ahead 20-3. However, the momentum swung back to the Broncos as Rick Upchurch returned the kickoff 67 yards to the Dallas 26. On the second play of the series, Norris Weese relieved Craig Morton at quarterback. Morton, who was intercepted only eight times during the regular season, had thrown a Super Bowl record four interceptions. Weese guided the Broncos to a touchdown — a one-yarder by Ron Lytle — to cut the Dallas lead to 20-10 with 5:39 left in the third quarter. Dallas clinched the victory when running back Robert Newhouse threw a 29-yard touchdown pass to Golden Richards on an option play with 7:04 remaining in the game. It was the first pass thrown by Newhouse since the 1975 regular season. The Cowboys offense amassed 325 yards while the defense limited the Broncos to 156 in a game which saw the Cowboys control the ball 38:34 to Denver's 21:26. Roger Staubach completed 17 of 25 passes for 183 yards while Harvey Martin and Randy White, who were named Co-MVPs, led the Cowboys defense which recovered four fumbles and intercepted four passes.

Dallas	10	3	7	7	—	27
Denver	0	0	10	0	—	10

Team Statistics	Dal	Den
First downs	17	11
Total net yards	325	156
Net yards rushing	143	121
Net yards passing	182	35
Total plays	71	58
Passes	19-28-0	8-25-4
Return yards	97	195
Penalty yardage	94	60

Dal—Dorsett 3 run (Herrera kick)
Dal—FG Herrera 35
Dal—FG Herrera 43
Den—FG Turner 47
Dal—Johnson 45 pass from Staubach (Herrera kick)
Den—Lytle 1 run (Turner kick)
Dal—Richards 29 pass from Newhouse (Herrera kick)
Attendance—76,400

INDIVIDUAL STATISTICS

Dallas

RUSHING—Johnson 1-(-9), Dorsett 15-66, Newhouse 14-55, P. Pearson 3-11, Staubach 3-6, White 1-13, Laidlaw 1-1. **PASSING**—Staubach 17-25-0, 183 yards; White 1-2-0, 5 yards; Newhouse 1-1-0, 29 yards. **RECEIVING**—P. Pearson 5-37, Dorsett 2-11, DuPree 4-66, Newhouse 3-(-1), Johnson 2-53, Richards 2-38, D. Pearson 1-13.

Denver

RUSHING—Keyworth 5-9, Armstrong 7-27, Lytle 10-35, Perrin 3-8, Jensen 1-16, Weese 3-26. **PASSING**—Morton 4-15-4, 39 yards; Weese 4-10-0, 22 yards. **RECEIVING**—Moses 1-21, Perrin 1-(-7), Dolbin 2-24, Odoms 2-9, Jensen 1-5, Upchurch 1-9.

1978 AFC CHAMPIONSHIP

DENVER 20, OAKLAND 17

DENVER, Colo., Jan. 1—Denver quarterback Craig Morton threw two touchdown passes to Haven Moses as the Broncos defeated the defending NFL Champion Oakland Raiders 20-17 and moved into their first Super Bowl. Morton, who was drafted and spent nine-and-a-half years with the Cowboys, would face his former Dallas teammates after completing 10 of 20 passes for 224 yards. It would be the second meeting in five weeks for these two teams—Dallas won 14-6 in the regular season finale as Morton played only the opening series due to a bruised hip. On a sunny, 18-degree day before 74,982 Denver partisans, the Raiders scored on their initial possession as Errol Mann kicked a 20-yard field goal to climax an 18-play drive. Morton hit Moses on their first scoring hookup two plays later on a 74-yard touchdown bomb, and the Broncos were on top to stay. Denver took advantage of two Oakland turnovers in the second half to win its second game in three meetings with the Raiders during the 1977 season. Defensive end Brison Manor recovered running back Clarence Davis' fumble at the Oakland 17 and running back Jon Keyworth scored from the 1-yard line to increase the margin to 14-3 in the third quarter. Oakland quarterback Ken Stabler hit tight end Dave Casper on the first of two scoring passes to narrow the lead to 14-10 with 39 seconds elapsed in the final period. But on Oakland's next possession, linebacker Bob Swenson intercepted a Stabler pass and ran to the Raiders' 14. Morton then threw 12 yards to Moses for the Broncos' final touchdown. Oakland finished the scoring on the next series as Stabler threw 17 yards to Casper for the game's last touchdown. Denver controlled the ball for the final 3:08 and gave Red Miller the AFC title in his first year as a head coach. Moses, a 10-year veteran, had five receptions for 168 yards. The Denver defense, which was No. 1 against the rush in the NFL during the regular season, held the Raiders to 94 yards on the ground.

Oakland	3	0	0	14	—	17
Denver	7	0	7	6	—	20

Oak—FG Mann 20
Den—Moses 74 pass from Morton (Turner kick)
Den—Keyworth 1 run (Turner kick)
Oak—Casper 7 pass from Stabler (Mann kick)
Den—Moses 12 pass from Morton (pass failed)
Oak—Casper 17 pass from Stabler (Mann kick)
Attendance—74,982

Team Statistics	Oak	Den
First downs	20	16
Total net yards	298	308
Net yards rushing	94	91
Net yards passing	204	217
Total plays	72	58
Passes	17-35-1	10-20-1
Return yards	152	93
Penalty yardage	6	46

INDIVIDUAL STATISTICS

Oakland

RUSHING—Davis 9-1, van Eeghen 20-71, Banaszak 7-22. **PASSING**—Stabler 17-35-1. **RECEIVING**—van Eeghen 2-8, Biletnikoff 4-38, Branch 3-59, Casper 5-71, Siani 1-12, Banaszak 1-2, Bradshaw 1-25.

Denver

RUSHING—Keyworth 8-19, Lytle 7-26, Perrin 11-42, Armstrong 7-16, Morton 2-(-4), Jensen 1-2, Moses 1-(-10). **PASSING**—Morton 10-20-1, 224 yards. **RECEIVING**—Moses 5-168, Perrin 2-20, Odoms 1-13, Keyworth 1-3, Jensen 1-20.

1977 DIVISIONAL PLAYOFF GAME

DENVER 34, PITTSBURGH 21

DENVER, Colo., Dec. 24—After ties at 7, 14, and 21, veteran Jim Turner kicked a 44-yard field goal to put Denver ahead to stay as the Broncos—in their first playoff game ever—beat the perennial AFC Central Champion Steelers. Leading 24-21, the Broncos capped their victory with two fourth-quarter interceptions by linebacker Tom Jackson, the last of which set up Craig Morton's 34-yard game-clinching touchdown pass to Jack Dolbin. Denver capitalized on a blocked punt and a fumble recovery for two scores in the first half, which ended 14-14. Morton and Steeler quarterback Terry Bradshaw traded touchdown passes in the second half before Turner's kick, Jackson's interceptions, and Morton's arm kept Pittsburgh from the AFC title game for the first time in four years. The Denver victory set up a third game between the AFC Western Champion Broncos and the AFC Wild Card Raiders, who split two regular season games.

Pittsburgh	0	14	0	7	—	21
Denver	7	7	7	13	—	34

Den—Lytle 7 run (Turner kick)
Pit—Bradshaw 1 run (Gerela kick)
Den—Armstrong 10 run (Turner kick)
Pit—Harris 1 run (Gerela kick)
Den—Odoms 30 pass from Morton (Turner kick)
Pit—Brown 1 pass from Bradshaw (Gerela kick)
Den—FG Turner 44
Den—FG Turner 25
Den—Dolbin 34 pass from Morton (Turner kick)
Attendance—75,011

Team Statistics	Pit	Den
First downs	18	15
Total net yards	304	258
Net yards rushing	127	103
Net yard passing	177	155
Total plays	76	61
Passes	19-37-3	11-23-0
Return yards	135	161
Penalty yardage	67	20

INDIVIDUAL STATISTICS

Pittsburgh

RUSHING—Harris 28-92, Bleier 7-14, Bradshaw 4-21. **PASSING**—Bradshaw 19-37-3, 177 yards. **RECEIVING**—Harris 4-20, Cunningham 3-42, Swann 1-6, Stallworth 4-80, Bleier 2-10, Brown 1-1, Maxson 3-11, Grossman 1-7.

Denver

RUSHING—Lytle 12-26, Keyworth 5-20, Jensen 4-13, Armstrong 11-44, Morton 5-0. **PASSING**—Morton 11-23-0, 164 yards. **RECEIVING**—Jensen 2-33, Odoms 5-43, Moses 2-45, Armstrong 1-9, Dolbin 1-34.

BRONCOS COACHING HISTORY

BRONCO COACHING RECORDS

Season	Coach	Record	
1960	Frank Filchock	4-9-1	
1961	Frank Filchock	3-11-0	
	Filchock's totals	7-20-1	.268
1962	Jack Faulkner	7-7-0	
1963	Jack Faulkner	2-11-1	
1964	Jack Faulkner	0-4-0	
	Faulkner's totals	9-22-1	.297
1964	Mac Speedie	2-7-1	
1965	Mac Speedie	4-10-0	
1966	Mac Speedie	0-2-0	
	Speedie's totals	6-19-1	.250
1966	Ray Malavasi	4-8-0	
	Malavasi's totals	4-8-0	.333
1967	Lou Saban	3-11-0	
1968	Lou Saban	5-9-0	
1969	Lou Saban	5-8-1	
1970	Lou Saban	5-8-1	
1971	Lou Saban	2-6-1	
	Saban's totals	20-42-3	.331
1971	Jerry Smith	2-3-0	
	Smith's totals	2-3-0	.400
1972	John Ralston	5-9-0	
1973	John Ralston	7-5-2	
1974	John Ralston	7-6-1	
1975	John Ralston	6-8-0	
1976	John Ralston	9-5-0	
	Ralston's totals	34-33-3	.507
1977	Red Miller	12-2-0	
	Playoffs	2-1-0	
1978	Red Miller	10-6-0	
	Playoffs	0-1-0	
1979	Red Miller	10-6-0	
	Playoffs	0-1-0	
1980	Red Miller	8-8-0	
	Miller's totals	40-22-0	.645
		42-25-0	.627
1981	Dan Reeves	10-6-0	
1982	Dan Reeves	2-7-0	
1983	Dan Reeves	9-7-0	
	Playoffs	0-1	
1984	Dan Reeves	13-3-0	
	Playoffs	0-1	
1985	Dan Reeves	11-5-0	
1986	Dan Reeves	11-5-0	
	Playoffs	2-1-0	
1987	Dan Reeves	10-4-1	
	Playoffs	2-1-0	
	Reeves' totals	66-37-1	.639
		70-41-1	.629

ASSISTANT COACH ROSTER

Marvin Bass 1982-1987; Marv Braden 1977-1980; Ken Carpenter 1961; Rubin Carter 1987; Jim Cason 1960; Max Coley 1972-1976; Joe Collier 1969-1987; Dick Coury 1972-1973; Kay Dalton 1974-1976, 1986; George Dickson 1964-1965; Dale Dodrill 1960-1963, 1966; Whitey Dovell 1967-1971, 1979-1980; Rod Dowhower 1980-1982; Hunter Enis 1967-1971; Jerry Frei 1972-1975, 1981-1982; Chan Gailey 1985-1987; Bob Gambold 1972-1977; Alex Gibbs 1984-1987; Mike Giddings 1976; Gary Glick 1962; I.J. Gorman, 1983-1984; Ken Gray 1977-1978; Bob Griffin 1966; John Hadl, 1983; Ed Hughes 1963; Charley Johnson 1976; Reed Johnson 1981; Stan Jones 1967-1971, 1976-1987; Charlie Lee 1981; Dick MacPherson 1967-1970; Ray Malavasi 1964-1966; Jim Martin 1962; Marv Matusak 1966; Richie McCabe 1978-1982; Bus Mertes 1965-1966; Al Miller 1985-1987; Bob Miller 1963-1965; Myrel Moore 1972-1977, 1982-1987; Nick Nicolau 1981-1987; Mike Nolan 1987; Babe Parilli 1977-1979; Fran Polsfoot 1977-1984; Dan Radakovich, 1983; Paul Roach 1977-1980; Sam Rutigliano 1967-1970; Mike Shanahan 1984-1987; Jerry Smith 1971; Mac Speedie 1962-1964; Doc Urich 1972-1976, 1984-1985; Doak Walker, 1966; Charlie West, 1983-1987; Bob Zeman 1978-1982.

ATTENDANCE MARKS

BRONCOS LARGEST CROWDS

At Home—Mile High Stadium

76,105	vs. New England (Playoffs)	Jan. 4, 1987
76,089	vs. Seattle	Oct. 26, 1986
76,082	vs. Dallas	Oct. 5, 1986
75,999	vs. Seattle	Sept. 13, 1987
75,993	vs. Cleveland (Playoffs)	Jan. 17, 1988
75,968	vs. Houston (Playoffs)	Jan. 10, 1988
75,905	vs. Washington	Dec. 13, 1986
75,804	vs. New England	Sept. 28, 1986
75,795	vs. New England	Dec. 6, 1987
75,783	vs. Chicago	Nov. 16, 1987
75,745	vs. Kansas City	Nov. 16, 1986
75,695	vs. Los Angeles Raiders	Sept. 7, 1986
75,172	vs. Detroit	Nov. 1, 1987
75,053	vs. Kansas City	Dec. 19, 1987
75,042	vs. Los Angeles Raiders	Dec. 8, 1985

On the Road

101,063	at Pasadena (Super Bowl XXI)	Jan. 25, 1987
91,020	at Los Angeles Raiders	Oct. 28, 1984
90,153	at Los Angeles Raiders	Nov. 2, 1986
81,065	at Cleveland	Oct. 5, 1980
79,915	at Cleveland (Playoffs)	Jan. 11, 1987
79,864	at Buffalo	Oct. 5, 1975
77,757	at Buffalo	Oct. 25, 1981
76,400	at New Orleans (Super Bowl XII)	Jan. 15, 1978
75,674	at Cleveland	Oct. 24, 1971
75,116	at New York Giants	Nov. 23, 1986
74,672	at Kansas City	Oct. 18, 1981
74,292	at Kansas City	Oct. 14, 1979
73,759	at New York Jets	Oct. 20, 1986
73,302	at San Diego (Super Bowl XXII)	Jan. 31, 1988
71,785	at Detroit	Nov. 23, 1978

ATTENDANCE BY SEASON

Year	Home	Road	Total
1960	91,333	115,994	207,327
1961	74,508	122,315	196,823
1962	178,485	146,442	324,927
1963	132,218	165,995	298,213
1964	118,259	166,744	285,003
1965	219,786	215,992	435,778
1966	192,198	203,799	395,997
1967	231,801	247,696	479,497
1968	281,374	278,008	559,382
1969	326,851	276,755	603,606
1970	355,739	330,184	685,923
1971	358,400	377,642	736,042
1972	361,414	412,073	773,487
1973	356,327	351,334	707,661
1974	347,322	354,367	701,689
1975	342,375	347,944	690,319
1976	436,468	349,126	785,594
1977	524,595	370,917	895,512
1978	598,085	470,756	1,068,841
1979	597,521	427,040	1,024,561
1980	593,084	473,680	1,066,764
1981	*598,224	475,360	1,073,584
1982	369,555	183,046	552,601
1983	592,493	385,022	977,515
1984	585,233	450,442	1,035,675
1985	589,500	452,847	1,042,347
1986	589,037	*531,256	*1,120,293
1987	498,715	370,586	869,301
Totals	10,540,900	9,053,362	19,594,262

*Bronco records

YEARLY LEADERS (Continued)

Year	Pct.
1969	Tensi—458
1970	Liske—471
1971	Horn—514
1972	Johnson—555
1973	Johnson—532
1974	Johnson—557
1975	Ramsey—549
1976	Ramsey—474
1977	Morton—516
1978	Weese—632
1979	Morton—551
1980	Morton—608
1981	Morton—598
1982	DeBerg—587
1983	DeBerg—553
1984	Kubiak—587
1985	Elway—540
1986	Kubiak—605
1987	Karcher—549

Year	TD
1969	Tensi—14
1970	Liske—7
1971	Ramsey—5
1972	Johnson—14
1973	Johnson—20
1974	Johnson—13
1975	Ramsey—9
1976	Ramsey—11
1977	Morton—14
1978	Morton—11
1979	Morton—16
1980	Morton—12
1981	Morton—21
1982	DeBerg—7
1983	DeBerg—9
1984	Elway—18
1985	Elway—22
1986	Elway—19
1987	Elway—19

Year	Int.
1969	Tensi—12
1970	Liske—11
1971	Horn—14
1972	Johnson—14
1973	Johnson—17
1974	Johnson—9
1975	Ramsey—14
1976	Ramsey—13
1977	Morton—8
1978	Morton—8
1979	Morton—19
1980	Morton—13
1981	Morton—14
1982	DeBerg—11
1983	Elway—14
1984	Elway—15
1985	Elway—23
1986	Elway—13
1987	Elway—12

Receiving

Year	No.	Yards	Average	TD
1960	Taylor—92	Taylor—1235	Carmichael—19.3	Taylor—12
1961	Taylor—100	Taylor—1176	Frazier—17.0	Frazier—6
1962	Taylor—77	Taylor—908	Scarpitto—19.0	Scarpitto—6
1963	Taylor—78	Taylor—1101	Groman—16.2	Taylor—10
1964	Taylor—76	Taylor—873	Dixon—15.4	Taylor—7
1965	Taylor—85	Taylor—1131	Scarpitto—18.3	Taylor—6
1966	Haynes—46	Denson—725	Denson—20.1	Scarpitto—4
1967	Denson—46	Denson—899	Denson—19.5	Denson—11
1968	Crabtree—46	Crabtree—601	Denson—17.2	Crabtree—5
1969	Crabtree—35	Crabtree—601	Denson—17.2	Denson—5
1969	Denson—53	Denson—809	Embree—16.2	Denson—10
1970	Denson—47	Denson—646	Whalen—14.0	Whalen—3
1971	Anderson—37	Simmons—403	Simmons—16.1	Harrison—2
1972	Sherman—38	Sherman—661	Sherman—17.4	Moses—5
1973	Odoms—43	Odoms—629	Moses—18.5	Moses—8
1974	Odoms—42	Odoms—639	Moses—16.4	Odoms—6
1975	Keyworth—42	Odoms—544	Moses—17.4	Dolbin—3
1976	Armstrong—39	Moses—498	Moses—19.9	Odoms—3
1977	Odoms—37	Moses—539	Moses—20.0	Moses—7
1978	Odoms—54	Odoms—829	Moses—20.1	Moses—4
1979	Upchurch—64	Moses—943	Moses—17.5	Odoms—6
1980	Jensen—49	Moses—674	Moses—17.7	Upchurch—7
1981	Watson—60	Watson—1244	Watson—20.7	Odoms—6
1982	Parros—37	Watson—555	Upchurch—15.7	Watson—13
1983	Watson—59	Watson—1133	Watson—19.2	Upchurch—3
1984	Watson—69	Watson—1170	Watson—17.0	Watson—5
1985	Watson—61	Watson—915	B. Johnson—20.0	Watson—5
1986	Willhite—64	Jackson—738	Jackson—19.4	Winder—5
1987	V. Johnson—42	V. Johnson—684	Nattiel—20.3	V. Johnson—7

Interceptions

Year	No.	Ret. Yards
1960	Gonsoulin—11	Gonsoulin—98
1961	Nugent—7	McNamara—85
1962	Gonsoulin—7	Zeman—133
1963	Gonsoulin—6	Gonsoulin—64
1964	Brown—9	Brown—140
1965	Gonsoulin—6	Wilson—118
1966	Brown—3	Brown—37
1967	Sellers—3	Wilson—153
1968	Sellers—7	Jaquess—64
1969	Jaquess—5	Thompson—92
1970	Thompson—3	Martha—99
1971	Martha—6	Thompson—83
1972	Thompson—5	Thompson—83
1973	Mitchell—3	Preece—30
1974	Jones—4	Thompson—96
1975	Jones—5	Thompson—105
1976	Thompson—5	Thompson—97
1977	Gradishar—3	Jackson—136
1978	Jackson—7	Wright—128
1979	Thompson—5	B. Jackson—128
1980	B. Jackson—6	Thompson—57
1981	Foley—6	Foley—115
1982	Foley—4	Foley—81
1983	Foley—5	Smith—29
1984	Kyle—3	Harden—127
1985	Wright—6	Mecklenburg—105
1986	Foley—6	Harden—100
1987	Harden—6	Harden—179
	Harden—5	Clark—105
	L. Wright—5	
	Harden—6	
	Harden—4	

YEARLY LEADERS (Continued)

Punt Returns

Year	No.	Yards	Average
1960	Carmichael—15	Carmichael—101	Carmichael—6.7
1961	Frazier—18	Frazier—231	Frazier—12.8
1962	Mingo—7	Zeman—59	Zeman—11.8
1963	Mitchell—12	Mitchell—141	Mingo—12.1
1964	Barry—16	Barry—149	Mitchell—12.0
1965	Barry—21	Barry—210	Barry—10.0
1966	Morton—8	Haynes—119	Haynes—11.9
1967	Morton—19	Little—270	Little—16.9
1968	Morton—13	Little—24	Little—10.9
1969	Morton—14	Little—261	Little—10.9
1970	DeBerg—11	Thompson—288	Thompson—11.5
1971	Elway—14	Thompson—233	Thompson—10.1
1972	Elway—15	Thompson—274	Thompson—9.4
1973	Sherman—10	Sherman—89	Sherman—8.9
1974	Thompson—30	Thompson—366	Thompson—13.2
1975	Thompson—26	Thompson—350	Thompson—13.5
1976	Upchurch—27	Upchurch—312	Thompson—12.2
1977	Upchurch—39	Upchurch—536	Upchurch—13.7
1978	Upchurch—51	Upchurch—653	Upchurch—12.8
1979	Upchurch—36	Upchurch—493	Upchurch—13.7
1980	Upchurch—30	Upchurch—304	Upchurch—10.1
1981	Upchurch—37	Upchurch—353	Upchurch—9.5
1982	Manning—41	Manning—378	Manning—9.2
1983	Upchurch—15	Upchurch—242	Upchurch—16.1
1984	Thomas—33	Thomas—368	Thomas—11.2
1985	Willhite—20	Willhite—200	Willhite—10.0
1986	Thomas—20	Willhite—200	Willhite—10.4
1987	V. Johnson—30	V. Johnson—260	Willhite—11.1
	Willhite—42	Willhite—468	Willhite—11.1
	Clark—18	Clark—233	Swanson—14.7

Kickoff Returns

Year	No.	Yards	Average
1960	Carmichael—22	Carmichael—581	Carmichael—26.4
1961	Frazier—18	Frazier—504	Frazier—28.0
1962	Frazier—19	Frazier—388	Frazier—20.4
1963	Mitchell—37	Mitchell—954	Mitchell—25.7
1964	Barry—47	Barry—1245	Barry—26.5
1965	Haynes—34	Haynes—901	Haynes—26.5
1966	Sellers—19	Sellers—540	Sellers—28.4
1967	Little—35	Little—942	Little—26.9
1968	Little—26	Little—649	Little—25.0
1969	Williams—23	Williams—574	Thompson—28.5
1970	Anderson—21	Anderson—520	Anderson—24.8
1971	Anderson—8	Little—199	Little—28.3
1972	Montgomery—29	Montgomery—756	Montgomery—26.1
1973	Armstrong—20	Armstrong—472	Armstrong—23.6
1974	Armstrong—16	Armstrong—386	Armstrong—24.1
1975	Upchurch—40	Upchurch—1084	Upchurch—27.1
1976	Upchurch—22	Upchurch—514	Perrin—27.9
1977	Upchurch—20	Upchurch—456	Upchurch—22.8
1978	Perrin—12	Perrin—256	Upchurch—27.8
1979	Pane—18	Pane—354	Pane—19.7
1980	Brunson—40	Brunson—923	Brunson—23.1
1981	Manning—26	Manning—514	Manning—19.8
1982	Willhite—17	Manning—346	Manning—23.1
1983	Thomas—24	Thomas—573	Thomas—20.5
1984	Lang—19	Lang—404	Lang—21.3
1985	V. Johnson—30	V. Johnson—740	V. Johnson—24.7
1986	Bell—23	Bell—531	Bell—23.1
1987	Bell—15	Bell—323	Swanson—26.0

Scoring

Year	TD	FG	Points
1960	Taylor—12	Mingo 18-28, .643	Mingo—123
1961	Frazier—8	Hill 5-15, .333	Frazier—50
1962	Stone—8		
1963	Scarpitto—6	Mingo 27-39, .692	Mingo—137
1964	Taylor—10	Mingo 16-30, .533	Mingo—83
1965	Taylor—7	Mingo 8-12, .667	Taylor—42
	Hayes—7	Kroner 13-29, .448	Kroner—71
	Gilchrist—7		
1966	Scarpitto—5	Kroner 14-25, .560	Kroner—62
1967	Denson—11	Humphreys 7-15, .467	Denson—66
1968	Crabtree—5	Howfield 9-18, .500	Howfield—57
	Little—5		
	Denson—5		
1969	Denson—10	Howfield 13-29, .448	Howfield—75
1970	Crenshaw—6	Howfield 18-32, .563	Howfield—81
1971	Little—6	Turner 25-38, .658	Turner—93
1972	Little—13	Turner 20-29, .690	Turner—97

YEARLY LEADERS (Continued)

	TD	FG	Points
1973	Little—13	Turner 22-33, .667	Turner—106
1974	Armstrong—12	Turner 11-21, .524	Armstrong—72
1975	*5 players—4	Turner 21-29, .724	Turner—86
1976	Moses—7	Turner 15-21, .714	Turner—81
1977	**5 players—4	Turner 13-19, .684	Turner—76
1978	Odoms—6	Turner 11-22, .500	Turner—64
1979	Upchurch—7	Turner 13-21, .619	Turner—71
1980	Odoms—6	Steinfort 26-34, .765	Steinfort—110
1981	Watson—13	Steinfort 17-30, .567	Steinfort—87
1982	Upchurch—5	Karlis 11-13, .846	Karlis—48
1983	Watson—5	Karlis 11-25, .840	Karlis—96
1984	Watson—7	Karlis 21-28, .750	Karlis—101
1985	Winder—8	Karlis 23-38, .605	Karlis—110
1986	Winder—14	Karlis 20-28, .715	Karlis—104
1987	V.Johnson—7	Karlis 18-25, .720	Karlis—91
	Winder—7		

*Keyworth, Dolbin, Little, Lynch, Odoms.

**Armstrong, Moses, Morton, Perrin, Upchurch.

BRONCOS RECORDS

SERVICE

Years played	14 — Tom Jackson, 1973-86
	13 — Barney Chavous, 1973-85
	13 — Paul Howard, 1973-75, 1977-86
	13 — Bill Thompson, 1968-81
	12 — Rubin Carter, 1975-86
	12 — Riley Odoms, 1972-83
	12 — Louis Wright, 1975-86
Games played (career)	191 — Tom Jackson, 1973-86
	187 — Paul Howard, 1973-75, 1977-86
	182 — Barney Chavous, 1973-85
	179 — Bill Thompson, 1968-81
	166 — Rubin Carter, 1975-86
	166 — Louis Wright, 1975-86
Games started (career)	178 — Bill Thompson, 1968-81
	177 — Barney Chavous, 1973-85
	177 — Tom Jackson, 1973-86
	163 — Louis Wright, 1975-86
	151 — Rubin Carter, 1975-86

TOTAL OFFENSE

	Game	Season	Career
Plays	56—Tripucka	656—Elway, 1985	2,411—Elway, 1983-87
	at Buffalo 9/15/62	556—Elway, 1986	1,693—Morton, 1977-82
	56—Slaughter	515—Tripucka, 1960	1,650—Little, 1967-75
	at Houston 12/20/64		1,283—Tripucka, 1960-63
	55—Elway		
	at NY Giants 11/23/86		
	55—Tripucka		
	vs. Houston 11/6/60		
	55—Liske		
	at Buffalo 9/28/69		
Yards gained	447—Tripucka	4,144—Elway, 1985	16,032—Elway, 1983-87
	at Buffalo 9/15/62	3,742—Elway, 1986	12,137—Morton, 1977-82
	445—Johnson	3,502—Elway, 1987	7,651—Tripucka, 1960-63
	vs. Kansas City 11/24/74	3,213—Morton, 1981	7,255—Johnson, 1972-75
	432—Elway		
at Seattle, 12/20/85			
Ave. gain per play	(Min. of 10 plays)	(Min. of 125 plays)	(Min. of 200 plays)
	15.70—Morton vs. San Diego 9/27/81	8.37—Morton, 1981	7.30—Johnson, 1972-75
	14.20—Morton vs. Detroit 10/11/81	7.93—Johnson, 1974	7.17—Morton, 1977-82
	13.58—Johnson vs. Kansas City 9/21/75	7.53—Breau, 1963	7.16—Briscoe, 1968

RUSHING

	Game	Season	Career
Yards gained	183—Armstrong	1,407—Armstrong, 1974	6,323—Little, 1967-75
	vs. Houston 12/8/74	1,153—Winder, 1984	4,453—Armstrong, 1973-80
	166—Little	1,133—Little, 1971	4,414—Winder, 1982-87
	at Cincinnati 10/19/69	1,008—Armstrong, 1976	2,653—Keyworth, 1974-80
	165—Winder		
	at Houston 10/9/83		
Carries	34—Winder	296—Winder, 1984	1,641—Little, 1967-75
	at L.A. Raiders 10/28/84	284—Little, 1971	1,192—Winder, 1982-87
	32—Gilchrist	263—Armstrong, 1974	1,023—Armstrong, 1973-80
	at Boston 9/24/65	256—Little, 1973	
	31—Armstrong		
	vs. Houston 12/8/74		
	30—Dawkins		
	at N.Y. Jets 10/28/73		
30—Little			
at Boston 11/3/68			
Ave. per carry	(Min. of 8 carries)	(Min. of 100 carries)	(Min. of 100 carries)
	11.00—Rolle	5.35—Armstrong, 1974	4.73—Elway, 1983-87
	vs. Oakland 10/2/60	4.99—Little, 1969	4.49—Willhite, 1982-87
	10.38—Joe	4.71—Jensen, 1980	4.39—Dawkins, 1971-73
	at Boston 10/18/63	4.62—Keyworth, 1974	
10.33—Dawkins	4.62—Canada, 1978		
at Kansas City 10/7/73			



RUSHING RECORDS (Continued)

Game	Season	Career
TDs		
3—Armstrong vs. Houston 12/8/74	12—Little, 1973	43—Little, 1967-75
3—Keyworth vs. Kansas City 11/18/74	10—Keyworth, 1974	39—Winder, 1982-87
3—Little vs. Cincinnati 9/16/73	9—Winder, 1986	25—Armstrong, 1973-80
	9—Little, 1972	
	9—Armstrong, 1974	

Other Rushing Records

Longest scoring run—82, Mingo vs. Oakland, 10/5/62
80, Little at San Francisco, 10/25/70
72, Dawkins at Kansas City, 10/7/73

Longest non-scoring run—68, Bell vs. Los Angeles, 10/16/60
63, Krieg vs. San Diego, 12/10/72
62, Perrin vs. Baltimore, 11/27/77

Top Ten Season Marks

	Attempts	Yards	Average	TDs
Otis Armstrong—1974	263	1407	5.3	9
Sammy Winder—1984	296	1153	3.9	4
Floyd Little—1971	284	1133	4.0	6
Otis Armstrong—1976	247	1008	4.1	5
Floyd Little—1973	256	979	3.8	12
Cookie Gilchrist—1965	252	954	3.8	6
Floyd Little—1970	209	901	4.3	3
Floyd Little—1972	216	859	4.0	9
Sammy Winder—1986	240	789	3.3	9
Sammy Winder—1983	196	757	3.9	3

Top Career Marks

	Attempts	Yards	Average	TDs
Floyd Little—1967-75	1641	6323	3.9	43
Otis Armstrong—1973-80	1023	4453	4.3	25
Sammy Winder—1982-87	1192	4414	3.7	39
Jon Keyworth—1973-80	699	2653	3.8	22
Dave Preston—1978-83	479	1793	3.7	10
Gerald Willhite—1982-87	367	1649	4.5	15
Rob Lytle—1977-83	376	1451	3.9	12
Rick Parros—1981-84	329	1330	4.0	6
Bobby Anderson—1970-73	313	1281	4.1	9
Donnie Stone—1961-64	329	1273	3.9	10

PASSING

	Game	Season	Career
Yards gained			
447—Tripucka at Buffalo 9/15/62	3,891—Elway, 1985	14,835—Elway, 1983-87	
445—Johnson vs. Kansas City 11/18/74	3,485—Elway, 1986	11,895—Morton, 1977-82	
432—Elway at Seattle 12/20/85	3,198—Elway, 1987	7,676—Tripucka, 1960-63	
	3,195—Morton, 1981	7,238—Johnson, 1972-75	
Completions			
34—Slaughter at Houston 12/20/64	327—Elway, 1985	1,168—Elway, 1983-87	
30—Elway at Green Bay 9/20/87	280—Elway, 1986	907—Morton, 1977-82	
30—Tripucka vs. Houston 11/6/60	248—Tripucka, 1960	662—Tripucka, 1960-63	
Attempts			
56—Tripucka at Buffalo 9/15/62	605—Elway, 1985	2,158—Elway, 1983-87	
53—Slaughter at Houston 12/20/64	504—Elway, 1986	1,594—Morton, 1977-82	
52—Tripucka vs. Houston 11/6/60	478—Tripucka, 1960	1,277—Tripucka, 1960-63	
52—Tripucka at Houston 11/20/60		970—Johnson, 1972-75	
Pct.	(Min. of 10 attempts)	(Min. of 100 attempts)	(Min. of 100 attempts)
.944—Morton vs. San Diego 9/27/81	.632—Weese, 1978	.575—DeBerg, 1981-82	
.916—Elway at LA Raiders, 11/2/86	.608—Morton, 1980	.571—Kubiak, 1983-87	
.864—Morton vs. K.C. 12/10/78	.598—Morton, 1981	.570—Weese, 1976-79	

PASSING RECORDS (Continued)

Game	Season	Career	
TDs			
5—Elway vs. Minnesota 11/18/84	24—Tripucka, 1960	85—Elway, 1983-87	
5—Tripucka vs. Buffalo 10/28/62	22—Elway, 1985	74—Morton, 1977-81	
4—Eight times	21—Morton, 1981	52—Johnson, 1972-75	
	20—Johnson, 1973	51—Tripucka, 1960-63	
Interceptions			
6—Horn at Green Bay 9/26/71	34—Tripucka, 1960	85—Tripucka, 1960-63	
6—Herring at Houston 11/26/61	25—Tripucka, 1962	76—Elway, 1983-87	
5—8 times	23—Elway, 1985	62—Morton, 1977-82	
Intercept. avoidance			
.000—by many	.013—Kubiak, 1984	.035—Elway, 1983-87	
	.026—Elway, 1986	.039—Morton, 1977-82	
	.029—Elway, 1987	.043—Breau, 1963	
Ave. per completion	(Min. of 12 attempts)	(Min. of 50 attempts)	(Min. of 100 attempts)
33.64—Lee at Oakland 12/5/65	17.93—Hufnagel, 1975	17.09—Briscoe, 1968	17.09—Briscoe, 1968
27.92—Briscoe vs. Buffalo 11/24/68	17.09—Briscoe, 1968	15.98—Shaw, 1962	15.98—Shaw, 1962
27.42—Johnson vs. Kansas City 9/21/75	16.15—Ramsey, 1972	15.09—Tensi, 1967-70	15.09—Tensi, 1967-70

Ave. per attempt	Game	Season	Career
17.1—Morton vs. San Diego 9/27/81	8.65—Lee, 1965	7.52—Weese, 1976-79	
16.45—Johnson vs. Kansas City 9/21/75	8.50—Morton, 1981	7.46—Johnson, 1972-75	
15.7—Morton vs. Detroit 10/11/81	8.31—Weese, 1978	7.46—Morton, 1977-82	
13.41—Weese vs. Pittsburgh 12/16/78			

Other Passing Records

Most Consecutive Games with TD Pass—

13—Elway (Last 7 games of 1985 and first 6 games of 1986).
10—Johnson, 1973-74 (Last 8 games of 1973 and first 2 games of 1974).
9—Elway, 1987 (6th through 14th games).
9—Morton, 1977 (5th through 13th games).
9—Tripucka, 1962 (Span of 10 games, did not play one game).

Most Consecutive Completions—

18—DeBerg at Los Angeles Rams (17), 12/12/82 and vs. Kansas City (1), 12/19/82
16—Morton vs. Kansas City, 12/10/78
11—Elway at Los Angeles Raiders, 11/2/86
11—Elway vs. Kansas City (8), 12/14/85 and at Seattle (3), 12/20/85
11—Morton vs. San Diego, 9/27/81
11—Tensi at San Diego, 11/23/69
10—Tripucka vs. Dallas, 10/8/61

Longest Scoring Pass—

97—Shaw to Tarr at Boston, 9/21/62
96—Tripucka to Frazier at Buffalo, 9/15/62
95—Morton to Watson vs. San Diego, 9/27/81
93—Morton to Watson vs. Detroit, 10/11/81

Longest Non-Scoring Pass—

86—Morton to Watson vs. Kansas City, 12/6/81
74—Liske to Van Heusen at New Orleans, 11/22/70
74—Horn to Little vs. Oakland, 10/10/71
73—Elway to Watson at Seattle, 12/15/84
72—Johnson to Little vs. San Diego, 10/29/74

PASSING RECORDS (Continued)

Top Ten Season Marks

	Att.	Comp.	Int.	Yds.	TD	Pct.
Elway—1985	605	327	23	3891	22	.540
Elway—1986	504	280	13	3485	19	.556
Elway—1987	410	224	12	3198	19	.546
Morton—1981	376	225	14	3195	21	.598
Tripucka—1960	478	248	34	3038	24	.519
Tripucka—1962	440	240	25	2902	17	.545
Morton—1979	370	204	19	2626	16	.551
Elway—1984	380	214	15	2598	18	.563
Johnson—1973	346	184	17	2465	20	.532
Morton—1980	301	183	13	2150	12	.608
Tensi—1969	286	131	12	1990	14	.458

Top Ten Career Marks

	Att.	Comp.	Int.	Yds.	TD	Pct.
Elway—1983-87	2158	1168	76	14835	85	.541
Morton—1977-82	1594	907	62	11895	74	.569
Tripucka—1960-63	1277	662	85	7676	51	.518
Johnson—1972-75	970	517	52	7238	52	.533
Ramsey—1971-76	919	456	58	6437	35	.496
Tensi—1967-70	810	348	45	5153	38	.430
DeBerg—1981-83	546	314	26	3819	22	.575
Slaughter—1963-66	584	291	37	3607	22	.498
McCormick—1963-68	537	207	33	2791	17	.385
Lee—1964-65	345	177	23	2303	16	.513
Liske—1969-70	353	173	22	2185	16	.490

Career Touchdown Passes—Elway 85, Morton 74, Johnson 52, Tripucka 51, Tensi 38, Ramsey 35, DeBerg 26, Slaughter 22, McCormick 17, Lee 16, Liske 16, Briscoe 14, Kubiak 7, Breaux 7, Weese 7, Herring 5, Karcher 5, Penrose 5, Shaw 4, Choboain 4, Horn 3, Robinson 2, LeClair 2, Mingo 2, Glacken 1, Hufnagel 1, Pastrana 1, Stone 1, Little 1, Anderson 1, Keyworth 1, Norman 1, Sewell 1.

RECEIVING

	Game	Season	Career
Receptions	13—Anderson vs. Chicago 9/30/73	100—Taylor, 1961 92—Taylor, 1960 85—Taylor, 1965	543—Taylor, 1960-66 396—Odoms, 1972-83 353—Watson, 1979-87 302—Moses, 1972-81
	13—Taylor vs. Oakland 11/29/64		
	12—Taylor at Boston 9/21/62		
Yards	199—Taylor vs. Buffalo 11/27/60	1,244—Watson, 1981 1,235—Taylor, 1960 1,178—Taylor, 1961	6,872—Taylor, 1960-66 6,112—Watson, 1979-87 5,755—Odoms, 1972-83 5,450—Moses, 1972-81
	183—Watson at Los Angeles Rams 12/12/82		
	182—Watson vs. Detroit 10/11/81		
TDs	3—Watson vs. Baltimore 9/20/81	13—Watson, 1981 12—Taylor, 1960 11—Denson, 1967	44—Taylor, 1960-66 44—Moses, 1972-81 41—Odoms, 1972-83 36—Watson, 1979-87
	3—Moses at Houston 10/4/73		
	3—Scarpitto at Buffalo 12/18/66		
	3—Taylor vs. Buffalo 11/27/60		
Ave. per catch	(Min. of 4 Catches) 41.25—Little at Buffalo	(Min. of 20 Catches) 22.05—Scarpitto, 1963 20.73—Watson, 1981	(Min. of 50 Catches) 20.54—Van Heusen, 1968-76 18.34—M. Jackson, 1986-87 18.05—Moses, 1972-81
	38.00—Tarr at Boston 9/12/62	20.32—Nattiel, 1987	
	36.4—Watson vs. Detroit 10/11/81	20.14—Denson, 1966	

RECEIVING RECORDS (Continued)

Other Receiving Records

Most Consecutive Games with TD Reception—

6—Taylor, 1960-61 (Last 4 games of 1960, first 2 games of 1961)
6—V. Johnson, 1987
6—Denson, 1969
5—Watson, 1981
4—Scarpitto, 1963
4—Denson, 1967
4—Odoms, 1973
4—Upchurch, 1979

Most Consecutive Games with Reception—

62—Taylor, 1960-64
49—Watson, 1983-86
41—Odoms, 1976-79
33—Odoms, 1973-76
29—Preston, 1980-82
28—Watson, 1980-82
21—Little, 1973-74
19—Taylor, 1964-65
19—Denson, 1968-69
18—Prebola, 1961-62

Top Season Marks

	No.	Yards	TD	Ave.
Taylor—1961	100	1176	4	11.8
Taylor—1960	92	1235	12	13.4
Taylor—1965	85	1131	6	13.3
Taylor—1963	78	1101	10	14.1
Taylor—1962	77	908	4	11.7
Taylor—1964	76	873	7	11.5
Watson—1984	69	1170	7	17.0
Willhite—1986	64	529	3	8.3
Upchurch—1979	64	937	7	14.6
Watson—1985	61	915	5	15.0

Top Career Marks

	No.	Yards	TD	Ave.
Taylor—1960-66	543	6872	44	12.7
Odoms—1972-83	396	5755	41	14.5
Watson—1979-87	353	6112	36	17.3
Moses—1972-81	302	5450	44	18.0
Denson—1964-70	250	4150	32	16.6
Upchurch—1975-82	227	3730	22	16.4
Little—1967-75	215	2418	9	11.2
Willhite—1982-87	175	1529	5	8.7
Preston—1978-83	161	1423	3	8.8
Scarpitto—1962-67	145	2439	24	16.8

PUNTING

	Game	Season	Career
No.	12—Prestridge at Buffalo 10/25/81	105—Scarpitto, 1967 96—Norman, 1984 96—Dilts, 1978 92—Norman, 1985	574—Van Heusen, 1968-76 377—Prestridge, 1979-83 248—Scarpitto, 1965-67
	12—Scarpitto at Oakland 9/10/67		
	12—Van Heusen vs. Cincinnati 10/6/68		
Ave.	(Min. of 4 punts) 56.6—Norman vs. Seattle 11/25/84	(Min. of 50 punts) 46.1—Fraser, 1963 45.8—Scarpitto, 1966 45.1—Van Heusen, 1973	(Min. of 50 punts) 45.2—Fraser, 1962-64 44.4—Scarpitto, 1965-67 41.8—Prestridge, 1979-82
	53.8—Scarpitto vs. San Diego 10/22/67		
	53.5—Fraser vs. New York 11/17/63		

Other Punting Records

Longest punt —83—Norman vs. Kansas City, 9/23/84
78—Van Heusen vs. Dallas, 12/2/73
75—Fraser at Oakland, 10/14/62
75—Fraser vs. Boston, 11/11/62
73—Dilts vs. New York Jets, 11/5/78
73—Scarpitto vs. Boston, 9/3/67

INDIVIDUAL RECORDS (Continued)

INTERCEPTIONS

No.	Game	Season	Career
	4—Brown vs. New York 11/15/64	11—Gonsoulin, 1960 9—Brown, 1964 7—Five players	44—Foley, 1976-86 43—Gonsoulin, 1960-66 40—Thompson, 1969-81
	4—Gonsoulin at Buffalo 9/18/60		
	3—Six times		
Return yards	93—Gradishar at Cleveland, 10/5/80	179—Harden, 1986 153—Wilson, 1967 140—Brown, 1964	784—Thompson, 1969-81 662—Foley, 1976-86 607—Harden, 1980-87
	91—Brown vs. New York 11/15/64		
	73—T. Jackson vs. Baltimore 11/27/77		

Other Interception Records

Best interception return average, career (10 or more interceptions)—

20.9, Harden, 1980-87
19.6, Thompson, 1969-81
17.8, T. Jackson, 1973-86

Longest scoring interception return—

93, Gradishar at Cleveland, 10/5/80
73, T. Jackson vs. Baltimore, 11/27/77
70, Wilson vs. Kansas City, 12/17/67

Longest non-scoring interception return—

70, Moore at Boston 11/20/64
65, Alliston at Buffalo 9/18/60
65, Foley-Gradishar-Wright, vs. New York Giants, 11/14/76 (Foley intercepted and returned 23, lateral to Gradishar for 10, lateral to Wright for 32).
65, D. Smith at Chicago 12/20/81

QUARTERBACK SACKS

(Compiled since 1968)

No.	Game	Season	Career
	4—Mecklenburg, vs. New Orleans 9/15/85	13.5—Jones, 1986 13—Mecklenburg, 1985 12—P. Smith, 1974	72—Chavous, 1973-85 68.5—R. Jones, 1980-87 66.5—P. Smith, 1968-78
	4—Mecklenburg, at Pittsburgh, 12/1/85	12—Alzado, 1972 12—P. Smith, 1971 12—Costa, 1969	46—Alzado, 1971-78 44—T. Jackson, 1973-86

PUNT RETURNS

No.	Game	Season	Career
	8—Upchurch at Baltimore 10/22/78	51—Upchurch, 1977 42—Willhite, 1986 41—Manning, 1981	248—Upchurch, 1975-83 157—Thompson, 1969-81 86—Willhite, 1982-87
	7—Willhite vs. New England 9/28/86		
	7—Thompson at Kansas City 10/6/74		
	7—Upchurch vs. San Diego 11/30/75		
Return yards	167—Upchurch vs. Pittsburgh 11/6/77	653—Upchurch, 1977 536—Upchurch, 1976 493—Upchurch, 1978	3008—Upchurch, 1975-83 1814—Thompson, 1969-81 920—Willhite, 1982-87
	144—Clark vs. San Diego 12/27/87		
	125—Upchurch vs. Cleveland 9/26/76		
Average		(10 or more returns) 16.88—Little, 1967 16.13—Upchurch, 1982 13.74—Upchurch, 1976 13.69—Upchurch, 1978	(15 or more returns) 12.13—Upchurch, 1975-83 11.89—Mingo, 1960-64 11.55—Thompson, 1969-81

INDIVIDUAL RECORDS (Continued)

Other Punt Returns

Longest scoring punt return—

92, Upchurch vs. San Diego 10/3/76
87, Upchurch vs. Pittsburgh 11/6/77
78, Upchurch vs. Kansas City 12/19/82
76, Mingo at Boston 9/9/60

Longest non-scoring punt return—

60, Thompson at Baltimore 11/10/74
59, Thompson vs. New England 12/17/72
54, Mitchell at Buffalo 9/20/64

KICKOFF RETURNS

No.	Game	Season	Career
	7—Barry at Kansas City 11/1/64	47—Barry, 1964 40—Brunson, 1980 40—Upchurch, 1975 37—Mitchell, 1963	104—Little, 1967-75 95—Upchurch, 1975-83 73—Barry, 1964-65
	6—V. Johnson vs. Miami 9/29/85		
	6—R. Montgomery at San Diego 9/24/72		
	6—Upchurch vs. Cleveland 10/19/75		
Return yards	201—R. Montgomery at San Diego 9/24/72	1245—Barry, 1964 1084—Upchurch, 1975 954—Mitchell, 1963	2523—Little, 1967-75 2355—Upchurch, 1975-83 1856—Barry, 1964-65
	197—Upchurch vs. Cleveland 10/19/75		
	185—Little at Miami 9/17/67		
Average		(14 or more returns) 28.50—Thompson, 1969 28.47—Sellers, 1966 28.00—Frazier, 1961	(40 or more returns) 26.28—Haynes, 1965-66 25.42—Barry, 1964-65 25.13—Thompson, 1969-81 24.79—Upchurch, 1975-83

Other Kickoff Return Records

Longest scoring kickoff return—

100, Sellers vs. Houston 10/2/66
100, Wilson at Kansas City 10/8/66
94, Montgomery at San Diego 9/24/72

Longest non-scoring kickoff return—

89, Little vs. Oakland 11/10/68
88, Montgomery at Oakland 10/22/72
77, Scott vs. Kansas City 10/23/66

SCORING

TDs	Game	Season	Career
	3—11 times	14—Winder, 1986 13—Little, 1972 13—Little, 1973 13—Watson, 1981	54—Little, 1967-75 47—Winder, 1982-87 45—Moses, 1972-81 44—Taylor, 1960-66 44—Odoms, 1972-83
FG	5—Karlis vs. Seattle 11/20/83	27—Mingo, 1962 26—Steinfort, 1980 25—Turner, 1971	151—Turner, 1971-79 114—Karlis, 1982-87 72—Mingo, 1960-64
	5—Mingo vs. San Diego 10/6/63		
	4—11 times (Turner 3, Mingo 3, Steinfort 2, Karlis, Howfield, Kroner)		
FG Pct.	1,000-many times	846—Karlis, 1982, (11 of 13) 840—Karlis, 1983, (21 of 25) 765—Steinfort, 1980, (26 of 34)	.726—Karlis, 1982-87 .672—Steinfort, 1979-81 .648—Turner, 1971-79

SCORING RECORDS (Continued)

PAT	Game	Season	Career
	6—Turner vs. New England 12/17/72	44—Karlis, 1986	283—Turner, 1971-79
	6—Turner at Houston 10/14/73	41—Karlis, 1985	208—Karlis, 1982-87
	6—Turner vs. Tampa Bay 11/7/76	40—Turner, 1973	120—Mingo, 1960-64
	6—Turner vs. New England 11/11/79	38—Karlis, 1984	93—Howfield, 1968-70
	6—Steinfert vs. San Diego 9/27/81	37—Turner, 1972	
	6—Karlis vs. Minnesota 11/18/84	37—Karlis, 1987	
		36—Howfield, 1969	
		36—Turner, 1976	
		36—Steinfert, 1981	

PAT Pct.	1,000-many times	1,000-9 times (Turner 3, Kroner 2, Mingo, Howfield, Hill, Karlis)	.983—Kroner, 1965-67 .979—Howfield, 1968-70 .971—Steinfert, 1979-81
----------	------------------	---	---

Points	21—Mingo at Los Angeles 10/10/60	137—Mingo, 1962	742—Turner, 1971-79
	20—Scarpitto at Buffalo 12/18/66	123—Mingo, 1960	550—Karlis, 1982-87
	20—Mingo vs. San Diego 10/6/63	110—Steinfert, 1980	408—Mingo, 1960-64
		106—Turner, 1973	324—Little, 1967-75

*Taylor vs. Buffalo, 11/27/60; Stone at San Diego, 11/4/62; Scarpitto at Buffalo, 12/18/66; Little vs. Minnesota, 10/15/72; Little vs. Cincinnati, 9/16/73; Moses at Houston, 10/14/73; Keyworth vs. Kansas City, 11/18/74; Armstrong vs. Houston, 12/8/74; Watson vs. Baltimore, 9/20/81; Willhite vs. Dallas, 10/5/86; Willhite vs. Kansas City, 11/16/86.

Other Scoring Records

Most consecutive games scoring—

- 57—Karlis, 1984-87
- 55—Turner, 1971-74
- 47—Turner, 1975-78
- 36—Mingo, 1960-64

Longest field goal—

- 57—Steinfert, vs. Washington 10/13/80
- 55—Steinfert, at Seattle, 12/21/80
- 55—Steinfert, vs. Dallas, 9/14/80
- 53—5 times

Most consecutive games scoring by a non-kicker—

- 6—Taylor, 1960-61 (Last 4 games of 1960 and first 2 games of 1961)
- 6—Denson, 1969
- 6—Little, 1972
- 6—V. Johnson, 1987

Most consecutive games scoring by rushing—

- 5—Winder, 1985
- 4—Little, 1969
- 4—Keyworth, 1974
- 3—Hayes, 1965
- 3—Armstrong, 1974

Most consecutive games scoring by reception—

- 6—Taylor, 1960-61 (Last 4 games of 1960 and first 2 games of 1961)
- 6—Denson, 1969
- 6—V. Johnson, 1987
- 5—Watson, 1981
- 4—Scarpitto, 1963
- 4—Denson, 1967
- 4—Odoms, 1973
- 4—Upchurch, 1979

Interception Returns for Touchdowns

Date	Opponent	Yards
12/27/87	vs. San Diego	52
12/6/87	vs. New England	14
11/2/86	at Los Angeles Raiders	40
9/21/86	at Philadelphia	32
12/1/85	at Pittsburgh	42
12/15/84	at Seattle	40
10/7/84	at Detroit	27
9/23/84	vs. Kansas City	45
9/16/84	at Cleveland	62
11/23/80	vs. Seattle	15
10/5/80	at Cleveland	93
11/5/78	vs. New York Jets	28
11/27/77	vs. Baltimore	73
10/16/77	at Oakland	18
11/14/76	at San Diego	46
11/7/76	vs. Tampa Bay	32
11/7/76	vs. Tampa Bay	31
9/19/76	vs. New York Jets	41
9/29/75	vs. Green Bay	44
10/13/74	vs. New Orleans	38
10/28/73	at New York Jets	40
10/14/73	at Houston	59
10/24/71	at Cleveland	40
12/7/69	at Miami	38
11/16/69	vs. Houston	57
12/17/67	vs. Kansas City	70
10/22/67	vs. San Diego	40
9/3/67	vs. Boston	24
11/14/65	at Houston	25
11/7/65	vs. San Diego	65
10/17/65	vs. Houston	44
11/1/64	at Kansas City	22
10/6/63	vs. San Diego	43
11/22/62	vs. New York	59
10/5/62	vs. Oakland	48
10/5/62	vs. Oakland	64
9/30/62	at New York	30
10/2/60	vs. Oakland	20
9/18/60	at Buffalo	40

Other Defensive Returns For Touchdowns

Date	Opponent	Yards
11/16/86	vs. Kansas City	7
9/7/86	vs. Los Angeles Raiders	12
11/17/85	vs. San Diego	60
11/4/84	vs. New England	64
10/15/84	vs. Green Bay	27
10/15/84	vs. Green Bay	22
10/7/84	at Detroit	5
11/13/83	at Los Angeles Raiders	(recovered in end zone)
9/14/80	vs. Dallas	32
12/2/79	at Buffalo	86
11/18/79	at San Francisco	88
11/11/79	vs. New England	22
11/11/79	vs. New England	2
10/14/79	at Kansas City	2
12/3/78	at Oakland	30
11/5/78	vs. New York Jets	4
11/7/76	vs. Tampa Bay	26
9/23/76	vs. Cleveland	43
11/23/75	at Atlanta	
10/22/73	vs. Oakland	80
11/27/66	vs. San Diego	86
10/17/65	vs. Houston	10
9/24/65	at Boston	(recovered in end zone)
11/8/64	vs. San Diego	(recovered in end zone)
11/1/64	at Kansas City	46
10/13/63	vs. Houston	6
12/9/62	at Dallas	9
11/22/62	vs. New York	69
12/10/61	at Dallas	23

TEAM—GENERAL SEASON

Most consecutive victories—

10—1984
8—1976-77 (Last 2 games of 1976 and first 6 games of 1977), and 1985-86 (Last 2 games of 1985 and first 6 games of 1986),
6—1977
4—1962, 1979, 1981, 1983, 1985, and 1987
3—ten times

Most consecutive games without a loss—

10—1984
8—1976-77, 1985-86
7—1973
6—1977

Most consecutive defeats—

11—1963-64
9—1967

Most consecutive games without victory—

14—1963-64
9—1967

TEAM—GENERAL GAME

Largest margin of victory— 43—vs. New York Jets 9/19/76 (46-3)
37—vs. Oakland 10/5/62 (44-7)
35—vs. New England 11/11/79 (45-10)
35—vs. Tampa Bay 11/7/76 (48-13)

Most points in one half— 38—vs. New England 11/11/79
38—vs. Tampa Bay 11/7/76
35—vs. Minnesota, 11/18/84

Most points in one quarter— 26—at New York Jets 12/3/67
24—vs. Buffalo 11/27/60
24—vs. San Diego 10/6/63
24—vs. Tampa Bay 11/7/76
24—vs. New England 11/11/79

TEAM—OFFENSE

Scoring

	Game	Season
Most Points	50—vs. San Diego 10/6/63	380—1985
	48—at Houston 10/14/73	379—1987
	48—vs. Tampa Bay 11/7/76	378—1986
		354—1973
Fewest Points	0—San Diego 37, Denver 0—10/29/61	148—1982
	0—at Oakland 51, Denver 0—9/10/67	196—1966
	0—at Kansas City 16, Denver 0—12/6/70	203—1971
	0—at San Diego 17, Denver 0—12/15/74	240—1964
	0—at San Diego 23, Denver 0—10/8/78	251—1961
	0—at Chicago 27, Denver 0—9/9/84	
Most touchdowns	6—9 times	45—1987
	Most recent: vs. Minnesota, 11/18/84	45—1986
		45—1985
		42—1984
Most field goals	5—vs. San Diego 10/6/63	27—1962
	4—11 times	26—1980
		25—1971
		23—1985
		22—1973

Total Offense

	Game	Season
Most plays	95—at Green Bay 9/20/87 (OT)	1152—1985
	88—at Seattle 10/29/78 (OT)	1062—1981
	86—vs. San Diego 11/30/75	1044—1979
	86—at Chicago 12/12/76	1042—1986
Most total yards	543—vs. New York Jets, 9/19/76	5624—1987
	532—vs. Kansas City, 11/18/74	5496—1985
	522—at San Diego, 11/29/87	5426—1981
	507—vs. Oakland, 12/14/80	5216—1986
Ave. gain per play	8.56—vs. San Diego 9/7/62	5.38—1972
	8.21—at Houston 10/14/73	5.26—1987
	7.77—vs. New England 12/17/72	5.21—1974
Fewest yards		2837—1982
	5—at Oakland 9/10/67	3168—1966
	26—at Houston 9/3/66	3332—1964
	117—vs. Buffalo 12/13/64	3811—1961

TEAM RECORDS (Continued)

Rushing Offense

	Game	Season
Rushing plays	60—vs. San Diego 11/30/75	601—1978
	59—at Chicago 12/12/76	524—1979
	59—at Kansas City (OT) 9/24/78	523—1977
		515—1981
Rushing yards	356—at Chicago 12/12/76	2451—1978
	328—vs. San Diego 11/30/75	2157—1974
	292—at Oakland 11/24/74	2093—1971
		2076—1984
Ave. gain per rush	6.68—vs. Dallas 10/30/60	4.50—1972
	6.64—vs. Houston 9/17/72	4.44—1974
	6.59—vs. Buffalo 11/19/61	4.15—1969
Fewest yards		1018—1982
	13—at Oakland 10/22/72	1091—1961
	20—at Dallas 12/10/61	1173—1966
	27—at Buffalo 9/15/62	1195—1960

Passing Offense

	Game	Season
Passes attempted	56—at Los Angeles Raiders 12/26/82	617—1985
	56—at Buffalo 9/15/72	568—1961
	56—at Boston 9/21/62	559—1962
	55—at Houston 12/20/64	549—1986
Passes completed	35—at Houston 12/20/64	329—1985
	32—vs. Kansas City 11/18/74	306—1986
	31—vs. Houston 11/6/60	292—1962
Passes had intercepted	8—at Houston 12/2/62	45—1961
	6—6 times	40—1962
Completion percentage	.917—at L.A. Raiders 11/2/86	.596—1981
	.875—vs. San Diego 9/27/81	.582—1982
	.870—vs. Kansas City 12/10/78	.561—1980
Touchdown passes	5—vs. Minnesota 11/18/84	27—1981
	5—vs. Buffalo 10/28/62	24—1987
	4—9 times	24—1960
Net yards passing	459—vs. Kansas City 11/18/74	3654—1987
	431—vs. Oakland 12/14/80	3645—1985
	428—at Buffalo 9/15/62	3538—1986
		3531—1981
Fewest net yards	-53—at Oakland 9/10/67	1682—1967
	-7—at Houston 9/3/66	1819—1982
	1—at Pittsburgh 9/4/83	1995—1966
Fewest times Denver passers thrown for loss	0—Many times	22—1971
		24—1982
		24—1965
		27—1973
Most times Denver passers thrown for loss	11—vs. Buffalo 12/13/64	63—1963
	11—vs. Oakland 11/5/67	61—1981
	10—at Oakland 12/8/75	61—1964
	10—at Oakland 10/31/76	58—1967
Most yardage Denver passers thrown for loss	95—vs. Oakland 11/5/67	590—1963
	84—vs. Buffalo 12/13/64	520—1964
	78—vs. Boston 9/29/63	508—1967
	78—vs. Kansas City 12/14/68	

TEAM RECORDS (Continued)

First Downs

	Game	Season
Most first downs	34—vs. Kansas City 11/18/74	339—1985
	31—at San Diego 11/29/87	331—1987
	31—vs. Houston 10/6/85	319—1986
	31—vs. New York Jets 9/19/76	
First downs rushing	19—vs. San Diego 11/30/75	132—1987
	19—at Chicago 12/12/76	130—1979
	17—at Seattle 10/29/78 (OT)	129—1978
First downs passing	25—vs. Kansas City 11/24/74	192—1985
	23—at Houston 12/20/64	184—1986
	22—vs. Oakland 12/14/80	177—1962
First downs penalty	11—vs. Houston 10/6/85	41—1986
	7—vs. L.A. Raiders 9/7/86	38—1983
	6—vs. Houston 9/7/64	34—1981
	5—7 times	34—1985
Fewest first downs	0—at Houston 9/3/66	170—1982
	3—at Oakland 9/10/67	171—1966
	7—at Kansas City 12/6/70	172—1967
	7—vs. Buffalo 12/13/64	207—1964

Punts

	Game	Season
Most punts	12—at Oakland 9/10/67	105—1967
	12—vs. Cincinnati 10/6/68	96—1984
	12—at Buffalo 10/25/81	96—1968
Fewest punts	0—vs. Dallas 10/8/61	45—1982
	1—vs. San Diego 11/27/66	59—1962
	1—vs. N.Y. Jets 9/19/76	60—1972
	1—at Kansas City 12/7/80	63—1975
	1—at San Diego 11/28/82	
Best average	(Min. of 4 punts)	
	56.60—vs. Seattle 11/25/84	45.2—1966
	53.75—vs. San Diego 10/22/67	45.1—1973
	53.50—vs. New York 11/17/63	45.0—1982
	52.50—at San Diego 12/22/63	
52.50—vs. Kansas City 10/11/64		
Poorest average		35.1—1976
		36.4—1978
		37.3—1960
Best net average (category originated in 1976)	(Min. of 4 punts)	37.8—1982
	52.3—at Houston 12/4/77	35.9—1980
	48.3—vs. San Francisco 9/19/82	35.4—1984
	47.0—vs. Seattle 11/25/84	34.8—1981

Punt Returns

	Game	Season
Most returns	8—at Buffalo 9/20/70	63—1970
	8—at Kansas City 10/6/74	58—1977
	8—vs. San Diego 11/30/75	51—1976
	8—at Baltimore 10/22/78	51—1978
	8—vs. San Diego, 12/27/87	51—1981
Most return yards	167—vs. Pittsburgh 11/6/77	712—1977
	150—vs. San Diego 12/27/87	640—1976
	128—vs. San Francisco 9/19/82	582—1978
Best average		14.5—1982
		13.5—1967
		12.9—1963

TEAM RECORDS (Continued)

Kickoff Returns

	Game	Season
Most returns	10—vs. Boston 10/4/64	78—1963
	10—at San Diego 12/22/63	76—1964
	9—at Kansas City, 12/18/83	71—1965
	9—at Boston 10/18/63	
	9—vs. Kansas City 9/7/63	
Most return yards	295—vs. Boston 10/4/64	1801—1963
	289—vs. Kansas City 9/7/63	1758—1964
	238—at Kansas City 10/8/63	1731—1965
Best average		26.9—1966
		25.3—1967
		24.5—1975

Fumbles

	Game	Season
Most fumbles	6—5 times	40—1961
		36—1966
		36—1984
Most fumbles lost	5—vs. Cleveland 10/19/75	23—1961
	5—vs. Chicago 9/30/73	19—1983
	4—7 times	18—1981
		18—1979
Fewest fumbles	0—Many times	15—1969
		21—1973
		23—4 times
Fewest fumbles lost	0—Many times	8—1985
		8—1964
		9—1969
		9—1973

Penalties

	Game	Season
<i>Most penalties</i>	13—vs. Tampa Bay 11/7/76	132—1978
	14—vs. Oakland 10/17/76	116—1979
	14—at N.Y. Jets 10/28/73	105—1976
Most yards penalized	160—vs. Tampa Bay 11/7/76	1097—1978
	134—vs. Pittsburgh 11/6/77	1006—1979
	132—vs. Oakland 10/17/76	986—1976
Fewest penalties	0—vs. Kansas City 12/17/67	48—1967
	1—11 times	54—1960
		54—1982
Fewest yards penalized	0—vs. Kansas City 12/17/67	501—1960
	0—at Boston 9/21/62	512—1967
	5—4 times	516—1982

TEAM—DEFENSE

Total Defense

	Game	Season
Fewest plays allowed	40—vs. San Diego 10/6/63	616—1982
	42—vs. San Diego 11/30/75	826—1971
	44—at Boston 9/24/65	838—1970
	44—vs. Boston 9/29/63	847—1963
Fewest yards allowed	60—at Cleveland 10/24/71	3169—1982
	66—vs. Chicago 12/5/71	3705—1970
	70—vs. San Diego 11/2/69	3722—1976
Lowest yield per play	1.12—vs. Chicago 12/5/71	4.01—1977
	1.25—vs. San Diego 11/2/69	4.14—1976
	1.30—at Cleveland 10/24/71	4.38—1978

TEAM DEFENSE RECORDS (Continued)

Rushing Defense

	Game	Season
Fewest rushes allowed	10—at San Diego 11/29/87	293—1982
	10—at San Diego 10/12/86	384—1965
	11—at N. Y. Jets 12/3/67	409—1970
Fewest yards allowed		935—1982
	0—at Kansas City 12/19/65	1337—1965
	18—vs. Pittsburgh 9/27/70	1351—1970
	24—at Cleveland 10/24/71	1530—1977
Lowest yield per rush	0.00—at Kansas City 12/19/65	3.19—1982
	0.64—vs. Pittsburgh 9/27/70	3.26—1977
	1.47—at Cincinnati 12/14/69	3.30—1970

Passing Defense

	Game	Season
Fewest attempts by opponents	10—at Kansas City (OT) 9/24/78	307—1982
	12—at Kansas City 10/18/81	348—1975
	14—Four times	356—1971
Fewest completions by opponents	2—at Chicago 12/12/76	150—1971
	5—at Green Bay 9/26/71	172—1982
Lowest completion percentage allowed	5—vs. Dallas 10/8/61	181—1975
	.118—at Chicago 12/12/76	.421—1971
Fewest net yards allowed	.226—vs. Chicago 12/5/71	.448—1961
	.259—at Cleveland 10/24/71	.459—1965
Fewest TD passes allowed	-7—vs. Chicago 12/5/71	1985—1971
	18—at Kansas City 12/6/70	2026—1976
	33—vs. Kansas City 10/4/70	2032—1975
Highest percentage interception of opponent passes		8—1976
	0—Many times	9—1978
		11—1979
		11—1977
Most opponent passes intercepted	7—at Oakland 10/16/77	32—1964
	6—4 times	31—1984
Most yards interceptions returns		31—1978
	133—at Buffalo 9/18/60	510—1984
	117—vs. Oakland 10/5/62	491—1977
	111—vs. San Diego 12/27/87	483—1962
Most times opponent passers thrown for loss	111—at Detroit 10/7/84	
	10—at Cincinnati 10/19/69	57—1984
	9—vs. Chicago 12/5/71	50—1970
Lowest yield per pass attempt	9—vs. Buffalo 11/19/61	49—1986
		47—1985
	95—vs. New York 11/15/64	459—1986
Lowest yield per pass completion	76—vs. Kansas City 10/4/70	456—1970
	75—vs. New England 12/17/72	447—1964
		5.00—1964
		5.49—1961
		5.52—1972
		10.60—1976
		10.64—1972
		10.67—1979

TEAM DEFENSE RECORDS (Continued)

Punting

	Game	Season
Lowest opponent average	(4 or more punts)	
	30.0—vs. Buffalo 11/27/60	37.3—1976
	30.3—at Minnesota (OT) 9/11/78	39.0—1960
	30.4—at Houston 10/26/69	39.4—1982

Punt Returns

	Game	Season
Lowest opponent average		4.81—1978
		6.13—1968
		7.03—1969

Kickoff Returns

	Game	Season
Lowest opponent average		17.14—1961
		17.91—1983
		19.15—1987

Fumbles

	Game	Season
Most opponent fumbles recovered	6—at Buffalo 12/2/79	24—1984
	5—at Boston 11/6/66	23—1981
	5—vs. Buffalo 12/13/64	21—1983
	5—at Oakland 10/14/62	21—1964
Fewest opponent fumbles recovered	0—Many times	7—1982
		11—1974
		12—1985
		12—1980
		12—1972
		12—1968
		12—1967

First Downs

	Game	Season
Fewest opponent first downs	3—vs. San Diego 11/30/75	176—1982
	5—at Chicago 12/12/76	199—1970
	6—vs. Oakland 11/20/66	206—1971
	6—at Cleveland 10/24/71	217—1977
Fewest opponent first downs rushing	1—vs. Cincinnati 12/14/69	53—1982
	1—at Cleveland 10/24/71	67—1970
	1—at Los Angeles 12/12/72	77—1977
	1—at Los Angeles 12/12/72	83—1971
Fewest opponent first downs passing	1—San Diego 11/30/75	91—1971
	1—at Chicago 12/12/76	104—1976
	2—Dallas 10/8/61	104—1982
Fewest opponent first downs penalty		106—1975
	0—Many Times	12—1968
		13—1984
		14—1970

Penalties

	Game	Season
Most opponent penalties	15—vs. Houston 10/6/85	138—1983
	16—vs. Chicago 10/16/78	126—1986
	13—at Houston 10/26/69	118—1979
	13—Cleveland 9/26/76	114—1978
Most yards opponent penalized	188—vs. Houston 10/6/85	1033—1979
	147—vs. Chicago 10/16/78	1034—1986
	145—at Seattle 12/8/79	953—1985
Fewest yards opponent penalized	0—at Oakland 12/19/71	516—1963
	4—at Miami 12/20/75	571—1982
	5—Four times	573—1964
		576—1966

TEAM DEFENSE RECORDS (Continued)

Scoring

	Game	Season
Fewest points	0—vs. San Diego 12/27/87	148—1977
	0—vs. Detroit 11/1/87	198—1978
	0—vs. San Diego 11/2/69	206—1976
	0—at Cleveland 10/24/71	
	0—vs. San Diego 10/3/76	
	0—at San Diego 11/14/76	
	0—vs. St. Louis 9/18/77	
	0—vs. Cincinnati 9/2/79	
	0—vs. San Diego 10/7/79	
	0—at Oakland 10/4/81	
0—vs. Kansas City 9/23/84		

Fewest touchdowns allowed	0—Many times	18—1977
		21—1978
		25—1976
		25—1982

Fewest field goals allowed	0—Many times	8—1977
		12—1976
		13—1961

OPPONENT INDIVIDUAL RECORDS

Total Offense

MOST PLAYS—60, Joe Namath, at N. Y. Jets, 12/3/67. **YARDS GAINED**—448, Len Dawson, at Kansas City, 11/1/64. **GAIN PER PLAY**—(10 or more plays)—21.62, Jacky Lee, at Houston 11/29/60.

Rushing

MOST RUSHES—36, Earl Campbell, Houston, 11/2/80. **YARDS GAINED**—192, Curt Warner, at Seattle, 12/20/86. **GAIN PER RUSH** (8 or more rushes)—12.50, Abner Haynes, at Miami, 9/17/67 and 12.50 Booker Russell, vs. Oakland, 11/25/79. **LONGEST SCORING RUN**—82, Joe Delaney, at Kansas City, 10/18/81. **LONGEST NON-SCORING RUN**—76, Willmer Fowler, Buffalo, 11/27/60, and 76, Walter Payton, Chicago, 10/16/78.

Passing

ATTEMPTS—60, Joe Namath, at N. Y. Jets, 12/3/67. **COMPLETIONS**—31, Jim Krieg, vs. Seattle, 11/20/83. Joe Gilliam, Pittsburgh (OT), 9/22/74. **HAD INTERCEPTED**—7, Ken Stabler, at Oakland, 10/16/77. **YARDS GAINED**—435, Len Dawson, at Kansas City, 11/1/64. **COMPLETION PERCENTAGE** (10 or more passes)—.813, Bob Berry, at Atlanta, 11/26/72. **TOUCHDOWNS**—6, Len Dawson, at Kansas City, 11/1/64. **LONGEST SCORING PLAY**—92, Len Dawson to Tom Brooker, Dallas, 11/18/62, Jacky Lee to Bill Groman, at Houston, 11/20/60. **LONGEST NON-SCORING PLAY**—77, Tom Flores to Art Powell, Oakland, 11/29/64.

Receiving

RECEPTIONS—12, Art Powell, New York, 10/22/61, 12, Ed Podolak, at Kansas City, 10/7/73, 12, Ken Payne, Green Bay, 9/29/75, 12, Steve Largent, Seattle, 11/25/84. **YARDS GAINED**—213, Curtis McClinton, at Kansas City, 12/19/65. **TOUCHDOWNS**—4, Lance, Alworth, San Diego, 12/1/68.

Punting

MOST PUNTS—11, Dennis Partee, San Diego, 11/30/75, 11, Bob Parsons, at Chicago, 12/12/76. **AVERAGE** (4 or more punts)—57.40, Steve O'Neal, New York, 9/21/69. **LONGEST PUNT**—98, Steve O'Neal, New York, 9/21/69.

Punt Returns

MOST RETURNS—9, Rodger Bird, at Oakland, 9/10/67. **RETURN YARDS**—143, Rodger Bird, at Oakland, 9/10/67. **LONGEST SCORING RETURN**—82, Bobby Jancik, at Houston, 12/20/64. **LONGEST NON-SCORING RETURN**—72, Greg Pruitt, at Cleveland, 10/27/74.

Kickoff Returns

MOST RETURNS—6, Cliff Austin, at Atlanta, 9/22/85. **RETURN YARDS**—164, Dave Grayson, Kansas City, 10/11/64. **LONGEST SCORING RETURN**—106, Noland Smith, Kansas City, 12/17/67. **LONGEST NON-SCORING RETURN**—80, Dave Grayson, Kansas City, 10/11/64.

OPPONENT RECORDS (Continued)

Interceptions

MOST INTERCEPTIONS—3 held by nine players. **RETURN YARDS**—99, Bobby Hunt, at Kansas City, 12/8/63. **LONGEST SCORING RETURN**—80, Coy Bacon, San Diego, 11/11/73. **LONGEST NON-SCORING RETURN**—87, Ron Hall, Boston 9/18/66.

Scoring

TOUCHDOWNS—4, Frank Jackson, at Dallas, 12/10/61, 4, Bert Coan, Kansas City, 10/23/66, 4, Lance Alworth, San Diego, 12/1/68, 4, Chuck Muncie, at San Diego, 11/29/81. **FIELD GOALS**—6, Gino Cappelletti, Boston, 10/4/64. **LONGEST FIELD GOAL**—58, Steve Cox, vs. Cleveland, 12/4/83. **POINTS**—24, Frank Jackson, at Dallas, 12/10/61, 24, Bert Coan, Kansas City, 10/23/66, 24, Lance Alworth, San Diego, 12/1/68, 24, Chuck Muncie, at San Diego, 11/29/81.

OPPONENT SINGLE GAME TEAM RECORDS

Scoring

POINTS—59, Kansas City, 9/7/63.

Total Offense

PLAYS—93, Pittsburgh (OT), 9/22/74. **YARDS GAINED**—634, at Oakland, 10/25/64. **GAIN PER PLAY**—10.30, San Diego, 10/6/63. **FEWEST YARDS GAINED**—60, at Cleveland, 10/24/71.

Rushing

RUSHES—62, at New England, 11/28/76. **YARDS GAINED**—380, Kansas City, 10/23/66. **GAIN PER RUSH**—9.27, Kansas City, 10/23/66. **FEWEST YARDS GAINED**—0, at Kansas City, 12/19/65.

Passing

ATTEMPTS—62, at New York, 12/3/67. **COMPLETIONS**—31, vs. Seattle, 11/20/83, Pittsburgh (OT), 9/22/74. **HAD INTERCEPTED**—7, at Oakland, 10/16/77. **MOST YARDS GAINED**—427, at Oakland, 10/25/64. **FEWEST YARDS GAINED**—(-7), Chicago, 12/5/71. **COMPLETION PERCENTAGE**—.813, at Atlanta, 11/26/72.

First Downs

TOTAL FIRST DOWNS—33, Pittsburgh (OT), 9/22/74. **RUSHING**—21, at New England, 11/28/76. **PASSING**—21, San Diego, 12/1/68. **PENALTY**—6, Miami, 12/4/66, 6, at Oakland, 11/9/69.

Punting

MOST PUNTS—11, San Diego, 11/30/75, and at Chicago, 12/12/76. **BEST AVERAGE** (4 or more punts)—57.40, NY Jets, 9/21/69.

Punt Returns

MOST RETURNS—9, at Oakland, 9/10/67. **RETURN YARDS**—143, at Oakland, 9/10/67.

Kickoff Returns

MOST RETURNS—9, at Houston, 10/14/73, and at San Diego, 12/9/73. **RETURN YARDS**—238, at Kansas City, 10/8/66.

OPPONENT RECORDS (Continued)

TWO TEAM RECORDS

Scoring

POINTS—91—N.Y. Titans, 46, Denver 45, 11/22/62.

Total Offense

PLAYS—161—Denver 88, Seattle 73 (OT), 10/29/78; 161—Denver 84, at L.A. Raiders 77 (OT), 10/28/84. **YARDS GAINED**—1,057—Denver 476, at San Diego 581, 10/20/68.

Rushing

MOST RUSHES—100—Denver 59, at Kansas City 41 (OT), 9/24/78. **YARDS GAINED**—472—Denver 356, at Chicago 116, 12/12/76.

Passing

ATTEMPTS—97—Denver 53, at Houston 44, 12/2/62. **COMPLETIONS**—53—Denver 35, at Houston 18, 12/20/64. **HAD INTERCEPTED**—13—Denver 8, at Houston 5, 12/2/62. **YARDS GAINED**—708—Denver 321, at San Diego 387, 10/20/68.

Other

TOTAL FIRST DOWNS—58—Denver 34, Kansas City 24, 11/18/74. **FUMBLES**—12—Denver 6, at Boston 6, 11/6/66, and Denver 5, Buffalo 7, 12/13/64. **FUMBLES LOST**—10—Denver 5, at Boston 5, 11/6/66. **YARDS PENALIZED**—273—Denver 128, at Seattle 145, 12/8/79. **FEWEST YARDS PENALIZED**—20—Denver 15, Kansas City 5, 12/14/85.

DENVER BRONCOS RECORDS BROKEN OR TIED IN 1987

(Old records in parentheses)

Team Records - Season

Most touchdowns scored — 45 (tied with 45 in 1986 and 1985)
Best percentage, conversion attempts — 1.000 (tied with eight years)
Most shutouts, season — 2 (tied with 2 in 1979)
Most yards, total offense — 5,624
Highest average per game, total offense — 374.9
Most net yards passing — 3,654
Most first downs rushing — 132
Most games scoring 20 or more points — 12
Most games scoring 30 or more points — 6 (tied with six in 1986, 1985)
Most consecutive games scoring 20 or more points — 7 (tied with three years)
Most consecutive games scoring 20 or more points, single season — 7 (tied with 1962)
Most consecutive winning seasons — 5
Most consecutive seasons winning 10 or more games — 4
Most consecutive division titles — 2 (tied with 1977-78)

Team records - game

Fewest rushing plays allowed — 10 vs. San Diego, 11/29/87 (tied with 10 at San Diego, 10/12/86)
Fewest points scored, opponent — 0 vs. San Diego, 12/27/87, vs. Detroit, 11/1/87 (tied with eight games)

Individual records — career

Most rushing and passing plays — 2,411 (John Elway, 1983-87)
Most yards gained, total offense — 16,032 (John Elway, 1983-87)
Best average gain per rush — 4.76 (John Elway, 1983-87)
Most passes attempted — 2,158 (John Elway, 1983-87)
Most passes completed — 1,168 (John Elway, 1983-87)
Best interception avoidance — .036 (John Elway, 1983-87)
Most touchdown passes — 85 (John Elway, 1983-87)
Most yards gained passing — 14,835 (John Elway, 1983-87)
Most 300-yard passing games — 12 — (inc. Super Bowl XXI, John Elway, 1983-87)
Most 3,000-yard passing seasons — 3 (John Elway, 1983-87, seasons 1985-87)
Most consecutive games scoring, kicker — 57 (Rich Karlis, 1982-87, streak 1984-87)
Best field goal percentage — .726 (Rich Karlis, 1982-87)
Best interception return average — 20.93 (Mike Harden, 1980-87)
Most regular season wins, head coach — 66 (Dan Reeves, 1981-87)

Individual records — single season

Most consecutive games with TD reception — 6 (Vance Johnson — tied with two others)
Best average per reception, rookie — 20.32 (Ricky Nattiel)
Most 300-yard passing games — 4 (John Elway)
Best percentage kicking conversions — 1.000 (Rich Karlis — tied with eight others)

Individual records — single game

Most all-purpose yards — 290 (Shane Swanson at Kansas City, 10/18/87)



PLAYER HISTORY

ALL-TIME DRAFT CHOICES

1960 (First selections)—Harry Ball, T, Boston College; Charley Britt, QB, Georgia; Dave Canary, E, Cincinnati; Paul Candro, HB, Boston U.; Bill Carrico, G, N. Texas St.; Larry Cundiff, C, Mich. State; Bernard Darre, T, Tulane; Roger Davis, T, Syracuse; Lonnie Dennis, G, Brig. Young; John Dingens T-G, Detroit; Maurice Duke, G, Texas; Mike Dowdle, FB, Texas; Wayne Hawkins, T, COP; Gary Huber, C, Miami (O.); Dave Hudson, E, Florida; Claude King, HB, Houston; Don Klochak, FB, N. Carolina; Roger LeClerc, C, Trinity; Dean Look, QB, Mich. State; Bill Mathis, HB, Clemson; Ken McNeece, T-G, San Jose St.; James Monroe, QB, Arkansas; Ray Norton, HB, San Jose St.; Robert Rosbaugh, HB, Miami (Fla.); Mel Semenko, E, Colorado; Lebron Shields, T, Tennessee; Jack Spikes, FB, TCU; Howard Turley, E, Louisville; Jim Walden, QB, Wyoming; Willie West, HB, Oregon; John Willener, G, Oregon; Bob Yates, T, Syracuse; Ken Young, E, Valparaiso; Bob Zimpter, T-G, Bowling Gr.

1960 (Second selections)—Mel Branch, T-G, LSU; Ronnie Cain, E, Kentucky; Jack Campbell, E, Toledo; Tom Chapman, E, Detroit; LaVelle Coleman, HB, West Mich.; Jim Colvin, T-G, Houston; Teddy Foret, T-G, Auburn; Bobby Green, HB, Florida; Jack Hanlon, HB, Penn.; G. Hershberger, T-G, Wichita; Sam Homer, HB, VMI; Bob Hudson, E, Lamar Tech.; Vic Jones, HB, Indiana; Billy Luplow, T-G, Arkansas; George Phelps, HB, Cornell C. Ia.; Tom Roberts, T-G, Georgia Tech; Sam Stenger, C, Denver; Olin Treadway, QB, Iowa; John Wilkins, T-G, So. California; Emmet Wilson, T-G, Georgia Tech.

1961—1, Bob Gaiters, HB, N. Mex. St. 2, Jerry Hill, HB, Wyoming 3, Chas. Strange, C, LSU 4, Roland McDole, T, Nebraska 4a, (NY), Sonny Davis, E, Baylor 5, Charles Cowan, E, NM H'Ids. U. 6, Dale Evans, HB, Kansas State 7, Pat Patchen, E, Florida 9, Phil Nugent, QB, Tulane 10, Chas. Sturgeon, HB, Kentucky 11, John Simko, E, Augustana 12, Jerry Miller, E, H. Payne 13, Ron Greene, G, Wash. St. 14, Bill Cooper, FB, Muskingum 15, Willie Crafts, G, Texas A&I 16, Jim Larkin, T, Hillsdale, 17, Chuck Weiss, FB, Colorado 18, Chick Graning, HB, Georgia Tech 19, John Hobbs, G, Maryland St. 20, Buck McLeod, T, Baylor 21, Jim Morgan, HB, Iowa St. Tech. 22, Tom Hackler, E, Tenn. Tech. 23, Tom Jewell, T, Idaho St. 24, E. A. Simms, E, N. Mex. St. 25, Pete Samms, T, Central Okla. 26, Sam Smith, HB, Florence St. 27, Donald Olson, HB, Nebraska 28, Wayne Lee, G, Colo. St. Col. 29, Archie Cobb, T, Nebraska 30, Dave Mills, HB, NE Mo. St. Tech.

1962—1, Merlin Olsen, T, Utah St. 2, Jerry Hillebrand, E, Colorado 3, Charles Holmes, FB, Maryland St. 4, John Furman, QB, Texas Western 7, John McGeever, HB, Auburn 8, Elbert Harris, HB, S.E. Louisiana 9, Larry Jepson, C, Furman 10, Gale Weidner, QB, Colorado 11, Mike Kline, G, Oregon St. 13, Bob Cegelski, C, Montana St. 14, Sonny Gibbs, QB, TCU 15, Bill Loudon, G, Benedict Coll. 16, Gary Ballman, HB, Mich. St. 17, Jerry Tarr, E, Oregon 18, Pete Schenk, E, Washington St. 20, Mike Martin, E, Washington St. 21, Jim Perkins, T, Colorado 22, Don Kasso, HB, Oregon St. 23, Ken Tureaud, HB, Michigan 24, Neil Thomas, G, Hillsdale 25, Dave Edwards, E, Auburn 26, Jim Roberts, T, Mississippi 27, A. Von Sonn, C, UCLA 28, Paul Holmes, T, Georgia 29, Lynn Hoyem, C, Long Beach St. 30, Walter Mince, HB, Arizona 31, Bill Williamson, T, Bakersfield JC. 32, Vester Flanagan, T, Humboldt St. 33, Duane Allen, E, Mt. S.A. Coll. 34, S. Stonebraker, E, Detroit.

1963—1, K. Alexander, HB, UCLA 2a, (NY), Ray Poage, FB, Texas 2b, Tom Nomina, T, Miami (O.) 3, Tommy Janik, HB, Texas A&I 4, Lou Slaby, LB, Pittsburgh 5, Ray Mansfield, C, Washington 6, Anton Peters, T, Florida 7a, (San Diego), M. Slaughter, QB, Louisiana Tech 7b, Paul Flatley, E, Northwestern 8a, (Buf.), H. Dixon, FB, Florida A&M 8b, John Griffin, HB, Memphis St. 9, Marv Fleming, E, Utah 10a, Lonnie Sanders, HB, Michigan St. 10b, (Hous.), Pat Richter, E, Wisconsin 11, Billy Joe, FB, Villanova 12, John Gamble, E, U. of Pacific 13, James Maples, C, Baylor 15, W. Freeman, E, North Texas 16, Davd Crossan, G, Maryland 17, Bob Paremore, HB, Florida A&M 18, Charles Mitchell, HB, Washington 19a, Frank Baker, FB, Toledo 19b, (Dallas), Bruce Starling, HB, Florida 20, Dan Grimm, G, Colorado 21, Ross Nolan, E, NE Louisiana 22, Dave Mathiesen, QB, Washington St. 23, Billy Mooty, HB, Arkansas 24, C. B. Simons, LB, Stanford 25, Forest Farmer, LB, Purdue 26, Monte Day, T, Fresno St. 27, John Sellers, T, Bakersfield JC. 28, Bill Reddell, HB, Occidental 29, Kern Carson, HB, San Diego St.

1964—1, Bob Brown, T, Nebraska 3, Marv Woodson, DB, Indiana 3a, Matt Snorton, DE-E, Michigan St. 6, Don Shackelford, T, Pacific 6a, Al Denson, FL, Florida A&M 7, Ray Kubala, C-T, Texas A&M 7a, Jerry

Richardson, LB, W. Texas St. 8, W. Hilgenberg, G-LB, Iowa 9, John Mims, T, Rice 12, Paul Krause, DB, Iowa 13, Charley Parker, G, So. Mississippi 14, Bob Hayes, HB, Florida A&M 15, Chuck Logan, E, Northwestern 16, Bob Cherry, E, Wittenburg 17, J. McNaughton, E, Utah St. 18, George Mira, QB, Miami 19, Odell Barry, FL, Findlay 21, Dick Herzing, T, Drake 22, Gary Lewis, HB, Arizona St. 23, Ken Brusvan, T, Oregon St. 24, Mickey Bitsko, LB, Dayton 25, Jim Jones, E, Wisconsin 26, Bob Berry, QB, Oregon.

1965—2, Dick Butkus, LB, Illinois 3, Glen Ressler, C, Penn St. 4, Geo. Donnelly, DB, Illinois 5a, Bob Breitenstein, T, Tulsa 5b, Max Leetzow, DT, Idaho 6, Tom Wilhelm, T, Syracuse 7, Jim Garcia, DE, Purdue 8, John Holman, G, Wisconsin 9, Gary Bussell, DB, Georgia Tech 10, Gene Jeter, LB, AM&N 11, Tom Vaughan, HB, Iowa St. 12, Tom Myers, QB, Northwestern 13, Mike Strofalino, LB, Villanova 14, John Frick, G, Ohio U. 15, Jeff Jordan, DB, Tulsa 16, Brian Schweda, T, Kansas 18, Larry Dupree, HB, Florida 19, R. Oelschlager, HB, Kansas 20, Terry Metchner, G, Albion.

1966—1, Jerry Shay, T, Purdue 2, Freeman White, E, Nebraska 3, Bob Hadrick, E, Purdue 4, Randy Johnson, QB, Texas A&I 5, Billy Clay, DB, Mississippi 6, James Fulgham, T, Minnesota 7, Jerry Jone, G, Bowling Green 7a, (Buf.), Scotty Glacken, QB, Duke 8, Goldie Sellers, DB, Grambling 9, Ron Sbranti, LB, Utah St. 10, Larry Cox, T, Abilene CC. 11, James Burns, G, Northwestern 13, Eric Crabtree, DB, Pittsburgh 14, Fred Forsberg, DT, Washington 15, Mike Ringer, DB, Oklahoma 16, Frank Rogers, K, Colorado 17, Gary Eickman, DE, Illinois 18, Tom Talaga, T, Notre Dame 19, Tom Coughlin, DE, Miami 20, Cliff Hysell, T, Montana St.

1967—1, Floyd Little, HB, Syracuse 2, Thomas Beer, TE, Houston 3a, Mike Current, T, Ohio State 3b, Geo. Goeddeke, C, Notre Dame 4, C. Cunningham, DE, Houston 5a, Fran Lynch, FB, Hofstra 5b, John Huard, LB, Maine 6, Neal Sweeney, E, Tulsa 7, Frank Richter, G, Georgia 8, Tom Cassese, E, C. W. Post 9, James Summers, DB, Michigan St. 10, Paul Krause, QB, Duquesne 11, Lou Andrus, DE, Brigham Young 13, Dennis Furjanic, DE, Houston 14, Tom Francisco, HB, Virginia Tech 15, Donald Smith, G, Florida A&M 16, Jack Lentz, QB, Holy Cross 17, W. Valley, Jr., T, Oregon St.

1968—2, Curley Culp, DE, Arizona St. 3a, Garrett Ford, RB, West Virginia 3b, (K.C.), Robert Vaughan, T, Mississippi 4b, (Miami), Gordon Lambert, LB, Tenn. Martin 4c, (K.C.), Drake Garrett, DB, Michigan St. 4d, (Cincy), Gus Holloman, DB, Houston 8, Steve Holloway, DB, Weber St. 9, Paul Smith, LB, New Mexico 10, Bob Langford, T, Middle Tenn. 12, Robert Hendrix, T, Mississippi 13, Charles Greer, DB, Colorado 14, Marlin Briscoe, RB, Omaha 15, Jeff Kuhman, LB, Vermont 16, Adin Brown, LB, William & Mary 17, Steve Grady, RB, So. California.

1969—2, Grady Cavness, DB, Texas-El Paso 3, Bill Thompson, DB, Maryland St. 4a, Mike Schnitker, LB, Colorado (From Boston thru K.C.), 4b, Edward Hayes, DB, Morgan St. 5, Frank Quayle, RB, Virginia 6a, (Buf.), Wandy Williams, RB, Hofstra 6b, Mike Coleman, RB, Tampa 7, Al Giffin, TE, Auburn 9, Henry Jones, RB, Grambling 10, Jim Smith, DB, Utah St. 11, Alan Pastrana, QB, Maryland 12, Wes Plummer, DB, Arizona St. 13, John Sias, SE, Georgia Tech 14, Gary Crane, LB, Arkansas St. 15, Errol Kahoun, G, Miami (O.) 16, Billy Woods, DB, No. Texas St. 17, Buster O'Brien, QB, Richmond.

1970—1, Bob Anderson, RB, Colorado 2, Alden Roche, DE, Southern 3, John Kohler, T, South Dakota 4, Jerry Hendren, WR, Idaho 5, Bill McKoy, LB, Purdue 6, John Mosier, TE, Kansas 7, R. Montgomery, CB, Weber St. 8, (K.C.), L. Porter, RB, Southern 9, D. Washington, LB, Alcorn A&M 10, M. Fullerton, DT, Tuskegee Inst. 11, Cleve Bryant, DB, Ohio University 12, Greg Jones, RB, Wisconsin St. 13, Jim McKoy, CB, Parsons College 14, Jeff Slipp, LB, Brigham Young 15, Maher Barakat, K, So. Dakota Tech. 16, Bob Stewart, QB, Northern Ariz. 17, Frank Kalfoss, K, Montana St.

1971—1, M. Montgomery, OT, So. California 2, Dwight Harrison, WR, Texas A&I 4a, Lyle Alzado, DE, Yankton Col. 4b, C. Johnson, CB, Alcorn A&M 6, Howard Phillips, C, Michigan St. 7, Doug Adams, CB, Ohio St. 8, Tom Beard, LB, Michigan St. 9, John Handy, LB, Purdue 10, Carlis Harris, WR, Idaho St. 11, Roger Roitsch, DT, Rice 12, Floyd Franks, WR, Mississippi 13, Craig Blackford, QB, Evansville 14, Tommy Lyons, C, Georgia 15, Lawrence James, RB, Norfolk St. 16, Steve Thompson, DT, Minnesota 17, Jack Simcsak, P-K, Virginia Tech.

1972—1, Riley Odoms, TE, Houston 3, Bill Phillips, LB, Arkansas St. 4, (Minn.), Tom Graham, LB, Oregon 5, (Phila.), Jim Krieg, WR, Washington 8, Ronnie Estay, LB, LSU 9, Floyd Priester, DB, Boston U. 10, Richard Wilkins, DE, Maryland St. 11, Larry Brunson, WR, Colorado 12, R. McDougall, DB, Weber St. 13, Bob Warner, RB, Bloomsburg St. 14, Jerome Kundich, G, UTEP 15, Skip Parmenter, DT, Massachusetts 16, Tom Bougus, RB, Boston College 17, Lou Harris, RB, Southern California.

1973—1, Otis Armstrong, RB, Purdue. 2, Barney Chavous, DE, S. Carolina St. 3a, Paul Howard, OG, Brigham Young. 3b, John Wood, DT, LSU. 4, Tom Jackson, LB, Louisville. 5, Charles McTorry, DB, Tennessee St. 7a, Mike Askea, OT, Stanford. 7b, John Grant, DE, So. California. 9, Lyle Blackwood, DB, Texas Christian. 10, Al Marshall, WR, Boise State. 11, Elton Brown, DT, Utah State. 12, Jim O'Malley, LB, Notre Dame. 13a, Ed Smith, DE, Colorado Col. 13b, Ed White, RB, Tulsa. 14, John Hufnagel, QB, Penn State. 15, Calvin Jones, DB, Washington. 16a, Oliver Ross, RB, Alabama A&M. 16b, Ken Muhlbeier, C, Idaho State. 17, Kenneth Morgan, TE, Elon College.

1974—1, Randy Gradishar, LB, Ohio State. 2, Carl Wafer, DT, Tenn. State. 3, Claude Minor, T, San Diego St. 4, Ozell Collier, CB, Colorado. 6a, John Winesberry, WR, Stanford. 10, Charlie Johnson, CB, Southern. 11, Steve Buchanan, RB, Holy Cross. 12, Larry Cameron, LB, Alcorn A&M. 13, John Clerkly, DT, Fort Valley St. 14, Rich Marks, DS, No. Illinois. 15, Piel Pennington, QB, U. of Mass. 16, Darrell Austin, T, So. Carolina. 17, Boyd Brown, TE, Alcorn A&M.

1975—1, Louis Wright, CB, San Jose St. 2, Charlie Smith, DE, N. Carolina Cen. 3a, (N.Y.G.), Mike Franckowiak, QB-KS, Central Mich. 3b, Drew Mahalic, LB, Notre Dame. 4a, (KC) Steve Taylor, DB, Georgia. 4b, Rick Upchurch, WR-Spec, Minnesota. 5a, Stan Rogers, T, Maryland. 5b, Rubin Carter, DT, Miami (Fla.). 8, Steve Foley, S-QB, Tulane. 9, Roussel Williams, DB, Arizona. 10, (KC) Hank Englehardt, C, Pacific. 10, Steve Haggerty, WR, Nev.-Las Vegas. 12, Harry Walters, LB, Maryland. 13, Eric Penick, RB, Notre Dame. 14, Jerry Arnold, G, Oklahoma. 15, Ken Shelton, TE, Virginia. 16, Bubba Bridges, DT, Colorado. 17, Lester Sherman, Ret. Spec., Albany St.

1976—1, Tom Glassic, G, Virginia. 2, Kurt Knoff, S, Kansas. 4, Craig Penrose, QB, San Diego St. 5, Lonnie Perrin, RB, Illinois. 8, James Betterson, RB, North Carolina. 9a, Jim Czirr, C, Michigan. 9b, (St. Louis), Jim Lisko, LB, Arkansas St. 10, Art Gilliam, DE, Grambling. 11, Greg Pittman, LB, Iowa St. 12, Randy Moore, DT, Arizona St. 13, Donnie McGraw, CB, Houston. 14, Larry Evans, LB, Mississippi Col. 15, Wilbur Summers, KS, Louisville. 16, John Huddleston, LB, Utah. 17, Randy Cozens, LB, Pittsburgh.

1977—1, Steve Schindler, G, Boston College. 2, Rob Lytle, RB, Michigan. 4, Bill Bryan, C, Duke. 7, Larry Swider, P, Pittsburgh. 8, Calvin Culliver, RB, Alabama. 9, Charles Jackson, NT, Washington. 10, Orna Middlebrook, WR, Arkansas state. 11, Phil Heck, LB, California. 12, Scott Levenhagen, TE, Western Illinois.

1978—1, Don Latimer, DT, Miami (Fla.). 2, Bill Gay, TE, USC. 8, Frank Smith, OT, Alabama A&M. 10, Vince Kinney, WR, Maryland. 11, Lacy Brumley, OT, Clemson.

1979—1, Kelvin Clark, T, Nebraska. 3, Bruce Radford, DE, Grambling. 4, Charles Jefferson, DB, McNeese State. 5, Rick Leach, QB, Michigan. 6, Jeff McIntyre, LB, Arizona State. 7, Luke Prestridge, P, Baylor. 9, Charley Taylor, WR, Rice. 11, Zachary Dixon, RB, Temple. 12, David Jacobs, K, Syracuse.

1980—2, Rulon Jones, DE, Utah State. 3, Larry Carter, DB, Kentucky. 4, Rick Parros, RB, Utah State. 5a, Mike Harden, S, Michigan. 5b, Laval Short, NT, Colorado. 6, Keith Bishop, G, Baylor. 7, John Havekost, G, Nebraska. 8, Don Coleman, WR, Oregon. 9, Greg Bracelin, LB, California. 10, Virgil Seay, Ret. Spec., Troy State. 11, Phil Farris, WR, North Carolina.

1981—1, Dennis Smith, S, Southern California. 2, Clay Brown, TE, Brigham Young. 4, Mark Herrmann, QB, Purdue. 5, Ken Lanier, T, Florida State. 6, Alvin Lewis, RB, Colorado State. 7, Steve Busick, LB, Southern California. 9, Rusty Olsen, DE, Washington. 11, Pat Walker, WR, Miami (Fla.). 12a, John Hankerd, LB, Notre Dame. 12b, Mandel Robinson, RB, Wyoming.

1982—1, Gerald Willhite, RB, San Jose State. 2, Orlando McDaniel, WR, Louisiana State. 4, Dan Plater, WR, Brigham Young. 5, Sammy Winder, RB, Southern Mississippi. 7, Alvin Ruben, DE, Houston. 9, Keith Uecker, T, Auburn. 10, Ken Woodard, LB, Tuskegee Institute. 11, Stuart Yatsko, G, Oregon. 12, Brian Clark, G, Clemson.

1983—1, Chris Hinton, G, Northwestern. 2, Mark Cooper, T, Miami (Fla.). 3, Clinton Sampson, WR, San Diego State. 5a, Weedy Harris, LB, Houston. 5b, Bruce Baldwin, CB, Harding. 6, Victor Heflin, CB, Delaware State. 7, Myron Dupree, CB, North Carolina Central. 8, Gary Kubiak, QB, Texas A&M. 9, Brian Hawkins, CB, San Jose State. 10, Walt Bowyer, DE, Arizona State. 11, Don Bailey, C, Miami (Fla.). 12, Karl Mecklenburg, NT/DE, Minnesota.

1984—2, Andre Townsend, NT/DE, Mississippi. 3, Tony Lilly, S, Florida. 4, Randy Robbins, CB, Arizona. 6, Aaron Smith, LB, Utah State. 7, Clarence Kay, TE, Georgia. 8a, Winford Hood, G, Georgia. 8b, Scott Garnett, NT, Washington. 9, Chris Brewer, RB, Arizona. 10, Bobby Micho, TE, Texas. 11, Gene Lang, RB, Louisiana State. 12, Murray Jarman, WR, Clemson.

1984 Supplemental Draft—1, Freddie Gilbert, DE, Georgia. 2, Richard Massey, WR, Kentucky. 3, Reggie Smith, T, Kansas.

1985—1, Steve Sewell, RB, Oklahoma. 2a, Vance Johnson, WR, Arizona. 2b, Simon Fletcher, DE, Houston. 4, Keli McGregor, TE, Colorado State. 5, Billy Hinson, G, Florida. 7, Dallas Cameron, NT, Miami (Fla.). 8, Eric Riley, CB, Florida State. 9, Daryl Smith, CB, North Alabama. 10a, Buddy Funck, QB, New Mexico. 10b, Ron Anderson, LB, Southern Methodist. 11, Gary Rolle, WR, Florida. 12, Dan Lynch, G, Washington State.

1986—4, Jim Juriga, G, Illinois. 5, Tony Colorito, NT, Southern California. 6a, Orson Mobley, TE, Salem College (W.V.). 6b, Mark Jackson, WR, Purdue. 7, Ray Phillips, LB, North Carolina State. 8, Bruce Klostermann, LB, South Dakota State. 9, Joe Thomas, WR, Mississippi Valley State. 10, Victor Hall, TE, Jackson State. 11, Thomas Dendy, RB, South Carolina.

1987—1, Ricky Nettiell, WR, Florida. 3, Michael Brooks, LB, Louisiana State. 4, Marc Munford, LB, Nebraska. 6, Warren Marshall, RB, James Madison. 7, Wilbur Strozier, TE, Georgia. 8, Dan Morgan, G, Penn State. 9, Bruce Plummer, CB, Mississippi State. 10, Rafe Wilkinson, LB, Richmond. 11a, Steve Roberts, DE, Washington. 11b, Tommy Neal, RB, Maryland. 12, Tyrone Braxton, CB, North Dakota State.

1988—1, Ted Gregory, NT, Syracuse. 2, Gerald Perry, T, Southern. 3, Kevin Guidry, CB, Louisiana State. 5, Corris Ervin, CB, Central Florida. 7a, Pat Kelly, TE, Syracuse. 7b, Garry Frank, G, Mississippi State. 9, Mel Farr, Jr., RB, UCLA. 10, Channing Williams, RB, Arizona. 11, Richard Calvin, RB, Washington State. 12, Johnny Carter, NT, Grambling.

MAJOR TRADES

1988

Obtained RB Tony Dorsett from Dallas in exchange for conditional 5th-1989.
Obtained rights to S Kip Corrington from Detroit in exchange for conditional undisclosed future draft choice.
Obtained DT Andrew Provenge from Atlanta in exchange for conditional undisclosed future draft choice.
Obtained 2nd-1988 (Perry) from Minnesota for 2nd-1988, 4th-1988, and 6th-1988.
Obtained 3rd-1988 (Guidry) from New Orleans for 3rd-1988 and 10th-1988.
Obtained OL Emil Slovacek from San Diego in exchange for past consideration.

1987

Obtained 10th-1988 (C. Williams) from Pittsburgh for LB Ken Woodard.
Obtained G Stefan Humphries from Chicago for P Bryan Wagner.
Obtained C/G Larry Lee from Miami for 8th-1988.

1986

Obtained 11th-1987 and undisclosed future draft choice from Los Angeles Rams in exchange for LB Steve Busick.
Obtained CB Mark Haynes from the New York Giants in exchange for 2nd-1986 and 6th-1986 (obtained from Tampa Bay), and 2nd-1987.

1985

Obtained TE Mike Barber from Los Angeles Rams in exchange for 12th-1986.
Obtained 2nd-1985 (V. Johnson) from Houston in exchange for 2nd-1985 (obtained from Tampa Bay) and 5th-1985.
Obtained 6th-1986 (Mobley) from Green Bay in exchange for QB Scott Brunner.

1984

Obtained 6th-1986 from Tampa Bay in exchange for DE Brison Manor.
Obtained rights to LB Ricky Hunley from Cincinnati for 1st and 3rd-1986, and 5th-1987.
Obtained WR Butch Johnson from Houston in exchange for 3rd-1985.
Obtained WR Dave Logan from Cleveland in exchange for 4th-1984.
Obtained QB Scott Brunner from New York Giants in exchange for 4th-1984.
Obtained 4th-1984 (Robbins) and conditional undisclosed future draft choice (2nd-1985) from Tampa Bay in exchange for QB Steve DeBerg.
Obtained TE Eason Ramson from San Francisco in exchange for 5th-1984.
Obtained LB Stan Blinks from New York Jets in exchange for 6th-1985.

1983

Obtained 5th-1985 (Hinson) from Miami in exchange for LB Larry Evans.
Obtained 8th-1984 (Hood) from Green Bay in exchange for DE Greg Boyd.
Obtained rights to QB John Elway from Baltimore for 1st-1983 (Chris Hinton), 1st-1984, and QB Mark Herrmann.

1982

Obtained 4th-1984 from New Orleans in exchange for T Kelvin Clark.
Obtained S J. T. Thomas from Pittsburgh in exchange for 8th-1983.
Obtained linebacker Robert L. Jackson from Cleveland for 6th-1982.
Obtained 4th-1982 (Plater) from Buffalo Bills in exchange for switching positions in first round of 1982 draft.

1981

Obtained QB Steve DeBerg from San Francisco for 4th-1983.
Obtained WR Wade Manning from Buffalo for 8th-1982.
Obtained future undisclosed draft choice from New Orleans for LB Rob Nairne.
Obtained RB Tony Reed from Kansas City for 3rd-1981 and 4th-1982.

1980

Obtained WR Emery Moorehead from New York Giants for 8th-1981.
Obtained RB Don Hardeman from Baltimore for 12th-1980.
Obtained CB Perry Smith from St. Louis for 8th-1980 and 10th-1981.
Obtained RB Lawrence McCutcheon from Los Angeles for 3rd-1982.
Obtained QB Matt Robinson from New York Jets for 1st-1980, 2nd-1980, and QB Craig Penrose.

1979

Obtained 8th-1980 (Coleman) from Baltimore for P Bucky Dilts.
Obtained 2nd-1980 (Jones) and 5th-1980 (Short) and 3rd-1981 (traded to Kansas City) for DE Lyle Alzado.

1978

Obtained OT Tom Neville from New England for 10th-1979.
Obtained DB Charlie West and 6th-1979 (McIntyre) for TE Bill Gay.
Obtained future undisclosed draft choice from Detroit for center Mike Montler.

1977

Obtained RB Jim Jensen from Dallas for 6th-1979.
Obtained OT Andy Maurer from San Francisco for 9th-1978.
Obtained C Mike Montler from Buffalo for 2nd-1979.
Obtained DB Bernard Jackson from Cincinnati for 3rd-1978 and 7th-1978.
Obtained QB Craig Morton from the New York Giants for QB Steve Ramsey and 5th-1978.

1976

Obtained LB Godwin Turk from New York Jets for 5th-1977.
Obtained OT Bill Bain from Green Bay for 3rd-1977.
Obtained 9th-1976 (Likso) from St. Louis for DB Jeff Severson.

1975

Obtained DB Jeff Severson from Houston for 7th-1976.
Obtained past considerations from Kansas City for TE Billy Masters.
Obtained C Phil Olsen from Los Angeles for WR Otto Stowe and 3rd-1976 and 6th-1977.
Obtained DB Clarence Ellis from Atlanta for DB Charles Greer, WR Jerry Simmons and 6th-1976.
Obtained DT Greg Marx and 5th-1975 (Rogers) from Atlanta for OG Larron Jackson.

1974

Obtained 4th-1975 (Taylor) from Kansas City for LB Tom Graham.
Obtained 10th-1975 (Englehardt) from Kansas City for OT Tom Drougas.
Obtained 3rd-1975 (Franckowiak) from New York Giants for RB Joe Dawkins.
Obtained RB Jon Keyworth from Washington for 6th-1975 and 11th-1975.
Obtained DB John Rowser from Pittsburgh for 6th-1974 and 9th-1974.

1973

Obtained LB Ray May from Baltimore for 3rd-1974 and 8th-1974.
Obtained DB Dale Hackbart from St. Louis for 10th-1974.
Obtained LB Bill Laskey from Baltimore for 7th-1974.
Obtained WR Gene Washington from Minnesota for WR Rod Sherman and 5th-1974.

1972

Obtained 3rd-1974 (Minor) and 6th-1974 (traded to Pittsburgh) from Cleveland for QB Don Horn.
Obtained WR Haven Moses from Buffalo for WR Dwight Harrison.
Obtained 3rd-1973 (Howard) from Cleveland for DE Rich Jackson.
Obtained C Bobby Maples from Pittsburgh for 6th-1973.
Obtained OT Rick Sharp from Pittsburgh for 8th-1973.
Obtained DE-OT Lloyd Voss from Pittsburgh for 5th-1973.
Obtained QB Charley Johnson from Houston for 3rd-1973.
Obtained RB Eddie Ray and 3rd-1973 (Wood) from San Diego for DT Dave Costa.
Obtained 7th-1973 (Grant) from Baltimore for TE John Mosier.
Obtained LB Al Andrews from Buffalo for LB Dave Washington.
Obtained 5th-1973 (traded to Pittsburgh) from New Orleans for LB John Huard.

1971

Obtained RB Joe Dawkins from Houston for RB Dickie Post.
Obtained OG Larron Jackson and 5th-1972 from Houston for DB Cleophus Johnson.
Obtained LB Olen Underwood from Houston for OG Bob Young.
Obtained 5th-1972 (Krieg) from Philadelphia for QB Pete Liske.
Obtained RB Dickie Post from San Diego for 2nd-1972.
Obtained QB Steve Ramsey from New Orleans for 4th-1972.
Obtained OT Roger Shoals from Detroit for LB Carl Cunningham.
Obtained QB John Stofa from Miami for 7th-1972.
Obtained DB Butch Byrd from Buffalo for 5th-1972.
Obtained DB Leroy Mitchell from Houston for DB John Charles.
Obtained DB John Charles and 4th-1972 (Graham from Minnesota for WR Al Denson).
Obtained QB Don Horn from Green Bay for DE Alden Roche and exchange of first round positions in 1972 draft.
Obtained K Jim Turner from New York Jets for K Bobby Howfield.

1970

Obtained DB Cornell Gordon from New York Jets for DB Gus Hollomon.
Obtained TE Jim Whalen from Boston for TE Tom Beer.
Obtained DB Paul Martha from Pittsburgh for C Walter Highsmith and OT Wallace Dickey.
Obtained RB Booker Edgerson from Buffalo for 5th-1972.
Obtained FB Willis Crenshaw from St. Louis for 3rd-1971.
Obtained TE Billy Masters from Buffalo for 5th-1971.
Obtained 8th-1971 (Beard) from Houston for RB Tom Smiley.
Obtained 4th-1971 (Alzado) from Boston for K Charlie Gogolak.

1969

Obtained RB Tom Smiley from Cincinnati for WR Eric Crabtree.
Obtained OT Walt Barnes from Kansas City for 8th-1970.

1968

Obtained a future draft choice from the New York Jets for DB Nemiah Wilson, later cancelled when Wilson was cut by the Jets.
Obtained 4th-1969 (Schnitker) from Kansas City for DT Curley Culp.
Obtained 3rd-1968 (Vaughan) from Kansas City for DB Goldie Sellers.
Obtained 4th-1968 from Kansas City for RB Wendell Hayes.
Obtained 6th-1969 (Williams) from Buffalo for RB Charlie Mitchell.

1967

Obtained QB Steve Tensi for 1st-1968 and 1st-1969.
Obtained OG Dick Tyson, LB Ray Scmutz, DE Rich Jackson from Oakland for WR Lionel Taylor and C Jerry Sturm.
Obtained RB Cookie Gilchrist, QB George Wilson, OG Ernie Park, and DE Earl Faison from Miami for DE Dan LaRose, LB Jerry Hopkins RB Abner Haynes, and 6th-1968.
Obtained WR Bill Cronin from Miami for DT Ray Jacobs.
Obtained DT Dave Costa from Buffalo for 4th-1968.
Obtained DT Rex Mirich and draft choice from Oakland for DB Willie Brown and QB Mickey Slaughter.

1966

Obtained 3rd-1967 (Current) and 5th-1967 (Lynch) from Miami for RB Cookie Gilchrist.
Obtained LB Archie Matsos from Oakland for RB Hewritt Dixon.

1965

Obtained RB Cookie Gilchrist from Buffalo for RB Billy Joe.
Obtained RB Abner Haynes from Kansas City for LB Jim Fraser.

1964

Obtained DT Stan Fanning and draft choice from Oakland for RB Gene Mingo.
Obtained QB Jacky Lee for two years use from Houston for 1st-1965 and DT Bud McFadin.
Obtained LB Marv Matuszak and DB Billy Atkins from Buffalo for C Walt Cudzik.
Obtained DT-K Dick Guesman, DE Ed Cooke, DT Charlie Janerette, OG Sid Fournet and LB Jim Price from New York Jets for DB Bob Zeman, LB Wahoo McDaniel, WR Gene Prebola and DT Gordy Holz.

1962

Obtained RB Bo Dickinson from Dallas for OB Carl Larpenter.
Obtained HB Bob Scarpitto, DB Bob Zeman and OE Luther Hayes from San Diego for cash.

1960

Obtained DB Goose Gonsoulin from Dallas for FB Jack Spikes.

EQUALIZATION, EXPANSION DRAFTS

1976—Expansion Draft: Broncos lost OT Mike Current and DT Bubba Bridges to Tampa Bay and DB Steve Taylor to Seattle.

1968—Expansion Draft: Broncos lost RB Cookie Gilchrist, OG Pat Matson, LB Henry Sorrell, RB Mike Kellogg and DB Lonnie Wright to Cincinnati.

1966—Expansion Draft: Broncos lost LB Tom Erlandson, DE Ed Cooke, OG Tommy Nomina and DB John McGeever to Miami.

1962—AFL Equalization Draft: Broncos obtain OG John Denvir from San Diego, OE Jerry Richardson from San Diego, QB Richie Lucas from Buffalo, DT Ike Lassiter from Dallas and HB Charles Bolden from Houston.

ALL-TIME ROSTER

Bob Adams	TE	Pacific	1975
Kenneth M. Adamson	G	Notre Dame	1960-62
Steve Alexakos	G	San Jose State	1970
Ray Alexander	WR	Florida A&M	1984
Ted Alfien	RB	Springfield College	1969
Elihu (Buddy) Allen	HB	Utah State	1961
Donald R. Allen	FB	Texas	1960
Henry Allison	T	San Diego State	1977
Vaughn S. (Buddy) Alliston	LB	Mississippi	1960
Lyle Alzado	DE	Yankton College	1971-78
David R. Ames	HB	Richmond	1961
Robert Anderson	HB	Colorado	1970-73
Mitch Andrews	TE	Louisiana State	1987
Lou Andrus	LB	Brigham Young	1967
Otis Armstrong	RB	Purdue	1973-80
LeFrancis Arnold	G-C	Oregon	1974
Mike Askea	T	Stanford	1973
Billy Atkins	DB	Auburn	1964
Frank Atkinson	DE	Stanford	1964
George Atkinson	S	Morris Brown	1979
John Ayers	G	W. Texas State	1987
Jay Backman	C	Cincinnati	1968-71
Bill Bain	T	So. California	1976, 1978
Jerry Baker	T	Tulane	1983
Mike Barber	TE	Louisiana Tech	1985
Ernie Barnes	G	No. Carolina Col.	1963-64
Walter Barnes	DE	Nebraska	1969-71
Dean Barnett	TE	Nevada (L.V.)	1983
Odell Barry	HB	Findlay	1964-65
James Barton	C	Marshall	1961-62
Rick Baska	LB	UCLA	1976-77
Norman Bass	DB	Pacific	1964
Tom Beer	TE	Houston	1967-69
Dave Behrman	C	Michigan State	1967
Kevin Belcher	T	Wisconsin	1987
Henry Bell	HB	No college	1960
Ken Bell	RB	Boston College	1986-87
Frank Bernardi	DB	Colorado	1960
Lee Bernet	T	Wisconsin	1965-66
Keith Bishop	C-G	Baylor	1980, 1982-87
Tony Boddie	RB	Montana State	1986-87
Gordon Bowdell	WR	Michigan State	1971
Walt Bowyer	DE	Arizona St.	1983-84, 1987
Greg Boyd	DE	San Diego State	1980-82
Greg Bracelin	LB	California	1980
Phil Brady	S	Brigham Young	1969
John Bramlett	LB	Memphis State	1965-66
Tyrone Braxton	DB	No. Dakota State	1987
Don Breaux	QB	McNeese State	1963
Bob Breitenstein	T	Tulsa	1965-67
Chris Brewer	RB	Arizona	1984
Marlin Briscoe	QB	Omaha	1968
John W. (Red) Brodnax	FB	Louisiana State	1960
Michael Brooks	LB	Louisiana State	1987
Boyd Brown	TE	Alcorn A&M	1974-76
Clay Brown	TE	Brigham Young	1983
Hardy Brown	LB	Tulsa	1960
Ken Brown	C	New Mexico	1979
Laron Brown	WR	Texas	1987
Willie Brown	DB	Grambling	1963-66
Sam Brunelli	G	Colorado St. Col.	1966-71
Larry Brunson	WR	Colorado	1980
Bill Bryan	C	Duke	1977-87
Steve Bryan	DE	Oklahoma	1987
Tom Buckman	TE	Texas A&M	1969
Fred Bukaty	FB	Kansas	1961
Bobby Burnett	RB	Arkansas	1969
George Burrell	S	Pennsylvania	1969
Steve Busick	LB	Southern California	1981-85
Gerry Bussell	DB	Georgia Tech	1965
Bill Butler	LB	San Fernando Valley	1970
George (Butch) Byrd	DB	Boston University	1971
Scott Caldwell	RB	Texas-Arlington	1987
Carter Campbell	DE	Weber State	1971
Larry Canada	FB	Wisconsin	1978-79, 1981
Albert R. Carmichael	HB	So. California	1960-61

ALL-TIME ROSTER (Continued)

Paul Carmichael	HB	El Camino JC	1965
Don Carothers	E	Bradley	1960
Kenneth L. Carpenter	E	Oregon State	1960
Rubin Carter	DT	Miami (Fla.)	1975-86
Tim Casey	LB	Oregon	1969
John E. Cash	E	Allen	1961-62
Tom Cassese	DB	C. W. Post	1967
Jeremiah Castille	CB	Alabama	1987
Grady Cavness	CB	Texas-El Paso	1969
Barney Chavous	DE	So. Carolina State	1973-85
Max Choboian	QB	San Fernando State	1966
Tom Cichowski	T	Maryland	1968-69
Ralph Cindrich	LB	Pittsburgh	1974
Brian Clark	T	Clemson	1982
Kevin Clark	DB	San Jose State	1987
Kelvin Clark	T	Nebraska	1979-81
Mike Clendenen	K	Houston	1987
Don Coffey	E	Memphis State	1963
Steve Coleman	DE	Delaware State	1974
Tony Colorito	NT	Southern California	1986
Darren Comeaux	LB	Arizona State	1982-86
Ed Cooke	DE	Maryland	1964-65
Mark Cooper	G/T	Miami (Fla.)	1983-87
Dave Costa	DT	Utah	1967-71
Bill Cottrell	G	Delaware Valley	1972
Larry Cox	DT	Abilene Christian	1966-68
Eric Crabtree	FL	Pittsburgh	1966-68
Gary Crane	LB	Arkansas State	1969
Willis Crenshaw	FB	Kansas State	1970
Ken Criter	LB	Wisconsin	1969-74
Ed Cummings	LB	Stanford	1965
Carl Cunningham	LB	Houston	1967-70
Mike Current	T	Ohio State	1967-75
Eldon V. Danenhauer	T	Pittsburg (Kan.)	1960-65
William A. Danenhauer	E	Emporia College	1960
Dick Davis	RB	Nebraska	1970
Jack T. Davis	T	Arizona	1960
Marvin Davis	DT	Wichita State	1966
Joe Dawkins	RB	Wisconsin	1971-73
Albert E. Day	T	Eastern Michigan	1960
Steve DeBerg	QB	San Jose State	1981-83
Rick Dennison	LB	Colorado State	1982-87
Al Denson	FL	Florida A&M	1964-70
John Denvir	G	Colorado	1962
Wallace Dickey	T	S.W. Texas State	1968-69
Richard L. (Bo) Dickinson	FB	So. Mississippi	1962-63
Doug (Bucky) Dilts	P	Georgia	1977-78
Hewritt Dixon	FB-TE	Florida A&M	1963-65
Zachary Dixon	RB	Temple	1979
Joe DiVito	QB	Boston College	1968
Kirk Dodge	LB	Nevada-Las Vegas	1987
Jack Dolbin	WR	Wake Forest	1975-79
Tom Domres	DT	Wisconsin	1971-72
Richard A. (Skip) Doyle	HB	Ohio State	1960
Tom Drougas	T	Oregon	1974
Joe Dudek	RB	Plymouth State	1987
Rick Duncan	K	Eastern Montana	1967
Myron Dupree	CB	N.C. Central	1983
Pete Duranko	DE	Notre Dame	1967-70, 72-74
Booker Edgerison	CB	Western Illinois	1970
Ron Egloff	TE	Wisconsin	1977-83
Jim Elfrid	LB	Colorado State	1961
John Elway	QB	Stanford	1983-87
John Embree	WR	Compton JC	1969-70
George Hunter Enis	QB	Texas Christian	1962
John P. Epperson	E	Adams State	1960
Thomas D. Erlandson	LB	Washington State	1962-65
Mike Ernst	QB	Cal-Fullerton	1972
Terry Erwin	HB	Boston College	1968
Jay Dale Evans	HB	Kansas City	1961
Larry Evans	LB	Mississippi College	1976-82
Stan Fanning	DE	Idaho	1964
Miller Farr	DB	Wichita State	1965
Steve Fitzhugh	DB	Miami-Ohio	1987
Billy Ray Fletcher	E	Memphis State	1966
Simon Fletcher	DE	Houston	1985-87

ALL-TIME ROSTER (Continued)

Steve Foley	DB	Tulane	1976-86
Garrett Ford	FB	West Virginia	1968
Fred Forsberg	LB	Washington	1968, 70-73
Jason Franci	E	Santa Barbara	1966
Mike Franckowiak	RB	Central Michigan	1975-76
James G. Fraser	LB-P	Wisconsin	1962-64
Al Frazier	HB	Florida A&M	1961-63
Mike Freeman	G	Arizona	1984, 1986-87
George Gaiser	T	Southern Methodist	1968
Bob Gaiters	HB	New Mexico State	1963
Scott Garnett	NT	Washington	1984
Drake Garrett	DB	Michigan State	1968-70
Charles E. Gavin	DE	Tennessee State	1960-63
Bob Geddes	LB	UCLA	1972
Jack Gehrke	WR	Utah	1971
Ralph Giacommaro	P	Penn State	1987
Freddie Gilbert	DE	Georgia	1986-87
Cookie Gilchrist	FB	No college	1965, 1967
Scotty Glacken	QB	Duke	1966-67
Glenn Glass	DB	Tennessee	1966
Tom Glassic	G	Virginia	1976-83
George Goeddeke	G	Notre Dame	1967-72
Austin (Goose) Gonsoulin	DB	Baylor	1960-66
John Gonzaga	G	No college	1966
Brian Goodman	G	UCLA	1975
Harvey Goodman	G	Colorado	1976
Cornell Gorden	CB	No. Carolina A&T	1970-72
Sam Graddy	WR	Tennessee	1987
Randy Gradishar	LB	Ohio State	1974-83
Tom Graham	LB	Oregon	1972-74
John Grant	DT-DE	So. California	1973-79
Marsharne Graves	T	Arizona	1984
Charles Greer	DB	Colorado	1968-74
James D. Greer	E	Elizabeth City State	1960
John Griffin	HB	Memphis State	1964-66
Bill Groman	HB-E	Heidelberg	1963
Dick Guesman	T-K	West Virginia	1964
Donald Gulseth	LB	North Dakota	1966
Melwood N. (Buzz) Guy	G	Duke	1961-62
Dale Hackbart	S	Wisconsin	1973
Joey Hackett	TE	Elon College	1986
Mike Haffner	E	UCLA	1968-70
Steve Haggerty	DB	Colorado	1975
Wayne Hammond	DT	Montana State	1976
Billy Hardee	DB	Virginia Tech	1976
Mike Harden	CB/S	Michigan	1980-87
Archie Harris	OL	William and Mary	1987
Tony Harris	WR	Toledo	1972
Dwight Harrison	WR	Texas A&I	1971-72
Maurice Harvey	DB	Ball State	1978, 1980
Johnny Ray Hatley	T	Sul Ross State	1960
Arthur A. Hauser	T	Xavier	1961
Wendell Hayes	HB	Humboldt State	1965-67
Abner Haynes	HB	North Texas State	1965-66
Mark Haynes	CB	Colorado	1986-87
Alfred Haywood	RB	Bethune-Cookman	1975
Jerry Hendren	WR	Idaho	1970
Gary Henson	E	Colorado	1964
Lonnie Hepburn	CB	Texas Southern	1974
George W. Herring	QB-P	So. Mississippi	1960-61
Mark Herrmann	QB	Purdue	1981-82
Bo Hickey	FB	Maryland	1967
Walter Highsmith	C	Florida A&M	1968-69
Jack Hill	HB	Utah State	1961
George Hoey	DB	Michigan	1975
John Hoffman	DE	Hawaii	1972
John Hohman	G	Wisconsin	1965-66
Gus Holloman	DB	Houston	1968-69
Shawn Hollingsworth	T	Angelo St.	1983
Gordon Holz	DT	Minnesota	1960-63
Winford Hood	G/T	Georgia	1984-87
Jerry Hopkins	LB	Texas A&M	1963-66
Mike Horan	P	Long Beach State	1986-87
Don Horn	QB	San Diego State	1971-72
Paul Howard	G	Brigham Young	1973-75, 1977-86
Bobby Howfield	K	No college	1968-70

ALL-TIME ROSTER (Continued)

John Huard	LB	Maine	1967-69
Robert Hudson	LB	Clemson	1960-61
John Hufnagel	QB	Penn State	1974-75
Bob Humphreys	K	Wichita State	1967-68
Stefan Humphries	G	Michigan	1987
Ricky Hunley	LB	Arizona	1984-87
Daniel Hunter	CB	Henderson State	1985-86
Glenn Hyde	G-T	Pittsburgh	1976-81, 1984-85
Martin Imhof	DE	San Diego State	1976
Jerry Inman	DT	Oregon	1966-71, 73
Bernard Jackson	DB	Washington State	1977-80
Larron Jackson	G	Missouri	1971-74
Mark Jackson	WR	Purdue	1986-87
Richard Jackson	DE	Southern	1967-72
Roger Jackson	DB	Bethune-Cookman	1982-85, 1987
Tom Jackson	LB	Louisville	1973-86
Frank Jackunas	C	Detroit	1963
Ray Jacobs	DT	Howard Payne	1963-66
Charlie Janerette	DT	Penn State	1964-65
Tom Janik	DB-P	Texas A&I	1963-64
Pete Jaquess	DB	E. New Mexico	1967-70
Jim Jensen	RB	Iowa	1977, 1979-80
William Jessup	E	Southern California	1960
Eugene Jeter	LB	Arkansas AM&N	1965-67
William (Billy) Joe	FB	Villanova	1963-64
Butch Johnson	WR	Cal-Riverside	1984-85
Charley Johnson	QB	New Mexico State	1972-75
Earl Johnson	DB	South Carolina	1987
Vance Johnson	WR	Arizona	1985-87
Tim Joiner	LB	Louisiana State	1987
Calvin Jones	CB	Washington	1973-76
David Jones	DB	Texas	1987
Daryll Jones	OL	Georgia	1987
Henry Jones	RB	Grambling	1969
Jimmy Jones	WR	Wisconsin	1968
Leonard Jones	DB	Texas Tech	1987
Rulon Jones	DE	Utah State	1980-87
Larry Jordan	E-LB	Youngstown	1962-64
Donald G. Joyce	E	Tulane	1962
Larry Kaminski	C	Purdue	1966-73
Bob Kampa	DT	California	1974
Ken Karcher	QB	Tulane	1987
Rich Karlis	K	Cincinnati	1982-87
Keith Kartz	T	California	1987
Clarence Kay	TE	Georgia	1984-87
Bill Keating	DT	Michigan	1966-67
Mike Kellogg	FB	Santa Clara	1966-67
Jon Keyworth	RB	Colorado	1974-80
Jim Klick	RB	Wyoming	1976-77
Donald W. King	E	Kentucky	1960
Vince Kinney	WR	Maryland	1978-79
Bruce Klostermann	LB	So. Dakota State	1987
Jeff Knapple	QB	Northern Colorado	1980
Mike Knox	LB	Nebraska	1987
Robert E. Konovsky	E	Wisconsin	1961
Greg Kragen	NT	Utah State	1985-87
Jim Krieg	WR	Washington	1972
Gary Kroner	K	Wisconsin	1965-67
Ray Kubala	C	Texas A&M	1964-67
Gary Kubiak	QB	Texas A&M	1983-87
Frank W. Kuchta	C	Notre Dame	1960
Aaron Kyle	DB	Wyoming	1980-82
Ron Lamb	FB	South Carolina	1968
Gordon Lambert	LB	Tennessee-Martin	1968-69
Patsy C. Lamberti, Jr.	LB	Richmond	1961
Gene Lang	RB	Louisiana State	1984-87
Ken Lanier	T	Florida State	1981-87
Dan LaRose	DE	Missouri	1966
Carl James Larpenter	G	Texas	1960-61
Bill Larson	TE	Colorado State	1980
Bill Laskey	LB	Michigan	1973-74
Isaac T. Lassiter	E	St. Augustine	1962-64
Kit Lathrop	DE	Arizona State	1979

ALL-TIME ROSTER (Continued)

Don Latimer	DT	Miami (Fla.)	1978-83
Jim Leclair	QB	C. W. Post	1967-68
Roger LeClerc	C	Trinity (Conn.)	1967
Jacky Lee	QB	Cincinnati	1964-65
Larry Lee	C/G	UCLA	1987
Max Leetzow	DE	Idaho	1965-66
Mike Lemon	LB	Kansas	1975
Jack Lentz	S	Holy Cross	1967-68
Darrell Lester	FB	McNeese State	1965-66
Herman Lewis	DE	Virginia Union	1968
Tony Lilly	S	Florida	1984-87
Hub Lindsey	HB	Wyoming	1968
Pete Liske	QB	Penn State	1969-70
Floyd Little	HB	Syracuse	1967-75
Bill Lobenstein	DL	Wisconsin-Whitewater	1987
Kerry Locklin	TE	New Mexico State	1987
Dave Logan	WR	Colorado	1984
Tim Lucas	LB	California	1987
Tommy Luke	LB	Mississippi	1968
Fran Lynch	HB	Hofstra	1967-75
Tom Lyons	G	Georgia	1971-76
Rob Lytle	TE/RB	Michigan	1977-83
Dan MacDonald	LB	Idaho State	1987
Warren Marshall	RB	James Madison	1987
Ernest G. (Pete) Mangum	LB	Mississippi	1960
Wade Manning	WR	Ohio State	1981-82
Brison Manor	DE	Arkansas	1977-84
Bobby Maples	C	Baylor	1972-78
Charles E. Marshall	HB	Oregon State	1962
Paul Martha	S	Pittsburgh	1970
Rick Massie	WR	Kentucky	1987
Billy Masters	TE	Louisiana State	1970-74
Pat Matson	G	Oregon	1966-67
Archie Matsos	LB	Michigan State	1966
Jack Mattox	T	Fresno State	1961-62
Marv Matuszak	LB	Tulsa	1964
Andy Maurer	T	Oregon	1977
Dean May	QB	Louisville	1987
Ray May	LB	So. California	1973-75
Brendan McCarthy	FB	Boston College	1968-69
John McCormick	QB	Massachusetts	1963, 65-66, 68
Robert V. McCullough	G	Colorado	1962-65
Lawrence McCutcheon	RB	Colorado State	1980
Ed (Wahoo) McDaniel	LB	Oklahoma	1961-63
Orlando McDaniel	WR	Louisiana State	1982
Lewis B. (Bud) McFadin	DT	Texas	1960-63
John McGeever	DB	Auburn	1962-65
Keli McGregor	TE	Colorado State	1985
Monte McGuire	QB	Texas Tech	1987
Bill McKoy	LB	Purdue	1970-72
Ron McLean	DL	Cal-State-Fullerton	1987
James R. McMillin	DB	Colorado State	1960-62, 1964-65
Robert McNamara	HB	Minnesota	1960-61
Karl Mecklenburg	LB/DE	Minnesota	1983-87
Mark Merrill	LB	Minnesota	1981-82
Bobby Micho	RB/TE	Texas	1986-87
Eugene Mingo	HB-K	No college	1960-64
Claudia Minor	T	San Diego State	1974-82
Tommy Earl Minter	HB	Baylor	1962
Dean Miraldi	T	Utah	1985
Rex Mirich	DE	Northern Arizona	1967-69
Alvin Mitchell	S-WR	Morgan State	1970
Charlie Mitchell	HB	Washington	1963-67
Leroy Mitchell	CB	Texas Southern	1971-73
Orson Mobley	TE	Salem College (W.V.)	1986-87
Marv Montgomery	T	So. California	1971-76
Randy Montgomery	CB	Weber State	1971-73
Mike Montler	C	Colorado	1977
Alex Moore	HB	Norfolk State	1968
Bob Moore	TE	Stanford	1978
Leroy Moore	DE	Fort Valley (Ga.)	1964-65
Randy Moore	DT	Arizona State	1976
Emery Moorehead	WR-RB	Colorado	1980
Craig Morton	QB	California	1977-82

ALL-TIME ROSTER (Continued)

Haven Moses	WR	San Diego State	1972-81
John Mosier	TE	Kansas	1971
Bobby Moten	TE	Bishop College	1968
Marc Munford	LB	Nebraska	1987
Wilbur Myers	S	Delta State	1983
Jesse Myles	RB	Louisiana State	1983-84
Chip Myrtle	LB	Maryland	1967-72
Rob Nairne	LB	Oregon State	1977-80
Ricky Nattiel	WR	Florida	1987
Tom Neville	T	Mississippi State	1978
Ron Nery	E	Wisconsin	1963
Lee (Mike) Nichols	C	Arkansas A&M	1960-61
John Nocera	LB	Iowa	1963
Tom Nomina	T	Miami (Ohio)	1963-65
Ben Norman	RB	Colorado State	1980
Chris Norman	P	So. Carolina	1984-86
Philip H. Nugent	HB	Tulane	1961
Tom Oberg	S	Portland State	1968-69
Riley Odoms	TE	Houston	1972-83
Phil Olsen	C	Utah State	1975-76
Harold Olson	T	Clemson	1963-64
John Olszewski	FB	California	1962
Jim O'Malley	LB	Notre Dame	1973-75
Chris Pane	DB	Chico State	1976-79
Ernie Park	G	McMurry State	1967
Charlie Parker	G	So. Mississippi	1965
Don Parish	LB	Stanford	1972
Rick Parros	RB	Utah State	1981-84
Al Pastrana	QB	Maryland	1969-70
Russell Payne	TE	Appalachian State	1987
Jack Peavoy	OL	Troy State	1987
Craig Penrose	QB	San Diego State	1976-79
James W. Perkins	T	Colorado	1962-64
Lonnie Perrin	RB	Illinois	1976-78
Anton Peters	T	Florida	1963
Lyle Pickens	DB	Colorado	1987
John Pitts	S	Arizona State	1973-75
Dave Pivec	TE	Notre Dame	1969
Bruce Plummer	DB	Mississippi State	1987
Bobby Ply	DB	Baylor	1967
Nathan Poole	RB	Louisville	1982-83, 1985, 1987
Dickie Post	RB	Houston	1971
Randy Pottl	DB	Stanford	1975-77
Eugene Prebora	E	Boston University	1961-63
Steve Preece	S	Oregon State	1972
Dave Preston	HB	Bowling Green	1978-83
Luke Prestridge	P	Baylor	1979-83
James Price	LB	Auburn	1964
Errol Prisby	DB	Cincinnati	1967
John J. Pyeatt	HB	No college	1960
Frank Quayle	RB	Virginia	1969
Bruce Radford	DE	Grambling	1979
Steve Ramsey	QB	North Texas State	1971-76
Leo T. Reed	T	Colorado State	1961
Tony Reed	RB	Colorado	1981
Dan Remsberg	T	Abilene Christian	1986-87
Randy Rich	DB	New Mexico	1977
Bob Richardson	DB	UCLA	1966
Frank Richter	LB	Georgia	1967-69
Larry Riley	DB	Salem College (W.V.)	1977
Joe Rizzo	LB	Merchant Marines	1974-80
Randy Robbins	DB	Arizona	1984-87
Matt Robinson	QB	Georgia	1980
Alden Roche	DE	Southern University	1970
William E. Roehnell	LB	Bradley	1961-62
Stan Rogers	T	Maryland	1975
David S. Rolle	FB	Oklahoma	1960-61
Albert Romine	HB	Florence State	1960
Oliver Ross	RB	Alabama A&M	1973-75
Tobin Rote	QB	Rice	1966
Justin D. Rowland	HB	Texas Christian	1962
John Rowser	DB	Michigan	1974-76
Martin Rudolph	DB	Arizona	1987
Darryl Russell	DB	Appalachian State	1987

ALL-TIME ROSTER (Continued)

Jim Ryan	LB	William and Mary	1979-87
Tom Rychlec	E	American International	1963
George Saimes	S	Michigan State	1970-72
Clint Sampson	WR	San Diego State	1983-86
John Sawyer	TE	So. Mississippi	1983-84
Ron Sbranti	LB	Utah State	1966
Robert Scarpitto	WR-P	Notre Dame	1962-67
Carl Schaukowitch	G	Penn State	1975
Steve Schindler	G	Boston College	1977-78
Mike Schnitker	G	Colorado	1969-74
John Schultz	WR	Maryland	1976-78
Lew Scott	DB	Oregon State	1966
James H. Sears	HB	So. California	1960-61
Goldie Sellers	DB	Grambling	1966-67
Jeff Severson	DB	Long Beach State	1975
Steve Sewell	RB	Oklahoma	1985-87
Don Shackelford	G	Pacific	1964
Rick Sharp	T	Washington	1972
George H. Shaw	QB	Oregon	1962
Rod Sherman	WR	Southern California	1972
Roger T. Shoals	T	Maryland	1971
Laval Short	DT	Colorado	1980
Jerry Simmons	WR	Bethune-Cookman	1971-74
Leon Simmons	LB	Grambling	1963
Mike Simone	LB	Stanford	1972-74
Jack M. Simpson	LB	Mississippi	1961
John Sklopan	HB	So. Mississippi	1963
Milton (Mickey) Slaughter	QB	Louisiana Tech	1963-66
Tom Smiley	RB	Lamar Tech	1969
Aaron Smith	LB	Utah State	1984
Art Smith	LB	Hawaii	1980
Daniel Eugene Smith	HB	Northeast Oklahoma	1961
Dennis Smith	DB	Southern California	1981-87
Don Smith	G	Florida A&M	1967
Ed Smith	DE	Colorado College	1973-75
Harold Smith	T	UCLA	1960
Hugh B. Smith	E	Kansas	1962
James Smith	S	Utah State	1969
Matt Smith	LB	West Virginia	1987
Paul Smith	DT-DE	New Mexico	1968-78
Perry Smith	DB	Colorado State	1980-81
Willie Smith	G	Michigan	1960
Matt Snorton	TE	Michigan State	1964
Roland Solomon	CB	Utah	1981
Henry Sorrell	LB	Chattanooga	1967
Rich Stachowski	DE/NT	California	1983
Jerry N. Stalcup	LB	Wisconsin	1961-62
Scott Stankavage	QB	North Carolina	1984, 1986
Bruce Starling	HB	Florida	1963
Larry Steele	P	Santa Rosa	1974
Fred Steinfort	K	Boston College	1979-81
James E. Stinnette	FB-LB	Oregon State	1961-62
Jesse Stokes	DB	Corpus Christi	1968
Don E. Stone	FB	Arkansas	1961-64
Otto Stowe	WR	Iowa State	1974
Robert J. Stransky	HB	Colorado	1960
David Strickland	T-G	Memphis State	1960
Dave Studdard	T	Texas	1979-87
Jerry G. Sturm	C-T-G	Illinois	1961-66
Don Summers	TE	Boise State	1984-85
Jim Summers	DB	Michigan State	1967
Shane Swanson	WR	Nebraska	1987
Neal Sweeney	FL	Tulsa	1967
Bob Swenson	LB	California	1975-79, 1981-83
Gene Sykes	DB	Louisiana State	1967
George Tarasovic	DE	Louisiana State	1967
Jerry L. Tarr	E	Oregon	1962
Lionel T. Taylor	E	New Mexico Highlands	1960-66
Steve Tensi	QB	Florida State	1967-70
Jim Thibert	LB	Toledo	1965
Earlie Thomas	DB	Colorado State	1975
J. T. Thomas	S	Florida State	1982
Zach Thomas	WR/PR	S. California State	1983-84
Arland Thompson	G	Baylor	1980
Bill Thompson	DB	Maryland State	1969-81

ALL-TIME ROSTER (Continued)

Jim Thompson	DT	Southern Illinois	1965
Robert Thompson	WR	Youngstown State	1987
Dave Tobey	LB	Oregon	1968
Andre Townsend	DE/NT	Mississippi	1984-87
Jerry Traynham	HB	Southern California	1961
Steve Trimble	DB	Maryland	1981-83
Frank Tripucka	QB	Notre Dame	1960-63
Jeff Tupper	DL	Oklahoma	1987
Godwin Turk	LB	Southern Univ.	1976-78
Clem Turner	RB	Cincinnati	1970-72
Jim Turner	K	Utah State	1971-79
Maurice Tyler	S	Morgan State	1973-74
Richard Tyson	G	Tulsa	1967
Keith Uecker	T	Auburn	1982-83
Rick Upchurch	WR	Minnesota	1975-83
Olen Underwood	LB	Texas	1971
Bill Van Heusen	WR-P	Maryland	1968-76
Bob Vaughan	G	Mississippi	1968
Lloyd Voss	T	Nebraska	1972
Bob Wade	CB	Morgan State	1970
Clarence Walker	HB	Southern Illinois	1963
Dave Washington	LB	Alcorn A&M	1971
Dave Washington	E	Southern California	1968
Gene Washington	WR	Michigan State	1973
Steve Watson	WR	Temple	1979-87
Norris Weese	QB	Mississippi	1976-79
Theodore A. Wegert	FB	No college	1961
Jack Weil	P	Wyoming	1986
Bill West	CB	Tennessee State	1972
Charlie West	DB	UTEP	1978-79
Willie West	DB	Oregon	1964
Max Wettstein	E	Florida State	1966
Jim Whalen	TE	Boston College	1970-71
Andre White	TE	Florida A&M	1967
Jim White	DE	Colorado State	1976
Gerald Willhite	RB	San Jose State	1982-87
Harold Williams	HB	Miami (Ohio)	1961
Wandy Williams	RB	Hofstra	1969-70
Nemiah Wilson	DB	Grambling	1965-67
Steve Wilson	CB	Howard	1982-87
Sammy Winder	RB	Southern Mississippi	1982-87
Bryant Winn	LB	Houston	1987
Malcolm Richard Wood	QB	Auburn	1962
Ken Woodard	LB	Tuskegee Institute	1982-86
Ray Woodard	DE	Texas	1987
James Earl Wright	HB	Memphis State	1964
Jim Wright	TE	Texas Christian	1980-85
Lonnie Wright	DB	Colorado State	1966-67
Louis Wright	CB	San Jose State	1975-86
William G. Yelverton	E	Mississippi	1960
Joseph A. Young	E	Arizona	1960-61
Robert Young	G	Howard Payne	1966-70
E. Robert Zeman	DB	Wisconsin	1962-63

Schools Represented

Colorado 20, Wisconsin 16, Southern California 13, Colorado State 12, Maryland 11, Oregon 11, Louisiana State 10, Utah State 10, Arizona 9, California 8, Georgia 8, Houston 8, Michigan 8, Michigan State 8, Mississippi 8, Notre Dame 8, San Diego State 8, Stanford 8, Texas 8, Baylor 7, Boston College 7, Florida A&M 7, UCLA 7, Grambling 6, Memphis State 6, Nebraska 6, Oregon State 6, Southern Mississippi 6, Washington 6, Arizona State 5, Auburn 5, Minnesota 5, Oklahoma 5, Penn State 5, Purdue 5, San Jose State 5, Tulane 5, Tulsa 5, Brigham Young 4, Florida 4, Florida State 4, Kansas 4, Ohio State 4, Pittsburgh 4, Texas A&M 4, Utah 4, Wyoming 4, 17 with three each, 37 with two each, 98 with one each. Seven players did not attend college.

Service

FOURTEEN YEARS — Tom Jackson 1973-86.

THIRTEEN YEARS — Barney Chavous 1973-85; Paul Howard 1973-75, 1977-86; Bill Thompson 1969-81.

TWELVE YEARS — Ruben Carter 1975-86; Riley Odoms 1972-83; Louis Wright 1975-86.

ELEVEN YEARS — Billy Bryan 1977-87; Steve Foley 1976-86; Paul Smith 1968-78.

TEN YEARS — Randy Gradishar 1974-83; Haven Moses 1972-81.

NINE YEARS — Mike Current 1967-75; Floyd Little 1967-75; Fran Lynch 1967-75; Claudie Minor 1974-82; Jim Ryan 1979-87; Dave Studdard 1979-87; Jim Turner 1971-79; Rick Upchurch 1975-85; Billy Van Heusen 1968-76; Steve Watson 1979-87.

EIGHT YEARS — Lyle Alzado 1971-78; Otis Armstrong 1973-80; Tom Glassic 1976-83; Mike Harden 1980-87; Glenn Hyde 1976-81, 1984-85; Rulon Jones 1980-87; Larry Kaminski 1966-73; Brison Manor 1977-84; Bob Swenson 1975-79, 1981-83.

SEVEN YEARS — Al Denson 1964-70; Pete Duranko 1967-70, 1972-74; Ron Egloff 1977-83; Larry Evans 1976-82; Goose Gonsoulin 1960-66; John Grant 1973-79; Charles Greer 1968-74; Jerry Inman 1966-71; Jon Keyworth 1973-79; Ken Lanier 1981-87; Rob Lytle 1977-83; Bobby Maples 1972-78; Joe Rizzo 1974-80; Dennis Smith 1981-87; Lionel Taylor 1960-66.

SIX YEARS — Sam Brunelli 1966-71; Ken Criter 1969-74; Eldon Danenhauer 1960-65; Rick Dennison 1982-87; George Goeddeke 1967-72; Richard Jackson 1967-72; Rich Karlis 1982-87; Don Latimer 1978-83; Tommy Lyons 1971-76; Marv Montgomery 1971-76; Craig Morton 1977-82; Chip Myrtle 1967-72; Dave Preston 1978-83; Steve Ramsey 1971-76; Bob Scarpitto 1962-67; Mike Schnitker 1969-74; Jerry Sturm 1961-66; Gerald Willhite 1982-87; Sammy Winder 1982-87.

BRONCOS IN HALL OF FAME

The Denver Broncos are represented in the Pro Football Hall of Fame by three individuals, including a former player, a former coach, and a former administrator.

Fred Gehrke, who was the Broncos' General Manager for four years (1977-1980) and a member of the team's staff for 16 years, was the first winner of the Hall of Fame's Pioneer award in 1972.

Gehrke, as a Los Angeles Rams' halfback in 1948, painted golden rams' horns on his team's helmets and thus started the trend toward today's colorful, uniquely-decorated helmets worn by all NFL teams.

Cornerback Willie Brown, inducted into the Hall of Fame in 1984, played for the Broncos from 1963-66 and was named All-American Football League in 1964, a season in which he intercepted nine passes, including a team-record four in one game (vs. New York, 11/15/64).

Doak Walker, who was the Broncos' receivers coach in 1966, was inducted into the Hall in 1986 on the basis of his brilliant six-year career (1950-55) with the Detroit Lions.

The Pro Football Hall of Fame is located in Canton, Ohio.

HISTORICAL HIGHLIGHTS

1959

AUGUST 14—First American Football League organizational meeting held in Chicago. Denver, with Bob Howsam as its principal owner, named as a charter member along with New York, Dallas, Los Angeles, Minneapolis and Houston. **NOVEMBER 22**—First player selection draft held through 32 rounds. Denver's first pick is Roger LeClerc, center, Trinity. **DECEMBER 1**—Dean Griffing named general manager of the Broncos.

1960

JANUARY 1—Frank Filchock named first head coach of the Broncos. **JANUARY 30**—Denver placed in AFL's western division with Dallas, Oakland and Los Angeles. **JULY**—First Bronco training camp opens at Colorado School of Mines. **SEPTEMBER 9**—After losing all five pre-season games, the Broncos become the first AFL victor when they defeat the Patriots in Boston in history's first AFL game, 13-10. Attendance—21,597. **OCTOBER 2**—Broncos play first home game in Bears Stadium, defeat Oakland, 31-24, before crowd of 18,372. **DECEMBER**—Offensive End Lionel Taylor, Defensive Tackle Bud McFadin and Safety Goose Gonsoulin all named to first official all-AFL team.

1961

MAY 26—Bob and Lee Howsam, original principal owners of the Broncos, sell their stock to a new syndicate headed by Cal Kunz and Gerry Phipps. **JUNE 1**—Cal Kunz named president and operating head of Empire Sports. **DECEMBER**—Lionel Taylor sets professional record with 100 pass receptions for season. Taylor and Bud McFadin named to all-AFL team. **DECEMBER**—Frank Filchock released as Broncos head coach.

1962

FEBRUARY 1—Jack Faulkner hired as Broncos head coach. **JULY 1**—Dean Griffing released as Broncos general manager. Faulkner named to dual post as head coach and general manager. **JULY**—Public burning ceremony of Broncos' notorious vertically striped socks at Broncos' intra-squad game. **DECEMBER**—Jack Faulkner named coach of the year in AFL. Gene Mingo set professional field goal record of 27 in a season. Eldon Danenhauer, Lionel Taylor, Goose Gonsoulin and Bob Zeman named to the official all-AFL team.

1963

DECEMBER—Billy Joe named AFL rookie of the year. Goose Gonsoulin only Bronco to make the all-AFL team. Lionel Taylor wins fourth straight pass receiving title.

1964

JANUARY—Broncos and Jets complete historic nine-player trade, largest ever made in the AFL. Broncos send Gene Prebola, Wahoo McDaniel, Gordy Holz and Bob Zeman to Jets for Dick Guesman, Ed Cooke, Charlie Janerette, Jim Price and Sid Fournet. **OCTOBER 4**—Jack Faulkner released as head coach. **OCTOBER 5**—Mac Speedie accepts appointment as interim head coach. **DECEMBER 12**—Mac Speedie named head coach. **DECEMBER**—Jim Fraser wins third straight punting title. Willie Brown named to all-AFL team.

1965

FEBRUARY 15—Gerald and Allan Phipps purchase 52 percent of the stock of Empire Sports, thus giving them virtually 100 percent ownership and saving the Bronco franchise for Denver. **MARCH 5**—Record sale of 941 season tickets in one day. **APRIL 1**—Season ticket drive goal of 20,000 sales reached. Figure to reach 22,000 by May 1. **MAY 17**—Allan Phipps named president of Empire Sports, Inc. Gerry Phipps re-named Chairman of the Board. **MAY 29**—Jim Burris, Bears general manager, named executive vice-president of Empire Sports. **DECEMBER 12**—Lionel Taylor makes the 500th catch of his career in game against Boston to become the first AFL player to top this figure. **DECEMBER**—Tackle Eldon Danenhauer, Split End Lionel Taylor and Fullback Cookie Gilchrist named to the all-AFL team. Lionel Taylor wins fifth pass receiving crown and Abner Haynes wins league kickoff return championship.

HISTORICAL HIGHLIGHTS (Continued)

1966

JUNE 8—Merger of American and National Leagues announced. **SEPTEMBER 19**—Ray Malavasi named Head Coach of the Broncos. **DECEMBER**—John Bramlett, Goose Gonsoulin, Bob Scarpitto and Jerry Sturm chosen to play in AFL All-Star contest in January. **DECEMBER 19**—Lou Saban signs a 10-year contract as General Manager and Head Coach of the Denver Broncos.

1967

MARCH 1—Broncos move to new suburban executive offices with adjacent practice field and locker room facilities for both pre-season and regular season training. **MARCH 7**—Metropolitan Denver voters turn down stadium bond issue, but Bronco fans immediately organize for fund raising drive to improve Bears Stadium and keep Broncos in Denver. **MAY 17**—Floyd Little, Denver's No. 1 draft choice, signs with Broncos. Little becomes the first No. 1 choice to sign with Denver in the history of the club. **AUGUST 5**—Broncos defeat Detroit Lions 13-7 in pre-season game at DU for AFL's first win over the NFL. **AUGUST 15**—Quarterback Steve Tensi acquired from San Diego for first round draft choices in both 1968 and 1969. **DECEMBER**—Floyd Little paces AFL in punt returning with a 16.9 average. Bob Scarpitto repeats as punt leader with a 44.9 norm. Flanker Al Denson selected All-League in player balloting.

1968

JANUARY—Flanker Al Denson, defensive tackle Dave Costa, center Larry Kaminski and cornerback Nemiah Wilson participate in AFL All-Star game. Lou Saban and staff coach the West stars. **FEBRUARY**—Civic drive to raise \$1.8 million ends successfully and City of Denver receives stadium as a gift after purchase of the facility from Empire Sports, Inc. by non-profit group. Construction begins on 16,000 seat upper deck that will raise capacity to 50,000 for 1968 season. **SEPTEMBER 21**—Broncos move into new administrative building at 5700 Logan Street. **DECEMBER 14**—Bears Stadium is officially re-named Denver Mile High Stadium.

1969

JANUARY 19—Dave Costa, Rich Jackson and Floyd Little participate in AFL All-Star Game in Jacksonville, Florida. **DECEMBER**—Floyd Little and Rich Jackson named to first team All League. **DECEMBER**—Bill Thompson (rookie) tops AFL list in punt and kickoff returns, the first player in pro football history to ever hold both titles.

1970

JANUARY 17—Rich Jackson, Dave Costa, Floyd Little, Mike Current and George Goeddeke play in All-Star game on West team. **SEPTEMBER**—Season ticket sale hits record number of 43,584. **DECEMBER 20**—Floyd Little gains 44 yards to win American Conference rushing title with 901 yards. It was first rushing crown and first season Little played in all 14 games.

1971

JANUARY—Richard Jackson named to official National Football League all-star team. **JANUARY**—Richard Jackson and Floyd Little make starting lineups for American Conference in first AFC-NFC Pro Bowl game. **MAY 12**—Broncos stop sale of season tickets at record 47,500. **OCTOBER 24**—Denver coach Lou Saban and Broncos down Cleveland 27-0. It was first time Browns were shut-out since 1952. It was also to be Saban's last victory as Bronco coach. **NOVEMBER 17**—Lou Saban resigns as head coach of Broncos, a position he had held for five years. Offensive line coach Jerry Smith is named interim head coach. Saban, in December, resigns as General Manager to return to Buffalo Bills as head coach. **DECEMBER 19**—Floyd Little compiles 79 yards against Raiders in Oakland to finish as pro football's top runner with 1,133 yards. Little also becomes first Bronco to rush for more than 1,000 yards in a season.

1972

JANUARY 5—John Ralston, successful head coach at Stanford, is announced as Denver's new head coach. He later adds the title of General Manager. **MARCH 16**—For the first time in the history of Denver professional football, there will be no public sale of season tickets, it is reported. Season ticket holders renewed 46,500 of the 47,500 available season

HISTORICAL HIGHLIGHTS (Continued)

tickets, and further exercised their option for 8,000 additional tickets. **APRIL 5**—Long-time Rocky Mountain Empire Sports employee Earl Hartman dies of cancer. Hartman was Treasurer of Empire Sports and Business Manager of the Broncos at the time of his death.

1973

MARCH 3—Season ticket holders renew 47,800 of 48,000 season tickets to assure Denver again of having no public sale of season ducats. **OCTOBER 14**—Charley Johnson also becomes the 18th quarterback in pro football history to go over 20,000 yards lifetime as he connects for 214 yards plus three TDs to Haven Moses in a 48-20 win at Houston. **OCTOBER 22**—With "Orange Monday" banners waving, the Broncos perhaps play the most important game to date in the club's history against Oakland on national television. Denver comes back to knot the contest, 23-23, on a 35-yard field goal by Jim Turner. **NOVEMBER 25**—Denver defeats Kansas City, 14-10, to take over first place in the AFC West with three games to go. The win moves the Broncos to 6-3-2—the six victories the second best mark ever for a Denver team to date. **DECEMBER 9**—Denver 42, San Diego 28! The Broncos are winners at last, as Denver clinches the team's seventh victory of the season, assuring the club of a winning year.

1974

JANUARY—Four Broncos, Floyd Little, Haven Moses, Riley Odoms and Paul Smith, are invited to play in the Pro Bowl. John Ralston is named AFC Coach of the Year for guiding Denver to its first winning season ever. Odoms is named All-Pro by NEA. **SEPTEMBER 10**—Denver voters pass a \$25 million bond issue to expand and improve Mile High Stadium to over 75,000 seats. The stadium was projected to be finished in time for the 1976 regular season. **SEPTEMBER 22**—The Broncos and the Pittsburgh Steelers play in the first regular season overtime game as a 35-35 score was present at the end of regulation play. Neither team scored in the sudden death period. **NOVEMBER 28**—Before a television audience estimated at 35 million, the Broncos riddle the Detroit Lions 31-27 on Denver's first Thanksgiving Day game in Detroit. **DECEMBER 8**—Denver assures itself of the team's second consecutive winning season and Otis Armstrong sets a single game rushing mark of 183 yards as the Broncos down Houston 37-14. **DECEMBER 15**—Otis Armstrong finishes the season with 1407 yards and the NFL rushing title becoming one of a half dozen players ever to average more than 100 yards per game in pro football.

1975

JANUARY—Otis Armstrong and Riley Odoms represent the Broncos in the annual Pro Bowl game in Miami, Fla. **FEBRUARY**—Expansion of Mile High Stadium begins, which will provide 63,500 capacity for the 1976 season and an ultimate capacity of 75,000 in 1977. **DECEMBER 14**—Floyd Little winds up his career as the seventh all-time rusher in the NFL with 6,323 yards.

1976

JANUARY 26—Tight end Riley Odoms and linebacker Randy Gradishar are the Broncos representatives in the Pro Bowl in New Orleans. **MARCH 28**—Quarterback Charley Johnson announces his retirement from the National Football League after a 15-year career. Johnson led the club to its first two winning seasons in 1973 and 1974. **JUNE 27**—Lyle Alzado is one of three finalists for the man of the Year Award and Rick Upchurch is honored as the American Conference Offensive Rookie of the Year by the NFL Players Association. **SEPTEMBER 26**—Rick Upchurch ties an NFL record by returning two punts for touchdowns in a 44-13 win over the visiting Cleveland Browns. **OCTOBER 24**—Rick Upchurch ties an NFL record with his fourth punt return touchdown of the season in a 35-26 win over Kansas City. **NOVEMBER 7**—With two field goals and six extra points, Jim Turner becomes the fifth player in pro football history to surpass 1,200 points. **DECEMBER 12**—The Broncos stop Chicago, 28-14, for the ninth win of the season, highest total in Denver history. Otis Armstrong rushes for 116 yards to reach 1,008 for the season, his second 1,000-yard in his career. **DECEMBER 18**—Fred Gehrke, long-time Bronco administrator, is named general manager.

1977

JANUARY 17—Rick Upchurch and Otis Armstrong are the Bronco participants in the annual AFC-NFC Pro Bowl in Seattle. **JANUARY 31**—John Ralston resigns as Head Coach of the Denver Broncos. **FEBRUARY 1**—

HISTORICAL HIGHLIGHTS (Continued)

Robert (Red) Miller, a former Bronco assistant coach, is named as the team's eighth head coach. **JUNE 12**—Lyle Alzado is named winner of the National Football League Players Association's Byron (Whizzer) White Award as the group's Man of the Year. **OCTOBER 16**—Pushing their season record to 5-0, the Broncos use seven interceptions and a touchdown pass to kicker Jim Turner to trounce the defending world champion Oakland Raiders, 30-7. **NOVEMBER 27**—In a showdown of the two best records in the NFL, the Broncos get a 73-yard interception return for a touchdown by Tom Jackson to dump Baltimore, 27-13, and run their record to 10-1. **DECEMBER 4**—With a 24-14 win at Houston the Broncos clinch a playoff berth, first in the club's history. Later in the day, the Broncos clinch the AFC Western Division championship when the Raiders fall to the Los Angeles Rams. **DECEMBER 18**—The Broncos lose to Dallas in the regular season finale, 14-6, but post the best record in the history of the franchise, 12-2, tied with Dallas for the best in the NFL. **DECEMBER 24**—Before the largest crowd ever to watch a sporting event in the state of Colorado, 75,011, the Broncos stop the Pittsburgh Steelers in the first round of playoff action, 34-21.

1978

JANUARY 1—In a hard-fought game at Mile High Stadium, the Broncos dethrone the Raiders, 20-17, for the AFC championship and a trip to the Super Bowl in New Orleans. **JANUARY 15**—Broncos fall to the Cowboys, 27-10, in the Super Bowl. **JANUARY 23**—Lyle Alzado, Randy Gradishar, Tom Jackson, Billy Thompson and Louis Wright represent the Broncos in the Pro Bowl, the largest Denver contingent in history. **MARCH**—Only 143 season tickets are not renewed, a new all-time low. **DECEMBER 3**—Broncos win by 21-6 score at Oakland, holding the Raiders without a touchdown for the second time in the season, and moving within one game of AFC West crown. **DECEMBER 10**—Denver downs Kansas City, 24-3, winning second straight division championship, as QB Craig Morton goes 19-for-22 with 16 straight completions, both second best all-time NFL marks. **DECEMBER 30**—Denver loses in the playoffs to eventual Super Bowl champion Pittsburgh Steelers, 33-10.

1979

JANUARY 29—Broncos are represented by an all-time high of seven players in the NFL Pro Bowl, including Lyle Alzado, Randy Gradishar, Tom Jackson, Riley Odoms, Bill Thompson, Rick Upchurch, and Louis Wright. **MARCH**—Only 161 season tickets are not renewed, virtually assuring the Broncos of their tenth straight sellout season. **OCTOBER 7**—Denver shuts out San Diego, 7-0, marking first time ever for Broncos to record two shutouts in one season. Denver had opened the campaign with 10-0 win over Cincinnati. **NOVEMBER 11**—Rick Upchurch becomes the all-time pro football record holder in career punt return yardage. He set the record vs. New England, surpassing the late Emlen Tunnell's total of 2,209 yards. **DECEMBER 17**—Denver clinches a playoff berth for the third straight year. **DECEMBER 23**—Denver loses in wild card playoff game at Houston, 13-7.

1980

JANUARY 27—The Broncos are represented in the Pro Bowl game by Randy Gradishar, Tom Jackson, Rick Upchurch, and Louis Wright. **MARCH**—Only 146 season tickets are not renewed for 1980, virtually assuring the club of its 11th consecutive sellout campaign. **OCTOBER 5**—Randy Gradishar returns interception 93 yards for a touchdown vs. Cleveland, the longest such return in team history and the NFL's longest for 1980 season. **OCTOBER 13**—Fred Steinfort kicks 57-yard field goal, tying record for third-longest kick in NFL history.

1981

JANUARY—Fred Steinfort is named by Pro Football Weekly as that publication's Golden Toe Award winner for the 1980 season, having tied for the league lead with 26 field goals. **FEBRUARY 25**—Edgar F. Kaiser, Jr. is introduced as the new owner of the Denver Broncos, having purchased the club from principal owners Gerald H. Phipps and Allan R. Phipps. **MARCH 10**—Grady Alderman is named new General Manager and Dan Reeves is named as the new Head Coach. **MARCH**—The Broncos are sold out for their 12th consecutive season. **SEPTEMBER**—Craig Morton throws four touchdown passes in each of two consecutive games, vs. Baltimore and San Diego, a first in franchise history. Wide receiver Steve Watson ties a team record with three touchdown receptions against the Colts on September 20. **NOVEMBER 22**—Watson catches a touchdown pass at Cincinnati to set a new team record with 13 TD catches in one season. **DECEMBER 20**—Watson gains 82 yards on receptions at Chicago, establishing a new Bronco

HISTORICAL HIGHLIGHTS (Continued)

single season mark with 1,244 reception yards. Individually, Morton set single season records for yards gained (3,213), yards passing (3,195), and average gain per play (8.37), while Watson led the AFC in reception yardage and in touchdown receptions (13).

1982

JANUARY 31—The Broncos are represented in the Pro Bowl game by Randy Gradishar, Bob Swenson, Bill Thompson, and Steve Watson. **MARCH**—Only 49 season ticket accounts have not been renewed for 1982, virtually assuring the Broncos of their 13th consecutive sellout season in Mile High Stadium. **SEPTEMBER 21**—The NFL Players Association begins the first regular season strike in NFL history, resulting in the cancellation of games for eight consecutive weeks. **DECEMBER 3**—Hein Poulus is named Vice President and General Manager of the Broncos. **DECEMBER 19**—Rick Upchurch returns a punt 78 yards for a touchdown against Kansas City to tie the all-time pro football record of eight career touchdowns on punt returns.

1983

JANUARY 3—Final NFL statistics show Rick Upchurch as the NFL's punt return leader with a 16.1 average and Luke Prestridge as the league's leading punter with a 45.0 mark. **FEBRUARY 6**—The Broncos are represented in the Pro Bowl game by Randy Gradishar, Luke Prestridge, and Rick Upchurch. **MARCH 15**—Only 89 season ticket accounts have not been renewed for 1983, virtually assuring the Broncos of their 14th consecutive sellout season in Mile High Stadium. **MAY 2**—In the biggest trade in franchise history, Denver acquires quarterback John Elway, the first player taken in the NFL draft, and signs him to a five-year contract. **DECEMBER 11**—Elway throws three fourthquarter touchdown passes to erase a 19-0 deficit and lead the Broncos to a 21-19 playoff-clinching win over Baltimore. This marks the fourth Bronco appearance in playoff competition. **DECEMBER 24**—Denver loses the wild card game at Seattle. 31-7.

1984

JANUARY 29—Randy Gradishar makes his seventh Pro Bowl appearance. Louis Wright also was named to the AFC Pro Bowl team, but was unable to play because of a fractured finger. **MARCH**—Only 146 season ticket accounts have not been renewed for 1984, virtually assuring the Broncos of their 15th consecutive sellout season in Mile High Stadium. **MARCH 23**—Pat Bowlen is introduced as the new owner of the Denver Broncos, assuming the title of President and Chief Executive Officer. **NOVEMBER 18**—The Broncos beat Minnesota 42-21 for the club's 10th straight victory, a team record. John Elway tied a Denver record throwing five touchdown passes in the game. **DECEMBER 15**—Denver wins its 13th game of the season, the most in Bronco history, and captures the AFC West crown with a 31-14 win over Seattle. Sammy Winder finishes the season with 1,153 yards rushing, and Steve Watson gains 1,170 yards receiving — the first time Denver has had 1,000-yard performers in both categories in the same season. **DECEMBER 30**—Pittsburgh defeats Denver 24-17 in a divisional playoff game.

1985

JANUARY 27—Sammy Winder represents the Broncos in the NFL Pro Bowl. **FEBRUARY 18**—Owner Pat Bowlen names John Beake as General Manager and Dan Reeves as Vice President of the club. **MARCH**—Only 82 season ticket accounts have not been renewed for the 1985 season, virtually assuring the Broncos of their 16th consecutive sellout session in Mile High Stadium. **DECEMBER 20**—Denver beats Seattle 27-24 to close out the season at 11-5. The Broncos set season records with total yards (5,496) and total points (380). John Elway, who threw for 432 yards against Seattle, set Denver records in total offense (4,144 yards) and passing yards (3,891) for the season, and Karl Mecklenburg's 13 quarterback sacks also set a new Bronco standard.

1986

FEBRUARY 2—The Broncos are represented by four players in the Pro Bowl - Rulon Jones, Karl Mecklenburg, Dennis Smith, and Louis Wright. **FEBRUARY 26**—Owner Pat Bowlen holds groundbreaking ceremonies for 60 luxury Penthouse Suites to be built atop Mile High Stadium's fifth level. **MARCH**—Only 127 season ticket accounts have not been renewed for the 1986 season, virtually assuring the Broncos of their 17th consecutive sellout season in Mile High Stadium. **OCTOBER 12**—Broncos post a 31-14 win over San Diego to equal best start in team history with 6-0 record.

HISTORICAL HIGHLIGHTS (Continued)

DECEMBER 13—Denver, which had clinched AFC Western Division title by virtue of a Seattle win over Los Angeles the previous Monday night, clinched home field advantage for first playoff game by defeating Washington, 31-30. **DECEMBER 20**—Broncos conclude regular season play with second straight 11-5 record. Thirty-five individual and team records were set by the Broncos in 1986. DE Rulon Jones was named the AFC Defensive Player of the Year by UPI, and LB Karl Mecklenburg was named the AFC Player of the Year by the Football News.


1987

JANUARY 4—Broncos post a 22-17 playoff win over New England Patriots before 76,105, largest crowd ever to watch a Denver home game. **JANUARY 11**—Broncos post a thrilling, 23-20 overtime win over the Cleveland Browns to win the AFC championship and earn a trip to Super Bowl XXI. **JANUARY 18**—A crowd of over 63,000 attends a Mile High Stadium rally prior to team's departure for Pasadena. **JANUARY 25**—The Broncos lose to the New York Giants by a 39-20 score in Super Bowl XXI, a game watched by 101,063 at the Rose Bowl and played before a national television audience of 127,000,000. In addition, the game was televised live in 53 other nations. **JANUARY 26**—Over 100,000 fans welcome Broncos home in parade through downtown Denver. **FEBRUARY 1**—Six Broncos play in the Pro Bowl game, including Keith Bishop, John Elway, Rulon Jones, Karl Mecklenburg, Dennis Smith, and Sammy Winder. **MARCH**—Only 58 season ticket accounts have not been renewed for the 1987 season, virtually assuring the Broncos of their 18th consecutive sellout season in Mile High Stadium, longest sellout streak in the AFC and second longest in the NFL. **AUGUST 9**—The Broncos lose 28-27 to the Los Angeles Rams in American Bowl '87, a preseason game played in storied Wembley Stadium in London, England. **SEPTEMBER 22**—The NFL Players Association goes on strike, resulting in the cancellation of games for the weekend of Sept. 28. **OCTOBER 4**—Denver loses 40-10 to Houston in the first of three "replacement" games. **NOVEMBER 29**—Denver grabs a 31-17 win over San Diego in the 400th game for both franchises. The contest also marks Dan Reeves's 100th game as the Broncos' head coach. **DECEMBER 27**—The Broncos win their third AFC West title in four years after shutting out San Diego 24-0 in a blizzard. Denver finishes the season with a 10-4-1 record, the only team in the NFL to post eight 10-win seasons since 1977. QB John Elway is named NFL Most Valuable Player by AP.

1988

JANUARY 10—The Broncos advance to the AFC Championship Game with a 34-10 victory over Houston before 75,968 in Mile High Stadium. **JANUARY 17**—Denver becomes the first AFC team to win consecutive conference championships since Pittsburgh of 1978-79 by defeating Cleveland 38-33. The game garnered a 91 television share in the Denver area, believed to be an all-time national viewing high. **JANUARY 31**—The Broncos lose to Washington 42-10 in Super Bowl XXII in San Diego Jack Murphy Stadium. **FEBRUARY 6**—Three players represent Denver in the Pro Bowl Game, Keith Bishop, John Elway, and Karl Mecklenburg. **MARCH**—The Broncos are virtually assured of their 19th consecutive sellout campaign as just 91 season ticket accounts are not renewed for the 1988 campaign.

MISCELLANEOUS



TE CLARENCE KAY, WHO HAD HIS PERSONAL SINGLE-SEASON BESTS WITH 31 CATCHES FOR 440 YARDS IN 1987.

DENVER BRONCOS YOUTH



RANDY GRADISHAR President

President of the Denver Broncos Youth Foundation since 1983, Randy Gradishar has found his niche in addressing the needs of young people. His work with adolescents and with youth-serving organizations in Denver and throughout Colorado has earned him the reputation of activist in such issues.

Gradishar graduated from the Ohio State University in 1974 with a B.S. in Education. There he played football, including two Rose Bowl appearances, under Coach Woody Hayes. The first draft choice of the Denver Broncos in 1974, he never missed a game in his 10-year football career. Gradishar was voted NFL Defensive Player of the Year in 1978 and was selected to seven Pro Bowls.

Gradishar and his wife, Janet, have two daughters, Paige and Meredith, and a son, Mark.

THE DENVER BRONCOS YOUTH FOUNDATION

The Denver Broncos Youth Foundation (DBYF), a non-profit organization, was established in 1982 to meet the needs of young people from mental, physical, emotional and spiritual perspectives. The DBYF works to provide leadership and to foster cooperation rather than competition among existing youth-serving organizations. Its efforts are aimed at creating awareness in Colorado communities about youth needs, and at helping address those needs with available financial and human resources.

The DBYF is funded by a broad base of public support which includes individuals and corporations. The Foundation enlists the support and resources of media, school districts, state and local governments, service clubs, churches, and other youth organizations to address issues which impact primarily junior high and high school age kids. The DBYF also has a special concern for urban and disadvantaged youth.

Since its inception, many of the Foundation's efforts have been directed toward drug, alcohol and suicide prevention, a journalism seminar for high school students, recreation programs for the handicapped, summer camp scholarships for inner-city youth and adult resource meetings in Colorado's smaller communities.

The Youth Foundation is separate from the football club, but Denver Broncos' owner Pat Bowlen and Head Coach, Dan Reeves, are DBYF board members.



NATIONAL FOOTBALL LEAGUE

410 Park Ave., New York, N.Y. 10022 (212) 758-1500

Commissioner Pete Rozelle
 Executive Vice President & League Counsel Jay Moyer
 Treasurer John Schoemer
 Executive Director Don Weiss
 Director of Administration Joe Rhein
 Director of Communications Joe Browne
 Director of Operations Jan Van Duser
 Director of Broadcasting Val Pinchbeck, Jr.
 Assistant Director of Broadcasting Nancy Behar
 Director of Public Relations Jim Heffernan
 Director of Security Warren Welsh
 Assistant Director of Security Charles R. Jackson
 Director of Player Personnel Joel Bussert
 Supervisor of Officials Art McNally
 Assistant Supervisors of Officials Jack Reader,
 Nick Skorich, Joe Gardi, Tony Veteri
 Director of Special Events Jim Steeg
 Assistant Director of Special Events Susan McCann
 Director of Equal Employment
 & Assistant Counsel David Cornwell
 Director of Personnel John Buzzee
 Controller Tom Sullivan
 Special Projects Manager Bill Granholm
 Director of Player Relations Mel Blount

AMERICAN FOOTBALL CONFERENCE

President Lamar Hunt, Kansas City Chiefs
 Assistant to President Roger Goodell
 Director of Information Pete Abitante

NATIONAL FOOTBALL CONFERENCE

President Wellington Mara, New York Giants
 Assistant to President Jim Noel
 Director of Information Dick Maxwell

NFL PUBLIC RELATIONS DIRECTORS AMERICAN FOOTBALL CONFERENCE

Buffalo—Dave Senko (716) 648-1800
 Cincinnati—Al Heim (513) 621-3550
 Cleveland—Kevin Byrne (216) 696-5555
 Houston—Chip Namias (713) 797-9111
 Indianapolis—Craig Kelley (317) 252-2658
 Kansas City—Gary Heise (816) 924-9300
 Los Angeles Raiders—Mike Ornstein (213) 322-3451
 Miami—Eddie White (305) 576-1000
 New England—Jim Greenidge (617) 543-7911
 New York Jets—Frank Ramos (212) 421-6600
 Pittsburgh—Dan Edwards (412) 323-1200
 San Diego—Rick Smith (714) 280-2111
 Seattle—Gary Wright (206) 827-9777

NATIONAL FOOTBALL CONFERENCE

Atlanta—Charlie Taylor (404) 688-8684
 Chicago—Ken Valdiserri (312) 663-5100
 Dallas—Doug Todd (214) 369-8000
 Detroit—Bill Keenist (313) 335-4131
 Green Bay—Lee Rempel (414) 494-2351
 Los Angeles Rams—John Oswald (714) 535-7267
 Minnesota—Merrill Swanson (612) 828-6500
 New Orleans—Greg Suit (504) 525-0792
 New York Giants—Ed Croke (201) 935-8111
 Philadelphia—Ron Howard (215) 463-2500
 Phoenix—Bob Rose (314) 421-0777
 San Francisco—Jerry Walker (415) 365-3420
 Tampa Bay—Rick Odioso (813) 870-2700
 Washington—Charley Dayton (703) 471-9100

CHAMPIONSHIP PLAY

AFL-AFC TITLE GAMES

1987 Denver 38, Cleveland 33	1973 Miami 27, Oakland 10
1986 Denver 23, Cleveland 20 (OT)	1972 Miami 21, Pittsburgh 17
1985 New England 31, Miami 14	1971 Miami 21, Baltimore 0
1984 Miami 45, Pittsburgh 28	1970 Baltimore 27, Oakland 17
1983 Los Angeles Raiders 30, Seattle 14	1969 Kansas City 17, Oakland 7
1982 Miami 14, New York Jets 0	1968 New York Jets 27, Oakland 23
1981 Cincinnati 27, San Diego 7	1967 Oakland 40, Houston 7
1980 Oakland 34, San Diego 27	1966 Kansas City 31, Buffalo 7
1979 Pittsburgh 27, Houston 13	1965 Buffalo 23, San Diego 0
1978 Pittsburgh 34, Houston 5	1964 Buffalo 20, San Diego 7
1977 Denver 20, Oakland 17	1963 San Diego 51, Boston 10
1976 Oakland 24, Pittsburgh 7	1962 Dallas 20, Houston 17 (OT)
1975 Pittsburgh 16, Oakland 10	1961 Houston 10, San Diego 3
1974 Pittsburgh 24, Oakland 13	1960 Houston 24, Los Angeles 16

NFL-NFC TITLE GAMES

1987 Washington, 17, Minnesota 10
1986 New York Giants 17, Washington 0
1985 Chicago 24, Los Angeles Rams 0
1984 San Francisco 23, Chicago 0
1983 Washington 24, San Francisco 17
1982 Washington 34, Dallas 17
1981 San Francisco 28, Dallas 27
1980 Philadelphia 20, Dallas 7
1979 Los Angeles 9, Tampa Bay 0
1978 Dallas 28, Los Angeles 0
1977 Dallas 23, Minnesota 6
1976 Minnesota 24, Los Angeles 13
1975 Dallas 37, Los Angeles 7
1974 Minnesota 14, Los Angeles 10
1973 Minnesota 27, Dallas 10
1972 Washington 26, Dallas 3
1971 Dallas 14, San Francisco 3
1970 Dallas 17, San Francisco 10
1969 Minnesota 27, Cleveland 7
1968 Baltimore 34, Cleveland 0
1967 Green Bay 21, Dallas 17
1966 Green Bay 34, Dallas 27
1965 Green Bay 23, Cleveland 12
1964 Cleveland 27, Baltimore 0
1963 Chicago 14, New York Giants 10
1962 Green Bay 16, New York Giants 7
1961 Green Bay 37, New York Giants 0
1960 Philadelphia 17, Green Bay 13
1959 Baltimore 31, New York Giants 16
1958 Baltimore 23, New York Giants 17 (OT)
1957 Detroit 59, Cleveland 14
1956 New York Giants 47, Chicago 7
1955 Cleveland 38, Los Angeles 14
1954 Cleveland 56, Detroit 10
1953 Detroit 17, Cleveland 16
1952 Detroit 17, Cleveland 7
1951 Los Angeles 24, Cleveland 17
1950 Cleveland 30, Los Angeles 28
1949 Philadelphia 14, Los Angeles 0
1948 Philadelphia 7, Chicago Cardinals 0
1947 Chicago Cardinals 28, Philadelphia 21
1946 Chicago Bears 24, New York Giants 14
1945 Cleveland Rams 15, Washington 14
1944 Green Bay 14, New York Giants 7
1943 Chicago Bears 41, Washington 21
1942 Washington 14, Chicago Bears 6
1941 Chicago Bears 37, New York Giants 9
1940 Chicago Bears 73, Washington 0
1939 Green Bay 27, New York Giants 0
1938 New York Giants 23, Green Bay 17
1937 Washington 28, Chicago Bears 21
1936 Green Bay 21, Boston Redskins 6
1935 Detroit Lions 26, New York Giants 7
1934 New York Giants 30, Chicago Bears 13
1933 Chicago Bears 23, New York Giants 21

SUPER BOWL RESULTS

1987	Washington 42, Denver 10 at San Diego
1986	New York Giants 39, Denver 20 at Pasadena
1985	Chicago 46, New England 10 at New Orleans
1984	San Francisco 38, Miami 16 at Palo Alto
1983	Los Angeles Raiders 38, Washington 9 at Tampa
1982	Washington 27, Miami 17 at Pasadena
1981	San Francisco 26, Cincinnati 21 at Detroit
1980	Oakland 27, Philadelphia 10 at New Orleans
1979	Pittsburgh 31, Los Angeles 19 at Pasadena
1978	Pittsburgh 35, Dallas 31 at Miami
1977	Dallas 27, Denver 10 at New Orleans
1976	Oakland 32, Minnesota 14 at Pasadena
1975	Pittsburgh 21, Dallas 17 at Miami
1974	Pittsburgh 16, Minnesota 6 at New Orleans
1973	Miami 24, Minnesota 7 at Houston
1972	Miami 14, Washington 7 at Los Angeles
1971	Dallas 24, Miami 3 at New Orleans
1970	Baltimore 16, Dallas 13 at Miami
1969	Kansas City 23, Minnesota 7 at New Orleans
1968	New York Jets 16, Baltimore 7 at Miami
1967	Green Bay 33, Oakland 14 at Miami
1966	Green Bay 35, Kansas City 10 at Los Angeles

RING OF FAME

The Denver Broncos' Ring of Fame was inaugurated in 1984 to honor former players and administrators who played significant roles in Bronco history.

Former defensive back Billy Thompson (1969-81) was honored as the 1987 inductee.

Three players joined the elite group in 1986, quarterbacks Frank Tripucka (1960-63) and Charley Johnson (1972-75), along with defensive end Paul Smith (1968-78).

In 1985, former owner Gerald H. Phipps became the first non-player to have his name placed on the Ring.

Four former players were the original Ring of Fame inductees, running back Floyd Little (1967-75), defensive end Rich Jackson (1967-72), wide receiver Lionel Taylor (1960-66), and safety Austin "Goose" Gonsoulin (1960-66).

The Ring of Fame is on the facade of Mile High Stadium's east stands, just below the third level.

DENVER BRONCOS 1988 PRE-GAME AND HALFTIME SCHEDULE

DATE	GAME	GUEST PERFORMERS	KICKOFF TIME
August 13	San Francisco	Rocky Mountain Cheerleaders Assn.	7:00 P.M.
August 25	Indianapolis Colts	Pueblo Pride City Marching Band	6:00 P.M.
September 4	Seattle Seahawks	Blue Knights Drum and Bugle Corps	2:00 P.M.
September 11	San Diego Chargers	University of Colorado Band	2:00 P.M.
September 26	Los Angeles Raiders	University of Wyoming Band	6:00 P.M.
October 16	Atlanta Falcons	Ring of Fame (No Band)	2:00 P.M.
November 6	Kansas City Chiefs	Colorado State University Band	2:00 P.M.
November 13	Cleveland Browns	U S Air Force Academy Drum and Bugle Corps	2:00 P.M. 2:00 P.M.
November 27	Los Angeles Rams	Apple Valley, Minnesota, H S Band	2:00 P.M.
December 17	New England Patriots	Ford Dealers Kicking Contest	2:00 P.M.

MILE HIGH STADIUM

Mile High Stadium, home of the Denver Broncos, has been filled for every regular season game since and including the 1970 season, with the exception of two replacement games played during the 1987 player's strike (both games were sold out before the strike). The Broncos have sold out 131 consecutive non-strike regular season games, and with postseason contests the total reaches 137 over the 18-year period.

Expansion of the stadium, begun in 1975, was completed for the 1977 season to give the Broncos the seventh largest home facility in the league.

Denver voters passed a \$25 million bond issue in 1974 to expand and improve the stadium from its capacity of 51,706 to 75,100. The stadium held 63,532 for the 1976 season, halfway through the project.

Bringing the stadium capacity to its present 76,274 in 1986 was the construction of the Penthouse Suites atop the west stands. There are 60 luxury suites which seat 14, 16, or 24 fans each, accessed by private elevators and fully serviced for every Bronco home game.

Making Mile High Stadium unique, however, is its movable east stands. The east stands move in a single section which, when fully extended, is in a horseshoe configuration for football. When the section is retracted, the stadium is in position for baseball.

The dynamics involved in the move are fascinating. First, bear in mind that the east stands section is a three-tiered structure, 535 feet long, 135 feet tall and 200 feet deep, weighing nearly nine million pounds. Second, the stands must be moved a distance of 145 feet.

How is it done? The answer, says DMJM-Phillips-Reister, the engineering-architectural firm in charge of the project, is water.

More than 90,000 square feet of runways serve as the operating surfaces over which the stands will move. Water is pumped onto the runways and form a .003 inch sheet upon which the stands rest. Hydraulic rams then push the stands forward at the rate of three feet per minute, making the move last somewhere around two hours.

Originally called Bears Stadium, the facility was built in 1948 for the Denver Bears of baseball's old Western League, with long-range plans to utilize it for football as well. When Denver became a charter member of the American Football League in 1959, the south stands (8,100 seats) and portable east stands (9,616 seats) were added to give a capacity of 34,657 for football.

After Denver voters turned down a stadium bond issue to build an all-purpose metropolitan stadium in 1967, a non-profit group began a fund-raising drive with the goal of purchasing the stadium for the city.

In February of 1968, the group bought the stadium from Rocky Mountain Empire Sports for \$1.8 million and presented it to the city of Denver. A 16,000-seat upper deck was immediately constructed over the west stands, raising the capacity to over 50,000 for the 1968 season. In December of 1968, the stadium was re-named Denver Mile High Stadium.



BRONCOS RADIO NETWORK

For the 19th consecutive season, Denver's 50-thousand watt station KOA (850) will serve as the flagship station for the Denver Broncos game broadcast network.

Bob Martin, radio voice of the Broncos since 1964, will again be calling the play-by-play account of the games, with Larry Zimmer, who joined the broadcast team in 1971, again doing the color commentary.

Martin was named Colorado Sportscaster of the Year for the 19th consecutive year in 1987.



Bob Martin



Larry Zimmer

DENVER BRONCOS RADIO NETWORK 1988

COLORADO

KVOR AM — Colorado Springs
 KYSL FM — Breckenridge
 KBZZ AM — La Junta
 KEKB FM — Fruita/Grand Junction
 KLMR AM — Lamar
 KDMN AM — Buena Vista
 KUBC AM — Montrose
 KDZA AM — Pueblo
 KVRH AM — Salida
 KMTS FM — Glenwood Springs
 KRSJ FM — Durango
 KSPK AM — Walsenburg
 KALQ FM — Alamosa
 KRAI AM — Craig
 KVLE FM — Gunnison
 KSNO AM — Aspen
 KPAG AM — Pagosa Springs
 KTLD AM — Granby
 KIIX AM — Ft. Collins
 KVMT FM — Vail
 KRZD AM — Wray
 KCSJ AM — Pueblo

NEBRASKA

KIMB AM — Kimball
 KOOQ AM — North Platte
 KCOW AM — Alliance
 KRVN AM — Lexington
 KOLT AM — Scottsbluff
 KMCX FM — Ogallala

MONTANA

KBLG AM — Billings
 KMON AM — Great Falls

WYOMING

KTWO AM — Casper
 KWOR AM — Worland
 KROE AM — Sheridan
 KSIT FM — Rock Springs
 KFBC AM — Cheyenne
 KMER AM — Kemmerer
 KIOZ AM — Rawlins
 KOVE AM — Lander
 KODI AM — Cody
 KLDI AM — Laramie
 KSGT AM — Jackson

ARIZONA

KCKY AM — Coolidge
 KTAN AM — Sierra Vista
 KNST AM — Tucson

KANSAS

KWKR AM — Garden City
 KLOE AM — Goodland

NEW MEXICO

KENN AM — Farmington
 KRSN AM — Los Alamos
 KRTN AM — Raton
 KOB AM — Albuquerque

UTAH

KSL AM — Salt Lake City
 KUTA AM — Blanding

SOUTH DAKOTA

KOTA AM — Rapid City
 KBFS AM — Belle Fourche

IDAHO

KRXK AM — Rexburg

MEDIA INFORMATION

The Broncos' media guide was prepared to assist in coverage of Denver's 1988 NFL season. Should additional materials, information, or services be required, contact:

JIM SACCOMANO

Director of Media Relations

Denver Broncos, 5700 Logan Street, Denver, CO 80216

Telephones: Office — (303) 296-1982

Office (after 5 p.m.) — (303) 296-1263

Home: Jim Saccomano — (303) 288-1182

When making requests for working press credentials, please allow time for mailing. Press credentials are normally issued approximately 10 days before the game. Should transmission facilities be required, please arrange for same through local representatives.

As a general rule, the Denver Broncos do not issue any types of press credentials to weekly newspapers or magazines, unless they are of national circulation on specific assignment.

It is understood that all credentials will be used for the purpose for which they were issued, without exception. Violation of this policy will subject the bearer to ejection from Mile High Stadium.

WORKING PRESS: Admittance to the Broncos' press box is restricted to the **WORKING PRESS ONLY**. Credentials are marked with a row and seat number. Passes are non-transferable.

PHOTOGRAPHERS: Photographers are asked to take special note of the following conditions for use of press credentials, as set by the National Football League:

"This working credential is issued to an organization for the sole purpose of providing stadium access to an accredited individual who has a legitimate working function (media or game service) in connection with this game. It is non-transferable. Any unauthorized use of this credential subjects the bearer to ejection from the stadium and prosecution for criminal trespass.

Any secondary non-editorial use of any picture, film/tape or drawing of the game taken or made by the accredited organization or individual to whom this credential has been issued (including but not limited to use in advertising, sales promotion or merchandising) is prohibited without prior specific written approval of the National Football League. Additionally, television stations are prohibited from making available game film or tape to any other organization even though the planned use may be editorial in nature without advance written permission from the NFL or one of its member clubs. Such film or tape may be aired *only by the specific station or entity to whom this credential is issued*.

Television stations filming or taping NFL games recognize that any films or tapes may only be used in connection with a regularly scheduled television newscast *within a seven-day period* following the game and the film clip or taped portion of each such showing will not exceed *two (2) minutes* in length.

Additionally, television stations agree not to use more than *six (6) minutes* of filmed or taped "same-day" highlights from NFL games on any regularly scheduled news programs (i.e. no more than six minutes of highlights on Sunday night). This is the only exception to the two-minute limitation.

Television stations wishing to use NFL film or tape in any other manner must obtain written permission for such usage from the National Football League.

Acceptance of the credential constitutes agreement by the bearer and his organization to abide by the foregoing conditions. Thank you for your cooperation."

Sideline photo passes will be tightly controlled by the Public Relations Department and are generally limited to photographers shooting for a daily newspaper, wire service, or magazine of national circulation on specific assignment, or television station.

RADIO-TELEVISION: In making requests for broadcast credentials, please specify requirements for spotters and/or statisticians.

CODE-A-PHONE: The Broncos' Code-A-Phone will be in operation after the club begins training camp at the University of Northern Colorado in Greeley. New entries, generally including an interview with a player or coach, will be made daily at approximately 6:00 p.m. This recorded interview service will continue throughout the season. Please check with the public relations office for an updated telephone number.

STADIUM ACCESS: To get to Mile High Stadium, which is located at 19th Avenue and Eliot Street, take Interstate 25 to the Mile High Stadium Exit (19th Avenue Exit). The Press Box is located on the West side of the stadium.

DRIVING INSTRUCTIONS TO MILE HIGH STADIUM FROM STAPLETON INTERNATIONAL AIRPORT: Exit airport on Quebec North and continue to Interstate 70. Take Interstate 70 West to Interstate 25 South, which will be a left lane exit. Continue West on Interstate 25 South until you come to Mile High Stadium Exit (19th Avenue Exit).

DRIVING INSTRUCTIONS TO STAPLETON INTERNATIONAL AIRPORT FROM MILE HIGH STADIUM: Take one of two routes depending on your parking lot location. You can take 20th Avenue East to Clay Street, turning left at Clay and proceeding to 23rd Avenue. Take a right at 23rd Avenue and continue to Interstate 25 entrances. Another route (Northbound) would be to take 17th Avenue East, which will continue beneath an overpass and will take you directly to Interstate 25 north. The alternate South bound route would be to take 17th Avenue East, turning left at Bryant Street and proceeding to the Interstate 25 South bound entrance, approximately two blocks.

TRANSMISSION FACILITIES: The Broncos provide five complimentary telephones in the visitors area of the working press box for use with VDT or telecopier equipment. Only collect, credit card or third party billing calls can be made from these telephones. Should you wish a private telephone installed at your seat, the Broncos will be pleased to assign you a seat location and provide you with a contact for you to make the appropriate arrangements with the local telephone company.

POST-GAME TRANSPORTATION: Please advise Broncos PR personnel as soon as possible should you require transportation following the game. The amount of time you must wait will obviously decline as time goes by following the conclusion of the game. All taxis will make pick-ups curbside at the Ticket Office, which is located at 19th Avenue and Eliot Street. Should you wish to make your own arrangements, the number of Yellow Cab Company is 777-7777.



The Adolph Coors Company of Golden, Colorado once again is sponsoring the Denver Broncos highlight film, which is available at no cost to groups of all sizes through the Broncos public relations department. The 1987 highlight film, titled **Champions Against All Odds**, can be obtained by calling the public relations department of the Broncos at (303) 296-1982. The team address is 5700 Logan Street, Denver, CO 80216. Please give as much advance notice as possible in requesting the 1987 film, or other films available through the Bronco library. This marks the 13th consecutive year in which the Adolph Coors Company has sponsored the Bronco highlight film.

INSTANT REPLAY APPROVED FOR 1988

For the third consecutive year, NFL clubs have approved a limited system of Instant Replay on a one-year basis.

The system basically stays the same as in 1987 with the exception that the Replay Official will now be assigned to a regular officiating crew and will attend crew meetings the day before each game. League office personnel will no longer be used as Replay Officials. In 1987, there were 490 plays closely reviewed (defined as a contact to the field, but not necessarily stoppage of play). There were 57 reversals in 210 games for an average of one reversal in each four games. In 1986, there were 374 plays closely reviewed resulting in 38 reversals in 224 games.

In 1986, the system was approved by a 23-4-1 vote. In 1987, the vote was 21-7. In 1988, replay was cleared by a 23-5 margin.

The NFL has discussed Instant Replay in some degree or other since the early 1970s. The League experimented in 1976 and 1978 using two basic frameworks—an independent system using cameras, replay machines, and technicians separate from the network covering the game, and a "no frills" approach using existing television coverage.

In 1985, the NFL used the network feed of nine nationally televised pre-season games to experiment with the basic system that later was adopted for 1986 and 1987. A total of 28 plays were examined closely in 1985 (17 confirmed call, 4 were inconclusive, 1 was reversed, and 6 had no replay shown).

What is the objective of this system?

The clubs feel that on certain plays the telecast viewed by the general public should be used to correct an indisputable error. The system will be used to reverse an on-field decision only when the Replay Official has *indisputable visual evidence* available to him that warrants the change.

Is the television network carrying the game part of the review process?

No. Although the Replay Official will be viewing the live network feed, there is no communication to television personnel as to what plays to show or not to show.

What is the step-by-step procedure of play review?

The Replay Official will view game action and a play will be replayed immediately on one of the two monitors, while the other monitor continues to record the live feed.

The Replay Official makes a determination if further study of the play is needed. If not, there is no contact with the field and play continues without interruption.

If the Replay Official believes an error may have been made, the Umpire will be contacted via a headset.

The Replay Official will watch replay(s) on one or both monitors and complete his review within a reasonable period after the play is over.

The Replay Official will inform the Umpire of his decision, and the Referee will make the appropriate announcement on the wireless microphone.

The limited Instant Replay system concentrates on plays of possession or touching (e.g., fumbles, receptions, interceptions, muffs) and most plays governed by the sidelines, goal lines, end lines, and line of scrimmage (e.g., receiver or runner in or out of bounds, forward or backward passes, breaking the plane of the goal line).

However, the Instant Replay system will *not* include the following fouls: clipping; encroachment and offsides; grasp of facemask; false start; defensive pass interference; offensive pass interference; offensive holding and illegal use of hands; illegal batting or punching ball; illegal block on free kick or scrimmage kick; illegal crackback; illegal motion; illegal use of forearm or elbow; illegal use of hands by defense; illegally kicking the ball; illegally snapping the ball; intentional grounding; member of the punting team downfield early; illegal formation; palpably unfair act; piling on; roughing the passer; running into or roughing the kicker; striking, kicking, or kneeling; unnecessary roughness; unsportsmanlike conduct; and use of the helmet as a weapon.

© 1988 S-VC

WHEN THE BLITZ IS ON,

GATORADE IS THIRST AID.

GATORADE THIRST QUENCHER FOR THAT DEEP DOWN BODY THIRST.



Gatorade is proud to be a part of the Denver Broncos' winning tradition. Best of luck for the '88-'89 season!

