

BRONCOS '89



WHAT QUENCHES THE ULTIMATE THIRST?



**GATORADE IS THIRST AID
FOR THAT DEEP DOWN BODY THIRST.**

ON THE COVER: The cover of the Denver Broncos' 1989 media guide was designed by Director of Operations Bill Harpole. Photography is by team photographer Eric Bakke.

Denver Broncos 1989 Media Guide

Index

Attendance Marks	183
Biographies:	
Management	4
Head Coach	6
Assistant Coaches	9
Scouting Staff	15
Veteran Players	29
Draft Choices	107
Denver Broncos Youth/Randy Gradishar	229
Depth Chart (Preseason)	119
Directory	3
Draft Selections, 1960-89	206
Game Summaries, 1988	136
Halftime	232
Historical Highlights	222
Honors (Individual)	154
Hotels on the Road	181
How the Broncos Were Built	122
Instant Replay	237
Last Time	149
Media Information	235
Monday Night Games	167
National Football League:	
1988 Standings	147
Personnel	230
Player Personnel Dates	105
NFC/AFC Championship History	231
Offense and Defense Year by Year	183
One Game Superlatives, 1988	129
Overtime Games	167
Playing Field Plan	239
Playoff History	168
Radio Network	234
Records:	
Individual	188
Top Performances	149
Team	197
Coaches	180
Individual vs. Broncos	203
Past Decade	166
Results:	
Regular Season, 1960-88	156
Preseason, 1960-88	161
1988 Season	124
Ring of Fame	232
Rosters:	
Veterans	120
All-Time Broncos	213
All-Time Coaches	180
Schedules:	
Broncos 1989	2
NFL Regular Season	24
Postseason and Preseason	28
Series Scores vs. Opponents	162
Stadium Information	233
Statistics:	
Individual	126
Team	125
1988 Game by Game	130
Leaders Year by Year	184
Ticket Sales, 1960-88	183
Trades	209

SCHEDULE - 1989

Regular Season

Sunday, September 10 ... KANSAS CITY CHIEFS, 2:00 p.m.
 Monday, September 18 at Buffalo Bills, 9:00 p.m.
 Sunday, September 24 L.A. RAIDERS, 2:00 p.m.
 Sunday, October 1 at Cleveland Browns, 1:00 p.m.
 Sunday, October 8 SAN DIEGO CHARGERS, 2:00 p.m.
 Sunday, October 15 INDIANAPOLIS COLTS, 2:00 p.m.
 Sunday, October 22 at Seattle Seahawks, 1:00 p.m.
 Sunday, October 29 PHILADELPHIA EAGLES, 2:00 p.m.
 Sunday, November 5 PITTSBURGH STEELERS, 2:00 p.m.
 Sunday, November 12 at Kansas City Chiefs, 12:00 p.m.
 Monday, November 20 at Washington Redskins, 9:00 p.m.
 Sunday, November 26 SEATTLE SEAHAWKS, 2:00 p.m.
 Sunday, December 3 at L.A. Raiders, 1:00 p.m.
 Sunday, December 10 NEW YORK GIANTS, 2:00 p.m.
 Saturday, December 16 at Phoenix Cardinals, 2:00 p.m.
 Sunday, December 24 at San Diego Chargers, 1:00 p.m.

All Times Local at Game Site
 Home Games (Mile High Stadium) Capitalized

Preseason

Saturday, August 12 L.A. RAMS, 7:00 p.m.
 Saturday, August 19 at San Francisco Forty-Niners,
 6:00 p.m.
 Saturday, August 26 DALLAS COWBOYS, 7:00 p.m.
 Saturday, September 2 at Indianapolis Colts, 7:30 p.m.

The Denver Broncos

Executive Offices

5700 Logan Street
 Denver, Colorado 80216
 Telephone: (303) 296-1982
 FAX: (303) 296-6802

Ticket Office

Denver Mile High Stadium
 1900 Eliot Street
 Denver, Colorado 80204
 Telephone: (303) 433-7466

Training Camp

Lawrenson Hall
 University of Northern Colorado
 Greeley, Colorado 80639

BRONCOS DIRECTORY

MANAGEMENT

President and Chief Executive Officer Pat Bowlen
 Board of Directors Pat Bowlen (Chairman)
 Bill Bowlen, John Bowlen, Bill Britton,
 Jeff Harman, Fred Hemmings, John Jagger

COACHING STAFF

Vice President/Head Coach Dan Reeves
 Special Assistant Marvin Bass
 Assistant Strength and Conditioning Barney Chavous
 Running Backs Mo Forte
 Offensive Coordinator/Wide Receivers Chan Gailey
 Offensive Line George Henshaw
 Defensive Line Earl Leggett
 Tight Ends/
 Assistant Offensive Line Pete Mangurian
 Strength/Conditioning Al Miller
 Linebackers Mike Nolan
 Defensive Coordinator Wade Phillips
 Special Teams Harold Richardson
 Defensive Backs Charlie Waters

ADMINISTRATIVE STAFF

General Manager John Beake
 Treasurer and Chief Financial Officer Robert M. Hurley
 Director of Administration Sandy Waters
 Director of Media Relations Jim Saccomano
 Ticket Manager Gail Stuckey
 Assistant to the President Bob Annalora
 Director of Player and Community
 Relations Charlie Lee
 Controller Alex Rohr
 Director of Operations Bill Harpole
 Director of Information Systems Gary Kalika
 Operator/Programmer - Information Systems Dave Daubers

SCOUTING STAFF

Director of Football Operations Lide Huggins
 Director of Player Personnel Reed Johnson
 Player Personnel Secretary Jenny Anne Davis
 College Scouts Ken Blair, Hugh Davidson, Scott DiStefano,
 Jerry Frei, Mike Hagen, Ronnie Hill,
 Cornell Green, Bobby Marks
 Pro Personnel Secretary Melanie Ness

SUPPORT STAFF

Director of Video Operations Rusty Nail
 Video Operations Assistant Dusty Alves
 Equipment Manager Dan Bill
 Equipment Department Assistant Frank Trujillo
 Administrative Assistant to Head Coach
 and General Manager Joe DeCamillis
 Media Relations Assistant Barry Hawkins
 Groundskeeper Ross Kurcab
 Assistant Groundskeeper Ted Proulx
 Superintendent of Facilities Ronnie Bill

MEDICAL STAFF

Head Athletic Trainer Steve Antonopoulos
 Assistant Trainer Jim Gillen
 Team Physicians Dr. James P. McElhinney,
 Dr. Roger Greenberg

OFFICE STAFF

Executive Assistant to the President Yolanda Saltus
 Secretary to Vice President/Head Coach Azantha Andrie
 Secretary to General Manager Kristi Nichols
 Assistant Coaches Secretary/Film Department Pat Chappellear
 Ticket Assistants Bertie Mark, Cathy Gibbons
 Beth Herhold
 Accountant Beverly J. Havens
 Public Relations Secretary Pamela Moss
 Secretary to Director of Administration Pam Hynes
 Secretary to the Treasurer and Chief Financial Officer Sherry Zoltay
 Administrative Secretary Jana Miller
 Secretary to the Director of Operations Karen Cleveland
 Accounting Assistant-A/P Alice Wooten
 Receptionist/Travel Nancy Dunkley

PRESIDENT AND CHIEF EXECUTIVE OFFICER

PAT BOWLEN President and Chief Executive Officer

During the first five years of Pat Bowlen's career as owner of the Denver Broncos, he fueled the organizational drive that led his club to consecutive American Football Conference championships and appearances in Super Bowls XXI and XXII. His Broncos have been the only AFC team to win back-to-back conference crowns in this decade, and Denver is one of just five teams not to have had a losing season during the past five seasons.

However, no one has set higher standards for the Broncos than Pat Bowlen himself, whose simple desire is to have his franchise annually regarded among the finest in pro football. With that in mind, Denver's energetic and dynamic chief executive has his sights firmly set on guiding the Broncos back to playoff prominence after a disappointing 1988 campaign.

His five years of ownership have resulted in the best overall record (53-25-1) and best home record (33-7) in the AFC. Bowlen's club is the only AFC franchise to have won 10 or more games in each of the four years prior to 1988, and he finished second in The Sporting News 1987 Executive of the Year balloting.

He presides over a franchise that has won three division crowns and had consecutive regular season win totals of 13, 11, 11, and 10. In fact, four of the five finest campaigns in team history have come during the Bowlen regime.

Pat Bowlen was introduced as the majority owner of the Denver Broncos on March 23, 1984, and that announcement triggered a new era in franchise history, one which has coupled success on the playing field with enthusiasm for an even brighter future.

He immediately put his own mark on the Broncos, establishing a solid administration and creating a positive atmosphere that was a major factor in the team's success both on and off the field.

The team responded with a 13-3 record and the American Football Conference Western Division championship in 1984, following that up with an 11-5 record that just barely kept the Broncos out of the playoffs in 1985.

Meanwhile, Bowlen has seen the Broncos' consecutive home game sellout streak stretch to 145 straight regular and postseason non-strike games through the end of the 1988 campaign, as Denver led the entire National Football League in actual in-stadium attendance over that four-year period. The Broncos have drawn 3,010,793 to Mile High Stadium from 1984-88, tops in the NFL.

Having established a solid foundation, Bowlen took a dramatic step toward the future during 1986 with the construction of 60 luxury Penthouse Suites atop the west side of Mile High Stadium.

Bowlen, 45, and the Bowlen family acquired 100% ownership of the Broncos in July of 1985. He is active in day to day operations of the football club.

Born in Prairie du Chien, Wis., he attended high school there and went on to the University of Oklahoma, where he earned degrees in both business (1965) and law (1968).

Bowlen has real estate and natural resource holdings in Alberta, as well as real estate holdings in Colorado, Arizona, and California.

An outstanding athlete in his own right, he has competed in the Ironman Triathlon—an event in which one must swim 2.4 miles,



ride 112 miles on a bicycle, and run 26.2 miles, all consecutively—as well as in other triathlon races and several marathons.

Bowlen is a member of several clubs and societies, including the Young President's Organization, the Canadian and Edmonton Bar Associations, and the Law Society of Alberta.

In addition, to his Denver home, he also maintains residences in Honolulu, Hawaii and Edmonton, Alberta.



VICE PRESIDENT/HEAD COACH

DAN REEVES Vice President / Head Coach

Whether judged by single season records or by his overall impact on the franchise since coming to Denver in 1981, Vice President/Head Coach Dan Reeves stands in very exclusive company as one of the premier coaches in the National Football League.

He can boast 78 wins in eight years, including a 74-45-1 (.621) regular season record and a 4-4 postseason mark, with appearances in both Super Bowls XXI and XXII.

The first coach to guide his club to consecutive American Football Conference crowns since Pittsburgh's Chuck Noll in 1978-79, Reeves is an intense competitor who has infused the Broncos with his own strength of character, an overwhelming factor on the 1986 and 1987 championship teams.

In 1987 Reeves led an injury-ridden team to a 10-4-1 record, best in the AFC, and its second straight AFC western Division title. The Broncos then posted playoff wins over Houston and Cleveland before meeting Washington in Super Bowl XXII.

Last year Denver finished 8-8, second in the AFC West. However, Reeves's teams have been in postseason play in four of the last six years, and two of his teams are among just five since the wild card system began in 1970 to have missed the playoffs despite 10 wins or more (his 1981 club was 10-6, and his 1985 team was 11-5, both eliminated by the tiebreaking procedure).

His 53-25-1 regular season record from 1984 to the present is the third best mark in the NFL, and Reeves-coached teams are 33-7 at home in that time period, tied with Chicago for the best home record in the entire league.

Since Reeves became a head coach in 1981 Denver can boast the NFL's best home record (48-13, a .787 percentage), and only two active coaches have posted more regular season wins than his 74 during that time (Joe Gibbs has 81 and Don Shula has 78). Denver has enjoyed six winning seasons and four playoff berths under Reeves, whose Broncos were the AFC West titlists in 1984 after having entered the playoffs as a wild card participant in 1983.

Despite playing a shortened 15-game schedule in 1987, the Broncos set numerous single season team records, including most touchdowns scored (45, tying the 1985 and 1986 marks), and most yards of total offense (5,624). In addition, the Super Bowl-bound Broncos set new marks for most games scoring 20 or more points (12) and most consecutive games scoring 20 or more (seven, tied with three other years), as well as most games scoring 30 or more (six, tied with 1985 and 1986).

His 1986 Super Bowl team had the unique distinction of possessing a high-powered passing game while setting a new franchise record for lowest interception avoidance percentage (.029).

In the last five years Reeves has led the Broncos to four of the five best records in franchise history. Denver has had winning streaks of four or more games five times under Reeves, including a club record 10 straight in 1984. His 13-3 mark in 1984 gave Denver its highest victory total ever and garnered numerous Coach of the Year honors for the club's highly respected coach (Kansas City 101 Club, Pro Football Weekly, Sports Illustrated, Football News, College and Pro Football Newsweekly).

He also finished second in the UPI AFC Coach of the Year ballot-



ing in 1983, a season in which he paced the Broncos to a 9-7 mark and a wild card playoff berth.

Reeves, who enters his ninth season at the Broncos' helm this year, was the youngest coach in the NFL when he assumed command of the club in 1981, guiding Denver to a 10-6 record and barely missing a playoff berth in that inaugural campaign.

Reeves had been a member of the Dallas coaching staff since 1970, when he undertook the difficult dual role of player-coach for two seasons. He was a fulltime offensive backfield coach in 1972, but spent 1973 in private business before rejoining the staff again as backfield coach in 1974.

In 1977, he took on the job of offensive coordinator, in which his duties included coaching the quarterbacks and wide receivers.

A native of Americus, Ga. (1/19/44), Reeves began his pro career as a free agent running back for the Cowboys in 1965. He had been a quarterback as a college player at South Carolina and was inducted into South Carolina's Hall of Fame 12 years ago.

An all-purpose offensive back during his eight seasons (1965-72) on the Dallas roster, Reeves finished his career as the Cowboy's fifth all-time leading rusher, despite a series of injuries that slowed him in the later stages of his career.

He rushed for 1,990 yards and 25 touchdowns, and caught 129 passes for 1,693 yards and 17 TDs.

Because of his collegiate quarterback background, Reeves was also a respected halfback option passer, completing 30 such attempts for a pair of TDs during his career. In addition, he returned some kickoffs and punts along the way, and played in the NFL championship games of 1966, 1967, and 1970. He now has played or coached in six Super Bowls.

Reeves and his wife Pam are the parents of three children, daughters Dana (9/21/65) and Laura (9/19/70), and son Lee (11/4/67), and they have one granddaughter, Caitlin (2/24/88).



GENERAL MANAGER

JOHN BEAKE General Manager

John Beake begins his 11th year with the Denver Broncos and his fifth season as the National Football League Club's General Manager. This will mark John's 21st season in professional football as either coach or administrator.

Having had an integral role in Denver's drives to the American Football Conference Championships and berths in Super Bowls XXI and XXII, John subsequently finished second in The Sporting News 1986 Executive of the Year balloting.

As General Manager, he is responsible for all day-to-day operations of club administration and concentrates his efforts in the area of contract negotiations, an area in which he has considerable experience.

Beake has been the first NFL general manager to sign all his club's unsigned players in each of the past four years, and he plays a vital role in player acquisitions via trades and free agent signings.

All of Denver's administrative department heads report directly to John Beake, who coordinates the activities of each department with the counsel of Dan Reeves and team owner Pat Bowlen. Together, the three embody the major decision-making element of the Denver Broncos.

John was Assistant General Manager in 1984 and was the Broncos' Director of Football Operations the previous year, so his position at the helm of the club's administration is the culmination of a steady rise within the organization.

He joined the Broncos in 1979 as the Director of Pro Personnel and became Director of Player Personnel in 1981, having concentrated on the coaching aspects of the game prior to coming to Denver.

As assistant coach for the Kansas City Chiefs from 1968 through 1974, John was the offensive backfield coach for the Chiefs when they defeated the Minnesota Vikings to win Super Bowl IV in New Orleans. He also coached the running backs at New Orleans in 1976-77.

On the college level, he coached at Penn State in 1961-1962 and was the offensive coordinator at Colorado State University in 1975. Upon receiving his master's degree from Penn State in 1962, John coached for six years at the high school level.

He has a bachelor's degree from Trenton State College in New Jersey, in addition to his master's degree from Penn State.

John is in his third year on the Board of Directors of AMI St. Luke's/Denver Presbyterian Hospital and is serving his second year on the Denver Tourist and Convention Bureau's Board of Directors.

An avid skier, he is an annual participant in the Winter Park Pro-Am Race to benefit the handicapped skiers program in Colorado.

John and his wife, Marcia, have three children, Jerilyn, Chip, and Christopher, and the family makes its home in Fort Collins, Colorado.



ASSISTANT COACHES

MARVIN BASS Special Assistant

With over 40 years experience as a coach and administrator in college and pro football, Marvin Bass this year is in his seventh campaign in the position of special assistant. He served the Broncos in that capacity in 1982-83, and was the head offensive line coach in 1984.

Bass, 69, came to Denver from the Canadian Football League, where he had been defensive coordinator of the Calgary Stampeders from 1978-1981.

A native of Norfolk, Virginia who was an All-American at William and Mary in 1942, he elected to go into college coaching after graduation and joined the staff at his alma mater in 1944.

In addition to William and Mary, Bass coached on the college level at North Carolina, Georgia Tech, South Carolina, and the University of Richmond. While head coach at South Carolina Bass coached Dan Reeves, who was the starting quarterback for the Gamecocks.

On the pro level, he was on the Buffalo Bills staff from 1969-71 and spent two years with the Birmingham franchise in the World Football League, including one season as head coach (1975). After the WFL ceased operations Bass rejoined the Buffalo Bills, this time as Director of Pro Scouting from 1975-77, prior to moving to Calgary in 1978.

Marvin and his wife, Audrey, have one son, Randy, and two grandsons, Lee and Rhett.



BARNEY CHAVOUS Assistant Strength/Conditioning

Barney Chavous is in his first year as the Broncos' assistant strength and conditioning coach in 1989.

Chavous, 37, was a coaching intern with the Broncos in 1988, working with the defensive line and in the strength and conditioning program.

A defensive end with Denver from 1973-85, Chavous is second in team history with 72 quarterback sacks. He was the Broncos' second-round draft choice in 1973 and is one of only four people to play in 13 or more seasons with Denver.

Chavous was all-conference and defensive most valuable player at South Carolina State, where he was a three-year starter.

A native of Aiken, S.C., Barney and his wife Odessa have three children, son Shedric and daughters Jasmine and Nikeya Monique.



MAURICE (MO) FORTE

Running Backs

Mo Forte is in his second season as the Broncos' running backs coach, having come to Denver from North Carolina A & T State University, where he was head coach from 1982-87. Forte led the Aggies to a 9-3 record and the Mid-Eastern Athletic Conference championship in the 1986 campaign.

Forte, 42, had been an assistant coach for 12 years at major college programs prior to going to North Carolina A & T. His previous coaching career included stints at Arizona State (1980-81), Michigan State (1978-79), Duke (1976-77), and Minnesota (1970-75).

The 1978 Michigan State team won the Big 10 title and the 1981 Arizona State club established a number of Pac-10 records.

A native of Hannibal, Missouri, Forte was a starting running back at the University of Minnesota, from which he graduated with a bachelor's degree in education in 1971.

Mo has a daughter, Dawn.



CHAN GAILEY

Offensive Coordinator/ Wide Receivers

Chan Gailey is in his fifth year with the Broncos and his first as offensive coordinator, in addition to serving as the wide receivers coach.

Gailey joined the Broncos in 1985 as a defensive assistant and special teams coach. He coached the special teams and tight ends the following year, and in 1987 he was in charge of the tight ends and wide receivers. Last season Gailey served as Denver's quarterback coach. Gailey, 37, came to Denver from Troy State in Troy, Ala., where he was head coach from 1983-84, winning the NCAA Division II national championship in 1984.

Gailey began his coaching career as the defensive backfield coach at Troy State in 1976-78, before moving on to the Air Force Academy as the Falcons' secondary coach in 1972. Gailey rose to the position of defensive coordinator with the Falcons in 1981, and returned to Troy State in 1983.

A native of Americus, Ga., Gailey earned 12 varsity letters at Americus High School before entering the University of Florida, where he earned his bachelor's degree in physical education in 1974. He earned three letters at Florida, two as a quarterback and one as a special teams player.

Gailey served as a graduate assistant at Florida in 1974 and 1975, with the Gators going to the Sugar Bowl in 1974 and the Gator Bowl the following year.

Chan and his wife Laurie have two sons, Tate and Andrew.



GEORGE HENSHAW

Offensive Line

George Henshaw is in his second season as the Denver Broncos' offensive line coach in 1989. He brings 18 years of collegiate coaching experience to his post with the Broncos, including eight as an offensive coordinator and one as head coach.

Henshaw, 41, came to the Mile High City from the University of Tulsa, where he was the Golden Hurricane's head coach in 1987.

He was on the Alabama staff from 1983-86 as offensive line coach, and was the Crimson Tide's offensive coordinator in 1983-86. Alabama led the Southeastern Conference in a number of offensive categories during Henshaw's four years there, including scoring offense (30.7 points per game) and total offense (424.1 yards per game) in 1983.

Prior to joining the Alabama staff Henshaw was at Florida State from 1976-82, serving as offensive coordinator and offensive line coach from 1979-82. In 1982 the Seminoles ranked second nationally in scoring offense (35.3 points per game) and third in total offense (465.7 yards per game). In his first three seasons at Florida State Henshaw coached the defensive line.

A 1970 graduate of West Virginia University, Henshaw began his coaching career at his alma mater in 1970 and remained there until 1976.

An all-Southern Conference performer as a defensive tackle, he is a member of the post-1950 all-time West Virginia squad.

George and his wife, Kathleen, have two sons, Michael and Matthew, and a daughter, Kerry.



EARL LEGGETT

Defensive Line

Earl Leggett is in his first year as defensive line coach for the Denver Broncos.

Leggett, 55, was the defensive line coach for the Los Angeles Raiders from 1980-88. He held similar positions with San Francisco (1978), Seattle (1976-77), and the Southern California Sun of the World Football League (1974-75).

Leggett began his coaching career at Nicholls State (Louisiana) in 1971, followed by two seasons at Texas Christian University.

An All-American defensive tackle at Louisiana State, Leggett was the Chicago Bears' first-round draft choice in 1957. He was traded to the Los Angeles Rams in 1966 and later taken in the 1967 veteran allocation by New Orleans, with whom he played for two seasons.

Earl and his wife Bobbie have two sons, Earl Jr. and John Brad, and two daughters, Dana Carol and Celi Lynn.



PETE MANGURIAN

**Tight Ends/Assistant
Offensive Line**

Pete Mangurian, 34, is in his second year on Denver's coaching staff as the tight end and assistant offensive line coach.

Mangurian came to the Broncos from Louisiana State University, where he was the offensive line coach from 1984-87. During those four years the Tigers appeared in four straight bowl games and set a school record for total offense three times.

Before going to Louisiana State Mangurian had been a coach at Stanford (1982-83), New Mexico State (1981), and Southern Methodist (1979-80).

Born in Los Angeles and raised in Sherman Oaks, Calif., Mangurian earned a bachelor's degree in political science at Louisiana State in 1976, after having played defensive tackle for the Tigers for four years. He is married (Amy).



AL MILLER


Strength/Conditioning

Al Miller will be in his fifth season as the Broncos' strength and conditioning coach in 1989. He came to Denver from the University of Alabama, where he was the strength coach from 1982-84.

Prior to moving to Alabama Miller, 41, was the strength and conditioning coach at Northeast Louisiana in 1981 and Mississippi State in 1980. He spent 1979 in private business, after working as linebacker and strength coach at Northwestern Louisiana in 1974-78. Miller coached on the high school and junior high school levels in 1970-73.

Miller, a native of El Dorado, Ark., received his bachelor's degree from Northeast Louisiana, graduating from the school in 1970. He earned a master's degree from Louisiana Tech in 1974.

Al and his wife Janis have a son, Carey Brian, and a daughter, Lisa.



MIKE NOLAN

Linebackers

Mike Nolan is in his third campaign on the Denver Broncos' coaching staff, having come to the Mile High City from Louisiana State, where he coached the Bengal Tigers' linebackers in 1986.

This year Nolan will coach the Broncos' linebackers, after coaching the coverage units of Denver's special teams and assisting as linebackers coach in 1988. He was Denver's special teams coach in 1987.

Nolan went to LSU from Rice, where he had been an assistant coach for the 1984-85 seasons.

A four-year letterman at free safety at the University of Oregon, Nolan graduated in 1981 and was a free agent defensive back candidate in the Broncos' camp that year. Nolan then became a graduate assistant at Oregon before moving to Stanford for two seasons, 1982-83, going to Rice the following year.

Mike and his wife Kathy have a son, Michael, and two daughters, Jennifer and Laura.



WADE PHILLIPS

Defensive Coordinator

This marks the first season for Wade Phillips as defensive coordinator for the Denver Broncos.

Phillips, 41, was the defensive coordinator and linebackers coach for the National Football Conference Eastern Division champion Philadelphia Eagles from 1986-88. Under Phillips in 1988 the Eagles were second in the NFL in turnovers (44) and second in interceptions (32) as they won their first division title since 1980.

He served as defensive coordinator at New Orleans from 1981-85 and was the interim head coach for the final four games of the 1985 season (1-3 record). During his tenure at New Orleans the Saints led the NFC in defense in 1983 and led the NFL in pass defense in 1983 and 1984. Overall, the Saints finished among the top five in the NFL defensively in three of his five seasons.

Prior to joining the Saints, Phillips spent five seasons at Houston, coaching the linebackers (1976) and defensive line (1977-80). The Oilers made three playoff appearances during that period.

Phillips began his coaching career at his alma mater, the University of Houston, in 1969 and then coached at Orange (Texas) High School for three years before moving to Oklahoma State (1973-74) and Kansas (1975).

The son of former NFL coach Bum Phillips, Wade was born in Orange, Texas (6/21/47) and attended Portes Neches-Groves High School. He went on to be a three-year starter at linebacker at Houston under head coach Bill Yeoman.

Wade and his wife Laurie have two children, Tracey, 14 and Wesley, nine.



HAROLD RICHARDSON

Special Teams

Harold Richardson is in his first season as special teams coach for the Denver Broncos.

Richardson, 44, comes to the Broncos from Colorado State University, where he was defensive coordinator in 1987 and 1988. Prior to that he served as receivers and special teams coach with the NFL New Orleans Saints (1981-85).

Working on the collegiate level (1972-80), Richardson coached at North Texas State, Texas Christian, and Southern Methodist, where he began his coaching career as a graduate assistant in 1971.

A native of Houston, Tex., Richardson earned a bachelor's degree in finance from Southern Methodist in 1968.

Harold and his wife Ramona have a son, Blake Lee.



CHARLIE WATERS

Defensive Backs

Charlie Waters will coach the Denver Broncos' defensive backs in 1989, his second season with the NFL club. Last year he coached the kick return units of the Broncos' special teams, as well as serving as the assistant defensive backfield coach.

Waters played for the Dallas Cowboys from 1970-1981, missing the 1979 season due to injury, and was a Pro Bowl choice in 1976, 1977, and 1978, in addition to being voted All-NFL in 1977 and 1978. Waters became the Cowboys' starting strong safety in 1976 after playing both cornerback and safety through his first six seasons.

He was superb in the playoffs for the Cowboys, including five Super Bowls, and he holds the NFL career playoff record for most interceptions with nine. He is third in Dallas history in career regular season pass thefts with 41.

In single game play, his three interception performance against Chicago (12/26/77) is an NFC Divisional Playoff Game record.

A native of Miami, Florida, who was raised in North Augusta, South Carolina, Waters played college football at Clemson and was elected in 1980 to the South Carolina Athletic Hall of Fame.

Prior to coming to Denver Waters had worked as a television sports commentator and in private business in the Dallas area.

Charlie and his wife, Rosie, have three sons, Cody, Ben, and Cliff.



SCOUTING STAFF

LIDE HUGGINS

Director of Football Operations

Lide Huggins was named Denver's Director of Football Operations on July 13, moving into his new position after two years as the Director of Pro Personnel for the Broncos.

Huggins is in his ninth overall season with Denver and previously scouted the Southeast and Southwest as a regional scout from 1981-86.

In his new role Huggins works closely with Head Coach Dan Reeves, and his duties include evaluation of the top college players on a national level, gathering information regarding professional talent, and player acquisition by both trade and free agent signings.

A defensive back and college teammate of Head Coach Dan Reeves at the University of South Carolina, Huggins graduated with a marketing degree in 1964, then did graduate study in business at Texas A & M in 1965.

Huggins coached at Texas A & M from 1965-69, at West Virginia from 1970-71, and at Tennessee from 1972-75.

Prior to joining the Broncos he scouted fulltime for the Dallas Cowboys, Seattle Seahawks, and the National Scouting Combine.

Lide and his wife Sandra Lee have three daughters, Kathy, Karen, and Sabrina.



REED JOHNSON

Director of Player Personnel

Reed Johnson, who enters his ninth season with the Denver Broncos in 1989, is the Director of Player Personnel for the NFL club and as such is in charge of Denver's entire scouting program.

He came to Denver as special teams coach in 1981 and served as Coordinator of Pro Scouting in 1982 before taking over as the Broncos' Coordinator of College Scouting from 1983-85.

Johnson spent eight years as a scout for the Dallas Cowboys before coming to Denver. Prior to his stint with Dallas, he was an assistant coach on the college level at New Mexico, Oklahoma State, and Tulsa.

A graduate of the University of Colorado, Johnson played in the Buffaloes' defensive backfield for four years and was a member of the school's Big Eight championship team in 1961.

He coached high school football in Texas for five seasons, including four at Highland Park High School in Dallas, where Johnson himself had played on a state championship team in 1957.

Reed has two daughters, Jill, 26, and Holly, 24. He and his wife Peggy reside in Denver with their new son, Blair, who is two years old.



ADMINISTRATION



Sandy Waters
Director of
Administration



Yolanda Saltus
Executive Assistant
to the President



Bob Annalora
Assistant to the
President



Bill Harpole
Director of Operations



Gary Kalika
Director of
Information Systems



Dave Daubers
Operator/Programmer
Information Systems



Kristi Nichols
Secretary to
General Manager



Pam Hynes
Secretary to Director
of Administration



Jana Miller
Administrative
Secretary



Karen Cleveland
Secretary to the
Director of Operations

FINANCES



Robert M. Hurley
Treasurer and Chief
Financial Officer



Alex Rohr
Controller



Beverly J. Havens
Accountant



Alice Wooten
Accounting
Assistant - A/P



Sherry Zoltay
Secretary to the
Treasurer and Chief
Financial Officer

FOOTBALL OPERATIONS ASSISTANCE



Joe DeCamillis
Administrative
Assistant to Head Coach
and General Manager



Azantha Andrie
Secretary to Vice
President/Head Coach



Pat Chappelle
Video Department/
Assistant Coaches
Secretary



Melanie Ness
Pro Personnel
Secretary

TICKET OFFICE



Gail Stuckey
Ticket Manager



Bertie Mark
Ticket Assistant



Cathy Gibbons
Ticket Assistant



Beth Herhold
Ticket Assistant

PUBLIC RELATIONS



Jim Saccomano
Director of
Media Relations



Charlie Lee
Director of Player &
Community Relations



Barry Hawkins
Media Relations
Assistant



Pamela Moss
Public Relations
Secretary

TRAINING AND EQUIPMENT



Steve Antonopoulos
Head Athletic Trainer



Jim Gillen
Assistant Trainer



Dan Bill
Equipment Manager



Frank Trujillo
Equipment Department
Assistant

VIDEO OPERATIONS



Rusty Nail
Director of
Video Operations



Dusty Alves
Video Operations
Assistant

FACILITIES



Ronnie Bill
Superintendent of
Facilities



Ross Kurcab
Groundskeeper



Ted Proulx
Assistant
Groundskeeper

RECEPTIONIST



Nancy Dunkley
Receptionist/Travel

SCOUTING DEPARTMENT



Jenny Anne Davis
Player Personnel Secretary

KEN BLAIR

Region: Northeast.
Years with Broncos: 5
Total years scouting: 7
Age: 48
College: All-Big Eight tight end and
linebacker at University of Colorado
Coaching experience: Colorado
(1963-70), UCLA (1971-73), Georgia
Tech (1974-82)
Personal: Married (Mary Sue), two
children (Mike, Mitch)



HUGH DAVIDSON

Region: West
Years with Broncos: 18
Total years scouting: 18
Age: 61
College: Fullback and wingback at
University of Colorado
Coaching experience: Colorado
(1954-58), Montana (1958-66), Idaho
State (1970-72)
Personal: Married (Jane Alice), three
children (Niki, Toni, Jill)



SCOTT DI STEFANO

Region: Near West
Years with Broncos: 7
Total years scouting: 7
Age: 32
College: Quarterback at Colorado
State University, also participated in
track
Coaching experience: Colorado
State (1980-81)
Personal: Single



JERRY FREI

Region: West
Years with Broncos: 7
Total years scouting: 7
Age: 64
College: Guard at University of
Wisconsin
Coaching experience: Willamette
(1952-54), Oregon (1955-66, head
coach (1967-71), Denver Broncos
(1972-75, 1981-82), Tampa Bay
Buccaneers (1976-77), Chicago
Bears (1978-80)
Personal: Married (Marian), five children (David, Judy, Terry,
Susan, Nancy)



SCOUTING DEPARTMENT



CORNELL GREEN

Region: South/East
Years with Broncos: 3
Total years scouting: 10
Age: 49
College: All-American in basketball at Utah State University
Pro career: Cornerback with Dallas Cowboys (1962-74)
Coaching experience: None
Personal: Married (Betty), two children (Randy, Ronney)

MIKE HAGEN

Region: South/Midwest
Years with Broncos: 3
Total years scouting: 8
Age: 30
College: NCAA Division II All-American wide receiver at California Lutheran College
Coaching experience: None
Personal: Married (Lisa), one child (Tara)



RONNIE HILL

Region: Southeast
Years with Broncos: 5
Total years scouting: 10
Age: 35
College: Linebacker at Mississippi State University
Coaching experience: Mississippi State (1977-78)
Personal: Married (Tina)




BOBBY MARKS

Region: South/Near East
Years with Broncos: 6
Total years scouting: 6
Age: 52
College: All-Southwest Conference end at Texas A & M
Coaching experience: Texas A & M (1969-71), Alabama (1972-82)
Personal: Married (Ann), five children (Bobby Jr., Keith, Jared, Beth, Katie)



THE 1989 SEASON



P MIKE HORAN, WHO IN 1988 PACED DENVER'S SPECIAL TEAMS WHILE EARNING ALL-NFL AND PRO BOWL HONORS, ALSO LED THE LEAGUE IN NET PUNTING AVERAGE WITH A 37.8 FIGURE.

1989 NFL SCHEDULE

SUNDAY, SEPTEMBER 10 (First Weekend)

Buffalo at Miami, Cincinnati at Chicago, Cleveland at Pittsburgh, Dallas at New Orleans, Houston at Minnesota, Kansas City at Denver, Los Angeles Rams at Atlanta, New England at New York Jets, Phoenix at Detroit, San Diego at Los Angeles Raiders, San Francisco at Indianapolis, Seattle at Philadelphia, Tampa Bay at Green Bay.

MONDAY, SEPTEMBER 11

New York Giants at Washington.

SUNDAY, SEPTEMBER 17 (Second Weekend)

Dallas at Atlanta, Detroit at New York Giants, Houston at San Diego, Indianapolis at Los Angeles Rams, Los Angeles Raiders at Kansas City, Miami at New England, Minnesota at Chicago, New Orleans at Green Bay, New York Jets at Cleveland, Philadelphia at Washington, Phoenix at Seattle, Pittsburgh at Cincinnati, San Francisco at Tampa Bay.

MONDAY, SEPTEMBER 18

Denver at Buffalo.

SUNDAY, SEPTEMBER 24 (Third Weekend)

Atlanta at Indianapolis, Buffalo at Houston, Chicago at Detroit, Green Bay at Los Angeles Rams, Kansas City at San Diego, Los Angeles Raiders at Denver, Minnesota at Pittsburgh, New Orleans at Tampa Bay, New York Jets at Miami, Phoenix at New York Giants, San Francisco at Philadelphia, Seattle at New England, Washington at Dallas.

MONDAY, SEPTEMBER 25

Cleveland at Cincinnati.

SUNDAY, OCTOBER 1 (Fourth Weekend)

Atlanta vs. Green Bay at Milwaukee, Cincinnati at Kansas City, Denver at Cleveland, Indianapolis at New York Jets, Los Angeles Rams at San Francisco, Miami at Houston, New England at Buffalo, New York Giants at Dallas, Pittsburgh at Detroit, San Diego at Phoenix, Seattle at Los Angeles Raiders, Tampa Bay at Minnesota, Washington at New Orleans.

MONDAY, OCTOBER 2

Philadelphia at Chicago.

SUNDAY, OCTOBER 8 (Fifth Weekend)

Atlanta at Los Angeles Rams, Buffalo at Indianapolis, Chicago at Tampa Bay, Cincinnati at Pittsburgh, Cleveland at Miami, Dallas at Green Bay, Detroit at Minnesota, Houston at New England, Kansas City at Seattle, New Orleans at San Francisco, New York Giants at Philadelphia, Phoenix at Washington, San Diego at Denver.

MONDAY, OCTOBER 9

Los Angeles Raiders at New York Jets.

SUNDAY, OCTOBER 15 (Sixth Weekend)

Detroit at Tampa Bay, Green Bay at Minnesota, Houston at Chicago, Indianapolis at Denver, Kansas City at Los Angeles Raiders, Miami at Cincinnati, New England at Atlanta, New York Jets at New Orleans, Philadelphia at Phoenix, Pittsburgh at Cleveland, San Francisco at Dallas, Seattle at San Diego, Washington at New York Giants.

MONDAY, OCTOBER 16

Los Angeles Rams at Buffalo.

SUNDAY, OCTOBER 22 (Seventh Weekend)

Atlanta at Phoenix, Dallas at Kansas City, Denver at Seattle, Green Bay at Miami, Indianapolis at Cincinnati, Los Angeles Raiders at Philadelphia, Minnesota at Detroit, New England at San Francisco, New Orleans at Los Angeles Rams, New York Giants at San Diego, New York Jets at Buffalo, Pittsburgh at Houston, Tampa Bay at Washington.

MONDAY, OCTOBER 23

Chicago at Cleveland.

SUNDAY, OCTOBER 29 (Eighth Weekend)

Atlanta at New Orleans, Detroit vs. Green Bay at Milwaukee, Houston at Cleveland, Kansas City at Pittsburgh, Los Angeles Rams at Chicago, Miami at Buffalo, New England at Indianapolis, Philadelphia at Denver, Phoenix at Dallas, San Diego at Seattle, San Francisco at New York Jets, Tampa Bay at Cincinnati, Washington at Los Angeles Raiders.

MONDAY, OCTOBER 30

Minnesota at New York Giants.

SUNDAY, NOVEMBER 5 (Ninth Weekend)

Buffalo at Atlanta, Chicago at Green Bay, Cincinnati at Los Angeles Raiders, Cleveland at Tampa Bay, Detroit at Houston, Indianapolis at Miami, Los Angeles Rams at Minnesota, New York Giants at Phoenix, New York Jets at New England, Philadelphia at San Diego, Pittsburgh at Denver, Seattle at Kansas City.

SUNDAY NIGHT

Dallas at Washington.

MONDAY, NOVEMBER 6

San Francisco at New Orleans.

SUNDAY, NOVEMBER 12 (Tenth Weekend)

Atlanta at San Francisco, Chicago at Pittsburgh, Cleveland at Seattle, Dallas at Phoenix, Denver at Kansas City, Green Bay at Detroit, Indianapolis at Buffalo, Miami at New York Jets, Minnesota at Tampa Bay, New Orleans at New England, New York Giants at Los Angeles Rams, Washington at Philadelphia.

SUNDAY NIGHT

Los Angeles Raiders at San Diego.

MONDAY, NOVEMBER 13

Cincinnati at Houston.

SUNDAY, NOVEMBER 19*(Eleventh Weekend)*

Buffalo at New England, Detroit at Cincinnati, Green Bay at San Francisco, Kansas City at Cleveland, Los Angeles Raiders at Houston, Miami at Dallas, Minnesota at Philadelphia, New Orleans at Atlanta, Phoenix at Los Angeles Rams, San Diego at Pittsburgh, Seattle at New York Giants, Tampa Bay at Chicago.

SUNDAY NIGHT

New York Jets at Indianapolis.

MONDAY, NOVEMBER 20

Denver at Washington.

THURSDAY, NOVEMBER 23*(Thanksgiving Day)**(Twelfth Weekend)*

Cleveland at Detroit, Philadelphia at Dallas.

SUNDAY, NOVEMBER 26

Atlanta at New York Jets, Chicago at Washington, Cincinnati at Buffalo, Houston at Kansas City, Minneapolis vs. Green Bay at Milwaukee, New England at Los Angeles Raiders, Pittsburgh at Miami, San Diego at Indianapolis, Seattle at Denver, Tampa Bay at Phoenix.

SUNDAY NIGHT

Los Angeles Rams at New Orleans.

MONDAY, NOVEMBER 27

New York Giants at San Francisco.

SUNDAY, DECEMBER 3*(Thirteenth Weekend)*

Cincinnati at Cleveland, Denver at Los Angeles Raiders, Green Bay at Tampa Bay, Houston at Pittsburgh, Indianapolis at New England, Los Angeles Rams at Dallas, Miami at Kansas City, New Orleans at Detroit, New York Jets at San Diego, Philadelphia at New York Giants, San Francisco at Atlanta, Washington at Phoenix.

SUNDAY NIGHT

Chicago at Minnesota.

MONDAY, DECEMBER 4

Buffalo at Seattle.

SUNDAY, DECEMBER 10*(Fourteenth Weekend)*

Atlanta at Minnesota, Cleveland at Indianapolis, Dallas at Philadelphia, Detroit at Chicago, Kansas City at Green Bay, New Orleans at Buffalo, New York Giants at Denver, Phoenix at Los Angeles Raiders, Pittsburgh at New York Jets, San Diego at Washington, Seattle at Cincinnati, Tampa Bay at Houston.

SUNDAY NIGHT

New England at Miami.

MONDAY, DECEMBER 11

San Francisco at Los Angeles Rams.

SATURDAY, DECEMBER 16*(Fifteenth Weekend)*

Dallas at New York Giants, Denver at Phoenix.

SUNDAY, DECEMBER 17

Buffalo at San Francisco, Green Bay at Chicago, Houston at Cincinnati, Miami at Indianapolis, Minnesota at Cleveland, New England at Pittsburgh, New York Jets at Los Angeles Rams, San Diego at Kansas City, Tampa Bay at Detroit, Washington at Atlanta.

SUNDAY NIGHT

Los Angeles Raiders at Seattle.

MONDAY, DECEMBER 18

Philadelphia at New Orleans.

SATURDAY, DECEMBER 23*(Sixteenth Weekend)*

Buffalo at New York Jets, Washington at Seattle.

SATURDAY NIGHT

Cleveland at Houston.

SUNDAY, DECEMBER 24

Chicago at San Francisco, Denver at San Diego, Detroit at Atlanta, Green Bay at Dallas, Indianapolis at New Orleans, Kansas City at Miami, Los Angeles Raiders at New York Giants, Los Angeles Rams at New England, Phoenix at Philadelphia, Pittsburgh at Tampa Bay.

MONDAY, DECEMBER 25*(Christmas night)*

Cincinnati at Minnesota.



POSTSEASON

Sunday, December 31 — AFC and NFC First Round Playoffs (NBC and CBS). **Saturday, January 6** — AFC and NFC Divisional Playoffs (NBC and CBS). **Sunday, January 7** — AFC and NFC Divisional Playoffs (NBC and CBS). **Sunday, January 14** — AFC and NFC Championship Games (NBC and CBS). **Sunday, January 28** — Super Bowl XXIV at the Louisiana Superdome, New Orleans, Louisiana (CBS). **Sunday, February 4** — AFC-NFC Pro Bowl at Honolulu, Hawaii (ESPN).

1989 NFL PRESEASON SCHEDULE

Saturday, August 5 — Hall of Fame Game: Buffalo vs. Washington, Canton, Ohio. **Saturday, August 5** — Los Angeles Rams vs. San Francisco at Koraduen Dome, Tokyo. **Sunday, August 6** — Cleveland vs. Philadelphia at Wembley Stadium, London.

FIRST WEEK

Friday, August 11: Seattle at Phoenix. **Saturday, August 12:** Atlanta at Philadelphia, Cleveland at Detroit, Houston at Tampa Bay, Indianapolis at New Orleans, Los Angeles Rams at Denver, Kansas City vs. Minnesota at Memphis, New York Jets vs. Green Bay at Milwaukee, New York Giants at New England, San Francisco at Los Angeles Raiders, Washington at Pittsburgh. **Sunday, August 13:** Buffalo at Cincinnati, Dallas at San Diego. **Monday, August 14:** Chicago at Miami.

SECOND WEEK

Saturday, August 19: Atlanta at Tampa Bay, Cincinnati at Detroit, Dallas at Los Angeles Raiders, Denver at San Francisco, Indianapolis at Green Bay, Miami vs. Houston at Jacksonville, New Orleans at Buffalo, Phoenix at Chicago, Pittsburgh at Cleveland, Seattle vs. New England at St. Louis, Mo. **Sunday, August 20:** New York Giants at Kansas City, New York Jets vs. Philadelphia at Raleigh, N.C. **Monday, August 21:** San Diego at Los Angeles Rams, Washington at Minnesota.


THIRD WEEK

Wednesday, August 23: San Diego at San Francisco. **Friday, August 25:** Detroit at Seattle, Miami at Washington. **Saturday, August 26:** Buffalo vs. Green Bay at Madison, Wis., Cleveland at Phoenix, Dallas at Denver, Houston vs. Los Angeles Raiders at Oakland, Minnesota at Los Angeles Rams, New England at Atlanta, New York Jets at New York Giants, Pittsburgh at Philadelphia, Tampa Bay at Indianapolis. **Sunday, August 27:** Kansas City at Chicago. **Monday, August 28:** Cincinnati at New Orleans.

FOURTH WEEK

Friday, September 1: Atlanta vs. Buffalo at Jacksonville, Fla., Cincinnati at Minnesota, Green Bay at New England, New York Jets at Kansas City, Phoenix at San Diego, San Francisco at Seattle, Washington at New Orleans. **Saturday, September 2:** Chicago at Los Angeles Raiders, Denver at Indianapolis, Detroit at Los Angeles Rams, Houston at Dallas, Philadelphia at Miami, Pittsburgh at New York Giants, Tampa Bay at Cleveland.

VETERAN PLAYER PROFILES



C BILLY BRYAN, WHO WAS NAMED BY HIS TEAMMATES AS CO-WINNER OF THE BRONCOS' MOST INSPIRATIONAL PLAYER AWARD IN 1988, HAS STARTED MORE GAMES (151) FOR DENVER THAN ANY OTHER MEMBER OF THE ACTIVE ROSTER.

No. 40 JEFFREY O'NEAL (Jeff) ALEXANDER *Running Back*



Birthdate—January 15, 1965
Birthplace—Baton Rouge, La.
Residence—Denver, Colo.
How Acquired—FA, 1988
College—Southern University
High School—Baker HS, Baker, La.
Height—6-0
Weight—232
Pro Year—1st
Year with Broncos—1st

Jeff Alexander joined the Broncos as a rookie free agent in 1988, but suffered a wrist injury during the preseason and spent the entire season on injured reserve.

COLLEGE: Alexander was a running back at Southern University from 1984-87, after transferring there from Tulane in 1983. A college teammate of Bronco guard Gerald Perry, Alexander rushed for 640 yards and three TDs as a senior with the Black Knights.

PERSONAL: Jeff is single and makes his offseason home in Denver. A native of Baton Rouge, La., he attended Baker (La.) HS and lettered three times in football, twice in track, and once in baseball. A marketing major at Southern, Jeff enjoys running and going to the movies.

Professional Record

GAMES PLAYED: 1988 (0 - injured reserve).

No. 35 KENNETH SHAWN (Ken) BELL *Running Back*



Birthdate—November 16, 1964
Birthplace—Greenwich, Ct.
Residence—Aurora, Colo.
How Acquired—FA, 1986
College—Boston College
High School—Greenwich HS, Greenwich, Ct.
Height—5-10
Weight—190
Pro Year—4th
Year with Broncos—4th

Ken Bell was named Denver's special teams most valuable player for the second straight season in 1988. In addition to being one of that unit's leading tacklers, he ranked 10th in the AFC with a 21.2-yard average on 36 kickoff returns. He is now third in team history in kickoff returns (74) and fourth in kickoff return yardage (1,616). In limited play at running back last year he gained 36 yards on nine carries, and set personal single game highs with seven carries for 30 yards vs. San Diego (9/11). Bell was named the Broncos' MVP on special teams three times last season. In 1987 he returned 15 kickoffs for a 21.5 average and posted six tackles and three knockdown blocks on special teams. He was named special teams MVP twice in a three-game stretch, at Seattle (12/13) and at San Diego (11/29), a game in which he had his first start in the NFL. Bell had 13 rushing attempts for 43 yards that season. He played well for Denver in 1986 as a reserve running back and on special teams. He led the Broncos during the regular season with a 23.1 yard average on 23 kickoff returns, a figure good enough for fourth

in the AFC and sixth in the NFL. Bell posted a 42-yard return vs. Cincinnati (11/30) and had three of 35 yards, including one vs. New England in a divisional playoff game (1/4). For the season, Bell rushed nine times for 17 yards and caught two passes for 10 yards. He joined the Broncos as a rookie free agent in 1986.

COLLEGE: Bell earned honorable mention All-East honors as a senior at Boston College, rushing for 605 yards on 150 carries. His college career totals show 302 carries for 1,209 yards and seven TDs. Bell also caught 50 passes for 508 yards, and was the Golden Eagles' career kickoff return yardage leader with 883 yards on 41 returns. He has a degree in political science.

PERSONAL: Ken and his wife Tammy have a daughter, Tiana Rae (10/19/88), and the family makes its home in Aurora, Colo. At Greenwich (Ct.) HS, he earned two letters in football and one each in track and baseball.

Professional Record

RUSHING								RECEIVING			
Year	Club	Games	Starts	Att.	Yds.	Avg.	TD	No.	Yds.	Avg.	TD
1986	—Denver	16	0	9	17	1.9	0	2	10	5.0	0
1987	—Denver	12	1	13	43	3.3	0	1	8	8.0	0
1988	—Denver	16	0	9	36	4.0	0	0	0	0.0	0
TOTALS		44	1	31	96	3.1	0	3	18	6.0	0

KICKOFF RETURNS					
Year	Club	No.	Yds.	Avg.	TD
1986	—Denver	23	531	23.1	0
1987	—Denver	15	323	21.5	0
1988	—Denver	36	762	21.2	0
TOTALS		74	1616	21.8	0

ADDITIONAL STATISTICS: Fumbled once, 1986; fumbled twice, recovered one fumble, 1987; fumbled twice, recovered one fumble, 1988.

No. 54 KEITH BISHOP *Center/Guard*



Birthdate—March 10, 1957
Birthplace—La Jolla, Calif.
Residence—Englewood, Colo.
How Acquired—Draft #6, 1980
College—Baylor
High School—Lee HS, Midland, Tex.
Height—6-3
Weight—265
Pro Year—9th
Year with Broncos—9th

Keith Bishop had another fine season with Denver in 1988 despite being hampered by a broken thumb late in the season. For the second straight season he was voted the team's Most Inspirational Player by his teammates, sharing last season's award with center Billy Bryan. Bishop broke his left thumb in practice prior to the week seven game vs. Atlanta (10/16) and did not relinquish his duties as starting left guard until four weeks later. He saw limited action in weeks 10 through 15 but started in the season finale vs. New England (12/17). Bishop earned a starting berth in the NFL Pro Bowl for the second straight season in 1987. The first Bronco offensive lineman to be named to the Pro Bowl, Bishop also earned second team All-AFC (UPI) honors for his solid play at left guard. Along with his selection to the Pro Bowl in 1986, Bishop was also named All-AFC (Football News), second team All-AFC (UPI), and honorable mention All-NFL (AP). Bishop played in every game that season, missing two starts because of a knee injury that hampered him in the middle of the year. He has been a key member of a Denver

line that has allowed no more than 38 sacks in each of the last three campaigns. Bishop had a fine season in 1985, starting all but two games (he missed the Miami and Houston contests). Bishop is recognized by Bronco coaches and trainers as a team leader and an unselfish player, and in 1984 he was named as Denver's winner of the Ed Block Memorial Award for Courage. He missed the entire 1981 season with a torn tendon on the bottom of his right foot and was hampered by tendonitis of the knee throughout the 1982 campaign. Bishop is known for his aggressive attitude and is a hard worker, which is reflected in the consistency of his play. In addition to his starting guard role, Bishop is also the Broncos' long snapper in all kicking situations and is considered by Denver coaches to be among the best in the NFL in that capacity.

COLLEGE: Keith began his career at the University of Nebraska. He played two years at Nebraska then transferred to Baylor, where he started every game at center in 1978 and was elected a tri-captain for 1979, but suffered a knee injury in the first game and missed the remainder of the season. He majored in physical education.

PERSONAL: Keith and his wife Mary are the parents of a son, John (11/12/86), and twin daughters, Mary Rachel and Sarah Elizabeth (4/24/89), and the family makes its home in the Denver suburb of Englewood. At Lee HS in Midland, Texas, he lettered twice each in football and baseball. In football he played guard and center on offense and tackle on defense. Bishop was a pitcher in baseball. Keith lists hunting, fishing, and archery as his hobbies.

Professional Record

GAMES PLAYED: 1980 (16), 1981 (Injured reserve), 1982 (9), 1983 (16), 1984 (16), 1985 (14), 1986 (16), 1987 (12), 1988 (16).

GAMES STARTED: 1980 (0), 1982 (0), 1983 (16), 1984 (14), 1985 (14), 1986 (14), 1987 (12), 1988 (10).

ADDITIONAL STATISTICS: Recovered one fumble, 1982; recovered one fumble, 1983; recovered one fumble, 1986; fumbled once, 1988.

No. 68 PAUL KEVIN BLAIR

Tackle



Birthdate—August 3, 1963
Birthplace—Edmund, Okla.
Residence—Vernon Hills, Ill.
How Acquired—FA, 1989
College—Oklahoma State
High School—Memorial HS, Edmund, Okla.
Height—6-4
Weight—280
Pro Year—3rd
Year with Broncos—1st

Paul Blair signed with the Broncos on March 31 under the terms of the NFL's Plan B free agency system. He was Chicago's fourth-round draft choice in 1986 and played in 14 games as a rookie. In 1987 he played in 10 games, starting twice in place of the injured Jim Covert, but spent all of last season on injured reserve with a knee injury.

COLLEGE: Blair was an AP and UPI All-Big Eight selection as a senior at Oklahoma State, and was named AP all-league and honorable mention All-America as a junior. Blair started every game in his final two seasons with the Cowboys, and played in the Bluebonnet and Gator Bowls. He enrolled at Oklahoma State as a 225-pound freshman after playing only one year of high school football.

PERSONAL: Paul is single and resides in Vernon Hills, Ill. An avid weight lifter who bench presses over 400 pounds, Paul lists drawing cartoons, golf, and playing guitar as his hobbies. He has a degree in finance.

Professional Record

GAMES PLAYED: 1986 (14), 1987 (10), 1988 (0 - injured reserve).
GAMES STARTED: 1986 (0), 1987 (2), 1988 (0 - injured reserve).

No. 34 TYRONE SCOTT BRAXTON

Safety



Birthdate—December 12, 1964
Birthplace—Madison, Wis.
Residence—Madison, Wis.
How Acquired—Draft #12, 1987
College—North Dakota State
High School—James Madison Memorial HS, Madison, Wis.
Height—5-11
Weight—174
Pro Year—3rd
Year with Broncos—3rd

Tyrone Braxton will compete for increased playing time in Denver's defensive backfield in 1989, his third season with the club. One of the team leaders on special teams, he also played well last year as a reserve defensive back, posting interceptions at Pittsburgh (10/23) and vs. New England (12/17). Braxton closed out the campaign with 39 total tackles, five passes defended, a fumble recovery, and a quarterback sack. In 1987 he played in the final two regular season games and all three postseason contests, spending the first 13 weeks of the season on injured reserve with a shoulder injury suffered in the preseason. Primarily a special teams player in the regular season, he posted three first hits and two assists in the postseason, and was named Denver's special teams most valuable player for his performance in the divisional playoff game vs. Houston (1/10). He was Denver's 12th-round draft pick in 1987.

COLLEGE: Braxton was a defensive back and punt return specialist at North Dakota State, earning all-conference honors as a senior after posting 128 tackles, an interception, and two fumble recoveries. As a junior he led the conference with five interceptions and a punt return average of 15.0, earning him second-team all-conference honors. Braxton was a member of the North Central Conference champion outdoor 400-meter relay squad that competed in the national championship.

PERSONAL: Tyrone is single and resides in Madison, Wis. A native of Madison, he attended James Madison Memorial HS there, and was named all-conference in football as a senior. He lettered twice each in football and basketball and once in track. Tyrone majored in physical education and enjoys fishing in his spare time. In the past he has had a job as a gravedigger. Tyrone is a relative of the late Jim Braxton, who was an offensive lineman for the Buffalo Bills.

Professional Record

Year	Club	INTERCEPTIONS					TD
		Games	Starts	No.	Yds.	Avg.	
1987	Denver	2	0	0	0	0.0	0
1988	Denver	16	0	2	6	3.0	0
TOTALS		18	0	2	6	3.0	0

ADDITIONAL STATISTICS: Recovered one fumble, 1988.
QUARTERBACK SACKS: 1988 (1).

No. 68 KEVIN BROOKS

Defensive End

Biography is on page 240.

No. 56 MICHAEL BROOKS**Linebacker**

Birthdate—March 2, 1964
Birthplace—Ruston, La.
Residence—Ruston, La.
How Acquired—Draft #3, 1987
College—Louisiana State
High School—Ruston HS,
 Ruston, La.
Height—6-1
Weight—235
Pro Year—3rd
Year with Broncos—3rd

Michael Brooks entered Denver's starting lineup late in the 1988 campaign, starting the final four games at the right outside linebacker spot. At linebacker he had 39 first hits, 10 assists, a pass defended, and a fumble recovery last year, and on special teams he tied for the team lead with 10 knockdown blocks. In 1987 Brooks played primarily on special teams but saw increased action at linebacker in the latter part of the season. Brooks had a 16-yard sack in his only play from scrimmage in the season opener vs. Seattle (9/13) and finished the regular season with five first hits, three assists, and a fumble recovery. He recorded five first hits in the postseason. Brooks came to Denver as the team's third-round draft choice and successfully rehabilitated a knee injury suffered in his senior season at college.

COLLEGE: Brooks was regarded by many as one of the premier linebackers in the country while at Louisiana State, earning numerous honors. A *Playboy* and *Sporting News* preseason All-America selection in 1986, he suffered a season-ending knee injury in the third game of the campaign, and after surgery he sat out the rest of the season. As a junior he earned numerous first team All-American honors and finished third in the voting for the Butkus Award, given annually to the nation's top linebacker. Brooks moved into the Tigers' starting lineup in the fourth game of his freshman season.

PERSONAL: Michael is single and resides in his hometown of Ruston, La., where he played only two years of football at Ruston HS, but was selected each season as Quad-A all-state and All-South by the Orlando (Fla.) Sentinel. He is the youngest of 13 children.

Professional Record

GAMES PLAYED: 1987 (12); 1988 (16).
GAMES STARTED: 1987 (0); 1988 (4).
QUARTERBACK SACKS: 1987 (1). Total — 1.

No. 95 STEVEN RAY (Steve) BRYAN**Linebacker**

Birthdate—July 6, 1964
Birthplace—Wagoner, Okla.
Residence—Coweta, Okla.
How Acquired—FA, 1987
College—Oklahoma
High School—Coweta HS,
 Coweta, Okla.
Height—6-2
Weight—256
Pro Year—3rd
Year with Broncos—3rd

Steve Bryan will compete for more playing time at linebacker in 1989. He was converted from defensive end to linebacker in last year's training camp. Bryan spent the first eight weeks of the 1988

campaign on injured reserve with a knee injury, but went on to play in the final eight games of the season. He posted special teams totals of three tackles, one tackle inside of the 20, three assists, one assist inside of the 20, a fumble recovery, and three knockdown blocks. He played in four games for Denver in 1987, starting three at defensive end. He was on the active roster but did not play in two other contests. Bryan signed with the Broncos on Sept. 24 and started all three replacement games, posting 14 first hits and six assists. He was drafted by Chicago in the fifth round of the 1987 college draft, but did not make the Bear's final roster.

COLLEGE: Bryan was an All-Big Eight selection in his senior season at the University of Oklahoma. He played there in 1982-86, redshirting one season, and appeared in three Orange Bowls and one Sugar Bowl with the Sooners.

PERSONAL: Steve and his wife Cheryl have two daughters, Candy (7/23/81) and Andrea (12/8/87), and the family makes its home in his native Coweta, Okla. At Coweta HS, Steve was a three-year all-conference selection in both football and basketball. He was named defensive lineman of the year as a senior.

Professional Record

GAMES PLAYED: 1987 (4), 1988 (8).
GAMES STARTED: 1987 (3), 1988 (0).

No. 64 WILLIAM KIRBY (Billy) BRYAN**Center**

Birthdate—June 21, 1955
Birthplace—Burlington, N.C.
Residence—Burlington, N.C.
How Acquired—Draft #4, 1977
College—Duke
High School—Williams HS,
 Burlington, N.C.
Height—6-2
Weight—255
Pro Year—13th
Year with Broncos—13th

Billy Bryan in 1989 will become only the fifth player in Bronco history to play in a 13th season with the club. He has been Denver's starting center since the first game of the 1978 season, after joining the team as a fourth-round draft choice in 1977. Bryan is tied with Riley Odoms for eighth in team history with 153 career regular season games played and is tied with Rubin Carter for fifth in regular season starts with 151. He returned to action in 1988 following rehabilitation of a serious knee injury suffered the previous season. Bryan started all 16 games at center and shared the team's Most Inspirational Player award with Keith Bishop. He was named the Oscar Meyer "Beef of the Year" winner and was a Broncos Gold Star selection for the eighth time in the last nine seasons. In 1987 he injured his knee at Kansas City (10/8), the fourth game of the year, and spent the rest of the season on injured reserve. Prior to the injury, Bryan had started 82 consecutive games, the longest streak among active Broncos, and he had started all but two games since the 14th game of the 1978 campaign. He was the catalyst on Denver's offensive line in 1986, starting every game for the fifth consecutive season. In 1985 Bryan was named second-team All-NFL by the Newspaper Enterprise Association and was a Pro Bowl alternate. Bryan is considered by Denver coaches to be one of the best pass blocking centers in the NFL, in addition to being a good run blocker, and is a legitimate All-Pro candidate at his position. Praised by Bronco coaches for his on-field leadership and decision-making ability, Bryan twice has been voted by his teammates as Denver's offensive most valuable player (1980 and 1982).

COLLEGE: Billy was a first team All-Atlantic Coast player at Duke, received several All-America honors, and earned four varsity letters, all at center. He capped his senior season by playing in the East-West Shrine game in San Francisco. Bryan graduated from Duke with a degree in economics.

PERSONAL: Billy and his wife Susan have a son, William Thomas (11/14/87), and the family makes its offseason home in Burlington, N.C. His father was a Little All-America at Elon College in North Carolina, and he has an uncle who was an outstanding player at Clemson. At Williams HS in Burlington, Bryan earned three football letters as a defensive tackle and two in track as a shot put and discus thrower. Billy lists sailing and target shooting as his hobbies.

Professional Record

GAMES PLAYED: 1977 (1), 1978 (13), 1979 (16), 1980 (16), 1981 (14), 1982 (9), 1983 (16), 1984 (16), 1985 (16), 1986 (16), 1987 (4), 1988 (16).

GAMES STARTED: 1978 (12), 1979 (16), 1980 (16), 1981 (14), 1982 (9), 1983 (16), 1984 (16), 1985 (16), 1986 (16), 1987 (4), 1988 (16).

ADDITIONAL STATISTICS: Recovered two fumbles, 1979; fumbled twice for minus 20 yards, recovered one fumble, 1980; fumbled once, 1981; recovered one fumble, 1984; recovered one fumble, 1985; recovered one fumble, 1988.

No. 92 ALPHONSO CARREKER

Defensive End



Birthdate—May 25, 1962
Birthplace—Columbus, Ohio
Residence—Marietta, Ga.
How Acquired—FA, 1989
College—Florida State
High School—Marion Franklin HS, Columbus, Ohio
Height—6-6
Weight—272
Pro Year—6th
Year with Broncos—1st

Alphonso Carreker signed with the Broncos on March 15 under the terms of the NFL's Plan B free agency system. He played with Green Bay from 1984-88 and has totaled 19.5 career quarterback sacks. He was the Packers' first round pick and the 12th player taken overall in the 1984 draft. He played in 14 games as a rookie, starting four times, and registered 32 tackles and four sacks en route to consensus NFL All-Rookie honors. Carreker started 14 games in 1985 and was named NFC Defensive Player of the Week for his performance against Tampa Bay, when he posted four sacks during a 13-inch snowstorm. He set a career high that season with eight quarterback sacks. Carreker started every game in 1986 and 1987 and last season Carreker played in 14 games, starting 11, but was hampered throughout the season by a knee injury.

COLLEGE: Carreker was a three-year starter on the defensive line at Florida State, where he was known as the "Secretary of Defense." He led the Seminoles in sacks in 1982 and 1983 and was selected to play in the East-West Shrine Game and the Japan Bowl following his senior season.

PERSONAL: Alphonso and his wife Kimberly make their home in Marietta, Ga. A native of Columbus, Ohio, Alphonso attended Marion Franklin HS there and was an all-state selection in both football and basketball. He has a degree in criminology and enjoys basketball, bike riding, fishing, going to the movies, and music.

Professional Record

GAMES PLAYED: 1984 (14), 1985 (16), 1986 (16), 1987 (12), 1988 (14).

GAMES STARTED: 1984 (4), 1985 (14), 1986 (16), 1987 (12), 1988 (11).

QUARTERBACK SACKS: 1984 (4), 1985 (8), 1986 (3.5), 1987 (4). Total — 19.5.

ADDITIONAL STATISTICS: Recovered two fumbles, 1986; intercepted one pass for six yards, 1987; recovered one fumble, 1988.

No. 28 JEREMIAH CASTILLE

Cornerback



Birthdate—January 15, 1961
Birthplace—Columbus, Ga.
Residence—Phenix City, Ala.
How Acquired—Waivers, 1987
College—Alabama
High School—Central HS, Phenix City, Ala.
Height—5-10
Weight—175
Pro Year—7th
Year with Broncos—3rd

Jeremiah Castille started all but one game last season at right cornerback for the Broncos. He was second on the team with three interceptions, and also posted 57 first hits, four assists, and nine passes defended. Castille was named Denver's defensive player of the game vs. San Diego (9/11) after breaking up three passes and netting an interception. For the second straight season he turned in a big play against Cleveland, returning an interception for 33 yards to set up a Denver score. Castille suffered a concussion and a pinched nerve in his neck at Kansas City (9/18), but returned to action the following week. He had a fine year in his first season as a Bronco in 1987, sharing playing time at right cornerback. He was instrumental in one of the Broncos' biggest plays of the season, stripping the ball from Cleveland's Earnest Byner in the closing moments of the AFC Championship Game, and the Denver recovery by Castille at the three-yard line secured a victory to send the Broncos to Super Bowl XXII. He also had an interception against Washington in the Super Bowl. He closed out the regular season with 35 first hits, three assists, and a forced fumble. Castille dislocated a finger in practice before the Detroit game (11/1) and missed that contest. Castille came to the Broncos off waivers from Tampa Bay on August 26. He had 11 interceptions in four years with the Buccaneers, joining the club as a third-round draft choice in 1983. Castille started seven games for Tampa Bay as a rookie and returned his only interception of the year for 69 yards and a touchdown vs. New Orleans. He started every game in 1984 and 1985, and in 1985 he led the Bucs with seven interceptions and 16 passes defended. In 1986 Castille started six games, giving him a career total of 45 starts in 60 games played.

COLLEGE: Castille was a consensus All-American at Alabama as a senior, closing out his career as the Crimson Tide's career interception leader with 16. He was named Liberty Bowl MVP after a three-interception performance against Illinois. Castille was credited with 30 passes defended in his four seasons at Alabama, including 12 as a senior.

PERSONAL: Jeremiah and his wife Lori have two sons, Timothy (5/29/84) and Simeon (10/12/85), and a daughter, Leah Brianna (11/10/87). The family makes its home in Phenix City, Ala. Jeremiah was born in Columbus, Ga., and attended Central HS in Phenix City, where he was named Bi-City (Phenix City and Columbus) Player of

the Year as a senior, rushing for 862 yards and eight TDs, and catching 16 passes for 266 yards and six scores. He also played as a defensive back and punter, and was a member of the Central basketball and track teams. Jeremiah is very active in ministry work and hopes to preach overseas in the future. He has a degree in broadcasting.

Professional Record

Year	Club	INTERCEPTIONS					
		Games	Starts	No.	Yds.	Avg.	TD
1983	Tampa Bay	15	7	1	69	69.0	1
1984	Tampa Bay	16	16	3	38	12.7	0
1985	Tampa Bay	16	16	7	49	7.0	0
1986	Tampa Bay	13	6	0	0	0.0	0
1987	Denver	12	0	0	0	0.0	0
1988	Denver	16	15	3	51	17.0	0
TOTALS		88	60	14	207	14.8	1

ADDITIONAL STATISTICS: Recovered two fumbles for 16 yards, 1984; recovered two fumbles and fumbled once, 1985.

No. 63 WILLIAM (Bill) CONTZ

Tackle



Birthdate—May 12, 1961
Birthplace—Belle Vernon, Pa.
Residence—North Royalton, Ohio
How Acquired—FA, 1989
College—Penn State
High School—Belle Vernon HS, Belle Vernon, Pa.
Height—6-5
Weight—270
Pro Year—7th
Year with Broncos—1st

Bill Contz was one of the New Orleans Saints' unprotected players under the terms of the NFL's Plan B free agency system and was signed by the Broncos on March 29. He came into the league as Cleveland's fifth round choice in 1983 and played in 16 games as a rookie. In 1984 Contz saw action in the first 15 games, starting nine times, but suffered a knee injury and spent the last week of that season and the first six weeks of the 1985 campaign on injured reserve. He was waived by the Browns during their 1986 training camp and subsequently signed with the Saints. Contz started all 13 games in which he played with New Orleans that year. He saw limited action in 1987, but last year Contz played in 11 games, starting three times.

COLLEGE: Contz finished his career at Penn State with 24 consecutive starts, and he was a member of the Nittany Lions' 1982 national championship team. He was named All-East as a senior and played in the East-West Shrine Game. Contz earned a degree in business logistics.

PERSONAL: Bill and his wife Melanie make their offseason home in North Royalton, Ohio. He attended Belle Vernon (Pa.) HS in his hometown.

Professional Record

GAMES PLAYED: 1983 (16), 1984 (15), 1985 (5), 1986 (13), 1987 (3), 1988 (11).
GAMES STARTED: 1983 (0), 1984 (9), 1985 (0), 1986 (13), 1987 (0), 1988 (3).

ADDITIONAL STATISTICS: Returned one kickoff for three yards, 1983; returned one kickoff for 10 yards, 1984; recovered two fumbles, 1986.

No. 26 KIP ALAN CORRINGTON

Safety



Birthdate—April 12, 1965
Birthplace—Ames, Iowa
Residence—Denver, Colo.
How Acquired—Trade with Detroit, 1988
College—Texas A&M
High School—A&M Consolidated HS, College Station, Tex.
Height—6-0
Weight—175
Pro Year—1st
Year with Broncos—1st

Kip Corrington suffered knee and shoulder injuries in the 1988 preseason and spent the entire campaign on injured reserve. He was Detroit's first pick in the ninth round of last year's draft, but did not sign with the Lions and was subsequently traded to Denver.

COLLEGE: Corrington received numerous honors during his five years at Texas A&M, including many Academic accolades. A three-time GTE Academic All-America selection with a 3.97 grade point average, Corrington was selected for National Football Foundation and Hall of Fame honors, ranking number one in his class at the College of Liberal Arts. As a senior he was a third-team All-American (AP) and a first-team All-Southwest Conference pick (AP, Houston Post). His 1987 honors also included first-team GTE Academic All-American, GTE Academic Player of the Year, and an Anson Mount Scholar Athlete award. In 1986 Corrington earned first-team All-SWC, honorable mention All-America, and first team Academic All-SWC and GTE/CoSIDA All-America honors. As a sophomore he was first-team Academic All-America and ranked second in the conference with five interceptions. He was a reserve free safety in 1984 after a redshirt freshman campaign.

PERSONAL: Kip and his wife Pam have a daughter, Calyste (1/14/89), and the family makes its offseason home in Denver. A native of Ames, Iowa, Kip was all-district in football, basketball, and track at A&M Consolidated HS in College Station, Tex., and he earned four prep letters in each sport. As a senior he was credited with 76 tackles and made Texas Football's Top 95 list. Kip has a degree in philosophy from Texas A&M.

Professional Record

GAMES PLAYED: 1988 (0 - injured reserve).

No. 86 DOUGLAS DURANT (Doug) COSBIE

Tight End



Birthdate—March 27, 1956
Birthplace—Palo Alto, Calif.
Residence—McKinney, Tex.
How Acquired—FA, 1989
College—Santa Clara
High School—St. Francis HS, Mt. View, Calif.
Height—6-6
Weight—238
Pro Year—11th
Year with Broncos—1st

Doug Cosbie was signed by Denver on March 30 under the terms of the NFL's Plan B free agency system. He played 10 seasons with Dallas and is the top receiver among tight ends and

ranked fifth overall in Cowboys' history with 300 receptions for 3,728 yards and 30 touchdowns. Cosbie earned his first of three straight Pro Bowl berths in 1983 after catching 46 passes for 588 yards and six TDs. The following season he had 60 receptions for 793 yards and four scores and in 1985 he caught 64 passes for 793 yards and six touchdowns. Cosbie set his personal single game highs that year against Detroit, with 11 receptions for 159 yards. He was drafted by Dallas in the third round of the 1979 draft.

COLLEGE: Cosbie was a three year starter at Santa Clara University and closed out his career with 120 catches for 1,721 yards and 10 TDs. In his senior season with the Broncos he served as team captain and was voted the team's offensive MVP and honorable mention All-Pacific Coast. Cosbie also attended Holy Cross College in Worcester, Mass., and DeAnza JC in Cupertino, Calif. He has a degree in marketing.

PERSONAL: Doug and his wife Sherry have two sons, Matthew (8/19/80) and Andrew (8/17/86), and a daughter, Kari (7/2/83), and the family makes its home in McKinney, Tex. Doug was the Cowboy's 1984 winner of the NFL Man of the Year award, which recognizes the NFL's top citizen-athletes. He gives his time to a variety of civic causes, including the Special Olympics, Multiple Sclerosis, the American Heart Association, and Cystic Fibrosis. Doug formed the Doug Cosbie Youth and Family Growth Center for troubled adolescents and their families in the Dallas area.

Professional Record

Year	Club	RECEPTIONS					
		Games	Starts	No.	Yds.	Avg.	TD
1979	Dallas	16	1	5	36	7.2	0
1980	Dallas	16	0	2	11	5.5	1
1981	Dallas	16	0	17	225	13.2	5
1982	Dallas	9	9	30	441	14.7	4
1983	Dallas	16	16	46	588	12.8	6
1984	Dallas	16	16	60	789	13.2	4
1985	Dallas	16	16	64	793	12.4	6
1986	Dallas	16	15	28	312	11.1	1
1987	Dallas	12	12	36	421	11.7	3
1988	Dallas	11	4	12	112	9.3	0
TOTALS		144	89	300	3728	12.4	30

ADDITIONAL STATISTICS: Fumbled once, 1979; returned one kickoff for 13 yards and recovered two fumbles, 1980; rushed four times for 33 yards, returned one kickoff for no gain, and fumbled once, 1981; rushed once for minus two yards, returned one kickoff for four yards, 1982; returned two kickoffs for 17 yards, 1983; fumbled once, 1984; fumbled twice, 1985; rushed once for nine yards, 1986; rushed once for minus five yards, 1987.

No. 58 ALSTON SCOTT (Scott) CURTIS Linebacker



Birthdate—December 26, 1964
Birthplace—Burlington, Vt.
Residence—Dover, N.H.
How Acquired—FA, 1989
College—New Hampshire
High School—Lynnfield HS, Lynnfield, Mass.
Height—6-1
Weight—230
Pro Year—2nd
Year with Broncos—1st

Scott Curtis was the first player signed by the Broncos under the terms of the NFL's Plan B free agency system. He played primarily on special teams last season with Philadelphia, joining the Eagles

as a rookie free agent. Bronco coaches are impressed with Curtis's speed and strength.

COLLEGE: Curtis was a four-year letterman at the University of New Hampshire and was a starter in his final three seasons with the Wildcats. Curtis earned second team All-Yankee Conference honors as a senior and led the team in tackles in both his junior and senior campaigns.

PERSONAL: Scott is single and makes his offseason home in Dover, N.H. A native of Burlington, Vt., he attended Lynnfield (Mass.) HS. Scott majored in communications.

Professional Record

GAMES PLAYED: 1988 (16).

No. 55 RICK STEVEN DENNISON Linebacker



Birthdate—June 22, 1958
Birthplace—Kalispel, Mont.
Residence—Louisville, Colo.
How Acquired—FA, 1982
College—Colorado State
High School—Rocky Mountain HS, Fort Collins, Colo.
Height—6-3
Weight—220
Pro Year—8th
Year with Broncos—8th

Rick Dennison started every game for Denver in 1988, nine at the left inside spot and seven at right inside linebacker, subbing for the injured Karl Mecklenburg. Additionally, he remained one of the Broncos top special teams players. Dennison finished second on the team in total tackles with 133, with 86 first hits and 47 assists. He led the team with three opponent fumble recoveries and also forced a fumble, broke up two passes, had an interception, and shared a quarterback sack. Dennison posted nine or more tackles in six games, including 14 at New Orleans (11/20) and 13 at Indianapolis (10/31). He was named Denver's special teams MVP for his performance vs. Atlanta (10/16). He now has played in 100 contests with Denver, missing just one game due to injury in his seven seasons as a Bronco. He continued his fine play as a reserve linebacker and on special teams in 1987. He was named Denver's defensive MVP in the divisional playoff game against Houston (1/10) after registering a team-leading eight first hits, two assists, and a quarterback harassment. Dennison closed out regular season play with 22 first hits, eight assists, two passes defended, a forced fumble, and the second interception of his career. Dennison proved again to be a valuable member of the Broncos' special teams, leading that unit with 12 knock-down blocks. Dennison recorded his first interception as a pro in 1986 against the Raiders in Los Angeles (11/2), halting the final Raider drive. That year Dennison posted 30 total tackles, a sack, a forced fumble, and a pass defended, and he started twice during the campaign. He led Denver's special teams unit with 11 tackles and also had 8½ knock-down blocks. He started seven games in 1985 and also saw considerable playing time as a reserve linebacker over the latter portion of the campaign. He posted 25 tackles and was credited with a forced fumble that year. Dennison suffered a sprained ankle against Miami (9/29) and missed the next game, the first time in his professional career that he failed to appear in a game. He had an excellent season in 1984, recording 164 tackles and three sacks in his first season as a full-time starter at the left inside linebacker spot. Dennison has been cited by Denver coaches for his excellent qualities of intelligence and leadership, as well as for his ability to play all four linebacker positions. Dennison

had a free agent tryout with the Buffalo Bills in 1980 and with Denver the following year, finally joining the Broncos after the Bills again cut him just prior to the start of 1982 regular season play.

COLLEGE: Rick was a second team Academic All-American at Colorado State University, where he played tight end for the Rams from 1976-79, graduating with a degree in civil engineering. He earned three letters at CSU.

PERSONAL: Rick and his wife Debbie have two sons, Joseph (4/15/87) and Steven (3/5/89), and the family makes its home in Louisville, Colo. Rick worked during the 1989 offseason at Martin Marietta Co. in south Denver. Rick is a native of Kalispel, Mont., and graduated from Rocky Mountain HS in Fort Collins, Colo., where he lettered twice each in football, basketball, and baseball. He received a master's degree in civil engineering in the spring of 1982, specializing in fluid mechanics. Rick likes fishing and music.

Professional Record

INTERCEPTIONS

Year	Club	Games	Starts	No.	Yds.	Avg.	TD
1982	Denver	9	0	0	0	0.0	0
1983	Denver	16	1	0	0	0.0	0
1984	Denver	16	15	0	0	0.0	0
1985	Denver	15	7	0	0	0.0	0
1986	Denver	16	2	1	5	5.0	0
1987	Denver	12	0	1	10	10.0	0
1988	Denver	16	16	1	29	29.0	0
TOTALS		100	41	3	44	14.7	0

ADDITIONAL STATISTICS: Returned two kickoffs for 27 yards, 1984; forced one fumble, 1986; forced one fumble, 1987; recovered three fumbles and forced one fumble, 1988.

QUARTERBACK SACKS: 1984 (3), 1986 (1), 1988 (1/2). Total - 4 1/2.

No. 33 ANTHONY DREW (Tony) DORSETT Running Back



Birthdate—April 7, 1954
Birthplace—Rochester, Pa.
Residence—Dallas, Tex.
How Acquired—Trade, 1988
College—Pittsburgh
High School—Hopewell HS, Aliquippa, Pa.
Height—5-11
Weight—189
Pro Year—13th
Year with Broncos—2nd

Tony Dorsett became the National Football League's second all-time leading rusher in 1988 behind Walter Payton, who closed out his career with 16,726 yards. Dorsett's team-high 703 rushing yards last season boosted his career total to 12,739 yards. In addition, he is second in league history in combined yards (16,326), third in rushing attempts (2,936), fourth in receptions by a running back (398), and sixth in rushing touchdowns (77). Dorsett moved into the third spot among NFL rushers, passing former Steeler Franco Harris, and was named AFC Offensive Player of the Week in week two of the 1988 season when he rushed 23 times for 113 yards and a TD vs. San Diego (9/11). Two weeks later against the Raiders (9/26) he carried the ball a career-high 32 times for 119 yards and two scores to move ahead of Jim Brown into second place. Dorsett gained 86 yards against Atlanta (10/16) and New England (12/17), a game in which he threw the first touchdown pass of his career on a seven-yard toss to Sammy Winder. For the season Dorsett rushed 181 times for 703 yards and five TDs and caught 16 passes for 122 yards. He came to the Broncos in a June

3, 1988 trade that sent a conditional fifth round choice draft choice to Dallas. A virtually certain selection to the Pro Football Hall of Fame, Dorsett has played in four Pro Bowl games (following the 1978, 1981, 1982, and 1983 seasons). He was named NFC Rookie of the Year in 1977 (The Sporting News), was All-NFL in 1981, and has played in five NFC Championship Games and two Super Bowls. He has had five runs of 75 yards or longer, including one for an NFL record that will never be broken, a 99-yard scamper against Minnesota (1/3/83). He also scored on a 91-yard screen pass vs. the Baltimore Colts in 1978. Eight times he bettered the 1,000-yard mark for a season in Dallas, including a career high of 1,646 yards in 1981. Dorsett carried the ball 2,625 times in his first 10 NFL seasons, more than the career totals of Brown (2,359), O.J. Simpson (2,404), and Earl Campbell (2,187), and has a career rushing average of 4.4 yards per carry. His career highs include 206 yards rushing (vs. Philadelphia, 12/4/77), 10 receptions (at Los Angeles Rams, 9/3/84), and 107 receiving yards (vs. Baltimore, 9/4/78). Additionally, Dorsett is second in league history with 1,383 yards rushing in the postseason (16 games), needing just 173 more to tie Franco Harris' total of 1,556. He had the best postseason rushing total of his career against the Rams (12/28/80) with 160 yards. In 1987 Dorsett rushed for 456 yards on 130 carries and caught 19 passes for 177 yards, and scored two touchdowns overall to give him a career total of 85. He played in 12 contests that season, starting six, and was held out of two. He was the Cowboys' starting tailback until the Nov. 15 game with New England. He was slowed by ankle and knee injuries in 1986 and missed three games, but still led Dallas in rushing for the 10th consecutive season with 748 yards. An extremely durable performer throughout his entire career, Dorsett missed just three games in nine years prior to the 1986 season. He was the Cowboys' number one draft choice in 1977.

COLLEGE: Dorsett crowned a brilliant collegiate career by winning the 1976 Heisman Trophy as the nation's outstanding player. He rushed for an NCAA career-record 6,082 yards and 58 TDs, leading the Panthers to a national championship with a 12-0 record. He broke or tied 14 NCAA records and was a four-time All-American. Dorsett was the first player in NCAA history to record four 1,000-yard seasons and three 1,500-yard seasons.

PERSONAL: Tony was born in Rochester, Pa., and attended Hopewell HS in Aliquippa, Pa. He has a son, Anthony Drew, Jr. (9/14/73), a budding football and basketball star in Atlanta, Ga. Tony was very active in the community in Dallas, giving time to the Tony Dorsett/United Negro College Fund Golf Tournament, Pearl S. Buck Foundation, the Dallas Ballet, Easter Seals, the American Heart Association, the United Way, the Make-A-Wish Foundation, Hands Across America, the Dallas Civic Opera, and the Texas Department of Highways and Public Transportation. His business interests include Southwestern Drilling Mud Company, a California Gold tanning salon, real estate in California and Chicago, and U.S.A. Wet, a sports drink.

Professional Record

Year	Club	Games	Starts	RUSHING				RECEIVING			
				Att.	Yds.	Avg.	TD	No.	Yds.	Avg.	TD
1977	Dallas	14	4	208	1,007	4.8	12	29	273	9.4	1
1978	Dallas	16	15	290	1,325	4.6	7	37	378	10.2	2
1979	Dallas	14	14	250	1,107	4.4	6	45	375	8.3	1
1980	Dallas	15	15	278	1,185	4.3	11	34	263	7.7	0
1981	Dallas	16	16	342	1,646	4.8	4	32	325	10.2	2
1982	Dallas	9	9	177	745	4.2	5	24	179	7.5	0
1983	Dallas	16	16	289	1,321	4.6	8	40	287	7.2	1
1984	Dallas	16	16	302	1,189	3.9	6	51	459	9.0	1
1985	Dallas	16	16	305	1,307	4.3	7	46	449	9.8	3
1986	Dallas	13	12	184	748	4.1	5	25	267	10.7	1
1987	Dallas	12	6	130	456	3.5	1	19	177	9.3	1
1988	Denver	16	13	181	703	3.5	5	16	122	7.6	0
TOTALS		173	152	2,936	12,739	4.3	77	398	3,554	8.9	13

ADDITIONAL STATISTICS: Completed one pass for 34 yards, 1977; passed once and scored on a 54-yard fumble return, 1978; passed once, 1980; passed once, 1982; passed once, 1983; passed once, 1984; completed one of two passes for seven yards and a TD, fumbled six times, and recovered one fumble, 1988.

NFL ALLTIME RUSHERS

	Years	Att.	Yards	Avg.	LG	TD	100-Yards
1. Walter Payton	13	3,838	16,726	4.4	76	110	77
2. Tony Dorsett	12	2,936	12,739	4.3	99	72	45
3. Jim Brown	9	2,359	12,312	5.2	80	106	58
4. Franco Harris	13	2,949	12,120	4.1	75	91	47
5. John Riggins	14	2,916	11,352	3.9	66	104	28
6. O.J. Simpson	11	2,404	11,236	4.7	94	61	42
7. Eric Dickerson	6	2,136	9,915	4.6	76	75	50
8. Earl Campbell	8	2,187	9,407	4.3	81	74	40
9. Jim Taylor	10	1,941	8,597	4.4	84	83	26
10. Joe Perry	16	1,929	8,378	4.8	78	53	22

NFL ALLTIME COMBINED YARDS

	Rushing	Receiving	Total	Misc. Yards	Combined Yards
1. Walter Payton	16,726	4,538	21,264	539	21,803
2. Tony Dorsett	12,739	3,554	16,293	33	16,326
3. Jim Brown	12,312	2,499	14,811	648	15,459
4. Franco Harris	12,120	2,287	14,407	215	14,622
5. O.J. Simpson	11,236	2,142	13,378	990	14,368
6. Bobby Mitchell	2,735	7,954	10,689	3,389	14,078
7. John Riggins	11,352	2,090	13,442	-7	13,435
8. Greg Pruitt	5,672	3,069	8,741	4,591	13,262
9. Ollie Matson	5,173	3,285	8,458	4,426	12,884
10. Tim Brown	3,862	3,399	7,261	5,423	12,684

NFL ALLTIME RECEIVERS AMONG RUNNING BACKS

	Year Played	NFL Exp.	No.	Yards	TD
1. Walter Payton	1975-87	13	492	4,537	15
2. Tony Galbreath	1976-87	12	490	4,066	9
3. Rickey Young	1975-84	10	408	3,285	16
4. Tony Dorsett	1977-88	12	398	3,554	13
5. Joe Washington	1977-85	9	395	3,413	18
6. Tony Nathan	1979-87	9	383	3,592	16
7. Lydell Mitchell	1972-80	9	376	3,203	17
8. Lenny Moore	1956-67	12	363	6,039	48

NFL ALLTIME ATTEMPTS

	Years	Att.
1. Walter Payton	13	3,838
2. Franco Harris	13	2,949
3. Tony Dorsett	12	2,936
4. John Riggins	14	2,916
5. O.J. Simpson	11	2,404
6. Jim Brown	9	2,359
7. Earl Campbell	8	2,187
8. Eric Dickerson	6	2,150
9. Jim Taylor	10	1,941
10. Larry Csonka	11	1,891

NFL ALLTIME TDS RUSHING

	Years	TDs
1. Walter Payton	11	110
2. Jim Brown	9	106
3. John Riggins	14	104
4. Franco Harris	13	91
5. Jim Taylor	10	83
6. Tony Dorsett	12	77
7. Pete Johnson	8	76
8. Eric Dickerson	6	75
9. Earl Campbell	8	74
10. Chuck Muncie	9	71

No. 7 JOHN ALBERT ELWAY

Quarterback



Birthdate—June 28, 1960
Birthplace—Port Angeles, Wash.
Residence—Aurora, Colo.
How Acquired—Trade with Baltimore, 1983
College—Stanford
High School—Granada Hills HS, Los Angeles, Calif.
Height—6-3
Weight—215
Pro Year—7th
Year with Broncos—7th

John Elway in 1988 became the first player in National Football League history to post a fourth consecutive season with over 3,000 yards passing and 200 yards rushing. He threw for 3,309 yards and rushed for 234 yards, despite being bothered during the season by several nagging injuries. Elway strained his shoulder throwing a 30-yard, cross-field pass to Vance Johnson in the final preseason game vs. Indianapolis (8/25), and was troubled by that injury throughout the regular season. He also suffered a sprained ankle and knee vs. Atlanta (10/16) and failed to suit up the following week for the first time since Oct. 1984. Last year he was voted Denver's Most Valuable Offensive Player by his teammates for the fourth straight season, sharing the 1988 honor with running back Sammy Winder, following a campaign in which he completed 274 of 496 passes, a .552 percentage, and threw 17 touchdown passes and 19 interceptions. He finished second among all AFC quarterbacks in rushing after pacing the group in the previous four seasons. Elway turned in a gritty performance vs. the Rams (11/27) as he completed 21 of 36 passes for 272 yards and three touchdowns and added 42 yards rushing, including a 21-yard run that set up his only rushing TD of the campaign. The next week in Los Angeles against the Raiders (12/4) he had his only 300-yard passing game of the 1988 season, completing 29 of 49 passes for 324 yards and two scores. That performance marked the 13th time in his career that he passed for over 300 yards, including Super Bowl XXI. In addition, Elway has accounted for over 300 yards of total offense in 21 games, including two AFC Championship Games and a Super Bowl, and the Broncos have posted a 15-5-1 record in those contests. He was also dynamic in the Broncos' 30-7 victory over Cleveland as he completed 70% of his passes (21 of 30) for 207 yards and two scores and rushed for 34 yards. Elway and wide receiver Vance Johnson combined for an 86-yard gain at home vs. the Raiders (9/26), tying the team record for longest non-scoring pass play.

Elway now has a 58-31-1 (.650) overall record as a starting NFL QB, but can claim a 54-25-1 (.681) record, including playoffs, since he became the permanent starter in the first game of 1984. In the last five seasons (1984-88) Elway has directed his club to more regular season (50) and overall (54) wins than any other NFL QB. He has started 66 of the last 67 Bronco games and in that period has been 28-6 (.824) at home and 15-17-1 (.470) on the road in the regular season. He has career figures of 18,144 passing yards and 1,431 rushing yards for 19,575 yards of total offense, and all three marks are team records. He holds or is tied for 16 Denver records, including most touchdown passes (102). Elway's career rushing average of 4.66 is the highest in franchise history, and his career interception avoidance percentage of .036 is the lowest in team annals. His rushing total of 1,431 yards is 18th among all-time NFL QBs, and he has rushed for over 40 yards 10 times. His high regular season rushing total of 51 yards came against the New York Giants

(11/23/86), and he had 56 yards rushing in the 1986 AFC Championship Game at Cleveland (1/11/87).

Elway was named as the NFL's Most Valuable Player (AP) and the starting quarterback for the AFC in the Pro Bowl after turning in another tremendous season in 1987, a campaign in which he became the first AFC signalcaller since Terry Bradshaw (1978-79) to lead his club to consecutive conference championships. He was named All-NFL (The Sporting News, NEA, AP-second team) and All-AFC (UPI, Pro Football Weekly, The Football News), in addition to being tabbed as the AFC MVP (NFLPA), AFC Player of the Year (The Football News), AFC Offensive Player of the Year (UPI, Kansas City 101 Club), and Colorado Pro Athlete of the Year (Colorado Sports Hall of Fame). Elway had another excellent performance in the AFC Championship Game win over Cleveland, completing 14 of 26 passes for 281 yards and three TDs, also rushing 11 times for 36 yards. In Super Bowl XXII he completed 14 of 38 passes for 257 yards, ran for 32 on three carries, and became the first quarterback in Super Bowl history to catch a pass, a 23-yard reception from Steve Sewell. Elway's 56-yard TD strike to Ricky Nattiel on Denver's first play from scrimmage provided the earliest TD in Super Bowl history (elapsed time of 1:57). He was named by his teammates as Denver's offensive MVP for the third straight season and had his third straight 3,000-yard campaign, completing 224 of 410 passes for 3,198 yards, an average of 266.5 per game, with 19 TD passes. He had at least one TD pass in 10 of his 12 appearances, including one stretch in which he threw a TD pass in nine straight games. He had four 300-yard games, a team record. Elway that year led all AFC quarterbacks in rushing for the fourth straight season and was second on the team with a career-high 304 yards, scoring four times. He rushed for over 20 yards eight times in 1987, including a 42-yard, two-TD performance vs. Detroit (11/1). Elway brought Denver back from a 4-3-1 record to the top spot in the AFC West over a brilliant six-game stretch in which he threw for 1,823 yards and 12 TDs while rushing for 140 yards and a score, leading the Broncos to five wins. Elway had an outstanding season in 1986, leading the Broncos to the AFC championship and an appearance in Super Bowl XXI, earning his first Pro Bowl appearance. He was honored with the Seattle Gold Helmet Award (Professional Football Player of the Year) and received the King of the Hill award from the Colorado Sports Hall of Fame, in addition to earning All-NFL honorable mention (AP) and All-AFC second team citation (UPI). Along with his 18 TD passes in 1986, Elway also scored on an 11-yard run and a 23-yard pass reception (that TD reception came from Steve Sewell on opening day vs. the Los Angeles Raiders and is the longest TD catch by a fulltime quarterback in NFL history). His best statistical game of the season came against the Giants (11/23) when he completed a career-high 29 of 47 passes for 336 yards, also leading the team in rushing that day with 51 yards, also a career high. In 1986 Elway directed one of the greatest drives in NFL post-season history in pacing Denver to a 23-20 overtime win over the Cleveland Browns for the AFC title. He completed 22 of 38 for 244 yards and one TD at Cleveland, the scoring pass being a five-yard strike that capped a 15-play, 98-yard drive that tied the contest at the end of regulation play. Then in overtime he took the Broncos on a nine-play, 60-yard drive that resulted in the winning field goal. In Super Bowl XXI Elway completed 22 of 37 passes for 304 yards and one TD, also scoring once on a 10-yard run. In the last four campaigns Elway has directed the Broncos to four of the five best seasons in franchise history, including three divisional titles, two AFC championships, and regular season win totals of 13, 11, 11, and 10 (with one tie). Elway took some spectacular steps forward in 1985, as the Stanford graduate rewrote the Denver record book. Elway set Bronco single season records for attempts (605, which led the NFL and fell just four passes short of the all-time record of 609 held by Dan Fouts), completions (327, second in the NFL),

passing yards (3,891, second in the NFL), total rushing and passing plays (656, which led the NFL), and total offense (4,144, which led the NFL). Elway finished the season with a streak of seven consecutive games in which he threw at least one TD pass. His 22 scoring passes marked the team's second best single season figure ever. In 1985 he set personal single-game highs in attempts (50 vs. San Diego, 11/17), yards (432 at Seattle, 12/20), and interceptions (five vs. Kansas City, 12/14). He led the Broncos to a 12-2 record in his 14 1984 regular season starts, finishing eighth among AFC passers. Not only was Elway's passing a factor in his leadership of the offense, but he finished third on the team in rushing with 237 yards. Elway tied the franchise record with five scoring passes in a single game (vs. Minnesota on 11/18/84). In the team's final regular season game at Seattle, he gained 43 yards on nine carries in pacing Denver to the division title. Elway was not able to start two games due to injury and sat out one altogether (10/28 at Los Angeles Raiders). Elway started 10 games overall in 1983, including the first five before being replaced by Steve DeBerg and five more after DeBerg was injured at Seattle (11/6). Elway did not have impressive stats as a rookie, finishing 17th among AFC passers, but he carried a tremendous emotional burden all season, having come into the NFL as the most publicized college prospect since Joe Namath in 1965. Elway was the first player selected in the 1983 NFL draft and joined the Broncos by trade on 5/2/83. An exceptional pure passer, his talents were honed by the pro-style offense employed by Stanford.

COLLEGE: John concluded his college career with five major NCAA Division 1-A records and nine major Pac-10 marks. Elway completed 62.1 percent of his career passes (774 of 1,243, both NCAA highs) for 9,349 yards and 77 touchdowns, while setting an NCAA record for the lowest percentage of passes intercepted in a career (3.13 percent). As a senior, John was a consensus All-American and finished second in Heisman Trophy balloting while setting virtually every Pac-10 and Stanford career record for total offense and passing. In 1982 he passed for over 2,500 yards for an NCAA record third straight season capping his career as the East-West Shrine Offensive Player of the Game. As a junior Elway received All-America recognition and was named All-West Coast first team by UPI. John was the first sophomore ever named Pac-10 Player-of-the-Year and also the first sophomore ever named a first team All-American (The Sporting News). He compiled amazing 1980 statistics, completing 65.4 percent of his attempts for 2,889 yards and 27 TDs. A two-sport star, John played baseball for the New York Yankees' Oneonta (N.Y.) single-A farm club in 1982, hitting for a .318 average and knocking in a team-high 24 runs batted in. He was the Yankees' first selection in the 1981 summer draft. He hit .349 with nine homers and 50 RBI in 49 games in his final college baseball season as a sophomore. Elway has a degree in economics from Stanford.

PERSONAL: John and his wife Janet have a daughter, Jessica Gwen (10/17/85), and Jordan Marie (6/1/87). The family makes its home in Aurora, Colo. In 1988 John started The Elway Foundation, a non-profit foundation designed to help Colorado residents, with special emphasis given to individuals and groups whose needs are not met by traditional agencies, including those supporting the youth of Colorado. He is a member of the Mayor's Council on Physical Fitness and is Chairman of the National Kidney Foundation for the Rocky Mountain Region. A native of Port Angeles, Wash., Elway was the most highly recruited prep athlete in the nation in 1979 and was listed on Parade, Scholastic Coach, Football News, and National Coaches Association All-America teams. He had an unparalleled football-baseball career at Granada Hills HS. John was 129 of 200 for 1,837 yards and 19 TDs as a senior, while leading the baseball team to the Los Angeles City championship with a .491 batting average and a 4-2 pitching record. He completed

60 percent of his high school passes for 5,711 yards and 49 TDs. The Kansas City Royals selected him in the 1979 summer draft, although he already had signed a national letter of intent with Stanford. John's father, Jack, coached his son in the East-West Shrine contest in which John earned Offensive MVP laurels.

Professional Record

PASSING								
Year	Club	Games	Starts	Att.	Comp.	Pct.	Yds.	TD Int.
1983—Denver		11	10	259	123	47.5	1,663	7 14
1984—Denver		15	14	380	214	56.3	2,598	18 15
1985—Denver		16	16	605	327	54.0	3,891	22 23
1986—Denver		16	16	504	280	55.6	3,485	19 13
1987—Denver		12	12	410	224	54.6	3,198	19 12
1988—Denver		15	15	496	274	55.2	3,309	17 19
TOTALS		85	83	2,654	1,442	54.3	18,144	102 95

RUSHING				
Year	Club	Att.	Yds.	Avg. TD
1983—Denver		28	146	5.2 1
1984—Denver		56	237	4.2 1
1985—Denver		51	253	5.0 0
1986—Denver		52	257	4.9 1
1987—Denver		66	304	4.6 4
1988—Denver		54	234	4.3 1

TOTALS 307 1,431 4.7 8

ADDITIONAL STATISTICS: Fumbled six times and recovered three fumbles for minus one yard, 1983; fumbled 14 times and recovered seven fumbles, 1984; fumbled seven times and recovered three fumbles, 1985; fumbled seven times and recovered one fumble for minus four yards, caught one pass for 23 yards and a touchdown, 1986; fumbled twice, punted once for 31 yards, 1987; fumbled seven times, recovered five fumbles, punted three times for 117 yards, 1988.

JOHN ELWAY GAME-BY-GAME

(Denver victories asterisked)

OPPONENT	ATT	COMP	YDS	PCT	TD	INT	SACKED/ YDS LOST
1983							
at Pittsburgh*	(S)	8	1	14	.125	0	1 4/26 Inj. elbow
at Baltimore*	(S)	21	9	106	.429	0	0 3/19 Inj. elbow/shoulder
vs Philadelphia	(S)	33	18	193	.545	1	2 3/17
vs LA Raiders	(S)	11	6	71	.545	0	1 2/20 Concussion
at Chicago	(S)	10	4	36	.400	0	1 3/25
at Houston*							DID NOT PLAY
vs Cincinnati*							DID NOT PLAY
vs San Diego*							DID NOT PLAY
vs Kansas City*							DID NOT PLAY
at Seattle		15	8	134	.553	1	0 2/17 DeBerg injured
at LA Raiders	(S)	31	11	190	.355	0	1 2/21
vs Seattle*							DID NOT PLAY
at San Diego	(S)	28	14	147	.500	0	3 4/35
vs Cleveland*	(S)	24	16	284	.667	2	1 0/0
vs Baltimore*	(S)	44	23	345	.523	3	0 5/38
at Kansas City	(S)	34	13	143	.382	0	4 0/0
at Seattle		15	10	123	.667	0	1 0/0 AFC Wild Card
1984							
vs Cincinnati*	(S)	13	8	127	.615	1	1 1/4 Inj. shoulder
at Chicago		3	2	11	.667	0	1 0/0 Limited Play
at Cleveland*	(S)	35	15	170	.429	2	1 1/6
vs Kansas City*	(S)	29	17	172	.586	0	2 4/15
vs LA Raiders*	(S)	26	14	139	.538	0	1 2/18
at Detroit*	(S)	22	16	210	.727	1	1 3/31
vs Green Bay*	(S)	20	11	101	.550	0	1 0/0
at Buffalo*	(S)	23	12	148	.552	2	0 1/1
at LA Raiders*							DID NOT PLAY
vs New England*	(S)	40	26	315	.650	3	1 3/24
at San Diego*	(S)	35	19	188	.543	0	0 3/11
vs Minnesota*	(S)	19	16	218	.842	5	0 0/0
vs Seattle	(S)	27	15	275	.556	2	1 2/17
at Kansas City	(S)	36	16	183	.444	1	1 3/19
vs San Diego*	(S)	31	18	193	.581	0	1 1/12
at Seattle*	(S)	21	9	148	.429	1	4 0/0
vs Pittsburgh	(S)	37	19	184	.513	2	2 4/37 AFC Divisional Playoff

OPPONENT	ATT	COMP	YDS	PCT	TD	INT	SACKED/ YDS LOST
1985							
at LA Rams	(S)	38	18	229	.474	2	1 2/15
vs New Orleans*	(S)	43	28	353	.651	4	1 3/26
at Atlanta*	(S)	38	19	291	.500	3	2 2/11
vs Miami	(S)	37	18	250	.486	0	1 3/24
vs Houston*	(S)	35	17	256	.486	3	3 2/15
at Indianapolis*	(S)	36	17	239	.472	0	1 2/16
vs Seattle*	(S)	43	22	166	.512	0	0 4/23
at Kansas City*	(S)	20	13	116	.650	0	0 2/5
at San Diego	(S)	35	20	222	.571	0	2 4/45
vs San Francisco*	(S)	42	20	215	.476	2	1 0/0
vs San Diego*	(S)	50	28	261	.560	1	2 3/21
at LA Raiders	(S)	32	19	164	.594	3	0 4/26
at Pittsburgh*	(S)	41	24	238	.585	1	1 0/0
vs LA Raiders	(S)	36	18	158	.500	1	3 3/38
vs Kansas City*	(S)	37	22	301	.595	1	5 0/0
at Seattle*	(S)	42	24	432	.571	1	0 5/47
1986							
vs LA Raiders*	(S)	35	21	239	.600	2	0 2/18
at Pittsburgh*	(S)	38	21	243	.553	3	0 1/8
at Philadelphia*	(S)	12	7	96	.583	1	0 3/25
vs New England*	(S)	34	18	188	.529	1	1 1/5
vs Dallas*	(S)	24	12	200	.500	3	0 1/2
at San Diego*	(S)	34	20	242	.588	1	1 0/0
at NY Jets	(S)	28	13	145	.464	0	1 5/27 Concussion
vs Seattle*	(S)	32	18	321	.563	1	1 0/0
at LA Raiders*	(S)	12	11	141	.916	1	0 2/9
at San Diego	(S)	31	13	196	.419	0	3 2/12
vs Kansas City*	(S)	29	15	196	.517	0	0 4/34
at NY Giants	(S)	47	29	336	.617	0	2 2/11
vs Cincinnati*	(S)	34	22	228	.647	3	0 1/9
at Kansas City	(S)	42	23	246	.548	1	4 5/43
vs Washington*	(S)	35	20	282	.571	1	0 3/23
at Seattle	(S)	37	20	186	.541	1	0 1/7
vs New England*	(S)	32	13	257	.406	1	2 1/4 AFC Divisional Playoff
vs Cleveland*	(S)	38	22	244	.579	1	1 2/19 AFC Championship Game
vs NY Giants	(S)	37	22	304	.595	1	1 3/26 Super Bowl XXI
1987							
vs Seattle*	(S)	32	22	338	.688	4	1 0/0
at Green Bay	(S)	48	30	285	.625	0	3 1/4
vs Houston							NFL Strike
vs LA Raiders*							NFL Strike
at Kansas City*							NFL Strike
at Minnesota	(S)	39	22	245	.564	2	1 5/39
vs Detroit*	(S)	30	16	246	.533	1	0 1/9
at Buffalo	(S)	30	13	163	.433	1	0 3/24
vs Chicago*	(S)	40	21	341	.525	3	2 0/0
at LA Raiders*	(S)	29	16	298	.552	1	0 2/22
at San Diego*	(S)	32	21	347	.656	3	1 0/0
vs New England*	(S)	37	17	265	.459	2	1 2/6
at Seattle	(S)	42	21	335	.500	1	2 4/20
vs Kansas City*	(S)	31	18	237	.581	1	0 1/11
vs San Diego*	(S)	20	7	98	.350	0	1 2/12
vs Houston*	(S)	25	14	259	.560	2	1 1/4 AFC Divisional Playoff
vs Cleveland*	(S)	26	14	281	.538	3	1 2/25 AFC Championship Game
vs Washington	(S)	38	14	257	.368	1	3 5/50 Super Bowl XXII
1988							
vs Seattle	(S)	45	21	259	.467	2	2 3/33
vs San Diego*	(S)	28	17	259	.607	2	0 1/0
at Kansas City	(S)	32	15	213	.469	0	2 0/0
vs LA Raiders	(S)	28	14	220	.500	1	4 2/11
at San Diego	(S)	29	17	184	.586	0	1 4/22
at San Francisco*	(S)	39	21	210	.538	1	2 5/43
vs Atlanta*	(S)	26	16	235	.615	1	0 2/15 Sprained R ankle
at Pittsburgh							DID NOT PLAY — SPRAINED ANKLE
at Indianapolis	(S)	27	15	158	.556	1	0 3/30
vs Kansas City*	(S)	28	14	183	.500	1	2 1/6
vs Cleveland*	(S)	30	21	207	.700	2	0 0/0
at New Orleans	(S)	36	18	166	.500	0	1 1/9
vs LA Rams*	(S)	36	21	272	.583	3	1 1/9
at LA Raiders	(S)	49	29	324	.592	2	3 3/27
at Seattle	(S)	34	21	270	.618	1	0 4/32
vs New England*	(S)	29	14	149	.483	0	1 0/0

YEARLY TOTALS	PASSING				RUSHING			
	ATT.	COMP.	PCT.	YDS.	TD	INT.	ATT.	YDS.
1983 (10 Starts)	259	123	.475	1,663	7	14	28	146
1984 (14 Starts)	380	214	.563	2,598	18	15	56	237
1985 (16 Starts)	605	327	.540	3,891	22	23	51	253
1986 (16 Starts)	504	280	.556	3,485	19	13	52	257
1987 (12 Starts)	410	224	.546	3,198	19	12	66	304
1988 (15 Starts)	496	274	.552	3,309	17	19	54	234
CAREER TOTALS								
(83 Starts)	2,654	1,442	.543	18,144	102	96	307	1,431
POSTSEASON TOTALS								
(7 Starts)	248	128	.516	1,909	11	12	40	209

MOST TOTAL YARDS, RUSHING AND PASSING, SINGLE GAME:

432 (0 rush, 432 pass) at Seattle, 12/20/85*
 387 (40 rush, 347 pass) at San Diego, 11/29/87*
 387 (51 rush, 336 pass) at NY Giants, 11/23/86
 376 (35 rush, 341 pass) vs. Chicago, 11/16/87*
 368 (23 rush, 345 pass) vs. Baltimore, 12/11/83*
 355 (2 rush, 353 pass) vs. New Orleans, 9/15/85*
 354 (16 rush, 388 pass) vs. Seattle, 9/13/87*
 347 (12 rush, 335 pass) at Seattle, 12/13/87
 337 (13 rush, 324 pass) at L.A. Raiders, 12/4/88
 331 (27 rush, 304 pass) vs. NY Giants, 1/25/87 (Super Bowl XXI)
 323 (25 rush, 298 pass) at LA Raiders, 11/22/87*
 323 (32 rush, 291 pass) at Atlanta, 9/22/85*
 321 (36 rush, 285 pass) at Green Bay, 9/20/87
 318 (43 rush, 275 pass) vs. Seattle, 11/25/84
 318 (3 rush, 315 pass) vs. New England, 11/4/84*
 317 (36 rush, 281 pass) vs. Cleveland, 1/17/88 (AFC Championship)*
 315 (-6 rush, 321 pass) vs. Seattle, 10/26/86*
 305 (4 rush, 301 pass) vs. Kansas City, 12/14/85*
 302 (18 rush, 284 pass) vs. Cleveland, 12/4/83*
 300 (56 rush, 244 pass) at Cleveland, 1/11/87 (AFC Championship)*

*Bronco victories—Denver is 15-5-1 when Elway has totaled 300 or more total yards.

No. 73 SIMON RAYNARD FLETCHER

Linebacker/Defensive End



Birthdate—February 18, 1962
Birthplace—Bay City, Tex.
Residence—Bay City, Tex.
How Acquired—Draft #2b, 1985
College—Houston
High School—Bay City HS, Bay City, Tex.
Height—6-6
Weight—240
Pro Year—5th
Year with Broncos—5th

Simon Fletcher had a tremendous season in 1988 and was voted Denver's Most Valuable Defensive Player by his teammates. He led the team with a career-high nine quarterback sacks, a figure tied for sixth in the AFC. Three times in 1988 Fletcher was named the Broncos' overall player of the game and was honored as the defensive player of the game twice. Against Cleveland (11/13) Fletcher posted 11 total tackles, including two sacks, and he forced and recovered a fumble. In addition to the nine sacks, Fletcher's season totals show 115 total tackles, his first interception as a professional, and six passes defended. He had a fine season in 1987 as Denver's starting strong outside linebacker, his first campaign ever as a linebacker. Bronco coaches moved him from defensive end after the 1986 season to take advantage of his size and ability to drop off into pass coverage. Fletcher's top performances in the 1987 regular season included an 11-tackle, one-sack game against Green Bay (9/20), a 12-tackle game against the Raiders (11/22), and a strong performance vs. Kansas City (12/19) in which he netted two quarterback sacks and a fumble recovery. He closed out regular season play with 49 first hits, 21 assists, and four sacks. Fletcher was impressive in postseason play, registering 10 first hits in Super Bowl XXII (1/31) and five first hits and a sack in the AFC Championship Game vs. Cleveland

(1/17), while posting six quarterback harassments in the three games. He played in every game in 1986, starting twice (at Philadelphia on 9/21 and as an outside linebacker vs. Washington on 12/13) and finishing the campaign with 43 tackles, two passes defended, and two fumble recoveries. Fletcher blocked a key field goal attempt in a Bronco win over the Raiders (11/2) and deflected an extra point in Denver's one-point win over the Redskins (12/13). He saw action in both AFC playoff games and in Super Bowl XXI, contributing seven tackles and two assists during postseason play. Fletcher played in all 16 games in 1985 and increased his playing time as the season went on, making his first pro start at Pittsburgh (12/1). Denver's second pick in the second round of that year's draft, Fletcher finished the season with 17 total tackles and one quarterback sack, that coming in the season finale at Seattle (12/20). Very quick and agile for a player of his size, Fletcher is the Broncos' fastest linebacker.

COLLEGE: Simon was a three-year starter at the University of Houston, where he posted 209 total tackles, including 30 tackles for losses and 14 quarterback sacks. Fletcher also defended 10 passes during a career in which he started 33 of the 37 games in which he played for the Cougars. As a senior he had 11 tackles for losses and eight sacks despite playing the last six games with a pinched nerve in his shoulder. He started at both right tackle (1982 and 1984) and right end (1983) during his college career, which he closed out with a Cotton Bowl appearance against Boston College.

PERSONAL: Simon is married (Pinkie) and has two daughters, Ashley Nicole (1/12/84) and Neomi Patrice (1/25/88), and the family makes its home in Simon's native Bay City, Tex. He earned letters in both football and track at Bay City HS, and has an older brother who played football at Texas A & I.

Professional Record

Year	Club	INTERCEPTIONS					
		Games	Starts	No.	Yds.	Avg.	TD
1985—Denver	16	1	0	0	0.0	0
1986—Denver	16	2	0	0	0.0	0
1987—Denver	12	12	0	0	0.0	0
1988—Denver	16	16	1	4	4.0	0
TOTALS:		60	31	1	4	4.0	0

ADDITIONAL STATISTICS: Recovered two fumbles and blocked a field goal, 1986; recovered one fumble, 1987; recovered one fumble, 1988.

QUARTERBACK SACKS: 1985 (1), 1986 (5½), 1987 (4), 1988 (9). Total - 19½.

No. 90 FREDDIE GENE GILBERT

Defensive End



Birthdate—April 8, 1962
Birthplace—Griffin, Ga.
Residence—Aurora, Colo.
How Acquired—Supplemental Draft #1, 1984
College—Georgia
High School—Griffin HS, Griffin, Ga.
Height—6-4
Weight—275
Pro Year—4th
Year with Broncos—4th

Freddie Gilbert will attempt to rebound this season from a difficult 1988 campaign in which he was hampered by injuries. He began the season as Denver's starting left defensive end, but sprained his ankle at San Diego (10/2) and was on the Broncos'

inactive list for two of the next three weeks. Gilbert played in every game thereafter except the season finale vs. New England (12/17), which he missed because of a strained calf. He finished the season with 30 first hits, 12 assists, one quarterback sack, and two passes defended. Gilbert played in just seven games in 1987, starting three. He began the season as Denver's starting right defensive end, but sprained his right ankle in the season opener vs. Seattle (9/13) and missed the game the following week against Green Bay (9/20). He aggravated the injury in practice following the strike and missed the contest at Minnesota (10/26) and vs. Detroit (11/1). Gilbert then started against Buffalo (11/8) and Chicago (11/16), but sprained his knee in the game with the Bears and sat out the next two contests. He returned to play in all the remaining games and finished the regular season with six first hits, eight assists, one pass defended, a forced fumble, and a fumble recovery. Gilbert returned to form in the postseason and finished with three-game totals of nine first hits, four assists, and two quarterback harassments. Gilbert joined the Broncos' active roster in week two of 1986 and played in every game thereafter, posting four sacks and 17 total tackles. Originally Denver's first pick in the 1984 NFL supplemental draft, Gilbert played two seasons with the USFL New Jersey franchise before coming to the Broncos. He was exempt from Denver's roster for the final preseason game and the regular season opener. Gilbert had his best game of 1986 against the New York Giants (11/23), posting six total tackles, including five first hits, and a sack for 11 yards.

COLLEGE: Gilbert had a brilliant career at the University of Georgia, earning AP and UPI All-SEC honors as both a junior and senior. He was named UPI All-America as a senior and also garnered second-team All-America honors that year by AP and the Football News.

PERSONAL: Freddie and his wife Majell have two daughters, Zalima (11/6/75) and Tanishia (6/5/85), and a son, Phillip (7/6/83), and the family makes its home in Aurora, Colo. Freddie graduated from Griffin (Ga.) HS in his hometown, where he was named all-state in football as a junior and senior. In his final high school campaign he was selected as Georgia's top defensive end, and also was named All-South and Adidas All-American by Scholastic Coach Magazine.

Professional Record

GAMES PLAYED: 1986 (15), 1987 (7), 1988 (13).

GAMES STARTED: 1986 (0), 1987 (3), 1988 (5).

QUARTERBACK SACKS: 1986 (4), 1988 (1). Total - 5.

No. 22 KERRY GOODE *Running Back*



Birthdate—July 29, 1965

Birthplace—Town Creek, Ala.

Residence—Town Creek, Ala.

How Acquired—FA, 1989

College—Alabama

High School—Hazelwood HS, Town Creek, Ala.

Height—5-11

Weight—212

Pro Year—2nd

Year with Broncos—1st

Kerry Goode signed as a free agent with Denver on March 10. He was Tampa Bay's seventh round draft choice in 1988 and played in 14 games, starting five, in his rookie campaign. Goode rushed for 231 yards on 63 carries and caught seven passes for 68 yards with the Buccaneers. He set career highs of 14 carries and 82 yards rushing at Minnesota (10/9), and had four receptions for

41 yards vs. Green Bay (10/2). Goode had a 22-yard run at Detroit (11/13), a 22-yard reception at New Orleans (9/25), and he recorded the first safety in Buccaneer history when he tackled Chicago's punter in the end zone (11/20).

COLLEGE: Goode finished his career at Alabama with 253 carries for 1,350 yards, (a 5.3 average), and had 30 receptions for 222 yards. He was named the Southeastern Conference Freshman Player of the Year in 1983, but suffered a knee injury in the first game of his sophomore season vs. Boston College. Goode left that game in the third quarter after compiling 297 all-purpose yards (68 rushing, 32 receiving, 197 kickoff returns). He was team co-captain as a senior and played in four bowl games with the Crimson Tide (Sun, twice, Aloha, and Hall of Fame). Goode is one of four brothers to play at Alabama, including Pierre, Clyde, and Chris, who is currently a defensive back with the Indianapolis Colts. Kerry has a degree in general management and marketing and was awarded a graduate scholarship.

PERSONAL: Kerry is single and resides in his hometown of Town Creek, Ala. He played on back-to-back state title teams at Hazelwood HS in Town Creek, and in his senior season rushed for 1,025 yards and 18 TDs. Kerry enjoys all sports and has a special interest in cooking.

Professional Record

Year	Club	RUSHING						RECEIVING			
		Games	Starts	Att.	Yds.	Avg.	TD	No.	Yds.	Avg.	TD
1988	Tampa Bay	14	5	63	231	3.7	0	7	68	9.7	0
TOTALS		14	5	63	231	3.7	0	7	68	9.7	0

No. 37 KEVIN DALE GUIDRY

Cornerback



Birthdate—May 16, 1964

Birthplace—Lake Charles, La.

Residence—Lake Charles, La.

How Acquired—Draft #3, 1988

College—Louisiana State

High School—Lake Charles HS, Lake Charles, La.

Height—6-0

Weight—176

Pro Year—2nd

Year with Broncos—2nd

Kevin Guidry will compete for more playing time at cornerback in 1989. He was Denver's third-round draft choice last season and went on to play primarily on the special teams unit. He played in 14 games and was on the Broncos' inactive list for weeks 10 and 11. On defense in 1988 Guidry posted three first hits, two assists, and a pass defended, and on special teams he had six tackles, two tackles inside of the 20, two assists, and seven knock-down blocks. Bronco coaches were impressed by Guidry's enthusiasm, tenacity, and competitiveness, and they look forward to his continuing improvement.

COLLEGE: Guidry was a four-year starter in the secondary at Louisiana State, moving to left cornerback in 1987 after playing on the right side for his first three years. Known as a tough, scrappy defender, Guidry also served as a key member of the special teams for the Fighting Tigers. He closed out his college career with 10 interceptions, 16 passes broken up, and three fumble recoveries.

PERSONAL: Kevin and his wife Michelle reside in his native Lake Charles, La. He earned three letters each in football and track at Lake Charles HS, where he was all-district and all-state in both sports. As a senior he was the only player in Louisiana to

make all-district on both offense (tight end) and defense (cornerback). A broadcast journalism major at Louisiana State, Kevin enjoys swimming, baseball, and basketball.

Professional Record

GAMES PLAYED: 1988 (14).

GAMES STARTED: 1988 (0).

No. 31 MICHAEL (Mike) HARDEN Safety/Cornerback



Birthdate—February 16, 1959
Birthplace—Memphis, Tenn.
Residence—Aurora, Colo.
How Acquired—Draft #5a, 1980
College—Michigan
High School—Central HS,
Detroit, Mich.
Height—6-1
Weight—192
Pro Year—10th
Year with Broncos—10th

Mike Harden led the Broncos in interceptions for the fifth straight season in 1988, his first full campaign at free safety since 1982. He picked off four opponent passes and is now fourth in team history with 33 career interceptions. Harden ranks second in both interception yardage (643) and average per return (19.48). He was one of only seven Broncos to start every game last year and has now started 78 straight regular season games, the longest active streak on the team, and he is the only Bronco to have started every non-strike regular season game since 1984. In addition to his four interceptions last season, Harden paced the Denver secondary with 132 total tackles (93 first hits, 39 assists) and 10 passes defended. He was named Denver's defensive player of the game after a 13-tackle performance vs. the Rams (11/27) and a 16-tackle game at Pittsburgh (10/23). At Seattle (12/13) Harden registered an astounding 18 tackles, including 12 first hits. He emerged as a leader on the Broncos' defense in 1987 and had an outstanding campaign before breaking his forearm early in the playoff game vs. Houston (1/10). He played three positions last season, right cornerback, strong safety, and free safety, and for the fourth consecutive season led the team in interceptions with four, including two in the season finale vs. San Diego (12/27). Harden was named as a team captain that year and began the season at his customary right corner spot, moving into the starting free safety spot in week 11. Two weeks later he was named defensive MVP at Seattle (12/13), posting 10 first hits, two assists, and a fumble recovery. After injuries sidelined both Dennis Smith and Randy Robbins, Harden moved to strong safety in week 14, a position he held until his injury, and was named defensive MVP again in the season finale vs. San Diego (12/27). He closed out regular season play with 63 first hits, 24 assists, and seven passes defended. Harden had an excellent season in 1986 and was named by teammates as Denver's Most Valuable Defensive Player for his efforts. He returned six interceptions for a team-record 179 yards and two touchdowns, becoming the first Bronco ever to score four times on interception returns. Harden also scored on a 41-yard punt return at San Diego (10/12) and finished the regular season with 75 total tackles, nine passes defended, and a forced fumble. Harden started every game in 1985, the only member of the Broncos' defensive backfield to do so, including two at strong safety (weeks two and three) for the injured Dennis Smith. Harden led the team in tackles with 82 and in passes

defended with 18, tying for the team lead in interceptions for the second consecutive season with five. He returned those five thefts for a team-high 100 yards, including one for a 42-yard game-clinching touchdown at Pittsburgh (12/1). In 1984 he tied for the team lead in interceptions with a career-high six and also led the team in passes defended with 18, scoring the first touchdown of his career on a 45-yard interception return against Kansas City (9/23). In 1983 Harden moved from safety to cornerback and finished the year leading the AFC in interception return yards with 127, and his average of 31.8 was the highest in the NFL among players with four or more interceptions. Harden began the 1982 season as Denver's nickel back and became the club's starting free safety in the second week of the season, starting four games before a knee sprain sustained in practice forced him to miss the campaign's final four games. Harden played in five games and was in on 51 tackles in addition to making two interceptions and recovering a fumble. He played in every game of his first two pro seasons, primarily as a valuable special teams performer, making his first three starts late in the 1981 campaign. Harden was second on the club in kickoff returns with 11 in 1981.

COLLEGE: Mike was All-Big Ten in 1978 and 1979, closing out his college career with an appearance in the Japan Bowl. A four-year letterman at Michigan, Harden led Wolverine defensive backs in tackles with 50 as a senior and posted seven career interceptions. He also returned punts in college, handling 24 for a 7.4 average, and graduated from Michigan with a degree in political science.

PERSONAL: Mike has a daughter, Tā ler Niccole (5/12/85), and the family makes its home in the Denver suburb of Aurora. Mike and Denver Nugget Fat Lever are active owners of "Fat and Mike's Sports Connection," a sports lounge in downtown Denver that opened in March. He is very active in various community youth programs and is in the investment business as an entrepreneur during the off-season, maintaining his long-term goal of eventually finishing law school. He has worked with the Detroit police department as a youth counselor. Harden has taken law courses at the University of Michigan, and at the University of Denver in pursuit of a law degree. He once worked in the sports department of Detroit television WXYZ-TV, and Mike's interests include travel, sports cars, fashion modeling and horticulture.

Professional Record

Year	Club	INTERCEPTIONS						KICKOFF RETURNS			
		Games	Starts	No.	Yds.	Avg.	TD	No.	Yds.	Avg.	TD
1980	—Denver.....	16	0	0	0	0	0	12	214	17.8	0
1981	—Denver.....	16	3	2	34	17.0	0	11	178	16.2	0
1982	—Denver.....	5	4	2	3	1.5	0	0	0	0.0	0
1983	—Denver.....	15	15	4	127	31.8	0	0	0	0.0	0
1984	—Denver.....	16	16	6	79	13.2	1	0	0	0.0	0
1985	—Denver.....	16	16	5	100	20.0	1	0	0	0.0	0
1986	—Denver.....	16	16	6	179	29.8	2	1	41	41.0	1
1987	—Denver.....	12	12	4	85	21.3	0	0	0	0.0	0
1988	—Denver.....	16	16	4	36	9.0	0	1	9	9.0	0
TOTALS.....		128	98	33	643	19.5	4	25	442	17.7	1

ADDITIONAL STATISTICS: Returned two punts for 36 yards, fumbled once, 1980; recovered one fumble, 1981; recovered one fumble for 13 yards, 1982; recovered three fumbles, 1983; recovered two fumbles, 1984; recovered two fumbles, 1985; returned one punt for 41 yards and a touchdown, 1986; recovered one fumble, 1987.

No. 36 MARK HAYNES Cornerback



Birthdate—November 6, 1958
Birthplace—Kansas City, Kan.
Residence—Upper Saddle River, N.J.
How Acquired—Trade with New York Giants, 1986
College—Colorado
High School—Harmon HS, Kansas City, Kan.
Height—5-11
Weight—195
Pro Year—10th
Year with Broncos—4th

Mark Haynes started every game but the regular season finale at left cornerback for the Broncos in 1988. He sustained a sprained ankle in the week 15 contest at Seattle (12/11) and did not play the following week. Haynes had an interception to stop a Forty-Niners' drive in overtime at San Francisco (10/9) and the following week he posted eight first hits and two assists vs. Atlanta (10/16). Haynes closed out the season with 71 first hits, 14 assists, eight passes defended, an interception, a quarterback sack, and a forced fumble. He had a good season in 1987, his first campaign as Denver's starting left cornerback. He played particularly well against the pass, posting six passes defended and three interceptions, returning one for a score vs. New England (12/6). Haynes also registered 55 first hits, nine assists, and recovered a fumble in the end zone against Chicago (11/16), returning it 24 yards for the turning point in the Denver victory. He had a tremendous postseason and was named the Broncos' overall player of the game in the divisional contest vs. Houston (1/10), in which he had six tackles and returned an interception 57 yards, spoiling an Oilers scoring opportunity. He saw limited action with the Broncos in 1986 after spending the first five weeks of the campaign on injured reserve, the result of a strained thigh muscle suffered when he returned a blocked field goal attempt in the second preseason game, at Minnesota on August 16. He played in the final 11 games as a reserve to Mike Harden at right cornerback, finishing with 26 total tackles and a forced fumble. He saw postseason action in the playoff game vs. New England and in Super Bowl XXI, but did not play in the AFC championship game at Cleveland. Haynes was acquired from the New York Giants on 1986 draft day, in exchange for Denver's second round draft choices in 1986 and 1987, and for a sixth round choice which the Broncos earlier had obtained from Tampa Bay. In joining the Broncos Haynes returned to an area in which he has many close ties, having been a star performer at the University of Colorado. One of the NFL's most proficient cornerbacks from 1980-1984, Haynes had perhaps his best season in 1984, earning All-NFL accolades for the fourth straight year and being voted into the Pro Bowl for a third straight season. He had his best production ever in the area of interceptions, registering a career high of seven for 90 yards returned, the second best total in the NFC. Additionally, he had 39 tackles and two fumble recoveries during that campaign and was noted for his leadership in the Giants' young secondary. Haynes went down with a knee injury in the next to last game of the season and missed the playoffs and Pro Bowl due to that injury. The injury did not require surgery and he returned healthy for 1985, although he sat out the first part of last year before ultimately returning to play in five 1985 games for the Giants, starting one. He also did not play in one game, thus totaling six games for which he was on New York's active roster. He sustained a groin injury and subsequently spent the last portion of the 1985 campaign on New York's injured reserve list. The Giants' number one draft choice in 1980 (and the eighth player selected in the entire NFL draft), Haynes

became an almost instant star in his second pro season, winning All-NFL first team honors (Pro Football Weekly, NEA, Sports Illustrated), and followed that up in 1982 with a second straight All-NFL season, in addition to being named as a starter in the Pro Bowl for the first time. In 1983 he recorded three interceptions and started in the Pro Bowl for the second straight campaign. Haynes scored his only NFL touchdown in the Giants' 1981 playoff victory over Philadelphia when he recovered a fumble in the end zone. Through his first five pro seasons Haynes missed just three games.

COLLEGE: Mark was a unanimous All-American choice at the University of Colorado in his senior season, and was an All-Big Eight selection twice. He won four varsity letters as both a cornerback and safety, concluding his career with 256 tackles, eight fumble recoveries, five interceptions, and three blocked kicks. He had a 97-yard interception return for a touchdown vs. Army in 1977 and had 18 tackles in one game vs. Iowa State that same season. Haynes was a co-captain in his senior year and was selected to play in both the Hula Bowl and Senior Bowl games.

PERSONAL: Mark and his wife Victoria have two daughters, Iman (4/28/83) and Jasmine (11/4/85), and they make their home in Upper Saddle River, N.J. Mark has a degree in communications from the University of Colorado and does promotional work during the off-season. He was born in Kansas City, Kan., and was a legendary scholastic star at Harmon HS there, where he earned seven letters in football, basketball, and track and set a school record as a running back with 1,380 yards rushing and 19 touchdowns in one season.

Professional Record

Year	Club	INTERCEPTIONS					
		Games	Starts	No.	Yds.	Avg.	TD
1980	New York Giants	15	11	1	6	6.0	0
1981	New York Giants	16	16	1	9	9.0	0
1982	New York Giants	9	9	1	0	0.0	0
1983	New York Giants	15	15	3	18	6.0	0
1984	New York Giants	15	15	7	90	12.9	0
1985	New York Giants	5	1	0	0	0.0	0
1986	Denver	11	0	0	0	0.0	0
1987	Denver	12	12	3	39	13.0	1
1988	Denver	15	15	1	0	0.0	0
TOTALS		113	94	17	162	9.5	1

ADDITIONAL STATISTICS: Returned two kickoffs for 40 yards, 1980; recovered one fumble, 1981; recovered two fumbles for four yards, 1983; recovered two fumbles for 12 yards, 1984; recovered one fumble for 24 yards, 1987.

No. 24 WYMON HENDERSON Cornerback



Birthdate—December 15, 1961
Birthplace—North Miami Beach, Fla.
Residence—Wilmington, Calif.
How Acquired—FA, 1989
College—Nevada-Las Vegas
High School—North Miami Beach HS, North Miami Beach, Fla.
Height—5-10
Weight—186
Pro Year—3rd
Year with Broncos—1st

Wymon Henderson signed as a free agent with the Broncos under the terms of the NFL's Plan B free agency system on March 14. He played the last two seasons with Minnesota, joining the Vikings as a free agent in 1987. Last year he had 25 total tackles and an interception and was one of the leaders on the Vikings'

special teams unit. In 1987 Henderson started eight of 12 games played and finished second on the team with four interceptions. Henderson was with Los Angeles of the USFL in 1983-85 and had seven interceptions in 52 games played. He attended the San Francisco Forty-Niners' training camps in 1985 and 1986, but did not make the final roster in either year.

COLLEGE: Henderson was a two-year starter at Nevada-Las Vegas and was an All-PCAA in his junior season. He began his college career at Allan Hancock JC in Santa Maria, Calif. He has a degree in social work.

PERSONAL: Wymon is single and makes his offseason home in Wilmington, Calif. He is a native of North Miami Beach, Fla., where he was an all-city running back and defensive back.

Professional Record

Year	Club	INTERCEPTIONS					
		Games	Starts	No.	Yds.	Avg.	TD
1987	—Minnesota	12	8	4	33	8.3	0
1988	—Minnesota	16	0	1	13	13.0	0
TOTALS		28	8	5	46	9.2	0

No. 78 WINFORD DEWAYNE HOOD

Guard



Birthdate—March 29, 1962
Birthplace—Atlanta, Ga.
Residence—Atlanta, Ga.
How Acquired—FA, 1987
College—Georgia
High School—Therrell HS, Atlanta, Ga.
Height—6-3
Weight—262
Pro Year—6th
Year with Broncos—6th

Winford Hood is entering his sixth season with the Broncos in 1989. He spent most of last season on injured reserve but was activated to play in weeks 13, 14, and 16. Hood was on Denver's inactive list in week 15. He played in three games in 1987, starting two, but spent most of the campaign on injured reserve. He re-joined the team as a free agent in last season's training camp, but injured his wrist and was placed on IR. Hood was activated prior to the Oct. 4 contest vs. Houston, and he played in that game and started the next two. He was placed on IR again on Oct. 23 with a knee injury. Hood was Denver's eighth-round draft choice in 1984, and he played in every contest in the 1984-85 seasons. He was released during the 1986 training camp, but subsequently re-signed for weeks three through five. Hood was then released and spent two weeks off of the roster before coming back for a six-game stint in which he started two games.

COLLEGE: Hood earned All-Southeastern Conference honors in his senior year at the University of Georgia and was a starter in both the 1983 Cotton Bowl and the 1982 Sugar Bowl with the Bulldogs. He lettered as a sophomore after a freshman campaign in which he was out for most of the season with a groin injury. Winford majored in business education.

PERSONAL: Winford is single and resides in his native Atlanta, Ga. At Atlanta's Therrell HS he was Parade Magazine's National Lineman of the Year and an Adidas All-American in 1979. Winford was an all-state and all-metro Atlanta selection in 1978 and 1979.

Professional Record

GAMES PLAYED: 1984 (16), 1985 (16), 1986 (9), 1987 (3), 1988 (3).
GAMES STARTED: 1984 (2), 1985 (3), 1986 (2), 1987 (2), 1988 (0).

No. 2 MICHAEL WILLIAM (Mike) HORAN

Punter



Birthdate—February 1, 1959
Birthplace—Orange, Calif.
Residence—Fullerton, Calif.
How Acquired—FA, 1986
College—Long Beach State
High School—Sunny Hills HS, Fullerton, Calif.
Height—5-11
Weight—190
Pro Year—6th
Year with Broncos—4th

Mike Horan earned his first NFL Pro Bowl berth in 1988 after leading the league with a net punting average of 37.8. He was also honored as All-NFL (AP, PFWA, The Sporting News, College and Pro Football Newsweekly, Sports Illustrated, World Almanac-second team) and All AFC (UPI, Football News). Horan's overall punting average of 44.0 ranked third in the NFL, and he placed 19 kicks inside the opponent's 20-yard line, with only two touchbacks. Both touchbacks occurred in the season finale vs. New England (12/17), marking only the second time in 38 regular and postseason games as a Bronco that he had more than one touchback. Since coming to Denver late in the 1986 season Horan has placed 38 of 130 punts inside of the 20 (29%), and in his five NFL seasons has had 80 punts land inside of the 20 and just 25 touchbacks. Horan in 1988 set a team record with a 57.2-yard average vs. the Raiders (9/26), a game in which he had punts of 70, 67, and 56 yards. Also, Horan had six of his eight highest single game averages as a Bronco last season. In 1987 Horan was fourth in the AFC and eighth in the NFL with a 41.1 average on 44 punts. One fourth of his punts that season landed inside of the 20 (11/44), while posting just five touchbacks. Horan had his best regular season game as a Bronco vs. Kansas City (12/19), averaging 51.5 yards on four punts, with a long of 61 yards, his longest with Denver. In his tenure as the Broncos' punter Horan has punted 65 times for a 41.1 average, with 19 inside the 20 and seven touchbacks. His career totals show an average of 41.6 on 248 punts, with 61 punts inside the 20 and 23 touchbacks. He joined the club as a free agent in the 13th week of the 1986 campaign and averaged 41.1 yards over the final four games of the season. Horan had an excellent 1986 postseason, punting 13 times for a 43.9 average, with four punts inside the 20 and just one touchback in three postseason contests. Against New England in the divisional playoff game (1/4/87), Horan punted five times for a 49.0 average, including three kicks inside of the 20. He punted for the Philadelphia Eagles in 1984-85, showing two-year totals of 183 punts for a 41.8-yard average, with 42 punts inside the 20. He was named first-team All-NFC and first-team All-Rookie (Pro Football Weekly) in 1984. Originally a ninth-round draft choice of the Atlanta Falcons in 1982, Horan had tryouts with Green Bay and Buffalo in 1983 before joining the Eagles. He was on the Minnesota Vikings roster for one game in the 1986 season but did not play.

COLLEGE: Mike Horan was a two-year letterman at Long Beach State after transferring from Fullerton College. Mike was named first-team All-Pacific Coast Athletic Conference and honorable mention All-America as a senior. Horan was ranked sixth in the nation in punting that season with a school record 44.7 average.

PERSONAL: Mike and his wife Kim have two daughters, Meghan (9/8/85) and Shawna (3/24/88), and the family makes its off-season home in Fullerton, Calif. Mike and Kim began a fundraising

effort in 1988, "Punts With A Purpose," designed to raise money for the Volunteers of America emergency shelter in Denver. Pledges were solicited for every punt that Mike placed inside of the opponent's 20-yard line. He has a degree in mechanical engineering and has worked in the off-season for Hughes Aircraft Corporation, helping design manned and unmanned radar and sonar equipment. He has future plans to earn his master's degree in systems engineering and work in program management. A native of Orange, Calif., Horan attended Sunny Hills HS in Fullerton, Calif., lettering in both football and baseball. His hobbies include carpentry, fishing, golfing, and video games.

Professional Record

Year	Club	Games	PUNTING						
			No.	Yds.	Avg.	TB	In20	LG	Blk.
1984	Philadelphia	16	92	3880	42.2	6	21	69	0
1985	Philadelphia	16	91	3777	41.5	10	21	75	0
1986	Denver	4	21	864	41.1	2	8	54	0
1987	Denver	12	44	1807	41.1	5	11	61	2
1988	Denver	16	65	2861	44.0	2	19	70	0
TOTALS		64	313	13189	42.1	25	80	75	2

ADDITIONAL STATISTICS: Fumbled once and recovered one fumble, 1986.

No. 79 STEFAN GOVAN HUMPHRIES Guard



Birthdate—January 20, 1962
Birthplace—Broward, Fla.
Residence—Chicago, Ill.
How Acquired—Trade, 1987
College—Michigan
High School—St. Thomas Aquinas HS, Fort Lauderdale, Fla.
Height—6-3
Weight—268
Pro Year—6th
Year with Broncos—3rd

Stefan Humphries began the 1988 season as Denver's starting right guard but suffered a torn right triceps muscle in the season opener vs. Seattle (9/4) and following surgery spent the remainder of the campaign on injured reserve. He had a fine season with Denver in 1987, starting the final seven regular season games and all three postseason contests at right guard. He came to Denver in an Aug. 25 trade that sent punter Bryan Wagner to Chicago, but was placed on injured reserve on Sept. 8 with a thigh injury. Humphries joined the active roster and was inserted into the starting lineup before the Nov. 16 game against his former team. He joined the Bears as a third-round draft choice in 1984 and played in 12 games as a rookie before going on IR with a knee injury. Humphries strained a tricep during the 1985 training camp and spent the first four weeks of the season on IR before returning to play in 11 games. He broke his left foot in Chicago's 1986 training camp and spent all but the final four games of the season on IR.

COLLEGE: Humphries was named All-America (UPI, Football Writers, Football News, The Sporting News) as a senior at Michigan, where he was a three-year starter. He was also named academic All-America and all-league as a junior and senior. Humphries was nominated by Michigan for a Rhodes Scholarship after compiling a 3.77 GPA in bio engineering.

PERSONAL: Stefan is single and makes his offseason home in Chicago, Ill. A native of Broward, Fla., he attended St. Thomas Aquinas HS in Fort Lauderdale, Fla., where he was named Prep Athlete of the Year and team MVP. He earned seven prep letters in football, track, and basketball. Stefan was class valedictorian and a National Merit finalist. He began pursuing his medical career at Rush University in Chicago, Ill., in the 1987 offseason.

Professional Record

GAMES PLAYED: 1984 (12), 1985 (11), 1986 (4), 1987 (7), 1988 (1).
GAMES STARTED: 1984 (0), 1985 (0), 1986 (0), 1987 (7), 1988 (1).

No. 80 MARK ANTHONY JACKSON Wide Receiver



Birthdate—July 23, 1963
Birthplace—Chicago, Ill.
Residence—Aurora, Colo.
How Acquired—Draft #6b, 1986
College—Purdue
High School—Terre Haute South HS, Terre Haute, Ind.
Height—5-10
Weight—180
Pro Year—4th
Year with Broncos—4th

Mark Jackson had a tremendous season in 1988, setting personal single season highs with 46 receptions for 852 yards and six touchdowns. He suffered a broken collarbone in the second week of the season vs. San Diego (9/11) and spent the next four weeks on injured reserve. He went on to play in all remaining games and closed out the season with several dynamic performances. At New Orleans (11/20) he tied a career reception high with five, and then topped that the following week vs. the L.A. Rams (11/27) when he caught six passes for 140 yards and two scores, all new career highs. He had seven receptions for 145 yards the next week in Los Angeles against the Raiders (12/4), and the following week had seven receptions for 137 yards and one TD at Seattle (12/11). Over the last five weeks of the season Jackson caught 30 passes for 540 yards and three TDs. He had the top three high-yardage games among Bronco receivers last season and was on the receiving end of eight of Denver's 13 longest pass plays. Jackson's three-year totals show 110 receptions for 2,026 yards and nine TDs, and his average per reception of 18.4 yards is second in team history. He had a good season in 1987, his first campaign as a fulltime starter. He was Denver's leading receiver in the post-season, with eight receptions for 210 yards and a 26.8 average. Jackson was named Denver's offensive most valuable player for his performance in the AFC Championship Game vs. Cleveland (1/17), catching four passes for 134 yards, including an 80-yard touchdown reception. He was also the team's leading receiver in Super Bowl XXII with four receptions for 76 yards. Jackson closed out regular season play with 26 receptions for 436 yards and two touchdowns, and set a personal regular season high yardage mark at Seattle (12/13) with 85 yards on three catches. He had a superb season in 1986, breaking Vance Johnson's records for reception yardage by a Bronco rookie with a team-high 738 yards on 38 receptions. His average of 19.4 yards per catch led all AFC rookies with 30 or more receptions, and ranked fifth among all 57 AFC receivers who had 30 or more catches. Jackson was on the receiving end of the Broncos' five longest pass plays in 1986, with one of 53 yards, two for 51 yards, and one each of 50 and 47 yards. He was one of only two Broncos to record a catch in all 16 regular season games and led all Denver receivers in the last eight con-

tests with 21 receptions for 418 yards. Jackson gained 76 yards on five catches in the postseason, including three for 51 yards in Super Bowl XXI (1/25). Jackson had two key receptions in Denver's 98-yard drive vs. Cleveland in the AFC Championship Game (1/11). He snared a 20-yard pass as the Broncos faced a third-and-18 with just under two minutes left, and caught a five-yard touchdown pass from John Elway to bring Denver within an extra point with 37 seconds left in regulation.

COLLEGE: Jackson was named honorable mention All Big Ten (AP and UPI) as a senior at Purdue, catching 47 Jim Everett aeriels for 732 yards and five touchdowns that season. He closed out his college career with 51 catches for 810 yards and six scores and with an appearance in the Peach Bowl.

PERSONAL: Mark and his wife Ronni have a son, Kyle (3/17/89), and the family makes its home in the Denver suburb of Aurora. Born in Chicago, Ill., he graduated from Terre Haute South HS in Terre Haute, Ind. where he lettered three times in football, twice in track, and once in tennis. A public relations major at Purdue, Jackson's hobbies include tennis, photography, collecting pins, bowling, and "any challenging games."

Professional Record

RECEIVING

Year	Club	Games	Starts	No.	Yds.	Avg.	TD
1986	—Denver...	16	1	38	738	19.4	1
1987	—Denver...	12	9	26	436	16.8	2
1988	—Denver...	12	4	46	852	18.5	6
TOTALS		40	14	110	2026	18.4	9

ADDITIONAL STATISTICS: Recovered one fumble, rushed two times for six yards, returned two punts for seven yards, and returned one kickoff for 16 yards, 1986; recovered one fumble, 1988.

No. 82 VANCE EDWARD JOHNSON

Wide Receiver



Birthdate—March 13, 1963
Birthplace—Trenton, N.J.
Residence—Westminster, Colo.
How Acquired—Draft #2a, 1985
College—Arizona
High School—Cholla HS,
 Tucson, Ariz.
Height—5-11
Weight—185
Pro Year—5th
Year with Broncos—5th

Vance Johnson had his best season as a professional in 1988, setting new career highs in receptions and reception yardage. He led the team with 68 catches (6th-AFC, T15th-NFL), the eighth highest single season total in Bronco history, and gained 896 yards (9th-AFC, 20th-NFL). Johnson also set personal single game highs in receptions (eight at San Francisco, 10/9) and reception yards (134 vs. Los Angeles Raiders, 9/26). In the game against the Raiders, Johnson combined with John Elway for an 86-yard pass play, tying the Bronco record for longest non-scoring completion. Johnson was the only Bronco last season to record a catch in every game, and he gained 50 or more yards on receptions in nine of 16 games. He is ranked 9th in club history with 192 receptions, his 2,664 career reception yards rank 7th, and he is eighth in career TD catches with 17. He had an outstanding 1987 campaign despite missing most of two regular season games with a dislocated shoulder, suffered early in the Dec. 6 contest vs. New

England. He led the team with 684 yards on 42 catches and scored seven touchdowns to tie for the team lead. Johnson gained over 80 yards on receptions in six games, including a 115-yard performance against the Los Angeles Raiders (11/22), and tied a team record by scoring a TD by reception in six straight games. In the divisional playoff game vs. Houston (1/10), Johnson caught four passes for 105 yards before being sidelined with a groin injury. The injury kept him out of the AFC Championship Game but he returned to action in Super Bowl XXII. He turned in a tremendous performance in the 1986 postseason, completing his comeback from an early season knee injury. After a dazzling exhibition in the final preseason game vs. the Los Angeles Rams, in which he caught 11 passes for 195 yards and a score, he injured a knee in the season opener, had arthroscopic surgery, and spent four weeks on injured reserve. He finished the regular season with 31 receptions for 363 yards and two touchdowns, rushed five times for 15 yards, and returned three punts and two kickoffs. Johnson led the team in the 1986 postseason with 12 catches for 235 yards and two TDs. In the divisional playoff game vs. New England (1/4) he caught four passes for 89 yards and scored on a 48-yard pass from John Elway. After a three-catch performance in the AFC Championship Game at Cleveland (1/11) he led all receivers in Super Bowl XXI with five receptions for 121 yards, including a 47-yard TD pass from Elway. He had a fine season in 1985 as he made the conversion from running back to wide receiver and set new Bronco rookie records for receptions (51) and reception yardage (721 yards). He led the team in punt and kickoff returns as well, and his 1,757 all-purpose yards were tops among all NFL rookies. His receiving totals placed second on the team, although Johnson did not become a fulltime starter until week 10. He registered Denver's high-yardage mark that year with 116 yards on six catches vs. Kansas City (12/14), and he recorded three of the top six yardage marks for the team, including 96 yards at Atlanta (9/22) and 92 yards vs. San Francisco (11/11). Johnson scored three touchdowns, with the longest being a 63-yard catch and run against the Falcons. Denver's first pick in the second round of that year's draft, Johnson ran a 4.36 40-yard dash in rookie camp.

COLLEGE: Vance was the University of Arizona's key player at tailback in his four years with the Wildcats, finishing fourth in school history in all-purpose yards (3,442), fifth in scoring (168 pts.), and sixth in receptions (78). He closed out his college career with appearances in the Senior Bowl and the East-West Shrine game, where he caught seven passes and threw a touchdown pass. As a junior, Vance led the PAC-10 in touchdowns with 13, 10 of them rushing. He was a 1982 All-PAC 10 selection and led the team that season in rushing (433 yards) and kickoff returns (27.2 avg.). Vance set several Arizona freshman records and was named to Blue Chip Magazine's second-team All-American freshman squad. A great track athlete as well. Vance won the 1982 NCAA long jump championship with a 26'-11½" effort, and in addition captured the 1984 PAC-10 long jump title, finishing second in the NCAA that year. He was an alternate in the long jump on the 1984 Olympic team, missing the team by one inch. He was chosen to compete with the American Olympic team in the spring of 1985 in Monaco, France, but decided to pass up the opportunity because of his football career. He majored in commercial art.

PERSONAL: Vance has two sons, Vaughn (10/21/87), and Vincent (4/18/89). An accomplished artist, Vance had seven showings of his work at Denver's Gallery One during the 1987 off-season. He specializes in acrylic fine arts, with particular interest in women's faces and sports vignettes. A native of Trenton, N.J., Vance was raised in Tucson and lettered twice in football and four times in track at Cholla HS. He scored 22 touchdowns as a senior and had a 9.1 yard rushing average while gaining 1,382 yards. He set school records in the long jump, high jump, 100 and 220-yard

dashes, and was Arizona's long jump champion in 1980. He was an all-state football selection in 1980.

Professional Record

Year	Club	RECEIVING						RUSHING					
		Games	Starts	No.	Yds.	Avg.	TD	Att.	Yds.	Avg.	TD		
1985	—Denver...	16	7	51	721	14.1	3	10	36	3.6	0		
1986	—Denver...	12	7	31	363	11.7	2	5	15	3.0	0		
1987	—Denver...	11	9	42	684	16.3	7	1	-8	-8.0	0		
1988	—Denver...	16	13	68	896	13.2	5	1	1	1.0	0		

TOTALS 55 36 192 2664 13.9 17 17 44 2.6 0

Year	Club	PUNT RETURNS				KICKOFF RETURNS			
		No.	Yds.	Avg.	TD	No.	Yds.	Avg.	TD
1985	—Denver	30	260	8.7	0	30	740	24.7	0
1986	—Denver	3	36	12.0	0	2	21	10.5	0
1987	—Denver	1	9	9.0	0	7	140	20.0	0
1988	—Denver	0	0	0.0	0	0	0	0.0	0

TOTALS 34 305 9.0 0 39 901 23.1 0

ADDITIONAL STATISTICS: Fumbled five times, recovered two fumbles, 1985; fumbled once and passed once, incomplete, 1986; fumbled once and passed once, incomplete, 1987.

No. 75 RULON KENT JONES

Defensive End



Birthdate—March 25, 1958
Birthplace—Salt Lake City, Utah
Residence—Brighton, Colo.
How Acquired—Draft #2, 1980
College—Utah State
High School—Weber HS, Ogden, Utah
Height—6-6
Weight—260
Pro Year—10th
Year with Broncos—10th

Rulon Jones in 1988 became the Broncos' all-time leader in quarterback sacks as he boosted his career total to 73.5 to surpass Barney Chavous (1973-85). Jones finished second on the team last season with five sacks, playing primarily in passing situations, and also registered 35 first hits, 32 assists, and a forced fumble. Jones earned All-AFC honors (UPI) after a fine 1987 campaign in which he tied Karl Mecklenburg for the team lead in sacks with seven, netting six of them in the final seven weeks of the campaign. In regular season play Jones registered 45 first hits, 43 assists, and was credited with 21 quarterback harassments. He had 19 total tackles and 1.5 sacks in postseason play. He was named the UPI AFC Defensive Player of the Year in 1986, while making his second consecutive trip to the NFL Pro Bowl. He was further honored as All-NFL (AP, Pro Football Writers of America, The Sporting News, Sports Illustrated, Pro Football Weekly) and All-AFC (UPI, Football News, Pro Football Weekly, NEA second team) for a campaign in which he set a new Bronco record with 13½ sacks, breaking the mark of 13 set by Karl Mecklenburg in 1985. Jones had three of his four games with two or more sacks in October and was named, for the second straight season, the AFC defensive player of that month. He sacked Dallas quarterback Steve Pelluer for a safety (10/5) to give him a career total of three, one off of the league record held by Ted Hendricks and Doug English. Jones finished the regular season with 96 total tackles, five passes defended, a forced fumble, and fumble recovery, and he continued his fine play into the postseason. Against New England in a divisional playoff game (1/4) Jones sacked Tony

Eason twice, including a game-clinching sack for a safety late in the contest, and he had Denver's only sack in the AFC Championship at Cleveland (1/11). Jones registered 16 first hits and 24 total tackles in the postseason, high among all Bronco defensive linemen. He made his first Pro Bowl appearance and was named both All-NFL (Pro Football Writers of America, Sports Illustrated, The Sporting News, AP-second team, Newspaper Enterprise Association-second team) and All-AFC (UPI) in 1985, also being named by his teammates as the Broncos' defensive most valuable player. Jones totaled 68 tackles, tops among defensive linemen, 10 quarterback sacks, and three fumble recoveries that year. He had a streak of six straight games in which he posted at least one sack and was named by the NFL as the AFC defensive player of the month for October, recording a sack in each of the four games that month. In 1984 he led the team with 11 sacks and paced Denver's pass rush unit to a club record 57, again leading all team linemen in tackles with 105. Jones scored his first pro touchdown in 1984, scoring on a five-yard fumble return at Detroit (10/7), and blocked a field goal vs. Kansas City (9/23). Jones became a starter with three games left in his rookie season and has been there ever since. He missed four games in the 1983 campaign with a knee injury but still posted 72 tackles and four sacks. He had 9½ sacks in 1981, and in the previous season earned All-Rookie honors (UPI, Pro Football Weekly) as he paced the squad with 11½ sacks, the most by any Bronco since 1971. Denver's first pick in the 1980 draft, Rulon's best single-game sack performance was against Oakland at Denver in 1980, when he recorded three sacks and seven tackles.

COLLEGE: Rulon was a four-year letterman and starter at Utah State, where he missed only one game during his collegiate career. In 1979 he was selected to second team spots on both the AP and NEA All-America squads and was named honorable mention by UPI. As a senior he was All-Pacific Coast Athletic Assn. and was named PCAA Defensive Player of the Year. Rulon's best college performance was a game against Fresno State in which he posted 15 tackles and three sacks. Jones played in the East-West Shrine Game and the Senior Bowl.

PERSONAL: Rulon and his wife Kathy have three sons, Garett (4/4/78), Dalton (11/23/81), Chase (12/15/83), and a daughter, Lauren (2/4/86), and the family makes its home in Brighton, Colo. At Weber HS in Ogden, Utah, he earned two letters each in football and basketball. Rulon loves to hunt and fish, and his hobbies include oil painting, particularly Western art, and sculpting.

Professional Record

GAMES PLAYED: 1980 (16), 1981 (16), 1982 (9), 1983 (12), 1984 (16), 1985 (16), 1986 (16), 1987 (12), 1988 (16).

GAMES STARTED: 1980 (3), 1981 (16), 1982 (9), 1983 (12), 1984 (16), 1985 (16), 1986 (16), 1987 (12), 1988 (0).

ADDITIONAL STATISTICS: Recovered one fumble, credited with one safety, 1980; recovered one fumble, 1981; recovered two fumbles, credited with one safety, 1983; recovered two fumbles, one for five yards and a touchdown, and blocked one field goal, 1984; recovered three fumbles, 1985; recovered one fumble, recorded one safety, 1986.

QUARTERBACK SACKS: 1980 (11½), 1981 (9½), 1982 (2), 1983 (4), 1984 (11), 1985 (10), 1986 (13½), 1987 (7), 1988 (5). Total - 73.5.

No. 66 JAMES ALLEN (Jim) JURIGA

Tackle/Guard



Birthdate—September 12, 1964
Birthplace—Fort Wayne, Ind.
Residence—Aurora, Colo.
How Acquired—Draft #4, 1986
College—Illinois
High School—Wheaton North HS, Wheaton, Ill.
Height—6-6
Weight—275
Pro Year—2nd
Year with Broncos—2nd

Jim Juriga will compete for a starting spot at guard in 1989. He saw his first regular season action as a professional in 1988, starting the first 12 games at left tackle and the next three at right guard. He spent the 1987 campaign on injured reserve, rehabilitating a knee injury suffered in the final preseason game in 1986. Denver's fourth-round draft choice that year, Juriga had been installed into the starting lineup before the injury and started in the preseason contest vs. San Francisco (8/23). Bronco coaches are impressed with his run and pass blocking abilities.

COLLEGE: Juriga played both guard and tackle at Illinois, where he was one of the top linemen in the Big Ten during his four-year career. He received all-star honors after each of his four years as a lineman for the Fighting Illini, playing tackle in his first three seasons and guard as a senior. He was an Outland Trophy candidate in his final college campaign and was named All-Big Ten and Academic All-Big Ten that year, finishing out his collegiate career with an appearance in the Hula Bowl. He was first-team All-Big Ten at tackle in his sophomore and junior seasons and in 1982 was picked by the Football News as the most valuable freshman lineman in the nation, also earning consensus frosh All-American honors.

PERSONAL: Jim and his wife Denise make their home in Castle Rock, Colo. Born in Fort Wayne, Ind., he attended Wheaton North HS in Wheaton, Ill., where he lettered twice in football and four times in track. Juriga was a high school All-American and played on the class 4A state championship team in 1981 and on the runner-up Illinois prep team in 1980. He majored in agricultural science and plans to go on to veterinary school. Jim lists hunting, fishing and scuba diving as his hobbies.

Professional Record

GAMES PLAYED: 1986 (0 - injured reserve), 1987 (0 - injured reserve), 1988 (16).

GAMES STARTED: 1988 (15).

No. 12 KENNETH PAUL (Ken) KARCHER

Quarterback



Birthdate—July 1, 1963
Birthplace—Pittsburgh, Pa.
Residence—Denver, Colo.
How Acquired—FA, 1987
College—Tulane
High School—Shaler Area HS, Glenshaw, Pa.
Height—6-3
Weight—205
Pro Year—3rd
Year with Broncos—3rd

Ken Karcher will compete with Gary Kubiak for the second quarterback spot on the Broncos' roster in 1989. He played in just one game last season, completing six of 12 passes for 128 yards at Pittsburgh (10/23), his hometown, and combined with Steve Sewell for a 68-yard touchdown pass in the game. He was on Denver's inactive list 10 times last year and was active but did not play in five games. Karcher started all three replacement games for Denver in 1987, leading the team to two victories. He had his best outing in the Broncos' 26-17 win at Kansas City (10/18), completing 25 of 39 passes for 275 yards, three touchdowns, and two interceptions. Karcher closed out the regular season with totals of 102 attempts and 56 completions for 628 yards, five touchdowns, and four interceptions. He attended Denver's 1986 training camp but did not make the final roster, and in 1987 was released by the New Orleans Saints during their camp. He re-signed with Denver in Sept. 1987.

COLLEGE: Karcher was a quarterback at Tulane in 1984-85 and finished his career in second place on the Green Wave all-time list in completions (287), attempts (536), and yards passing (3,332). He played in the 1985 Blue-Gray all-star game. Karcher was a redshirt at Tulane in 1983 after a two-year stint at Notre Dame. He has a degree in general studies.

PERSONAL: Ken and his wife Pauline have a son, Austin Andrew (12/12/88), and the family makes its home in Denver. In the off-season Ken and Pauline attend the Denver Seminary, where he studied for his master's degree in divinity and she sought a degree in Christian education and counseling. Ken plans to become a pastor and is active with Road To Winning, a program working against drinking and driving. Ken was born in Pittsburgh, Pa., and lettered three times each in football, baseball, and basketball at Shaler HS in Glenshaw, Pa. He was named to the Parade All-America squad as a senior.

Professional Record

Year	Club	Games	Starts	Att.	PASSING			Yds.	TD	Int.
					Comp.	Pct.				
1987	Denver	3	3	102	56	.549	628	5	4	
1988	Denver	1	0	12	6	.500	128	1	0	
TOTALS		4	3	114	62	.544	756	6	4	


RUSHING

Year	Club	Att.	Yds.	Avg.	TD
1987	Denver	9	3	0.3	0
1988	Denver	0	0	0.0	0
TOTALS		9	3	0.3	0

ADDITIONAL STATISTICS: Fumbled twice and recovered three fumbles, 1987.

No. 3 RICHARD JOHN (Rich) KARLIS

Kicker



Birthdate—May 23, 1959
Birthplace—Salem, Ohio
Residence—Aurora, Colo.
How Acquired—FA, 1982
College—Cincinnati
High School—Salem HS,
 Salem, Ohio
Height—6-0
Weight—180
Pro Year—8th
Year with Broncos—8th

Rich Karlis in 1988 scored over 100 points for the fourth time in five seasons and is now on the verge of becoming the Broncos' all-time leading scorer. He was successful on 23 of 36 field goal attempts, a .638 percentage, and added 36 PATs for 105 total points. In seven seasons as a Bronco Karlis has scored 655 points, just 87 behind all-time Bronco scoring leader Jim Turner's (1971-79) total of 742. Karlis already holds Denver's top career field goal percentage with a mark of .710 (137 of 193). He holds three of the four best single season field goal percentages in Bronco annals and is the only Denver kicker to reach the .800 level of accuracy in a single season, a feat he has accomplished twice. Last season he made his first eight field goal attempts, including a 51-yarder vs. the Chargers (9/11) that tied the longest of his career. He provided all of Denver's points at San Diego (10/2), converting four of seven field goals for 12 points. The following week in San Francisco (10/9) Karlis kicked a 22-yard field goal to give the Broncos a 16-13 overtime victory over the eventual Super Bowl champions. Karlis had scored in 69 consecutive games prior to the Broncos' shutout loss at New Orleans (11/20), but that streak stands as the longest in team history. He scored 91 points in the strike-shortened 1987 campaign, converting 18 of 25 field goals and all 37 extra point attempts. He was also successful on four of six postseason field goal attempts. He finished the 1986 regular season with 104 points, connecting on 20 of 28 field goal attempts and a team-record 44 PATs. Karlis made good on seven of nine field goal attempts in the postseason, going two-for-two in the divisional playoff game vs. New England (1/4) and three-for-three against Cleveland in the AFC Championship Game (1/11), including a 33-yarder that won the game for the Broncos in overtime. He connected on two of four attempts in Super Bowl XXI (1/25), making his first attempt from 48 yards out to tie the Super Bowl record for longest field goal. He scored a career high 110 points in 1985 but connected on just 23 of 38 field goal attempts, with that .605 percentage ranking as the lowest of his six-year pro career. He began the 1985 season by connecting on his first nine attempts, which coupled with his four straight successes at the end of 1984 regular season gave Karlis a team record 13 consecutive field goals. Karlis had a fine season as the Broncos' placekicker in 1984, connecting on 21 of 28 field goal attempts and pacing the club in scoring with 101 points, the first 100-point season of his career. In 1984 Karlis hit the goal posts with game-tying field goal attempts in consecutive games (11/25 vs. Seattle and 12/2 at Kansas City), but rebounded strongly to finish the season with four consecutive successful attempts, including a game-winning kick vs. San Diego on 12/9. Karlis had five games in which he kicked three field goals in 1984, and followed that up with three more that year. Karlis was named to the Football Digest All-Rookie team in 1982 and connected on the first 11 field goal attempts of his pro career. A barefoot, soccer-style kicker, Karlis emerged from a 478-player free

agent walk-on camp in May of 1982 to win the kicking job. He was in the Houston Oilers training camp in 1981.

COLLEGE: Rich earned three letters at Cincinnati and led the Bearcats in scoring as a senior with 41 points, including 12 extra points and 10 of 15 field goal attempts, six from beyond the 40-yard line. Primarily a kickoff specialist as a sophomore and junior, Karlis had a successful 50-yard field goal attempt as a senior. He has his degree in economics from Cincinnati.

PERSONAL: Rich and his wife Dena have a son, Richard Andrew (2/28/88), and the family makes its home in the Denver suburb of Aurora. He worked with Sill-Terhar Ford during the off-season. He is a graduate of Salem HS in his native Salem, Ohio. Rich is extremely active in community service work and in both 1984 and 1985 was the Broncos' Lite Beer NFL Man of the Year, finishing among the top five in the national competition. Rich in 1984 started a program called Points for People, which raises money for The Family Tree, an organization that provides shelter for abused women and children. Rich has raised over \$650,000 for Points For People over the last five seasons, and he was the 1984 Boy Scouts Service Award winner. He has worked for the benefit of numerous organizations, including Children's Hospital and Multiple Sclerosis.

Professional Record

Year	Club	CONVERSIONS			FIELD GOALS		
		Games	No.-Att.	Pct.	No.-Att.	Pct.	Points
1982	Denver	9	15-16	.937	11-13	.846	48
1983	Denver	16	33-34	.971	21-25	.840	96
1984	Denver	16	38-41	.927	21-28	.750	101
1985	Denver	16	41-44	.932	23-38	.605	110
1986	Denver	16	44-45	.978	20-28	.714	104
1987	Denver	12	37-37	1.000	18-25	.720	91
1988	Denver	16	36-37	.973	23-36	.638	105

TOTALS 101 244-254 .961 137-193 .710 655

No. 72 KEITH LEONARD KARTZ

Tackle/Guard



Birthdate—May 5, 1963
Birthplace—Las Vegas, Nev.
Residence—Encinitas, Calif.
How Acquired—FA, 1987
College—California
High School—San Diequito HS,
 Encino, Calif.
Height—6-4
Weight—270
Pro Year—3rd
Year with Broncos—3rd

Keith Kartz started 12 games at the right guard position for Denver in 1988 but was hampered late in the season by a dislocated right toe. He began the season as a reserve but moved into a starting role in week two after Stefan Humphries was injured. Kartz started the next 11 games before injuring his toe at New Orleans (11/20). He sat out the following three contests but returned to start in the season finale vs. New England (12/17). Kartz joined the Broncos as a free agent in 1987 and was placed on injured reserve with a back injury in early September. He re-joined the active squad before the Oct. 4 contest vs. Houston and started all three replacement games. Kartz went on to play in all but one of the remaining regular and postseason games. He turned in a fine performance in Super Bowl XXII (1/31) after Dave Studdard left the game with an injury. Kartz attended Seattle's training camp in 1986.

COLLEGE: Kartz was all-conference and All-West Coast as a tackle at the University of California. He played for the Golden

Bears in 1981-85, redshirting in 1983. Kartz has a bachelor's degree in social science.

PERSONAL: Keith is single and resides in Encinitas, Calif., where he attended San Diequito HS and lettered three times each in football and track, and twice in basketball. He was born in Las Vegas, Nev.

Professional Record

GAMES PLAYED: 1987 (12), 1988 (13).

GAMES STARTED: 1987 (3), 1988 (12).

NO. 88 CLARENCE HUBERT KAY

Tight End



Birthdate—July 30, 1961
Birthplace—Seneca, S.C.
Residence—Seneca, S.C.
How Acquired—Draft #7, 1984
College—Georgia
High School—Seneca HS, Seneca, S.C.
Height—6-2
Weight—237
Pro Year—6th
Year with Broncos—6th

Clarence Kay set personal highs last season with 34 receptions and four touchdowns despite missing two games with a bruised spinal cord, an injury he suffered in the season opener vs. Seattle (9/4). He had 352 yards receiving, the second highest total of his career. Kay was named Denver's offensive player of the game three times in 1988 for his efforts at San Diego (five receptions for 41 yards, 10/2), the following week at San Francisco (four for 44, 10/9), and in Los Angeles against the Raiders (five for 43 and two TDs, 12/4). He also had two TD catches at Pittsburgh (10/23), a game in which he had his high yardage mark of 1988 with 56 yards on four receptions. Kay is 15th in team history with 125 receptions and 14th with 1,462 receiving yards, and both of the marks are second among all-time Bronco tight ends. He has caught 11 touchdown passes and has started 67 of the 71 games in which he has played over the last five seasons. Kay had a tremendous season in 1987, closing out regular season play with 31 catches for a career-high 440 yards. He was named Denver's offensive MVP for his performance at Minnesota (10/26), catching four passes for 63 yards, and was Denver's overall MVP vs. Kansas City (12/19), setting new personal highs with six catches for 91 yards. In the divisional playoff game vs. Houston (1/10) Kay caught three passes for 57 yards and two touchdowns, and he finished postseason play with five receptions for 95 yards. In 1986 he caught 15 passes for 195 yards and a touchdown, and also had two receptions for 23 yards in the AFC Championship Game at Cleveland (1/11). He had the longest reception of his career at Pittsburgh in a Monday night game (9/15), going for 34 yards. Kay started the first 10 games of the season, but was suspended for the week 11 contest. He started the following two games, played but did not start in week 14, and was on the Reserve/Non-Football Illness list for the final two regular season contests and the divisional playoff game vs. New England. Kay showed tremendous improvement as a receiver in 1985, leading Bronco tight ends with 29 receptions for 339 yards. Kay, who is considered by Denver coaches to be one of the best blocking tight ends in the NFL, came to Denver as a seventh-round draft choice in 1984. He caught 16 passes for 136 yards and three touchdowns that year, earning All-Rookie honors from Pro Football Weekly and the Pro Football Writers of America.

COLLEGE: Clarence earned second team All-Southeastern Conference honors as a senior at Georgia, concluding his college career in the Cotton Bowl. He was a member of the Bulldog teams that played in the 1982 and 1983 Sugar Bowls. Clarence's career totals show 51 receptions for 740 yards and six touchdowns. He majored in arts and sciences.

PERSONAL: Clarence is single and resides in his native Seneca, S.C., where he was a superior athlete at Seneca HS. He earned 12 prep letters in football, basketball, and track, recording a personal high of 6'-8" in the high jump. Clarence was an Adidas football All-American in 1979.


Professional Record

		RECEIVING					
Year	Club	Games	Starts	No.	Yards	Avg.	TD
1984	Denver	16	13	16	136	8.5	3
1985	Denver	16	16	29	339	11.7	3
1986	Denver	13	12	15	195	13.0	1
1987	Denver	12	12	31	440	14.2	0
1988	Denver	14	14	34	352	10.4	4
TOTALS		71	57	125	1462	11.7	11

ADDITIONAL STATISTICS: Fumbled once, 1984; fumbled once, recovered one fumble, 1985; fumbled three times, 1987; fumbled once, 1988.

No. 87 PATRICK JOSEPH (Pat) KELLY

Tight End



Birthdate—October 29, 1965
Birthplace—Webster, N.Y.
Residence—Webster, N.Y.
How Acquired—Draft #7a, 1988
College—Syracuse
High School—R. L. Thomas HS, Webster, N.Y.
Height—6-6
Weight—252
Pro Year—2nd
Year with Broncos—2nd

Pat Kelly will compete for increased playing time at tight end in 1989. He was Denver's first pick in the seventh round last season and was one of the leaders of the Broncos' special teams, pacing that unit with 12 knockdown blocks and tying for the lead in tackles with eight. He had one reception for four yards in limited action at tight end.

COLLEGE: Kelly was a two-year starter at Syracuse, compiling career figures of 44 catches for 631 yards and four TDs. As a senior he was a third-term All-America pick by College and Pro Football Newsweekly and ranked second on the team with 24 receptions for 392 yards, a 16.3 average, and two scores.

PERSONAL: Pat is single and resides in his hometown of Webster, N.Y. At R.L. Thomas HS there he was co-captain and city most valuable player of both the football (1982) and basketball (1983) teams. In 1983 Pat was the all-state center on the Section V Western basketball championship squad, and he was the 1982-83 Amateur Athlete of the Year. He also played midfield on the lacrosse team. Pat has a degree in personal and industrial relations.

Professional Record

		RECEPTIONS					
Year	Club	Games	Starts	No.	Yds.	Avg.	TD
1988	Denver	16	0	1	4	4.0	0
TOTALS		16	0	1	4	4.0	0

ADDITIONAL STATISTICS: Fumbled once, 1988.

No. 97 BRUCE ARNOLD KLOSTERMANN

Linebacker



Birthdate—April 17, 1963
Birthplace—Dubuque, Iowa
Residence—Englewood, Colo.
How Acquired—Draft #8, 1986
College—South Dakota State
High School—Beckman HS,
 Dyersville, Iowa
Height—6-4
Weight—232
Pro Year—3rd
Year with Broncos—3rd

Bruce Klostermann had a fine season for the Broncos in 1988, despite spending the final four weeks on injured reserve. He made his first start as a professional vs. the L.A. Raiders (9/26), subbing for the injured Karl Mecklenburg, and had six first hits and five assists in the game. Klostermann started in weeks nine through 12 as well, but suffered a ruptured disc in his back at New Orleans (11/20) and was placed on IR for the remainder of the campaign. He closed out the season with 17 first hits, 10 assists, and a pass defended. Klostermann played in nine games with Bronco regulars in 1987, seeing most of his action on special teams. He led the unit with four tackles inside the 20 and also forced two fumbles. Klostermann twice earned special teams most valuable player honors, for his performances at Green Bay (9/20) and vs. Chicago (11/16). He injured his knee vs. New England (12/6) and sat out the final two games of the regular season, but returned to the active roster for all three postseason games. Klostermann was Denver's eighth round draft choice in 1986, but injured a knee in training camp and spent the campaign on injured reserve.

COLLEGE: Klostermann earned second-team All-North Central Conference honors as a senior at South Dakota State, despite missing the final three conference games with injuries. He began his college career at Waldorf (Iowa) Community College, where he earned all-region honors and was a JC All-America nominee. Klostermann attended the University of Iowa for one semester before transferring to South Dakota State.

PERSONAL: Bruce and his wife Nancy make their home in the Denver suburb of Englewood. Born in Dubuque, Iowa, he graduated from Beckman HS in Dyersville, Iowa, and earned all-state honors while lettering twice each in football and basketball. Bruce has a degree in agricultural business.

Professional Record

GAMES PLAYED: 1986 (0— injured reserve, 1987 (9), 1988 (12).
GAMES STARTED: 1987 (0), 1988 (5).

No. 99 SHAWN MATT KNIGHT

Defensive End



Birthdate—June 4, 1964
Birthplace—Provo, Utah
Residence—Sparks, Nev.
How Acquired—Trade, 1988
College—Brigham Young
High School—Reed HS, Sparks, Nev.
Height—6-6
Weight—288
Pro Year—3rd
Year with Broncos—2nd

Shawn Knight will compete for increased playing time at defensive end for the Broncos in 1989. He came to Denver in an Aug. 29 trade that sent the Broncos' first-round pick to New Orleans. Knight played in 14 games last season and posted 11 first hits and four assists. He was the Saints' first-round draft choice (11th player chosen overall) in 1987. He played in 10 games that year and was named All-Rookie by the Pro Football Writers Association.

COLLEGE: Knight was named All-Western Athletic Conference in football and academics at Brigham Young University. Led the Cougars' defense as a senior with 16 sacks. Knight broke his arm prior to the start of his junior campaign but played despite the injury. He had a 3.11 GPA as a physical therapy major.

PERSONAL: Shawn and his wife Dana make their home in Sparks, Nev., where he lettered three times in both wrestling and track and twice each in football and tennis at Reed HS. He is a native of Provo, Utah.

Professional Record

GAMES PLAYED: 1987 (10), 1988 (14).

No. 71 GREG JOHN (Greg) KRAGEN

Nose Tackle



Birthdate—March 4, 1962
Birthplace—Chicago, Ill.
Residence—Littleton, Colo.
How Acquired—FA, 1985
College—Utah State
High School—Amador Valley HS,
 Pleasanton, Calif.
Height—6-3
Weight—265
Pro Year—5th
Year with Broncos—5th

Greg Kragen emerged as one of Denver's defensive leaders in 1988. He was one of only seven Broncos to start every game last year and has now started in 23 straight contests and in 39 of the last 42 non-strike games since taking over as Denver's nose tackle in the third week of the 1986 campaign. Last year Kragen was named the team's defensive player of the game five times including three times in a four week stretch. In Los Angeles against the Raiders (12/4) he was in on 13 tackles and had two sacks and at San Francisco (10/9) he had 10 first hits and five assists, and set up the Broncos' game-tying touchdown with a fumble recovery late in the fourth quarter. Kragen's season totals show a team-high 101 first hits, 39 assists, two and one-half sacks, four passes defended, and a fumble recovery. He began the 1987 campaign as a back up at nose tackle

but returned to a starting role before the Oct. 26 game at Minnesota and started all but one of the remaining games. He was named defensive MVP for his performance against the Raiders (11/22), in which he tallied five first hits, four assists, and an eight-yard sack, and he had a 14-tackle game two weeks later vs. New England (12/6). Kragen closed out the regular season with 48 first hits, high among defensive linemen, 30 assists, two sacks, and a fumble recovery. His postseason totals show 11 first hits, nine assists, and four quarterback harassments, earning defensive MVP honors for his performance vs. Cleveland in the AFC Championship Game (1/17). Kragen moved into the starting nose tackle spot in the third week of the 1986 season and started every game thereafter, including both playoff games and Super Bowl XXI. He finished the regular season with 60 total tackles and a team-leading three fumble recoveries. Kragen played as Rubin Carter's back-up at nose tackle and on special teams in 1985, recording two sacks that year, including one in his first game as a professional at the Los Angeles Rams (9/8). He joined the Broncos as a free agent in 1985 after being one of the club's last training camp cuts in 1984.

COLLEGE: Greg earned several honors at Utah State, where he played from 1980-83. He was a first-team All-Pacific Coast Conference player in his senior year as well as an honorable mention AP All-American and second-team All-West Coast performer.

PERSONAL: Greg and his wife Cindy make their home in the Denver suburb of Littleton. A native of Chicago, Ill., Greg earned three prep letters in basketball and two in football at Amador HS in Pleasanton, Calif. He majored in political science at Utah State.

Professional Record

GAMES PLAYED: 1985 (16), 1986 (16), 1987 (12), 1988 (16).

GAMES STARTED: 1985 (1), 1986 (14), 1987 (9), 1988 (16).

ADDITIONAL STATISTICS: Recovered three fumbles, 1986; recovered one fumble, 1987; recovered one fumble, 1988.

QUARTERBACK SACKS: 1985 (2), 1987 (2), 1988 (2½). Total - 6½.

No. 8 GARY KUBIAK

Quarterback



Birthdate—August 15, 1961

Birthplace—Houston, Tex.

Residence—Plantersville, Tex.

How Acquired—Draft #8, 1983

College—Texas A&M

High School—St. Pius HS,
Houston, Tex.

Height—6-0

Weight—192

Pro Year—7th

Year with Broncos—7th

Gary Kubiak took snaps at quarterback in eight of Denver's final 11 games in 1988 and continued to offer solid back-up play to John Elway, in addition to his role as holder on field goals and extra points. He completed 43 of 69 passes, and set personal career highs with a .623 completion percentage, 497 yards passing, and five TDs. He also rushed 17 times for 65 yards. When Elway left the game with an ankle injury vs. Atlanta (10/16), Kubiak entered and led the Broncos to a 30-14 victory, completing four of 10 passes for 82 yards, including a 68-yard TD pass to Steve Sewell. The following week in Pittsburgh (10/23) he made his first start in almost four seasons and completed 15 of 27 passes for 157 yards, two touchdowns, and three interceptions in a losing effort. Kubiak completed 12 of 16 passes for 138 yards and two scores the next week at Indianapolis (10/31) and went on to see further action at quarterback in four of the remaining seven weeks. For his career Kubiak has completed

127 of 216 passes for 1,558 yards, 12 touchdowns, and 10 interceptions, and his completion percentage of .588 is the highest in team history. He holds the Broncos' single season record for interception avoidance with a mark of .013 (one interception in 75 attempts), set in 1984. Kubiak saw the most limited playing time of his career in 1987 as he completed just three of seven passes for 25 yards, throwing two interceptions in a blizzard vs. San Diego (12/27). Against Detroit (11/1) Kubiak completed all three of his passes for 25 yards. He saw action in seven games in 1986, including Super Bowl XXI. In the regular season he completed 23 of 38 passes for 249 yards, one touchdown, and three interceptions, rushed six times for 22 yards, and also served as holder on extra point and field goal attempts. Kubiak completed all four passes in Super Bowl XXI for 48 yards. He had his best outing of the season against the New York Jets (10/20) when he completed 10 of 14 passes for 114 yards, with one TD and one interception. He saw only limited action at quarterback in 1985, completing two of five passes for 61 yards in his three appearances. He threw a 54-yard touchdown pass to Steve Sewell at San Diego (11/3), and after Elway was injured in the season finale at Seattle (12/20) Kubiak drove the Broncos into range for the winning field goal, getting the final six yards on a quarterback draw. Kubiak turned in a strong performance in 1984, starting two games in place of an injured John Elway and seeing duty in five more. He led the Broncos to a thrilling 22-19 overtime win over the Los Angeles Raiders (10/28), completing 21 of 34 passes for 206 yards and two touchdowns in his second start of the season. He suffered a concussion in his first start of the year at Chicago, knocking him out of the game. Kubiak also engineered a 75-yard drive that led to the winning score against Cincinnati (9/2) after Elway was injured. He also recorded a 20-yard reception against Buffalo (10/21) and scored on a three-yard run in the same game. As a rookie in 1983 Kubiak started in place of a flu-ridden Elway against Seattle (11/20), leading the Broncos to a 38-27 victory. He threw a 78-yard touchdown pass to Steve Watson and ran eight yards for another score in that game. For the season, he played in four games and he directed two fourth quarter scoring drives in the regular season finale at Kansas City (12/18). An eighth-round draft choice of the Broncos, Kubiak has impressed coaches with his knowledge of the game and his leadership abilities.

COLLEGE: Kubiak made the Players' All-Southwest Conference team in 1982 and earned appearances in the Blue-Gray and Hula Bowl games for a season in which he led the SWC in attempts (324), completions (181), percentage (55.9), yardage (1,948), touchdowns (19), and total offense (1,885). As a junior at Texas A&M, Kubiak set conference records for single game TDs (six against Rice) and single game percentage (19 of 21 for 90.5 percent against Arkansas), and ranked second in the SWC in passing (1,908 yards) and total offense (1,986 yards). Gary has a degree in physical education.

PERSONAL: Gary and his wife Rhonda have two sons, Clint (2/17/87) and Clay (10/10/88), and the family makes its home in Plantersville, Tex. At St. Pius HS in his native Houston, Gary made all district, all-state, and All-America and set the state passing record with 6,190 yards. A brilliant prep athlete, he lettered all four years in football, basketball, and baseball, and made all-state in all three sports in both his junior and senior years. He was also all-state in track twice in high school.

Professional Record

Year	Club	PASSING							TD	Int.
		Games	Starts	Att.	Comp	Pct.	Yds.			
1983	Denver	4	1	22	12	54.5	186	1	1	
1984	Denver	7	2	75	44	58.7	440	4	1	
1985	Denver	16	0	5	2	40.0	61	1	0	
1986	Denver	16	0	38	23	60.5	249	1	3	
1987	Denver	12	0	7	3	42.8	25	0	2	
1988	Denver	16	1	69	43	62.3	497	5	3	
TOTALS		71	4	216	127	58.8	1558	12	10	

Year	Club	RUSHING			
		Att.	Yds.	Avg.	TD
1983	Denver	4	17	4.3	1
1984	Denver	9	27	3.0	1
1985	Denver	1	6	6.0	0
1986	Denver	6	22	3.7	0
1987	Denver	1	3	3.0	0
1988	Denver	17	65	3.8	0
TOTALS		38	140	3.7	2

No. 76 KENNETH WAYNE (Ken) LANIER *Tackle*



Birthdate—July 8, 1959
Birthplace—Columbus, Ohio
Residence—Denver, Colo.
How Acquired—Draft #5, 1981
College—Florida State
High School—Marion Franklin HS, Columbus, Ohio
Height—6-3
Weight—269
Pro Year—9th
Year with Broncos—9th

Ken Lanier was one of only two members of the Bronco offense to start in every game in 1988, and has now started in 67 straight games, the second largest active streak on the team. An extremely durable performer, Lanier has started 100 of the last 101 games for Denver and has played in 104 consecutive contests, the Broncos' longest active streak. Last season he was named the team's offensive MVP for his performance against the Raiders (9/26). He joined the club as a fifth-round draft choice in 1981 and saw action in eight games that season, starting one. He was named a fulltime starter at right tackle in 1982 and has held the position ever since.

COLLEGE: Ken was known as the "Ironman" of Florida State's team because of his string of 46 consecutive games started during his four-year Seminole career. He was named to several All-America teams during his junior and senior seasons. In addition to his football career at FSU, Lanier performed weight duty for the Seminole track team and holds the school record in the shot put with a heave of 60'2". He was the Metro Conference champion in that event in his junior and senior years. Ken closed out his college football career with an appearance in the Senior Bowl, and graduated from Florida State with an industrial arts degree.

PERSONAL: Ken and his wife Vickie have two sons, Kenneth (3/21/87) and Kelyn (9/5/88), and the family makes its home in Denver. A Columbus, Ohio native, he earned All-Ohio honors and three letters each in football and track at Marion Franklin HS in his hometown. Lanier set the Ohio state record with a heave of 66'5" in the shot as a senior.

Professional Record

GAMES PLAYED: 1981 (8), 1982 (9), 1983 (16), 1984 (16), 1985 (16), 1986 (16), 1987 (12), 1988 (16).

GAMES STARTED: 1981 (1), 1982 (9), 1983 (16), 1984 (15), 1985 (16), 1986 (16), 1987 (12), 1988 (16).

ADDITIONAL STATISTICS: Recovered one fumble, 1982; recovered one fumble, 1984.

No. 59 TIMOTHY (Tim) BRIAN LUCAS *Linebacker*



Birthdate—April 3, 1961
Birthplace—Stockton, Calif.
Residence—Lodi, Calif.
How Acquired—FA, 1987
College—California
High School—Rio Vista HS, Rio Vista, Calif.
Height—6-3
Weight—230
Pro Year—3rd
Year with Broncos—3rd

Tim Lucas will compete for increased playing time on Denver's linebacker unit in 1989. He played in every game in 1988, seeing the majority of his playing time on special teams. He had seven tackles and five knockdown blocks on that unit and was named Denver's special team MVP for his performance at Pittsburgh (10/23). He registered one tackle last season as a linebacker. Lucas played in 11 games and started three in 1987 with the Broncos. After signing with Denver on Sept. 24 that year, he started all three replacement games at outside linebacker. Lucas was named the Broncos' most valuable player of the game vs. the Raiders (10/12) after posting seven first hits, an assist, a five-yard quarterback sack, an interception, and a forced fumble. He was on the inactive list for weeks six through eight and played primarily on special teams for the remainder of the campaign. Lucas closed out the season with 11 first hits, four assists, and two sacks. Prior to coming to Denver, Lucas played with the USFL's Oakland franchise from 1983-85. He was drafted by the St. Louis Cardinals in the 10th round of the 1983 college draft.

COLLEGE: Lucas was a PAC-10 All-American as a senior at the University of California. He played for the Golden Bears in 1979-82 and won the school's scholar award. Lucas graduated with a degree in economics.

PERSONAL: Tim is single and makes his offseason home in Lodi, Calif. Born in Stockton, Calif. he graduated from Rio Vista (Calif.) HS and was named all-league in football, baseball, basketball, and track. As a running back he ranked second in Northern California in rushing. Tim lists golf as his hobby.

Professional Record

Year	Club	INTERCEPTIONS				Yds.	Avg.	TD
		Games	Starts	No.				
1987	Denver	11	3	1	11	11.0	0	
1988	Denver	16	0	0	0	0.0	0	
TOTALS		27	3	1	11	11.0	0	

ADDITIONAL STATISTICS: Recovered one fumble, 1987.
QUARTERBACK SACKS: 1987 (2). Total — 2.

No. 85 RICHARD RAY (Rick) MASSIE

Wide Receiver



Birthdate—January 16, 1960
Birthplace—Paris, Ky.
Residence—Denver, Colo.
How Acquired—FA, 1987
College—Kentucky
High School—Bourbon HS,
 Paris, Ky.
Height—6-1
Weight—190
Pro Year—3rd
Year with Broncos—3rd

Rick Massie played in four games in 1988 and spent the final 11 weeks of the season on Denver's Reserve/Non-Football Illness list. He was waived by the Broncos on Aug. 29, just prior to the beginning of the regular season, although he was re-signed by the club on Sept. 7. Massie played in the next four games, catching three passes for 39 yards, but was placed on injured reserve on Oct. 8 because of a claustrophobic condition. In two seasons with the Broncos Massie has played in 13 games, starting four, and has posted 16 catches for 283 yards and four touchdowns. He had a fine season in 1987 before fracturing his leg at Seattle (12/13) and spending the five remaining regular and postseason games on injured reserve. He closed out his first NFL campaign with 13 receptions for 244 yards and four touchdowns. Released late in that year's training camp, Massie re-joined the team on Sept. 24 and started the next three games, posting three catches for 55 yards and a score vs. Houston (10/4) in his first regular season game as a Bronco. Massie was a contributor in Denver's drive to the AFC West title, catching two passes for 18 yards and a TD vs. New England (12/6) and three for 82 yards and a score in Seattle, earning offensive most valuable player honors in both games. Massie was Denver's second-round pick in the 1984 supplemental draft, and following a stint with the CFL Calgary Stampeders in 1984-85 he attended the Broncos' 1986 training camp, but did not make the final roster.

COLLEGE: Massie was given a Fellowship of Christian Athletes award after his senior campaign at the University of Kentucky. He played for Wildcats from 1979-83, redshirting in 1980. He has a degree in office management.

PERSONAL: Rick is single and makes his offseason home in Denver. A native of Bourbon, Ky., he attended Bourbon HS there and earned five letters in track, three in football, and two in basketball. Rick worked in the 1989 offseason as a credit analyst for Colorado National Bank. Rick enjoys crossword puzzles, listening to music, and is a "slam-dunk" artist.

Professional Record

RECEIVING

Year	Club	Games	Starts	No.	Yards	Avg.	TD
1987	Denver	9	4	13	244	18.8	4
1988	Denver	4	0	3	39	13.0	0
TOTALS		13	4	16	283	17.7	4

No. 77 KARL BERNARD MECKLENBURG

*Linebacker/
Defensive End*



Birthdate—September 1, 1960
Birthplace—Edina, Minn.
Residence—Wheat Ridge, Colo.
How Acquired—Draft #12, 1983
College—Minnesota
High School—Edina West HS,
 Edina, Minn.
Height—6-3
Weight—230
Pro Year—7th
Year with Broncos—7th

Karl Mecklenburg is expected to rebound in 1989 from a disappointing 1988 campaign in which he was bothered by a broken right thumb. He started the first three games of the season but fractured the thumb on the last play of the contest at Kansas City (9/18), a game in which he posted an astounding total 16 first hits and was named Denver's defensive and overall MVP. Mecklenburg did not suit up the following week and saw only limited action at San Diego (10/2), but returned to form over the next three weeks, posting 42 total tackles and a sack in that period. He reinjured the thumb at Pittsburgh (10/23) however, and spent the next six weeks on injured reserve. Mecklenburg returned to the active roster for the final two weeks of the season and closed out the season with two 12-tackle performances. His season totals show 78 first hits, 24 assists, and a pass defended. Additionally, he had one-and-a-half sacks to boost his career total to 40, sixth most in Bronco history. Mecklenburg earned his third straight starting berth in the NFL Pro Bowl in 1987 and was voted by teammates Denver's Most Valuable Defensive Player. He was further honored as All-NFL (NEA, AP 2nd-team) and All-AFC (UPI, Pro Football Weekly). Mecklenburg was named the Broncos' most valuable defensive player of the game four times in the 1987 campaign, and was selected as the AFC defensive player of the week following his performance vs. New England (12/6), netting two interceptions, six first hits, three assists, and two quarterback harassments. He closed out the season with totals of 81 first hits, 16 assists, three interceptions, two forced fumbles, and seven sacks, tying Rulon Jones for the team lead in sacks. Through the 1985-87 seasons Mecklenburg and Jones combined for 60 sacks. He had 19 total tackles in the postseason, including one-and-a-half sacks in Super Bowl XXII (1/31). Mecklenburg was named AFC Player of the Year by the Football News in 1986, in addition to being honored as All-NFL (AP, Sports Illustrated, NEA, Pro Football Writers of America, The Sporting News, Pro Football Weekly) and All-AFC (UPI, Pro Football Weekly, Football News). In 1986 he recorded 9½ sacks, 83 first hits, and 127 total tackles, with all figures ranking second on the team. Mecklenburg also posted three passes defended, a forced fumble and a fumble recovery, and had two games with 2½ sacks, at the Raiders (11/2), and vs. New England (9/28). Mecklenburg had 30 total tackles during the postseason, including a team-high 13 in Super Bowl XXI. Mecklenburg was one of the NFL's biggest success stories in 1985, and his superb play resulted in his being named a starter in the Pro Bowl, where he led the AFC with 11 tackles. He did not become a fulltime starter until the 10th week of the campaign but finished with a Bronco record 13 quarterback sacks, (broken by Rulon Jones in 1986). Mecklenburg had two team record four-sack games (vs. New Orleans on 9/15 and at Pittsburgh on 12/1), earning All-NFL (AP, Sports Illustrated, The Football News, Pro Football Writers of America, Newspaper Enterprise Association, and College and Pro Football Newsweekly-second team), and All-AFC (UPI) honors for

his efforts. His great versatility enabled the coaching staff to move him around considerably in the Denver defense, and Mecklenburg played seven positions during a campaign in which he also led the team in forced fumbles (five) while posting 65 total tackles and defending four passes. He displayed his versatility in that Pittsburgh game, lining up at every defensive position except cornerback and safety. Mecklenburg was one of 1984's biggest surprises, making an immediate impact in his conversion to linebacker from defensive end during a campaign that saw him record seven sacks, high among linebackers, and two interceptions for a club-leading 105 yards. Mecklenburg was used largely on third down and passing down situations in 1984, but also saw some action as a defensive end. He played in all 16 games in 1983, posting 24 tackles and two sacks after joining the Broncos as their 12th-round draft pick.

COLLEGE: Karl earned second team All-Big Ten Honors (AP and UPI) as a senior at Minnesota. He started his college career at Augustana College (South Dakota), but transferred to Minnesota in 1980, sitting out that season as a redshirt.

PERSONAL: Karl and his wife Kathi have a son, Luke (1/31/85), and the family makes its home in the Denver suburb of Westminster, Colo. In 1985 Karl initiated a program, ("For Mercy's Sake, Sack 'Em") in which money was pledged for every Denver quarterback sack, with proceeds going to Denver's Mercy Hospital. Karl's program has raised almost \$500,000 over the past four years and will continue in 1989. Karl's mother is the former Deputy Secretary of the Department of Health, Education, and Welfare, and his father is a physician in the Washington, D.C. area. He was an all-conference selection, had also earned all-state honors at Edina West HS in his native Edina, Minn. Karl has a degree in biology and is an accomplished guitarist who also likes to hunt and fish.

Professional Record

INTERCEPTIONS

Year	Club	Games	Starts	No.	Yds	Avg.	TD
1983	—Denver	16	0	0	0	0.0	0
1984	—Denver	16	1	2	105	52.5	0
1985	—Denver	16	9	0	0	0.0	0
1986	—Denver	16	26	0	0	0.0	0
1987	—Denver	12	12	3	23	7.7	0
1988	—Denver	9	9	0	0	0.0	0
TOTALS		85	47	5	128	25.6	0

ADDITIONAL STATISTICS: Recovered one fumble, 1984; recovered one fumble, 1985; recovered one fumble, 1986; recovered one fumble, 1987.

QUARTERBACK SACKS: 1983 (2), 1984 (7), 1985 (13), 1986 (9½), 1987 (7), 1988 (1.5). Total - 40.0

No. 89 ORSON ODELL MOBLEY

Tight End



Birthdate—March 4, 1963
Birthplace—Brooksville, Fla.
Residence—Miami, Fla.
How Acquired—Draft #6a, 1986
College—Salem College
High School—Miami Palmetto HS, Miami, Fla.
Height—6-5
Weight—259
Pro Year—4th
Year with Broncos—4th

Orson Mobley caught 21 passes for 218 yards and two TDs in 1988, his third season as a Bronco. He played in every game and started seven times at H-back and twice at tight end when Clarence

Kay was sidelined with an injury. Mobley set personal single game highs of six receptions for 55 yards vs. Cleveland (11/13), and was named Denver's offensive player of the game. Mobley was hampered by injuries in 1987, playing in 10 games and starting six. For the season he caught 16 passes for 228 yards and a touchdown. Mobley had four receptions in each of the first two games, going for 49 yards and a score vs. Seattle (9/13) and 64 yards against Green Bay (9/20). He sprained an ankle at Buffalo (11/8) and sat out of the next two contests. In postseason play Mobley posted two catches for 17 yards. He was one of Denver's biggest surprises in 1986, leading the team's tight end corps with 22 catches for 332 yards and a touchdown. The Broncos' first pick in the sixth round that year, Mobley recorded his first professional reception in week eight vs. Seattle (10/26) and his 21 catches in the final eight games tied for the team lead in that time span. Mobley caught five passes vs. Washington (12/23) for 93 yards, Denver's high-yardage mark in 1986, and the following week in Seattle (12/20) he gained 48 yards on four receptions, scoring his first TD as a pro on a 17-yard pass from John Elway. Mobley finished the post-season with seven catches for 122 yards, grabbing two passes for 69 yards vs. New England (1/4), three for 36 yards vs. Cleveland (1/11), and two for 17 yards vs. the Giants in Super Bowl XXI (1/25). Mobley started three games in 1986 at the H-back position and played in every game except the week two contest at Pittsburgh.

COLLEGE: Mobley earned first-team All-West Virginia Conference honors as a senior at Salem College in Salem, W.Va., leading the Tigers with 39 receptions for 501 yards, a 12.8 average, and three touchdowns. He also punted 59 times for a 36.2 average and scored on a 49-yard run from punt formation. Mobley, who was a second-team all-conference player as a junior, began his college career at Florida State in 1981 as a defensive tackle, moving to tight end in 1982 and catching eight passes for the Seminoles. A versatile athlete, Mobley also played baseball at Florida State.

PERSONAL: Orson is single and resides in Miami, Fla., where he attended Miami Palmetto HS. He lettered once in football, twice in basketball, and three times in baseball, and was drafted by the Montreal Expos out of high school. He has two daughters, Denise (1/28/84) and Michelle (2/1/85), and lists fishing and playing basketball as his hobbies.

Professional Record

RECEIVING

Year	Club	Games	Starts	No.	Yds.	Avg.	TD
1986	—Denver	15	3	22	332	15.1	1
1987	—Denver	10	6	16	228	14.3	1
1988	—Denver	16	9	21	218	10.4	2
TOTALS		41	20	59	778	13.2	4

ADDITIONAL STATISTICS: Rushed once for minus one yard, fumbled once, 1986; fumbled once, 1987; fumbled once, recovered one fumble, 1988.

No. 51 MARC CHRISTOPHER MUNFORD *Linebacker*



Birthdate—February 14, 1965
Birthplace—Lincoln, Neb.
Residence—Denver, Colo.
How Acquired—Draft #4, 1987
College—Nebraska
High School—Heritage HS,
 Littleton, Colo.
Height—6-2
Weight—231
Pro Year—3rd
Year with Broncos—3rd

Marc Munford will compete for increased playing time at linebacker in 1989. Last year he was waived by Denver just prior to the opening of the regular season but was re-signed by the club on Sept. 21. Munford played in the next three games but suffered a sprained knee at San Francisco (10/9) and was placed on injured reserve. After missing the next six games he was activated off of IR on Nov. 23 and played in the final four games of the season. Munford saw most of his action on special teams, registering four tackle assists, two assists inside of the 20, one forced fumble, and nine knock-down blocks on that unit. He was named special teams MVP for his performance in week 14 against the Los Angeles Raiders. Munford was drafted by the Broncos in the fourth round of the 1987 draft and played in 12 games that season. He turned in a big play in his first game as a professional, recovering a fumble on a kickoff in the season opener vs. Seattle (9/13) to set up Denver's go-ahead touchdown before halftime. He was placed on injured reserve before postseason play began and had surgery to repair a herniated disc in his back.

COLLEGE: Munford was a three-time All-Big Eight selection at Nebraska, where he also earned Academic All-Big Eight honors as a senior. He suffered a serious knee injury as a junior, had reconstructive surgery, and rebounded to have a fine campaign in 1986. Munford led the Cornhuskers in tackles ever since becoming a starter as a sophomore. In the 1985 Sugar Bowl vs. Louisiana State he recorded nine tackles and an interception. He majored in speech communications.

PERSONAL: Marc and his wife Shelley have a daughter, Brittlyn Lynn (11/23/87), and the family makes its home in Denver. A native of Lincoln, Neb., Marc was raised in the Denver suburb of Littleton and attended Heritage HS there, earning all-conference, all-metro Denver, and second-team all-state honors in football. He was all-conference in baseball as a junior with a .460 batting average and lettered once in basketball.

Professional Record

GAMES PLAYED: 1987 (12), 1988 (7).

GAMES STARTED: 1987 (0), 1988 (0).

ADDITIONAL STATISTICS: Recovered two fumbles, 1987.

No. 84 RICKY RENNARD NATTIEL *Wide Receiver*



Birthdate—January 25, 1966
Birthplace—Gainesville, Fla.
Residence—Aurora, Colo.
How Acquired—Draft #1, 1987
College—Florida
High School—Newberry HS,
 Newberry, Fla.
Height—5-9
Weight—180
Pro Year—3rd
Year with Broncos—3rd

Ricky Nattiel last season tied for second on the team in receptions with Mark Jackson, catching 46 passes for 574 yards and a TD. Additionally, his 9.7-yard average on 213 punt returns led the team and tied for fifth in the AFC and ninth in the NFL. Nattiel returned six kickoffs for an average of 20.7 yard per return and had five rushing attempts for 51 yards. He played in 15 games, starting 11, but was on the inactive list vs. the Rams (11/27), sitting out with a sprained ankle. Last season he set a new career high with six catches vs. San Diego (9/11), and tied that mark five weeks later vs. Atlanta (10/16), a performance for which he was named the Broncos' offensive player of the game. Nattiel had his only 100-yard game of the year at Pittsburgh (10/23), when he caught three passes for 102 yards, including a 74-yard TD catch that stands as the longest reception of his career. He had another six-reception game the next week at Indianapolis (10/31) and also posted a 29-yard run against the Colts. Nattiel set new personal highs with seven punt returns for 63 yards vs. the Raiders (9/26). Nattiel had a dynamic rookie season as the Broncos' first-round draft choice in 1987 and was named NFL All-Rookie (UPI, College and Pro Football Newsweekly, Football Digest, PFWA, Pro Football Weekly). The speedster ranked second on the team with 630 yards on 31 catches, scoring twice, and his average per catch of 20.32 was the third highest single season average in Bronco history and the best ever by a rookie. Also, Nattiel returned 12 punts for a 6.1 average and four kickoffs for a 19.5 average. Despite playing with a broken thumb, suffered in practice the week of the game at Buffalo (11/8), Nattiel was an important part of Denver's four-game winning streak in the second half of the season. He gained 93 yards on four receptions and scored a TD vs. Chicago (11/6) and caught three passes for 87 yards in Los Angeles against the Raiders (11/22). Nattiel posted the Broncos' highest regular season yardage total the following week with 118 yards on four catches, scoring once, and had three receptions for 81 yards in the Denver victory over New England (12/6). He broke a bone in his hand against the Patriots, but continued his fine play throughout the remainder of the season. In postseason play he caught eight passes for 171 yards and two scores. He gained 95 yards on five catches and scored the first TD of the day in the AFC Championship Game vs. Cleveland (1/17), and scored the Broncos' only touchdown of the day on Denver's first offensive play of Super Bowl XXII (1/31), a play covering 56 yards.

COLLEGE: Nattiel was a legitimate deep threat and team leader in his four years at Florida, closing out his college career as the sixth-ranked receiver on the school's all-time chart in receptions (117), also ranking second in yardage (2,086), and third in touchdown catches (18). Known for his sensational catches, Nattiel in 1986 was first-team All-Southeastern Conference and received All-American honors for a season in which he led the SEC with 44 receptions for 679 yards and eight scores. He earned second-

team all-conference honors as a junior and was SEC All-Academic as a sophomore.

PERSONAL: Ricky is single and splits his time in the offseason between his native Gainesville, Fla., and the Denver suburb of Aurora. He participated in the NFL Fastest Man competition in the 1987 offseason. Nattiel was an all-state quarterback at Newberry (Fla.) HS, where as a senior he rushed for 739 yards (a 6.8 average) and 15 TDs, while completing 26 of 53 passes for 296 yards and three scores. Nattiel lettered three times each in football, basketball, baseball, and track during his prep career. He has a career in rehab counseling from Florida.

Professional Record

Year	Club	Games	RECEIVING				RUSHING			
			Starts	No.	Yds.	Avg.	TD	Att.	Yds.	Avg.
1987—Denver	...	12	3	31	630	20.3	2	2	13	6.5
1988—Denver	...	15	11	46	574	12.5	1	5	51	10.2
TOTALS	27	14	77	1204	15.6	3	7	64	9.1

Year	Club	PUNT RETURNS				KICKOFF RETURNS			
		No.	Yds.	Avg.	TD	No.	Yds.	Avg.	TD
1987—Denver	12	73	6.1	0	4	78	19.5	0
1988—Denver	23	223	9.7	0	6	124	20.7	0
TOTALS	35	296	8.5	0	10	202	20.2	0

ADDITIONAL STATISTICS: Fumbled twice, recovered two fumbles, 1987; fumbled four times, recovered one fumble, 1988.

No. 60 GERALD PERRY

Guard



Birthdate—November 12, 1964
Birthplace—Columbia, S.C.
Residence—Westminster, Colo.
How Acquired—Draft #2, 1988
College—Southern University
High School—Dreher HS, Columbia, S.C.
Height—6-6
Weight—305
Pro Year—2nd
Year with Broncos—2nd

Gerald Perry had an outstanding rookie season in 1988 and was named to the UPI and Football Digest all-rookie squads. Denver's second-round draft choice last year, he is expected to post a strong challenge for a starting spot at guard in 1989. Perry played in every game in 1988 and started at left guard in weeks 10 through 15 in place of injured Keith Bishop. Bronco coaches were impressed with Perry's strength, versatility, and ability to control his opponents at the point of attack.

COLLEGE: Perry was one of the most dominating blockers in the Division 1-AA ranks while at Southern University. A versatile athlete, he was a member of the Jaguars' basketball team as well. As a senior in 1987 he was a consensus Division 1-AA All-American selection, also earning all-Southwestern Athletic Conference honors. In 1986, Perry's first year at Southern, he started every game at right tackle and garnered second-team All-SWAC honors. Perry sat out the 1985 season after transferring from Northwestern Mississippi Junior College. In his final year at Southern, Perry played in six games for the Jaguars' basketball squad, averaging two points per game. He hauled down nine rebounds from his back-up center post as the team won the SWAC tournament and advanced to the NCAA Midwest Regional playoffs.


PERSONAL: Gerald is married (Conya) and has a son, Gerald, and a daughter, Jessika. A native Columbia, S.C., Gerald lettered in football as a two-way lineman and in basketball as a center at Dreher HS in Columbia. He earned 11 prep letters overall, including four each in football and basketball and three in track. While at Dreher he broke all the prep basketball scoring records set by Denver Nuggets' forward Alex English, who also attended that school. Gerald was a criminal justice and sociology major at Southern, and lists "Ice-Truck," "Pac-Man," and "The Chef" as his nicknames.

Professional Record

GAMES PLAYED: 1988 (16).

GAMES STARTED: 1988 (6).

No. 53 BLAKE PETERSON *Linebacker*



Birthdate—May 14, 1966
Birthplace—Marshall, Minn.
Residence—Broomfield, Colo.
How Acquired—FA, 1989
College—Mesa College
High School—Broomfield HS, Broomfield, Colo.
Height—6-3
Weight—249
Pro Year—1st
Year with Broncos—1st

Blake Peterson signed as a Plan B free agent with Denver on March 9. He was Washington's ninth-round draft pick last year but spent the entire campaign on injured reserve after suffering an ankle injury in the preseason.

COLLEGE: Peterson was a second-team All-Rocky Mountain Athletic Conference selection as a senior defensive end at Mesa College in Grand Junction, Colo. A team captain, Peterson posted 106 tackles and 13 sacks in 1987 for the 11-1 Mavericks. His team lost only four games in his three seasons there, going 31-4 in that span. Peterson began his college career at Snow JC in Ephraim, Utah.

PERSONAL: Blake is single and resides in the Denver suburb of Broomfield. He was a three-sport performer at Broomfield HS and was an all-state selection in both football and track, running in the 400, 800, and mile-relay. Blake was born in Marshall, Minn.

Professional Record

GAMES PLAYED: 1988 (0 - injured reserve).

No. 72 ANDREW PROVENCE

Defensive End



Birthdate—March 8, 1961
Birthplace—Savannah, Ga.
Residence—Lawrenceville, Ga.
How Acquired—Trade with Atlanta, 1988
College—South Carolina
High School—Benedictine Military School, Savannah, Ga.
Height—6-3
Weight—270
Pro Year—6th
Year with Broncos—1st

Andrew Provence came to the Broncos last season in a May 10 trade with Atlanta, but he suffered a foot injury prior to the beginning of the regular season and spent the entire campaign on injured reserve. He was drafted in the third round of the 1983 draft by the Falcons and earned NFL All-Rookie honors that season, posting 45 solo tackles, 30 assists, and a sack, while starting 12 games. Provence started three games the following season and registered 29 total tackles and two sacks. He played in every game in the 1985-86 seasons but fractured a thumb in the Falcons' 1987 training camp and spent all but the final five games of the season on injured reserve.

COLLEGE: Provence set a University of South Carolina record with 397 total tackles in his career as a Gamecock. He had 161 tackles in his junior campaign and posted individual game totals of 25 (vs. Virginia) and 22 (vs. Georgia).

PERSONAL: Andrew and his wife Angie have a son, Clark (1/22/85), and a daughter, Cara (8/31/87), and the family makes its home in Lawrenceville, Ga. One of seven children, Andrew was born in Savannah, Ga., where he began his football career at Benedictine Military School. While a member of the Falcons, Provence was very active in the Atlanta community. He majored in journalism.

Professional Record

GAMES PLAYED: 1983 (16), 1984 (16), 1985 (16), 1986 (16), 1987 (5), 1988 (0 - injured reserve).

GAMES STARTED: 1983 (12), 1984 (3), 1987 (1).

ADDITIONAL STATISTICS: Recovered one fumble, 1983; recovered one fumble, 1984.

QUARTERBACK SACKS: 1983 (1), 1984 (2), 1985 (1). Total — 4.

No. 48 RANDY ROBBINS

Safety



Birthdate—September 14, 1962
Birthplace—Casa Grande, Ariz.
Residence—Tucson, Ariz.
How Acquired—Draft #4, 1984
College—Arizona
High School—Casa Grande Union HS, Casa Grande, Ariz.
Height—6-2
Weight—189
Pro Year—6th
Year with Broncos—6th

Randy Robbins turned in another fine performance as Denver's back-up strong safety and as a valuable member of the Broncos' special teams in 1988. He started five of the first eight games of the season at strong safety because of injuries to Dennis Smith. Bronco

coaches named Robbins Denver's overall player of the game at San Diego (10/2) after he registered seven first hits, a quarterback sack, and broke up a pass. For the season he had 67 first hits, nine assists, two sacks, two interceptions, six passes defended, and a fumble recovery. In five seasons with the Broncos, Robbins has posted an equal number of interceptions and sacks, with eight each. He performed well in 1987, starting four times for an injured Dennis Smith before suffering a late season injury that sidelined him for four weeks. His regular season stats showed 45 first hits, six assists, a career-high three interceptions, and a quarterback sack. In his first start of the season, he registered 11 first hits and two assists at Buffalo (11/8). He hurt his knee in Seattle (12/13) when he landed on it after intercepting a pass. He had arthroscopic surgery and did not rejoin the active roster until the AFC Championship Game (1/17), a contest in which he forced and recovered a fumble and had two first hits. He saw considerable playing time in 1986, playing in every regular season and postseason game and starting vs. New England (9/28) and at San Diego (10/12), when Dennis Smith was injured. He led all defensive backs with four quarterback sacks and finished the regular season with 48 total tackles, six passes defended, two fumble recoveries, and a forced fumble that resulted in a Denver touchdown by defensive end Andre Townsend vs. Kansas City (11/16). Robbins had six first hits and seven total tackles in postseason play, also breaking up three passes. He made an impressive comeback in 1985 after breaking his arm in the pre-season opener against the New York Giants and spending the first six weeks of the regular season on injured reserve. He returned to play in 10 games, starting and recording an interception at San Diego (11/17). Robbins set a Bronco record by blocking two punts in one game at Kansas City (10/27), finishing the season with 16 total tackles and four passes defended. He had a fine season as Denver's fourth round draft choice in 1984, recording one sack and two interceptions, including one for a 62-yard touchdown in a Sunday night game at Cleveland (9/16). Robbins played primarily in five-defensive back situations, but also saw action at the strong safety position. A superb athlete, Robbins played in all 16 games and started against Seattle (11/25) in place of the injured Dennis Smith. He knocked down nine passes and was in on 28 tackles in his limited playing time as a rookie.

COLLEGE: Randy was an AP honorable mention All-American and earned first team All-PAC 10 honors in 1983, closing out his college career with a Senior Bowl appearance. A three-year starter at Arizona, Robbins intercepted 12 passes, returning a conference record four for touchdowns, as well as recording two fumble recoveries and a blocked punt.

PERSONAL: Randy and his wife Debbie make their offseason home in Tucson, Ariz. At Casa Grande (Ariz.) Union HS in his hometown, Randy was a nine-letter winner, including two each in football, baseball, and track, and three in basketball. He saw action as a running back, defensive back, wide receiver, and kicker in high school. As a senior, Randy received all-league and all-county honors and was an Arizona Daily Blue Chip selection. He majored in business and public administration at Arizona.

Professional Record

		INTERCEPTIONS						
Year	Club	Games	Starts	No.	Yds.	Avg.	TD	
1984	—Denver	16	1	2	62	31.0	1	
1985	—Denver	10	1	1	3	3.0	0	
1986	—Denver	16	2	0	0	0.0	0	
1987	—Denver	10	4	3	9	3.0	0	
1988	—Denver	16	5	2	66	33.0	0	
TOTALS		68	13	8	140	17.5	1	

ADDITIONAL STATISTICS: Recovered one fumble, 1984; blocked two punts, 1985; recovered two fumbles, 1986; recovered one fumble, 1988.

QUARTERBACK SACKS: 1984 (1), 1986 (4), 1987 (1), 1988 (2). Totals - 8.

No. 57 MIKE ALAN RUETHER

Center



Birthdate—September 20, 1962
Birthplace—Inglewood, Calif.
Residence—Denver, Colo.
How Acquired—Trade, 1988
College—Texas
High School—Bishop Miege HS, Shawnee Mission, Kan.
Height—6-4
Weight—275
Pro Year—4th
Year with Broncos—2nd

Mike Ruether is expected to challenge for the starting center spot in 1989. He played in 14 games with the Broncos last season after joining the team in an Aug. 19 trade with Phoenix that sent linebacker Ricky Hunley to the Cardinals. In two seasons with the Cardinals, Ruether played in 22 games, starting twice. He was the Cardinals' first-round choice in the 1984 NFL Supplemental draft and signed with the team after a two-year stint as the starting center for the USFL's Los Angeles franchise.

COLLEGE: Ruether was a starter at the University of Texas in his junior and senior campaigns, and was a member of the Longhorn squads that played in the 1980 Bluebonnet Bowl, the 1982 Sun Bowl, and the 1983 and 1984 Cotton Bowls. He majored in communications.

PERSONAL: Mike and his wife Marjorie have a son, Reece Austin (6/18/87). A native of Inglewood, Calif., he attended Bishop Miege HS in Shawnee Mission, Kan., and lettered three times in football and track, and four times in wrestling. Ruether won the state heavyweight wrestling title as a junior and senior.

Professional Record

GAMES PLAYED: 1986 (10), 1987 (12), 1988 (14).

GAMES STARTED: 1986 (1), 1987 (1), 1988 (0).

No. 50 JAMES JOSEPH (Jim) RYAN

Linebacker



Birthdate—May 18, 1957
Birthplace—Bellmawr, N.J.
Residence—Aurora, Colo.
How Acquired—FA, 1979
College—William and Mary
High School—Bishop Eustace HS, Pennsauken, N.J.
Height—6-1
Weight—225
Pro Year—11th
Year with Broncos—11th

Jim Ryan started 14 games in 1988 as the senior member of Denver's defensive unit. He started the first 12 games of the campaign at the right outside linebacker spot and started at the left inside spot in weeks 13 and 14. Ryan is second among active Broncos with 150 games played, a figure ranked 10th in team history. He has played in 84 consecutive games, the fourth longest

active streak on the team. Last season Ryan registered a career-high three and one-half sacks, 87 first hits, 43 assists, two fumble recoveries, a forced fumble, and a pass defended. Against the Rams (11/27) he was in on 14 tackles, his high for the year, and had a quarterback sack. Ryan turned in the strongest performance of his career in 1987, his first season starting at a position other than left outside linebacker, which was his primary position from 1979-86. Ryan started 14 games and led all defensive players in first hits (96) and total tackles (125), and added one-and-a-half sacks and a career-high three interceptions while seeing time at the left inside and right outside linebacker spots. Bronco coaches named Ryan overall Most Valuable Player in two successive games after he registered six first hits, four assists, and a sack vs. New England (12/6) and 11 first hits, an assist, and an interception at Seattle (12/13). Ryan also had three 14-tackle performances, including two games with 12 first hits, vs. LA Raiders (10/12) and at Kansas City (10/8). Ryan totaled 14 first hits and 10 assists in three post-season contests, totaling 11 tackles in the AFC Championship Game vs. Cleveland (1/17) and 10 in Super Bowl XXII (1/31). In 1986 he led all Bronco defensive players with 26 first hits and 32 total tackles in Denver's three postseason games, and his 13 total tackles in Super Bowl XXI tied Karl Mecklenburg for the Broncos' highest single postseason game total. Ryan set up Denver's first score in the AFC Championship Game at Cleveland (1/11) with a 26-yard interception return, and was named as the Broncos' overall most valuable player in the title game victory. He finished the regular season with 91 total tackles, one sack for five yards, and a forced fumble. He started 14 games in 1985 at his customary left outside linebacker spot, failing to start only when Denver opened with a four-man defensive line. He recorded 58 total tackles and three passes defended, also posting a sack at Indianapolis (10/13). Ryan had a solid season at left outside linebacker in 1984, finishing with 106 total tackles, sixth on the team, and posting three quarterback sacks along with a pass interception and a fumble recovery. Ryan played in every game and started the last 14 after missing the first two starting assignments due to a knee injury suffered in training camp. The 106 tackles represent a career high for the one-time free agent who has missed just one game in his eight-year pro career (he missed the 11/6/83 contest against Seattle due to an ankle injury). Ryan started all nine games of the strike-shortened 1982 season, his first campaign as a full-time starter. He was a special teams captain in 1981 and 1982 and was named by his teammates as Denver's special teams most valuable player in 1981. A versatile athlete, Ryan has played all four linebacker positions for the Broncos.

COLLEGE: Jim won four letters as a linebacker at William and Mary, and as a senior he was player of the year and earned a berth on the Eastern College Athletic Conference all-star team. Ryan graduated with a degree in business management.

PERSONAL: Jim and his wife Sara have two sons, James Benjamin (3/29/86) and Jonathan Charles (7/8/87), and the family makes its home in the Denver suburb of Aurora. He has his master's degree in business administration (MBA) from the University of Denver, where he concentrated his studies in real estate and construction management. He is a member of the Denver Broncos Youth Foundation Board of Directors. Jim earned 12 varsity letters at Bishop Eustace HS in Pennsauken, N.J., four as a linebacker and tight end in football, four as a basketball forward, and four as a baseball catcher.

Professional Record

INTERCEPTIONS

Year	Club	Games	Starts	No.	Yds.	Avg.	TD
1979	—Denver	16	0	0	0	0	0
1980	—Denver	16	0	1	21	21.0	0
1981	—Denver	16	0	0	0	0	0
1982	—Denver	9	9	0	0	0	0
1983	—Denver	15	12	0	0	0	0
1984	—Denver	16	14	1	13	13.0	0
1985	—Denver	16	14	0	0	0.0	0
1986	—Denver	16	14	0	0	0.0	0
1987	—Denver	14	14	3	7	2.3	0
1988	—Denver	16	14	0	0	0.0	0
TOTALS		150	91	5	41	8.2	0

ADDITIONAL STATISTICS: Recovered one fumble, 1979; returned one kickoff for two yards, 1981; recovered one fumble, 1983; recovered one fumble, 1984; returned one kickoff for 0 yards, 1986; recovered one fumble, returned two kickoffs for nine yards, 1987; recovered two fumbles, 1988.

QUARTERBACK SACKS: 1984 (3), 1985 (1), 1986 (1), 1987 (1½), 1988 (3½). Totals — 10.

No. 30 STEVEN EDWARD (Steve) SEWELL *Running Back*



Birthdate—April 2, 1963
Birthplace—San Francisco, Calif.
Residence—Aurora, Colo.
How Acquired—Draft #1, 1985
College—Oklahoma
High School—Riordan HS, San Francisco, Calif.
Height—6-3
Weight—210
Pro Year—5th
Year with Broncos—5th

Steve Sewell displayed his versatility again in 1988, closing out the season fourth on the team in both rushing and receiving. He gained 135 yards on 32 rushing attempts, scoring once, and set career highs with 38 receptions for 507 yards and five TDs. Sewell was named Denver's offensive player of the game vs. Seattle (9/4) after catching five passes for 81 yards and rushing for 16 yards. He was named the Broncos' overall player of the game at Indianapolis (10/31) after posting a career-high six receptions for 82 yards and two scores, including a 48-yard TD reception, and rushing once for 25 yards. Sewell also had a 68-yard TD catch vs. Atlanta (10/16). He had a good season in 1987 despite sitting out the final five regular season games on injured reserve with a fractured jaw. For the season he rushed 19 times for 83 yards and two scores and caught 13 passes for 209 yards and a TD. Sewell caught a 72-yard touchdown pass in the season opener vs. Seattle (9/13) and the following week against Green Bay (9/20) scored on a two-yard run to send the game into overtime. He had his best game of the season vs. Chicago (11/16), tying his career high of five receptions for 78 yards and scoring the winning touchdown on a four-yard run. Sewell was injured the following week against the Raiders (11/22) and didn't return to the active roster until the playoffs. In postseason action he rushed seven times for seven yards, scoring a TD in the AFC Championship Game (1/17), and caught eight passes for 92 yards, including four for 41 yards in Super Bowl XXII (1/31). He also completed a 23-yard pass to John Elway in the game. In 1986 Sewell rebounded from a midseason injury to close the season on a high note for Denver. He threw a 23-yard touchdown pass to John Elway in the season opener against the Raiders (9/7), and when Vance

Johnson was placed on injured reserve after that contest, Sewell played almost exclusively at wide receiver for the next five weeks. In week three at Philadelphia (9/21) he caught five passes for 87 yards, including one for 40 yards, all personal career highs. Sewell went down with a shoulder injury vs. San Diego (11/9) and spent the next five weeks on injured reserve. He returned to the active roster to play in the regular season finale at Seattle (12/20), and closed out the campaign with 23 carries for 123 yards and one score, and 23 receptions for 294 yards and a touchdown. He played in all three postseason contests, rushing six times for 13 yards and catching eight passes for 100 yards, including a key 22-yard pass from Elway that moved the team to midfield on the Broncos' 98-yard scoring drive in the AFC Championship Game at Cleveland (1/11). He had a fine debut as Denver's first-round draft choice in 1985, finishing third on the team in rushing despite not having an attempt until the seventh game of the year. He finished with 82 carries for 275 yards and four touchdowns, including two at Pittsburgh (12/1). Sewell had his best day at Kansas City (10/27), gaining 64 yards on 20 carries. He performed well coming out of the backfield as a receiver as well, snaring 24 passes for 224 yards and one score, a 54-yard pass from Gary Kubiak at San Diego (11/3). Sewell had his best day receiving in the season finale at Seattle (12/20), catching five passes for 62 yards. He also returned one kickoff for 29 yards that year. Bronco coaches are impressed with his overall athletic ability, great attitude, and dedication.

COLLEGE: Steve was the most versatile athlete on the Oklahoma squad, starting all but a few games in his four years there. He earned second-team All-Big Eight honors as a senior, rushing for 577 yards and gaining 315 yards on receptions, while scoring seven touchdowns. Steve's career statistics show 170 carries for 1,113 yards (a 6.5 average), 33 receptions for 550 yards, and 14 touchdowns. Sewell was voted the Don Key Award, the highest honor a Sooner player can receive. The award is given to the player who annually exhibits all the positive physical, mental, and academic traits of college football. He closed out his college football career with an appearance in the Orange Bowl. Steve also ran track as a sophomore and was selected Academic All-Big Eight in 1982.

PERSONAL: Steve has a son, Samuel (9/11/88), and lives in Aurora, Colo. A native of San Francisco, Steve graduated from that city's Riordan HS, where he was All-Bay Area and all-league in a senior season in which he rushed for 1,000 yards. He earned three prep letters in football as a two-way starter (running back and safety), and lettered three more times in track, specializing in the long jump and relays. Steve is an avid movie buff and has a degree in communication.

Professional Record

Year	Club	RUSHING						RECEIVING			
		Games	Starts	Att.	Yds.	Avg.	TD	No.	Yds.	Avg.	TD
1985	—Denver	16	2	82	275	3.4	4	24	224	9.3	1
1986	—Denver	11	5	23	123	5.3	1	23	294	12.8	1
1987	—Denver	7	0	19	83	4.4	2	13	209	16.1	1
1988	—Denver	16	3	32	135	4.2	1	38	507	13.3	5
TOTALS		50	10	156	616	3.9	8	98	1234	12.6	8

ADDITIONAL STATISTICS: Fumbled once, recovered one fumble, and returned one kickoff for 29 yards, 1985; passed once, complete for 23 yards and a touchdown, 1986; fumbled once, 1987; fumbled twice, recovered three fumbles, 1988.

No. 49 DENNIS SMITH

Safety



Birthdate—Feb. 3, 1959
Birthplace—Santa Monica, Calif.
Residence—Aurora, Colo.
How Acquired—Draft #1, 1981
College—Southern California
High School—Santa Monica HS, Santa Monica, Calif.
Height—6-3
Weight—200
Pro Year—9th
Year with Broncos—9th

Dennis Smith started in 11 games in 1988 but spent four weeks on injured reserve with a hamstring injury. He was named Denver's defensive player of the game in the season opener vs. Seattle (9/4), when he posted 10 first hits and two assists. Smith earned overall player of the game honors in Los Angeles against the Raiders (12/4) after registering 10 total tackles and a fumble recovery. Smith's 1988 season totals show 83 first hits, 23 assists, one sack, three passes defended, two forced fumbles, and two fumble recoveries. He had a difficult 1987 campaign, playing in just six games and spending seven weeks on injured reserve. He was named Denver's defensive MVP of the game for his performance in the season opener vs. Seattle (9/13) where he posted six first hits and an assist, returned an interception for 15 yards, and forced and recovered a fumble while playing with a cast on his hand to protect a broken finger suffered in the preseason. He had surgery on the finger following the next week's game against the Packers (9/20), in which he registered 10 total tackles and a fumble recovery. Smith posted his second interception of the season vs. Detroit (11/1) but sat out the next week with a sprained knee. He broke his right forearm early in the contest against the Raiders (11/22) and did not play again until the AFC Championship Game (1/17). Against Cleveland he had seven first hits and two assists, and followed that up with a 13-tackle performance in Super Bowl XXII (1/31). He earned his second straight Pro Bowl appearance in 1986, this time as a starter, and was named All-AFC (Pro Football Weekly) and honorable mention All-NFL (AP). He started every game in which he played, missing the games vs. New England (9/28) and at San Diego (10/12) with a groin pull. Smith led the team with 12 passes defended and posted 88 total tackles, including 66 first hits, two forced fumbles, one fumble recovery, a nine-yard sack, and an interception, that vs. Seattle (10/26). Smith broke a bone in his shoulder in the 1986 season opener vs. the Raiders (9/7) but turned in a solid performance in the next two games despite the injury. He did not play in the first playoff game but returned to start both the AFC Championship Game and Super Bowl XXI, finishing postseason play with 12 first hits and three assists. Smith made his first Pro Bowl appearance in 1985 and was named All-NFL (College and Pro Football Newsweekly) and All-AFC (UPI-2nd team) for his efforts, despite missing three games due to injuries. His three interceptions for the year all came against the Los Angeles Raiders (12/8), and he was second on the team with 17 passes defended. Smith had four quarterback sacks that year and he blocked two field goals vs. San Diego (11/17), the second of which came in overtime and was returned for a game-winning touchdown by Louis Wright. Smith was hampered early in the year by a sprained shoulder suffered in the season opener against the Los Angeles Rams (9/8), sitting out in weeks two and three. He also missed the game at San Diego (11/3) with a pulled thigh muscle. Smith had another fine season as Denver's starting strong safety in 1984, and was named All-NFL (Pro Football Weekly, College and

Pro Football Newsweekly) and All-AFC (Pro Football Weekly, UPI-2nd team). Smith started all 15 games in which he played, sitting out the contest against Seattle (11/25) with a pinched nerve in his left shoulder, and he recorded three interceptions and nine passes defended to go along with his 92 tackles and three sacks. Smith turned in one of the biggest plays of that season against New England (11/4) when he scooped up a Mosi Tatupu fumble and raced 64 yards for the winning score with less than two minutes remaining, his first touchdown as a professional. In 1983 Smith recorded professional highs of four interceptions, 114 tackles, and five quarterback sacks despite missing two games with a knee sprain. Smith led all club defensive backs in tackles with 65 in 1982 and as a rookie accounted for three turnovers to go along with 45 tackles. Dennis started the last three games of the 1981 campaign at right cornerback, and Bronco coaches have utilized him occasionally as a wide receiver in obvious long passing situations because of his great jumping ability. He made his first pro interception at Chicago in 1981 and returned it 65 yards, the longest interception return by a Bronco in the past six years. He took over as Denver's strong safety in 1982 and started eight of the nine contests in that strike-shortened campaign. Bronco coaches feel that Smith has the ability to dominate at strong safety and are looking forward to an outstanding performance from him again in 1989.

COLLEGE: Dennis earned four letters in football and three more in track at Southern California, making several All-America teams following his senior season. His four-year totals included 205 tackles and 16 pass interceptions, including a team high of seven in 1978. Smith played in the Rose Bowl following the 1978 and 1979 seasons and in the Bluebonnet Bowl after the 1977 campaign. He demonstrated his athletic prowess as a seven-foot high jumper for the Trojan track team.

PERSONAL: Dennis and his wife, Andree, have two children, a daughter, Tiffany Diamond (1/26/84), and a son, Armani Joseph (6/1/87). They make their home in Aurora, Colo. Basketball and playing piano are Dennis' favorite hobbies. He works in the off-season with his own corporation. Smith lettered twice as a wide receiver and defensive back at Santa Monica HS, also earning three prep letters in track and one more in basketball.

Professional Record

Year	Club	Games	Starts	INTERCEPTIONS				TD
				No.	Yds.	Avg.		
1981	—Denver.....	16	4	1	65	65.0	0	
1982	—Denver.....	8	8	1	29	29.0	0	
1983	—Denver.....	14	13	4	39	9.8	0	
1984	—Denver.....	15	15	3	13	4.3	0	
1985	—Denver.....	13	12	3	46	15.3	0	
1986	—Denver.....	14	14	1	0	0.0	0	
1987	—Denver.....	6	6	2	21	10.5	0	
1988	—Denver.....	11	11	0	0	0.0	0	
TOTALS.....		97	83	15	213	14.2	0	

ADDITIONAL STATISTICS: Recovered two fumbles, 1981; blocked one kick, 1982, recovered one fumble for 64 yards and a touchdown, 1984; blocked two field goal attempts, 1985; recovered one fumble, 1986; recovered two fumbles, 1987; recovered two fumbles, 1988.

QUARTERBACK SACKS: 1982 (2), 1983 (5), 1984 (1), 1985 (4), 1986 (1), 1988 (1). Total - 14.

No. 70 DAVID DERALD (Dave) STUDDARD

Tackle



Birthdate—November 22, 1955
Birthplace—San Antonio, Tex.
Residence—Littleton, Colo.
How Acquired—FA, 1979
College—Texas
High School—Pearsall HS, Pearsall, Tex.
Height—6-4
Weight—275
Pro Year—11th
Year with Broncos—11th

Dave Studdard returned to Denver's starting lineup in the latter stages of the 1988 season, completing a successful comeback from a serious knee injury suffered in the Super Bowl XXII (1/31/88). He spent the 1988 offseason rehabilitating his left knee, after having surgery to repair a torn anterior cruciate ligament. His rehabilitation continued into the 1988 regular season, but after just five weeks on injured reserve, he was called up to the active roster. Studdard returned to the starting lineup at his customary left tackle spot in week 13 against the Los Angeles Rams, and went on to start every remaining game. Prior to 1988, Studdard had missed just one game in his entire career. He has now played in 145 games, tied for 11th in team history with Randy Gradishar, and has started 133, also 11th in club history. Studdard is one of only four players in Bronco history to start in at least nine of the team's 13 postseason games. In 1987 he started 14 regular season games and all three postseason contests. In 1986 he started 15 games and caught a two-yard touchdown pass at Philadelphia (9/21) for the fourth reception and second touchdown of his career. In 1985 he had his streak of 63 consecutive starts snapped vs. Seattle (10/20) due to an ankle sprain, marking just the fifth time in his eight years with Denver that he failed to start. He had missed just six starts overall as a pro. Studdard had a superb season in 1984, allowing just one quarterback sack at his difficult left tackle position. He was a key member of the Denver offensive line that gave up the fewest number of sacks (35) since 1973. Studdard returned to his tackle position in 1983 after a year's experiment at guard. Originally a ninth round draft choice of the Baltimore Colts, he was waived by Baltimore at the end of their 1978 training camp and sat out that season. Studdard signed with Denver for 1979, became a starting tackle immediately and made the NFL All-Rookie team.

COLLEGE: Dave lettered three times and was an All-Southwest Athletic Conference player at the University of Texas, where he was a teammate of Houston running back Earl Campbell. He graduated with a degree in physical education.

PERSONAL: Dave and his wife Cecilia have a daughter, Katie (4/1/83); and a son, Kasey (7/1/84). They make their home in the Denver suburb of Littleton. An avid outdoorsman, he lists hunting as his favorite hobby. At Pearsall (Texas) HS he earned 11 letters, three in football as a tight end, three in basketball as a center, three as a weight man in track and field, and two more in baseball as a first baseman. Studdard is a nephew of Howard Fest, former guard with Cincinnati and Tampa Bay.

Professional Record

GAMES PLAYED: 1979 (16), 1980 (16), 1981 (16), 1982 (9), 1983 (16), 1984 (16), 1985 (16), 1986 (15), 1987 (14), 1988 (11).

GAMES STARTED: 1979 (16), 1980 (12), 1981 (16), 1982 (9), 1983 (16), 1984 (16), 1985 (15), 1986 (15), 1987 (14), 1988 (4).

ADDITIONAL STATISTICS: Caught one pass for two yards and a touchdown, 1979; recovered one fumble, 1980; caught one pass for 10 yards, 1981; returned two kickoffs for eight yards and recovered one fumble, 1983; caught one pass for minus four yards, 1984; recovered two fumbles, 1985; caught one pass for two yards and a touchdown, and recovered one fumble, 1986.

No. 94 RANDY MICHAEL THORNTON

Linebacker



Birthdate—December 23, 1964
Birthplace—New Orleans, La.
Residence—Gretna, La.
How Acquired—FA, 1988
College—Houston
High School—West Jefferson HS, Harvey, La.
Height—6-4
Weight—235
Pro Year—1st
Year with Broncos—1st

Randy Thornton spent the entire 1988 campaign on injured reserve with a finger injury. He joined the Broncos last season as a rookie free agent and impressed Denver coaches with his versatility. A defensive back in college, Thornton was moved to linebacker during training camp.

COLLEGE: Thornton was an honorable mention All-Southwest Conference defensive back at Houston University, where he played from 1984-87.

PERSONAL: Randy is single and makes his offseason home in Gretna, La. He is a native of New Orleans, La., and at West Jefferson HS in Harvey, La., Thornton lettered four times in football and once in track. He lists his hobbies as football, fashion modeling, weightlifting, animals, and cars.

Professional Record

GAMES PLAYED: 1988 (0 - injured reserve).

No. 61 ANDRE TOWNSEND

Defensive End/Nose Tackle



Birthdate—October 8, 1962
Birthplace—Chicago, Ill.
Residence—Columbus, Miss.
How Acquired—Draft #2, 1984
College—Mississippi
High School—Aberdeen HS, Aberdeen, Miss.
Height—6-3
Weight—265
Pro Year—6th
Year with Broncos—6th

Andre Townsend was one of only seven Broncos to start every game last season and has now started the last 22 games. He moved from left to right defensive end in 1988 and closed out the season with 64 first hits, 49 assists, five quarterback sacks, two passes defended, and a fumble recovery. Townsend had 14 total tackles and a sack in Denver's overtime win at San Francisco (10/9), and had a 13-tackle performance at Indianapolis (10/31). Townsend has started at both end positions and at nose tackle in five seasons as a Bronco. Townsend continued his fine play on Denver's defen-

sive line in 1987, starting three games at nose tackle and eight as a defensive end. He closed out regular season play with 42 first hits, 15 assists, and a sack, and during postseason play he registered 19 total tackles and knocked down two passes. Townsend opened the season as the Broncos' starting nose tackle, but moved to defensive end against Minnesota (10/26) when Freddie Gilbert was injured. He started just one more game at the nose tackle position and spent the rest of the season at the end position. Townsend was named Denver's defensive MVP against Chicago (11/16) for a performance that included six first hits, an assist, and a nine-yard sack. He posted eight total tackles in both the AFC Championship Game (1/17) and Super Bowl XXII (1/31). He moved into a starting spot at defensive end for the Broncos in 1986, and he was one of only nine Broncos at start all 16 regular season games, in addition to the three postseason contests. He finished the season with 42 first hits, 70 total tackles, and 2½ sacks for 33 yards. Townsend scored the first touchdown of his professional career vs. Kansas City (11/16) on a seven-yard fumble return. He split playing time with Barney Chavous in 1985 and recorded his first professional start in that campaign's opening game, at the Los Angeles Rams. Townsend was in on 30 tackles that year, high among reserve linemen, and he posted five sacks for the second straight year, including two at Atlanta (9/22). Against Miami (9/29) Townsend knocked down two passes and became the first player in 1985 to sack Dan Marino. Townsend had a good rookie season as Denver's first choice in the 1984 draft registered five sacks, which led all reserve linemen, and 51 tackles. He played primarily at defensive end in 1984 and had his best game against New England, when he sacked the quarterback twice and was in on 13 tackles. Townsend has impressed Bronco coaches with his outstanding play in short-yardage and goal-line situations.

COLLEGE: Andre was a three-year starter at the University of Mississippi, where he earned second team All-Southeastern Conference honors in his junior and senior years and was a third-team Football News All-America selection in his final collegiate campaign. He was named defensive MVP against Air Force in the 1983 Independence Bowl and also had an excellent game in the Senior Bowl that year, registering two sacks and blocking the game-tying extra point attempt in the South's 21-20 victory. He majored in urban administration.

PERSONAL: Andre is single and resides in Columbus, Miss. He was born in Chicago, Ill., but grew up in Aberdeen, Miss., where he earned six varsity letters, two each in football, basketball, and track at Aberdeen HS. Andre received all-state honors as well as honorable mention All-America acclaim as a senior gridder, making All-Little 10 Conference on both offense (TE) and defense (DT). Andre also led his high school basketball team in scoring with a 19.9 average. He has a daughter, Devin Andrenet (11/2/84).

Professional Record

GAMES PLAYED: 1984 (16), 1985 (16), 1986 (16), 1987 (12), 1988 (16).

GAMES STARTED: 1984 (0), 1985 (1), 1986 (16), 1987 (11), 1988 (16).

ADDITIONAL STATISTICS: Recovered one fumble, 1984; recovered one fumble, 1985; recovered one fumble for seven yards and a touchdown, 1986; recovered one fumble, 1988.

QUARTERBACK SACKS: 1984 (5), 1985 (5), 1986 (2½), 1987 (1), 1988 (5). Total - 18½.

No. 32 REGGIE WARE *Running Back*



Birthdate—February 8, 1965
Birthplace—Hawaii
Residence—Auburn, Ala.
How Acquired—FA, 1989
College—Auburn
High School—Butler HS, Huntsville, Ala.
Height—6-0
Weight—249
Pro Year—1st
Year with Broncos—1st

Reggie Ware signed with the Broncos on March 17 under the terms of the NFL's Plan B free agency system. He was the Los Angeles Raiders' ninth-round draft choice in 1988 but spent the entire campaign on injured reserve.

COLLEGE: Ware was a two-year starter at fullback at Auburn and was second on the team in rushing as a senior with 322 yards and five touchdowns. A team captain as a senior, Ware led the Tigers with 11 touchdowns as a junior. He played in the Cotton, Sugar, and Citrus Bowls, and as a freshman, he competed on the Auburn track team as a shotputter.

PERSONAL: Reggie is single and resides in Auburn, Ala. He was born in Hawaii but raised in Huntsville, Ala., where he was a Parade Magazine All-America selection at Butler HS. He rushed for more than 1,000 yards in both his junior and senior seasons and also played linebacker. Reggie earned three letters each in football and track. He majored in family and child development at Auburn.

Professional Record

GAMES PLAYED: 1988 (0 - injured reserve).

No. 81 STEPHEN ROSS (Steve) WATSON *Wide Receiver*



Birthdate—May 28, 1957
Birthplace—Baltimore, Md.
Residence—Aurora, Colo.
How Acquired—FA, 1979
College—Temple University
High School—St. Mark's HS, Wilmington, Del.
Height—6-4
Weight—195
Pro Year—11th
Year with Broncos—11th

Steve Watson spent the entire 1988 campaign on injured reserve after suffering a neck injury in a preseason game against the Los Angeles Rams (8/3). Watson played in only five games in the 1987 campaign, spending the nine weeks on injured reserve with six broken ribs. Due to the injury he posted his lowest receiving totals since his rise to prominence in 1981, catching 11 passes for 167 yards and a score. Watson caught four passes for 44 yards and a score in the season opener vs. Seattle (9/13) and had four receptions for 47 yards the following week against Green Bay (9/20). In a Monday night game against the Raiders (10/12) he had one reception of 49 yards before being injured. Watson returned to the active roster vs. Kansas City (12/19) and caught a pass for 12 yards. He now stands third in Bronco history in receptions (353) and is second

in receiving yards (6,112) to Lionel Taylor's total of 6,872. In 1986 he caught 45 passes for 699 yards and two touchdowns in the regular season, and had six catches for 130 yards in the three postseason games, including a 28-yard reception vs. Cleveland in the AFC Championship Game (1/11) that set up the winning field goal in overtime. Watson saw his consecutive games with a reception streak snapped at 49 when he did not record a catch at Philadelphia (9/21), but that streak stands as the second longest in Bronco history. He led Denver in receiving in 1985 with 61 catches for 915 yards and five touchdowns. He had five games with over 80 yards receiving that year, with his season high of 97 yards coming against Kansas City (12/14). Watson had a tremendous season in 1984, catching his pro high of 69 passes (sixth in the AFC) for 1,170 yards (fourth in the AFC), averaging 17.0 yards per catch and scoring seven touchdowns while recording his third 1,000-yard campaign. Watson combined with running back Sammy Winder to give Denver 1,000-yard performers in both receiving and rushing for the first time in franchise history. Watson's sterling 1984 performance included three regular season 100-yard games and one more in the playoffs, giving him a career total of 16. In the Broncos' division playoff game against Pittsburgh (12/30) he caught his pro high of 11 passes for 177 yards. Watson was named by his teammates as Denver's offensive most valuable player in 1984, an honor which he also received in 1981 and 1983. Watson had a brilliant season in 1981, leading the AFC in reception yardage with 1,244 and pacing the entire NFL in reception touchdowns with 13. His rise to prominence was one of the NFL's most remarkable stories in 1981, as the former free agent from Temple moved into the starting lineup in the second week of the season and rewrote the Bronco record books. He caught 60 passes and set new team records for reception yards (the previous record was 1,235, set by Lionel Taylor in 1960) and TDs (the previous record was 12 by Taylor in 1960). His 13 TDs tied the Denver single season total recorded by Floyd Little in 1972 and 1973. He was named All-AFC by UPI and earned a trip to the Pro Bowl in 1981. Watson has had 16 100-yard games, with his high yardage total of 183 coming at Los Angeles against the Rams in 1982, also posting his single game regular season reception high of 10 in that contest. He has caught touchdown passes of 95 and 93 yards, and is tied for the Denver record for longest non-scoring reception with an 86-yard play against Kansas City in 1981. Steve caught three TD passes against Baltimore in 1981, scored twice in three other games, and had a streak of at least one TD pass in five straight games that year. Not drafted, Watson signed with Denver in 1979 and has played in every Bronco game since then, being used primarily as a special teams player in his first two years.

COLLEGE: Steve was a four-year letterman at wide receiver for Temple and was selected to the All-East team, playing in the East-West Shrine Game to close out his college career. He also won three letters and two conference championships as a long jumper, graduating with a degree in parks administration.

PERSONAL: Steve and his wife Pam have a son, Stephen Ross Jr. (5/5/88), and a daughter, Brittany (6/21/86), and the family makes its home in Aurora, Colo. Steve and his wife worked during the off-season with the Samaritan Shelter and chaired the organization's Buy-A-Brick campaign, which helped finance a new shelter for the homeless. In addition, he worked during the past off-season as a loan officer at Union National Bank. He is presently studying for an associate degree in financial planning and plans to pursue a master's degree in business. Watson was a nine-letter man at St. Mark's HS in Wilmington, Del., earning three each in football, basketball, and track. Steve is extremely active in community service work and in 1983 was the Broncos' Miller NFL Man of the Year, finishing among the top five in the national competition. He was the honorary chairman of the American Cancer Society in Colorado for

1982 and also has been involved in promotional work for the Children's Hospital of Denver, the March of Dimes, and the Multiple Sclerosis Foundation.

Professional Record

Year	Club	Games	Starts	RECEIVING			
				No.	Yds.	Avg.	TD
1979	Denver	16	0	6	83	13.8	0
1980	Denver	16	1	6	146	24.3	0
1981	Denver	16	13	60	1,244	20.7	13
1982	Denver	9	9	36	555	15.4	2
1983	Denver	16	16	59	1,133	19.2	5
1984	Denver	16	16	69	1,170	17.0	7
1985	Denver	16	15	61	915	15.0	5
1986	Denver	16	16	45	699	15.5	3
1987	Denver	5	1	11	167	15.2	1
1988	Denver			Injured reserve			
TOTALS		126	87	353	6,112	17.3	36

ADDITIONAL STATISTICS: Recovered one fumble, 1980; rushed twice for six yards, recovered two fumbles, 1981; rushed once for minus four yards, fumbled once, 1982; rushed three times for 17 yards, fumbled once, 1983.

No. 47 GERALD WILLIAM WILLHITE Running Back



Birthdate—May 30, 1959
Birthplace—Sacramento, Calif.
Residence—Rancho Cordova, Calif.
How Acquired—Draft #1, 1982
College—San Jose State
High School—Cordova HS, Rancho Cordova, Calif.
Height—5-10
Weight—200
Pro Year—8th
Year with Broncos—8th

Gerald Willhite rebounded well last season from a broken leg suffered in 1987. For his comeback he was honored by his teammates as Denver's winner of the Ed Block Memorial Award for Courage. He played in 11 games in 1988 but was troubled by several nagging injuries. Willhite tore a calf muscle at Kansas City (9/18) and was on the Broncos' inactive list for the next two weeks. He aggravated the calf prior to the game at Pittsburgh (10/23) and he was on the inactive list for that contest as well. Willhite broke his collarbone against the Raiders (12/4) and spent the final two weeks of the season on injured reserve. His 1988 totals show 13 carries for 39 yards and two TDs, and 32 receptions for 238 yards. Now entering his eighth season with Denver, Willhite is sixth in team history in rushing yards (1,688), eighth in receptions (207), and is tied for seventh in yards per punt return (10.00). He has the highest average per carry among all-time Bronco running backs (4.44), trailing only John Elway (4.66) for first overall. Willhite played in only three games in 1987 before breaking his leg at Minnesota (10/26). His season totals showed 26 carries for 141 yards, a 5.4 average, and nine receptions for 25 yards. Willhite began the campaign as the Broncos' starting halfback and had his best game of the season against Green Bay (9/20), gaining 65 yards on 12 carries. In Minnesota he gained 57 yards on eight carries, but was injured when Joey Browner caught him from behind after a 29-yard run. He had a big season in 1986 as Denver's versatile all-purpose performer, earning second-team All-AFC honors (UPI). He led the team with 64 receptions, the most ever by a Bronco running back and tied for the eighth-best single season total in franchise history. Willhite was one of only two Broncos to record a reception in all 16 games, and his seven catches against the New York Jets (10/20) tied for the

best single game total for Denver that season. He gained 365 yards and scored three times on receptions, and ranked second on the club in rushing with 85 carries for 365 yards and five touchdowns. Willhite had a 42-yard run at Philadelphia (9/21), the longest run for Denver in 1986. He averaged 11.1 yards on 42 punt returns, a figure that led the team and ranked second in the AFC and third in the NFL, and he scored a touchdown on a 70-yard return against Kansas City (11/16). Along the way Willhite also returned three kickoffs and completed one of four passes. He scored nine touchdowns in 1986 and had two three-TD games (vs. Dallas, 10/5, and vs. Kansas City, 11/16), the first time a Bronco has ever had two in one season. Through the three postseason games Willhite rushed 10 times for 23 yards, scoring on a one-yard run vs. Cleveland in the AFC Championship Game (1/11). He also caught seven passes for 59 yards and averaged 5.6 yards on five punt returns. He had a good season in 1985 despite a knee injury that hampered him throughout the season. He rushed 66 times for 237 yards and three touchdowns, including two at Kansas City (10/27) before suffering a concussion that caused him to leave the game. Against the Los Angeles Raiders (11/24) Willhite posted the best rushing totals of his career with 85 yards on 24 carries. He was third on the team in receptions with 35 for 297 yards and a score, and also returned 16 punts for a 10.4 average, Denver's highest in 1985, returning two kickoffs as well. He had a fine season in 1984, ranking second on the club in rushing with a career-high 371 yards, third in reception yardage with 298, and his 200 yards in punt returns was the team high. Willhite, in 1984, had Denver's longest run from scrimmage (52 yards), longest punt return (35 yards) and kickoff return (40 yards), as well as the team's second longest reception (63 yards). Willhite had a disappointing season in 1983, missing the first eight regular season games with a strained hamstring. He led the team that year with a rushing average of 4.4 yards per carry and his 10.9 average on 10 receptions was tops among all backs who had 10 or more catches. As Denver's first-round draft choice in 1982, Willhite led the club in rushing with 347 yards, and he racked up 974 all-purpose yards in his strike-shortened rookie season.

COLLEGE: Gerald made honorable mention All-America and earned All-Pacific Coast Athletic Association honors as a senior at San Jose State, finishing his career as the leading ballcarrier in Spartan history. Willhite rushed for 2,364 yards in two seasons, also catching 107 passes for 927 yards and scoring 28 touchdowns. He had two consecutive seasons with over 1,000 yards rushing and more than 50 receptions, making him one of only two players ever to accomplish that feat. Gerald capped his college career with appearances in the East-West Shrine Game and the Olympia Gold Bowl. He also made All-PCAA in 1980 and was the conference's offensive player of the year as a junior. Willhite transferred to San Jose State from American River JC in Sacramento, which was where he first played organized football as a freshman. A recreation major, he also lettered four times in track as a sprinter.

PERSONAL: Gerald and his wife Paula are the parents of twin girls, Ryan and Randi (9/11/88), and the family makes its home in Rancho Cordova, Calif. where he earned prep letters in track and wrestling at Cordova HS. His hobbies include fishing and horseback riding.

Professional Record

Year	Club	RUSHING						RECEIVING			
		Games	Starts	Att.	Yds.	Avg.	TD	No.	Yds.	Avg.	TD
1982	Denver	9	2	70	347	5.0	2	26	227	8.7	0
1983	Denver	8	0	43	188	4.4	3	14	153	10.9	1
1984	Denver	16	1	77	371	4.8	2	27	298	11.0	0
1985	Denver	15	4	66	237	3.6	3	35	297	8.5	1
1986	Denver	16	12	85	365	4.3	5	64	529	8.3	3
1987	Denver	3	1	26	141	5.4	0	9	25	2.8	0
1988	Denver	11	1	13	39	3.0	2	32	238	7.4	0
TOTALS		78	21	380	1,888	4.4	17	207	1,767	8.5	5

Year	Club	PUNT RETURNS				KICKOFF RETURNS			
		No.	Yds.	Avg.	TD	No.	Yds.	Avg.	TD
1982	Denver	6	63	10.5	0	17	337	19.8	0
1983	Denver	0	0	0.0	0	0	0	0.0	0
1984	Denver	20	200	10.0	0	4	109	27.3	0
1985	Denver	16	167	10.4	0	2	40	30.0	0
1986	Denver	42	468	11.1	1	3	35	11.7	0
1987	Denver	4	22	5.5	0	0	0	0.0	0
1988	Denver	13	90	6.9	0	0	0	0.0	0
TOTALS		101	1010	10.0	1	26	521	20.0	0

ADDITIONAL STATISTICS: Passed twice, once incomplete and one intercepted, and fumbled five times, 1982; passed once, incomplete, 1983; attempted two passes with one completion for 20 yards and recovered two fumbles, 1984; fumbled twice, 1985; completed one of four passes for 11 yards, fumbled five times and recovered three fumbles, 1986; fumbled once, 1987; fumbled twice, recovered one fumble, 1988.

No. 23 SAMMY WINDER

Running Back



Birthdate—July 15, 1959
Birthplace—Madison, Miss.
Residence—Jackson, Miss.
How Acquired—Draft #5, 1982
College—Southern Mississippi
High School—Ridgeland HS, Madison, Miss.
Height—5-11
Weight—203
Pro Year—8th
Year with Broncos—8th

Sammy Winder enters his eighth season as the second leading rusher in Broncos' history, with a total of 4,957 yards, trailing only Floyd Little (1967-75), who closed out his career with 6,323 yards. He is tied for third in total TDs with 44, needing one more to tie former wide receiver Haven Moses (1972-81) for second, and is 10th in team annals in receptions with 166. Last season Winder played fullback for the first time in his career and was also Denver's primary running back in one-back formations. He finished second on the team in rushing with 543 yards, scoring four times, and caught 17 passes for 103 yards, including a seven-yard TD pass thrown by running back Tony Dorsett. For his efforts Winder was named by teammates as the Broncos' Most Valuable Offensive Player, sharing the award with quarterback John Elway. Additionally, he was named the Broncos' overall player of the game after gaining 100 yards at San Francisco (10/9), the eighth 100-yard game of his career. Winder had Denver's two longest runs from scrimmage last season, with one of 35 yards vs. the Forty-Niners and a 30-yard scamper against the Raiders (9/26). Winder led the Broncos in rushing for the fifth straight season in 1987, gaining 741 yards on 196 carries. He also caught 14 passes for 74 yards and scored seven TDs (six rushing, one receiving). Winder had his best game of that season vs. Kansas City (12/19), gaining 98 yards, and rushed for 94 yards and a score vs. Detroit (11/1). He led the Broncos in postseason play as well, gaining 148 yards on 41 carries, while also catching four passes for 105 yards. In the AFC Championship Game vs. Cleveland (1/17) he carried the ball 20 times for 72 yards and caught three passes for 34 yards, including a 20-yard scoring reception that put Denver in the lead for good. Winder made his second trip to the NFL Pro Bowl in 1986 after gaining 789 yards on 240 carries, seventh in the AFC, and catching 27 passes for 171 yards. Winder led the AFC and set a new team record with 14 touchdowns that season, nine rushing and

five by reception. He had his best day rushing in 1986 at Philadelphia (9/12), gaining 104 yards on 20 carries. Winder scored twice in that game and had his longest run of the season as well, covering 31 yards. During the 1986 postseason Winder gained 185 yards on 49 carries and caught seven passes for 52 yards. Against New England in the divisional playoff game (1/4) he carried the ball 19 times for 102 yards, a Denver playoff record. Winder paced the team in 1985 with 715 yards on 166 attempts, while scoring eight rushing TDs. He also caught 31 passes for 197 yards, setting a personal single game high at Indianapolis (10/13) with 63 yards on five receptions. He suffered a knee injury vs. San Diego (11/17) and underwent arthroscopic surgery on the following day, then starting at Pittsburgh (12/1) just 13 days later. A tough competitor, Winder was an opening day starter for Denver despite missing most of training camp due to an appendectomy. Winder had an outstanding season in 1984, as the Southern Mississippi back rushed for over 1,000 yards and was tabbed as Denver's lone representative in the Pro Bowl. His 1,153 yards rushing ranked third in the AFC and 11th in the NFL, and was the second highest total in Bronco history. Winder was the first Bronco back since Otis Armstrong in 1976 to reach the 1,000-yard plateau, and he also set Denver records for number of attempts in a season (296) and in a single game (34 at Los Angeles Raiders, 10/28). Winder was second highest on the team in receptions as well, catching 44 passes for 288 yards, and his 1,441 total yards from scrimmage ranked second in the conference. He ran for two 100-yard games and had four more games in which he gained over 90 yards on the ground. Winder was also second on the team in touchdowns scored with six. Winder moved into a starting role in 1983, rushing for 757 yards despite missing two whole games and virtually all of another with a sprained ankle. He was ranked 12th in the AFC and his rushing total was the eighth highest in Bronco history. Winder's best day as a pro came that year at Houston, where he rushed 29 times for 165, the third highest single game total in Bronco history. He recorded his longest run from scrimmage as a pro with a 52-yard jaunt at Houston. Two weeks earlier he had rushed for 119 yards against the Los Angeles Raiders, which was the first time since 1980 that a Bronco back had gone over 100 yards in a game. Winder was drafted by the Broncos in the fifth round in 1982 and he rushed for 259 in his strike-shortened rookie season.

COLLEGE: Sammy was an extremely productive player at Southern Mississippi, setting school career records for rushing attempts (736), rushing touchdowns (39), and points (234). The second all-time leading Southern Mississippi rusher, he gained 3,114 yards there and led the nation in scoring in 1980 with 20 TDs for 120 points. A two-time All-South Independent selection and honorable mention All-America, Winder had nine 100-yard games in his career and had a personal high of 175 rushing yards against Memphis State in 1981. He earned four college letters.

PERSONAL: Sammy is single and makes his offseason home in Jackson, Miss., where he owns a construction company. He graduated from Ridgeland HS in his native Madison, Miss., lettering three times as a fullback and four times in track and field. Sammy lists hunting and fishing as his favorite hobbies.

Professional Record

Year	Club	RUSHING					RECEIVING			
		Games	Starts	Att.	Yds.	Avg.	TD	No.	Yds.	Avg.
1982	Denver	8	2	67	259	3.9	1	11	83	7.5
1983	Denver	14	13	196	757	3.9	3	23	150	6.5
1984	Denver	16	15	296	1,153	3.9	4	44	288	6.5
1985	Denver	14	12	197	715	3.6	8	31	197	6.4
1986	Denver	16	15	240	789	3.3	9	26	171	6.6
1987	Denver	12	10	196	741	3.8	6	14	74	5.3
1988	Denver	16	12	149	543	3.6	4	17	103	6.1
TOTALS		96	79	1,341	4,957	3.7	35	166	1,066	6.4

ADDITIONAL STATISTICS: Fumbled once, recovered one fumble, 1982; fumbled seven times, 1983; fumbled five times, recovered two fumbles, 1984; fumbled four times, recovered one fumble, 1985; fumbled twice, recovered one fumble, 1986; fumbled five times, 1987.

No. 21 DENNIS EARL WOODBERRY

Cornerback



Birthdate—April 22, 1961
Birthplace—Texarkana, Tex.
Residence—Birmingham, Ala.
How Acquired—FA, 1989
College—Southern Arkansas
High School—Texarkana (Ark.) HS
Height—5-10
Weight—180
Pro Year—4th
Year with Broncos—1st

Dennis Woodberry signed as a free agent with Denver on March 20 under the terms of the NFL's Plan B system. He was drafted by Atlanta in the third round of the 1984 NFL supplemental draft but opted to play the 1984-85 seasons with Birmingham of the USFL and intercepted 12 passes in two seasons in that league. He joined the Falcons in 1986 and had two interceptions in seven games played. Woodberry was waived the following year and was signed by Washington. He played as a reserve defensive back and on special teams in two seasons with the Redskins. Woodberry spent the first four games of the 1988 season on injured reserve with a shoulder injury, but returned to the active roster to play in all 12 remaining contests. He had 10 tackles and four assists last year.

COLLEGE: Woodberry was an NAIA All-American in football and track at Southern Arkansas. As a senior he recorded 74 tackles, 36 solo, for the Muleriders.

PERSONAL: Dennis and his wife Thelma make their home in Birmingham, Ala. He was born in Texarkana, Tex., and attended Texarkana (Ark.) HS.

Professional Record

Year	Club	INTERCEPTIONS					
		Games	Starts	No.	Yds.	Avg.	TD
1986	Atlanta	7	0	2	14	7.0	0
1987	Washington	12	3	0	0	0.0	0
1988	Washington	12	0	0	0	0.0	0
TOTALS		31	3	2	14	7.0	0

ADDITIONAL STATISTICS: Recovered one fumble, 1987.

No. 83 MICHAEL DAVID YOUNG

Wide Receiver



Birthdate—February 21, 1962
Birthplace—Hanford, Calif.
Residence—El Toro, Calif.
How Acquired—FA, 1989
College—UCLA
High School—Whitney HS,
 Visalia, Calif.
Height—6-1
Weight—183
Pro Year—5th
Year with Broncos—1st

Michael Young joined the Broncos as a free agent on March 20 under the terms of the NFL's Plan B free agency system. He was drafted in the sixth round in 1985 by the Los Angeles Rams and in four seasons he had 35 receptions for 421 yards and four touchdowns. Young played in nine games last year and had two catches for 27 yards before being placed on injured reserve with a back injury. His best season statistically was in 1986 when he had 15 receptions for 181 yards and three TDs.

COLLEGE: Young closed out his career at UCLA with 55 receptions for 910 yards and eight TDs, and was named second-team All-PAC 10 as a senior. In his final season with the Bruins he caught 31 passes for 431 yards and four TDs. Young turned in a fine performance in UCLA's 1984 Rose Bowl win over Illinois, with five receptions for 129 yards, including a 53-yard TD catch. Young also played baseball in college and was drafted by the New York Mets after hitting .311 during his junior year. He had a string of 26 consecutive stolen bases, as well. He majored in sociology.

PERSONAL: Michael and his wife Jill have a daughter, Christine (2/3/88), and the family makes its home in El Toro, Calif. A native of Hanford, Calif., Young attended Whitney HS in Visalia, Calif., where he lettered in football and baseball. As a senior he caught 63 passes and scored 12 TDs. He was on the same team as Don Mosebar (L.A. Raiders) and Lupe Sanchez (Pittsburgh). Young has produced country and western demo recordings.

Professional Record

Year	Club	RECEIVING					
		Games	Starts	No.	Yds.	Avg.	TD
1985	LA Rams	15	1	14	157	11.2	0
1986	LA Rams	16	1	15	181	12.1	3
1987	LA Rams	12	0	4	56	14.0	1
1988	LA Rams	9	0	2	27	13.5	0
TOTALS		52	2	35	421	12.0	4

ADDITIONAL STATISTICS: Recovered one fumble, 1987.

NFL PLAYER PERSONNEL DATES AND INFORMATION FOR 1989

- July 5 — 24-hour waivers period begins.
- Aug. 29 — Roster cutdown to maximum of 60 players.
- Sept. 4 — Roster cutdown to maximum of 47 players.
- Sept. 26 — Priority on multiple waiver claims is now based on the current season's standing.
- Oct. 17 — Trading deadline — all trading ends.
- Oct. 17 — Clubs may begin signing free agent players for the 1990 season; such Future List players will remain eligible to sign as free agents for 1989 with no options in their 1989 contracts.
- Dec. 27 — Deadline for postseason participants to sign free agents for playoffs, except punters or kickers. Players from reserve lists may be added to rosters during playoff period only under applicable reactivation procedures.
- Feb. 5 — Trading period begins.
- Feb. 5 — Waiver system begins for 1990.

Active List

The Active List is the principal status for players participating for a club. It consists of all players under contract, including option, who are eligible for preseason, regular season, and postseason games. In 1989, teams will be permitted to open training camp with no more than 80 players under contract and thereafter must meet a series of mandatory roster reductions prior to the season opener. Teams will be permitted to dress up to 45 players for each regular season and postseason game during the 1989 season; in addition, each club will have an Inactive List of two players. Maximum roster limits and dates for 1989 are:

Thru May 31, 1989	maximum 90 players under contract
June 1	maximum 80 players under contract
August 29	active list of 60 players
September 4	active list of 45 players (plus two-player Inactive List)

In addition to the Active List limits described above, there is an overall roster limit of 90 players through May 31, 1989, and 80 players thereafter that is applicable to all players on a club's Active, Inactive, or Exempt Lists and Developmental Squad, and any players on Reserve as Injured, Physically Unable to Perform, Non-Football Illness/Injury and Suspended.

Reserve List

The Reserve List is a status for players who, for reasons of injury, retirement, military service, or other circumstances, are not immediately available for participation with a club. Those players in the category of Reserve/Injured who were physically unable to play football for a minimum of four weeks from the date of going onto Reserve would fall under two practice options:

- Option 1: After 4 weeks on Reserve Injured, the player can practice for two weeks but then must be waived or activated;
- Option 2: After 6 weeks on Reserve Injured, the player can be activated, waived, or begin unlimited practice. If practicing, then the player must count against the Developmental Squad of six.

No player is eligible for activation unless he has missed at least six regular season games. Each club will have five free re-activations for players placed on Reserve/Injured after the final cut-down. Any player placed on Reserve/Injured prior to or concurrent with the final cutdown on September 4 may not return to the club nor practice with the team that year. Clubs participating in post-season competition will be granted an additional re-activation for

1989 DRAFT CHOICES

each postseason game, provided they have exhausted all previous activations. Players who were terminated via waivers from a club's Reserve/Injured List can be re-signed after the six-game requirement has been fulfilled but must clear procedural recall waivers to return to the same club's Active List. Players in the category of Reserve/Retired, Reserve/Did Not Report, or Reserve/Veteran Free Agent Asked to Re-sign, may not be reinstated during the period from 30 days before the end of the regular season through the postseason.

Developmental Squad

In 1989, each team may also establish a six-player Developmental Squad after the final cutdown to 45 active and two inactive players on September 4. Only rookie and first-year free agent players are eligible to be signed to a club's Developmental Squad. Compensation while on the Developmental Squad will be limited to a standard League-wide amount established for such squads. Each player will be bound exclusively to the club which signs him until that club chooses to terminate the contract. If a club signs a player on its Developmental Squad to its Active List, it must either use one of its five free activations or request procedural recall waivers. No player may be moved directly from a club's Active List to its Developmental Squad.

Trades

Unrestricted trading between the AFC and NFC is allowed in 1989 through October 17, after which trading of player contracts/rights will end until February 5, 1990.



LB SIMON FLETCHER, NAMED BY HIS TEAMMATES AS DENVER'S DEFENSIVE MOST VALUABLE PLAYER IN 1988, LED THE BRONCOS IN SACKS WITH NINE.

1989 DRAFT CHOICES

Round	Player	Pos.	Ht.	Wt.	School
1	Steve Atwater	S	6-3	217	Arkansas
2a	Doug Widell	G/T	6-4	287	Boston College
2b	Warren Powers	DE	6-6	287	Maryland
3	Darrell Hamilton	T	6-5	298	North Carolina
4	Richard McCullough	DE	6-5	270	Clemson
5	Darren Carrington	CB	6-1	189	Northern Arizona
6	Anthony Stafford	WR	5-8	182	Oklahoma
7	Melvin Bratton	RB	6-1	225	Miami (Fla.)
8	Paul Green	TE	6-3	230	Southern California
9a	Monte Smith	G	6-5	270	North Dakota
9b	Wayne Williams	RB	5-10	197	Florida
10	Anthony Butts	NT	6-3	285	Mississippi State
11	Richard Shelton	CB	5-10	180	Liberty University
12	John Javis	WR	5-10	181	Howard

STEPHEN DENNIS (Steve) ATWATER S 6-3, 217 DOB: Oct. 28, 1966 Draft Choice #1



Steve Atwater became the Broncos' number one draft choice after a sterling career at Arkansas, where he was known as an imposing physical force who was always around the ball. Recognized as a tough athlete and team leader, Atwater is a sure tackler who can take advantage of his height and leaping ability as a pass defender. He went to Arkansas as a wishbone quarterback, then moved to the secondary as a redshirt freshman, ultimately earning All-Southwest Conference

honors three straight years and All-American honors in both his junior and senior campaigns, closing out his college play with an appearance in the East-West Shrine Game, in which he had two pass interceptions. Atwater became the Razorbacks' all-time interception leader with 15 over his four active campaigns. In 1988 he was a first team All-American (Poor Man's Guide to the NFL Draft), earning second team honors (The Sporting News, Associated Press) and picking up third team accolades (College and Pro Football Newsweekly, Football News) as well. He was a first team all-Southwest Conference choice for a season in which he recorded 70 tackles, recovering a fumble and deflecting nine passes, in addition to five interceptions. He had two pass thefts vs. Texas Christian. As a junior Atwater was honorable mention All-American (Associated Press, The NFL Draft Report) and was named AP second team All-SWC. He missed most of the spring drills while recovering from a broken collarbone and was in the starting lineup all year despite being bothered by shoulder problems. He posted 67 tackles, caused and recovered a fumble, deflected five passes and had four interceptions. A first team all-SWC selection in 1986, he had 72 tackles, caused and recovered a fumble, deflected a team-high 12 passes, and intercepted four passes. He had two interceptions vs. Southern Methodist as a sophomore. Atwater was a reserve safety in 1985, making 20 tackles and intercepting two passes, after having been redshirted for the 1984 campaign. A native of Chicago, Ill., Steve was all-conference and the league MVP as a wishbone quarterback his senior year at Lutheran HS North (St. Louis, Mo.), where he earned three letters in football, four in basketball, and one each in baseball and track. He was all-league, all-district, and All-American in basketball, as well as selected to play in the McDonald's All-Star Classic (he missed the contest due to chicken pox). Steve was named the school's top scholar-athlete as a prepster. Steve has his degree in business administration from Arkansas, is single, and lists playing pool, fishing, basketball, and bowling among his hobbies. He is a cousin of New York Giants' wide receiver Mark Ingram. Atwater's nickname is "H2O."

MELVIN TORRENCE (Mel) BRATTON RB 6-1, 225 DOB: Feb. 2, 1965 Draft Choice #7



Mel Bratton was a two-year starter and four-year letterman at the University of Miami (Fla.) from 1984-87, earning a reputation as one of the most colorful players in Hurricanes' history. Known for his ability to get over the top near the goal line, Bratton finished his college career with 1,417 yards on 319 carries and was the Hurricanes' all-time leader in career touchdowns with 32 (26 rushing and six receiving), breaking the former record of 25 co-held by former roommate Alonzo Highsmith (Oilers). He also ranked third in Miami history in points scored (192), eighth in all-purpose yardage (2,455), and ninth in receptions (86, for 1,084 yards). In addition, his bowl game totals included 140 rushing yards on 33 carries, with two TDs, and 25 receptions for 200 yards, with two TDs. He had three career 100-yard rushing games. Bratton rushed for career highs of 473 yards (on 119 carries) and nine touchdowns as a senior, also catching a career-high 26 passes for 364 yards and two TDs in that 1987 campaign. He was second on the team in rushing and fourth in receiving as a senior, capping off that final year with nine receptions for 102 yards and one TD (of 30 yards), plus eight carries for 18 yards, in Miami's 20-14 Orange Bowl win over Oklahoma to capture the national championship. However, he suffered torn ligaments and cartilage in his left knee during the third quarter of that Orange Bowl contest, keeping him out of action for the entire 1988 season. Bratton had surgery performed on the knee by Dr. John Uribe (University of Miami team physician) the day after the Orange Bowl and subsequently was drafted in the sixth round by the Miami Dolphins, but did not sign and thus became eligible for the 1989 draft. He was switched from halfback to fullback in the Hurricanes' 1987 spring drills, after a junior campaign in which he was named honorable mention All-American by both Associated Press and UPI, also earning second team All-South Independent honors. Bratton ended the 1986 season as the Canes' third-leading rusher (380 yards, eight TDs) and sixth-leading receiver (14 catches for 149 yards). As a sophomore he was third in team rushing (285 yards) and fourth in receiving (22 catches for 180 yards, including three TDs). His two rushing TDs vs. Maryland that year were the first allowed by the Terps in nine 1985 games. He gained 134 yards and scored all four rushing TDs of his freshman season vs. Boston College in the 1984 finale. He was redshirted in 1983. A native of Miami, Mel attended Miami Northwestern HS, where he lettered three times in football and four times in track. He led his prep squad to a pair of 8-2 records and was named to numerous All-America teams as a senior, rushing for 896 yards on 96 carries his final year. His track accomplishments included capturing two state titles (sophomore and junior years) in high hurdles and setting a state record in the triple jump (49'5"). Mel has his degree in business management from Miami, with a minor in drama, and has plans for a career in stage or comedy after his football career. He performed in "Gangsters Over Harlem" at the Miami Community Theatre while still in high school and had several roles in school productions. Mel was a candidate for the Miami Herald Silver Knight Award in drama in high school. He has taken an active role in a program called "Say No to Drugs" and has worked with associations battling muscular dystrophy and sickle cell anemia. Mel lists acting, dancing, and listening to music among his hobbies.

ANTHONY BERNARD BUTTS
6-3, 285 DOB: Aug. 12, 1966
Draft Choice #10

NT
Mississippi State



Anthony Butts had a fine four-year career as a defensive tackle at Mississippi State, closing out his college career with an appearance in the Blue-Gray All-Star Game. He earned four varsity letters for the Bulldogs, first breaking into the starting lineup during his sophomore campaign. He was shifted to nose guard in 1987 and was a stalwart in the Bulldog's defensive front, muscling up to 285 pounds prior to his fine senior season. He was named conference player of the week

three times during his college career. Born in Atlanta, Ga., Butts attended Fulton (Atlanta) HS, where he earned 12 prep letters, including five each in football and track, and two in basketball. A consensus prep All-American and one of the nation's top line prospects as a prep performer, he played on three teams with a composite 25-7 record and two trips to the 4A playoffs. Anthony has his degree in business management from Mississippi State, and lists fishing, swimming, and music among his interests.

DARREN RUSSELL CARRINGTON **CB**
6-1, 189 DOB: Oct. 10, 1966
Draft Choice #5
Northern Arizona



Darren Carrington was a two-year starter and outstanding defensive back at Northern Arizona after two campaigns in which he did not see any action. Carrington was a first team Division 1-AA All-American and an all-Big Sky Conference selection (by The Poor Man's Guide to the NFL Draft) in 1988, after a campaign in which he posted 54 tackles, caused one fumble, and recovered two others, in addition to defending 11 passes and intercepting two (for 18 yards in returns). Carrington added 216 yards on eight kickoff returns (a 27.0 average).

He closed out his Lumberjack career with an especially strong performance vs. Weber State, coming up with four tackles, three pass deflections, and a 99-yard kickoff return for a touchdown. In 1987 he earned a starting job at right cornerback and had 51 tackles, recovered a fumble, deflected seven passes, and had a pair of interceptions for 45 yards in returns. Carrington moved from wide receiver to cornerback in spring drills after the 1986 season. He was an active squad member in 1986 but did not record any statistics. He did not play in 1985 after transferring from the University of Pittsburgh. He was a four-sport standout at James Monroe HS in his native Bronx, N.Y., lettering in football, basketball, baseball, and track. Darren was a hotel and restaurant management major at NAU.

PAUL EARL GREEN **TE** **Southern California**
6-3, 230 DOB: Oct. 8, 1966
Draft Choice #8



Paul Green was a two-year starter at the University of Southern California, where he earned first team All-Pac 10 and honorable mention All-American honors (AP, UPI) as a junior, closing out his fine career with appearances in the East-West and Senior Bowl games. Green caught 13 passes for 153 yards and an 11.8 average as a senior, despite being bothered by knee and ankle injuries during the 1988 campaign. He missed six games last year due to an ankle injury sus-

tained in the Oklahoma game, but came back for the final two regular season contests and the Trojan's Rose Bowl appearance vs. Michigan. Known as a very good short-to-mid range receiver with outstanding hands and strong blocking ability, Green had an excellent junior season, catching 31 passes (third on the team) for 317 yards (10.2 average) and one touchdown. That TD provided the decisive points in USC's 37-23 win at Washington. He caught at least one pass in every game of the 1987 season, including a career-high seven in the Rose Bowl against Michigan State. Green had a three-year streak (1986-88) of 24 straight games with at least one reception as a Trojan. He also saw some action on special teams and served as the backup punter while at USC. He tore ligaments in his right knee during 1988 spring drills and had surgery to repair that injury. He had just recovered from that when he sustained the ankle injury vs. Oklahoma last year. He was regarded by many college coaches as one of the country's best tight ends the past two years. Green was the often used H-back (tight end in motion) as a sophomore in 1986, making 12 catches for 158 yards (a 13.2 average), with at least one catch in each of the season's final nine games. Green played in USC's first three games of 1985, catching six passes for 48 yards and winning the starting H-back job. However, a severely sprained ankle suffered in practice prior to the fourth game forced him out for the rest of the year, and he was able to redshirt because of the early-season injury. He showed his versatility as a freshman in 1984, serving as second-string tight end and seeing lots of special teams action, also working as the number two fullback and averaging 33.1 yards on seven punts. A native of Coalinga, Ca., Green won nine letters (three each in football and basketball, two in baseball, and one in track) at Clovis West HS in Fresno, where he caught 43 passes for 836 yards (a 19.4 average) and 11 TDs in 1983. He was named all-league, all-metro, and All-Northern California as a senior, in addition to Lineman of the Year honors (league and metro area) as a tight end. Paul earned all-league honors in basketball as a senior, and pitched for the baseball team. Paul is half-Samoan (his mother is a native of that country) and was a communications major at USC. He likes to fish, ski, and play golf in his free time.

DARRELL FRANKLIN HAMILTON **T**
6-5, 298 DOB: May 11, 1965
Draft Choice #3
North Carolina



Darrell Hamilton was an aggressive drive blocker who helped give North Carolina a punishing ground attack in Atlantic Coast Conference competition. He bounced back from a serious knee injury as a freshman to hold down a starting job the last two years, and closed out his college career with appearances in the Blue-Gray, Senior Bowl, and Aloha Bowl all-star games. He is credited with having worked hard in the school's weight room during the offseason before his

senior year, developing a strong upper body in the process. Hamilton started every game at left tackle last year and was one of the driving forces up front as the Tar Heels ranked second in the ACC in rushing, averaging 198.5 yards per game. In 1987 he started all year at tackle and paced a ground game that averaged 167 yards per game. Hamilton was a very consistent force over the last two campaigns. In 1986 he saw limited action early in the season as he continued to recover from knee surgery, ultimately starting three games at right tackle that year. In 1985 he was having a banner season, having moved into the starting lineup at right tackle, then suffered torn knee ligaments in the third game of the season against Virginia Military Institute. He underwent surgery and was lost for the balance of the year, then was held out of spring drills after the season as he continued his rehabilitation. Hamilton was redshirted as a freshman in 1984. A native of Washington, D.C., Darrell was all-interhigh and all-metro as a two-way lineman

at Anacostia (Washington) HS, earning Parade Magazine and National High School Coaches Association All-American honorable mention. He lettered three times each in football and basketball, adding one more letter in track. Darrell has his degree in communications from North Carolina and lists basketball, baseball, and playing cards among his hobbies.

BOBBY HUMPHREY RB Alabama
6-1, 201 DOB: Oct. 11, 1966
Supplemental Draft Choice #1



Bobby Humphrey was a two-time All-American and one of the nation's premier running backs during his career at Alabama. A smooth, elusive runner with game-breaking speed, he excels as a receiver coming out of the backfield. Coaches regard him as a back with great moves, cutting ability, and field vision. Humphrey holds the Alabama career record and ranks sixth on the Southeastern Conference's all-time rushing chart with 3,420 yards, while his 45 career TDs (including bowl

games) are the most in Tide history and place him fifth on the SEC list. Humphrey's complete career stats, including bowl games, show 3,783 rushing yards on 684 carries (5.5 avg.), 37 TDs, and 70 receptions for 600 yards (8.6 avg.), eight TDs, along with 48 kickoff returns for 1,050 yards (21.9 avg.), and a 57-yard pass completion in his only college attempt. He had 17 100-yard rushing games, and 29 contests in which his all-purpose yardage was over 100, including seven with over 200. In 1986 and 1987 Humphrey was the SEC's leader in all-purpose yardage with a 161.9 per-game average in 1987 and 168.0 in 1986. He entered 1988 as one of the leading candidates for the Heisman Trophy, but reinjured his left foot in the second game (Vanderbilt) and missed the balance of the season. That injury followed a stress fracture of the fifth metatarsal bone in his left foot sustained during spring practice last April. Still, he finished third on the team with 192 yards and three TDs on 42 carries (4.6 average). In 1987 Humphrey was a first team All-American pick (The Sporting News, Walter Camp Foundation), earning second team All-American honors from Football News and NEA, and was consensus All-SEC first team, as well as UPI's SEC offensive player of the year. He led the team and finished third in the league in rushing, accounting for 1,255 yards and 11 TDs on 238 carries (5.3 avg.), also posting a team-high 22 receptions for 170 yards (7.7 avg.) and two scores. Humphrey also led the squad with 15 kickoff returns for 356 yards (23.7 avg.), including a season-long 67-yarder vs. Notre Dame. He completed one pass for 57 yards in the Penn State contest, in which he ran for 220 yards on 36 carries. His season superlatives included 162 yards and three TDs vs. Vanderbilt—Humphrey scored the game-winning points after setting up the drive with a 54-yard kickoff return. In the Hall of Fame Bowl Humphrey gained 149 yards on 27 attempts with a pair of TDs, caught five passes for 34 yards, and returned a kickoff for 14 more vs. Michigan. In 1986 he was a unanimous first team All-SEC pick, while earning first team All-American honors (College and Pro Football Weekly) and second team accolades as well (AP, Football News). Humphrey rushed for 1,471 yards (6.2 avg.) and 15 TDs on 236 carries, with his per game average of 122.6 yards ranking seventh in the nation. He was third on the team with 22 catches for 201 yards (9.1 avg.) and two scores, also returning 19 kickoffs for 344 yards (22.9 avg.). As a sophomore Humphrey led the SEC in both rushing and in total points (104). He was fourth in the nation with 2,016 all-purpose rushing yards, an average of 168 per game, as he set seven school records and tied two others that year. His 1,471 rushing yards set a new Alabama mark, as did his TD total of 17. His numerous 1986 superlatives included seven 100-yard rushing games, tops among those being a school record 284 and three TDs vs. Southern Mississippi, 217 and three TDs vs. Tennessee, and 204 vs. Auburn. In the season-ending Sun Bowl game vs. Washington, Humphrey rushed for 159 yards and two scores (one on a 64-yard jaunt), add-

ing five receptions for 43 yards and a 17-yard TD. In 1985 he finished second on the team with 502 yards and four TDs on 99 carries (5.1 avg.), catching 15 passes for 146 yards (13.3 avg.) and three scores. He returned 12 kickoffs for 315 yards (26.3 avg.). Humphrey was named a second-team All-American Freshman by Football News. A Birmingham native, Humphrey attended Glenn Hill (Ala.) HS, where he earned four letters each in football, basketball, and track. As a senior Bobby ran for 1,051 yards, had 539 yards receiving on 49 catches, averaged 18.3 yards on punt returns and 26.3 on kickoff returns, scoring 13 times. A social work major at Alabama, Bobby enjoys fishing, basketball, pinball, and going to the movies.

JOHN WESLEY JAVIS III WR Howard
5-10, 181 DOB: May 14, 1967
Draft Choice #12



John Jarvis, one of the fastest players taken in this year's NFL draft, was regarded as one of the most versatile athletes ever to play at Howard University, where former Bronco cornerback Steve Wilson now is head coach. Javis played both quarterback and wide receiver for the Bison, also returning kickoffs as a valuable special teams member. He finished among the nation's leaders in Division 1-AA the last two seasons, averaging 27.0 yards per return in 1988, including one 69-yard touchdown return. He also caught seven passes for 155 yards and three touchdowns last year. As an option quarterback he carried 52 times for 303 yards and seven TDs in 1987, and in 1986 Javis carried 30 times for 145 yards and scored three times. Javis returned kickoffs every year at Howard, including those in which he played quarterback, totaling 45 returns for 1,162 yards (a 21.2 average). As a junior he averaged 28.3 yards (340 on 12 returns). Javis totaled 2,031 all-purpose yards during his college career, and his blazing speed made him a threat to score every time he touched the ball. His touchdown tally included three by reception, 10 rushing, two passing, and one by kickoff return. Born in Columbia, S.C., John attended Columbia's Eau Claire HS, where he lettered four times each in football and track, and twice in baseball. A consumer studies major at Howard, John enjoys cutting hair, drawing, and listening to soft music. He has a daughter, Brittany (8/20/88).

RICHARD CHARLES McCULLOUGH DE Clemson
6-5, 270 DOB: July 23, 1965
Draft Choice #4



Richard McCullough was one of the prime reasons Clemson was among the national leaders in rushing defense and scoring defense in 1988. He had 62 tackles, including six for losses and one and one-half sacks, earning second-team All-Atlantic Coast Conference honors (Associated Press) and honorable mention All-American. He had his career-high of nine tackles vs. Georgia Tech. McCullough had six quarterback pressures last year, and 13 over his last two seasons.

He started 11 games in 1988, including the Citrus Bowl, in which he had six tackles. He averaged more than five tackles per game in 1988, despite averaging only 37 per game. He played behind Michael Dean Perry prior to his senior year, and in 1987 had 29 total tackles, including seven for losses, and added 3.5 quarterback sacks. McCullough had sacks in three of the last five 1987 contests, and had seven quarterback pressures for the year. He played in the 1986 Gator Bowl and in the 1988 and 1989 Citrus Bowls. In 1986 McCullough was fourth on the team in sacks even though he was in for only 31 percent of the defensive snaps. He missed the last six games of the 1985 season due to a knee injury, but never missed another game during his four-year career for the Tigers, recording at least two tackles in every game in which he

played. Richard graduated from Loris HS in his native Loris, S.C., where he was a Parade Magazine All-American, made The Sporting News Top 100 list, and was all-state, all-area, all-conference, and all-country as a senior. He lettered five times in football and once in track while in high school. An industrial education major at Clemson, Richard lists hunting, fishing, horseback riding, and tennis as his hobbies.

WARREN POWERS
6-6, 287 DOB: Feb. 4, 1965
Draft Choice #2b

DE Maryland



Warren Powers is a physically imposing athlete with tremendous strength and fine agility. He was in the Maryland starting lineup from his sophomore year on, has strong upper body development, quickness, and very long arms (39" sleeve length). As a senior Powers earned All-American honorable mention (Football News) and was a first-team all-Atlantic Coast Conference choice, capping his college career with an appearance in the Blue-Gray all-star game. He posted

47 tackles, four sacks, and eight tackles for losses, also causing a pair of fumbles and deflecting a pass. Powers was named ACC defensive player of the week for the Terrapins' 13-8 win over Georgia Tech, making five tackles, with one sack and six quarterback pressures. In 1987 he started all year at right defensive tackle and made 45 stops, 3.5 sacks and eight tackles for losses, also recovering a fumble. Among his sacks was one to end a last-ditch drive as the Terps held on for a 23-22 triumph over Duke. In 1986 he moved into the starting lineup at right tackle and registered 45 tackles, three sacks, and seven tackles for losses. Powers was a valuable reserve player in 1985, seeing most of his action on special teams. He had one sack and 15 tackles that season. Powers was redshirted as a freshman. Warren graduated from Edmonson HS in his native Baltimore, Md., where he was an all-Met first team defensive tackle and was named to the all-MISA all-star team as a senior. He lettered three times each in football and basketball, guiding the football team to a pair of city titles. He had five sacks in the championship game as a junior. A criminal justice major at Maryland, Warren lists basketball and fishing among his hobbies.

RICHARD EDDIE SHELTON
5-10, 180 DOB: Jan. 2, 1966
Draft Choice #11

CB
Liberty University



Richard Shelton won numerous honors as a cornerback at Liberty University, including All-American citation as a senior and the team's most outstanding defensive back award in his sophomore, junior, and senior years. One of the keys to a Liberty defense that was nationally ranked in turnover ratio, his punt and kickoff returns consistently put the Flames' offense in good field position. A two-year starter at Liberty, Shelton holds the LU record for longest punt return (84

yards). His 1988 stats showed 60 total tackles, a remarkable 20 passes defensed, and four interceptions. In addition, he returned 21 punts for 176 yards (an 8.4 average), including a long return of 61 yards, and 12 kickoffs for 247 yards (a 20.6 average). He helped LU to an 8-3 record in the school's first season of I-AA play. As a junior he led the nation in punt returns for much of the season and ended the campaign ranked fourth nationally, averaging 14.1 yards per return. Shelton led Liberty with six interceptions in 1987, recording 48 tackles. In his 1986 sophomore year Shelton was a starter but was sidelined by a knee injury in the second week of the season. In the Flames' season opener against West Georgia he had a 90-yard kickoff return for a touchdown. He returned for the final game of the year, returning a punt 84 yards for a TD vs. Elon

College. He was redshirted in 1985 after a 1984 freshman campaign in which he was used primarily on special teams. Born in Marietta, Ga., Richard lettered twice each in football and basketball at Marietta HS. Richard has his degree in psychology from Liberty University and enjoys fishing, biking, and running.

MONTE GENE SMITH
6-5, 270 DOB: April 24, 1967
Draft Choice #9a

G North Dakota



Monte Smith was a two-time all-North Central Conference player at the University of North Dakota, where he completely dominated line play as a senior for the Fighting Sioux. The anchor of the Sioux offensive line, Smith played four seasons and really emerged as a pro prospect over the past two all-conference campaigns. One of the strongest players on the squad, he was a member of the Sioux Elite Strength Club. Monte was born in Madison, Wis., and graduated from

Oregon (Wisconsin) HS, where he lettered twice in football and three times in track. He played running back, tight end, guard, and defensive end while in high school. Monte was an industrial technology major at North Dakota and enjoys fishing, hunting, and weightlifting.

ANTHONY STAFFORD
5-8, 182 DOB: Nov. 20, 1966
Draft Choice #6

WR Oklahoma



Anthony Stafford will be making the conversion to wide receiver after an outstanding career as a running back at Oklahoma, where he was regarded as an elusive player with outstanding speed. Stafford was a big-play performer for the Sooners, and also was considered to have excellent hands and great open-field acceleration. A standout performer on the Oklahoma track team as well, Stafford closed out his career 21st on the school's all-time rushing list with 1,664

yards, while averaging 6.3 yards per rush and scoring 19 times on the ground. He had four career catches for 64 yards and one touchdown. In 1988 he was honorable mention all-Big Eight, closing out his career with an appearance in the Japan Bowl. Last year he started at left halfback, missing only the Kansas game after injuring his knee vs. Colorado. He rushed for 474 yards and six touchdowns on 88 carries (5.4 average), catching one pass for minus two yards and returning two kickoffs for 36 yards. He rushed for 86 yards vs. North Carolina, 89 vs. Arizona, and 83 vs. Kansas State. In the Texas game Stafford raced 86 yards for his longest TD jaunt of the year. In 1987 Stafford earned honorable mention All-American from The Poor Man's Guide to the NFL Draft, and also was honorable mention all-Big Eight (Associated Press). One of the key contributors on the most explosive running attack in college football, he carried the ball only 84 times, but gained 583 yards (6.9 average), with eight TDs. He scored 54 points, caught three passes for 66 yards and a score, and returned 11 kickoffs for a 25.5 average. In 1986 he saw considerable action at left halfback, rushing for 365 yards and three TDs on 48 carries (7.6 average), including an 82-yard TD scamper against Missouri. Stafford started for most of the 1985 campaign, rushing for 242 yards and two TDs on 44 carries (5.5 average). He accounted for 88 yards on seven carries, including a 46-yard run and his first collegiate TD, vs. Iowa State. Stafford lettered on the Sooners' track team as a junior and placed third in the 60-yard dash and fifth in the 300-yard run in the Big Eight Conference indoor track meet. A native of St. Louis, Mo., Anthony graduated from Sumner HS in that city, lettering four times each in football and track. He has a degree in mass communications from Oklahoma. Anthony is married (Mary), has one son, Anthony Jr. (2/25/88), and enjoys basketball, reading, and chess.

DOUGLAS JOSEPH WIDELL
6-4, 287 DOB: Sept. 23, 1966
Draft Choice #2a

G/T
Boston College



Doug Widell completed his second season in the Boston College starting lineup last year, earning All-East (Associated Press) and honorable mention All-American (Associated Press, Football News) honors, concluding his college play with appearances in the Blue-Gray, East-West, and Senior Bowl all-star games. A fifth-year senior, Widell teamed with Joe Wolf to form the premier blocking tandem in the Northeast. He has excellent size, speed, and strength, and is a

powerful drive blocker who has made great strides in pass blocking. A consistent and aggressive player who is very difficult to knock off his feet, Widell displays fine balance and quick feet for a player his size. In 1988 he was shifted to right tackle in preseason drills, filling the void created by the departure of his brother Dave (Cowboys). He had a very consistent season and made real strides as a pass defender, as evidenced by his numerous postseason honors cited above. In 1987 he started every game at right guard and played alongside his brother. Doug was one of the driving forces upfront as the Eagles averaged 365.9 yards per game. He saw limited action in 1986 and was used mostly as a blocker on the field goal and punting units. Widell was second on the 1985 depth chart at left guard and was a redshirt freshman in 1984. Doug prepped at South Catholic HS in his native Hartford, Ct., where he was an outstanding two-way tackle, earning all-state and all-conference honors as well as two letters. He led the team to a 9-1 record his senior year, also serving as the squad's long snapper. Doug has his degree in marketing from Boston College and enjoys playing golf in his spare time. His last name is pronounced "WY-dell."

WAYNE DARNELL WILLIAMS
5-10, 197 DOB: Aug. 13, 1967
Draft Choice #9b

RB
Florida



Wayne Williams is a versatile athlete with a fine combination of strength and speed. He displays fine pass catching skills coming out of the backfield. As a senior Williams ranked third on the team in rushing with 182 yards and a pair of touchdowns on 44 carries (4.1 average), despite missing the final four games after suffering a knee sprain against Vanderbilt. His talent and versatility were recognized by postseason appearances in the Aloha Bowl and All-American Bowl all-star games.

He also caught eight passes for 80 yards and added 151 yards on five kickoff returns (a fine 30.2 average). In 1987 Williams played in every game behind Emmitt Smith at tailback, rushing for 280 yards and four TDs on 68 carries (a 4.1 average). He also caught 11 passes for 104 yards (9.5 average) and added five kickoff returns for 145 yards (a 29.0 mark). Williams was named special teams player of the week for the Georgia game, in which he finished with 162 all-purpose yards (29 rushing, 18 receiving, and 105 on kickoff returns, including a 70-yarder). Williams started five games at tailback in 1986, finishing second on the team with 340 yards and three TDs on 79 carries (a 4.3 average), adding six receptions for 76 yards (a 12.7 figure). In 1985 he played in every game and carried 17 times overall for 36 yards. A native of Daytona Beach, Fla., Wayne went to Titusville (Florida) HS, where he lettered twice in football and three times at track. Wayne lists "Sloop" as his nickname and fishing as his hobby.

FREE AGENTS

DAVID ROBERT (Dave) AMEND Guard
6-4, 274 DOB: May 18, 1965 Maryland (1)

David Amend signed with the Broncos in 1988 but failed his pre-training camp physical. He subsequently re-signed with the Broncos for 1989. He played three positions, defensive tackle, offensive guard, and center, in four seasons at Maryland. He played in the Sun and Cherry Bowls with the Terrapins. Amend attended Archbishop Curley HS in his hometown of Baltimore, Md., and he earned four prep letters each in football and wrestling. He has a degree in kinesiology and enjoys weightlifting and sketching.

MATTHEW JON (Matt) DeFRANK Punter
6-2, 205 DOB: August 8, 1966 Louisiana State (1)

Matt DeFrank attended Denver's 1988 training camp. He earned All-Southeastern Conference (AP) honors as a senior at Louisiana State, after punting 33 times for a conference leading average of 41.6 yards per kick. He was also honored as All-Louisiana and honorable mention All-America. DeFrank played in two Sugar Bowls, and in the Liberty and Gator Bowls with the Tigers. Born in Manchester, Tenn., he lettered three times in soccer and twice each in football and track at Choctawhatchee HS in Ft. Walton Beach, Fla. DeFrank and his wife Blair have a daughter, Jordan (6/10/87). He has a degree in business and lists golf and going to the movies as his hobbies.

CORRIS D'ANGELO ERVIN Cornerback
5-11 176 DOB: August 30, 1966 Central Florida (1)

Corris Ervin was Denver's fifth-round draft choice in 1988 but was waived in the preseason. He was a three-year starter at Central Florida and as a special teams player he blocked eight punts in his final two seasons. As a senior was a first-team Little All-America selection after posting four interceptions, 64 tackles and two blocked kicks. A native of Vineland, N.J., Ervin lettered twice each in football and track at Coral Springs (Fla.) HS, where he was all-state in football as both a junior and senior. He is single and was a leisure studies major at Central Florida.

PATRICK WILLIAM (Pat) HEGARTY QB
6-1, 195 DOB: April 15, 1967 Texas-El Paso (r)

Pat Hegarty was named team MVP and first-team Academic All-America following a senior year in which he completed 181 of 330 passes for 2,529 yards, with 17 touchdowns and nine interceptions. He was also given the Hall of Fame Scholar award as a senior, and the previous year was named the Western Athletic Conference Newcomer of the Year. In two years at UTEP Hegarty completed 334 of 603 passes for 4,593 yards, 30 touchdowns, and 25 interceptions. He transferred to that school from Saddleback College in Mission Viejo, Calif. He was on the Miners' squad that made an appearance in the Independent Bowl. Hegarty was born in Buffalo, N.Y. but attended Tustin (Calif.) HS and lettered three times in football and once in basketball. A political science major in college, Hegarty is single and enjoys reading.

DANIEL LEWIS HUNTER Cornerback
5-11, 180 DOB: September 1, 1962 Henderson State (4)

Daniel Hunter joined the Broncos as a free agent on June 14. He played with the Broncos in 1985 and 1986, joining the team as a free agent after tryouts with the Dallas Cowboys and the USFL's Los Angeles Express. Hunter was named Denver's special teams MVP as a rookie and he recorded his only interception as a pro that year, setting up the winning field goal in overtime vs. Seattle.

Hunter was waived by the Broncos prior to the 11th game of the 1986 season and was picked up by San Diego. He played in the final five games of the year with the Chargers and in 12 in the strike-shortened 1987 campaign. He was waived before the beginning of the regular season last year. Hunter was an NAIA Division I All-American as a senior at Henderson State, where he played from 1980-83. A native of Arkadelphia, Ark., and he earned three prep letters each in football, basketball, and track at Arkadelphia HS.

MICHAEL SEAN (Mike) MARQUEZ Defensive Back
5-11 185 DOB: November 8, 1964 Colorado (1)

Mike Marquez attended Denver's 1988 training camp as a running back, but this year will compete as a defensive back. He played in an Italian football league during the spring. Marquez rushed for 348 yards and four TDs and caught 19 passes for 277 yards and a score at Colorado, where he played in 1983-87. He was a member of the Golden Buffaloes' squads that played in the Freedom and Bluebonnet Bowls. Born in Denver, he was raised in Arvada, Colo., and attended Pomona HS there, lettering three times each in wrestling and track and twice in football. He has a degree in business.

WILLIAM THOMAS (Bill) MICHEL, JR. Guard
6-4, 275 DOB: September 15, 1966 East Carolina (R)

Bill Michel played for three seasons at East Carolina University, and saw action at linebacker, defensive end, and offensive guard, and closed out his career with an appearance in the Blue-Gray all-star game. He began his college career at Taft (Calif.) JC. Michel was born in Washington, D.C., and attended J.H. Rose HS in Greenville, N.C., where he lettered twice in baseball and once in football. Bill and his wife Courtney have a daughter, Tiffany (4/5/89). An industrial technology major in college, Michel lists weightlifting and playing basketball as his hobbies.

CHRIS JORDAN RULE Quarterback
6-3 202 DOB: January 16, 1966 Colorado State (R)

Chris Rule saw action at quarterback with the Colorado State Rams in the 1985 and 1988 seasons. He played in 10 games, starting two, and completed 37 of 67 passes (.552) for 411 yards, with three TDs and five interceptions. A native of Waterloo, Iowa, he attended Cherry Creek HS in Englewood, Colo., and lettered three times in football and twice each in basketball and track. His father, Jack, is a former PGA touring pro and is joining the Seniors Tour, and his sister, Shelley, is an LPGA rookie. Chris has a degree in finance and enjoys fishing, golfing, and reading.

JOSE RAFAEL (Rafael) SEPTIEN K (11)
5-10, 180 DOB: Dec. 12, 1953 Southwestern Louisiana

Rafael Septien joined the Broncos as a free agent on June 14. A veteran of 10 seasons in the National Football League, Septien has scored 960 points and has converted 180 of 256 field goal attempts for a .703 percentage. He was drafted in the 10th round by New Orleans in 1977, but was released and signed by the Los Angeles Rams. He scored 86 points as a rookie before being waived by the Rams. Septien signed with Dallas and played with the Cowboys through the 1986 season. He was voted to the NFL Pro Bowl in 1981 after converting 27 of 35 field goals and scoring 121 points. Septien was born in Mexico City and attended Colegio Vista Hernosa school there, before graduating from the University of Southwestern Louisiana. He is the son of Carlos Septien, a member of two Mexican World Cup Soccer teams.

BRONCO DEPTH CHART

OFFENSE

WR	80 Mark Jackson	84 Ricky Nattiel	
LT	70 Dave Studdard	78 Winford Hood	
LG	54 Keith Bishop	60 Gerald Perry	
C	64 Billy Bryan	57 Mike Ruether	
RG	66 Jim Juriga	72 Keith Kartz	
RT	76 Ken Lanier	78 Winford Hood	
TE	88 Clarence Kay	89 Orson Mobley	87 Pat Kelly
WR	82 Vance Johnson	84 Ricky Nattiel	
QB	7 John Elway	8 Gary Kubiak	12 Ken Karcher
RB	33 Tony Dorsett	30 Steve Sewell	35 Ken Bell
FB	23 Sammy Winder	47 Gerald Willhite	

DEFENSE

LE	90 Freddie Gilbert	99 Shawn Knight	
NT	71 Greg Kragen	99 Shawn Knight	
RE	61 Andre Townsend	75 Rulon Jones	
LOLB	73 Simon Fletcher	59 Tim Lucas	
LILB	77 Karl Mecklenburg	95 Steve Bryan	
RILB	55 Rick Dennison	97 Bruce Klostermann	51 Marc Munford
ROLB	56 Michael Brooks	50 Jim Ryan	
LCB	36 Mark Haynes	37 Kevin Guidry	
RCB	28 Jeremiah Castille	37 Kevin Guidry	
SS	49 Dennis Smith	48 Randy Robbins	
FS	31 Mike Harden	34 Tyrone Braxton	

SPECIALISTS

P	2 Mike Horan		
K	3 Rich Karlis		
KO	3 Rich Karlis		
H	8 Gary Kubiak	2 Mike Horan	12 Ken Karcher
KS	54 Keith Bishop	57 Mike Ruether	72 Keith Kartz
PR	84 Ricky Nattiel	31 Mike Harden	47 Gerald Willhite
KR	35 Ken Bell		

PRONUNCIATION GUIDE: Castille (Cas-TEEL), Dorsett (Dor-SETT), Horan (Hor-RAN), Karlis (KAR-lis), Nattiel (Nah-TEEL), Ruether (RUTH-er).

1988 TEAM CAPTAINS: Offense—John Elway, (alternate - Keith Bishop)
Defense—Mike Harden, (alternate - Karl Mecklenburg)
Special Teams—Selected Weekly

THE ABOVE DEPTH CHART IS NOT INCLUSIVE OF PLAYERS WHO WERE ON INJURED RESERVE FOR MOST OF THE 1988 SEASON, NOR OF NEW PLAYERS SIGNED FOR 1989.

DENVER BRONCOS 1989 VETERAN ROSTER

No.	Name	Pos.	Height	Weight	Birthdate	NFL Exp.	College	Hometown of High school	How Acq.	'88 Games/ Starts
35	Bell, Ken	RB	5-10	190	11/16/64	4	Boston College	Greenwich, CT.	FA '86	16/0
54	Bishop, Keith	C/G	6-3	265	3/10/57	9	Baylor	La Jolla, CA.	D6 '80	16/10
*68	Blair, Paul	T	6-4	280	8/3/63	4	Oklahoma State	Edmund, OK.	FA '89	0/0
#34	Braxton, Tyrone	S	5-11	174	12/17/64	3	No. Dakota State	Madison, WI.	D12 '87	16/0
56	Brooks, Michael	LB	6-1	235	10/2/64	3	Louisiana State	Rustin, LA.	D3 '87	16/4
64	Bryan, Billy	C	6-2	255	9/21/55	13	Duke	Burlington, N.C.	D4 '77	16/16
95	Bryan, Steve	LB	6-2	256	5/6/64	3	Oklahoma	Wagoner, OK.	FA '87	8/0
*92	Carreker, Alphonso	DE	6-6	272	5/25/62	6	Florida State	Marietta, GA.	FA '89	14/11
28	Castille, Jeremiah	CB	5-10	175	1/15/61	7	Alabama	Columbus, GA.	Waivers '87	16/15
*63	Contz, Bill	T	6-5	270	5/12/61	7	Penn State	Belle Vernon, PA.	FA '89	11/3
*86	Cosbie, Doug	TE	6-6	238	2/27/56	11	Santa Clara	Mt. View, CA.	FA '89	11/4
*58	Curtis, Scott	LB	6-1	230	12/26/64	2	New Hampshire	Lynnfield, MA.	FA '89	16/0
55	Dennison, Rick	LB	6-3	220	6/22/58	8	Colorado St.	Kallispel, MT.	FA '82	16/16
33	Dorsett, Tony	RB	5-11	189	4/7/54	13	Pittsburgh	Rochester, PA.	T(Dall) '88	16/13
7	Elway, John	QB	6-3	215	6/28/60	7	Stanford	Port Angeles, WA.	T(Balt) '83	15/15
#73	Fletcher, Simon	LB	6-6	240	2/18/62	5	Houston	Bay City, TX.	D2b '85	16/16
90	Gilbert, Freddie	DE	6-4	275	4/8/62	4	Georgia	Griffin, GA.	SD1 '84	13/5
*22	Goode, Kerry	RB	5-11	212	7/28/65	2	Alabama	Tampa, FL.	FA '89	14/5
37	Guldry, Kevin	CB	6-0	176	5/16/64	2	Louisiana State	Lake Charles, LA.	D3 '88	14/0
31	Harden, Mike	S	6-1	192	2/16/59	10	Michigan	Memphis, TN.	D5a '80	16/16
36	Haynes, Mark	CB	5-11	195	11/6/58	10	Colorado	Kansas City, KS.	T(NYG) '86	15/15
*24	Henderson, Wymon	CB	5-10	186	12/15/61	3	Nevada-Las Vegas	Eden Prairie, MN.	FA '89	16/0
#78	Hood, Winford	G	6-3	262	3/29/62	6	Georgia	Atlanta, GA.	FA '87	3/0
2	Horan, Mike	P	5-11	190	2/1/59	6	Long Beach State	Orange, CA.	FA '86	16/0
79	Humphries, Stefan	G	6-3	268	1/20/62	6	Michigan	Broward, FL.	T(Chi) '87	1/1
80	Jackson, Mark	WR	5-10	180	7/23/63	4	Purdue	Chicago, IL.	D6b '86	12/4
82	Johnson, Vance	WR	5-11	185	3/13/63	5	Arizona	Trenton, N.J.	D2a '85	16/13

75	Jones, Rulon	DE	6-6	260	3/25/58	10	Utah State	Salt Lake City, UT.	D2 '80	16/0
66	Juriga, Jim	G/T	6-6	275	9/12/64	2	Illinois	Fort Wayne, IN.	D4 '86	16/5
12	Karcher, Ken	QB	6-3	205	7/1/63	3	Tulane	Pittsburgh, PA.	FA '87	1/0
#3	Karlis, Rich	K	6-0	180	5/23/59	8	Cincinnati	Salem, OH.	FA '82	16/16
*72	Kartz, Keith	G/T	6-4	270	5/5/63	3	California	Las Vegas, NV.	FA '87	13/12
88	Kay, Clarence	TE	6-2	237	7/30/61	6	Georgia	Seneca, S.C.	D7 '84	14/14
87	Kelly, Pat	TE	6-6	252	10/29/65	2	Syracuse	Webster, NY.	D7a '88	16/0
97	Klostermann, Bruce	LB	6-4	232	4/17/63	3	So. Dakota State	Dubuque, IA.	D8 '86	12/5
99	Knight, Shawn	NT/DE	6-6	288	6/4/64	3	Brigham Young	Provo, UT	T(N.O.) '88	14/0
71	Kragen, Greg	NT	6-3	265	3/4/62	5	Utah St.	Chicago, IL.	FA '85	16/16
8	Kubiak, Gary	QB	6-0	192	8/15/61	7	Texas A & M	Houston, TX.	D8 '83	16/1
76	Lanier, Ken	T	6-3	269	7/8/59	9	Florida St.	Columbus, OH.	D5 '81	16/16
59	Lucas, Tim	LB	6-3	230	4/3/61	3	California	Stockton, CA.	FA '87	16/0
85	Massie, Rick	WR	6-1	190	1/16/60	3	Kentucky	Paris, KY.	FA '87	4/0
77	Mecklenburg, Karl	LB	6-3	230	9/1/60	7	Minnesota	Edina, MN.	D12 '83	9/9
#89	Mobley, Orson	TE	6-5	256	3/4/63	4	Salem College	Brooksville, FL.	D8a '86	16/9
51	Munford, Marc	LB	6-2	231	2/14/65	3	Nebraska	Lincoln, NE.	D4 '87	7/0
84	Nattiel, Ricky	WR	5-9	180	1/25/66	3	Florida	Gainesville, FL.	D1 '87	15/11
60	Perry, Gerald	T	6-6	305	11/12/64	2	Southern University	Columbia, S.C.	D2 '86	16/6
#74	Provence, Andrew	NT	6-3	270	3/8/61	6	South Carolina	Savannah, GA.	T(Atl) '88	0/0
48	Robbins, Randy	S	6-2	189	9/14/62	6	Arizona	Casa Grande, AZ.	D4 '84	16/5
*57	Ruether, Mike	C	6-4	275	9/20/62	4	Texas	Inglewood, CA.	T(Phx) '88	14/0
50	Ryan, Jim	LB	6-1	225	5/18/57	11	William and Mary	Bellmawr, N.J.	FA '79	16/14
#30	Sewell, Steve	RB	6-3	210	4/2/63	5	Oklahoma	San Francisco, CA.	D1 '85	16/3
49	Smith, Dennis	S	6-3	200	2/3/59	9	So. California	Santa Monica, CA.	D1 '81	11/11
70	Studdard, Dave	T	6-4	275	11/22/55	11	Texas	San Antonio, TX.	FA '79	11/4
61	Townsend, Andre	DE/NT	6-3	265	10/8/62	6	Mississippi	Chicago, IL.	D2 '84	16/16
81	Watson, Steve	WR	6-4	195	5/28/57	10	Temple	Baltimore, MD.	FA '79	0/0
47	Willhite, Gerald	RB	5-10	200	5/30/59	8	San Jose State	Sacramento, CA.	D1 '82	11/1
23	Winder, Sammy	RB	5-11	203	7/15/59	8	So. Mississippi	Madison, MS.	D5 '82	16/12
*21	Woodberry, Dennis	CB	5-10	180	4/22/61	4	Southern Arkansas	Texarkana, AK.	FA '89	12/0
*83	Young, Michael	WR	6-1	183	2/21/62	5	UCLA	Hanford, CA.	FA '89	7/0

#-indicates option payout; subject to developments.
 *-indicates players signed as unrestricted free agents.

HOW THE BRONCOS WERE BUILT

Year	Draft	Trades	Free Agents/ Waivers
1977 12-2-0 1st, AFC West AFC Champions	C Billy Bryan (4)		
1979 10-6-0 2nd, AFC West			LB Jim Ryan* T Dave Studdard** WR Steve Watson*IR
1980 8-8-0 4th/ AFC West	DE Rulon Jones (2) DB Mike Harden (5a) G/C Keith Bishop (6)		
1981 10-6-0 2nd, AFC West	SS Dennis Smith (1) T Ken Lanier (5)		
1982 2-7-0 5th, AFC West	RB Gerald Wilhite (1) IR RB Sammy Winder (5)		LB Rick Dennison** K Rich Karlis**
1983 9-7-0 3rd, AFC West	QB Gary Kubiak (8) LB Karl Mecklenburg (12)	QB John Elway (from Baltimore)	
1984 13-3-0 1st, AFC West	NT Andre Townsend (2) SS Randy Robbins (4) TE Clarence Kay (7)		
1985 11-5-0 2nd, AFC West	RB Steve Sewell (1) WR Vance Johnson (2a) LB Simon Fletcher (2b)		NT Greg Kragen*
1986 11-5-0 1st, AFC West AFC Champions	G/T Jim Juriga (4) TE Orson Mobley (6a) WR Mark Jackson (6b) LB Bruce Klosternann (8) IR	CB Mark Haynes (from NY Giants)	RB Ken Bell* DE Freddie Gilbert (Sup. Draft '84) P Mike Horan**
1987 10-4-1 1st, AFC West AFC Champions	WR Ricky Nattiel (1) LB Michael Brooks (3) DB Tyrone Braxton (12)	G Stefan Humphries (from Chicago) IR	DE/LB Steve Bryan** CB Jeremiah Castille ** G Winford Hood** QB Ken Karcher** T Keith Kartz** LB Tim Lucas** WR Rick Massie**NFI (Sup. Draft '84)
1988 8-8-0 2nd, AFC West	T Gerald Perry (2) CB Kevin Guidry (3) TE Pat Kelly (7a)	NT Andrew Provence IR (from Atlanta) RB Tony Dorsett (from Dallas) S Kip Corrington IR (from Detroit) C Mike Ruether (from Phoenix) DE Shawn Knight (from New Orleans)	RB Jeff Alexander*IR LB Randy Thornton*IR

Number in parentheses after draft choices indicates the round in which the player was taken.
IR—indicates player was on Injured Reserve at the end of the 1988 season.
NFI—indicates player was on Denver's Reserve/Non-Football Injured List at the end of the 1988 season.

* — indicates player was a rookie free agent when he joined the Broncos.
** — indicates player was an NFL veteran or had been in other camps before joining the Broncos.

Sup. Draft '84 — Freddie Gilbert was taken in the first round and Rick Massie in the second round of the 1984 NFL supplemental draft.
Winford Hood was originally drafted by Denver in 1984 (8a).

DAVID MARK TREADWELL K Clemson (1)
6-1, 195 DOB: February 27, 1967

David Treadwell was acquired in a May 30 trade that sent an undrafted conditional draft choice to Phoenix. He attended Denver's training camp last year and in preseason action converted three of four PATs and all three field goal attempts, including a 51-yard effort at Miami. Treadwell was a first-team Kodak AP, and UPI All-American, and a first-team All-Atlantic Coast Conference selection in 1987 as a senior at Clemson. Additionally he earned Academic All-ACC and All-America honors as an electrical engineering major. Treadwell scored 233 career points in three seasons with Clemson, converting 47 of 66 field goals attempts and 92 of 93 PATs. He closed out college play with an appearance in the Hula Bowl. Treadwell was born in Columbia, S.C., and at the Bolles School in Jacksonville, Fla., he lettered three times and was an all-city selection in soccer. He did not play football in high school. Treadwell lists music, cars, and water skiing as his hobbies.

TRINT C. TRIP Defensive Line
6-6 294 DOB: March 10, 1967 Minnesota (R)

Trint Trip played defensive tackle and nose guard for four seasons with the University of Minnesota Golden Gophers. He was born in San Antonio, Tex., and at Mondovi (Wis.) HS he lettered four times each in football and track, twice in basketball and once in wrestling. Trip is pursuing his degree in sociology-criminology and lists hunting, boating, and softball as his hobbies.

KEVIN ALAN WELLS Offensive Line
6-5 280 DOB: April 21, 1966 San Diego State (R)

Kevin Wells was a three-time honorable mention All-Western Athletic Conference selection at San Diego State, and twice earned honorable mention All-America honors. He closed out his career with the Aztecs with an appearance in the Blue-Gray all-star game. Born in Denver, Wells attended Northglenn (Colo.) HS and earned three letters in football, two in track, and one in wrestling. He is married (Marilyn) and has a degree in economics. Wells lists bicycling as his hobby.


BRIAN ALEX WHITE Tackle Brigham Young (R)
6-4 275 DOB: November 13, 1964

Brian White earned All-Western Athletic Conference honors as a senior at Brigham Young University. He was also honorable mention All-WAC (1987), Academic All-WAC (1985), and was a three-time winner of an academic recognition award. White attended N.B. Forrest HS in his hometown of Jacksonville, Fla. and earned two letters in both football and track. White was an advertising major at BYU.

MAJETT ANDRE WHITESIDE Nose Tackle
6-1 270 DOB: December 27, 1965 California (R)

Majett Whiteside played nose tackle for four seasons at the University of California in Berkeley. He was named second-team All-PAC 10 in 1985 and 1986, and was an honorable mention selection in 1987. Whiteside lettered four times in football, twice in track, and once each in baseball and wrestling at Ganesha HS in his native Pomona, Calif. He has a degree in history.

THE 1988 SEASON



QB JOHN ELWAY, WHO SHARED OFFENSIVE MOST VALUABLE PLAYER HONORS FOR THE BRONCOS IN 1988, IS THE FIRST PLAYER IN FOOTBALL HISTORY TO HAVE FOUR STRAIGHT SEASONS WITH A COMBINATION OF 3,000 PASSING YARDS AND 200 RUSHING YARDS.

FINAL STATISTICS

REGULAR SEASON (8-8)

Date	Result	Opponent	Denver	Opponent	Attend.
9/4	L	Seattle	14	21	75,986
9/11	W	San Diego	34	3	75,359
9/18	L	at Kansas City	13	20	63,268
9/26	L	L.A. Raiders	27	30	75,964
10/2	W	at San Diego	12	0	55,763
10/9	W	at San Francisco	16	13	61,711
10/16	W	Atlanta	30	14	75,287
10/23	L	at Pittsburgh	21	39	49,811
10/31	L	at Indianapolis	23	55	60,544
11/6	W	Kansas City	17	11	74,227
11/13	W	Cleveland	30	7	75,806
11/20	L	at New Orleans	0	42	68,075
11/27	W	Los Angeles (Rams)	35	24	74,141
12/4	L	at L.A. Raiders	20	21	65,561
12/11	L	at Seattle	14	42	62,838
12/17	W	New England	21	10	70,910

TEAM STATISTICS

	Broncos	Opponents
TOTAL FIRST DOWNS	338	316
Rushing	106	140
Passing	196	161
Penalty	36	15
Third Down Made/Attempts	85/210	81/214
Third Down Efficiency	40%	38%
Fourth Down Made/Attempts	4/13	9/18
Fourth Down Efficiency	31%	53%
TOTAL NET YARDS	5506	5471
Average Per Game	344.1	341.9
Total Plays	1077	1055
Average Per Play	5.1	5.2
NET YARDS RUSHING	1815	2538
Average Per Game	113.4	158.6
Total Rushes	464	552
Average Per Rush	3.9	4.6
NET YARDS PASSING	3691	2933
Average Per Game	230.7	183.3
Tackled/Yards Lost	32/250	36/235
Gross Yards Passing	3941	3168
Attempts/Completions	581/324	467/262
Pct. of Completions	56%	56%
Had Intercepted	22	16
Avg. Per Pass Play	6.0	5.8
PUNTS/AVERAGE	68/43.8	84/43.4
NET PUNTING AVERAGE	37.9	36.3
TOTAL RETURN YARDAGE	1842	1673
Punts Returns/Average	53/8.5	33/11.0
Kickoff Returns/Average	58/20.5	53/18.2
Interception Returns/Avg.	16/12.5	22/15.6
PENALTIES/YARDS	84/717	116/956
FUMBLES/BALL LOST	34/12	23/13
TOUCHDOWNS	37	41
Rushing	13	21
Passing	24	18
Returns	0	2
EXTRA POINTS MADE/ATTEMPTS	36/37	41/41
FIELD GOALS MADE/ATTEMPTS	23/36	21/27
TOTAL POINTS	327	352

TEAM STATISTICS (Continued)

SCORE BY PERIODS		1	2	3	4	OT	Total
BRONCOS		43	127	64	90	3	327
OPPONENTS		85	112	96	56	3	352
SCORING		TD-R	Pa	Rt	PAT	FG	TP
Karlis					36/37	23/36	105
Sewell	1	5					36
Jackson		6					36
Dorsett	5						30
Winder	4	1					30
Johnson		5					30
Kay		4					24
Willhite	2						12
Mobley		2					12
Elway	1						6
Nattiel		1					6
BRONCOS	13	24	0	36/37	23/36		327
OPPONENTS	21	18	2	41/41	21/27		352***

***Includes 1 Safety

FIELD GOALS: () (51*,38*) (23*,42*) (39*,25*) (30*,43*, 37, 30*, 32*, 28*, 21) (27*, 27*, 34, 22*) (35, 47*, 41*, 50*) (47) (27*) (42*) (18*, 22*, 32*, 42, 36) (35, 50) (46) (29*, 36*) (52, 37) ()

RUSHING

	No.	Yds.	Avg.	LG	TD
Dorsett	181	703	3.9	26	5
Winder	149	543	3.6	35	4
Elway	54	234	4.3	26	1
Sewell	32	135	4.2	26	1
Kubiak	17	65	3.8	13	0
Nattiel	5	51	10.2	29	0
Willhite	13	39	3.0	7	2
Bell	9	36	4.0	6	0
Jackson	1	5	5.0	5	0
Johnson, J.	1	3	3.0	3	0
Johnson, V.	1	1	1.0	1	0
Thomas	1	0	0.0	0	0
BRONCOS	464	1815	3.9	35	13
OPPONENTS	552	2538	4.6	64	21

PASSING

	Att.	Comp.	Yds.	Pct.	Avg./Att.	TD
Karcher	12	6	128	.500	10.67	1
Dorsett	2	1	7	.500	3.50	1
Kubiak	69	43	497	.623	7.20	5
Elway	496	274	3309	.552	6.67	17
Sewell	1	0	0	.000	0.00	0
Nattiel	1	0	0	.000	0.00	0
BRONCOS TOTAL	581	324	3941	.558	6.78	24
Opponents Total	467	262	3168	.561	6.78	18

	Pct. TD	Int.	Pct. Int.	LG	TKD/ Lost	Rating
Karcher	.083	0	.000	74	0/ 0	115.8
Dorsett	.500	0	.000	7T	0/ 0	97.8
Kubiak	.072	3	.043	68T	2/ 13	90.0
Elway	.034	19	.038	86	30/237	71.3
Sewell	.000	0	.000	0	0/ 0	39.5
Nattiel	.000	0	.000	0	0/ 0	39.5
BRONCOS TOTAL	.041	22	.038	86	32/250	74.6
Opponents Total	.039	16	.034	55	36/235	75.8

RECEIVING

	No.	Yds.	Avg.	LG	TD
Johnson, V.	68	896	13.2	86	5
Jackson	46	852	18.5	63	6
Nattiel	46	574	12.5	74	1
Sewell	38	507	13.3	68T	5
Kay	34	352	10.4	27	4
Willhite	32	238	7.4	15	0
Mobley	21	218	10.4	28	2
Winder	17	103	6.1	14	1
Dorsett	16	122	7.6	16	0
Massie	3	39	13.0	21	0
Graddy	1	30	30.0	30	0
Johnson, J.	1	6	6.0	6	0
Kelly	1	4	4.0	4	0
BRONCOS TOTAL	324	3941	12.2	86	24
Opponents Total	262	3168	12.1	55	18

INTERCEPTIONS

	No.	Yds.	Avg.	LG	TD
Harden	4	36	9.0	34	0
Castille	3	51	17.0	33	0
Robbins	2	66	33.0	39	0
Braxton	2	6	3.0	6	0
Dennison	1	29	29.0	29	0
Wilson	1	7	7.0	7	0
Fletcher	1	4	4.0	4	0
Bowyer	1	1	1.0	1	0
Haynes	1	0	0.0	0	0
BRONCOS TOTAL	16	200	12.5	39	0
Opponents Total	22	344	15.6	86	1

PUNTING

	No.	Yds.	Avg.	TB	In 20	LG	Blk
Horan	65	2861	44.0	2	19	70	—
Elway	3	117	39.0	0	2	40	—
BRONCOS TOTAL	68	2978	43.8	2	21	70	0
Opponents Total	83	3643	43.9	7	20	68	1

FIELD GOALS

	1-19	20-29	30-39	40-49	50 +	Total
Karlis	1/1	9/10	6/13	5/8	2/4	23-36
BRONCOS TOTAL	1/1	9/10	6/13	5/8	2/4	23-36
Opponents Total	0/0	9/10	9/12	2/4	1/1	21-27

PUNT RETURNS

	No.	FC	Yds.	Avg.	LG	TD
Nattiel	22	0	218	9.9	24	0
Clark	13	0	115	8.8	16	0
Willhite	13	2	90	6.9	12	0
Harden	2	2	14	7.0	14	0
Massey	1	0	5	5.0	5	0
Johnson, J.	1	0	5	5.0	5	0
Bell	1	0	4	4.0	4	0
Johnson, V.	0	1	0	0.0	0	0
BRONCOS TOTAL	53	5	451	8.5	24	0
Opponents Total	33	4	364	11.0	66	1

KICKOFF RETURNS

	No.	Yds.	Avg.	LG	TD
Bell	36	762	21.2	38	0
Johnson, J.	14	285	20.4	34	0
Nattiel	6	124	20.7	25	0
Winder	1	11	11.0	11	0
Harden	1	9	9.0	9	0
BRONCOS TOTAL	58	1191	20.5	38	0
Opponents Total	53	965	18.2	40	0

SPECIAL TEAM STATISTICS

1988 REGULAR SEASON

	T	T/20	TA	TA/20	FC	FR	KD	TOTAL PTS.
Bell	8	5	4	1	0	0	6	24
Bishop	1	0	1	0	0	0	1	3
Braxton	4	2	2	1	0	1	4	14
Brooks	1	0	2	0	0	0	10	13
Bryan, S.	3	1	3	1	0	0	3	11
Dennison	5	0	2	0	0	0	5	12
Fletcher	5	1	3	0	0	0	0	9
Graddy	1	1	0	0	0	0	0	2
Guidry	6	2	2	0	0	0	7	17
J. Johnson	1	1	0	1	0	0	2	5
Karlis	7	0	0	0	1	0	0	8
Kartz	1	0	0	0	0	0	0	1
Kay	0	0	0	0	0	0	3	3
Kelly	8	1	1	2	0	0	12	24
Klostermann	2	2	3	0	0	0	5	12
Knight	1	2	1	0	0	0	7	11
Kragen	0	0	0	0	0	0	2	2
Lucas	7	1	3	2	0	2	5	20
Munford	0	0	4	2	1	0	10	17
Robbins	4	2	0	0	0	0	2	8
Sewell	2	0	1	0	0	0	0	3
Wilson	0	0	0	0	0	0	2	2
Winder	0	0	0	0	0	0	1	1

T- Tackles; **T/20-** Tackle Inside 20; **TA-** Tackle Assist; **TA/20-** Tackle Assist Inside 20; **FC-** Fumble Caused; **FR-** Fumble Recovered; **KD-** Knock-Down Block on Punt or Kickoff Return.

BLOCKED KICKS: October 2, 1988 at San Diego; Bowyer blocked a field goal. October 2, 1988 at San Diego; Kelly blocked a punt.

TOP PERFORMANCES OF 1988

Individual

RUSHING — Attempts; Tony Dorsett, 32, vs. L.A. Raiders (9/26). Yards; Tony Dorsett, 119, vs. L.A. Raiders (9/26). **PASSING** — Percentage; Gary Kubiak, .750 on 12 of 16 attempts, at Indianapolis (10/31). Yards; John Elway, 324, at L.A. Raiders (12/4). Touchdowns; John Elway, 3, vs. L.A. Rams (11/27). **RECEIVING** — Receptions; Vance Johnson, 8, at San Francisco (10/9). Yards; Mark Jackson, 145, at L.A. Raiders (12/4). **INTERCEPTIONS** — Number; Nine players with one. Yards; Randy Robbins, 39, vs. New England (12/17). **KICKOFF RETURNS** — Number; Ken Bell, 7, at Pittsburgh (10/23). Yards; Ken Bell, 139, at Pittsburgh (10/23). **PUNT RETURNS** — Number; Ricky Nattiel, 7, vs. L.A. Raiders, (9/26). Yards; Ricky Nattiel, 63, vs. L.A. Raiders, (9/26). **SCORING** — Five players with 12 points. **TOUCHDOWNS** — Four players with two.

Team

TOTAL OFFENSE — 443 (184 rushing, 259 passing), vs. San Diego (9/11). **RUSHING** — 189 vs. L.A. Raiders (9/26). **PASSING** — 302 vs. Atlanta (10/16). **SCORING** — 35 vs. L.A. Rams (11/27). **TOTAL DEFENSE** — 190 (20 rushing, 170 passing), at San Diego (10/2). **RUSHING DEFENSE** — 20 at San Diego (10/2). **PASSING DEFENSE** — 87 at L.A. Raiders (12/4). **SCORING DEFENSE** — 0 at San Diego (10/2).

Longest Plays

RUN FROM SCRIMMAGE — Sammy Winder, 35, at San Francisco (10/9). **PASS PLAY** — John Elway to Vance Johnson, 86, vs. L.A. Raiders (9/26). **KICKOFF RETURN** — Ken Bell, 38, vs. Kansas City (11/6). **PUNT RETURN** — Ricky Nattiel, 24, vs. Kansas City (11/6), and vs. Cleveland (11/13). **INTERCEPTION RETURN** — Randy Robbins, 39, vs. New England (12/17). **PUNT** — Mike Horan, 70, vs. L.A. Raiders (9/26). **FIELD GOAL** — Rich Karlis, 51, vs. San Diego (9/11).

FINAL DEFENSIVE STATISTICS

(Official totals from coaches)

REGULAR SEASON

Player	No.	Plays	Tackles	Assists	Total	Sacks	Yds.		PD	FR	FF
							Lost	Int.			
Bowyer	432	50	32	82	1	4	1	1	2	0	3
Braxton	312	28	11	39	1	7	2	6	5	0	0
Brooks	309	39	10	49	0	0	0	0	1	1	0
Bryan, S.	10	0	0	0	0	0	0	0	0	1	0
Castille	900	57	4	61	0	0	3	51	9	0	0
Dennison	671	86	47	133	1/2	1	1	29	2	2	1
Fletcher	1039	79	36	115	9	43	1	4	6	1	1
Gilbert	378	30	12	42	1	11	0	0	2	0	0
Guidry	51	3	2	5	0	0	0	0	1	0	0
Harden	1071	93	39	132	0	0	4	36	10	0	0
Haynes	1018	71	13	84	1	6	1	0	8	0	1
Jones	506	35	32	67	5	37	0	0	1	0	1
Klostermann	167	17	10	27	0	0	0	0	1	0	0
Knight	131	11	4	15	0	0	0	0	0	0	0
Kragen	740	101	39	140	2 1/2	21	0	0	4	1	0
Lucas	6	1	0	1	0	0	0	0	0	0	0
Mecklenburg	603	78	24	102	1 1/2	8	0	0	1	0	0
Munford	5	0	0	0	0	0	0	0	0	0	0
Plummer	31	3	0	3	0	0	0	0	0	0	0
Robbins	703	67	9	76	2	19	2	66	6	1	0
Ryan	906	87	43	130	3 1/2	13	0	0	1	2	1
Smith	624	83	23	106	1	7	0	0	3	3	2
Townsend	917	64	49	113	5	35	0	0	2	1	0
Wilson	341	29	8	37	2	12	1	7	4	2	0

	1ST DOWNS				3RD DOWNS			DENVER BRONCOS STATISTICS Page 1 OFFENSE																PASSING										PEN.	
	TOTAL	RUSH	PASS	PENALTY	ATTEMPTS	CONV.	EFFICIENCY	TOTAL OFFENSE				RUSHING				NET YDS.	AVG./GAME	TKLD.	YDS. LOST	GROSS YDS.	ATTEMPTS	COMP.	PCT.	INT.	NO.	YDS. LOST									
								NET YDS.	AVG./GAME	PLAYS	AVG./PLAY	NET YDS.	AVG./GAME	ATTEMPTS	AVG./RUSH																				
SEATTLE	19	3	15	1	14	4	.286	302	302.0	66	4.6	76	76.0	18	4.2	226	226.0	3	33	259	45	21	.467	2	4	42									
SAN DIEGO	24	11	12	1	12	6	.500	443	372.5	70	6.3	184	130.0	41	4.5	259	242.5	1	0	259	28	17	.607	0	8	66									
at Kansas City	17	4	11	2	11	5	.455	283	342.7	54	5.2	70	110.0	22	3.2	213	232.7	0	0	213	32	15	.469	2	3	20									
LA RAIDERS	23	10	11	2	13	5	.385	398	356.5	75	5.3	189	129.8	45	4.2	209	226.8	2	11	220	28	14	.500	4	6	48									
at San Diego	22	9	10	3	17	6	.353	291	343.9	75	3.9	129	129.6	42	3.1	162	213.8	4	22	184	29	17	.586	1	3	38									
at San Francisco	24	6	13	5	15	7	.467	314	338.5	75	4.2	147	132.5	31	4.7	167	206.0	5	43	210	39	21	.538	2	5	40									
ATLANTA	21	10	10	1	14	7	.500	406	348.1	70	5.8	104	128.4	32	3.3	302	219.7	2	15	317	36	20	.556	0	1	5									
at Pittsburgh	15	1	11	3	12	2	.167	323	345.0	60	5.4	45	118.0	20	2.2	278	227.0	1	7	285	39	21	.538	3	6	42									
at Indianapolis	22	5	15	2	11	3	.273	397	350.8	67	5.9	131	119.4	20	6.6	266	231.3	3	30	296	44	27	.614	0	12	82									
KANSAS CITY	23	7	11	5	11	6	.545	308	346.5	67	4.6	131	120.6	37	3.5	177	225.9	1	6	183	29	14	.483	2	7	60									
CLEVELAND	27	10	12	5	14	6	.429	335	345.5	72	4.7	120	120.5	40	3.0	215	224.9	0	0	215	32	22	.688	0	4	47									
at New Orleans	17	4	11	2	13	6	.462	258	338.2	60	4.3	52	114.8	15	3.5	206	223.3	1	9	215	44	24	.545	1	5	41									
LA RAMS	19	6	12	1	13	5	.385	368	340.5	66	5.6	98	113.5	28	3.5	270	226.9	1	9	279	37	22	.595	1	3	25									
at LA Raiders	20	3	16	1	13	4	.308	347	340.9	68	5.1	50	109.0	16	3.1	297	231.9	3	27	324	49	29	.592	3	6	45									
at Seattle	25	7	17	1	11	5	.455	402	345.0	65	6.2	101	108.5	20	5.1	301	236.5	4	32	333	41	26	.634	0	7	85									
NEW ENGLAND	20	10	9	1	15	7	.467	331	344.1	67	4.9	188	113.4	37	5.1	143	230.7	1	6	149	29	14	.483	1	5	31									

DENVER BRONCOS STATISTICS PAGE 2 OFFENSE

	PUNTS				PUNT RTNs.			KICK RTNs.			MISC. RTNs.			INT. RTNs.			FUM-BLES		SCORING							TIME OF POSSESSION
	NO.	YARDS	AVG.	NET AVG.	NO.	YARDS	AVG.	NO.	YARDS	AVG.	NO.	YARDS	AVG.	NO.	YARDS	AVG.	NO.	LOST	TOTAL TDs.	RUSH	PASS	RETURN	PATs.	FGs	TOTAL PTS.	
SEATTLE	9	403	44.8	40.9	5	56	11.2	4	71	17.8				0	0	0.0	3	1	2	0	2	0	2-2	0-0	14	25:47
SAN DIEGO	4	163	40.8	33.0	5	37	7.4	2	55	27.5				2	45	22.5	1	0	4	2	2	0	4-4	2-2	34	35:20
at Kansas City	2	86	43.0	42.5	5	29	5.8	3	46	15.3				0	0	0.0	1	1	1	1	0	0	1-1	2-2	13	24:02
LA RAIDERS	5	286	57.2	52.8	7	63	9.0	4	86	21.5				1	4	4.0	3	1	3	2	1	0	3-3	2-2	27	39:55
at San Diego	3	117	39.0	37.0	6	57	9.5	0	0	0.0				1	34	34.0	1	0	0	0	0	0	0-0	4-7	12	37:39
at San Francisco	6	271	45.2	37.7	3	16	5.3	3	67	22.3				3	8	2.7	2	1	1	0	1	0	1-1	3-4	16	32:44
ATLANTA	3	146	48.7	39.3	5	37	7.4	1	18	18.0				2	29	14.5	2	1	3	1	2	0	3-3	3-4	30	29:45
at Pittsburgh	4	184	46.0	41.5	0	0	0.0	8	163	20.4				1	6	6.0	5	1	3	0	3	0	3-3	0-1	21	23:50
at Indianapolis	4	136	34.0	32.8	0	0	0.0	10	219	21.9				0	0	0.0	5	4	3	0	3	0	2-3	1-1	23	26:32
KANSAS CITY	1	19	19.0	19.0	2	38	19.0	3	81	27.0				1	2	2.0	2	0	2	1	1	0	2-2	1-1	17	34:13
CLEVELAND	2	102	51.0	46.5	3	46	15.3	2	42	21.0				1	33	33.0	1	0	3	1	2	0	3-3	3-5	30	38:56
at New Orleans	3	122	40.7	15.0	1	8	8.0	4	75	18.8				0	0	0.0	0	0	0	0	0	0	0-0	0-2	0	24:19
LA RAMS	7	314	44.9	37.9	2	11	5.5	5	100	20.0				1	0	0.0	1	0	5	1	4	0	5-5	0-1	35	31:31
at LA Raiders	6	248	41.3	36.3	4	20	5.0	3	52	17.3				1	0	0.0	3	0	2	0	2	0	2-2	2-2	20	28:53
at Seattle	3	117	39.0	36.3	0	0	0.0	4	65	16.3				0	0	0.0	2	1	2	1	1	0	2-2	0-2	14	25:21
NEW ENGLAND	6	272	45.3	38.7	5	33	6.6	2	51	25.5				2	39	19.5	2	1	3	3	0	0	3-3	0-0	21	27:58

	1ST DOWNS				3RD DOWNS			DENVER BRONCOS STATISTICS Page 1 DEFENSE																PASSING										PEN.	
	TOTAL	RUSH	PASS	PENALTY	ATTEMPTS	CONV.	EFFICIENCY	TOTAL OFFENSE								RUSHING								NET YDS.	AVG./GAME	TKLD.	YDS. LOST	GROSS YDS.	ATTEMPTS	COMP.	PCT.	INT.	NO.	YDS. LOST	
								NET YDS.	AVG./GAME	PLAYS	AVG./PLAY	NET YDS.	AVG./GAME	ATTEMPTS	AVG./RUSH																				
SEATTLE	19	8	8	3	19	7	.368	330	330.0	74	4.5	178	178.0	42	4.2	152	152.0	2	16	168	30	14	.467	0	9	60									
SAN DIEGO	13	5	5	3	11	1	.091	244	287.0	56	4.4	133	155.5	24	5.5	111	131.5	2	9	120	30	13	.433	2	3	29									
at Kansas City	22	7	15	2	16	8	.500	380	318.0	71	5.4	130	147.0	35	3.7	250	171.0	1	9	259	35	21	.600	0	7	39									
LA RAIDERS	20	7	11	2	14	2	.143	363	329.3	72	5.0	128	142.3	36	3.6	235	187.0	1	7	242	35	13	.371	1	9	83									
at at San Diego	11	2	8	1	10	2	.200	190	301.4	52	3.7	20	117.8	13	1.5	170	183.6	4	16	186	35	18	.514	1	4	45									
at San Francisco	21	14	7	0	18	7	.389	417	320.7	79	5.3	246	139.2	48	5.2	171	181.5	3	20	191	28	12	.429	3	14	93									
ATLANTA	20	10	10	0	16	9	.563	311	319.3	71	4.4	174	144.1	34	5.1	137	175.1	3	19	156	34	19	.559	2	5	33									
at Pittsburgh	18	10	7	1	14	4	.286	386	327.6	68	5.7	256	158.1	47	5.4	130	169.5	3	15	145	18	10	.556	1	11	101									
at Indianapolis	23	16	7	0	12	6	.500	464	342.8	61	7.6	244	167.7	46	5.3	220	175.1	0	0	220	15	11	.733	0	6	55									
KANSAS CITY	16	5	11	0	9	2	.222	273	335.8	55	5.0	90	159.9	26	3.5	183	175.9	2	10	193	27	16	.593	1	8	63									
CLEVELAND	15	7	7	1	12	6	.500	.227	325.9	53	4.3	87	153.3	17	5.1	140	172.6	6	35	175	30	19	.633	1	11	86									
at New Orleans	28	14	14	0	11	7	.636	385	330.8	67	5.7	196	156.8	43	4.6	189	174.0	1	5	194	23	20	.870	1	5	57									
LA RAMS	28	7	21	0	13	4	.308	484	342.6	76	6.4	132	154.9	27	4.9	352	187.7	2	13	365	47	25	.532	1	3	14									
at LA Raiders	14	8	5	1	13	4	.308	216	333.6	59	3.7	129	153.1	36	3.6	87	180.5	4	44	131	19	10	.526	1	5	80									
at Seattle	30	16	11	3	10	7	.700	450	341.3	67	6.7	230	158.2	45	5.1	220	183.1	0	0	220	22	19	.864	0	8	66									
NEW ENGLAND	18	5	13	1	16	5	.313	351	341.9	74	4.7	165	158.6	33	5.0	186	183.3	2	17	203	39	22	.564	2	8	52									

DENVER BRONCOS STATISTICS PAGE 2 DEFENSE

DENVER BRONCOS STATISTICS PAGE 2 DEFENSE

	PUNTS				PUNT RTNs.			KICK RTNs.			MISC. RTNs.			INT. RTNs.			FUM-BLES		SCORING										TIME OF POSSESSION
	NO.	YARDS	AVG.	NET AVG.	NO.	YARDS	AVG.	NO.	YARDS	AVG.	NO.	YARDS	AVG.	NO.	YARDS	AVG.	NO.	LOST	TOTAL TDs.	RUSH	PASS	RETURN	PATs.	FGs	TOTAL PTS.				
SEATTLE	9	428	47.6	41.3	4	35	8.8	1	18	18.0				2	39	19.5	3	1	3	1	2	0	3-3	0-0	21	34:13			
SAN DIEGO	6	262	43.7	37.5	2	31	15.5	3	88	29.3				0	0	0.0	0	0	0	0	0	0	1-1	3	24:40				
at Kansas City	6	229	38.2	33.3	1	1	1.0	5	94	18.8				2	4	2.0	1	0	2	0	2	0	2-2	2-2	20	35:58			
LA RAIDERS	9	403	44.8	37.8	2	22	11.0	2	65	32.5				4	52	13.0	0	0	3	1	2	0	3-3	3-3	30	32:40			
at San Diego	8	349	43.6	36.5	1	6	6.0	5	118	23.6				1	12	12.0	2	1	0	0	0	0	0-0	0-1	0	22:21			
at San Francisco	4	173	43.3	34.3	4	45	11.3	3	55	18.3				2	2	1.0	2	1	1	1	0	0	1-1	2-3	13	35:27			
ATLANTA	7	317	45.3	40.0	3	28	9.3	4	77	19.3				0	0	0.0	2	1	2	1	1	0	2-2	0-0	14	30:15			
at Pittsburgh	3	146	48.7	35.3	2	18	9.0	2	51	25.5				3	54	18.0	2	1	3	2	1	0	3-3	6-6	39	36:10			
at Indianapolis	1	43	43.0	43.0	1	5	5.0	3	96	32.0				0	0	0.0	1	0	7	5	2	0	7-7	2-3	55	33:28			
KANSAS CITY	3	166	55.3	36.0	0	0	0.0	4	77	19.3				2	29	14.5	2	2	0	0	0	0	0-0	3-3	11	25:47			
CLEVELAND	5	193	38.6	29.4	2	9	4.5	3	38	12.7				0	0	0.0	3	3	1	1	0	0	1-1	0-0	7	21:04			
at New Orleans	1	36	36.0	28.0	2	77	38.5	1	17	17.0				1	30	30.0	0	0	6	2	3	1	6-6	0-0	42	35:41			
LA RAMS	5	186	37.2	35.0	6	49	8.2	6	73	12.2				1	9	9.0	2	2	3	1	2	0	3-3	1-3	24	28:29			
at LA Raiders	9	382	42.4	38.0	2	30	15.0	5	78	15.6				3	86	28.7	3	1	3	1	1	1	3-3	0-0	21	31:07			
at Seattle	2	80	40.0	40.0	1	8	8.0	2	44	22.0				0	0	0.0	0	0	6	4	2	0	6-6	0-0	42	34:39			
NEW ENGLAND	6	250	41.7	36.2	0	0	0.0	3	46	15.3				1	27	27.0	0	0	1	1	0	0	1-1	1-1	10	32:02			

BRONCOS DEPARTMENTAL LEADERS

Category	Player	AFC Rank	AFC Leader	NFL Rank	NFL Leader
Scoring	Karlis-105	T-6th (Kickers)	Norwood, Buff-129	T-10th (Kickers)	Norwood, Buff-129
Rushing	Dorsett-703	13th	Dickerson, Ind-1,659	22nd	Dickerson, Ind-1,659
Passing	Elway-274-496, 3,309 yards, 17TD, 19 ints., 71.4 rating				
Receiving	Johnson-68 Johnson-896	9th 6th 9th	Esiason, Cin-97.4 Toon, NYJ-93 Brown, Cin-1,273	18th T-15th T-15th	Esiason, Cin-97.4 Toon, NYJ-93 Ellard, Rams-1,414
Punting	Horan-44.0	3rd	Newsome, Pitt-45.4	3rd	Newsome, Pitt-45.4
Interceptions	Harden-4	T-11th	McMillan, NYJ-8	T-23rd	Case, Atl-10
Kickoff Returns	Bell-21.2	10th	Brown, Raid-26.8	T-15th	Brown, Raid-26.8
Punt Returns	Nattiel-9.7	T-5th	Townsell, NYJ-11.7	T-9th	Taylor, SF-12.6

HOW THE BRONCOS RANKED (Continued on next page)

Category	Broncos Total	AFC Rank	AFC Leader	NFL Rank	NFL Leader
OFFENSE					
Points scored	327	8th	Cin-448	15th	Cin-448
First downs	338	2nd	Cin-350	2nd	Cin-350
Total plays	1077	2nd	NYJ-1094	5th	Phil,Phx-1102
Total yards	5506	3rd	Cin-6057	8th	Cin-6057
Rushing yards	1815	11th	Cin-2710	19th	Cin-2710
Net passing yards	3691	2nd	Mia-4516	6th	Mia-4516
Penalties	84	T-12th	Hou-125	T-24th	Dal-141
Penalty yards	717	10th	Hou-1150	20th	Hou-1150
Fumbles	34	2nd	Pitt-40	T-4th	GB-44
Fumbles lost	12	T-9th	Pitt-19	T-20th	GB-26
DEFENSE					
Points allowed	352	9th	Buff-237	20th	Chi-215
Total TDs allowed	41	T-9th	Buff-29	T-19th	Minn-24
Touchdowns rushing	21	12th	Clev-13	T-25th	Chi-5
Touchdowns passing	18	5th	KC-12	T-10th	GB,KC,Minn-12
Total first downs	316	8th	NE-272	21st	Minn-243
Rushing	140	12th	Hou-94	26th	Chi-76
Passing	161	4th	KC-136	9th	Minn-132
Penalty	15	T-1st	Den,NE-15	T-1st	Den,GB,NE-15
Total yards allowed	5471	10th	Buff-4578	22nd	Minn-4091
Passer tackled	36	7th	Buff-46	17th	Rams-56
Interceptions	16	T-10th	NYJ-24	T-18th	Minn-36
Fumbles recovered	13	T-10th	Hou,Ind-20	T-18th	Det,GB-21
Takeaways-Giveaways	-5	12th	NYJ-+13	21st	Minn-+23

GAME-BY-GAME REVIEW

SEATTLE 21, DENVER 14

DENVER, COLO., Sept. 4 — Seattle captured a 21-14 win over the Broncos at Mile High Stadium, Denver's first opening day loss at home since 1982. The Seahawks rushed for 178 yards, while their defense limited the Broncos' running game to 76 yards. Seattle scored the first points of the game three plays into the second quarter on a five-yard run by Curt Warner. Midway through the period, Denver's John Elway threw a one-yard TD pass to TE Orson Mobley to even the score, capping a nine-play, 74-yard drive that saw Elway complete all five passes for 46 yards. Two plays into the third period Elway was intercepted by Melvin Jenkins, who returned the ball to the Denver six-yard line. Three plays later Dave Krieg threw a three-yard TD pass to Ray Butler to put Seattle up 14-7. The Seahawk lead was increased to 21-7 late in the third quarter when Krieg threw another TD pass, this one of 14 yards to Warner. The Broncos didn't score again until just 4:14 remained in the game, as Elway led the Broncos 67 yards in five plays to score on a 20-yard pass to Mark Jackson. Seattle was able to hold on to the ball for the rest of the game to preserve the win.

Seattle	0	7	14	0	—	21
Denver	0	7	0	7	—	14

Sea-Warner 5 run (Johnson kick) (10-67)
Den-Mobley 1 pass from Elway
(Karlis kick) (9-74)
Sea-Butler 3 pass from Krieg
(Johnson kick) (3-6)
Sea-Warner 14 pass from Krieg
(Johnson kick) (7-72)
Den-Jackson 20 pass from Elway
(Karlis kick) (5-67)
Attendance — 75,986

Team Statistics	Sea	Den
First Downs	19	19
Rushes-yards	42-178	18-76
Passing yards	152	226
Sacked-yards lost	2-16	3-33
Return yards	74	56
Passes	30-14-0	45-21-2
Punts	9-47.6	9-44.8
Fumbles-lost	3-1	3-1
Penalties-yards	9-60	4-42
Time of Possession	34:13	25:47

INDIVIDUAL STATISTICS

Seattle

RUSHING — Warner 22-72, Williams 16-79, Krieg 4-27. **PASSING** — Krieg 14-30-0, 168 yards. **RECEIVING** — Williams 5-82, Largent 2-21, Butler 4-31, Blades 2-20, Warner 1-14. **INTERCEPTIONS** — Glasgow 1-19, Jenkins 1-20.

Denver

RUSHING — Dorsett 9-32, Sewell 3-16, Willhite 2-9, Winder 3-19, Elway 1-0. **PASSING** — Elway 21-45-2, 259 yards. **RECEIVING** — Johnson 5-71, Nattiel 2-15, Jackson 4-58, Sewell 5-81, Mobley 1-1, Willhite 4-33. **INTERCEPTIONS** — none.

DENVER 34, SAN DIEGO 3

DENVER, COLO., Sept. 11 — Denver pounded out a 34-3 victory over the Chargers in a game that saw Tony Dorsett post his first 100-yard performance as a Bronco (23 carries, 113 yards, one TD). John Elway threw for 259 yards and two scores, and the Bronco defense held the Chargers to 244 total yards, while posting two sacks and two interceptions. Denver's second possession of the game resulted in seven points on a 44-yard TD pass from Elway to WR Mark Jackson, and the Broncos lead increased to 10-0 minutes later when Rich Karlis nailed a 51-yard field goal. The Chargers' offense stalled after four plays, and after a punt, Denver needed just six plays to move 49 yards and score on a one-yard plunge by RB Gerald Willhite. San Diego got on the board with a 20-yard field goal by Vince Abbott later in the period. Denver's next drive began on the Bronco 33, and on first down, Elway hit WR Ricky Nattiel for a 29-yard gain. Dorsett followed with rushes of three, eight, and six yards, moving ahead of Franco Harris for third place on the NFL all-time rushers list on the third carry. On the next play he ran through the left side of the line and raced untouched for 21 yards and a score, making the score 24-3. Denver took the opening kickoff of the second half and moved 80 yards in eight plays to score on a 24-yard pass from Elway to WR Vance Johnson. The Broncos closed out the scoring early in the fourth quarter on a 38-yard Rich Karlis field goal.

San Diego	0	3	0	0	—	3
Denver	10	14	7	3	—	34

Den-Jackson 44 pass from Elway
(Karlis kick) (4-60)
Den-Karlis 51 FG (10-46)
Den-Willhite 1 run (Karlis kick) (6-49)
SD-Abbott 20 FG (7-47)
Den-Dorsett 21 run (Karlis kick) (5-67)
Den-Johnson 24 pass from Elway
(Karlis kick) (8-80)
Den-Karlis 38 FG (14-55)
Attendance — 75,359

Team Statistics	SD	Den
First downs	13	24
Rushes-yards	24-133	41-184
Passing yards	111	259
Sacked-yards lost	2-9	1-0
Return yards	31	82
Passes	30-13-2	28-17-0
Punts	6-43.7	4-40.8
Fumbles-lost	0-0	1-0
Penalties-yards	3-29	8-66
Time of Possession	24:40	35:20

INDIVIDUAL STATISTICS

San Diego

RUSHING — Anderson 9-16, Miller 1-20, Spencer 1-4, James 4-29, Malone 3-29, Adams 6-35. **PASSING** — Laufenberg 2-8-1, 5 yards, Malone 11-22-1, 115 yards. **RECEIVING** — James 5-51, Early 2-11, Bernstine 2-28, Cox 3-23, Miller 1-7. **INTERCEPTIONS** — none.

Denver

RUSHING — Dorsett 23-113, Sewell 2-6, Winder 4-21, Willhite 3-14, Elway 1-(-1), Bell 7-30, Kubiak 1-1. **PASSING** — Elway 17-28-0, 259 yards. **RECEIVING** — Jackson 2-78, Dorsett 1-10, Nattiel 6-85, Massie 1-12, Winder 1-14, Johnson 3-50, Mobley 1-6, Willhite 2-4. **INTERCEPTIONS** — Castille 1-18, Robbins 1-27.

KANSAS CITY 20, DENVER 13

KANSAS CITY, MO., Sept. 18 — The Chiefs beat a listless Denver squad 20-13, marking the Broncos' fifth loss in the last seven meetings in Arrowhead Stadium. Kansas City got the first break of the game when on Denver's first possession, Leonard Griffin forced an Orson Mobley fumble, and Dino Hackett recovered the ball on the Bronco 34. Denver's defense held the Chiefs to two yards and Kansas City settled for a 50-yard Nick Lowery field goal. The Broncos mounted a scoring drive towards the end of the first quarter. Starting on its own 48, Denver moved to the Kansas City six-yard line and John Elway threw an apparent TD pass to WR Vance Johnson, but the officials nullified the play, ruling that Johnson had stepped out of the end zone and came back into play. Two plays later Rich Karlis tied the score at 3-3 with a 23-yard field goal. Following a six-yard TD pass from Steve DeBerg to Carlos Carson, Denver again answered with a scoring drive, covering 75 yards in the nine plays and ending with an eight-yard run by Tony Dorsett. The Chiefs took the opening kickoff of the second half and scored on a 14-yard, DeBerg-to-Paul Palmer pass to stretch their lead to 17-10. The Broncos could only add a field goal, as the Chiefs went on to win, dropping Denver's record to 1-2.

Denver	3	7	0	3	—	13
Kansas City	3	7	7	3	—	20

KC-Lowery 50 FG (4-2)
Den-Karlis 23 FG (11-46)
KC-Carson 6 pass from DeBerg
(Lowery kick) (8-58)
Den-Dorsett 8 run (Karlis kick) (9-75)
KC-Palmer 14 pass from DeBerg
(Lowery kick) (14-77)
Den-Karlis 42 FG (10-57)
KC-Lowery 29 FG (11-64)
Attendance — 63,268

Team Statistics	Den	KC
First Downs	17	22
Rushes-yards	22-70	35-130
Passing yards	213	250
Sacked-yards lost	0-0	1-9
Return yards	29	5
Passes	32-15-2	35-21-0
Punts	2-43.0	6-38.2
Fumbles-lost	1-1	1-0
Penalties-yards	3-20	7-39
Time of Possession	24:02	35:58

INDIVIDUAL STATISTICS

Denver

RUSHING — Dorsett 10-35, Sewell 1-3, Winder 6-12, Elway 5-20. **PASSING** — Elway 15-32-2, 213 yards. **RECEIVING** — Mobley 4-59, Johnson 3-57, Willhite 1-11, Winder 1-0, Graddy 1-30, Dorsett 2-31, Massie 1-6, Sewell 1-12, Nattiel 1-7. **INTERCEPTIONS** — none.

Kansas City

RUSHING — Palmer 22-80, Moriarty 10-39, DeBerg 2-8, Saxon 1-3. **PASSING** — DeBerg 21-35-0, 259 yards. **RECEIVING** — Palmer 7-84, Paige 4-53, Harry 3-35, Carson 3-33, Moriarty 2-22, Roberts. **INTERCEPTIONS** — Cherry 2-4.

LOS ANGELES RAIDERS 30, DENVER 27 (OT)

DENVER, COLO., Sept. 26 — The Broncos fell to 1-3 after surrendering a 24-0 halftime lead and losing 30-27 in overtime against the Raiders in a nationally televised Monday night game. Tony Dorsett rushed a career-high 32 times for 119 yards and two TDs, and moved into second place on the NFL all-time rushing list ahead of Jim Brown. Denver punter Mike Horan set a team record by averaging 57.2 yards on five punts, with three inside of the 20, and WR Vance Johnson caught seven passes for 134 yards. Denver's second possession resulted in seven points, when on the second play, John Elway connected with Johnson for 86 yards to the Raiders' one, and two plays later Dorsett carried for a touchdown. On their next possession the Broncos took nine plays to move 64 yards and score on another Dorsett one-yard run. Midway through the second period Elway closed out a 57-yard drive with a seven-yard TD pass to RB Steve Sewell, and minutes later the Broncos added field goal for a 24-0 lead. The second half, however, belonged solely to the Raiders. QB Jay Schroeder threw two third quarter TD passes to RB Steve Smith and Chris Bahr added a field goal early in the final period to narrow Denver's lead to 24-17. The Broncos fumbled the kickoff after the field goal and the Raiders recovered on the Denver 17, tying the score five plays later on a four-yard TD run by RB Marcus Allen. Rich Karlis kicked a field goal at the three-minute mark, but the Raiders drove 53 yards in 11 plays and Bahr tied the score with eight seconds remaining on a 44-yard field goal. The Broncos' third possession in overtime turned out disastrous when Elway threw an interception to Zeph Lee, and the Raiders took over on the Denver 31. They moved the ball to the Bronco 17 and Bahr kicked the game-winner 12:35 into the overtime period.

LA Raiders	0	0	14	13	3	—	30
Denver	7	17	0	3	0	—	27

Den-Dorsett 1 run (Karlis kick) (4-86)
Den-Dorsett 1 run (Karlis kick) (9-64)
Den-Sewell 7 pass from Elway (Karlis kick) (7-57)
Den-Karlis 39 FG (6-17)
LA-Smith 40 pass from Schroeder (Bahr kick) (1-40)
LA-Smith 42 pass from Schroeder (Bahr kick) (7-91)
LA-Bahr 28 FG (10-87)
LA-Allen 4 run (Bahr kick) (5-17)
Den-Karlis 25 FG (11-53)
LA-Bahr 44 FG (11-53)
LA-Bahr 35 FG (5-14)
Attendance — 75,964

Team Statistics	LA	Den
First downs	20	23
Rushes-yards	36-128	45-189
Passing yards	235	209
Sacked-yards lost	1-7	2-11
Return yards	74	67
Passes	35-13-1	28-14-4
Punts	9-44.8	5-57.2
Fumbles-lost	0-0	3-1
Penalties-yards	9-83	6-48
Time of Possession	32:40	39:55

INDIVIDUAL STATISTICS

LA Raiders

RUSHING — Schroeder 6-36, Allen 22-56, Mueller 3-10, Brown 3-17, Smith 2-9. **PASSING** — Schroeder 13-35-1, 242 yards. **RECEIVING** — Smith 6-122, Gault 4-56, Fernandez 1-48, Allen 2-16. **INTERCEPTIONS** — Haynes 1-30, Price 1-0, Anderson 1-2, Lee 1-20.

Denver

RUSHING — Dorsett 32-119, Elway 4-2, Winder 9-68. **PASSING** — Elway 14-28-4, 220 yards. **RECEIVING** — Sewell 4-32, Johnson 7-134, Nattiel 2-33, Massie 1-21. **INTERCEPTIONS** — Fletcher 1-4.

DENVER 12, SAN DIEGO 0

SAN DIEGO, CALIF., Oct. 2 — Denver's defense held the Chargers to 11 first downs and just 20 yards rushing in a 12-0 Denver victory. Bronco kicker Rich Karlis provided all of Denver's points, converting four of seven field goal attempts. The Broncos led 6-0 at the end of the first quarter after Karlis field goals of 30 and 43 yards. Denver mounted a long drive midway through the second period, moving from their own 14-yard line to the Chargers' 20, but Karlis missed a 37-yard attempt. Denver's next drive ended with an interception, and with time running out in the half, San Diego drove into field goal range, but Vince Abbott's 34-yard attempt was blocked by DE Walt Bowyer. The Broncos first drive of the third quarter covered 75 yards in 19 plays and ate up over nine minutes, but it stalled on the Charger eight and the Broncos had to settle for a 30-yard field goal. Karlis kicked another field goal in the fourth quarter to round out the scoring.

Denver	6	0	3	3	—	12
San Diego	0	0	0	0	—	0

Den-Karlis 30 FG (7-27)
Den-Karlis 43 FG (7-48)
Den-Karlis 30 FG (18-75)
Den-Karlis 28 FG (4-9)
Attendance — 55,763

Team Statistics	Den	SD
First Downs	22	11
Rushes-yards	42-129	13-20
Passing yards	162	170
Sacked-yards lost	4-22	4-16
Return yards	91	18
Passes	29-17-1	35-18-1
Punts	3-39.0	8-43.6
Fumbles-lost	1-0	2-1
Penalties-yards	3-38	4-45
Time of Possession	37:39	22:21

INDIVIDUAL STATISTICS

Denver

RUSHING — Dorsett 19-46, Elway 8-22, Winder 11-52, Nattiel 1-(-5), Bell 2-6, Sewell 1-8. **PASSING** — Elway 17-29-1, 184 yards. **RECEIVING** — Sewell 3-53, Kay 5-41, Nattiel 4-45, Johns 3-28, Dorsett 2-17. **INTERCEPTIONS** — Harden 1-34.

San Diego

RUSHING — Anderson 10-16, Laufenberg 3-4. **PASSING** — Laufenberg 11-21-0, 104 yards, Malone 7-14-1, 82 yards. **RECEIVING** — Anderson 2-10, James 3-21, Miller 2-26, Flutie 4-38, Holland 1-19, Cox 3-29, Early 2-36, Bernstine 1-7. **INTERCEPTIONS** — Byrd 1-12.

DENVER 16, SAN FRANCISCO 13 (OT)

SAN FRANCISCO, CALIF., Oct. 9 — Denver CB Steve Wilson intercepted a Steve Young pass to set up Rich Karlis's game winning field goal in overtime at wind-blown Candlestick Park. Denver's Sammy Winder rushed for 100 yards and San Francisco RB Roger Craig tallied 143 yards on the ground. The 49ers scored first on a 37-yard field goal late in the first quarter, but Denver's next drive covered 69 yards in 14 plays, and ended with a 27-yard Karlis field goal. Midway through the second period San Francisco moved 95 yards in eight plays and scored on a six-yard quarterback draw by QB Joe Montana. Both teams added field goals in the third period as San Francisco led 13-6. Early in the fourth quarter Denver NT Greg Kragen recovered a Montana fumble, giving the Broncos the ball at their own 42-yard line. Eight plays into the drive Denver faced a second-and-17 situation from the 49er 26 when QB Gary Kubiak, who had replaced John Elway for one play, gained 13 yards on a quarterback draw, and five more yards were tacked onto the gain after a face mask penalty. Elway returned to the game to throw an eight-yard TD pass to Vance Johnson, and Karlis's PAT knotted the game at 13-13. The Broncos' next drive ended at the 49er 17-yard line where Karlis missed a 34-yard field goal with five seconds left in regulation, sending the game into overtime. Bronco CB Mark Haynes's interception ended San Francisco's first OT possession, but Denver was unable to move the ball and had to punt. P Mike Horan's kick was downed at the San Francisco five, and on the third play of the 49ers' possession, Wilson picked off Young's pass and returned it to the five. Two plays later Karlis kicked a 22-yard field goal to give the Broncos the victory.

Denver	0	3	3	7	3	—	16
San Francisco	3	7	3	0	0	—	13

SF-Cofer 37 FG (5-32)
Den-Karlis 27 FG (14-69)
SF-Montana 6 run (Cofer kick) (8-95)
Den-Karlis 27 FG (10-61)
SF-Cofer 27 FG (12-55)
Den-Johnson 8 pass from Elway (Karlis kick) (9-58)
Den-Karlis 22 FG (2-0)
Attendance — 61,711

Team Statistics	Den	SF
First downs	24	21
Rushes-yards	31-147	48-246
Passing yards	167	171
Sacked-yards lost	5-43	3-20
Return yards	24	47
Passes	39-21-2	28-12-3
Punts	6-45.2	4-43.3
Fumbles-lost	2-1	2-1
Penalties-yards	5-40	14-93
Time of Possession	32:44	35:27

INDIVIDUAL STATISTICS

Denver

RUSHING — Winder 17-100, Elway 5-16, Dorsett 5-12, Kubiak 1-13, Willhite 2-6, Sewell 1-0. **PASSING** — Elway 21-39-2, 210 yards. **RECEIVING** — Johnson 8-85, Willhite 5-38, Kay 4-44, Dorsett 2-7, Mobley 1-28, Sewell 1-8. **INTERCEPTIONS** — Wilson 1-7, Bowyer 1-1, Haynes 1-0.

San Francisco

RUSHING — Craig 26-143, Rathman 11-55, Rice 2-27, Montana 6-13, Young 2-8. **PASSING** — Montana 12-24-1, 191 yards, Young 0-3-2, Sydney 0-1-0. **RECEIVING** — Rathman 5-27, Rice 3-78, Craig 2-18, Taylor 1-55, Wilson 1-13. **INTERCEPTIONS** — Turner 1-2, McKyer 1-0.

DENVER 30, ATLANTA 14

DENVER, COLO., Oct. 16 — Denver won its third straight game and increased its record to 4-3 with a 30-14 victory over the Falcons. Denver was led on offense by RB Tony Dorsett (17 carries, 86 yards) and WR Ricky Nattiel (six receptions, 83 yards). QB John Elway suffered a sprained ankle midway through the third quarter and he was replaced by Gary Kubiak. After a scoreless first quarter, the Broncos turned their first possession of the second quarter into seven points, moving 81 yards in nine plays to score on a 14-yard pass from Elway to WR Mark Jackson. Atlanta tied the score with 39 seconds left in the half on a one-yard run by John Settle. Denver's lead increased to 14-7 when Sammy Winder scored on a one-yard run, culminating Denver's initial possession of the third quarter. The Broncos added a field goal before Atlanta scored again, this time on a one-yard pass from QB Steve Dils to Settle. Kubiak immediately directed a 65-yard drive that ended with a 41-yard Rich Karlis field goal. On the first play of the Broncos' next drive, Kubiak combined with RB Steve Sewell on a 68-yard TD pass play to boost Denver's lead to 27-14. Atlanta's next two drives ended with interceptions by LB Rick Dennison and CB Jeremiah Castille and another Karlis field goal closed out the scoring.

Atlanta	0	7	0	7	—	14
Denver	0	7	10	13	—	30

Den-Jackson 14 pass from Elway (Karlis kick) (9-81)
Atl-Settle 1 run (Davis kick) (13-65)
Den-Winder 1 run (Karlis kick) (11-68)
Den-Karlis 47 FG (4-(-2))
Atl-Settle 1 pass from Dils (Davis kick) (14-82)
Den-Karlis 41 FG (9-56)
Den-Sewell 68 pass from Kubiak (Karlis kick) (1-68)
Den-Karlis 50 FG (4-4)
Attendance — 75,287

Team Statistics	Atl	Den
First Downs	20	21
Rushes-yards	34-174	32-104
Passing yards	137	302
Sacked-yards lost	3-19	2-15
Return yards	28	66
Passes	34-19-2	36-20-0
Punts	7-45.3	3-48.7
Fumbles-lost	2-1	2-1
Penalties-yards	5-33	1-5
Time of possession	30:15	29:45

INDIVIDUAL STATISTICS

Atlanta

RUSHING — Settle 25-125, Dixon 2-8, Lang 6-40, Primus 1-1. **PASSING** — Dils 19-34-2, 156 yards. **RECEIVING** — Primus 1-1, Settle 7-46, Whisenhunt 3-32, Haynes 1-15, Lang 4-31, Dixon 2-22, Hester 1-9. **INTERCEPTIONS** — none.

Denver

RUSHING — Dorsett 17-86, Winder 11-14, Elway 1-9, Sewell 1-(-6), Johnson 1-1, Kubiak 1-0. **PASSING** — Elway 16-26-0, 235 yards, Kubiak 4-10-0, 82 yards. **RECEIVING** — Nattiel 6-83, Dorsett 3-19, Kay 2-47, Mobley 2-19, Willhite 2-11, Johnson 2-53, Jackson 1-14, Winder 1-3, Sewell 1-68. **INTERCEPTIONS** — Dennison 1-29, Castille 1-0.

PITTSBURGH 39, DENVER 21

PITTSBURGH, PA., Oct. 23 — Pittsburgh built up a 27-0 halftime lead en route to a 39-21 drubbing of the Broncos, who were without the services of QB John Elway. The Steelers rushed for 256 yards and limited the Denver ground game to just 45 yards. Pittsburgh scored on the third play of the game when RB Rodney Carter ran around right end for a 64-yard TD on a third-and-one play. Three plays after an interception that set the Steelers up on the Bronco 17, QB Todd Blackledge scored on a one-yard run to put Pittsburgh up 14-0. Before halftime Pittsburgh added another TD and two field goals. Denver's Tyrone Braxton halted the first Steeler drive of the second half with an interception, leading to a 17-yard TD pass from QB Gary Kubiak to TE Clarence Kay. Pittsburgh added three field goals before the Broncos scored on a 14-yard, Kubiak-to-Kay pass. Ken Karcher replaced Kubiak on Denver's next possession, and three plays into the drive he combined with WR Ricky Nattiel for a 74-yard TD pass play. Pittsburgh's Gary Anderson kicked his sixth field goal of the day to round out the scoring.

Denver	0	0	7	14	—	21
Pittsburgh	14	13	3	9	—	39

Pitt-Carter 64 run (Anderson kick) (3-73)
Pitt-Blackledge 1 run (Anderson kick) (3-17)
Pitt-Anderson 30 FG (9-66)
Pitt-Carter 10 pass from Blackledge (Anderson kick) (6-68)
Pitt-Anderson 32 FG (11-48)
Den-Kay 17 pass from Kubiak (Karlis kick) (3-33)
Pitt-Anderson 21 FG (4-8)
Pitt-Anderson 37 FG (4-9)
Pitt-Anderson 22 FG (6-13)
Den-Kay 14 pass from Kubiak (Karlis kick) (7-49)
Den-Nattiel 74 pass from Karcher (Karlis kick) (2-80)
Pitt-Anderson 30 FG (9-35)
Attendance — 49,811

Team Statistics	Den	Pitt
First downs	15	18
Rushes-yards	20-45	47-256
Passing yards	278	130
Sacked-yards lost	1-7	3-15
Return yards	6	72
Passes	39-21-3	18-10-1
Punts	4-46.0	3-48.7
Fumbles-lost	5-1	2-1
Penalties-yards	6-42	11-101
Time of Possession	23:50	36:10

INDIVIDUAL STATISTICS

Denver

RUSHING — Dorsett 12-24, Winder 2-(-3), Willhite 2-5, Kubiak 4-19. **PASSING** — Kubiak 15-27-3, 157 yards, Karcher 6-12-0, 128 yards. **RECEIVING** — Kay 4-56, Winder 3-19, Willhite 4-29, Jackson 2-37, Nattiel 3-102, Dorsett 1-5, Johnson 2-19, Sewell 2-18. **INTERCEPTIONS** — Braxton 1-6.

Pittsburgh

RUSHING — Carter 11-105, Pollard 9-24, Hoge 21-94, Blackledge 4-7, Lipps 1-23, Williams 1-3. **PASSING** — Blackledge 9-17-1, 129 yards, Carter 1-1-0, 16 yards, Lipps 0-0-0. **RECEIVING** — Carter 2-19, Hoge 4-66, Johnson 2-28, Lipps 2-32. **INTERCEPTIONS** — Hinkle 1-1, Woodson 1-29, Gowdy 1-24.

INDIANAPOLIS 55, DENVER 23

INDIANAPOLIS, IND., Oct. 31 — Eric Dickerson ran for 159 yards and four TDs to spark the Colts' 55-23 pounding of Denver in a nightmarish Halloween Monday night game in the Hoosier Dome. The Broncos lost four fumbles, were penalized 12 times for 82 yards, and gave up the most points in a game since 1968. Dickerson scored all four of his TDs before the 11-minute mark of the second quarter as the Colts quickly built a 31-0 lead. The Broncos finally got on the scoreboard on a two-yard pass from QB John Elway to RB Steve Sewell, but that was matched on the Colts' next possession, with QB Gary Hogeboom throwing a 53-yard TD pass to WR Bill Brooks. Denver added a field goal and Indianapolis scored another TD to make their halftime lead 45-10. Denver's Gary Kubiak threw touchdown passes to WR Vance Johnson and Sewell in the second half but the Broncos never threatened the Colts' gargantuan lead.

Denver	0	10	0	13	—	23
Indianapolis	21	24	3	7	—	55

Ind-Dickerson 12 run (Biasucci kick) (6-69)
Ind-Dickerson 11 run (Biasucci kick) (2-10)
Ind-Dickerson 1 run (Biasucci kick) (5-22)
Ind-Biasucci 31 FG (4-5)
Ind-Dickerson 41 run (Biasucci kick) (1-41)
Den-Sewell 2 pass from Elway (Karlis kick) (5-90)
Ind-Brooks 53 pass from Hogeboom (Biasucci kick) (5-65)
Den-Karlis 27 FG (11-63)
Ind-Verdin 40 pass from Chandler (Biasucci kick) (2-55)
Ind-Biasucci 27 FG (15-68)
Ind-Bentley 4 run (Biasucci kick) (12-85)
Den-Johnson 7 pass from Kubiak (kick failed) (11-77)
Den-Sewell 48 pass from Kubiak (Karlis kick) (3-54)
Attendance — 60,544

Team Statistics	Den	Ind
First Downs	22	23
Rushes-yards	20-131	46-244
Passing yards	266	220
Sacked-yards lost	3-30	0-0
Return yards	0	5
Passes	44-27-0	15-11-0
Punts	4-34.0	1-43.0
Fumbles-lost	5-4	1-1
Penalties-yards	12-82	6-55

INDIVIDUAL STATISTICS

Denver

RUSHING — Nattiel 1-29, Sewell 1-25, Dorsett 6-22, Kubiak 4-21, Elway 2-20, Winder 6-14. **PASSING** — Elway 15-27-0, 158 yards, Kubiak 12-16-0, 138 yards, Nattiel 0-1-0. **RECEIVING** — Sewell 6-82, Johnson 7-79, Jackson 2-52, Nattiel 6-42, Dorsett 1-15, Winder 2-14, Kay 2-8, Kelly 1-4. **INTERCEPTIONS** — none.

Indianapolis

RUSHING — Dickerson 21-159, Bentley 12-55, Wonsley 7-11, Chandler 3-8, Verdin 1-8, Hogeboom 2-3. **PASSING** — Chandler 10-13-0, 167 yards, Hogeboom, 1-2-0, 53 yards. **RECEIVING** — Brooks 3-108, Bouza 3-50, Verdin 1-40, Boyer 2-21, Bentley 1-4, Donaldson 1-(-3). **INTERCEPTIONS** — none.

DENVER 17, KANSAS CITY 11

DENVER, COLO., Nov. 6 — Denver's defense kept the Chiefs out of the end zone as the Broncos evened their record at 5-5 with a 17-11 victory over Kansas City in the friendly confines of Mile High Stadium. The Chiefs took the opening kickoff and drove to the Broncos' eight-yard line before FS Mike Harden picked off a Bill Kenney pass. With the ball at Denver's two-yard line, RB Tony Dorsett ran right on first down but was tackled in the endzone for a safety by LB Dino Hackett to give Kansas City an early 2-0 lead. The Chiefs' next drive stalled, and following a punt, Denver drove 71 yards in 12 plays to score on a six-yard pass from QB John Elway to WR Vance Johnson. With just over two minutes remaining in the first half Denver SS Dennis Smith stripped Kansas City WR Stephon Paige of the ball and SS Randy Robbins recovered it on the Chiefs' 21-yard line. Three plays later RB Sammy Winder scored on a one-yard run. Kansas City added a field goal to make the score at halftime 14-5 in favor of Denver. Neither team could get into the endzone in the second half, with the only scoring coming on two field goals by Kansas City's Nick Lowery and one by the Broncos' Rich Karlis.

Kansas City	2	3	3	3	—	11
Denver	0	14	0	3	—	17

KC-Dorsett tackled in end zone by Hackett
Den-Johnson 6 pass from Elway
(Karlis kick) (12-71)
Den-Winder 1 run (Karlis kick) (3-21)
KC-Lowery 46 FG (9-54)
KC-Lowery 29 FG (7-32)
Den-Karlis 42 FG (11-55)
KC-Lowery 34 FG (10-64)
Attendance — 74,227

Team Statistics	KC	Den
First downs	16	23
Rushes-yards	26-90	37-131
Passing yards	183	177
Sacked-yards lost	2-10	1-6
Return yards	29	40
Passes	27-16-1	29-14-2
Punts	3-55.3	1-19.0
Fumbles-lost	2-2	2-0
Penalties-yards	8-63	7-60
Time of Possession	25:47	34:13

INDIVIDUAL STATISTICS

Kansas City

RUSHING — Okoye 7-22, Palmer 7-25, Saxon 3-14, Heard 8-27, Kenney 1-2. **PASSING** — Kenney 16-27-1, 193 yards. **RECEIVING** — Carson 4-51, Palmer 2-12, Okoye 1-8, Hayes 3-39, Paige 4-44, Harry 2-39. **INTERCEPTIONS** — Stensrud 1-5, Hill 1-24.

Denver

RUSHING — Winder 17-64, Dorsett 10-44, Elway 6-12, Sewell 2-6, Jackson 1-5, Kubiak 1-0. **PASSING** — Elway 14-28-2, 183 yards, Sewell 0-1-0. **RECEIVING** — Johnson 6-72, Sewell 1-11, Jackson 3-42, Nattiel 3-45, Winder 1-13. **INTERCEPTIONS** — Harden 1-2.

DENVER 30, CLEVELAND 7

DENVER, COLO., Nov. 13 — The Broncos converted four Cleveland turnovers into points en route to a 30-7 victory in a rematch of the 1986 and 1987 AFC Championship Game participants. The win was Denver's 10th straight over the Browns. Denver's defense was led by LB Simon Fletcher, who recorded two sacks, a forced fumble, and a fumble recovery. Cleveland was limited to 227 total yards, sacked six times, and held the ball for just 21:04. Browns' RB Tim Manoa fumbled on the first play of the game and SS Dennis Smith recovered the ball on the Cleveland 22. The Broncos could get only as far as the four-yard line and settled for an 18-yard field goal. Denver moved 53 yards in eight plays on its next possession, scoring on a three-yard pass from QB John Elway to TE Orson Mobley. After the next Browns' drive was stymied, Denver drove deep into Cleveland territory, but had to settle for a field goal. Bronco CB Jeremiah Castille intercepted a Bernie Kosar pass minutes later and returned it to the Cleveland 17-yard line. A pass interference penalty on the Browns moved the ball to the one-yard line, and RB Gerald Willhite plunged into the end zone to give the Broncos a 20-0 lead. On

the next play from scrimmage Kosar completed a pass to WR Reggie Langhorne, who fumbled when hit by DE Walt Bowyer, and Fletcher recovered for Denver on the Cleveland 30. Six plays later K Rich Karlis nailed his third field goal of the day. Fletcher stripped Cleveland WR Clarence Weathers of the ball six plays into the Browns' next possession and CB Steve Wilson recovered the fumble on the Denver 33. Moving in their two-minute offense, the Broncos took seven plays to score again, this time on a five-yard pass from Elway to RB Steve Sewell. Although the Browns scored a touchdown on their first possession of the second half, they got no farther than their own 23-yard line the rest of the game. Denver held the ball for 12:37 in the final period.

Cleveland	0	0	7	0	—	7
Denver	10	20	0	0	—	30

Den-Karlis 18 FG (5-20)
Den-Mobley 11 pass from Elway
(Karlis kick) (8-53)
Den-Karlis 22 FG (15-73)
Den-Willhite 1 run (Karlis kick) (1-17)
Den-Karlis 32 FG (6-16)
Den-Sewell 5 pass from Elway
(Karlis kick) (7-67)
Clev-Byner 2 run (Bahr kick) (12-75)
Attendance — 75,806

Team Statistics	Clev	Den
First Downs	15	27
Rushes-yards	17-87	40-120
Passing yards	140	215
Sacked-yards lost	6-35	0-0
Return yards	9	79
Passes	30-19-1	32-22-0
Punts	5-38.6	2-52.0
Fumbles-lost	3-3	1-0
Penalties-yards	11-86	4-47
Time of possession	21:04	38:56

INDIVIDUAL STATISTICS

Cleveland

RUSHING — Manoa 4-18, Byner 11-60, Kosar 1-(-1), Fontenot 1-10. **PASSING** — Kosar 19-30-1, 175 yards. **RECEIVING** — Fontenot 1-1, Byner 4-36, Brennan 5-59, Newsome 1-8, Tennel 1-8, Langhorne 1-10, Weathers 4-44, Young 1-9. **INTERCEPTIONS** — none.

Denver

RUSHING — Dorsett 14-42, Sewell 5-4, Winder 13-12, Willhite 2-3, Elway 3-34, Nattiel 2-26, Kubiak 1-(-1). **PASSING** — Elway 21-30-0, 207 yards, Dorsett 0-1-0, Kubiak 1-1-0, 8 yards. **RECEIVING** — Mobley 6-55, Jackson 2-31, Johnson 3-40, Kay 2-17, Sewell 4-39, Nattiel 1-7, Willhite 4-26. **INTERCEPTIONS** — Castille 1-33.

NEW ORLEANS 42, DENVER 0

NEW ORLEANS, LA., Nov. 20 — The Broncos were shut out for the first time since Sept. 9, 1984, losing 42-0 to New Orleans. The Saints outrushed Denver 196 yards to 52 and held the ball for almost 36 minutes. New Orleans scored TDs on its first two possessions before Denver moved into scoring position early in the second quarter. On the 14th play of Denver's drive, QB John Elway hit TE Orson Mobley for an apparent touchdown, but an offensive interference penalty wiped out the play and moved the Broncos back to the New Orleans 17-yard line. Unable to move the ball, Denver attempted a field goal, but K Rich Karlis's 35-yard attempt sailed wide left. The Saints capitalized, going 80 yards in 10 plays to score on a 40-yard pass from QB Bobby Hebert to WR Eric Martin. The Broncos' next two first half possessions ended with an interception and another missed field goal attempt. The Broncos were unable to move the ball on their first drive of the second half and punted, with the Saints' Mel Gray returning it for 66 yards and a score to give his team a 28-0 lead. New Orleans scored TDs on both of its remaining second-half drives, and although the Broncos got as far as the Saints' three-yard line, the game ended as a shut out.

Denver	0	0	0	0	—	0
New Orleans	14	7	14	7	—	42

NO-Mayes 2 run (Andersen kick) (12-76)
NO-Hilliard 2 run (Andersen kick) (10-59)
NO-Martin 40 pass from Hebert
(Andersen kick) (9-80)
NO-Gray 66 punt return (Andersen kick)
NO-Tice 8 pass from Hebert
(Andersen kick) (13-59)
NO-Martin 6 pass from Hebert
(Andersen kick) (17-97)
Attendance — 68,075

Team Statistics	Den	NO
First downs	17	28
Rushes-yards	15-52	43-196
Passing yards	206	189
Sacked-yards lost	1-9	1-5
Return yards	8	107
Passes	44-24-1	23-20-0
Punts	3-40.7	1-36.0
Fumbles-lost	0-0	0-0
Penalties-yards	5-41	5-57
Time of Possession	24:19	35:41

INDIVIDUAL STATISTICS

Denver

RUSHING — Nattiel 1-1, Winder 7-24, Elway 3-22, Dorsett 2-3, Willhite 2-2. **PASSING** — Elway 18-36-1, 166 yards, Kubiak 6-8-0, 49 yards. **RECEIVING** — Kay 3-36, Nattiel 4-34, Johnson 4-47, Jackson 5-51, Mobley 2-11, Sewell 2-5, Willhite 4-31. **INTERCEPTIONS** — none.

New Orleans

RUSHING — Mayes 25-115, Hilliard 9-55, Hill 1-2, Hebert 4-6, Hansen 1-10, Jordan 3-8. **PASSING** — Hebert 20-23-0, 194 yards. **RECEIVING** — Tice 3-25, Mayes 2-11, Martin 8-111, Brenner 1-5, Perriman 2-10, Hebert 1-2, Hilliard 1-9, Hill 2-21. **INTERCEPTIONS** — Hansen 1-36.

DENVER 35, LOS ANGELES RAMS 24

DENVER, COLO., Nov. 27 — The Broncos blew open a close game in the second and third quarters and went on to capture a 35-24 win over the Los Angeles Rams. Denver was led on offense by QB John Elway, who threw for 272 yards and three touchdowns and rushed for a team-high 42 yards and a TD, and WR Mark Jackson, who set career highs with six receptions for 140 yards and two TDs. The Rams scored the only points of the first period on a two-yard pass from QB Jim Everett to WR Henry Ellard. Denver tied the score early in the second quarter on a 39-yard pass from Elway to Jackson, but a Mike Lansford field goal minutes later put the Rams up 10-7. Denver's next drive ended with an interception, and Los Angeles drove to the Bronco 11, but Lansford's field goal attempt hit the right upright. Nine plays into Denver's next drive, which began at the Bronco 20, Elway ran for 21 yards to the Los Angeles one, and two plays later he snuck into the end zone to give Denver a 14-10 lead. With only 36 seconds left in the half, the Rams drove into field goal range, but Lansford's 34-yard field goal attempt hit the left upright. The Broncos scored TDs on their first two plays from scrimmage in the second half, first on a 58-yard pass from Elway to Jackson, and after a fumble on the kickoff was recovered by Denver's Steve Bryan, Elway threw a 14-yard scoring pass to WR Vance Johnson. The Broncos scored again later in the period when Elway handed off to RB Tony Dorsett and he threw a seven-yard TD pass to RB Sammy Winder. The Rams were able to score two touchdowns but Denver held on for the victory.

LA Rams	7	3	7	7	—	24
Denver	0	14	21	0	—	35

LA-Ellard 23 pass from Everett (Lansford kick) (9-73)
Den-Jackson 39 pass from Elway (Karlis kick) (1-39)
LA-Lansford 23 FG (9-52)
Den-Elway 1 run (Karlis kick) (11-80)
Den-Jackson 58 pass from Elway (Karlis kick) (1-58)
Den-V. Johnson 14 pass from Elway (Karlis kick) (1-14)
Den-Winder 7 pass from Dorsett (Karlis kick) (10-54)
LA-Ellard 54 pass from Everett (Lansford kick) (4-80)
LA-Bell 1 run (Lansford kick) (7-36)
Attendance — 74,141

Team Statistics	LA	Den
First Downs	28	19
Rushes-yards	27-132	28-98
Passing yards	352	270
Sacked-yards lost	2-13	1-9
Return yards	58	11
Passes	47-25-1	37-22-1
Punts	5-37.2	7-44.9
Fumbles-lost	2-2	1-0
Penalties-yards	3-14	3-25
Time of possession	28:29	31:31

INDIVIDUAL STATISTICS

LA Rams

RUSHING — Bell 22-112, White 4-13, Everett 1-7. **PASSING** — Everett 25-47-1, 365 yards. **RECEIVING** — Johnson 2-28, Ellard 11-167, Cox 1-12, Bell 3-16, Anderson 2-79, Holohan 4-42, Delpino 1-14, McGee 1-7. **INTERCEPTIONS** — Kelm 1-9.

Denver

RUSHING — Elway 7-42, Dorsett 7-21, Winder 11-30, Sewell 2-5. **PASSING** — Elway 21-36-1, 272 yards, Dorsett 1-1-0, 7 yards. **RECEIVING** — Kay 2-22, Jackson 6-140, Sewell 1-14, Mobley 1-16, J. Johnson 1-6, Winder 2-15, V. Johnson 3-32, Willhite 4-34, Dorsett 2-0. **INTERCEPTIONS** — Harden 1-0.

LOS ANGELES RAIDERS 21, DENVER 20

LOS ANGELES, CALIF., Dec. 4 — Denver's second half comeback attempt fell one point short as the Raiders swept the season series with a 21-20 victory. Bronco WR Mark Jackson set career highs for the second straight week with seven receptions for 145 yards and QB John Elway had his only 300-yard game of the 1988 campaign, finishing with 324 yards, two TDs, and three interceptions, one of which turned out to be disastrous. The Raiders took a 14-0 lead into the dressing room at halftime, scoring on a four-yard run

by RB Bo Jackson and a 45-yard pass from QB Jay Schroeder to RB Steve Smith. The Broncos' first drive of the second half began at the Raider 45, and Elway led the team down to the Los Angeles eight before he was intercepted by DE Greg Townsend. Townsend rambled untouched for 86 yards and a score to make the Raider lead 21-0. Bronco K Rich Karlis kicked two field goals, and after a Bo Jackson fumble, Denver drove 47 yards in nine plays to score on a six-yard pass from Elway to TE Clarence Kay. After the next Raider drive was stuffed, the Broncos began on their own seven-yard line. Five plays into the drive Elway combined with Mark Jackson for a 63-yard play, and two plays later Elway hit Kay for a four-yard touchdown. Los Angeles started its next drive on its own five-yard line, and although the Raiders had been unable to generate much of an offense in the second half, they held onto the ball for all but the final play of the game to preserve the win.

Denver	0	0	13	7	—	20
LA Raiders	7	7	7	0	—	21

LA-Jackson 4 run (Bahr kick) (13-59)
LA-Smith 45 pass from Schroeder (Bahr kick) (2-53)
LA-Townsend 86 interception return (Bahr kick)
Den-Karlis 29 FG (4-53)
Den-Karlis 36 FG (8-25)
Den-Kay 6 pass from Elway (Karlis kick) (9-47)
Den-Kay 4 pass from Elway (Karlis kick) (7-93)
Attendance — 65,561

Team Statistics	Den	LA
First downs	20	14
Rushes-yards	16-50	36-129
Passing yards	297	87
Sacked-yards lost	3-27	4-44
Return yards	20	116
Passes	49-29-3	19-10-1
Punts	6-41.3	9-42.4
Fumbles-lost	3-0	3-1
Penalties-yards	6-45	5-80
Time of Possession	28:53	31:07

INDIVIDUAL STATISTICS

Denver

RUSHING — Dorsett 5-18, Winder 5-10, Elway 2-13, Sewell 2-6, J. Johnson 1-3, Kubiak 1-0. **PASSING** — Elway 29-49-3, 324 yards. **RECEIVING** — Jackson 7-145, Kay 5-43, Nattiel 4-40, V. Johnson 4-27, Sewell 3-19, Willhite 2-21, Mobley 2-16, Dorsett 1-9, Winder 1-4. **INTERCEPTIONS** — Harden 1-0.

LA Raiders

RUSHING — Allen 13-57, Jackson 14-49, Smith 4-15, Schroeder 5-8. **PASSING** — Schroeder 10-19-1, 131 yards. **RECEIVING** — Allen 3-25, Smith 2-58, Brown 2-15, Fernandez 1-15, Parker 1-9, Lofton 1-9. **INTERCEPTIONS** — Townsend 1-86, Fellows 1-0, McElroy 1-0.

SEATTLE 42, DENVER 14

SEATTLE, WASH., Dec. 11 — Denver was eliminated from playoff contention after losing to Seattle 42-14 in a nationally televised Sunday night game. The Seahawks scored on their first six possessions and posted 230 yards rushing, including one-hundred-yard efforts by RB Curt Warner and RB John L. Williams. Denver's WR Mark Jackson posted his third straight 100-yard receiving game (7-137). The Seahawks went 97 yards in 12 plays on their first drive to score on a 14-yard pass from QB Dave Krieg to Williams. Seattle's next drive covered 48 yards in eight plays, and Warner's two-yard TD run made the score 14-0. Bronco QB John Elway hit Jackson for a 35-yard gain on first down as Denver began a scoring drive of its own. The Broncos traveled 80 yards in six plays to score on a 15-yard, Elway-to-Jackson pass to cut the Seahawk lead to 14-7. Seattle however, scored touchdowns on both of its next drives and took a 28-7 lead into the dressing room at halftime. The Seahawks pounded out two more TDs in their initial third quarter drives to increase the lead to 42-7. The Broncos did not score again until just 35 seconds remained in the game, with Steve Sewell scoring from three yards out.

Denver	0	7	0	7	—	14
Seattle	7	21	14	0	—	42

Sea-Williams 14 pass from Krieg (Johnson kick) (12-97)
Sea-Warner 1 run (Johnson kick) (8-48)
Den-Jackson 15 pass from Elway (Karlis kick) (6-80)
Sea-Warner 1 run (Johnson kick) (9-55)
Sea-Spagnola 7 pass from Krieg (Johnson kick) (10-75)
Sea-Warner 13 run (Johnson kick) (7-81)
Sea-Warner 12 run (Johnson kick) (10-80)
Den-Sewell 3 run (Karlis kick) (11-95)
Attendance — 62,838

Team Statistics	Den	Sea
First Downs	25	30
Rushes-yards	20-101	45-230
Passing yards	301	220
Sacked-yards lost	4-32	0-0
Return yards	0	8
Passes	41-26-0	22-19-0
Punts	3-39.0	2-40.0
Fumbles-lost	2-1	0-0
Penalties-yards	7-85	8-66
Time of possession	25:21	34:39

INDIVIDUAL STATISTICS

Denver

RUSHING — Winder 8-42, Sewell 7-30, Kubiak 1-15, Elway 4-14. **PASSING** — Elway 21-34-0, 270 yards, Kubiak 5-7-0, 63 yards. **RECEIVING** — Jackson 7-137, Sewell 4-65, Johnson 4-55, Kay 4-29, Nattiel 3-33, Winder 3-7, Mobley 1-7. **INTERCEPTIONS** — none.

Seattle

RUSHING — Warner 23-126, Williams 20-109, Stouffer 1-(-2), Krieg 1-(-3). **PASSING** — Krieg 19-22-0, 220 yards. **RECEIVING** — Williams 7-74, Largent 3-76, Blades 3-27, Spagnola 2-19, Tice 2-14, Warner 2-10. **INTERCEPTIONS** — none.

DENVER 21, NEW ENGLAND 10

DENVER, COLO., Dec. 17 — The Broncos ended the 1988 campaign on a positive note by beating the Patriots 21-10 in a nationally televised Saturday afternoon game. New England got the first break of the game when CB Raymond Clayborn picked off a John Elway pass and returned it to the Bronco 40. Five plays later rookie RB John Stephens scored on a 23-yard run to give the Patriots an early 7-0 lead. Tony Dorsett scampered for 26 yards on the first play of Denver's next drive, beginning a 13-play, 74-yard march that ended with a one-yard TD run by RB Sammy Winder. The Broncos' next possession covered 80 yards in 10 plays, including a 33-yard pass from Elway to WR Mark Jackson, and Denver took a 14-7 lead on a five-yard run by Dorsett. The Patriots added a field goal minutes later, and after they recovered a Bronco fumble, they attempted another field goal just before halftime but it sailed wide left. Neither team scored again until Winder got in the end zone on a four-yard run midway through the fourth quarter, making the score 21-10 in Denver's favor. New England saw two of its three remaining drives end with interceptions and one end on downs as the Broncos held on to win.

New England	7	3	0	0	—	10
Denver	7	7	0	7	—	21

NE-Stephens 23 run (Staurovsky kick) (5-40)
Den-Winder 1 run (Karlis kick) (13-74)
Den-Dorsett 5 run (Karlis kick) (10-80)
NE-Staurovsky 32 FG (14-74)
Den-Winder 4 run (Karlis kick) 6-58)
Attendance — 70,910

Team Statistics

	NE	Den
First downs	18	20
Rushes-yards	33-165	37-188
Passing yards	186	143
Sacked-yards lost	2-17	1-6
Return yards	27	72
Passes	39-22-2	29-14-1
Punts	6-41.7	6-43.7
Fumbles-lost	0-0	2-1
Penalties-yards	8-52	5-31
Time of Possession	32:02	27:58

INDIVIDUAL STATISTICS

New England

RUSHING — Stephens 17-130, Perryman 9-16, Dupard 4-13, Eason 2-4, Tatupu 1-2. **PASSING** — Eason 12-16-0, 94 yards, Grogan 10-22-1, 109 yards, Flutie 0-1-1. **RECEIVING** — Morgan 5-60, Stephens 3-29, Tatupu 3-19, Martin 2-22, Dupard 5-33, Jones 3-33, Perryman 1-7. **INTERCEPTIONS** — Clayborn 1-27.

Denver

RUSHING — Sewell 4-32, Dorsett 10-86, Winder 19-64, Elway 2-9, Kubiak 2-(-3). **PASSING** — Elway 14-29-1, 149 yards, Kubiak 0-0-0. **RECEIVING** — Jackson 5-67, Johnson 4-47, Dorsett 1-9, Winder 2-14, Kay 1-9, Nattiel 1-3. **INTERCEPTIONS** — Braxton 1-0, Robbins 1-39.

1988 FINAL STANDINGS American Football Conference

	Eastern Division			Pct.	Pts.	Opp.
	W	L	T			
*Buffalo	12	4	0	.750	329	237
Indianapolis	9	7	0	.563	354	315
New England	9	7	0	.563	250	284
N.Y. Jets	8	7	1	.531	372	354
Miami	6	10	0	.375	319	380

	Central Division			Pct.	Pts.	Opp.
	W	L	T			
*Cincinnati	12	4	0	.750	448	329
**Cleveland	10	6	0	.625	304	288
**Houston	10	6	0	.625	424	365
Pittsburgh	5	11	0	.313	336	421

	Western Division			Pct.	Pts.	Opp.
	W	L	T			
*Seattle	9	7	0	.563	339	329
Denver	8	8	0	.500	327	352
L.A. Raiders	7	9	0	.438	325	369
San Diego	6	10	0	.375	231	332
Kansas City	4	11	1	.281	254	320

National Football Conference

	Eastern Division			Pct.	Pts.	Opp.
	W	L	T			
*Philadelphia	10	6	0	.625	379	319
N.Y. Giants	10	6	0	.625	359	304
Washington	7	9	0	.438	345	387
Phoenix	7	9	0	.438	344	398
Dallas	3	13	0	.188	265	381

	Central Division			Pct.	Pts.	Opp.
	W	L	T			
*Chicago	12	4	0	.750	312	215
**Minnesota	11	5	0	.688	406	233
Tampa Bay	5	11	0	.313	261	350
Detroit	4	12	0	.250	220	313
Green Bay	4	12	0	.250	240	315

	Western Division			Pct.	Pts.	Opp.
	W	L	T			
*San Francisco	10	6	0	.625	369	294
**L.A. Rams	10	6	0	.625	407	293
New Orleans	10	6	0	.625	312	283
Atlanta	5	11	0	.313	244	315

* Division Champion
** Wild Card for Playoff

NFL Postseason At A Glance

AFC First Round Playoff
Houston 24, Cleveland 23

AFC Divisional Playoff
Buffalo 17, Houston 10
Cincinnati 21, Seattle 13

AFC Championship
Cincinnati 21, Buffalo 10

Super Bowl XXIII
San Francisco 20, Cincinnati 16

NFC First Round Playoff
Minnesota 28, L.A. Rams 17

NFC Divisional Playoff
Chicago 20, Philadelphia 12
San Francisco 34, Minnesota 9

NFC Championship
San Francisco 28, Chicago 3

1989 Pro Bowl
NFC 34, AFC 3

HISTORY AND RECORDS



RB SAMMY WINDER, WHO SHARED OFFENSIVE MOST VALUABLE PLAYER HONORS FOR THE BRONCOS IN 1988, COMES INTO 1989 NEEDING JUST 43 RUSHING YARDS TO REACH 5,000 FOR HIS CAREER.

NOTABLE PERFORMANCES

THE LAST TIME

100 YARDS RUSHING—

Broncos: Sammy Winder, 17-100, OTD, at San Francisco 10/9/88.
Opponent: John Stephens, 17-130, 1TD, vs. New England, 12/17/88.

300 YARDS PASSING—

Broncos: John Elway, 29/49, 342 yards, 2TD, at L.A. Raiders, 12/4/88.
Opponent: Jim Everett, 25/47, 365 yards, 2TD, vs. L.A. Rams, 11/27/88.

100 YARDS RECEIVING—

Broncos: Mark Jackson, 7-137, 1TD, at Seattle, 12/11/88.
Opponents: Henry Ellard, 11-167, 2TD, vs. L.A. Rams, 11/27/88.

PUNT RETURN FOR TOUCHDOWN—

Broncos: Kevin Clark, 71 yards, vs. San Diego, 12/27/87.
Opponent: Mel Gray, 66 yards, at New Orleans, 11/20/88.

KICKOFF RETURN FOR TOUCHDOWN—

Broncos: Randy Montgomery, 94 yards, at San Diego, 9/24/72.
Opponent: Gary Anderson, 98 yards, vs. San Diego, 11/17/85.

INTERCEPTION RETURN FOR TOUCHDOWN—

Broncos: Ricky Hunley, 52 yards, vs. San Diego, 12/27/87.
Opponent: Greg Townsend, 86 yards, at L.A. Raiders, 12/4/88.

FUMBLE RETURN FOR TOUCHDOWN (DEFENSE)—

Broncos: Andre Townsend, 7 yards, vs. Kansas City, 11/16/86.
Opponent: Whitney Paul, 47 yards, at Kansas City, 10/18/81.

BLOCKED PUNT RETURN FOR TOUCHDOWN—

Broncos: Rob Nairne, 22 yards, vs. New England, 11/11/79.
Opponent: Terry Taylor, 15 yards, at Seattle, 12/20/85.

BLOCKED FIELD GOAL RETURN FOR TOUCHDOWN—

Broncos: Louis Wright, 60 yards, vs. San Diego, 11/17/85.
Opponent: Les Duncan, 72 yards, at San Diego, 11/23/67.

SAFETY—

Broncos: Jim Ryan tackled Doug Hudson in end zone, at Kansas City, 10/18/87.
Opponent: Dino Hackett tackled Tony Dorsett in end zone, vs. Kansas City, 11/6/88.

40 POINTS —

Broncos: Denver 40, vs. Seattle 17, 9/13/87.
Opponent: Denver 14, at Seattle 42, 12/11/88.

SHUTOUT—

Broncos: Denver 12, at San Diego 0, 10/2/88.
Opponent: Denver 0, at New Orleans 42, 11/20/88.

1,000-YARD RUSHING SEASONS OTIS ARMSTRONG, 1974—1,407 yards and 9 TDs

		Carries	Yards	Cumulative
9/15	vs. Los Angeles	12	31	12-31
9/22	vs. Pittsburgh	19	131	31-162
9/30	at Washington	11	32	42-194
10/6	at Kansas City	14	48	56-242
10/13	vs. New Orleans	13	57	69-299
10/20	vs. San Diego	20	98	89-397
10/27	at Cleveland	17	142	106-539
11/3	vs. Oakland	20	88	126-627
11/10	at Baltimore	19	110	145-737
11/18	vs. Kansas City	16	55	161-792
11/24	at Oakland	29	146	190-938
11/28	at Detroit	24	144	214-1,082
12/8	vs. Houston	31	183	245-1,265
12/15	at San Diego	18	142	263-1,407

1,000-YARD RUSHING SEASONS (Continued)

SAMMY WINDER, 1984—1,153 yards and 4 TDs

		Carries	Yards	Cumulative
9/2	vs. Cincinnati	17	94	17-94
9/9	at Chicago	7	16	24-110
9/16	at Cleveland	17	76	41-186
9/23	vs. Kansas City	31	139	72-325
9/30	vs. Los Angeles Raiders	16	91	88-416
10/7	at Detroit	7	17	95-433
10/15	vs. Green Bay	29	86	124-519
10/21	at Buffalo	15	65	139-584
10/28	at Los Angeles Raiders	34	126	173-710
11/4	vs. New England	14	25	187-735
11/11	at San Diego	22	37	209-772
11/18	vs. Minnesota	12	75	221-847
11/25	vs. Seattle	10	40	231-887
12/2	at Kansas City	25	96	256-983
12/9	vs. San Diego	22	90	278-1,073
12/15	at Seattle	18	80	296-1,153

FLOYD LITTLE, 1971—1,133 yards and 6 TDs

		Carries	Yards	Cumulative
9/19	vs. Miami	23	70	23-70
9/26	at Green Bay	16	53	39-123
10/3	vs. Kansas City	13	27	52-150
10/10	vs. Oakland	16	39	68-189
10/17	vs. San Diego	17	62	85-251
10/24	at Cleveland	25	113	110-364
10/31	at Philadelphia	24	123	134-487
11/7	vs. Detroit	22	91	156-578
11/14	vs. Cincinnati	22	101	178-679
11/21	at Kansas City	13	63	191-742
11/28	at Pittsburgh	22	91	213-833
12/5	vs. Chicago	29	125	242-958
12/12	at San Diego	18	96	260-1,054
12/19	at Oakland	24	79	284-1,133

OTIS ARMSTRONG, 1976—1,008 yards and 5 TDs

		Carries	Yards	Cumulative
9/12	at Cincinnati	24	96	24-96
9/19	vs. New York Jets	17	94	41-190
9/26	vs. Cleveland	18	23	59-213
10/3	vs. San Diego	23	91	82-304
10/10	at Houston	12	47	94-351
10/17	vs. Oakland	21	70	115-421
10/24	at Kansas City	16	101	131-522
1-31	at Oakland	14	63	145-585
11/7	vs. Tampa Bay	18	116	163-701
11/14	at San Diego	13	35	176-736
11/21	vs. New York Giants	24	97	200-833
11/28	at New England	4	14	204-947
12/5	vs. Kansas City	17	45	221-892
12/12	at Chicago	26	116	247-1,008

100-YARD RUSHING GAMES

Player	Performance	Opponent
Don Stone	17-104, 1 TD	Oct. 6, 1963 vs. San Diego
Billy Joe	20-105, 0 TD	Nov. 17, 1963 vs. New York
Billy Joe	16-108, 1 TD	Nov. 15, 1964 vs. New York
Cookie Gilchrist	32-142, 0 TD	Sept. 24, 1965 at Boston
Cookie Gilchrist	16-119, 0 TD	Nov. 14, 1965 at Houston
Floyd Little	25-126, 1 TD	Oct. 27, 1968 vs. Miami
Floyd Little	30-147, 1 TD	Nov. 3, 1968 at Boston
Floyd Little	21-105, 1 TD	Sept. 14, 1969 vs. Boston
Floyd Little	15-104, 1 TD	Sept. 21, 1969 vs. New York Jets
Floyd Little	29-166, 1 TD	Oct. 19, 1969 at Cincinnati
Floyd Little	16-140, 1 TD	Oct. 25, 1970 at San Francisco
Bobby Anderson	25-106, 1 TD	Oct. 17, 1971 vs. San Diego
Floyd Little	25-113, 1 TD	Oct. 24, 1971 at Cleveland
Floyd Little	24-123, 1 TD	Oct. 31, 1977 at Philadelphia
Floyd Little	22-101, 0 TD	Nov. 4, 1971 vs. Cincinnati
Floyd Little	29-125, 0 TD	Dec. 5, 1971 vs. Chicago
Floyd Little	22-101, 0 TD	Sept. 17, 1972 vs. Houston

100 YARD RUSHING GAMES (Continued)

Floyd Little	18-100, 2 TD	Oct. 15, 1972 vs. Minnesota
Floyd Little	14-124, 1 TD	Nov. 5, 1972 at New York Giants
Joe Dawkins	30-117, 0 TD	Oct. 28, 1973 at New York Jets
Floyd Little	19-123, 1 TD	Oct. 14, 1973 at Houston
Floyd Little	22-109, 2 TD	Nov. 11, 1973 vs. San Diego
Otis Armstrong	19-131, 0 TD	Sept. 22, 1974 vs. Pittsburgh
Otis Armstrong	17-142, 1 TD	Oct. 27, 1974 at Cleveland
Otis Armstrong	19-110, 1 TD	Nov. 10, 1974 at Baltimore
Otis Armstrong	29-146, 0 TD	Nov. 24, 1974 at Oakland
Jon Keyworth	15-148, 1 TD	Nov. 24, 1974 at Oakland
Otis Armstrong	24-144, 1 TD	Nov. 28, 1974 at Detroit
Otis Armstrong	31-183, 3 TD	Dec. 8, 1974 vs. Houston
Otis Armstrong	18-142, 0 TD	Dec. 15, 1974 at San Diego
Otis Armstrong	20-132, 0 TD	Nov. 30, 1975 vs. San Diego
Jon Keyworth	16-101, 1 TD	Oct. 24, 1976 at Kansas City
Otis Armstrong	18-116, 0 TD	Nov. 7, 1976 vs. Tampa Bay
Otis Armstrong	26-116, 1 TD	Dec. 12, 1976 at Chicago
Norris Weese	12-120, 0 TD	Dec. 12, 1976 at Chicago
Otis Armstrong	21-120, 0 TD	Nov. 20, 1977 at Kansas City
Rob Lytle	16-110, 1 TD	Nov. 19, 1978 vs. Green Bay
Rob Lytle	18-102, 1 TD	Nov. 25, 1979 vs. Oakland
Otis Armstrong	22-107, 1 TD	Oct. 13, 1980 vs. Washington
Otis Armstrong	25-106, 1 TD	Oct. 26, 1980 at New York Giants
Sammy Winder	20-119, 0 TD	Sept. 25, 1983 vs. L.A. Raiders
Sammy Winder	29-165, 0 TD	Oct. 9, 1983 at Houston
Sammy Winder	31-139, 1 TD	Sept. 23, 1984 at Kansas City
Sammy Winder	34-126, 0 TD	Oct. 28, 1984 at L.A. Raiders
Sammy Winder	20-103, 2 TD	Sept. 29, 1985 vs. Miami
Sammy Winder	20-104, 2 TD	Sept. 21, 1986 at Philadelphia
Sammy Winder	19-102, 0 TD	Jan. 4, 1987 vs. New England
Joe Dudek	23-128, 2 TD	Oct. 12, 1987 vs. L.A. Raiders
Tony Dorsett	23-113, 1 TD	Sept. 11, 1988 vs. San Diego
Tony Dorsett	32-119, 2 TD	Sept. 26, 1988 vs. L.A. Raiders
Sammy Winder	17-100, 0 TD	Oct. 9, 1988 at San Francisco

TOTALS—Floyd Little 15, Otis Armstrong 13, Sammy Winder 8 (includes one postseason game), Tony Dorsett 2, Billy Joe 2, Cookie Gilchrist 2, Jon Keyworth 2, Rob Lytle 2, Donnie Stone 1, Bobby Anderson 1, Joe Dawkins 1, Norris Weese 1, Joe Dudek 1.

300-YARD PASSING GAMES

Player	Performance	Opponent
Frank Tripucka	30-52-2, 375 yards and 3 TD	Nov. 6, 1960 vs. Houston
Frank Tripucka	19-41-5, 328 yards and 3 TD	Nov. 27, 1960 vs. Buffalo
Frank Tripucka	28-47-2, 376 yards and 2 TD	Sept. 7, 1962 vs. San Diego
Frank Tripucka	29-56-3, 447 yards and 2 TD	Sept. 15, 1962 at Buffalo
Frank Tripucka	26-40-1, 308 yards and 1 TD	Oct. 21, 1962 vs. Houston
Jacky Lee	11-36-1, 370 yards and 1 TD	Dec. 5, 1965 at Oakland
John McCormick	13-37-3, 328 yards and 3 TD	Dec. 18, 1966 at Buffalo
Marlin Briscoe	12-29-2, 335 yards and 4 TD	Nov. 24, 1968 vs. Buffalo
Steve Tensi	19-26-1, 301 yards and 3 TD	Nov. 23, 1969 at San Diego
Charley Johnson	20-28-0, 361 yards and 2 TD	Oct. 22, 1972 at Oakland
Charley Johnson	24-39-2, 326 yards and 1 TD	Sept. 20, 1973 vs. Chicago
Charley Johnson	28-42-2, 445 yards and 2 TD	Nov. 18, 1974 vs. Kansas City
Charley Johnson	12-20-2, 329 yards and 3 TD	Sept. 21, 1975 vs. Kansas City
Craig Morton	27-39-2, 306 yards and 2 TD	Nov. 16, 1980 vs. New York Jets
Craig Morton	18-30-1, 338 yards and 1 TD	Dec. 14, 1980 vs. Oakland
Craig Morton	17-18-0, 308 yards and 4 TD	Sept. 27, 1981 vs. San Diego
Craig Morton	25-38-1, 342 yards and 2 TD	Oct. 18, 1981 at Kansas City
Steve DeBerg	21-34-2, 305 yards and 2 TD	Nov. 22, 1981 at Cincinnati
Steve DeBerg	23-31-1, 307 yards and 2 TD	Dec. 12, 1982 at Los Angeles Rams
Steve DeBerg	21-41-0, 350 yards and 1 TD	Oct. 30, 1983 vs. Kansas City
John Elway	23-44-0, 345 yards and 3 TD	Dec. 11, 1983 vs. Baltimore
John Elway	26-40-1, 315 yards and 3 TD	Nov. 4, 1984 vs. New England
John Elway	28-43-1, 353 yards and 4 TD	Sept. 15, 1985 vs. New Orleans
John Elway	22-37-5, 301 yards and 1 TD	Dec. 14, 1985 vs. Kansas City
John Elway	24-42-0, 432 yards and 1 TD	Dec. 20, 1985 at Seattle
John Elway	18-32-1, 321 yards and 1 TD	Oct. 26, 1986 vs. Seattle
John Elway	29-47-2, 336 yards and 0 TD	Nov. 23, 1986 at New York Giants
John Elway	22-37-1, 304 yards and 1 TD	Jan. 25, 1987 vs. New York Giants
John Elway	22-32-1, 338 yards and 4 TD	Sept. 13, 1987 vs. Seattle
John Elway	21-40-2, 341 yards and 3 TD	Nov. 16, 1987 vs. Chicago
John Elway	21-32-1, 347 yards and 3 TD	Nov. 29, 1987 at San Diego
John Elway	21-42-2, 335 yards and 1 TD	Dec. 13, 1987 at Seattle
John Elway	29-49-3, 324 yards and 2 TD	Dec. 4, 1988 at L.A. Raiders

TOTALS—John Elway 13 (includes Super Bowl XXI), Frank Tripucka 5, Charley Johnson 4, Craig Morton 4, Steve DeBerg 3, Jacky Lee 1, John McCormick 1, Marlin Briscoe 1, Steve Tensi 1.

100-YARD RECEIVING GAMES

Player	Performance	Opponent
Al Carmichael	6-130, 1 TD	Sept. 9, 1960 at Boston
Lionel Taylor	6-125, 1 TD	Sept. 23, 1960 at New York
Lionel Taylor	7-101, 2 TD	Oct. 2, 1960 vs. Oakland
Al Carmichael	3-109, 2 TD	Oct. 23, 1960 vs. Boston
Lionel Taylor	10-106, 1 TD	Oct. 23, 1960 vs. Boston
Lionel Taylor	10-140, 1 TD	Nov. 6, 1960 vs. Houston
Al Carmichael	7-117, 2 TD	Nov. 6, 1960 vs. Houston
Lionel Taylor	10-138, 0 TD	Nov. 20, 1960 at Houston
Lionel Taylor	9-199, 3 TD	Nov. 27, 1960 vs. Buffalo
Lionel Taylor	9-171, 1 TD	Dec. 10, 1960 at Los Angeles
Lionel Taylor	7-132, 2 TD	Sept. 10, 1961 at Buffalo
Lionel Taylor	11-126, 0 TD	Sept. 24, 1961 at New York
Lionel Taylor	9-118, 0 TD	Oct. 1, 1961 at Oakland
Lionel Taylor	7-120, 1 TD	Oct. 8, 1961 vs. Dallas
Al Frazier	7-166, 1 TD	Oct. 15, 1961 vs. Oakland
Al Frazier	6-126, 1 TD	Oct. 22, 1961 vs. New York
Al Frazier	5-125, 1 TD	Nov. 12, 1961 vs. San Diego
Lionel Taylor	10-119, 0 TD	Nov. 12, 1961 vs. San Diego
Donnie Stone	9-137, 1 TD	Dec. 3, 1961 vs. Boston
Lionel Taylor	9-133, 0 TD	Sept. 15, 1962 at Buffalo
Al Frazier	4-125, 1 TD	Sept. 15, 1962 at Buffalo
Lionel Taylor	12-119, 0 TD	Sept. 21, 1962 at Boston
Jerry Tarr	4-152, 2 TD	Sept. 21, 1962 at Boston
Lionel Taylor	7-110, 0 TD	Dec. 9, 1962 at Dallas
Lionel Taylor	7-169, 1 TD	Sept. 29, 1963 vs. Boston
Lionel Taylor	7-142, 2 TD	Oct. 6, 1963 vs. San Diego
Bob Scarpitto	4-134, 2 TD	Oct. 13, 1963 vs. Houston
Lionel Taylor	10-116, 1 TD	Dec. 15, 1963 at Oakland
Gene Prebola	4-106, 1 TD	Dec. 15, 1963 at Oakland
Lionel Taylor	8-149, 0 TD	Sept. 27, 1964 vs. Houston
Hewritt Dixon	4-109, 0 TD	Oct. 25, 1964 at Oakland
Hewritt Dixon	5-121, 1 TD	Nov. 1, 1964 at Kansas City
Al Denson	3-113, 1 TD	Nov. 1, 1964 at Kansas City
Lionel Taylor	13-112, 0 TD	Nov. 29, 1964 vs. Oakland
Bob Scarpitto	11-111, 1 TD	Dec. 20, 1964 at Houston
Bob Scarpitto	5-108, 2 TD	Sept. 11, 1965 at San Diego
Lionel Taylor	9-172, 1 TD	Sept. 19, 1965 vs. Buffalo
Lionel Taylor	7-114, 0 TD	Nov. 7, 1965 vs. San Diego
Lionel Taylor	11-141, 2 TD	Nov. 21, 1965 vs. Oakland
Wendell Hayes	8-164, 0 TD	Dec. 5, 1965 at Oakland
Al Denson	5-126, 1 TD	Dec. 5, 1965 at Oakland
Charlie Mitchell	5-158, 1 TD	Oct. 2, 1966 vs. Houston
Bob Scarpitto	4-126, 1 TD	Dec. 4, 1966 vs. Miami
Al Denson	5-123, 3 TD	Dec. 18, 1966 at Buffalo
Al Denson	4-131, 2 TD	Sept. 3, 1967 vs. Boston
Eric Crabtree	7-134, 1 TD	Sept. 24, 1967 vs. New York Jets
Al Denson	6-123, 1 TD	Oct. 22, 1967 vs. San Diego
Al Denson	4-107, 1 TD	Oct. 29, 1967 at Kansas City
Eric Crabtree	7-102, 2 TD	Nov. 19, 1967 at Buffalo
Eric Crabtree	8-107, 1 TD	Nov. 23, 1967 at San Diego
Al Denson	6-129, 1 TD	Dec. 17, 1967 vs. Kansas City
Eric Crabtree	8-115, 0 TD	Sept. 15, 1968 at Cincinnati
Eric Crabtree	7-113, 0 TD	Sept. 22, 1968 at Kansas City
Jimmy Jones	5-148, 1 TD	Oct. 13, 1968 at New York Jets
Floyd Little	8-128, 2 TD	Oct. 20, 1968 at San Diego
Al Denson	4-165, 1 TD	Nov. 24, 1968 vs. Buffalo
Mike Haffner	6-131, 2 TD	Dec. 8, 1968 at Oakland
Al Denson	4-122, 0 TD	Dec. 14, 1968 vs. Kansas City
Mike Haffner	6-138, 1 TD	Sept. 28, 1969 at Buffalo
Al Denson	6-102, 1 TD	Oct. 26, 1969 at Houston
John Embree	6-140, 2 TD	Nov. 23, 1969 at San Diego
Jerry Simmons	9-122, 1 TD	Nov. 23, 1969 at San Diego
Rod Sherman	6-153, 0 TD	Nov. 21, 1971 at Kansas
Jerry Simmons	4-110, 0 TD	Sept. 17, 1972 vs. Houston
Bobby Anderson	6-118, 1 TD	Oct. 22, 1972 at Oakland
Riley Odoms	13-143, 0 TD	Sept. 10, 1973 vs. Chicago
Haven Moses	5-114, 1 TD	Nov. 4, 1973 at St. Louis
Haven Moses	5-108, 2 TD	Nov. 25, 1973 vs. Kansas City
Floyd Little	5-132, 0 TD	Oct. 13, 1974 vs. New Orleans
Riley Odoms	7-127, 0 TD	Oct. 20, 1974 vs. San Diego
Rick Upchurch	7-125, 0 TD	Nov. 18, 1974 vs. Kansas City
Haven Moses	3-153, 1 TD	Sept. 21, 1975 vs. Kansas City
Haven Moses	5-168, 2 TD	Jan. 1, 1978 vs. Oakland
Haven Moses	5-115, 0 TD	Nov. 12, 1978 at Cleveland
Haven Moses	5-101, 1 TD	Nov. 19, 1978 vs. Green Bay

100 YARD RECEIVING GAMES (Continued)

Riley Odoms	7-165, 2 TD	Dec. 10, 1978 vs. Kansas City
Haven Moses	5-116, 1 TD	Dec. 16, 1978 vs. Pittsburgh
Riley Odoms	5-125, 0 TD	Sept. 23, 1979 vs. Seattle
Haven Moses	4-107, 1 TD	Oct. 14, 1979 at Kansas City
Haven Moses	5-133, 1 TD	Oct. 22, 1979 at Pittsburgh
Riley Odoms	7-114, 0 TD	Oct. 28, 1979 vs. Kansas City
Haven Moses	5-103, 1 TD	Sept. 21, 1980 vs. San Diego
Haven Moses	6-141, 0 TD	Dec. 14, 1980 vs. Oakland
Riley Odoms	8-128, 1 TD	Dec. 14, 1980 vs. Oakland
Steve Watson	7-143, 3 TD	Sept. 20, 1981 vs. Baltimore
Steve Watson	8-178, 2 TD	Sept. 27, 1981 vs. Detroit
Steve Watson	5-182, 2 TD	Oct. 11, 1981 vs. Detroit
Rick Upchurch	5-138, 0 TD	Oct. 18, 1981 at Kansas City
Steve Watson	5-102, 1 TD	Nov. 22, 1981 at Cincinnati
Steve Watson	2-103, 0 TD	Dec. 6, 1981 vs. Kansas City
Rick Upchurch	6-102, 2 TD	Dec. 20, 1981 at Chicago
Steve Watson	5-101, 1 TD	Dec. 5, 1982 vs. Atlanta
Steve Watson	10-183, 0 TD	Dec. 12, 1982 at Los Angeles Rams
Steve Watson	6-161, 1 TD	Sept. 11, 1983 at Baltimore
Steve Watson	8-119, 0 TD	Oct. 16, 1983 vs. Cincinnati
Steve Watson	6-121, 1 TD	Oct. 30, 1983 vs. Kansas City
Rick Upchurch	6-143, 0 TD	Oct. 30, 1983 vs. Kansas City
Steve Watson	7-110, 1 TD	Nov. 6, 1983 at Seattle
Steve Watson	4-119, 1 TD	Nov. 20, 1983 vs. Seattle
Clint Sampson	3-101, 2 TD	Dec. 4, 1983 vs. Cleveland
Steve Watson	7-111, 1 TD	Oct. 7, 1984 at Detroit
Butch Johnson	9-156, 2 TD	Nov. 4, 1984 vs. New England
Steve Watson	8-134, 1 TD	Nov. 4, 1984 vs. New England
Steve Watson	5-123, 2 TD	Nov. 18, 1984 vs. Minnesota
Vance Johnson	11-177, 1 TD	Dec. 30, 1984 vs. Pittsburgh
Vance Johnson	6-116, 1 TD	Dec. 14, 1985 vs. Kansas City
Bobby Micho	5-121, 1 TD	Jan. 25, 1987 vs. New York Giants
Vance Johnson	9-105, 2 TD	Oct. 18, 1987 at Kansas City
Vance Johnson	5-115, 1 TD	Nov. 22, 1987 at L.A. Raiders
Ricky Nattiel	4-118, 1 TD	Nov. 29, 1987 at San Diego
Vance Johnson	4-105, 0 TD	Jan. 10, 1988 vs. Houston
Mark Jackson	4-134, 1 TD	Jan. 17, 1988 vs. Cleveland
Vance Johnson	7-134, 0 TD	Sept. 26, 1988 vs. L.A. Raiders
Ricky Nattiel	3-102, 1 TD	Oct. 23, 1988 at Pittsburgh
Mark Jackson	6-140, 2 TD	Nov. 27, 1988 vs. L.A. Rams
Mark Jackson	7-145, 0 TD	Dec. 4, 1988 at L.A. Raiders
Mark Jackson	7-137, 1 TD	Dec. 11, 1988 at Seattle

TOTALS—Lionel Taylor 24, Steve Watson 16 (includes one postseason game), Al Denson 10, Haven Moses 10 (includes one postseason game), Riley Odoms 6, Eric Crabtree 5, Vance Johnson 5 (includes two postseason games), Al Frazier 4, Mark Jackson 4 (includes one postseason game), Bob Scarpitto 4, Rick Upchurch 4, Al Carmichael 3, Floyd Little 2, Ricky Nattiel 2, Jerry Simmons 2, Bobby Anderson 1, John Embree 1, Wendell Hayes 1, Butch Johnson 1, Jimmy Jones 1, Bobby Micho 1, Charlie Mitchell 1, Gene Prebola 1, Clint Sampson 1, Rod Sherman 1, Donnie Stone 1, Jerry Tarr 1.



ALL-TIME HONORS

1988—Pro Bowl: Mike Horan. All-NFL: Mike Horan (AP, PFWA, The Sporting News, College and Pro Football Newsweekly, Sports Illustrated, World Almanac-second team). All-AFC: Mike Horan (UPI, Football News). NFL All-Rookie: Gerald Perry (UPI, Football Digest). Hartman Award Winners: John Elway and Sammy Winder, Simon Fletcher, Ken Bell. Bob Peck Memorial Award (Most Inspirational Player): Keith Bishop and Billy Bryan.

1987—Pro Bowl: Keith Bishop, John Elway, Karl Mecklenburg. All-NFL: Keith Bishop (Sports Illustrated, NEA-second team), John Elway (The Sporting News, NEA, AP-second team), Karl Mecklenburg (NEA, AP-second team). All-AFC: Keith Bishop (UPI-second team), John Elway (UPI, Pro Football Weekly, Football News), Rulon Jones (UPI-second team), Karl Mecklenburg (UPI, Pro Football Weekly, Football News). NFL Most Valuable Player: John Elway (AP). AFC Most Valuable Player: John Elway (NFLPA). AFC Player of the Year: John Elway (Football News). AFC Offensive Player of the Year: John Elway (UPI, Kansas City 101 Club). NFL All-Rookie: Ricky Nattiel (UPI, College and Pro Football Newsweekly, Football Digest, PFWA, Pro Football Weekly). Hartman Award Winners: John Elway, Karl Mecklenburg, Ken Bell. Bob Peck Memorial Award (Most Inspirational Player): Keith Bishop.

1986—Pro Bowl: Keith Bishop, John Elway, Rulon Jones, Karl Mecklenburg, Dennis Smith, Sammy Winder. All-NFL: John Elway (AP-honorable mention), Keith Bishop (AP-honorable mention), Mike Harden (AP-honorable mention), Rulon Jones (AP, Pro Football Weekly, Sports Illustrated, PFWA, The Sporting News, Football News, Football Digest, NEA-second team), Karl Mecklenburg (AP, Pro Football Weekly, Sports Illustrated, PFWA, The Sporting News, Football News, Football Digest, NEA), Dennis Smith (AP-honorable mention, Football News-second team, NEA). All-AFC: Keith Bishop (UPI-second team, Football News), John Elway (UPI-second team), Rulon Jones (UPI, Pro Football Weekly, Football News), Karl Mecklenburg (UPI, Pro Football Weekly, Football News). Dennis Smith (Pro Football Weekly), Gerald Willhite (UPI-second team). AFC Defensive Player of the Year: Rulon Jones (UPI). AFC Player of the Year: Karl Mecklenburg (Football News). Colorado Sports Hall of Fame King of the Hill award: John Elway. Seattle Gold Helmet Award (Professional Football Player of the Year): John Elway. Hartman Award Winners: John Elway, Mike Harden, Darren Comeaux. Bob Peck Memorial Award (Most Inspirational Player): Tom Jackson.

1985—Pro Bowl: Rulon Jones, Karl Mecklenburg, Dennis Smith, Louis Wright. All-NFL: Billy Bryan (NEA-2nd team), John Elway (AP-honorable mention), Rulon Jones (AP-2nd team, The Sporting News, Sports Illustrated), Karl Mecklenburg (AP, Sports Illustrated, PFWA, The Football News, NEA), Dennis Smith (AP-honorable mention), College and Pro Football Weekly, Louis Wright (AP-honorable mention). All-AFC: Rulon Jones (UPI), Karl Mecklenburg (UPI), Dennis Smith (UPI-2nd team), Louis Wright (UPI). Hartman Award Winners: John Elway, Rulon Jones, Daniel Hunter. Bob Peck Memorial Award (Most Inspirational Player): Tom Jackson.

1984—Pro Bowl: Sammy Winder. All-NFL: Tom Jackson (CPFW-2nd team), Dennis Smith (Pro Football Weekly, CPFW-2nd team), Louis Wright (The Sporting News, Sports Illustrated, Pro Football Weekly, NEA-2nd team, CPFW-2nd team). All-AFC: Tom Jackson (Pro Football Weekly, UPI 2nd team), Dennis Smith (Pro Football Weekly, UPI-2nd team), Sammy Winder (UPI-2nd team), Louis Wright (Pro Football Weekly, UPI-2nd team). All-Rookie: Winford Hood (UPI), Clarence Kay (PFWA, Pro Football Weekly). Colorado Sports Hall of Fame Pro Athlete of the Year: Tom Jackson. Hartman Award Winners: Steve Watson, Louis Wright, Ken Woodard. Bob Peck Memorial Award (Most Inspirational Player): Tom Jackson Coach of the Year: Dan Reeves (NFL-Sports Illustrated, Pro Football Weekly, College and Pro Football Newsweekly, AFC-Kansas City 101 Club, Football News.)

1983—Pro Bowl: Randy Gradishar, Louis Wright (DNP). All-NFL: Randy Gradishar (AP-2nd team), Louis Wright (NEA, CPFW-2nd team). All-AFC: Randy Gradishar (UPI-2nd team). Hartman Award Winners: Steve Watson, Randy Gradishar, Ken Woodard. Bob Peck Memorial Award (Most Inspirational Player): Tom Jackson.

1982—Pro Bowl: Randy Gradishar, Luke Prestridge, Rick Upchurch. All-NFL: Randy Gradishar (Football Digest), Luke Prestridge (AP, Football Digest), Rick Upchurch (AP, Football Digest). All-AFC: Randy Gradishar (UPI), Luke Prestridge (UPI). Hartman Award Winners: Billy Bryan, Louis Wright, Rick Upchurch and Rob Lytle. Bob Peck Memorial Award (Most Inspirational Player): Tom Jackson.

1981—Pro Bowl: Randy Gradishar, Bob Swenson, Billy Thompson, Steve Watson. All-NFL: Bob Swenson (AP, NEA, The Sporting News), Randy Gradishar (AP-2nd team, NEA-2nd team, Pro Football Weekly, The Sporting News). All-AFC: Randy Gradishar (UPI), Billy Thompson (UPI), Steve Watson (UPI), Bob Swenson (UPI-2nd team), Louis Wright (UPI-2nd team). Hartman Award Winners: Steve Watson, Bob Swenson, Jim Ryan. Bob Peck Memorial Award (Most Inspirational Player): Tom Jackson.

1980—All NFL: Randy Gradishar (The Sporting News), Fred Steinfert (Pro Football Weekly, The Sporting News). All-AFC: Fred Steinfert (UPI). Pro Football Weekly Golden Toe Award: Fred Steinfert. Hartman Award Winners: Bill Bryan, Randy Gradishar, Fred Steinfert.

1979—Pro Bowl: Randy Gradishar, Tom Jackson, Rick Upchurch, Louis Wright. All-NFL: Randy Gradishar (PFWA, Pro Football Weekly, AP-2nd team), Rich Upchurch (PFWA, Pro Football Weekly, AP-2nd team), Louis Wright (AP, NEA, PFWA, Pro Football Weekly). All-AFC: Randy Gradishar (Pro Football Weekly, The Sporting News, UPI-2nd team), Bob Swenson (UPI-2nd team), Bill Thompson (UPI), Rick Upchurch (Pro Football Weekly), Louis Wright (UPI, Pro Football Weekly, The Sporting News). Hartman Award Winners: Craig Morton, Bob Swenson, Larry Canada.

ALL TIME HONORS (Continued)

1978—Pro Bowl: Lyle Alzado, Randy Gradishar, Tom Jackson, Riley Odoms, Bill Thompson, Rick Upchurch, Louis Wright. All-NFL: Lyle Alzado (AP), Randy Gradishar (AP, PFWA, PFW, NEA), Tom Jackson (AP), Rick Upchurch (AP, PFWA, PFW), Louis Wright (AP, PFWA, PFW, NEA). All-AFC: Lyle Alzado (UPI, PFW, TSN), Steve Foley (UPI), Randy Gradishar (UPI, PFW, TSN), Tom Jackson (UPI), Bill Thompson (UPI, PFW, TSN), Rick Upchurch (PFW), Louis Wright (UPI, PFW, TSN). NFL Defensive Player of the Year: Randy Gradishar (AP, PFW, NEA). AFC Defensive Player of the Year: Randy Gradishar (UPI, Kansas City 101 Club). Colorado Sports Hall of Fame Pro Athlete of the Year: Randy Gradishar. Hartman Award Winners: Riley Odoms, Randy Gradishar, Maurice Harvey.

1977—Pro Bowl: Lyle Alzado, Randy Gradishar, Tom Jackson, Billy Thompson, Louis Wright. All-NFL: Lyle Alzado (AP, UPI, PFW), Randy Gradishar (AP, UPI, PFW), Tom Jackson (AP, UPI, PFW), Billy Thompson (AP). All-AFC: Louis Wright (PFW), Billy Thompson (PFW), AFC Defensive Player of the Year: Lyle Alzado (Kansas City 101 Club). Colorado Sports Hall of Fame Pro Athlete of the Year: Craig Morton. Hartman Award Winners: Craig Morton, Tom Jackson, Rick Upchurch. NFL Coach of the Year: Red Miller (AP, UPI, PFW, TSN, Football Digest, Washington Touchdown Club, Kansas City 101 Club, Columbus Touchdown Club).

1976—Pro Bowl: Rick Upchurch, Otis Armstrong. All-NFL: Rick Upchurch. Hartman Award Winners: Riley Odoms, Tom Jackson, Rick Upchurch.

1975—Pro Bowl: Randy Gradishar, Riley Odoms. All-Pro: Riley Odoms. Hartman Award Winners: Bobby Maples, Lyle Alzado, Jim Turner.

1974—Pro Bowl: Otis Armstrong, Riley Odoms. All-Pro: Riley Odoms, Otis Armstrong. Hartman Award Winners: Otis Armstrong, Tom Jackson, Ken Criter.

1973—Pro Bowl: Floyd Little, Haven Moses, Paul Smith, Riley Odoms. All-Pro: Riley Odoms. Hartman Award Winners: Charley Johnson, Paul Smith. Colorado Sports Hall of Fame Pro Athlete of the Year: Paul Smith. AFC Coach of the Year: John Ralston (AP, UPI, PFWA, Kansas City 101 Club).

1972—Pro Bowl: Floyd Little, Paul Smith. Colorado Sports Hall of Fame Pro Athlete of the Year: Floyd Little.

1971—Pro Bowl: Floyd Little, Rich Jackson.

1970—Pro Bowl: Rich Jackson. All-Pro: Rich Jackson. Colorado Sports Hall of Fame Pro Athlete of the Year: Rich Jackson.

1969—All-AFL: Floyd Little, Rich Jackson. AFL All-Star Game: Rich Jackson, Al Denson, Mike Current, George Goeddeke, Floyd Little, Dave Costa.

1968—All-AFL: Rich Jackson. AFL All-Star Game: Floyd Little, Dave Costa, Rich Jackson.

1967—AFL All-Star Game: Al Denson, Larry Kaminski, Dave Costa, Nemiah Wilson.

1966—All-AFL: Bob Scarpitto. AFL All-Star Game: Bob Scarpitto, Jerry Sturm, Goose Gonsoulin, John Bramlett.

1965—All-AFL: Cookie Gilchrist, Lionel Taylor, Eldon Danenhauer. AFL All-Star Game: Eldon Danenhauer, Cookie Gilchrist.

1964—All-AFL: Willie Brown. AFL All-Star Game: Willie Brown, Jerry Sturm, Goose Gonsoulin, Jim Fraser.

1963—All-AFL: Goose Gonsoulin. AFL All-Star Game: Bud McFadin, Goose Gonsoulin.

1962—All-AFL: Bud McFadin, Goose Gonsoulin, Eldon Danenhauer, Bob Zeman, AFL All-Star Game: Eldon Danenhauer, Bud McFadin, Gene Mingo, Bob Zeman, Goose Gonsoulin, Jim Fraser, Lionel Taylor, Frank Tripucka. AFL Coach of the Year: Jack Faulkner (AP UPI).

1961—All-AFL: Lionel Taylor, Bud McFadin. AFL All-Star Game: Bud McFadin, Ken Adamson. Goose Gonsoulin, Don Stone.

1960—All-AFL: Lionel Taylor, Bud McFadin, Goose Gonsoulin.

ALL-TIME SCORES

REGULAR SEASON RESULTS

1960

Coach: Frank Filchock		
	4-9-1	Attend.
13 At Boston	10	21,597
27 At Buffalo	21	15,229
24 At New York	28	20,462
31 Oakland	14	18,372
19 Los Angeles	23	19,141
31 Boston	24	12,683
14 Dallas	17	13,002
25 Houston	45	14,489
7 At Dallas	34	21,000
10 At Houston	20	20,778
38 Buffalo	38	7,785
27 New York	30	5,861
33 At Los Angeles	41	9,928
10 At Oakland	48	7,000

1962

Coach: Jack Faulkner		
	7-7-0	Attend.
30 San Diego	21	28,000
23 At Buffalo	20	30,577
16 At Boston	41	21,038
32 At New York	10	17,213
44 Oakland	7	22,452
23 At Oakland	6	7,000
20 Houston	10	34,496
38 Buffalo	45	26,051
23 At San Diego	20	20,827
29 Boston	33	28,187
3 Dallas	24	23,523
45 New York	46	15,776
17 At Houston	34	30,650
10 At Dallas	17	19,137

1964

Coach: Jack Faulkner (4 games) and Mac Speedie (10 games)

	2-11-1	Attend.
6 At New York	30	45,665
13 At Buffalo	30	25,141
17 Houston	38	22,155
10 Boston	39	17,851
33 Kansas City	27	16,885
14 At San Diego	42	23,242
7 At Oakland	40	16,825
39 Kansas City	49	15,053
20 San Diego	31	19,670
20 New York	16	11,309
7 At Boston	12	24,979
20 Oakland	20	15,958
19 Buffalo	30	14,431
15 At Houston	34	15,839

1966

Coach: Mac Speedie (2 games) and Ray Malavasi (12 games)

	4-10-0	Attend.
7 At Houston	45	30,156
10 Boston	24	25,160
7 New York	16	28,770
40 Houston	38	27,203
10 At Kansas City	37	33,929
7 At Miami	24	23,393
10 Kansas City	56	26,196
17 At San Diego	24	25,819
17 At Boston	10	18,154
3 Oakland	17	26,703
20 San Diego	17	24,860
17 Miami	7	33,306
10 At Oakland	28	31,765
21 At Buffalo	38	40,583

1961

Coach: Frank Filchock		
	3-11-0	Attend.
22 At Buffalo	10	16,636
17 At Boston	45	14,479
28 At New York	35	14,381
19 At Oakland	33	8,361
12 Dallas	19	14,500
27 Oakland	24	11,129
27 New York	10	12,508
0 At San Diego	37	32,584
14 Houston	55	11,564
16 San Diego	19	7,859
10 Buffalo	23	7,645
14 At Houston	45	27,874
24 Boston	28	9,303
21 At Dallas	49	8,000

1963

Coach: Jack Faulkner		
	2-11-1	Attend.
7 Kansas City	59	21,115
14 At Houston	20	23,047
14 Boston	10	18,636
50 San Diego	34	19,137
24 Houston	33	24,896
21 At Boston	40	25,418
35 At New York	35	22,553
28 Buffalo	30	19,424
17 At Buffalo	27	30,989
9 New York	14	14,247
10 Oakland	26	14,763
21 At Kansas City	52	17,433
31 At Oakland	35	15,223
20 At San Diego	58	31,312

1965

Coach: Mac Speedie		
	4-10-0	Attend.
31 At San Diego	34	27,022
15 Buffalo	30	30,656
27 At Boston	10	26,782
16 New York	13	34,988
23 Kansas City	31	31,001
28 Houston	17	32,492
13 At Buffalo	31	45,046
10 At New York	45	55,572
21 San Diego	35	33,073
31 At Houston	21	28,126
20 Oakland	28	30,369
13 At Oakland	24	19,023
20 Boston	28	27,207
35 At Kansas City	45	14,421

1967

Coach: Lou Saban		
	3-11-0	Attend.
26 Boston	21	35,488
0 At Oakland	51	25,423
21 At Miami	35	29,381
24 New York	38	35,565
6 At Houston	10	21,798
16 Buffalo	17	35,188
21 San Diego	33	34,465
9 At Kansas City	52	44,002
17 Oakland	21	29,043
18 Houston	20	30,392
21 At Buffalo	20	30,891
20 At San Diego	24	34,586
33 At New York	24	61,615
24 Kansas City	38	31,660

REGULAR SEASON RESULTS

1968

Coach: Lou Saban		
	5-9-0	Attend.
10 At Cincinnati	24	25,049
2 At Kansas City	34	45,821
17 Boston	20	37,024
10 Cincinnati	7	41,257
21 At New York	13	62,052
24 At San Diego	55	42,953
21 Miami	14	44,115
35 At Boston	14	18,304
7 Oakland	43	50,002
17 At Houston	38	36,075
34 Buffalo	32	35,201
23 San Diego	47	35,312
27 At Oakland	33	47,754
7 Kansas City	30	38,463

1970

Coach: Lou Saban		
	5-8-1	Attend.
25 At Buffalo	10	34,882
16 Pittsburgh	13	50,705
26 Kansas City	13	50,705
23 At Oakland	35	54,436
24 Atlanta	10	50,705
14 At San Francisco	19	39,515
3 Washington	19	50,705
21 At San Diego	24	48,327
19 Oakland	24	50,959
31 At New Orleans	6	66,837
21 At Houston	31	35,733
0 At Kansas City	16	50,454
17 San Diego	17	50,959
13 Cleveland	27	51,001

1972

Coach: John Ralston		
	5-9-0	Attend.
30 Houston	17	51,656
14 At San Diego	37	49,048
24 Kansas City	45	51,656
10 At Cincinnati	21	55,812
20 Minnesota	23	51,656
30 At Oakland	23	53,551
20 Cleveland	27	51,656
17 At N.Y. Giants	29	62,689
16 At Los Angeles	10	65,398
20 Oakland	37	51,656
20 At Atlanta	23	58,850
21 At Kansas City	24	66,725
38 San Diego	13	51,473
45 New England	21	51,656

1974

Coach: John Ralston		
	7-6-1	Attend.
10 Los Angeles	17	51,121
35 Pittsburgh (OT)	35	51,068
3 At Washington	30	54,395
17 At Kansas City	14	67,298
33 New Orleans	17	50,881
27 San Diego	7	50,928
21 At Cleveland	23	60,478
17 Oakland	28	45,946
17 At Baltimore	6	33,244
34 Kansas City	42	50,236
20 At Oakland	17	51,224
31 At Detroit	27	51,157
37 Houston	14	47,142
0 At San Diego	17	36,571

1969

Coach: Lou Saban		
	5-8-1	Attend.
26 Boston	21	35,488
21 New York	19	50,583
28 At Buffalo	41	40,302
13 Kansas City	26	50,564
14 Oakland	24	49,511
30 At Cincinnati	23	27,920
21 At Houston	24	45,348
13 San Diego	0	45,511
10 At Oakland	41	54,416
20 Houston	20	45,002
24 At San Diego	45	34,664
17 At Kansas City	31	48,773
24 At Miami	27	25,332
27 Cincinnati	16	42,196

1971

Coach: Lou Saban (9 games) and Jerry Smith (5 games)		
	4-9-1	Attend.
10 Miami	10	51,200
13 At G. Bay (Milw.)	34	47,957
3 Kansas City	16	51,200
16 Oakland	27	51,200
20 San Diego	16	51,200
27 At Cleveland	0	75,674
16 At Philadelphia	17	65,358
20 Detroit	24	51,200
10 Cincinnati	24	51,200
10 At Kansas City	28	49,945
22 At Pittsburgh	10	39,710
6 Chicago	3	51,200
17 At San Diego	45	44,347
13 At Oakland	21	54,651

1973

Coach: John Ralston		
	7-5-2	Attend.
28 Cincinnati	10	49,059
34 San Francisco	36	50,966
14 Chicago	33	51,159
14 At Kansas City	16	71,414
48 At Houston	20	32,801
23 Oakland	23	51,270
40 At N.Y. Jets	28	55,108
17 At St. Louis	17	46,567
30 San Diego	19	51,034
23 At Pittsburgh	13	48,580
14 Kansas City	10	51,331
10 Dallas	22	51,508
42 At San Diego	28	44,954
17 At Oakland	21	51,910

1975

Coach: John Ralston		
	6-8-0	Attend.
37 Kansas City	33	51,858
23 Green Bay	13	51,621
14 At Buffalo	38	79,864
9 At Pittsburgh	20	49,164
16 Cleveland	15	52,590
13 At Kansas City	26	70,043
17 Oakland	42	52,868
16 Cincinnati	17	49,919
27 At San Diego	17	26,048
21 At Atlanta	35	28,686
13 San Diego (OT)	10	46,802
10 At Oakland	17	51,075
25 Philadelphia	10	37,080
13 At Miami	14	43,064

REGULAR SEASON RESULTS

1976

Coch: John Ralston	9-5-0	Attend.
7 At Cincinnati	17	53,464
46 New York Jets	3	62,660
44 Cleveland	13	62,975
26 San Diego	0	63,369
3 At Houston	17	47,928
10 Oakland	17	63,431
35 At Kansas City	26	57,961
6 At Oakland	19	52,169
48 Tampa Bay	13	62,703
17 At San Diego	0	32,017
14 New York Giants	13	63,151
14 At New England	38	61,128
17 Kansas City	16	58,170
28 At Chicago	14	44,459

1977

Coch: Red Miller	12-2-0	Attend.
7 St. Louis	0	75,002
26 Buffalo	6	74,897
24 At Seattle	13	53,108
23 Kansas City	7	74,878
30 At Oakland	7	53,616
24 At Cincinnati	13	54,305
14 Oakland	24	75,007
21 Pittsburgh	7	74,967
17 At San Diego	14	45,211
14 At Kansas City	7	54,050
27 Baltimore	13	74,939
24 At Houston	14	46,875
17 San Diego	9	74,905
6 At Dallas	14	63,752

Playoffs

34 Pittsburgh	21	75,011
20 Oakland	17	74,982

Super Bowl XII

10 Dallas	27	76,400
-----------	----	--------

1978

Coch: Red Miller	10-6-0	Attend.
14 Oakland	6	74,904
9 At Minnesota (OT)	12	46,508
27 San Diego	14	74,983
23 At Kansas City (OT)	17	60,593
28 Seattle	7	74,989
0 At San Diego	23	50,077
16 Chicago	7	75,008
6 At Baltimore	7	54,057
20 At Seattle (OT)	17	62,948
28 New York Jets	31	74,983
19 At Cleveland	7	70,856
16 Green Bay	3	74,965
14 At Detroit	17	71,785
21 At Oakland	6	53,932
24 Kansas City	3	74,149
17 Pittsburgh	21	74,104

Playoffs

10 At Pittsburgh	33	48,921
------------------	----	--------

1980

Coch: Red Miller	8-8-0	Attend.
6 At Philadelphia	27	70,307
41 Dallas	20	74,919
13 San Diego	30	74,970
14 At New England	23	59,602
19 At Cleveland	16	81,065
20 Washington	17	74,657
17 Kansas City	23	74,459
14 At N.Y. Giants	9	67,598
16 Houston	20	74,717
20 At San Diego	13	51,435
31 New York Jets	24	72,114
36 Seattle	20	73,274
3 At Oakland	9	51,583
14 At Kansas City	31	40,237
21 Oakland	24	73,974
25 At Seattle	17	51,853

1981

Coch: Dan Reeves	10-6-0	Attend.
9 Oakland	7	74,796
10 At Seattle	13	58,513
28 Baltimore	10	74,804
42 San Diego	24	74,844
17 At Oakland	0	51,035
27 Detroit	21	74,816
14 At Kansas City	28	74,672
7 At Buffalo	9	77,757
19 Minnesota	17	74,834
23 Cleveland (OT)	20	74,850
24 At Tampa Bay	7	64,518
21 At Cincinnati	38	57,207
17 At San Diego	34	51,533
16 Kansas City	13	74,744
23 Seattle	13	74,527
24 At Chicago	35	40,125

REGULAR SEASON RESULTS

1982

Coch: Dan Reeves	2-7-0	Attend.
3 San Diego	23	73,564
24 San Francisco	21	73,899
10 Seattle	17	73,916
20 At San Diego	30	47,629
27 Atlanta	34	73,984
27 At L.A. Rams	24	48,112
16 Kansas City	37	74,192
10 At L.A. Raiders	27	44,160
11 At Seattle	13	43,145

1983

Coch: Dan Reeves	9-7-0	Attend.
14 At Pittsburgh	10	58,233
17 At Baltimore	10	52,613
10 Philadelphia	13	74,202
7 L.A. Raiders	22	74,289
14 At Chicago	31	58,210
26 At Houston	14	44,209
24 Cincinnati	17	74,305
14 San Diego	6	74,581
27 Kansas City	24	74,640
19 At Seattle	27	64,785
20 At L.A. Raiders	22	51,945
38 Seattle	27	74,710
7 At San Diego	31	43,650
27 Cleveland	6	70,912
21 Baltimore	19	74,854
17 At Kansas City	48	11,377

Playoffs

7 At Seattle	31	60,752
--------------	----	--------

1984

Coch: Dan Reeves	13-3-0	Attend.
20 Cincinnati	17	74,178
0 At Chicago	27	54,335
24 At Cleveland	14	61,980
21 Kansas City	0	74,263
16 L.A. Raiders	13	74,833
28 At Detroit	7	55,836
17 Green Bay	14	62,546
37 At Buffalo	7	31,204
22 At L.A. Raiders (OT)	19	91,020
26 New England	19	74,908
16 At San Diego	13	53,162
42 Minnesota	21	74,716
24 Seattle	27	74,922
13 At Kansas City	16	38,494
16 San Diego	13	74,867
31 At Seattle	14	64,411

Playoffs

17 Pittsburgh	24	74,981
---------------	----	--------

1985

Coch: Dan Reeves	11-5-0	Attend.
16 At L.A. Rams	20	52,522
34 New Orleans	23	74,488
44 At Atlanta	28	37,903
26 Miami	30	73,614
31 Houston	20	74,699
15 At Indianapolis	10	60,621
13 Seattle (OT)	10	74,899
30 At Kansas City	10	68,248
10 At San Diego	30	57,312
17 San Francisco	16	73,173
30 San Diego (OT)	24	74,376
28 At L.A. Raiders (OT)	31	63,161
31 At Pittsburgh	23	56,797
14 L.A. Raiders (OT)	17	75,042
14 Kansas City	13	69,209
27 At Seattle	24	56,283

1986

Coch: Dan Reeves	11-5-0	Attend.
38 L.A. Raiders	36	75,695
21 At Pittsburgh	10	57,305
33 At Philadelphia	7	63,839
27 New England	20	75,804
29 Dallas	14	76,082
31 At San Diego	14	60,368
10 At New York Jets	22	73,759
20 Seattle	13	76,089
21 At L.A. Raiders	10	90,153
3 San Diego	9	75,012
38 Kansas City	17	75,745
16 At New York Giants	19	75,116
34 Cincinnati	28	58,705
10 At Kansas City	37	47,019
31 Washington	30	75,905
16 At Seattle	41	63,697

Playoffs

22 New England	17	76,105
23 At Cleveland (OT)	20	79,915

Super Bowl XXI

20 New York Giants	39	101,063
--------------------	----	---------

1987

Coch: Dan Reeves	10-4-1	Attend.
40 Seattle	17	75,999
17 At Green Bay (Milw.) (OT)	17	50,624
10 Houston	40	38,494
30 L.A. Raiders	14	61,230
26 At Kansas City	17	20,296
27 At Minnesota	34	51,011
34 Detroit	0	75,172
14 At Buffalo	21	63,698
31 Chicago	29	75,783
23 At L.A. Raiders	17	61,318
31 At San Diego	17	61,880
31 New England	20	75,795
21 At Seattle	28	61,759
20 Kansas City	17	75,053
24 San Diego	0	21,189

Playoffs

34 Houston	10	75,968
38 Cleveland	33	75,993

Super Bowl XXII

10 Washington	42	73,302
---------------	----	--------

REGULAR SEASON RESULTS

1988

Coch: Dan Reeves	8-8-0	Attend.
14 Seattle	21	75,986
34 San Diego	3	75,359
13 at Kansas City	20	63,268
27 L.A. Raiders (OT)	30	75,964
12 at San Diego	0	55,763
16 at San Francisco (OT)	13	61,711
30 Atlanta	14	75,287
21 at Pittsburgh	39	49,811
23 at Indianapolis	55	60,544
17 Kansas City	11	74,227
30 Cleveland	7	75,806
0 at New Orleans	42	68,075
35 L.A. Rams	24	74,141
20 at L.A. Raiders	21	65,561
14 at Seattle	42	62,838
21 New England	10	70,910

ALL-TIME PRE-SEASON RESULTS

1960 (0-5)

- 6 Boston 43 (Providence, R.I.)
- 14 Buffalo 31 (Rochester)
- 3 At Houston 42
- 0 Dallas 48 (Little Rock)
- 30 At Los Angeles 36

1961 (1-4)

- 13 At Dallas 31 (Midland, Tex.)
- 48 Oakland 21 (Spokane)
- 27 At Dallas 29 (Ft. Worth)
- 10 Houston 42 (Mobile)
- 12 At Oakland 49

1962 (2-2)

- 17 Houston 33 (Atlanta)
- 24 At San Diego 31
- 27 At Dallas 24
- 41 At Oakland 12 (Stockton, CA)

1963 (2-3)

- 27 Houston 10
- 10 At Oakland 35
- 31 San Diego 25
- 16 At Kansas City 30
- 14 Buffalo 21 (Winston-Salem)

1964 (2-3)

- 20 At San Diego 34
- 7 Oakland 20
- 32 At Houston 20
- 10 Kansas City 14 (Ft. Worth)
- 28 Boston 17

1965 (1-4)

- 24 Kansas City 30
- 27 Oakland 17 (Salt Lake City)
- 6 San Diego 21
- 3 Houston 25 (San Antonio)
- 20 Oakland 30 (Sacramento)

1966 (1-3)

- 30 Kansas City 32
- 3 At Buffalo 25
- 28 Miami 16 (Memphis)
- 21 Oakland 52

1967 (3-1)

- 2 Miami 19 (Akron)
- 13 Detroit 7
- 14 Minnesota 9
- 21 Oakland 17 (N. Platte, Neb.)

1968 (2-3)

- 15 Cincinnati 13
- 16 Minnesota 39
- 6 San Francisco 22
- 6 San Diego 3 (San Antonio)
- 7 Oakland 23 (Portland)

1969 (1-4)

- 6 At Minnesota 26
- 22 New Orleans 28
- 19 San Francisco 15
- 10 Boston 26 (Jacksonville)
- 11 At Cincinnati 13

1970 (3-2)

- 26 St. Louis 16
- 7 Baltimore 24
- 7 S. Francisco 23 (Eugene, Ore.)
- 30 Chicago 17
- 16 Boston 14 (Salt Lake City)

1971 (1-4)

- 13 Washington 17
- 10 Atlanta 27 (Memphis)
- 17 San Francisco 33 (Spokane)
- 14 Minnesota 7
- 17 At Chicago 33

1972 (2-3)

- 0 At Washington 41
- 13 At St. Louis 17
- 27 At San Francisco 24
- 49 New England 24
- 13 Baltimore 20

1973 (2-3)

- 10 At Washington 14
- 38 St. Louis 17
- 7 At San Francisco 43
- 16 Buffalo 14
- 10 Baltimore 17

1974 (4-2)

- 19 New York Jets 41
- 27 Minnesota 21
- 10 At San Francisco 3
- 31 At Green Bay 21
- 27 New England 21 (At Spokane)
- 14 Atlanta 20

1975 (3-3)

- 20 Baltimore 23
- 21 At New Orleans 24
- 27 Houston 21
- 13 At Chicago 0
- 10 At San Francisco 44
- 21 St. Louis 17

1976 (5-2)

- 10 Detroit 7 (Hall of Fame Game at Canton, Ohio)
- 14 Chicago 15
- 7 At San Francisco 17
- 13 At Dallas 9
- 52 Seattle 7
- 21 At St. Louis 17
- 30 Minnesota 17

1977 (5-1)

- 14 Baltimore 8
- 15 St. Louis 7
- 10 At Atlanta 2
- 24 At Philadelphia 28
- 27 At Seattle 10
- 20 At San Francisco 0

1978 (2-2)

- 17 At Houston 12
- 14 Dallas 21
- 23 At Buffalo 13
- 13 San Francisco 24

1979

- 6 At Dallas 7
- 13 Washington 6
- 21 At San Francisco 0
- 20 New England 17 (OT)

ALL-TIME PRE-SEASON RESULTS (Continued)

1980 (2-2)

- 17 Cincinnati 6
- 6 At New York Giants 9
- 13 Los Angeles 26
- 38 At Green Bay 0

1982 (4-0)

- 33 At Los Angeles Rams 20
- 17 Miami 14
- 27 Minnesota 17
- 20 At New York Jets 13

1984 (3-1)

- 13 Washington 16
- 21 San Francisco 20
- 31 Indianapolis 0
- 24 At Atlanta 13

1986 (2-2)

- 7 New Orleans 10
- 27 At Minnesota 29
- 14 San Francisco 9
- 19 Los Angeles Rams 10

1988 (3-1)

- 40 at L.A. Rams 31
- 34 San Francisco 24
- 13 at Miami 16
- 21 Indianapolis 20

REGULAR SEASON SERIES RECORDS

ATLANTA FALCONS

- 1970—At Den 24, Atl 10
- 1972—At Atl 23, Den 20
- 1975—At Atl 35, Den 21
- 1979—Den 20, At Atl 17 (OT)
- 1982—Atl 34, At Den 27
- 1985—Den 44, At Atl 28
- 1988—At Den 30, Atl 14
(Broncos 4, Falcons 3)

BUFFALO BILLS

- 1960—Den 27, At Buf 21
- 1960—At Den 38, Buf 38 (tie)
- 1961—Den 22, At Buf 10
- 1961—Buf 23, At Den 10
- 1962—Den 23, At Buf 20
- 1962—Buf 45, At Den 38
- 1963—Buf 30, At Den 28
- 1963—At Buf 27, Den 17
- 1964—At Buf 30, Den 13
- 1964—Buf 30, At Den 19
- 1965—Buf 30, At Den 15
- 1965—At Buf 31, Den 13
- 1966—At Buf 38, Den 21
- 1967—Buf 17, At Den 16
- 1967—Den 21, At Buf 20
- 1968—At Den 34, Buf 32
- 1969—At Buf 41, Den 28
- 1970—Den 25, At Buf 10
- 1975—At Buf 38, Den 14
- 1977—At Den 26, Buf 6
- 1979—Den 19, At Buf 16
- 1981—At Buf 9, Den 7
- 1984—Den 37, At Buf 7
- 1987—At Buf 21, Den 14
(Broncos 9, Bills 14, 1 tie)

CHICAGO BEARS

- 1971—At Den 6, Chi 3
- 1973—Chi 33, At Den 14
- 1976—Den 28, At Chi 14
- 1978—At Den 16, Chi 7
- 1981—At Chi 35, Den 24
- 1983—At Chi 31, Den 14

1981 (2-2)

- 7 New York Jets 33
- 14 At Miami 24
- 17 Green Bay 7
- 24 At Cincinnati 20

1983 (3-1)

- 10 Seattle 7
- 21 Atlanta 10
- 19 Cleveland 10
- 3 At Minnesota 34

1985 (2-2)

- 20 N.Y. Giants 30
- 20 At San Francisco 13
- 20 Indianapolis 3
- 9 Minnesota 13

1987 (3-2)

- 27 L.A. Rams 28 (London)
- 20 Green Bay 14 (Phoenix)
- 31 Miami 28
- 24 at L.A. Rams 20
- 17 Minnesota 27

1984—At Chi 27, Den 0

- 1986—At Den 31, Chi 29
(Broncos 4, Bears 4)

CINCINNATI BENGALS

- 1968—At Cin 24, Den 10
- 1968—At Den 10, Cin 7
- 1969—Den 30, At Cin 23
- 1969—At Den 27, Cin 16
- 1971—Cin 24, At Den 10
- 1972—At Cin 21, Den 10
- 1973—At Den 28, Cin 10
- 1975—Cin 17, At Den 16
- 1976—At Cin 17, Den 7
- 1977—Den 24, At Cin 13
- 1979—At Den 10, Cin 0
- 1981—At Cin 38, Den 21
- 1983—At Den 24, Cin 17
- 1984—At Den 20, Cin 17
- 1986—At Den 34, Cin 28
(Broncos 9, Bengals 6)

CLEVELAND BROWNS

- 1970—Cle 27, At Den 13
- 1971—Den 27, At Cle 0
- 1972—Cle 27, At Den 20
- 1974—At Cle 23, Den 21
- 1975—At Den 16, Cle 15
- 1976—At Den 44, Cle 13
- 1978—Den 19, At Cle 7
- 1980—Den 19, At Cle 16
- 1981—At Den 23, Cle 20 (OT)
- 1983—At Den 27, Cle 6
- 1984—Den 24, At Cle 14
- 1988—At Den 30, Cle 7
(Broncos 9, Browns 3)

DALLAS COWBOYS

- 1973—Dal 22, At Den 10
- 1977—At Dal 14, Den 6
- 1980—At Den 41, Dal 20
- 1986—At Den 29, Dal 14
(Broncos 2, Cowboys 2)

SERIES RECORDS (Continued)

DETROIT LIONS

- 1971—Det 24, At Den 20
- 1974—Den 31, At Det 27
- 1978—At Det 17, Den 14
- 1981—At Den 27, Det 21
- 1984—Den 28, At Det 7
- 1987—At Den 34, Det 0
(Broncos 4, Lions 2)

GREEN BAY PACKERS

- 1971—At GB 34, Den 13 (Milw.)
- 1975—At Den 23, GB 13
- 1978—At Den 16, GB 3
- 1984—At Den 17, GB 14
- 1987—At GB 17, Den 17 (OT) (Milw.)
(Broncos 3, Packers 1, 1 tie)

HOUSTON OILERS

- 1960—Hou 45, At Den 25
- 1960—At Hou 20, Den 10
- 1961—Hou 55, At Den 14
- 1961—At Hou 45, Den 14
- 1962—At Den 20, Hou 10
- 1962—At Hou 34, Den 17
- 1963—At Hou 20, Den 14
- 1963—Hou 33, At Den 24
- 1964—Hou 38, At Den 17
- 1964—At Hou 34, Den 15
- 1965—At Den 28, Hou 17
- 1965—Den 31, At Hou 21
- 1966—At Hou 45, Den 7
- 1966—At Den 40, Hou 38
- 1967—At Hou 10, Den 6
- 1967—Hou 20, At Den 18
- 1968—At Hou 38, Den 17
- 1969—At Hou 24, Den 21
- 1969—At Den 20, Hou 20
- 1970—At Hou 31, Den 21
- 1972—At Den 30, Hou 17
- 1973—Den 48, At Hou 20
- 1974—At Den 37, Hou 14
- 1976—At Hou 17, Den 3
- 1977—Den 24, At Hou 14
- 1980—Hou 20, At Den 16
- 1983—Den 26, At Hou 14
- 1985—At Den 31, Hou 20
- 1987—Hou 40, At Den 10
(Broncos 10, Oilers 18, 1 tie)

INDIANAPOLIS COLTS (Baltimore Colts 1953-83)

- 1974—Den 17, At Bal 6
- 1977—At Den 27, Bal 13
- 1978—At Bal 7, Den 6
- 1981—At Den 28, Bal 10
- 1983—Den 17, At Bal 10
- 1983—At Den 21, Bal 19
- 1985—Den 15, At Ind 10
- 1988—At Ind 55, Den 23
(Broncos 6, Colts 2)

KANSAS CITY CHIEFS (Dallas Texans 1960-62)

- 1960—Dal 17, At Den 14
- 1960—At Dal 34, Den 7
- 1961—Dal 19, At Den 12
- 1961—At Dal 49, Den 21
- 1962—Dal 24, At Den 3
- 1962—At Dal 17, Den 10
- 1963—KC 59, At Den 7
- 1963—At KC 52, Den 21
- 1964—At Den 33, KC 27
- 1964—At KC 49, Den 39
- 1965—KC 31, At Den 23
- 1965—At KC 45, Den 35
- 1966—At KC 37, Den 10
- 1966—KC 56, At Den 10

- 1967—At KC 52, Den 9
- 1967—KC 38, At Den 24
- 1968—At KC 34, Den 2
- 1968—KC 30, At Den 7
- 1969—KC 26, At Den 13
- 1969—At KC 31, Den 17
- 1970—At Den 26, KC 13
- 1970—At KC 16, Den 0
- 1971—KC 16, At Den 3
- 1971—At KC 28, Den 10
- 1972—KC 45, At Den 24
- 1972—At KC 24, Den 21
- 1973—At KC 16, Den 14
- 1973—At Den 14, KC 10
- 1974—Den 17, At KC 14
- 1974—KC 42, At Den 34
- 1975—At Den 37, KC 33
- 1975—At KC 26, Den 13
- 1976—Den 35, At KC 26
- 1976—At Den 17, KC 16
- 1977—At Den 23, KC 7
- 1977—Den 14, At KC 7
- 1978—Den 23, At KC 17 (OT)
- 1978—At Den 24, KC 3
- 1979—Den 24, At KC 10
- 1979—At Den 20, KC 3
- 1980—KC 23, At Den 17
- 1980—At KC 31, Den 14
- 1981—At KC 28, Den 14
- 1981—At Den 16, KC 13
- 1982—KC 37, At Den 16
- 1983—At Den 27, KC 24
- 1983—At KC 48, Den 17
- 1984—At Den 21, KC 0
- 1984—At KC 16, Den 13
- 1985—Den 30, At KC 10
- 1985—At Den 14, KC 13
- 1986—At Den 38, KC 17
- 1986—At KC 37, Den 10
- 1987—Den 26, At KC 17
- 1987—At Den 20, KC 17
- 1988—At KC 20, Den 13
- 1988—At Den 17, KC 11
(Broncos 22, Chiefs 35)

LOS ANGELES RAIDERS (Oakland Raiders 1960-81)

- 1960—At Den 31, Oak 14
- 1960—At Oak 48, Den 10
- 1961—At Oak 33, Den 19
- 1961—At Den 27, Oak 24
- 1962—At Den 44, Oak 7
- 1962—Den 23, At Oak 6
- 1963—Oak 26, At Den 10
- 1963—At Oak 35, Den 31
- 1964—At Oak 40, Den 7
- 1964—At Den 20, Oak 20
- 1965—Oak 28, At Den 20
- 1965—At Oak 24, Den 13
- 1966—Oak 17, At Den 3
- 1966—At Oak 28, Den 10
- 1967—At Oak 51, Den 0
- 1967—Oak 21, At Den 17
- 1968—Oak 43, At Den 7
- 1968—At Oak 33, Den 27
- 1969—Oak 24, At Den 14
- 1969—At Oak 41, Den 10
- 1970—At Oak 35, Den 23
- 1970—Oak 24, At Den 19
- 1971—Oak 27, At Den 16
- 1971—At Oak 21, Den 13
- 1972—Den 30, At Oak 23
- 1972—Oak 37, At Den 20
- 1973—At Den 23, Oak 23
- 1973—At Oak 21, Den 17
- 1974—Oak 28, At Den 17
- 1974—Den 20, At Oak 17

SERIES RECORDS (Continued)

1975—Oak 42, At Den 17
 1975—At Oak 17, Den 10
 1976—Oak 17, At Den 10
 1976—At Oak 19, Den 3
 1977—Den 30, At Oak 7
 1977—Oak 24, At Den 14
 1978—At Den 14, Oak 6
 1978—Den 21, At Oak 6
 1979—At Oak 27, Den 3
 1979—Oak 14, At Den 10
 1980—At Oak 9, Den 3
 1980—Oak 24, At Den 21
 1981—At Den 9, Oak 7
 1981—Den 17, At Oak 0
 1982—At LA 27, Den 10
 1983—LA 22, At Den 7
 1983—At LA 22, Den 20
 1984—At Den 16, LA 13
 1984—Den 22, At LA 19 (OT)
 1985—At LA 31, Den 28 (OT)
 1985—LA 17, At Den 14 (OT)
 1986—At Den 38, LA 36
 1986—Den 21, At LA 10
 1987—At Den 30, LA 14
 1987—Den 23, At LA 17
 1988—LA 30, At Den 27 (OT)
 1988—At LA 21, Den 20
 (Broncos 17, Raiders 38, 2 ties)

LOS ANGELES RAMS

1972—Den 16, At LA 10
 1974—LA 17, At Den 10
 1979—LA 13, At Den 9
 1982—Den 27, At LA 24
 1985—At LA 20, Den 16
 1988—At Den 35, LA 24
 (Broncos 3, Rams 3)

MIAMI DOLPHINS

1966—At Mia 24, Den 7
 1966—At Den 17, Mia 7
 1967—At Mia 35, Den 21
 1968—At Den 21, Mia 14
 1969—At Mia 27, Den 24
 1971—At Den 10, Mia 10
 1975—At Mia 14, Den 13
 1985—Mia 30, At Den 26
 (Broncos 2, Dolphins 5, 1 tie)

MINNESOTA VIKINGS

1972—Min 23, At Den 20
 1978—At Min 12, Den 9 (OT)
 1981—At Den 19, Min 17
 1984—At Den 42, Min 21
 1987—At Min 34, Den 27
 (Broncos 2, Vikings 3)

NEW ENGLAND PATRIOTS (Boston Patriots 1960-70)

1960—Den 13, At Bos 10
 1960—At Den 31, Bos 24
 1961—At Bos 45, Den 17
 1961—Bos 28, At Den 24
 1962—At Bos 41, Den 16
 1962—Bos 33, At Den 29
 1963—At Den 14, Bos 10
 1963—At Bos 40, Den 21
 1964—Bos 39, At Den 10
 1964—At Bos 12, Den 7
 1965—Den 27, At Bos 10
 1965—Bos 28, At Den 20
 1966—Bos 24, At Den 10
 1966—Den 17, At Bos 10
 1967—At Den 26, Bos 21
 1968—Bos 20, At Den 17
 1968—Den 35, At Bos 14
 1969—At Den 35, Bos 7

1972—At Den 45, NE 21
 1976—At NE 38, Den 14
 1979—At Den 45, NE 10
 1980—At NE 23, Den 14
 1984—At Den 26, NE 19
 1986—At Den 27, NE 20
 1987—At Den 31, NE 20
 1988—At Den 21, NE 10
 (Broncos 14, Patriots 12)

NEW ORLEANS SAINTS

1970—Den 31, At NO 6
 1974—At Den 33, NO 17
 1979—At Den 10, NO 3
 1985—At Den 34, NO 23
 1988—At NO 42, Den 0
 (Broncos 4, Saints 1)

NEW YORK GIANTS

1972—At NY 29, Den 17
 1976—At Den 14, NY 13
 1980—Den 14, At NY 9
 1986—At NY 19, Den 16
 (Broncos 2, Giants 2)

NEW YORK JETS

(New York Titans 1960-62)
 1960—At NY 28, Den 24
 1960—NY 30, At Den 27
 1961—At NY 35, Den 28
 1961—At Den 27, NY 10
 1962—Den 32, At NY 10
 1962—NY 46, At Den 45
 1963—Den 35, NY 35
 1963—NY 14, At Den 9
 1964—At NY 30, Den 6
 1964—At Den 20, NY 16
 1965—At Den 16, NY 13
 1965—At NY 45, Den 10
 1966—NY 16, At Den 7
 1967—NY 38, At Den 24
 1967—Den 33, At NY 24
 1968—Den 21, At NY 13
 1969—At Den 21, NY 19
 1973—Den 40, At NY 28
 1976—At Den 46, NY 3
 1978—NY 31, At Den 28
 1980—At Den 31, NY 24
 1986—At NY 22, Den 10
 (Broncos 10, Jets 11, 1 tie)

PHILADELPHIA EAGLES

1971—At Phi 17, Den 16
 1975—At Den 25, Phi 10
 1980—At Phi 27, Den 6
 1983—Phi 13, At Den 10
 1986—Den 33, At Phil 7
 (Broncos 2, Eagles 3)

PHOENIX CARDINALS (St. Louis Cardinals 1960-87)

1973—Den 17, At SL 17
 1977—At Den 7, SL 0
 (Broncos 1, Cardinals 0, 1 tie)

PITTSBURGH STEELERS

1970—At Den 16, Pit 13
 1971—Den 22, At Pit 10
 1973—Den 23, At Pit 13
 1974—At Den 35, Pit 35 (OT)
 1975—At Pit 20, Den 9
 1977—At Den 21, Pit 7
 1978—Pit 21, At Den 17
 1979—At Pit 42, Den 7
 1983—Den 14, At Pit 10
 1985—Den 31, At Pit 23
 1986—Den 21, At Pit 10
 1988—At Pit 39, Den 23
 (Broncos 7, Steelers 4, 1 tie)

SERIES RECORDS (Continued)

SAN DIEGO CHARGERS (Los Angeles Chargers 1960)

1960—LA 23, At Den 19
 1960—At LA 41, Den 33
 1961—At SD 37, Den 0
 1961—SD 19, At Den 16
 1962—At Den 30, SD 21
 1962—Den 23, At SD 20
 1963—At Den 50, SD 34
 1963—At SD 58, Den 20
 1964—At SD 42, Den 14
 1964—SD 31, At Den 20
 1965—At SD 34, Den 31
 1965—SD 35, At Den 21
 1966—At SD 24, Den 17
 1966—At Den 20, SD 17
 1967—SD 38, At Den 21
 1967—At SD 24, Den 20
 1968—At SD 55, Den 24
 1968—SD 47, At Den 23
 1969—At Den 13, SD 0
 1969—At SD 45, Den 24
 1970—At SD 24, Den 21
 1970—At Den 17, SD 17
 1971—At Den 20, SD 16
 1971—At SD 45, Den 17
 1972—At SD 37, Den 14
 1972—At Den 38, SD 13
 1973—At Den 30, SD 19
 1973—Den 42, At SD 28
 1974—At Den 27, SD 7
 1974—At SD 17, Den 0
 1975—Den 27, At SD 17
 1975—At Den 13, SD 10 (OT)
 1976—At Den 26, SD 0
 1976—Den 17, At SD 0
 1977—Den 14, At SD 10
 1977—At Den 17, SD 9
 1978—At Den 27, SD 14
 1978—At SD 23, Den 0
 1979—At Den 7, SD 0
 1979—At SD 17, Den 7
 1980—SD 30, At Den 13
 1980—Den 20, At SD 13
 1981—At Den 42, SD 24
 1981—At SD 34, Den 17
 1982—SD 23, At Den 3
 1982—At SD 30, Den 20
 1983—At Den 14, SD 6
 1983—At SD 31, Den 7
 1984—At Den 16, SD 13
 1984—Den 16, At SD 13
 1985—At SD 30, Den 10
 1985—At Den 30, SD 24 (OT)

1986—Den 31, At SD 14
 1986—SD 9, At Den 3
 1987—Den 31, At SD 17
 1987—At Den 24, SD 0
 1988—At Den 34, SD 3
 1988—Den 12, At SD 0
 (Broncos 29, Chargers 28, 1 tie)

SAN FRANCISCO 49ERS

1970—At SF 19, Den 14
 1973—SF 36, At Den 34
 1979—Den 38, At SF 28
 1982—At Den 24, SF 21
 1985—At Den 17, SF 16
 1988—Den 16, At SF 13 (OT)
 (Broncos 4, 49ers 2)

SEATTLE SEAHAWKS

1977—Den 24, At Sea 13
 1978—At Den 28, Sea 7
 1978—Den 20, At Sea 17 (OT)
 1979—At Den 37, Sea 34
 1979—At Sea 28, Den 23
 1980—At Den 36, Sea 20
 1980—Den 25, At Sea 17
 1981—At Sea 13, Den 10
 1981—At Den 23, Sea 13
 1982—Sea 17, At Den 10
 1982—At Sea 13, Den 11
 1983—At Sea 27, Den 19
 1983—At Den 38, Sea 27
 1984—Sea 27, At Den 24
 1984—Den 31, At Sea 14
 1985—At Den 13, Sea 10 (OT)
 1985—Den 27, At Sea 24
 1986—At Den 20, Sea 13
 1986—At Sea 41, Den 16
 1987—At Den 40, Sea 17
 1987—At Sea 28, Den 21
 1988—Sea 21, At Den 14
 1988—At Sea 42, Denver 14
 (Broncos 13, Seahawks 10)

TAMPA BAY BUCCANEERS

1976—At Den 48, TB 13
 1981—Den 24, At TB 7
 (Broncos 2, Buccaneers 0)

WASHINGTON REDSKINS

1970—Was 19, At Den 3
 1974—At Was 30, Den 3
 1980—At Den 20, Was 17
 1986—At Den 31, Was 30
 (Broncos 2, Redskins 2)

Over the past 12 NFL seasons (1977-88), the Denver Broncos have:

- won the AFC Championship three times and played in the Super Bowl three times ('77, '86, '87).
- won the AFC West title five times ('77, '78, '84, '86, '87), more than any other team in the division.
- made the playoffs seven times ('77, '78, '79, '83, '84, '86, '87) and barely missed out on postseason play twice despite records of 10-6-0 ('81) and 11-5-0 ('85).
- been the only NFL team to post eight 10-win seasons.
- posted a 114-67-1 (.629) record, second only in the NFL to Miami.
- won more home games than any NFL team and tied with Miami for the best home game winning percentage (70-22-0, .761).
- posted the eighth best winning percentage on the road (44-45-1, .494).
- been the winningest team in the NFL's winningest division, the AFC West.

THE NFL 1977-88

	W	L	T	Pct.
Miami	117	64	1	.646
DENVER	114	67	1	.629
Washington	114	68	0	.626
Dallas	113	69	0	.621
Chicago	112	70	0	.615
LA Raiders	110	72	0	.604
LA Rams	106	76	0	.582
Pittsburgh	103	79	0	.566
New England	102	80	0	.561
San Francisco	99	82	1	.547

DENVER BRONCOS MONDAY NIGHT GAMES

Overall record: 9-12-1
(Home team in caps)

INDIANAPOLIS 55, Denver 23, Oct. 31, 1988
L.A. Raiders 30, DENVER 27 (OT), Sept. 26, 1988
DENVER 31, Chicago 29, Nov. 16, 1987
MINNESOTA 34, Denver 27, Oct. 26, 1987
DENVER 30, L.A. Raiders 14, Oct. 12, 1987
NEW YORK JETS 22, Denver 10, Oct. 20, 1986
Denver 21, PITTSBURGH, Sept. 15, 1986
DENVER 17, San Francisco 16, Nov. 11, 1985
DENVER 17, Green Bay, Oct. 15, 1984
DENVER 19, Minnesota 17, Nov. 2, 1981
OAKLAND 9, Denver 3, Dec. 1, 1980
DENVER 20, Washington 17, Oct. 13, 1980
NEW ENGLAND 23, Denver 14, Sept. 29, 1980
SAN DIEGO 17, Denver 7, Dec. 17, 1979
PITTSBURGH 42, Denver 7, Oct. 22, 1979
DENVER 16, Chicago 7, Oct. 16, 1978
MINNESOTA 12, Denver 9 OT, Sept. 11, 1978
OAKLAND 17, Denver 10, Dec. 8, 1975
DENVER 23, Green Bay 13, Sept. 29, 1975
Kansas City 42, DENVER 34, Nov. 18, 1974
WASHINGTON 30, Denver 3, Sept. 30, 1974
DENVER 23, Oakland 23, Oct. 22, 1973

DENVER BRONCOS THURSDAY-SUNDAY NIGHT GAMES

Overall record: 3-3-0
(Home team in caps)

SEATTLE 42, Denver 14, Sun., Dec. 11, 1988
SEATTLE 28, Denver 21, Sun., Dec. 19, 1987
Denver 27, SEATTLE 24, Fri., Dec. 20, 1985
Denver 24, CLEVELAND 14, Sun., Sept. 16, 1984
Los Angeles Rams 13, DENVER 9, Thurs., Sept. 6, 1979
Denver 21, Oakland 6, Sun., Dec. 3, 1978

DENVER BRONCOS OVERTIME GAMES

Overall record: 10-4-2
(Home team in caps)

Denver 16, SAN FRANCISCO 13, Oct. 9, 1988
L.A. Raiders 30, DENVER 27, Sept. 26, 1988
Denver 17, GREEN BAY (Milw.) 17, Sept. 20, 1987
Denver 23, CLEVELAND 20, Jan. 11, 1987 (AFC Championship)
Los Angeles Raiders 17, DENVER 14, Dec. 8, 1985
LOS ANGELES RAIDERS 31, Denver 28, Nov. 24, 1985
DENVER 30, San Diego 24, Nov. 17, 1985
DENVER 13, Seattle 10, Oct. 20, 1985
Denver 22, LOS ANGELES RAIDERS 19, Oct. 28, 1984
DENVER 23, Cleveland 20, Nov. 8, 1981
Denver 20, ATLANTA 17, Sept. 16, 1979
Denver 20, SEATTLE 17, Oct. 29, 1978
Denver 23, KANSAS CITY 17, Sept. 24, 1978
MINNESOTA 12, Denver 9, Sept. 11, 1978
DENVER 13, San Diego 10, Nov. 30, 1975
DENVER 35, Pittsburgh 35, Sept. 22, 1974

PLAYOFF HISTORY

WASHINGTON 42, DENVER 10 SUPER BOWL XXII

SAN DIEGO, Calif., Jan. 31 — The Washington Redskins scored 35 points in the second quarter to power their 42-10 victory over the Broncos in Super Bowl XXII, played at San Diego Jack Murphy Stadium. Super Bowl MVP Doug Williams of Washington completed 18 of 29 passes for 340 yards and four TDs, while rusher Timmy Smith gained 204 yards on 22 carries, scoring twice, and wide receiver Ricky Sanders caught nine passes for 193 yards and two touchdowns. Overall, The Redskins gained 602 yards of total offense to Denver's 327. The Broncos took the early lead on their first play from scrimmage, a 56-yard bomb from John Elway to Ricky Nattiel, coming with just 1:57 gone in the game. Denver's next possession stalled at the Redskins' seven-yard line, as Rich Karlis put the Broncos up 10-0 with a 24-yard field goal. In the second quarter, however, Denver's dreams of a World Championship were blown apart by Redskins. On Washington's first play of the quarter, Williams and Sanders combined for an 80-yard TD to bring the score to 10-7. The Redskins took the lead for good on the fifth play of their next possession when Williams hit Gary Clark for 27 yards and a score. Denver got as far as the Washington 26 on its next drive, but Karlis' 43-yards field goal attempt sailed wide left. Two plays later Timmy Smith scored on a 58-yard run to increase the Washington lead to 21-10. The Redskins' next possession ended with a 50-yard Williams-to-Sanders TD pass, and minutes later, Williams and Clint Didier combined for a seven-yard TD pass to give Washington a 35-10 lead at halftime. The Broncos could move only as far as the Redskins' 48-yard line in the second half, while Washington closed out the scoring late in the game on a four-yard run by Smith.

Washington	0	35	0	7	—	42
Denver	10	0	0	0	—	10

Den-Nattiel 56 pass from Elway
(Karlis kick) (1-56)
Den-Karlis 24 FG (7-61)
Wash-Sanders 80 pass from Williams
(Haji-Sheikh kick) (1-80)
Wash-Clark 27 pass from Williams
(Haji-Sheikh kick) (5-64)
Wash-Smith 58 run
(Haji-Sheikh kick) (2-74)
Wash-Sanders 50 pass from Williams
(Haji-Sheikh kick) (3-60)
Wash-Didier 8 pass from Williams (Haji-Sheikh kick) (7-79)
Wash-Smith 4 run (Haji-Sheikh kick) (4-68)
Attendance — 73,302

Team Statistics	Wash	Den
First downs	25	18
Rushes-yards	40-280	17-97
Passing yards	322	230
Return yards	11	18
Passes	30-18-1	39-15-3
Punts	4-37.5	7-36.1
Fumbles-lost	1-0	0-0
Penalties-yards	6-65	5-26
Time of Possession	35:15	24:45

INDIVIDUAL STATISTICS

Washington

RUSHING — Sanders 1-(-4), Smith 23-204, Williams 2-(-2), Bryant 8-38, Clark 1-25, Rogers 5-17, Griffin 1-2. **PASSING** — Williams 18-29-1, 340 yards, Schroeder 0-1-0. **RECEIVING** — Sanders 9-193, Smith 1-9, Bryant 1-20, Monk 1-40, Warren 2-15, Clark 3-55, Didier 1-8.

Denver

RUSHING — Elway 3-32, Sewell 1-(-3), Winder 8-30, Lang 5-38. **PASSING** — Elway 14-38-3, 257 yards, Sewell 1-1-0, 23 yards. **RECEIVING** — Nattiel 2-69, Elway 1-23, Jackson 4-76, Sewell 4-41, Winder 1-26, Lang 1-7, Kay 2-38.

STARTERS

80 Mark Jackson, WR	61 Andre Townsend, LE
70 Dave Studdard, LT	71 Greg Kragen, NT
54 Keith Bishop, LG	75 Rulon Jones, RE
62 Mike Freeman, C	73 Simon Fletcher, LOLB
79 Stefan Humphries, RG	77 Karl Mecklenburg, LILB
76 Ken Lanier, RT	98 Ricky Hunley, RILB
88 Clarence Kay, TE	50 Jim Ryan, ROLB
84 Ricky Nattiel, WR	36 Mark Haynes, LCB
7 John Elway, QB	45 Steve Wilson, RCB
23 Sammy Winder, RB	49 Dennis Smith, SS
33 Gene Lang, FB	22 Tony Lilly, FS

SUBSTITUTIONS — 2 M. Horan, 3 R. Karlis, 8 G. Kubiak, 24 T. Boddie, 27 K. Clark, 28 J. Castille, 30 S. Sewell, 34 T. Braxton, 35 K. Bell, 38 B. Plummer, 46 B. Micho, 48 R. Robbins, 55 R. Dennison, 56 M. Brooks, 59 T. Lucas, 65 W. Bowyer, 72 K. Kartz, 81 S. Watson, 82 V. Johnson, 89 O. Mobley, 90 F. Gilbert, 97 B. Kostermann. DNP-68 L. Lee.

DENVER 38, CLEVELAND 33 AFC CHAMPIONSHIP GAME

DENVER, CO., Jan. 17 — Denver's Jeremiah Castille recovered a Cleveland fumble on the Denver three-yard line with just over a minute left in the game, halting a desperate drive by the Browns and preserving a victory for Denver. With the win, Denver became the first AFC Champion since the Pittsburgh Steelers in 1978-79 to win the conference in consecutive seasons. The Broncos were presented with the first scoring opportunity of the game when Freddie Gilbert caught a deflected Bernie Kosar pass on the contest's third play. Denver took four plays to go 18 yards, scoring on an eight-yard pass from John Elway to Ricky Nattiel. The Browns next drive reached the Bronco 45 before Kevin Mack fumbled, and it was recovered by Steve Wilson on the Denver 40. Two plays later Gene Lang took off on a 42-yard run, the longest in postseason history for Denver, taking the ball to the Cleveland 11. Six plays later, faced with a third-and-goal from the three, Elway's pass into the endzone fell incomplete, but Cleveland was penalized for holding, giving the Broncos new life at the Browns' one. Steve Sewell scored on first down to give Denver a 14-0 lead with 11 minutes gone in the first quarter. The Browns took 13 plays to move 64 yards for their first points of the game, scoring on a 24-yard Matt Bahr field goal. On the sixth play of the following Bronco drive, Elway scrambled for seven yards to the Denver 46, and a Cleveland penalty put the Broncos at the Cleveland 39. Four plays later Elway hit Ricky Nattiel for 21 yards, down to the Cleveland one, and Gene Lang carried it into the endzone to up Denver's lead to 21-3. Both teams missed field goals in the latter part of the first half, and the Broncos took their 18-point lead into the dressing room at halftime. After Elway was intercepted by Felix Wright four plays into the second half, Cleveland needed just three plays to go 35 yards and score on an 18-yard pass from Bernie Kosar to Reggie Langhorne. The Broncos answered that four plays into their next drive, when on a third-and-10 from the Denver 20, Elway scrambled right and threw a pass to Mark Jackson, who was standing at the Bronco 25. Jackson evaded two tackles and sprinted for a touchdown to complete an 80-yard scoring play and give the Broncos a 28-10 lead. Kosar and the Browns roared right back, moving 80 yards in five plays to score on a 32-yard Kosar-to-Earnest Byner pass. After a Bronco punt, Cleveland engineered another scoring drive, going 42 yards in four plays and scoring on a four-yard run by Byner to narrow the Bronco lead to 28-24. Just before the end of the third period, Rich Karlis capped off a Denver possession with a 38-yard field goal. The Browns, however, moved 86 yards in nine plays to tie the score at 31-31 on a four-yard pass from Kosar to Webster Slaughter. After an exchange of punts, Denver began a drive at their own 25 with 5:14 left in the game. On first down, Elway threw a 26-yard pass to Nattiel, and three plays later, duplicated the play to take the ball to the Cleveland 20. On the next play Elway passed to Sammy Winder, who caught it at the 23 and rambled the rest of the way into the endzone to put the Broncos up 38-31 with just over four minutes left. Kosar and the Browns rallied back and got to the Denver eight-yard line with 1:12 remaining, when Byner ran to the three, but had the ball stripped by Castille, who recovered for the Broncos. Denver was forced into a fourth down situation with 13 seconds left, and punter Mike Horan carried the ball out of the back of the endzone for a safety, making the score 38-33 in Denver's favor. After the ensuing free kick, Cleveland attempted one pass before time ran out.

Cleveland	0	3	21	9	—	33
Denver	14	7	10	7	—	38

Den-Nattiel 8 pass from Elway
(Karlis kick) (4-18)
Den-Sewell 1 run (Karlis kick) (8-60)
Clev-Bahr 24 FG (13-64)
Den-Lang 1 run (Karlis kick) (11-80)
Clev-Langhorne 18 pass from Kosar
(Bahr kick) (3-35)
Den-Jackson 80 pass from Elway
(Karlis kick) (3-80)
Clev-Byner 32 pass from Kosar
(Bahr kick) (5-80)
Clev-Byner 4 run (Bahr kick) (4-32)
Den-Karlis 38 FG (9-59)
Clev-Slaughter 4 pass from Kosar (Bahr kick) (9-86)
Den-Winder 20 pass from Elway (Karlis kick) (5-75)
Clev-Safety, Horan runs out of endzone
Attendance — 75,993

Team Statistics	Clev	Den
First downs	25	24
Rushes-yards	27-128	39-156
Passing yards	336	256
Return yards	37	13
Passes	41-26-1	26-14-1
Punts	2-48.0	3-33.7
Fumbles-lost	3-3	2-1
Penalties-yards	7-59	7-44
Time of Possession	31:37	28:23

84 Ricky Nattiel, WR
70 Dave Studdard, LT
54 Keith Bishop, LG
62 Mike Freeman, C
79 Stefan Humphries, RG
76 Ken Lanier, RT
88 Clarence Kay, TE
80 Mark Jackson, WR
7 John Elway, QB
23 Sammy Winder, RB
33 Gene Lang, RB

STARTERS

61 Andre Townsend, LE
71 Greg Kragen, NT
75 Rulon Jones, RE
73 Simon Fletcher, LOLB
77 Karl Mecklenburg, LILB
98 Ricky Hunley, RILB
50 Jim Ryan, ROLB
36 Mark Haynes, LCB
22 Tony Lilly, FS
49 Dennis Smith, SS
45 Steve Wilson, RCB

SUBSTITUTES — 2 M. Horan, 3 R. Karlis, 8 G. Kubiak, 24 T. Boddie, 27 K. Clark, 28 J. Castille, 30 S. Sewell, 34 T. Braxton, 35 K. Bell, 38 B. Plummer, 46 B. Micho, 48 R. Robbins, 55 R. Dennison, 56 M. Brooks, 59 T. Lucas, 65 W. Bowyer, 72 K. Kartz, 81 S. Watson, 86 M. Andrews, 89 O. Mobley, 90 F. Gilbert, 95 S. Bryan, 97 B. Klostermann.

INDIVIDUAL STATISTICS

Cleveland

RUSHING — Byner 15-67, Mack 12-61. **PASSING** — Kosar 26-41-1, 356 yards. **RECEIVING** — Byner 7-120, Newsome 3-35, Tennell 1-5, Weathers 1-19, Slaughter 4-53, Brennan 4-48, Langhorne 2-48, Mack 4-28.

Denver

RUSHING — Winder 20-72, Elway 11-36, Lang 5-51, Sewell 1-1, Boddie 1-8, Horan 1-(-12). **PASSING** — Elway 14-26-1, 281 yards. **RECEIVING** — Nattiel 5-95, Sewell 1-10, Winder 3-34, Jackson 4-134, Mobley 1-8.

DENVER 34, HOUSTON 10

1987 AFC DIVISIONAL PLAYOFF GAME

DENVER, CO., Jan. 10 — The Broncos advanced to the AFC Championship game after beating the Oilers 34-10, the largest margin of victory ever for the Broncos in postseason play. The Broncos were led to on defense by Mark Haynes and Karl Mecklenburg, who both picked up key interceptions, and on offense by quarterback John Elway (14 of 25, 259 yards, two TDs) and receivers Vance Johnson (four catches for 105 yards) and Clarence Kay (three catches for 57 yards and two TDs). Punter Mike Horan put the Oilers in a hole after the Broncos' first drive stalled, sending a punt to the Houston five-yard line, where two plays later, a lateral pass from Warren Moon to Mike Rozier was fumbled, and Steve Wilson recovered for Denver on the one. Gene Lang scored two plays later to give the Broncos an early 7-0 lead. Houston's next drive reached the Bronco 20-yard line before Mecklenburg intercepted a pass and returned it to the Denver 28. Elway hit Kay for 29 yards on the next play to move into Houston territory, and five plays later the same connection was made for a 27-yard touchdown pass, giving the Broncos a 14-0 lead. Both teams added field goals on their first drive of the second quarter to make the score 17-3 in Denver's favor. On the fourth Denver play after Houston's field goal, Elway threw a 55-yard bomb to Johnson to move the ball to the Oiler 11. Five plays later Elway hit Kay, again for a touchdown on a one-yard pass to up the lead to 24-3 with less than two minutes left in the half. Denver's first possession of the second half resulted in a Rich Karlis field goal. Houston then took 10 plays to reach the Denver seven, but Mark Haynes picked off a Moon pass in the end zone and returned it 57 yards, a Bronco playoff record. Houston's next drive reached the Bronco 11 but a pass on fourth down fell incomplete. The Oilers got the ball back three plays later when Patrick Allen intercepted an Elway pass, and that led to a 19-yard TD pass from Moon to Ernest Givins, cutting Denver's lead to 27-10. The Broncos' Kevin Clark recovered the onside kick that followed, and Denver moved 52 yards in seven plays to score the final points of the game on a three-yard run by Elway.

Houston	0	3	0	7	—	10
Denver	14	10	3	7	—	34

Den-Lang 1 run (Karlis kick) (2-1)
Den-Kay 27 pass from Elway (Karlis kick) (6-72)
Den-Karlis 43 FG (7-14)
Hou-Zendejas 46 FG (12-54)
Den-Kay 1 pass from Elway (Karlis kick) (9-80)
Den-Karlis 23 FG (5-51)
Hou-Givins 19 pass from Moon (Zendejas kick) (3-48)
Den-Elway 3 run (Karlis kick) (7-52)
Attendance — 75,968

Team Statistics

	Hou	Den
First Downs	20	19
Rushes-yards	26-73	29-61
Passing yards	264	255
Return yards	2	90
Passes	43-24-2	25-14-1
Punts	3-44-7	2-46-0
Fumbles-lost	2-1	0-0
Penalties-yards	10-73	4-35
Time of Possession	32:33	27:27

INDIVIDUAL STATISTICS

Houston

RUSHING — Highsmith 5-13, Rozier 9-25, Moon 5-15, Givin 1-0, Pinkett 6-20. **PASSING** — Moon 24-43-2, 264 yards. **RECEIVING** — Duncan 4-32, Givins 6-84, Hill 5-93, Williams 1-7, Drewery 2-17, Rozier 1-6, Highsmith 4-20, Pinkett 1-5.

Denver

RUSHING — Sewell 5-9, Winder 13-46, Elway 4-8, Lang 3-(-6), Bell 2-7, Kubiak 2-(-3). **PASSING** — Elway 14-25-1, 259 yards. **RECEIVING** — Johnson 4-105, Kay 3-57, Sewell 3-41, Boddie 1-15, Mobley 1-9, Nattiel 1-7, Lang 1-25.

STARTERS

82 Vance Johnson, WR
70 Dave Studdard, LT
54 Keith Bishop, LG
62 Mike Freeman, C
79 Stefan Humphries, RG
76 Ken Lanier, RT
88 Clarence Kay, TE
80 Mark Jackson, WR
7 John Elway, QB
23 Sammy Winder, RB
89 Orson Mobley, H-back

61 Andre Townsend, LE
71 Greg Kragen, NT
75 Rulon Jones, RE
73 Simon Fletcher, LOLB
77 Karl Mecklenburg, LILB
98 Ricky Hunley, RILB
50 Jim Ryan, ROLB
36 Mark Haynes, LCB
22 Tony Lilly, FS
31 Mike Harden, SS
45 Steve Wilson, RCB

SUBSTITUTES — 2 M. Horan, 3 R. Karlis, 8 G. Kubiak, 24 T. Boddie, 27 K. Clark, 28 J. Castille, 30 S. Sewell, 33 G. Lang, 34 T. Braxton, 35 K. Bell, 38 B. Plummer, 46 B. Micho, 55 R. Dennison, 56 M. Brooks, 59 T. Lucas, 65 W. Bowyer, 68 L. Lee, 72 K. Kartz, 81 S. Watson, 84 R. Nattiel, 86 M. Andrews, 90 F. Gilbert, 97 B. Klostermann.

NEW YORK GIANTS 39, DENVER 20 SUPER BOWL XXI

PASADENA, CA., Jan. 25 — The New York Giants broke open a close game with 24 unanswered points to open the second half, capturing a 39-20 win over the Broncos in Super Bowl XXI. The game, played before a crowd of 101,063 in Pasadena's Rose Bowl, featured outstanding performances by the two quarterbacks, Super Bowl MVP Phil Simms of New York (22 of 25, 268 yards, 3 TDs) and Denver's John Elway (22 of 37, 304 yards, 1 TD). The Broncos won the toss and opened their first drive on the Denver 24, taking eight plays to reach the Giants 31-yard-line. Rich Karlis scored the first points of the game with a 48-yard field goal, tying the Super Bowl record. New York roared right back with a nine-play, 78-yard scoring drive that culminated with a six-yard touchdown pass from Simms to tight end Mark Bavaro. On the possession, Simms was six-for-six for 69 yards, and running back Joe Morris gained 19 yards on just three carries. With five-and-a-half minutes remaining in the first quarter, the Broncos took possession on their own 42 after a 28-yard kickoff return by Ken Bell. Elway completed passes on the first three plays of the drive as Denver reached the New York 33. Two Giant penalties left the Broncos with a first-and-10 at the 12, and on third down, Elway called his own number, scoring from four yards out on a quarterback draw to give Denver a 10-7 lead. The Giants next drive stalled and the Broncos got the ball back at the 14-minute mark of the second quarter. On the third play of the drive, on third-and-18, Elway unleashed a 54-yard bomb to Vance Johnson, giving the Broncos a first down on the Giant 28. Seven plays later Denver had a first-and-goal at the New York one, but failed to score in three plays and Karlis was wide right on a 23-yard field goal attempt. Denver's Orange Crush defense stifled the next Giant drive at the New York 47, and after a punt, the Broncos got the ball back on their own 15. Controversy entered the game when, on second-and-twelve, Elway threw an apparent completion for a first down to Clarence Kay. The pass was ruled incomplete, and that decision was upheld after review of the television replay. On the next play, Giant defensive end George Martin sacked Elway in the end zone for a safety to pull New York within a point of Denver at 10-9. The Giant offense was unable to move the ball on its next possession and punted to Denver. Taking the ball at their own 37, Elway quickly hit Steve Watson for 31 yards and Gerald Willhite for 11 more to give the Broncos a first-and-10 at the Giant 21 with 43 seconds left in the half. Denver was able to get to the 16-yard-line, but Karlis was wide right on a 34-yard field goal attempt with 13 seconds left in the half. New York shot out of the starting blocks in the second half and never looked back, scoring on all three third quarter drives and outgaining Denver in the period 163 yards to two. With the score at 26-10, the Giants mounted a scoring drive on their first possession of the fourth quarter, and they went up 33-10 after Phil McConkey caught a deflected pass in the end zone, Simms's third TD strike of the day. Denver got the ball back at its own 16 and Elway moved the squad to the New York 10, as

Karlis kicked a 27-yard field goal to make the score 33-13. The Giants took only five plays to move 46 yards for their next TD, a two-yard run by Otis Anderson which made the score 39-13. Elway took Denver down the field again and hit Vance Johnson with a 47-yard TD pass for the game's final points.

Denver	10	0	0	10	—	20
New York Giants	7	2	17	13	—	39

Den—Karlis 48 FG (8-45)
 NYG—Mowatt 6 pass from Simms (Allegre kick) (9-78)
 Den—Elway 4 run (Karlis kick) (6-58)
 NYG—Safety—Elway tackled in end zone by Martin
 NYG—Bavaro 13 pass from Simms (Allegre kick) (8-63)
 NYG—Allegre 21 FG (9-32)
 NYG—Morris 1 run (Allegre kick) (5-68)
 NYG—McConkey 6 pass from Simms (Allegre kick) (6-52)
 Den—Karlis 28 FG (13-73)
 NYG—Anderson 2 run (Kick failed) (5-46)
 Den—Johnson 47 pass from Elway (Karlis kick) (5-69)
 Attendance—101,063

Team Statistics	Den	NYG
First downs	23	24
Rushes-yards	19-52	38-136
Passing yards	320	263
Return yards	9	18
Passes	41-26-1	25-22-0
Punts	2-41.0	2-46.0
Fumbles-lost	2-0	0-0
Penalties-yards	4-28	6-48
Time of Possession	25:21	34:39

STARTERS

WR 82 Vance Johnson	LE 61 Andre Townsend
LT 70 Dave Studdard	NT 71 Greg Kragen
LG 54 Keith Bishop	RE 75 Rulon Jones
C 64 Billy Bryan	LOLB 50 Jim Ryan
RG 63 Mark Cooper	LILB 77 Karl Mecklenburg
RT 76 Ken Lanier	RILB 98 Ricky Hunley
TE 88 Clarence Kay	ROLB 57 Tom Jackson
WR 81 Steve Watson	LCB 20 Louis Wright
QB 7 John Elway	SS 49 Dennis Smith
RB 23 Sammy Winder	FS 43 Steve Foley
RB 47 Gerald Willhite	RCB 31 Mike Harden

SUBSTITUTIONS — 2 M. Horan, 3 R. Karlis, 8 G. Kubiak, 22 T. Lilly, 30 S. Sewell, 33 G. Lang, 35 K. Bell, 36 M. Haynes, 45 S. Wilson, 48 R. Robbins, 52 K. Woodard, 55 R. Dennison, 59 D. Comeaux, 62 M. Freeman, 69 T. Colorito, 73 S. Fletcher, 74 D. Remsberg, 80 M. Jackson, 84 C. Sampson, 85 J. Hackett, 87 B. Micho, 89 O. Mobley, 90 F. Gilbert.

INDIVIDUAL STATISTICS

Denver

RUSHING—Elway 6-27, Willhite 4-19, Sewell 3-4, Lang 2-2, Winder 4-0. **PASSING**—Elway 22-37-1,304 yards, Kubiak 4-4-0, 48 yards. **RECEIVING**—Johnson 5-121, Willhite 5-39, Winder 4-34, Jackson 3-51, Watson 2-54, Sampson 2-20, Mobley 2-17, Sewell 2-12, Lang 1-4.

New York Giants

RUSHING—Morris 20-67, Simms 3-25, Rouson 3-22, Galbreath 4-17, Carthon 3-4, Anderson 2-1, Rutledge 3-0. **PASSING**—Simms 22-25-0, 268 yards. **RECEIVING**—Bavaro 4-51, Morris 4-20, Carthon 4-13, Robinson 3-62, Manuel 3-43, McConkey 2-50, Rouson 1-23, Mowatt 1-6.

DENVER 23, CLEVELAND 20 OT AFC CHAMPIONSHIP

CLEVELAND, OH, Jan. 11 — Rich Karlis kicked a 33-yard field goal 5:48 into overtime to give the Broncos a 23-20 victory over the Browns. The game was played before a crowd of 79,915 people, who braved a wind chill of five degrees. Cleveland scored first, on the heels of a 14-play, 86-yard drive. Bernie Kosar threw a six-yard TD pass to Herman Fontenot with 5:19 left in the first quarter to put the Browns up 7-0. The next Cleveland drive ended when Ricky Hunley intercepted a Kosar pass, and he returned 14 yards to the Browns' 36. Although the Broncos' ensuing drive stalled, Kosar threw another interception, this one to Jim Ryan, and he returned the ball 26 yards to the Cleveland nine. Four plays later Karlis nailed a 19-yard field goal to make the score 7-3. Denver got another break on Cleveland's next play when Kevin Mack fumbled and Ken Woodard recovered the ball on the Browns' 37. On first down John Elway rambled 34 yards, and two more rushes got Denver to the one-yard line. On fourth-and-goal Gerald Willhite plunged into the end zone to give the Broncos a 10-7 lead. Cleveland kicker Mark Moseley tied the score at 10 apiece with a 29-yard field goal with 20 seconds left in the first half. Both teams saw their first two possessions of the second half end in punts before Denver engineered the first scoring drive of the second half.

Elway drove the Broncos 61 yards in 11 plays, and Karlis put Denver up 13-10 with a 26-yard field goal 12 minutes into the third quarter. The Browns wasted no time mounting a scoring march of their own. Mack rushed for 34 yards in a 10-play, 76-yard drive that culminated with a 24-yard Moseley field goal, knotting the score at 13-13. The Broncos next two possessions ended in punts, and when Cleveland got the ball on its own 48 with 6:40 left in the fourth quarter, the Browns struck quickly. On third-and-six from Denver's 48 yard line, Kosar threw a TD pass to Brian Brennan to give the Browns a 20-13 lead with 5:43 left in regulation. The ensuing kickoff rolled to the Denver two-yard line where Gene Lang fell on it. Pro Bowl-bound Elway then engineered the longest and most important drive of his four-year career. On the fifth play of the drive (on second-and-seven from the Broncos' 15), Elway rushed for 11 yards and a first down. He hit Steve Sewell for a 22-yard gain on the next play, and followed that with a 12-yard strike to Steve Watson to give Denver a first down on the Cleveland 40. After an incompletion and an eight-yard sack, Elway threw a 20-yard pass to Mike Jackson, moving the team to the Cleveland 28. Another incompletion was followed by a 14-yard, Elway-to-Sewell pass, giving the Broncos a first down on the Brown's 14 with 57 seconds left. Elway's next pass was incomplete, and on second down he ran nine yards to the Cleveland five-yard line. On the next play, he hit Jackson for a TD, and Karlis's extra point tied the score at 20 with 39 seconds left in regulation. Cleveland was unable to move the ball as time ran out in the fourth quarter. The Browns won the overtime coin toss and elected to receive. Three plays into the drive, (on third-and-two from the Cleveland 38), the Orange Crush rose up to snuff Herman Fontenot for no gain. Cleveland punted and Willhite returned it to the Bronco 25, where the Denver juggernaut revved it up again. On second-and-five, Elway hit Orson Mobley for a 22-yard gain, and three plays later Elway threw a 28-yard pass to Watson. With a first down on Cleveland's 22-yard line, the Broncos rushed three times to get to the 15, and on fourth down, Karlis hit the 33-yard game winner. Elway accounted for 300 total yards in the game, rushing for 56 and completing 22 of 38 passes for 244 yards. The Broncos kept alive a 1986 record of 13-0 when they scored 20 or more points. Denver also notched its 11th win on natural turf, losing only to San Diego at home on grass.

Denver	0	10	3	7	3	—	23
Cleveland	7	3	0	10	0	—	20

Team Statistics	Den	Clev
Rushes-yards	37-149	33-100
Passing yards	225	256
Return yards	50	37
Passes	38-22-1	32-18-2
Punts	7-37.6	6-43.2
Fumbles-lost	2-0	3-1
Penalties-yards	6-39	9-76
Time of Possession	34:05	31:43

Clev-Fontenot 6 pass from Kosar (Moseley kick) (14-86)
 Den-Karlis 19 FG (4-8)
 Den—Willhite 1 run (Karlis kick) (5-37)
 Clev-Moseley 29 FG (9-53)
 Den-Karlis 26 FG (11-61)
 Clev-Moseley 24 FG (10-76)
 Clev-Brennan 48 pass from Kosar (Moseley kick) (3-52)
 Den-Jackson 5 pass from Elway (Karlis kick) (15-98)
 Den-Karlis 33 FG (9-60)
 Attendance—79,915

STARTERS

WR 82 Vance Johnson	LE 75 Rulon Jones
LT 70 Dave Studdard	NT 71 Greg Kragen
LG 54 Keith Bishop	RE 61 Andre Townsend
C 64 Billy Bryan	LOLB 50 Jim Ryan
RG 63 Mark Cooper	LILB 77 Karl Mecklenburg
RT 76 Ken Lanier	RILB 98 Ricky Hunley
TE 85 Joey Hackett	ROLB 57 Tom Jackson
WR 81 Steve Watson	LCB 20 Louis Wright
QB 7 John Elway	FS 43 Steve Foley
RB 23 Sammy Winder	SS 48 Dennis Smith
TE 89 Orson Mobley	RCB 31 Mike Harden

SUBSTITUTES—2 M. Horan, 3 R. Karlis, 8 G. Kubiak, 22 T. Lilly, 30 S. Sewell, 33 G. Lang, 35 K. Bell, 45 S. Wilson, 47 G. Willhite, 48 R. Robbins, 52 K. Woodard, 55 R. Dennison, 59 D. Comeaux, 62, M. Freeman, 69 T. Colorito, 73 S. Fletcher, 74 D. Remsberg, 80 M. Jackson, 84 C. Sampson, 87 B. Micho, 88 C. Kay, 90 F. Gilbert. **DID NOT PLAY** — 36 M. Haynes.

INDIVIDUAL STATISTICS

Denver

RUSHING—Elway 4-56, Winder 26-83, Willhite 3-0, Sewell 1-1, Lang 3-9. **PASSING** — Elway 22-38-1, 244 yards. **RECEIVING** — Willhite 2-20, Watson 3-55, Winder 2-2, V. Johnson 3-25, Mobley 3-36, Sampson 1-10, Kay 2-23, Lang 1-1, Sewell 3-47, Jackson 2-25.

Cleveland

RUSHING—Mack 26-94, Kosar 4-3, Fontenot 3-3. **PASSING**—Kosar 18-32-2, 259 yards. **RECEIVING**—Langhorne 2-35, Fontenot 7-66, Brennan 4-72, Mack 2-20, Byner 1-4, Weathers 1-42, Slaughter 1-20.

DENVER 22, NEW ENGLAND 17 AFC DIVISIONAL PLAYOFF GAME

DENVER, CO., Jan. 4—Rulon Jones sacked Tony Eason in the end zone for a safety with 1:37 left on the clock to put Denver up 22-17 and halt the Patriots' final comeback drive. The playoff victory was the first since Jan. 1, 1978 for the Broncos, when they defeated Oakland for the AFC Championship. The two teams traded punts in the first nine minutes of the game before Denver posed the initial scoring threat. Starting at their own 20, the Broncos took four plays to reach the New England 7, behind John Elway completions of 39 and 21 yards. On second-and-goal from the four, Elway rolled around the left side and was hit just short of the goal line. He was penalized (delay of game) for spiking the ball after the play, and that set Denver back to the six. Two plays later Rich Karlis nailed a 27-yard field goal to give Denver a 3-0 lead. New England mounted a seven-play, 87-yard drive later in the quarter, with Eason hitting Stanley Morgan for a 19-yard TD. The Broncos roared right back with a 13-play, 82-yard drive that was punctuated by a 22-yard TD run by Elway, giving Denver a 10-7 lead midway through the second quarter. The Patriots tied the score on the last play of the half with a 38-yard Tony Franklin field goal. Denver received the kickoff to open the second half and proceeded to chew up over nine minutes off of the clock. The Broncos ran the ball 11 times on the drive, which stalled on the Patriot five. Karlis's 22-yard field goal put Denver up 13-10. Five plays into the next New England drive, the Patriots took a page out of Dan Reeve's bag of tricks, scoring on a flea-flicker that ended with a 45-yard TD pass from Eason to Morgan to give New England its first lead of the game at 17-13. Denver jumped right back on top, traveling 86 yards in six plays to score on a 48-yard Elway-to-Vance Johnson pass on the last play of the third quarter. The two teams both punted three times in the fourth quarter, and the last one, a Mike Horan punt of 54 yards, backed New England to its own 10. On first down, Eason dropped back to pass but was sacked for a safety by Rulon Jones. Denver recovered the onside free kick and held on to the ball to preserve the win.

New England	0	10	7	0	—	17
Denver	3	7	10	2	—	22

Den—Karlis 27 FG (8-71)
NE—Morgan 19 pass from Eason
(Franklin kick) (7-87)
Den—Elway 22 run (Karlis kick) (13-82)
NE—Franklin 38 FG (5-8)
Den—Karlis 22 FG (15-80)
NE—Morgan 45 pass from Eason
(Franklin kick) (5-78)
Den—Johnson 48 pass from Elway
(Karlis kick) (6-86)
Den—Safety—Eason tackled in endzone by Jones
Attendance—76,105

Team Statistics	NE	Den
First downs	12	23
Rushing-yards	121	188
Passing yards	150	253
Return yards	15	35
Passes	24-13-0	32-13-2
Punts	9-50.2	6-46.0
Fumbles-lost	1-0	0-0
Penalties-yards	5-45	3-20
Time of Possession	24:31	35:29

STARTERS

WR 82 Vance Johnson	LE 75 Rulon Jones
LT 70 Dave Studdard	NT 71 Greg Kragen
LG 54 Keith Bishop	RE 61 Andre Townsend
C 64 Billy Bryan	LILB 50 Jim Ryan
RG 60 Paul Howard	RILB 77 Karl Mecklenburg
RT 76 Ken Lanier	RILB 98 Ricky Hunley
TE 85 Joey Hackett	ROLB 57 Tom Jackson
WR 81 Steve Watson	LCB 20 Louis Wright
QB 7 John Elway	FS 43 Steve Foley
RB 23 Sammy Winder	SS 48 Randy Robbins
TE 89 Orson Mobley	RCB 31 Mike Harden

SUBSTITUTIONS — 2 M. Horan, 3 R. Karlis, 8 G. Kubiak, 22 T. Lilly, 30 S. Sewell, 33 G. Lang, 35 K. Bell, 36 M. Haynes, 45 S. Wilson, 52 K. Woodard, 55 R. Dennison, 59 D. Comeaux, 62 M. Freeman, 63 M. Cooper, 69 T. Colorito, 73 S. Fletcher, 74 D. Remsberg, 80 M. Jackson, 84 C. Sampson, 87 B. Micho, 90 F. Gilbert. **DID NOT PLAY** — 49 D. Smith.

INDIVIDUAL STATISTICS

New England

RUSHING—James 10-31, Collins 5-46, Fryar 1-(-2), Eason 2-23, Dupard 5-18, Hawthorne 1-5. **PASSING**—Eason 13-24-0, 194 yards. **RECEIVING**—Collins 4-46, Fryar 2-11, Morgan 3-100, Baty 3-31, Hawthorne 1-6.

Denver

RUSHING—Winder 19-102, Willhite 3-4, Elway 5-18, Lang 11-44, Bell 2-12, Sewell 2-8. **PASSING**—Elway 13-32-2, 257 yards. **RECEIVING**—Johnson 4-89, Sewell 3-41, Watson 1-21, Mobley 2-69, Lang 1-1, Winder 1-16, Micho 1-20.

1984 DIVISIONAL PLAYOFF GAME

PITTSBURGH 24, DENVER 17

DENVER, CO., Dec. 30—Denver had two possessions in the final two minutes of the game but failed to score as Pittsburgh advanced to the Conference Championship game. Denver's opportunistic defense recovered two Steeler fumbles in the first quarter. The first one resulted in a Rich Karlis field goal attempt, but it sailed wide right. Pittsburgh fumbled on the next play, and the Broncos recovered again. That turnover led to a seven-yard touchdown pass from John Elway to Jim Wright. Pittsburgh scored on a 28-yard field goal on the first play of the second period, and just before intermission, the Steelers took the lead on Frank Pollard's one-yard TD plunge. Denver tied the game early in the third quarter on a 21-yard Karlis field goal. The Broncos regained the lead on their next possession, scoring on a 20-yard pass from Elway to Steve Watson. For the game, Watson gained 177 yards on 11 receptions. The Steelers mounted a scoring drive of their own, tying the game at 17-17 on a Mark Malone to Louis Lipps pass late in the quarter. Later, Pittsburgh's Eric Williams intercepted an Elway pass and returned it to the Denver two-yard line with only 2:45 left in the game. Pollard scored two plays later to give the Steelers the lead 24-17. Denver couldn't move the ball on its final two possessions as time ran out.

Pittsburgh	0	10	7	7	—	24
Denver	7	0	10	0	—	17

	Pitt	Den
Den—J. Wright 9 pass from Elway (Karlis kick) (5-22)	First downs	25 15
Pitt—Anderson 28 FG (12-62)	Rushes-yards	40-169 22-51
Pitt—Pollard 1 run (Anderson kick) (8-78)	Passing yards	212 199
Den—Karlis 21 FG (4-0)	Sacks by-yards	4-37 2-12
Den—Watson 20 pass from Elway (Karlis kick) (6-46)	Return yards	43 17
Pitt—Lipps 10 pass from Malone (Anderson kick) (7-66)	Passes	17-28-0 20-39-2
Pitt—Pollard 2 run (Anderson kick) (3-2)	Punts	3-28.3 4-42.3
Attendance—74,982	Fumbles-lost	3-2 2-0
	Penalties-yards	4-30 1-5
	Time of Possession	32:52 27:08

INDIVIDUAL STATISTICS

Pittsburgh

RUSHING—Pollard 16-99, Abercrombie 17-75, Malone 5-(-6), Lipps 1-0, Veals 1-1. **PASSING**—Malone 17-28-0, 224 yards. **RECEIVING**—Abercrombie 3-18, Pollard 4-48, Lipps 5-86, Stallworth 3-38, Cunningham 1-19, Thompson 1-15.

Denver

RUSHING—Elway 4-16, Winder 15-37, Watson 1-(-3), Willhite 1-1, Parros 1-0. **PASSING**—Elway 19-37-2, 184 yards, Willhite 1-1-0, 52 yards. **RECEIVING**—Winder 4-22, Watson 11-177, J. Wright 2-16, Willhite 2-12, Alexander 1-9.

1983 WILD CARD PLAYOFF GAME

SEATTLE 31, DENVER 7

SEATTLE, Wash., Dec. 24—Seattle broke open a close contest with two second-half Dave Krieg touchdown passes as the Seahawks beat Denver 31-7 in the AFC Wild Card playoff game. Seattle scored on its first possession of the day with a 17-yard pass from Krieg to Steve Largent. Later in the first quarter, Denver mounted a nine-play, 76-yard drive, scoring on a 13-yard pass from Steve DeBerg to Jesse Myles. Seattle cornerback Kerry Justin intercepted a DeBerg pass on Denver's next drive and the Seahawks drove to the Denver 20-yard line, with Norm Johnson converting a 37-yard field goal. Denver then drove down to the Seattle four-yard line, but Gerald Willhite fumbled and Seattle recovered, and then ran the remaining time off the clock. The second half belonged to the Seahawks as Krieg passed for two touchdowns and running back David Hughes ran for another, making the final score 31-7.

Denver	7	0	0	0	—	7
Seattle	7	3	7	14	—	31

Sea—Largent 17 pass from Krieg.
(Johnson kick)
Den—Myles 13 pass from DeBerg.
(Karlis kick)
Sea—Metzelaars 5 pass from Krieg.
(Johnson kick)
Sea—Johns 18 pass from Krieg.
(Johnson kick)
Sea—Hughes 2 run. (Johnson kick)
Attendance—60,752

Team Statistics	Den	Sea
First downs	21	17
Total net yards	360	324
Net yards rushing	125	145
Net yards passing	235	179
Total plays	69	53
Passes	24-34-2	12-13-0
Return yards	128	146
Penalty yards	35	34

INDIVIDUAL STATISTICS

Denver

RUSHING—Winder 16-59, Poole 7-25, Elway 3-16, Willhite 5-16, Sampson 1-8, Watson 1-1. **RECEIVING**—Myles 7-73, Watson 4-51, Poole 4-17, Sampson 3-52, Winder 2-13, Thomas 1-19, Egloff 1-16, Wilson 1-12, Willhite 1-1. **PASSING**—DeBerg 14-19-1, 131 yards. Elway 10-15-1, 123 yards.

Seattle

RUSHING—Warner 23-99, Hughes 3-16, Bryant 5-15, Krieg 3-9, Dixon 3-4, Zorn 1-2. **PASSING**—Krieg 12-13-0, 200 yards. **RECEIVING**—Largent 4-76, Warner 3-22, Johns 2-59, Young 2-38, Metzelaars 1-5.

1979 WILD CARD PLAYOFF GAME

HOUSTON 13, DENVER 7

HOUSTON, Tex., Dec. 23—Toni Fritsch kicked two field goals to provide the margin of victory as the Houston Oilers played strong second half defense and defeated the Broncos, 13-7, earning the Oilers advancement in the American Football Conference playoffs.

Fritsch opened the scoring with a 31-yard first period field goal, but Denver came back to take a 7-3 lead on a seven-yard pass from Craig Morton to running back Dave Preston, an 80-yard drive that took the Broncos 13 plays.

Houston went ahead to stay on a three-yard burst by Earl Campbell at 14:14 of the second period. However, Campbell was injured on the play and did not return to action in the second half. Oiler quarterback Dan Pastorini and wide receiver Ken Burroughs also left the contest due to injuries, both early in the second half, putting a severe crimp in the Houston attack. But the Broncos were able to move the ball for only 216 yards total offense, and the tenacious Houston defense sacked Morton six times for 40 yards in losses as the Oilers held on to win.

Linebacker Bob Swenson intercepted a Gifford Nielsen pass at the Oiler 26-yard line midway through the fourth period, but two sacks of Morton led to a 50-yard field goal attempt by Fred Steinfort. Steinfort's kick hit the upright, and the Oilers later drove for a second field goal by Fritsch, this one of 20 yards, providing the final victory margin.

Denver drove to the Houston 27 at the two minute mark, but the Oiler defense again rose to the occasion to stifle the threat and secure the win, eliminating the Broncos from the playoffs.

Denver	7	0	0	0	—	7
Houston	3	7	0	3	—	13

Hou—Fritsch 31 FG
Den—Preston 7 pass from Morton
(Turner kick)
Hou—Campbell 3 run (Fritsch kick)
Hou—Fritsch 20 FG
Attendance—48,776

Team Statistics	Den	Hou
First downs	17	15
Total net yards	216	282
Net yards rushing	112	135
Net yards passing	104	147
Total plays	65	65
Passes	14-27-1	10-22-2
Return yards	37	57
Penalty yards	70	19

INDIVIDUAL STATISTICS

Denver

RUSHING—Armstrong 12-51, Preston 9-24, Jensen 4-5, Canada 4-29, Upchurch 1-3, Morton 2-0. **PASSING**—Morton 14-27-1, 144 yards. **RECEIVING**—Armstrong 2-22, Egloff 1-17, Preston 4-40, Moses 3-47, Jensen 1-11, Canada 1-4, Odoms 2-3.

Houston

RUSHING—Campbell 16-50, T. Wilson 8-21, Coleman 2-5, Carpenter 16-59. **PASSING**—Pastorini 8-18-1, 149 yards; Nielsen 2-4-1, 9 yards. **RECEIVING**—Coleman 1-41, Carpenter 3-26, Barber 1-31, T. Wilson 4-53, Campbell 1-7.

1978 DIVISIONAL PLAYOFF GAME

PITTSBURGH 33, DENVER 10

PITTSBURGH, Pa., Dec. 30—Two fourth quarter touchdown passes by Pittsburgh quarterback Terry Bradshaw lifted the Steelers to a 33-10 victory over the Denver Broncos and into the American Football Conference championship game.

Bradshaw's scoring tosses included a 45-yard bomb to John Stallworth and a 38-yarder to Lynn Swann, capping a brilliant performance by the Pittsburgh passer.

The Broncos took the early lead on a 37-yard Jim Turner field goal, but Pittsburgh's Franco Harris ran one and 18 yards for touchdowns and Roy Gerela kicked a 24-yard field goal to give the Steelers a 16-3 advantage. Denver cut the margin to 16-10 on a three-yard Dave Preston TD, but Gerela kicked another field goal to make the halftime margin 19-10. Denver threatened to come closer in the third period, but Turner's 29-yard field goal attempt was blocked, and Bradshaw's passing sealed Denver's fate early in the final stanza. The Steelers rolled to 425 yards total offense, with Bradshaw accounting for 272 through the air, 156 on ten receptions by Stallworth. The eventual World Champion Steelers limited the Broncos' ground game to just 87 yards in earning the right to play the Houston Oilers for the AFC crown the following week.

Denver	3	7	0	0	—	10
Pittsburgh	6	13	0	14	—	33

Den—Turner 37 FG
Pit—Harris 1 run (kick failed)
Pit—Harris 18 run (Gerela kick)
Pit—Gerela 24 FG
Den—Preston 3 run (Turner kick)
Pit—Gerela 27 FG
Pit—Stallworth 45 pass from Bradshaw
(Gerela kick)
Pit—Swann 38 pass from Bradshaw
(Gerela kick)
Attendance—48,921

Team Statistics	Den	Pit
First downs	15	24
Total net yards	218	425
Net yards rushing	87	153
Net yards passing	131	272
Total plays	55	69
Passes	12-22-0	16-29-1
Return yards	110	93
Penalty yardage	104	88

INDIVIDUAL STATISTICS

Denver

RUSHING—Keyworth 6-12, Lytle 5-6, Canada 1-3, Perrin 6-6, Preston 4-14, Weese 4-43, Armstrong 1-3. **PASSING**—Morton 3-5-0, 34 yards; Weese 8-16-0, 118 yards; Ditts 1-1-0, 16 yards. **RECEIVING**—Moses 2-33, Dolbin 4-77, Lytle 1-(-1), Perrin 2-16, Odoms 1-24, Preston 2-19.

Pittsburgh

RUSHING—Harris 24-105, Bleier 8-26, Bradshaw 2-4, Thornton 2-4, Moser 2-6, J. Smith 1-4, Deloplaine 1-4. **PASSING**—Bradshaw 16-29-1, 272 yards. **RECEIVING**—Stallworth 10-156, Grossman 4-64, Swann 2-52.

1978 SUPER BOWL XII

DALLAS 27, DENVER 10

NEW ORLEANS, La., Jan. 15—The Dallas Cowboys evened their Super Bowl record at 2-2 by defeating the Denver Broncos 27-10 before a sellout crowd of 76,400, plus 90 million television viewers, the largest audience ever to watch a sporting event. Dallas converted two pass interceptions by safety Randy Hughes and cornerback Aaron Kyle into 10 points and Efen Herrera added a 35-yard field goal to give the Cowboys at 13-0 halftime advantage. The Denver offense had trouble getting untracked against the hard-hitting Cowboy defense. The Broncos lost three fumbles and were intercepted twice on their last five possessions of the first half. The Broncos came back momentarily at the outset of the third period. Craig Morton engineered a drive to the Cowboys 30-yard line from where Jim Turner booted a 47-yard field goal to make the score 13-3. After an exchange of punts, Dallas wide receiver Butch Johnson made a spectacular diving catch in the end zone to complete a 45-yard pass from Roger Staubach to put the Cowboys ahead 20-3. However, the momentum swung back to the Broncos as Rick Upchurch returned the kickoff 67 yards to the Dallas 26. On the second play of the series, Norris Weese relieved Craig Morton at quarterback. Morton, who was intercepted only eight times during the regular season, had thrown a Super Bowl record four interceptions.

Weese guided the Broncos to a touchdown — a one-yarder by Ron Lytle — to cut the Dallas lead to 20-10 with 5:39 left in the third quarter. Dallas clinched the victory when running back Robert Newhouse threw a 29-yard touchdown pass to Golden Richards on an option play with 7:04 remaining in the game. It was the first pass thrown by Newhouse since the 1975 regular season. The Cowboys offense amassed 325 yards while the defense limited the Broncos to 156 in a game which saw the Cowboys control the ball 38:34 to Denver's 21:26. Roger Staubach completed 17 of 25 passes for 183 yards while Harvey Martin and Randy White, who were named Co-MVPs, led the Cowboys defense which recovered four fumbles and intercepted four passes.

Dallas	10	3	7	7	—	27
Denver	0	0	10	0	—	10

Dal—Dorsett 3 run (Herrera kick)
 Dal—FG Herrera 35
 Dal—FG Herrera 43
 Den—FG Turner 47
 Dal—Johnson 45 pass from Staubach (Herrera kick)
 Den—Lytle 1 run (Turner kick)
 Dal—Richards 29 pass from Newhouse (Herrera kick)
 Attendance—76,400

Team Statistics	Dal	Den
First downs	17	11
Total net yards	325	156
Net yards rushing	143	121
Net yards passing	182	35
Total plays	71	58
Passes	19-28-0	8-25-4
Return yards	97	195
Penalty yardage	94	60

INDIVIDUAL STATISTICS

Dallas

RUSHING—Johnson 1-(-9), Dorsett 15-66, Newhouse 14-55, P. Pearson 3-11, Staubach 3-6, White 1-13, Laidlaw 1-1. **PASSING**—Staubach 17-25-0, 183 yards; White 1-2-0, 5 yards; Newhouse 1-1-0, 29 yards. **RECEIVING**—P. Pearson 5-37, Dorsett 2-11, DuPree 4-66, Newhouse 3-(-1), Johnson 2-53, Richards 2-38, D. Pearson 1-13.

Denver

RUSHING—Keyworth 5-9, Armstrong 7-27, Lytle 10-35, Perrin 3-8, Jensen 1-16, Weese 3-26. **PASSING**—Morton 4-15-4, 39 yards; Weese 4-10-0, 22 yards. **RECEIVING**—Moses 1-21, Perrin 1-(-7), Dolbin 2-24, Odoms 2-9, Jensen 1-5, Upchurch 1-9.

1978 AFC CHAMPIONSHIP

DENVER 20, OAKLAND 17

DENVER, Colo., Jan. 1—Denver quarterback Craig Morton threw two touchdown passes to Haven Moses as the Broncos defeated the defending NFL Champion Oakland Raiders 20-17 and moved into their first Super Bowl. Morton, who was drafted and spent nine-and-a-half years with the Cowboys, would face his former Dallas teammates after completing 10 of 20 passes for 224 yards. It would be the second meeting in five weeks for these two teams—Dallas won 14-6 in the regular season finale as Morton played only the opening series due to a bruised hip. On a sunny, 18-degree day before 74,982 Denver partisans, the Raiders scored on their initial possession as Errol Mann kicked a 20-yard field goal to climax an 18-play drive. Morton hit Moses on their first scoring hookup two plays later on a 74-yard touchdown bomb, and the Broncos were on top to stay. Denver took advantage of two Oakland turnovers in the second half to win its second game in three meetings with the Raiders during the 1977 season. Defensive end Brison Manor recovered running back Clarence Davis' fumble at the Oakland 17 and running back Jon Keyworth scored from the 1-yard line to increase the margin to 14-3 in the third quarter. Oakland quarterback Ken Stabler hit tight end Dave Casper on the first of two scoring passes to narrow the lead to 14-10 with 39 seconds elapsed in the final period. But on Oakland's next possession, linebacker Bob Swenson intercepted a Stabler pass and ran to the Raiders' 14. Morton then threw 12 yards to Moses for the Broncos' final touchdown. Oakland finished the scoring on the next series as Stabler threw 17 yards to Casper for the game's last touchdown. Denver controlled the ball for the final 3:08 and gave Red Miller the AFC title in his first year as a head coach. Moses, a 10-year veteran, had five receptions for 168 yards. The Denver defense, which was No. 1 against the rush in the NFL during the regular season, held the Raiders to 94 yards on the ground.

Oakland	3	0	0	14	—	17
Denver	7	0	7	6	—	20

Oak—FG Mann 20
 Den—Moses 74 pass from Morton (Turner kick)
 Den—Keyworth 1 run (Turner kick)
 Oak—Casper 7 pass from Stabler (Mann kick)
 Den—Moses 12 pass from Morton (pass failed)
 Oak—Casper 17 pass from Stabler (Mann kick)
 Attendance—74,982

Team Statistics	Oak	Den
First downs	20	16
Total net yards	298	308
Net yards rushing	94	91
Net yards passing	204	217
Total plays	72	58
Passes	17-35-1	10-20-1
Return yards	152	93
Penalty yardage	6	46

INDIVIDUAL STATISTICS

Oakland

RUSHING—Davis 9-1, van Eeghen 20-71, Banaszak 7-22. **PASSING**—Stabler 17-35-1. **RECEIVING**—van Eeghen 2-8, Biletnikoff 4-38, Branch 3-59, Casper 5-71, Siani 1-12, Banaszak 1-2, Bradshaw 1-25.

Denver

RUSHING—Keyworth 8-19, Lytle 7-26, Perrin 11-42, Armstrong 7-16, Morton 2-(-4), Jensen 1-2, Moses 1-(-10). **PASSING**—Morton 10-20-1, 224 yards. **RECEIVING**—Moses 5-168, Perrin 2-20, Odoms 1-13, Keyworth 1-3, Jensen 1-20.

1977 DIVISIONAL PLAYOFF GAME

DENVER 34, PITTSBURGH 21

DENVER, Colo., Dec. 24—After ties at 7, 14, and 21, veteran Jim Turner kicked a 44-yard field goal to put Denver ahead to stay as the Broncos—in their first playoff game ever—beat the perennial AFC Central Champion Steelers. Leading 24-21, the Broncos capped their victory with two fourth-quarter interceptions by linebacker Tom Jackson, the last of which set up Craig Morton's 34-yard game-clinching touchdown pass to Jack Dolbin. Denver capitalized on a blocked punt and a fumble recovery for two scores in the first half, which ended 14-14. Morton and Steeler quarterback Terry Bradshaw traded touchdown passes in the second half before Turner's kick, Jackson's interceptions, and Morton's arm kept Pittsburgh from the AFC title game for the first time in four years. The Denver victory set up a third game between the AFC Western Champion Broncos and the AFC Wild Card Raiders, who split two regular season games.

Pittsburgh	0	14	0	7	—	21
Denver	7	7	7	13	—	34

Den—Lytle 7 run (Turner kick)
 Pit—Bradshaw 1 run (Gerela kick)
 Den—Armstrong 10 run (Turner kick)
 Pit—Harris 1 run (Gerela kick)
 Den—Odoms 30 pass from Morton (Turner kick)
 Pit—Brown 1 pass from Bradshaw (Gerela kick)
 Den—FG Turner 44
 Den—FG Turner 25
 Den—Dolbin 34 pass from Morton (Turner kick)
 Attendance—75,011

Team Statistics	Pit	Den
First downs	18	15
Total net yards	304	258
Net yards rushing	127	103
Net yard passing	177	155
Total plays	76	61
Passes	19-37-3	11-23-0
Return yards	135	161
Penalty yardage	67	20

INDIVIDUAL STATISTICS

Pittsburgh

RUSHING—Harris 28-92, Bleier 7-14, Bradshaw 4-21. **PASSING**—Bradshaw 19-37-3, 177 yards. **RECEIVING**—Harris 4-20, Cunningham 3-42, Swann 1-6, Stallworth 4-80, Bleier 2-10, Brown 1-1, Maxson 3-11, Grossman 1-7.

Denver

RUSHING—Lytle 12-26, Keyworth 5-20, Jensen 4-13, Armstrong 11-44, Morton 5-0. **PASSING**—Morton 11-23-0, 164 yards. **RECEIVING**—Jensen 2-33, Odoms 5-43, Moses 2-45, Armstrong 1-9, Dolbin 1-34.

BRONCOS COACHING HISTORY

BRONCO COACHING RECORDS

Season	Coach	Record	
1960	Frank Filchock	4-9-1	
1961	Frank Filchock	3-11-0	
	Filchock's totals	7-20-1	.268
1962	Jack Faulkner	7-7-0	
1963	Jack Faulkner	2-11-1	
1964	Jack Faulkner	0-4-0	
	Faulkner's totals	9-22-1	.297
1964	Mac Speedie	2-7-1	
1965	Mac Speedie	4-10-0	
1966	Mac Speedie	0-2-0	
	Speedie's totals	6-19-1	.250
1966	Ray Malavasi	4-8-0	
	Malavasi's totals	4-8-0	.333
1967	Lou Saban	3-11-0	
1968	Lou Saban	5-9-0	
1969	Lou Saban	5-8-1	
1970	Lou Saban	5-8-1	
1971	Lou Saban	2-6-1	
	Saban's totals	20-42-3	.331
1971	Jerry Smith	2-3-0	
	Smith's totals	2-3-0	.400
1972	John Ralston	5-9-0	
1973	John Ralston	7-5-2	
1974	John Ralston	7-6-1	
1975	John Ralston	6-8-0	
1976	John Ralston	9-5-0	
	Ralston's totals	34-33-3	.507
1977	Red Miller	12-2-0	
	Playoffs	2-1-0	
1978	Red Miller	10-6-0	
	Playoffs	0-1-0	
1979	Red Miller	10-6-0	
	Playoffs	0-1-0	
1980	Red Miller	8-8-0	
	Miller's totals	40-22-0	.645
		42-25-0	.627
1981	Dan Reeves	10-6-0	
1982	Dan Reeves	2-7-0	
1983	Dan Reeves	9-7-0	
	Playoffs	0-1	
1984	Dan Reeves	13-3-0	
	Playoffs	0-1	
1985	Dan Reeves	11-5-0	
1986	Dan Reeves	11-5-0	
	Playoffs	2-1-0	
1987	Dan Reeves	10-4-1	
	Playoffs	2-1-0	
1988	Dan Reeves	8-8-0	
	Reeves' totals	74-45-1	.621
		78-49-1	.613

ASSISTANT COACH ROSTER

Marvin Bass 1982-1988; Marv Braden 1977-1980; Ken Carpenter 1961; Rubin Carter 1987-88; Jim Cason 1960; Max Coley 1972-1976; Joe Collier 1969-1988; Dick Coury 1972-1973; Kay Dalton 1974-1976, 1986; George Dickson 1964-1965; Dale Dodrill 1960-1963, 1966; Whitey Dovell 1967-1971, 1979-1980; Rod Dowhower 1980-1982; Hunter Enis 1967-1971; Mo Forte 1988; Jerry Frei 1972-1975, 1981-1982; Chan Gailey 1985-1988; Bob Gambold 1972-1977; Alex Gibbs 1984-1987; Mike Giddings 1976; Gary Glick 1962; I.J. Gorman, 1983-1984; Ken Gray 1977-1978; Bob Griffin 1966; John Hadl, 1983; George Henshaw 1988; Ed Hughes 1963; Charley Johnson 1976; Reed Johnson 1981; Stan Jones 1967-1971, 1976-1988; Larry Kennan 1988; Charlie Lee 1981; Dick MacPherson 1967-1970; Ray

Malavasi 1964-1966; Pete Mangurian 1988; Jim Martin 1962; Marv Matusak 1966; Richie McCabe 1978-1982; Bus Mertes 1965-1966; Al Miller 1985-1988; Bob Miller 1963-1965; Myrel Moore 1972-1977, 1982-1988; Nick Nicolau 1981-1987; Mike Nolan 1987-88; Babe Parilli 1977-1979; Fran Polsfoot 1977-1984; Dan Radakovich, 1983; Paul Roach 1977-1980; Sam Rutigliano 1967-1970; Mike Shanahan 1984-1987; Jerry Smith 1971; Mac Speedie 1962-1964; Doc Urich 1972-1976, 1984-1985; Doak Walker, 1966; Charlie Waters 1988; Charlie West, 1983-1988; Bob Zeman 1978-1982.

DENVER BRONCOS 1989 ROAD GAMES/HOTEL SCHEDULE

City	Date	Hotel
San Francisco	August 19 Saturday	The Westin Hotel The San Francisco Airport One Old Bayshore Highway Millbrae, CA 94030 (415) 692-3500
Indianapolis	September 2 Saturday	The Hilton at the Circle 31 West Ohio Street Indianapolis, IN 46204 (317) 635-2000
Buffalo	September 18 Monday	The Hyatt Regency Two Fountain Plaza Buffalo, NY 14202 (716) 856-1234
Cleveland	October 1 Sunday	The Stouffer Tower City 24 Public Square Cleveland, OH 44113 (216) 696-5600
Seattle	October 22 Sunday	The Westin Hotel 1900 Fifth Avenue Seattle, WA 98101 (206) 728-1000
Kansas City	November 12 Sunday	The Westin Crown Center One Pershing Road Kansas City, MO 64104 (816) 474-4400
Washington	November 20 Monday	The Westin Hotel 2401 M Street North West Washington, D.C. 20037 (202) 429-2400
L.A. Raiders	December 3 Sunday	The Stouffer Concourse 5400 West Century Blvd. Los Angeles, CA 90045 (213) 216-5858
Phoenix	December 16 Saturday	The Pointe at South Mountain 7777 South Pointe Parkway Phoenix, AZ 85044 (602) 438-9000
San Diego	December 24 Sunday	Mission Valley Marriott 8757 Rio San Diego Drive San Diego, CA 92108 (619) 692-3800

ATTENDANCE MARKS

BRONCOS LARGEST CROWDS At Home—Mile High Stadium

76,105	vs. New England (Playoffs)	Jan. 4, 1987
76,089	vs. Seattle	Oct. 26, 1986
76,082	vs. Dallas	Oct. 5, 1986
75,999	vs. Seattle	Sept. 13, 1987
75,993	vs. Cleveland (Playoffs)	Jan. 17, 1988
75,806	vs. Cleveland	Nov. 13, 1988
75,968	vs. Houston (Playoffs)	Jan. 10, 1988
75,964	vs. Los Angeles Raiders	Sept. 26, 1988
75,905	vs. Washington	Dec. 13, 1986
75,986	vs. Seattle	Sept. 4, 1988
75,804	vs. New England	Sept. 28, 1986
75,795	vs. New England	Dec. 6, 1987
75,783	vs. Chicago	Nov. 16, 1987
75,745	vs. Kansas City	Nov. 16, 1986
75,695	vs. Los Angeles Raiders	Sept. 7, 1986

On the Road

101,063	at Pasadena (Super Bowl XXI)	Jan. 25, 1987
91,020	at Los Angeles Raiders	Oct. 28, 1984
90,153	at Los Angeles Raiders	Nov. 2, 1986
81,065	at Cleveland	Oct. 5, 1980
79,915	at Cleveland (Playoffs)	Jan. 11, 1987
79,864	at Buffalo	Oct. 5, 1975
77,757	at Buffalo	Oct. 25, 1981
76,400	at New Orleans (Super Bowl XII)	Jan. 15, 1978
75,674	at Cleveland	Oct. 24, 1971
75,116	at New York Giants	Nov. 23, 1986
74,672	at Kansas City	Oct. 18, 1981
74,292	at Kansas City	Oct. 14, 1979
73,759	at New York Jets	Oct. 20, 1986
73,302	at San Diego (Super Bowl XXII)	Jan. 31, 1988
71,785	at Detroit	Nov. 23, 1978

ATTENDANCE BY SEASON

Year	Home	Road	Total
1960	91,333	115,994	207,327
1961	74,508	122,315	196,823
1962	178,485	146,442	324,927
1963	132,218	165,995	298,213
1964	118,259	166,744	285,003
1965	219,786	215,992	435,778
1966	192,198	203,799	395,997
1967	231,801	247,696	479,497
1968	281,374	278,008	559,382
1969	326,851	276,755	603,606
1970	355,739	330,184	685,923
1971	358,400	377,642	736,042
1972	361,414	412,073	773,487
1973	356,327	351,334	707,661
1974	347,322	354,367	701,689
1975	342,375	347,944	690,319
1976	436,468	349,126	785,594
1977	524,595	370,917	895,512
1978	598,085	470,756	1,068,841
1979	597,521	427,040	1,024,561
1980	593,084	473,680	1,066,764
1981	*598,224	475,360	*1,073,584
1982	369,555	183,046	552,601
1983	592,493	385,022	977,515
1984	585,233	450,442	1,035,675
1985	589,500	452,847	1,042,347
1986	589,037	*531,256	*1,120,293
1987	498,715	370,586	869,301
1988	597,680	487,571	1,085,251
Totals	11,138,580	9,540,933	20,679,513

*Bronco records

ATTENDANCE (Continued) SEASON TICKET SALES

1960—2,675	*1975—49,000
1961—5,775	*1976—62,215
1962—5,042	*1977—73,089
1963—7,624	*1978—73,092
1964—8,002	*1979—73,313
1965—22,905	*1980—73,298
1966—18,898	*1981—73,380
1967—24,650	*1982—73,380
1968—27,348	*1983—73,377
1969—31,936	*1984—73,347
1970—43,580	*1985—73,309
*1971—47,500	*1986—73,348
*1972—48,000	*1987—74,147
*1973—48,000	*1988—74,147
*1974—49,000	*1989—73,952

*Season tickets sold out. Since and including the 1970 season, every Bronco game at Mile High Stadium has been a sell-out, with the exception of two replacement games played during the 1987 strike (both games were sold out before the strike). The Broncos have sold out 139 consecutive non-strike regular season games, and with postseason games, the total reaches 145.

BRONCOS STATISTICAL HISTORY

OFFENSE YEAR-BY-YEAR

	Total Plays	First Downs	Rush Yards	Pass Yards	Total Yards	Total Points
1960	958	248	1195	3247	4442	309
1961	934	219	1091	2720	3811	251
1962	885	270	1298	3404	4702	353
1963	832	230	1508	2487	3995	301
1964	905	211	1311	2021	3332	240
1965	959	255	1829	2640	4469	303
1966	816	171	1173	1995	3168	196
1967	852	172	1265	1682	2947	256
1968	897	217	1614	2357	3971	255
1969	841	243	1637	2524	4161	297
1970	883	217	1802	2025	3827	253
1971	891	217	2093	2065	4158	203
1972	831	237	1838	2634	4472	325
1973	893	253	1954	2519	4473	354
1974	861	258	2157	2328	4485	302
1975	964	268	1993	2541	4534	254
1976	901	239	1932	2204	4136	315
1977	887	223	2043	1863	3906	274
1978	1039	294	2451	2378	4829	282
1979	1044	306	2040	3102	5142	289
1980	992	286	1865	2777	4642	310
1981	1062	306	1895	3531	5426	321
1982	592	170	1018	1819	2837	148
1983	1025	292	1784	3027	4811	302
1984	1018	298	2076	2859	4935	353
1985	1152	339	1851	3645	5496	380
1986	1042	319	1678	3538	5216	378
1987	1070	331	1970	3654	5624	379
1988	1077	338	1815	3691	5506	327

DEFENSE YEAR-BY-YEAR

	Total Plays	First Downs	Rush Yards	Pass Yards	Total Yards	Total Points
1960	927	254	2145	2987	5132	393
1961	899	233	1633	2785	4418	432
1962	862	234	1868	2670	4538	332
1963	828	254	1687	3394	5081	473
1964	902	270	2064	2906	4970	438
1965	850	244	1337	2960	4297	392
1966	871	251	2029	2515	4544	381
1967	921	276	2076	3125	5201	409
1968	916	251	1861	3163	5024	404
1969	918	278	1709	2932	4641	344
1970	838	199	1351	2354	3705	264
1971	825	206	1834	1985	3819	275
1972	876	251	1668	2183	3851	350
1973	872	239	1795	2440	4235	296
1974	945	265	1808	2583	4391	294
1975	901	247	1974	2032	4006	307

Total Plays	First Downs	Rush Yards	Pass Yards	Total Yards	Total Points
903	222	1709	2026	3735	206
941	217	1530	2244	3774	148
1016	251	1979	2469	4448	198
1033	273	1693	3159	4852	262
1043	303	2117	3125	5242	323
999	268	1992	2868	4860	289
616	176	935	2234	3169	226
1099	321	1938	3673	5611	327
1123	308	1664	4023	5687	241
1069	290	1973	3206	5179	329
1026	291	1651	3296	4947	327
941	277	2017	2796	4813	288
1055	316	2538	2933	5471	357

	Yards	Attempts	Average	TDs
1960	Rolle—501	Rolle—130	Mingo—3.9	Mingo—4
1961	Stone—505	Stone—127	Stone—4.0	Bukaty—5
1962	Stone—360	Stone—94	Stone—3.8	Mingo—4
1963	Joe—649	Joe—154	Joe—4.2	Joe—4
1964	Mitchell—590	Mitchell—177	Joe—3.7	Mitchell—5
1965	Gilchrist—954	Gilchrist—252	Hayes—4.1	Gilchrist—6
1966	Hayes—411	Haynes—129	Hayes—3.9	Haynes—2
				Choboian—2
1967	Little—381	Little—130	Mitchell—3.8	Hickey—4
				Hayes—4
1968	Little—584	Little—158	Little—3.7	Lynch—4
1969	Little—729	Little—146	Little—5.0	Little—6
1970	Little—901	Little—209	Anderson—4.4	Crenshaw—5
1971	Little—1133	Little—284	Dawkins—4.4	Little—6
1972	Little—859	Little—216	Anderson—4.4	Little—9
1973	Little—979	Little—256	Dawkins—4.4	Little—12
1974	Armstrong—1407	Armstrong—263	Armstrong—5.3	Keyworth—10
1975	Keyworth—725	Keyworth—182	Keyworth—4.0	Keyworth—3
				Lynch—3
1976	Armstrong—1008	Armstrong—247	Armstrong—4.1	Armstrong—5
1977	Armstrong—489	Armstrong—130	Perrin—4.1	Armstrong—4
1978	Perrin—455	Armstrong—112	Canada—4.6	Perrin—4
		Armstrong—108		
1979	Armstrong—453	Armstrong—111	Armstrong—4.2	Lytle—4
1980	Jensen—476		Jensen—4.7	Armstrong—4
				Preston—4
1981	Parros—749	Preston—183	Parros—4.3	Lytle—4
1982	Willhite—347	Parros—77	Willhite—5.0	Willhite—2
1983	Winder—757	Winder—196	Willhite—4.4	Pooler—4
1984	Winder—1153	Winder—296	Willhite—4.8	Winder—4
1985	Winder—714	Winder—199	Elway—5.1	Winder—8
1986	Winder—789	Winder—240	Sewell—5.3	Winder—9
1987	Winder—741	Winder—196	Willhite—5.4	Winder—6
1988	Dorsett—703	Dorsett—181	Elway—4.3	Dorsett—5

	Yards	Attempts	Completions
1960	Tripucka—3038	Tripucka—478	Tripucka—248
1961	Tripucka—1690	Tripucka—344	Tripucka—167
1962	Tripucka—2917	Tripucka—440	Tripucka—240
1963	Slaughter—1689	Slaughter—223	Slaughter—112
1964	Lee—1611	Lee—265	Lee—133
1965	McCormick—1292	McCormick—253	McCormick—103
1966	Choboian—1110	McCormick—193	Choboian—82
1967	Tensi—1915	Tensi—325	Tensi—131
1968	Briscoe—1589	Briscoe—224	Briscoe—93
1969	Tensi—1990	Tensi—286	Tensi—131
1970	Liske—1340	Liske—238	Liske—112
1971	Ramsey—1120	Ramsey—178	Horn—89
1972	Johnson—1783	Johnson—238	Johnson—132
1973	Johnson—2465	Johnson—346	Johnson—184
1974	Johnson—1969	Johnson—244	Johnson—136
1975	Ramsey—1562	Ramsey—233	Ramsey—128
1976	Ramsey—1931	Ramsey—270	Ramsey—128
1977	Morton—1929	Morton—254	Morton—131
1978	Morton—1802	Morton—267	Morton—146
1979	Morton—2626	Morton—370	Morton—204
1980	Morton—2150	Morton—301	Morton—183
1981	Morton—3195	Morton—376	Morton—225
1982	DeBerg—1405	DeBerg—223	DeBerg—131
1983	Elway—1663	Elway—259	Elway—123
1984	Elway—2598	Elway—380	Elway—214
1985	Elway—3891	Elway—605	Elway—327
1986	Elway—3485	Elway—504	Elway—280
1987	Elway—3198	Elway—410	Elway—224
1988	Elway—3309	Elway—496	Elway—274

	Pct.	TD	Int.
1960	Tripucka—.519	Tripucka—24	Tripucka—34
1961	Tripucka—.486	Tripucka—10	Herring—22
1962	Tripucka—.545	Tripucka—17	Tripucka—25
1963	Slaughter—.502	Slaughter—12	Slaughter—14
1964	Slaughter—.513	Lee—11	Lee—20
1965	Slaughter—.510	McCormick—7	McCormick—14
1966	Choboian—.503	McCormick—6	McCormick—15
1967	Tensi—.403	Tensi—16	Tensi—17
1968	Briscoe—.415	Briscoe—14	Briscoe—13
1969	Tensi—.458	Tensi—14	Tensi—12
1970	Liske—.471	Liske—7	Liske—11
1971	Horn—.514	Ramsey—5	Horn—14
1972	Johnson—.555	Johnson—14	Johnson—14
1973	Johnson—.532	Johnson—20	Johnson—17
1974	Johnson—.557	Johnson—13	Johnson—9
1975	Ramsey—.549	Ramsey—9	Ramsey—14
1976	Ramsey—.474	Ramsey—11	Ramsey—13
1977	Morton—.516	Morton—14	Morton—8
1978	Weese—.632	Morton—11	Morton—8
1979	Morton—.551	Morton—16	Morton—19
1980	Morton—.608	Morton—12	Morton—13
1981	Morton—.598	Morton—21	Morton—14
1982	DeBerg—.587	DeBerg—7	DeBerg—11
1983	DeBerg—.553	DeBerg—9	Elway—14
1984	Kubiak—.587	Elway—18	Elway—15
1985	Elway—.540	Elway—22	Elway—23
1986	Kubiak—.605	Elway—19	Elway—13
1987	Karcher—.549	Elway—19	Elway—12
1988	Kubiak—.623	Elway—17	Elway—19

	No.	Yards	Average	TD
1960	Taylor—92	Taylor—1235	Carmichael—19.3	Taylor—12
1961	Taylor—100	Taylor—1176	Frazier—17.0	Frazier—6
1962	Taylor—77	Taylor—908	Scarpitto—19.0	Scarpitto—6
1963	Taylor—78	Taylor—1101	Groman—16.2	Taylor—10
1964	Taylor—76	Taylor—873	Dixon—15.4	Taylor—7
1965	Taylor—85	Taylor—1131	Scarpitto—18.3	Taylor—6
1966	Haynes—46	Denson—725	Denson—20.1	Scarpitto—4
1967	Denson—46	Denson—899	Denson—19.5	Denson—11
	Crabtree—46			
1968	Crabtree—35	Crabtree—601	Denson—17.2	Crabtree—5
1969	Denson—53	Denson—809	Embre—16.2	Denson—5
1970	Denson—47	Denson—646	Whalen—14.0	Denson—10
1971	Anderson—37	Simmons—403	Simmons—16.1	Whalen—3
1972	Sherman—38	Sherman—661	Sherman—17.4	Harrison—2
1973	Odoms—43	Odoms—629	Moses—18.5	Moses—5
1974	Odoms—42	Odoms—639	Moses—16.4	Moses—8
1975	Keyworth—42	Odoms—544	Moses—17.4	Odoms—6
				Dolbin—3
1976	Armstrong—39	Moses—498	Moses—19.9	Odoms—3
1977	Odoms—37	Moses—539	Moses—20.0	Moses—7
1978	Odoms—54	Odoms—829	Moses—20.1	Moses—4
1979	Upchurch—64	Moses—943	Moses—17.5	Odoms—6
1980	Jensen—49	Moses—674	Moses—17.7	Upchurch—7
1981	Watson—60	Watson—1244	Moses—17.7	Odoms—6
1982	Parros—37	Watson—555	Watson—20.7	Watson—13
1983	Watson—59	Watson—1133	Upchurch—15.7	Upchurch—3
1984	Watson—69	Watson—1170	Watson—19.2	Watson—5
1985	Watson—61	Watson—915	Watson—17.0	Watson—7
1986	Willhite—64	Jackson—738	B. Johnson—20.0	Watson—5
1987	V.Johnson—42	V.Johnson—684	Jackson—19.4	Winder—5
1988	V.Johnson—68	V.Johnson—896	Nattiel—20.3	V.Johnson—7
			Jackson—18.5	Jackson—6

	No.	Ret. Yards
1960	Gonsoulin—11	Gonsoulin—98
1961	Nugent—7	McNamara—85
1962	Gonsoulin—7	Zeman—133
1963	Gonsoulin—6	Gonsoulin—64
1964	Brown—9	Brown—140
1965	Gonsoulin—6	Wilson—118
1966	Brown—3	Brown—37
	Sellers—3	
1967	Sellers—7	Wilson—153
1968	Jaquess—5	Jaquess—64
1969	Thompson—3	Thompson—92
1970	Martha—6	Martha—99
1971	Thompson—5	Thompson—83
1972	Mitchell—3	Preece—30
1973	Jones—4	Thompson—96
1974	Jones—5	Thompson—105
	Thompson—5	
1975	Gradishar—3	Thompson—97
1976	Jackson—7	Jackson—136
1977	Thompson—5	Wright—128

YEARLY LEADERS (Continued)

	No.	Ret. Yards
1978	B. Jackson—6	B. Jackson—128
	Foley—6	
1979	Foley—6	Thompson—57
1980	Foley—4	Foley—115
1981	Foley—5	Foley—81
1982	Kyle—3	Smith—29
1983	Wright—6	Harden—127
1984	Foley—6	Mecklenburg—105
	Harden—6	
1985	Harden—5	Harden—100
	L. Wright—5	
1986	Harden—6	Harden—179
1987	Harden—4	Clark—105
1988	Harden—4	Robbins—66

Punt Returns

	No.	Yards	Average
1960	Carmichael—15	Carmichael—101	Carmichael—6.7
1961	Frazier—18	Frazier—231	Frazier—12.8
1962	Mingo—7	Zeman—59	Zeman—11.8
1963	Mitchell—12	Mitchell—141	Mingo—12.1
1964	Barry—16	Barry—149	Mitchell—12.0
1965	Barry—21	Barry—210	Barry—10.0
1966	Haynes—10	Haynes—119	Haynes—11.9
1967	Little—16	Little—270	Little—16.9
1968	Little—24	Little—261	Little—10.9
1969	Thompson—25	Thompson—288	Thompson—11.5
1970	Thompson—23	Thompson—233	Thompson—10.1
1971	Thompson—29	Thompson—274	Thompson—9.4
1972	Sherman—10	Sherman—89	Sherman—8.9
1973	Thompson—30	Thompson—366	Thompson—13.2
1974	Thompson—26	Thompson—350	Thompson—13.5
1975	Upchurch—27	Upchurch—312	Thompson—12.2
1976	Upchurch—39	Upchurch—536	Upchurch—13.7
1977	Upchurch—51	Upchurch—653	Upchurch—12.8
1978	Upchurch—36	Upchurch—493	Upchurch—13.7
1979	Upchurch—30	Upchurch—304	Upchurch—10.1
1980	Upchurch—37	Upchurch—353	Upchurch—9.5
1981	Manning—41	Manning—378	Manning—9.2
1982	Upchurch—15	Upchurch—242	Upchurch—16.1
1983	Thomas—33	Thomas—368	Thomas—11.2
1984	Willhite—20	Willhite—200	Willhite—10.0
	Thomas—20		
1985	V. Johnson—30	V. Johnson—260	Willhite—10.4
1986	Willhite—42	Willhite—468	Willhite—11.1
1987	Clark—18	Clark—233	Swanson—14.7
1988	Nattiel—22	Nattiel—218	Nattiel—9.9

Kickoff Returns

	No.	Yards	Average
1960	Carmichael—22	Carmichael—581	Carmichael—26.4
1961	Frazier—18	Frazier—504	Frazier—28.0
1962	Frazier—19	Frazier—388	Frazier—20.4
1963	Mitchell—37	Mitchell—954	Mitchell—25.7
1964	Barry—47	Barry—1245	Barry—26.5
1965	Haynes—34	Haynes—901	Haynes—26.5
1966	Sellers—19	Sellers—540	Sellers—28.4
1967	Little—35	Little—942	Little—26.9
1968	Little—26	Little—649	Little—25.0
1969	Williams—23	Williams—574	Thompson—28.5
1970	Anderson—21	Anderson—520	Anderson—24.8
1971	Anderson—8	Little—199	Little—28.3
1972	Montgomery—29	Montgomery—756	Montgomery—26.1
1973	Armstrong—20	Armstrong—472	Armstrong—23.6
1974	Armstrong—16	Armstrong—386	Armstrong—24.1
1975	Upchurch—40	Upchurch—1084	Upchurch—27.1
1976	Upchurch—22	Upchurch—514	Perrin—27.9
1977	Upchurch—20	Upchurch—456	Upchurch—22.8
1978	Perrin—12	Perrin—256	Upchurch—27.8
1979	Pane—18	Pane—354	Pane—19.7
1980	Brunson—40	Brunson—923	Brunson—23.1
1981	Manning—26	Manning—514	Manning—19.8
1982	Willhite—17	Manning—346	Manning—23.1
1983	Thomas—24	Thomas—573	Thomas—20.5
1984	Lang—19	Lang—404	Lang—21.3
1985	V. Johnson—30	V. Johnson—740	V. Johnson—24.7
1986	Bell—23	Bell—531	Bell—23.1
1987	Bell—15	Bell—323	Swanson—26.0
1988	Bell—36	Bell—762	Bell—21.2

YEARLY LEADERS (Continued)

Scoring

	TD	FG	Points
1960	Taylor—12	Mingo 18-28, .643	Mingo—123
1961	Frazier—8	Hill 5-15, .333	Frazier—50
	Stone—8		
1962	Scarpitto—6	Mingo 27-39, .692	Mingo—137
1963	Taylor—10	Mingo 16-30, .533	Mingo—83
1964	Taylor—7	Mingo 8-12, .667	Taylor—42
1965	Hayes—7	Kroner 13-29, .448	Kroner—71
	Gilchrist—7		
	Scarpitto—5	Kroner 14-25, .560	Kroner—62
1966	Denson—11	Humphreys 7-15, .467	Denson—66
1967	Crabtree—5	Howfield 9-18, .500	Howfield—57
1968	Little—5		
	Denson—5		
1969	Denson—10	Howfield 13-29, .448	Howfield—75
1970	Crenshaw—6	Howfield 18-32, .563	Howfield—81
1971	Little—6	Turner 25-38, .658	Turner—93
1972	Little—13	Turner 20-29, .690	Turner—97
1973	Little—13	Turner 22-33, .667	Turner—106
1974	Armstrong—12	Turner 11-21, .524	Armstrong—72
1975	*5 players—4	Turner 21-29, .724	Turner—86
1976	Moses—7	Turner 15-21, .714	Turner—81
1977	**5 players—4	Turner 13-19, .684	Turner—76
1978	Odoms—6	Turner 11-22, .500	Turner—64
1979	Upchurch—7	Turner 13-21, .619	Turner—71
1980	Odoms—6	Steinfert 26-34, .765	Steinfert—110
1981	Watson—13	Steinfert 17-30, .567	Steinfert—87
1982	Upchurch—5	Karlis 11-13, .846	Karlis—48
1983	Watson—5	Karlis 21-25, .840	Karlis—96
1984	Watson—7	Karlis 21-28, .750	Karlis—101
1985	Winder—8	Karlis 23-38, .605	Karlis—110
1986	Winder—14	Karlis 20-28, .715	Karlis—104
1987	V. Johnson—7	Karlis 18-25, .720	Karlis—91
	Winder—7		
1988	Jackson—6	Karlis 23-36, .639	Karlis—105
	Sewell—6		

*Keyworth, Dolbin, Little, Lynch, Odoms.

**Armstrong, Moses, Morton, Perrin, Upchurch.



BRONCOS RECORDS

SERVICE

Years played	14 —	Tom Jackson, 1973-86
	13 —	Barney Chavous, 1973-85
	13 —	Paul Howard, 1973-75, 1977-86
	13 —	Bill Thompson, 1968-81
	12 —	Billy Bryan, 1977-88
	12 —	Rubin Carter, 1975-86
	12 —	Riley Odoms, 1972-83
	12 —	Louis Wright, 1975-86
Games played (career)	191 —	Tom Jackson, 1973-86
	187 —	Paul Howard, 1973-75, 1977-86
	182 —	Barney Chavous, 1973-85
	179 —	Bill Thompson, 1968-81
	166 —	Rubin Carter, 1975-86
	166 —	Louis Wright, 1975-86
Games started (career)	178 —	Bill Thompson, 1968-81
	177 —	Barney Chavous, 1973-85
	177 —	Tom Jackson, 1973-86
	163 —	Louis Wright, 1975-86
	151 —	Billy Bryan, 1977-88
	151 —	Rubin Carter, 1975-86

TOTAL OFFENSE

	Game	Season	Career
Plays	56—Tripucka at Buffalo 9/15/62	656—Elway, 1985	2,961—Elway, 1983-88
	56—Slaughter at Houston 12/20/64	556—Elway, 1986	1,693—Morton, 1977-82
	55—Elway at NY Giants 11/23/86	550—Elway, 1988	1,651—Little, 1967-75
	55—Tripucka vs. Houston 11/6/60		1,344—Winder, 1982-88
	55—Liske at Buffalo 9/28/69		
Yards gained	447—Tripucka at Buffalo 9/15/62	4,144—Elway, 1985	19,575—Elway, 1983-88
	445—Johnson vs. Kansas City 11/24/74	3,742—Elway, 1986	12,137—Morton, 1977-82
	432—Elway at Seattle, 12/20/85	3,543—Elway, 1988	7,651—Tripucka, 1960-63
		3,502—Elway, 1987	7,255—Johnson, 1972-75
Ave. gain per play	(Min. of 10 plays) 15.70—Morton vs. San Diego 9/27/81	(Min. of 125 plays) 8.37—Morton, 1981	(Min. of 200 plays) 7.30—Johnson, 1972-75
	14.20—Morton vs. Detroit 10/11/81	7.93—Johnson, 1974	7.17—Morton, 1977-82
	13.58—Johnson vs. Kansas City 9/21/75	7.53—Breaux, 1963	7.16—Briscoe, 1968

RUSHING

	Game	Season	Career
Yards gained	183—Armstrong vs. Houston 12/8/74	1,407—Armstrong, 1974	6,323—Little, 1967-75
	166—Little at Cincinnati 10/19/69	1,153—Winder, 1984	1,341—Winder, 1982-88
	165—Winder at Houston 10/9/83	1,133—Little, 1971	1,023—Armstrong, 1973-80
		1,008—Armstrong, 1976	2,653—Keyworth, 1974-80
Carries	34—Winder at L.A. Raiders 10/28/84	296—Winder, 1984	1,641—Little, 1967-75
	32—Dorsett vs. L.A. Raiders 9/26/88	284—Little, 1971	1,341—Winder, 1982-88
	32—Gilchrist at Boston 9/24/65	263—Armstrong, 1974	1,023—Armstrong, 1973-80
	31—Armstrong vs. Houston 12/8/74	256—Little, 1973	
Ave. per carry	(Min. of 8 carries) 11.00—Rolle vs. Oakland 10/2/60	(Min. of 100 carries) 5.35—Armstrong, 1974	(Min. of 100 carries) 4.66—Elway, 1983-88
	10.38—Joe at Boston 10/18/63	4.99—Little, 1969	4.44—Willhite, 1982-88
	10.33—Dawkins at Kansas City 10/7/73	4.71—Jensen, 1980	4.39—Dawkins, 1971-73
		4.62—Keyworth, 1974	
		4.62—Canada, 1978	

RUSHING RECORDS (Continued)

Game	Season	Career
TDs	3—Armstrong vs. Houston 12/8/74	12—Little, 1973
	3—Keyworth vs. Kansas City 11/18/74	10—Keyworth, 1974
	3—Little vs. Cincinnati 9/16/73	9—Winder, 1986
		9—Little, 1972
		9—Armstrong, 1974
		43—Little, 1967-75
		35—Winder, 1982-88
		25—Armstrong, 1973-80

Other Rushing Records

Longest scoring run—82, Mingo vs. Oakland, 10/5/62
80, Little at San Francisco, 10/25/70
77, Dawkins at Kansas City, 10/7/73
Longest non-scoring run—68, Bell vs. Los Angeles, 10/16/60
63, Krieg vs. San Diego, 12/10/72
62, Perrin vs. Baltimore, 11/27/77

Top Ten Season Marks

	Attempts	Yards	Average	TDs
Otis Armstrong—1974	263	1407	5.3	9
Sammy Winder—1984	296	1153	3.9	4
Floyd Little—1971	284	1133	4.0	6
Otis Armstrong—1976	247	1008	4.1	5
Floyd Little—1973	256	979	3.8	12
Cookie Gilchrist—1965	252	954	3.8	6
Floyd Little—1970	209	901	4.3	3
Floyd Little—1972	216	859	4.0	9
Sammy Winder—1986	240	789	3.3	9
Sammy Winder—1983	196	757	3.9	3

Top Career Marks

	Attempts	Yards	Average	TDs
Floyd Little—1967-75	1641	6323	3.9	43
Sammy Winder—1982-88	1341	4957	3.7	35
Otis Armstrong—1973-80	1023	4453	4.3	25
Jon Keyworth—1973-80	699	2653	3.8	22
Dave Preston—1978-83	479	1793	3.7	10
Gerald Willhite—1982-88	380	1688	4.4	17
Rob Lytle—1977-83	376	1451	3.9	12
John Elway—1983-88	307	1431	4.7	8
Rick Parros—1981-84	329	1330	4.0	6
Bobby Anderson—1970-73	313	1281	4.1	9

PASSING

	Game	Season	Career
Yards gained	447—Tripucka at Buffalo 9/15/62	3,891—Elway, 1985	18,144—Elway, 1983-88
	445—Johnson vs. Kansas City 11/18/74	3,485—Elway, 1986	11,895—Morton, 1977-82
	432—Elway at Seattle, 12/20/85	3,309—Elway, 1988	7,676—Tripucka, 1960-63
		3,198—Elway, 1987	7,238—Johnson, 1972-75
Completions	34—Slaughter at Houston 12/20/64	327—Elway, 1985	1,442—Elway, 1983-88
	30—Elway at Green Bay 9/20/87	280—Elway, 1986	907—Morton, 1977-82
	30—Tripucka vs. Houston 11/6/60	274—Elway, 1988	662—Tripucka, 1960-63
Attempts	56—Tripucka at Buffalo 9/15/62	605—Elway, 1985	2,654—Elway, 1983-88
	53—Slaughter at Houston 12/20/64	504—Elway, 1986	1,594—Morton, 1977-82
	52—Tripucka vs. Houston 11/6/60	496—Elway, 1988	1,277—Tripucka, 1960-63
	52—Tripucka at Houston 11/20/60		970—Johnson, 1972-75
Pct.	(Min. of 10 attempts) 94.4—Morton vs. San Diego 9/27/81	(Min. of 50 attempts) 632—Weese, 1978	(Min. of 100 attempts) 588—Kubiak, 1983-88
	91.6—Elway at LA Raiders, 11/2/86	623—Kubiak, 1988	575—DeBerg, 1981-82
	86.4—Morton vs. K.C. 12/10/78	608—Morton, 1980	570—Weese, 1976-79

PASSING RECORDS (Continued)

	Game	Season	Career
TDs	5—Elway vs. Minnesota 11/18/84	24—Tripucka, 1960 22—Elway, 1985	102—Elway, 1983-88 74—Morton, 1977-81
	5—Tripucka vs. Buffalo 10/28/62	21—Morton, 1981	52—Johnson, 1972-75
	4—Eight times	20—Johnson, 1973	51—Tripucka, 1960-63
Inter- ceptions	6—Horn at Green Bay 9/26/71	34—Tripucka, 1960 25—Tripucka, 1962	95—Elway, 1983-88 85—Tripucka, 1960-63
	6—Herring at Houston 11/26/61	23—Elway, 1985	62—Morton, 1977-82
	5—8 times		
Inter- cept avoid- ance	.000—by many	.013—Kubiak, 1984 .026—Elway, 1986	.036—Elway, 1983-88 .039—Morton, 1977-82
		.029—Elway, 1987	.043—Breaux, 1963
Ave. per comple- tion	(Min. of 12 attempts)	(Min. of 50 attempts)	(Min. of 100 attempts)
	33.64—Lee at Oakland 12/5/65	17.93—Hufnagel, 1975	17.09—Briscoe, 1968
	27.92—Briscoe vs. Buffalo 11/24/68	17.09—Briscoe, 1968	15.98—Shaw, 1962
	27.42—Johnson vs. Kansas City 9/21/75	16.15—Ramsey, 1972	15.09—Tensi, 1967-70
Ave. per attempt	17.1—Morton vs. San Diego 9/27/81	8.65—Lee, 1965 8.50—Morton, 1981	7.52—Weese, 1976-79 7.46—Johnson, 1972-75
	16.45—Johnson vs. Kansas City 9/21/75	8.31—Weese, 1978	7.46—Morton, 1977-82
	15.7—Morton vs. Detroit 10/11/81		
	13.41—Weese vs. Pittsburgh 12/16/78		

Other Passing Records

Most Consecutive Games with TD Pass—

- 13—Elway (Last 7 games of 1985 and first 6 games of 1986).
- 10—Johnson, 1973-74 (Last 8 games of 1973 and first 2 games of 1974).
- 9—Elway, 1987 (6th through 14th games).
- 9—Morton, 1977 (5th through 13th games).
- 9—Tripucka, 1962 (Span of 10 games, did not play one game).

Most Consecutive Completions—

- 18—DeBerg at Los Angeles Rams (17), 12/12/82 and
vs. Kansas City (1), 12/19/82
- 16—Morton vs. Kansas City, 12/10/78
- 11—Elway at Los Angeles Raiders, 11/2/86
- 11—Elway vs. Kansas City (8), 12/14/85 and at Seattle (3), 12/20/85
- 11—Morton vs. San Diego, 9/27/81
- 11—Tensi at San Diego, 11/23/69
- 10—Tripucka vs. Dallas, 10/8/61

Longest Scoring Pass—

- 97—Shaw to Tarr at Boston, 9/21/62
- 96—Tripucka to Frazier at Buffalo, 9/15/62
- 95—Morton to Watson vs. San Diego, 9/27/81
- 93—Morton to Watson vs. Detroit, 10/11/81

Longest Non-Scoring Pass—

- 86—Elway to V. Johnson vs. L.A. Raiders, 9/26/88
- 86—Morton to Watson vs. Kansas City, 12/6/81
- 74—Liske to Van Heusen at New Orleans, 11/22/70
- 74—Horn to Little vs. Oakland, 10/10/71
- 73—Elway to Watson at Seattle, 12/15/84
- 72—Johnson to Little vs. San Diego, 10/29/74

PASSING RECORDS (Continued)

Top Ten Season Marks

	Att.	Comp.	Int.	Yds.	TD	Pct.
Elway—1985	605	327	23	3891	22	.540
Elway—1986	504	280	13	3485	19	.556
Elway—1988	496	274	19	3309	17	.552
Elway—1987	410	224	12	3198	19	.546
Morton—1981	376	225	14	3195	21	.598
Tripucka—1960	478	248	34	3038	24	.519
Tripucka—1962	440	240	25	2902	17	.545
Morton—1979	370	204	19	2626	16	.551
Elway—1984	380	214	15	2598	18	.563
Johnson—1973	346	184	17	2465	20	.532

Top Ten Career Marks

	Att.	Comp.	Int.	Yds.	TD	Pct.
Elway—1983-88	2654	1442	95	18144	102	.543
Morton—1977-82	1594	907	62	11895	74	.569
Tripucka—1960-63	1277	662	85	7676	51	.518
Johnson—1972-75	970	517	52	7238	52	.533
Ramsey—1971-76	919	456	58	6437	35	.496
Tensi—1967-70	810	348	45	5153	38	.430
DeBerg—1981-83	546	314	26	3819	22	.575
Slaughter—1963-66	584	291	37	3607	22	.498
McCormick—1963-68	537	207	33	2791	17	.385
Lee—1964-65	345	177	23	2303	16	.513

Career Touchdown Passes—Elway 102, Morton 74, Johnson 52, Tripucka 51, Tensi 38, Ramsey 35, DeBerg 26, Slaughter 22, McCormick 17, Lee 16, Liske 16, Briscoe 14, Kubiak 12, Breaux 7, Weese 7, Karcher 6, Herring 5, Penrose 5, Shaw 4, Choboin 4, Horn 3, Robinson 2, LeClair 2, Mingo 2, Dorsett 1, Glacken 1, Hufnagel 1, Pastrana 1, Stone 1, Little 1, Anderson 1, Keyworth 1, Norman 1, Sewell 1.

RECEIVING

	Game	Season	Career
Receptions	13—Anderson vs. Chicago 9/30/73	100—Taylor, 1961 92—Taylor, 1960 85—Taylor, 1965	543—Taylor, 1960-66 396—Odoms, 1972-83 353—Watson, 1979-87 302—Moses, 1972-81
	13—Taylor vs. Oakland 11/29/64		
	12—Taylor at Boston 9/21/62		
Yards	199—Taylor vs. Buffalo 11/27/60	1,244—Watson, 1981 1,235—Taylor, 1960 1,178—Taylor, 1961	6,872—Taylor, 1960-66 6,112—Watson, 1979-87 5,755—Odoms, 1972-83 5,450—Moses, 1972-81
	183—Watson at Los Angeles Rams 12/12/82		
	182—Watson vs. Detroit 10/11/81		
TDs	3—Watson vs. Baltimore 9/20/81	13—Watson, 1981 12—Taylor, 1960 11—Denson, 1967	44—Taylor, 1960-66 44—Moses, 1972-81 41—Odoms, 1972-83 36—Watson, 1979-87
	3—Moses at Houston 10/4/73		
	3—Scarpitto at Buffalo 12/18/66		
	3—Taylor vs. Buffalo 11/27/60		
Ave. per catch	(Min. of 4 Catches)	(Min. of 20 Catches)	(Min. of 50 Catches)
	41.25—Little at Buffalo	22.05—Scarpitto, 1963 20.73—Watson, 1981	20.54—Van Heusen, 1968-76
	38.00—Tarr at Boston 9/12/62	20.32—Nattiel, 1987 20.14—Denson, 1966	18.42—M.Jackson, 1986-88
	36.4—Watson vs. Detroit 10/11/81		18.05—Moses, 1972-81

RECEIVING RECORDS (Continued)

Other Receiving Records

Most Consecutive Games with TD Reception—

6—Taylor, 1960-61 (Last 4 games of 1960, first 2 games of 1961)
6—V. Johnson, 1987
6—Denson, 1969
5—Watson, 1981
4—Scarpitto, 1963
4—Denson, 1967
4—Odoms, 1973
4—Upchurch, 1979

Most Consecutive Games with Reception—

62—Taylor, 1960-64
49—Watson, 1983-86
41—Odoms, 1976-79
33—Odoms, 1973-76
29—Preston, 1980-82
28—Watson, 1980-82
21—Little, 1973-74
19—Taylor, 1964-65
19—Denson, 1968-69
18—Prebola, 1961-62

Top Season Marks

	No.	Yards	TD	Ave.
Taylor—1961	100	1176	4	11.8
Taylor—1960	92	1235	12	13.4
Taylor—1965	85	1131	6	13.3
Taylor—1963	78	1101	10	14.1
Taylor—1962	77	908	4	11.7
Taylor—1964	76	873	7	11.5
Watson—1984	69	1170	7	17.0
V. Johnson—1988	68	896	5	13.2
Willhite—1986	64	529	3	8.3
Upchurch—1979	64	937	7	14.6

Top Career Marks

	No.	Yards	TD	Ave.
Taylor—1960-66	543	6872	44	12.7
Odoms—1972-83	396	5755	41	14.5
Watson—1979-87	353	6112	36	17.3
Moses—1972-81	302	5450	44	18.0
Denson—1964-70	250	4150	32	16.6
Upchurch—1975-82	227	3730	22	16.4
Little—1967-75	215	2418	9	11.2
Willhite—1982-88	207	1767	5	8.5
V. Johnson—1985-88	192	2664	17	13.9
Winder—1982-88	166	1066	9	6.4

PUNTING

No.	Game	Season	Career
12	Prestridge at Buffalo 10/25/81	105—Scarpitto, 1967	574—Van Heusen, 1968-76
12	Scarpitto at Oakland 9/10/67	96—Norman, 1984	377—Prestridge, 1979-83
12	Van Heusen vs. Cincinnati 10/6/68	96—Ditts, 1978	248—Scarpitto, 1965-67
	(Min. of 4 punts)	(Min. of 50 punts)	(Min. of 50 punts)
57.2	—Horan vs. L.A. Raiders 9/26/88	46.1—Fraser, 1963	45.2—Fraser, 1962-64
56.6	—Norman vs. Seattle 11/25/84	45.8—Scarpitto, 1966	44.4—Scarpitto, 1965-67
53.8	—Scarpitto vs. San Diego 10/22/67	45.1—Van Heusen, 1973	42.6—Horan, 1986-88

Other Punting Records

Longest punt—83—Norman vs. Kansas City, 9/23/84
78—Van Heusen vs. Dallas, 12/2/73
75—Fraser at Oakland, 10/14/62
75—Fraser vs. Boston, 11/11/62
73—Ditts vs. New York Jets, 11/5/78
73—Scarpitto vs. Boston, 9/3/67

INDIVIDUAL RECORDS (Continued)

INTERCEPTIONS

No.	Game	Season	Career
4	Brown vs. New York 11/15/64	11—Gonsoulin, 1960	44—Foley, 1976-86
4	Gonsoulin at Buffalo 9/18/60	9—Brown, 1964	43—Gonsoulin, 1960-66
3	Six times	7—Five players	40—Thompson, 1969-81
Return yards	93—Gradishar at Cleveland, 10/5/80	179—Harden, 1986	784—Thompson, 1969-81
	91—Brown vs. New York 11/15/64	153—Wilson, 1967	643—Harden, 1980-88
	73—T. Jackson vs. Baltimore 11/27/77	140—Brown, 1964	622—Foley, 1976-86

Other Interception Records

Best interception return average, career (10 or more interceptions)—
19.6, Thompson, 1969-81
19.5, Harden, 1980-88
17.8, T. Jackson, 1973-86

Longest scoring interception return—

93, Gradishar at Cleveland, 10/5/80
73, T. Jackson vs. Baltimore, 11/27/77
70, Wilson vs. Kansas City, 12/17/67

Longest non-scoring interception return—

70, Moore at Boston 11/20/64
65, Alliston at Buffalo 9/18/60
65, Foley-Gradishar-Wright, vs. New York Giants, 11/14/76 (Foley intercepted and returned 23, lateral to Gradishar for 10, lateral to Wright for 32).
65, D. Smith at Chicago 12/20/81

QUARTERBACK SACKS

(Compiled since 1968)

No.	Game	Season	Career
4	Mecklenburg, vs. New Orleans, 9/15/85	13.5—Jones, 1986	73.5—R. Jones, 1980-88
4	Mecklenburg, at Pittsburgh, 12/1/85	13—Mecklenburg, 1985	72—Chavous, 1973-85
		12—P. Smith, 1974	66.5—P. Smith, 1968-78
		12—Alzado, 1972	46—Alzado, 1971-78
		12—P. Smith, 1971	44—T. Jackson, 1973-86
		12—Costa, 1969	40—Mecklenburg, 1983-88

PUNT RETURNS

No.	Game	Season	Career
8	Upchurch at Baltimore 10/22/78	51—Upchurch, 1977	248—Upchurch, 1975-83
	Willhite vs. New England, 9/28/86	42—Willhite, 1986	157—Thompson, 1969-81
	Upchurch at Kansas City 10/6/74	41—Manning, 1981	101—Willhite, 1982-88
	Upchurch vs. San Diego 11/30/75		
Return yards	167—Upchurch vs. Pittsburgh 11/6/77	653—Upchurch, 1977	3008—Upchurch, 1975-83
	144—Clark vs. San Diego 12/27/87	536—Upchurch, 1976	1814—Thompson, 1969-81
	125—Upchurch vs. Cleveland 9/26/76	493—Upchurch, 1978	1010—Willhite, 1982-88
Average		(10 or more returns)	(15 or more returns)
		16.88—Little, 1967	12.13—Upchurch, 1975-83
		16.13—Upchurch, 1982	11.89—Mingo, 1960-64
		13.74—Upchurch, 1976	11.55—Thompson, 1969-81
		13.69—Upchurch, 1978	

INDIVIDUAL RECORDS (Continued)

Other Punt Returns

Longest scoring punt return—

92, Upchurch vs. San Diego 10/3/76
87, Upchurch vs. Pittsburgh 11/6/77
78, Upchurch vs. Kansas City 12/19/82
76, Mingo at Boston 9/9/60

Longest non-scoring punt return—

60, Thompson at Baltimore 11/10/74
59, Thompson vs. New England 12/17/72
54, Mitchell at Buffalo 9/20/64

KICKOFF RETURNS

No.	Game	Season	Career
	7—Bell at Pittsburgh 10/23/88 7—Barry at Kansas City 11/1/64	47—Barry, 1964 40—Brunson, 1980 40—Upchurch, 1975 37—Mitchell, 1963	104—Little, 1967-75 95—Upchurch, 1975-83 73—Barry, 1964-65
Return yards	201—R. Montgomery at San Diego 9/24/72 197—Upchurch vs. Cleveland 10/19/75 185—Little at Miami 9/17/67	1245—Barry, 1964 1084—Upchurch, 1975 954—Mitchell, 1963	2523—Little, 1967-75 2355—Upchurch, 1975-83 1856—Barry, 1964-65
Average		(14 or more returns) 28.50—Thompson, 1969 28.47—Sellers, 1966 28.00—Frazier, 1961	(40 or more returns) 26.28—Haynes, 1965-66 25.42—Barry, 1964-65 25.13—Thompson, 1969-81 24.79—Upchurch, 1975-83

Other Kickoff Return Records

Longest scoring kickoff return—

100, Sellers vs. Houston 10/2/66
100, Wilson at Kansas City 10/8/66
94, Montgomery at San Diego 9/24/72

Longest non-scoring kickoff return—

89, Little vs. Oakland 11/10/68
88, Montgomery at Oakland 10/22/72
77, Scott vs. Kansas City 10/23/66

SCORING

	Game	Season	Career
TDs	* 3—11 times	14—Winder, 1986 13—Little, 1972 13—Little, 1973 13—Watson, 1981	54—Little, 1967-75 45—Moses, 1972-81 44—Winder, 1982-88 44—Odums, 1972-83 44—Taylor, 1960-66
FG	5—Karlis vs. Seattle 11/20/83 5—Mingo vs. San Diego 10/6/63 4—12 times (Turner 3, Mingo 3, Steinfort 2, Karlis 2, Howfield, Kroner)	27—Mingo, 1962 26—Steinfort, 1980 25—Turner, 1971	151—Turner, 1971-79 137—Karlis, 1982-88 72—Mingo, 1960-64
FG Pct.	1,000—many times	.846—Karlis, 1982, (11 of 13) .840—Karlis, 1983, (21 of 25) .765—Steinfort, 1980, (26 of 34)	.710—Karlis, 1982-88 .672—Steinfort, 1979-81 .648—Turner, 1971-79

SCORING RECORDS (Continued)

	Game	Season	Career
PAT	6—Turner vs. New England 12/17/72 6—Turner at Houston 10/14/73 6—Turner vs. Tampa Bay 11/7/76 6—Turner vs. New England 11/11/79 6—Steinfort vs. San Diego 9/27/81 6—Karlis vs. Minnesota 11/18/84	44—Karlis, 1986 41—Karlis, 1985 40—Turner, 1973 38—Karlis, 1984 37—Turner, 1972 37—Karlis, 1987	283—Turner, 1971-79 244—Karlis, 1982-88 120—Mingo, 1960-64 93—Howfield, 1968-70

PAT Pct.	1,000—many times	1,000-9 times, (Turner 3, Kroner 2, Mingo, Howfield, Hill, Karlis)	.983—Kroner, 1965-67 .979—Howfield, 1968-70 .971—Steinfort, 1979-81
-------------	------------------	---	---

Points	21—Mingo at Los Angeles 10/10/60 20—Scarpitto at Buffalo 12/18/66 20—Mingo vs. San Diego 10/6/63	137—Mingo, 1962 123—Mingo, 1960 110—Karlis, 1985 110—Steinfort, 1980	742—Turner, 1971-79 655—Karlis, 1982-88 408—Mingo, 1960-64 324—Little, 1967-75
--------	---	---	---

*Taylor vs. Buffalo, 11/27/60; Stone at San Diego, 11/4/62; Scarpitto at Buffalo, 12/18/66; Little vs. Minnesota, 10/15/72; Little vs. Cincinnati, 9/16/73; Moses at Houston, 10/14/73; Keyworth vs. Kansas City, 11/18/74; Armstrong vs. Houston, 12/8/74; Watson vs. Baltimore, 9/20/81; Willhite vs. Dallas, 10/5/86; Willhite vs. Kansas City, 11/16/86.

Other Scoring Records

Most consecutive games scoring—

69—Karlis, 1984-88
55—Turner, 1971-74
47—Turner, 1975-78
36—Mingo, 1960-64

Longest field goal—

57—Steinfort, vs. Washington 10/13/80
55—Steinfort, at Seattle, 12/21/80
55—Steinfort, vs. Dallas, 9/14/80
53—5 times

Most consecutive games scoring by a non-kicker—

6—Taylor, 1960-61 (Last 4 games of 1960 and first
2 games of 1961)
6—Denson, 1969
6—Little, 1972
6—V. Johnson, 1987

Most consecutive games scoring by rushing—

5—Winder, 1985
4—Little, 1969
4—Keyworth, 1974
3—Hayes, 1965
3—Armstrong, 1974

Most consecutive games scoring by reception—

6—Taylor, 1960-61 (Last 4 games of 1960 and first
2 games of 1961)
6—Denson, 1969
6—V. Johnson, 1987
5—Watson, 1981
4—Scarpitto, 1963
4—Denson, 1967
4—Odums, 1973
4—Upchurch, 1979

Interception Returns for Touchdowns

	Date	Opponent	Yards
Hunley	12/27/87	vs. San Diego	52
Haynes	12/6/87	vs. New England	14
Harden	11/2/86	at Los Angeles Raiders	40
Harden	9/21/86	at Philadelphia	32
Harden	12/1/85	at Pittsburgh	42
Foley	12/15/84	at Seattle	40
Woodard	10/7/84	at Detroit	27
Harden	9/23/84	vs. Kansas City	45
Robbins	9/16/84	at Cleveland	62
Latimer	11/23/80	vs. Seattle	15
Gradishar	10/5/80	at Cleveland	93
T. Jackson	11/5/78	vs. New York Jets	28
T. Jackson	11/27/77	vs. Baltimore	73
Wright	10/16/77	at Oakland	18
Jackson	11/14/76	at San Diego	46
Rowser	11/7/76	vs. Tampa Bay	32
Gradishar	11/7/76	vs. Tampa Bay	31
Rowser	9/19/76	vs. New York Jets	41
Gradishar	9/29/75	vs. Green Bay	44
Thompson	10/13/74	vs. New Orleans	38
Mitchell	10/28/73	at New York Jets	40
Thompson	10/14/73	at Houston	59
Forsberg	10/24/71	at Cleveland	40
Burrell	12/7/69	at Miami	38
Thompson	11/16/69	vs. Houston	57
Wilson	12/17/67	vs. Kansas City	70
Wilson	10/22/67	vs. San Diego	40
Sellers	9/3/67	vs. Boston	24
Bramlett	11/14/65	at Houston	25
Wilson	11/7/65	vs. San Diego	65
Griffin	10/17/65	vs. Houston	44
Janik	11/1/64	at Kansas City	22
Gonsoulin	10/6/63	vs. San Diego	43
McMillin	11/22/62	vs. New York	59
McGeever	10/5/62	vs. Oakland	48
Gonsoulin	10/5/62	vs. Oakland	64
Zeman	9/30/62	at New York	30
Yelverton	10/2/60	vs. Oakland	20
Pyeatt	9/18/60	at Buffalo	40

Other Defensive Returns For Touchdowns

	Date	Opponent	Yards
Townsend (fumble)	11/16/86	vs. Kansas City	7
Woodard (fumble)	9/7/86	vs. Los Angeles Raiders	12
Wright (blocked FG)	11/17/85	vs. San Diego	60
Smith (fumble)	11/4/84	vs. New England	64
Wright (fumble)	10/15/84	vs. Green Bay	27
Foley (fumble)	10/15/84	vs. Green Bay	22
Jones (fumble)	10/7/84	at Detroit	5
Chavous (fumble)	11/13/83	at Los Angeles Raiders	(recovered in end zone)
Thompson (fumble)	9/14/80	vs. Dallas	32
Wright (fumble-lateral from Gradishar)	12/2/79	at Buffalo	86
Swenson (fumble)	11/18/79	at San Francisco	88
Nairne (blocked punt)	11/11/79	vs. New England	22
Carter (fumble)	11/11/79	vs. New England	2
Thompson (fumble-fumble by Swenson)	10/14/79	at Kansas City	2
Gradishar (fumble)	12/3/78	at Oakland	30
Thompson (fumble)	11/5/78	vs. New York Jets	4
Polti (fumble-lateral from Swenson)	11/7/76	vs. Tampa Bay	26
Jones (fumble)	9/23/76	vs. Cleveland	43
Smith (fumble)	11/23/75	at Atlanta	80
Thompson (fumble)	10/22/73	vs. Oakland	80
Bramlett (blocked FG)	11/27/66	vs. San Diego	86
Griffin (blocked punt)	10/17/65	vs. Houston	10
Bramlett (fumble)	9/24/65	at Boston	(recovered in end zone)
McMillin (fumble)	11/8/64	vs. San Diego	(recovered in end zone)
Cooke (fumble)	11/1/64	at Kansas City	46
McFadin (fumble)	10/13/63	vs. Houston	6
McMillin (fumble)	12/9/62	at Dallas	9
McFadin (fumble)	11/22/62	vs. New York	69
Gavin (blocked punt)	12/10/61	at Dallas	23

TEAM—GENERAL SEASON

Most consecutive victories—

10—1984
8—1976-77 (Last 2 games of 1976 and first 6 games of 1977), and 1985-86 (Last 2 games of 1985 and first 6 games of 1986).
6—1977
4—1962, 1979, 1981, 1983, 1985, and 1987
3—11 times

Most consecutive games without a loss—

10—1984
8—1976-77, 1985-86
7—1973
6—1977

Most consecutive defeats—

11—1963-64
9—1967

Most consecutive games without victory—

14—1963-64
9—1967

TEAM—GENERAL GAME

Largest margin of victory— 43—vs. New York Jets 9/19/76 (46-3)
37—vs. Oakland 10/5/62 (44-7)

35—vs. New England 11/11/79 (45-10)
35—vs. Tampa Bay 11/7/76 (48-13)

Most points in one half— 38—vs. New England 11/11/79
38—vs. Tampa Bay 11/7/76

35—vs. Minnesota, 11/18/84
33—vs. San Diego 10/6/63

Most points in one quarter— 26—at New York Jets 12/3/67
24—vs. Buffalo 11/27/60

24—vs. San Diego 10/6/63
24—vs. Tampa Bay 11/7/76
24—vs. New England 11/11/79

TEAM—OFFENSE

Scoring

	Game	Season
Most Points	50—vs. San Diego 10/6/63	380—1985
	48—at Houston 10/14/73	379—1987
	48—vs. Tampa Bay 11/7/76	378—1986
		354—1973

Fewest Points	0—San Diego 37, Denver 0—10/29/61	148—1982
	0—at Oakland 51, Denver 0—9/10/67	196—1966
	0—at Kansas City 16, Denver 0—12/6/70	203—1971
	0—at San Diego 17, Denver 0—12/15/74	240—1964
	0—at San Diego 23, Denver 0—10/8/78	251—1961
	0—at Chicago 27, Denver 0—9/9/84	
	0—at New Orleans 42, Denver 0—11/20/88	

Most touchdowns	6—9 times	45—1987
	Most recent: vs. Minnesota, 11/18/84	45—1986
		45—1985
		42—1984

Most field goals	5—vs. San Diego 10/6/63	27—1962
	4—12 times	26—1980
		25—1971
		23—1988
		23—1985

Total Offense

	Game	Season
Most plays	95—at Green Bay 9/20/87 (OT)	1152—1985
	88—at Seattle 10/29/78 (OT)	1077—1988
	86—vs. San Diego 11/30/75	1062—1981
	86—at Chicago 12/12/76	1044—1979
Most total yards	543—vs. New York Jets, 9/19/76	5624—1987
	532—vs. Kansas City, 11/18/74	5506—1988
	522—at San Diego, 11/29/87	5496—1985
	507—vs. Oakland, 12/14/80	5426—1981
Ave. gain per play	8.56—vs. San Diego 9/7/62	5.38—1972
	8.21—at Houston 10/14/73	5.26—1987
	7.77—vs. New England 12/17/72	5.21—1974
Fewest yards		2837—1982
	5—at Oakland 9/10/67	3168—1966
	26—at Houston 9/3/66	3332—1964
	117—vs. Buffalo 12/13/64	3811—1961

TEAM RECORDS (Continued)

Rushing Offense

	Game	Season
Rushing plays	60—vs. San Diego 11/30/75	601—1978
	59—at Chicago 12/12/76	524—1979
	59—at Kansas City (OT) 9/24/78	523—1977
		515—1981
Rushing yards	356—at Chicago 12/12/76	2451—1978
	328—vs. San Diego 11/30/75	2157—1974
	292—at Oakland 11/24/74	2093—1971
		2076—1984
Ave. gain per rush	6.68—vs. Dallas 10/30/60	4.50—1972
	6.64—vs. Houston 9/17/72	4.44—1974
	6.59—vs. Buffalo 11/19/61	4.15—1969
Fewest yards		1018—1982
	13—at Oakland 10/22/72	1091—1961
	20—at Dallas 12/10/61	1173—1966
	27—at Buffalo 9/15/62	1195—1960

Passing Offense

	Game	Season
Passes attempted	56—at Los Angeles Raiders 12/26/82	617—1985
	56—at Buffalo 9/15/72	581—1988
	56—at Boston 9/21/62	568—1961
	55—at Houston 12/20/64	559—1962
Passes completed	35—at Houston 12/20/64	329—1985
	32—vs. Kansas City 11/18/74	324—1988
	31—vs. Houston 11/6/60	306—1986
Passes had intercepted	8—at Houston 12/2/62	45—1961
	6—6 times	40—1962
Completion percentage	.917—at L.A. Raiders 11/2/86	.596—1981
	.875—vs. San Diego 9/27/81	.582—1982
	.870—vs. Kansas City 12/10/78	.561—1980
Touchdown passes	5—vs. Minnesota 11/18/84	27—1981
	5—vs. Buffalo 10/28/62	24—1988
	4—10 times	24—1987
Net yards passing	459—vs. Kansas City 11/18/74	3691—1988
	431—vs. Oakland 12/14/80	3654—1987
	428—at Buffalo 9/15/62	3645—1985
		3538—1986
Fewest net yards	-53—at Oakland 9/10/67	1682—1967
	-7—at Houston 9/3/66	1819—1982
	1—at Pittsburgh 9/4/83	1995—1966
Fewest times Denver passers thrown for loss	0—Many times	22—1971
		24—1982
		24—1965
		27—1973
Most times Denver passers thrown for loss	11—vs. Buffalo 12/13/64	63—1963
	11—vs. Oakland 11/5/67	61—1981
	10—at Oakland 12/8/75	61—1964
	10—at Oakland 10/31/76	58—1967
Most yardage Denver passers thrown for loss	95—vs. Oakland 11/5/67	590—1963
	84—vs. Buffalo 12/13/64	520—1964
	78—vs. Boston 9/29/63	508—1967
	78—vs. Kansas City 12/14/68	

TEAM RECORDS (Continued)

First Downs

	Game	Season
Most first downs	34—vs. Kansas City 11/18/74	339—1985
	31—at San Diego 11/29/87	338—1988
	31—vs. Houston 10/6/85	331—1987
	31—vs. New York Jets 9/19/76	319—1986
First downs rushing	19—vs. San Diego 11/30/75	132—1987
	19—at Chicago 12/12/76	130—1979
	17—at Seattle 10/29/78 (OT)	129—1978
First downs passing	25—vs. Kansas City 11/24/74	196—1988
	23—at Houston 12/20/64	192—1985
	22—vs. Oakland 12/14/80	184—1986
First downs penalty	11—vs. Houston 10/6/85	41—1986
	7—vs. L.A. Raiders 9/7/86	38—1983
	6—vs. Houston 9/7/64	36—1988
	5—10 times	
Fewest first downs	0—at Houston 9/3/66	170—1982
	3—at Oakland 9/10/67	171—1966
	7—at Kansas City 12/6/70	172—1967
	7—vs. Buffalo 12/13/64	207—1964

Punts

	Game	Season
Most punts	12—at Oakland 9/10/67	105—1967
	12—vs. Cincinnati 10/6/68	96—1984
	12—at Buffalo 10/25/81	96—1968
		96—1978
Fewest punts	0—vs. Dallas 10/8/61	45—1982
	1—vs. San Diego 11/27/66	59—1962
	1—vs. N.Y. Jets 9/19/76	60—1972
	1—at Kansas City 12/7/80	63—1975
	1—at San Diego 11/28/82	
	(Min. of 4 punts)	
Best average	57.20—vs. L.A. Raiders 9/26/88	45.2—1966
	56.60—vs. Seattle 11/25/84	45.1—1973
	53.75—vs. San Diego 10/22/67	45.0—1982
	53.50—vs. New York 11/17/63	
Poorest average		35.1—1976
		36.4—1978
		37.3—1960
Best net average (category originated in 1976)	(Min. of 4 punts)	37.9—1988
	52.8—vs. L.A. Raiders 9/26/88	37.8—1982
	52.3—at Houston 12/4/77	35.9—1980
	48.3—vs. San Francisco 9/19/82	35.4—1984

Punt Returns

	Game	Season
Most returns	8—at Buffalo 9/20/70	63—1970
	8—at Kansas City 10/6/74	58—1977
	8—vs. San Diego 11/30/75	51—1976
	8—at Baltimore 10/22/78	51—1978
	8—vs. San Diego, 12/27/87	51—1981
Most return yards	167—vs. Pittsburgh 11/6/77	712—1977
	150—vs. San Diego 12/27/87	640—1976
	128—vs. San Francisco 9/19/82	582—1978
Best average		14.5—1982
		13.5—1967
		12.9—1963

TEAM RECORDS (Continued)

Kickoff Returns

	Game	Season
Most returns	10—at Indianapolis 10/31/88	78—1963
	10—vs. Boston 10/4/64	76—1964
	10—at San Diego, 12/22/63	71—1965
Most return yards	295—vs. Boston 10/4/64	1801—1963
	289—vs. Kansas City 9/7/63	1758—1964
	238—at Kansas City 10/8/63	1731—1965
Best average		26.9—1966
		25.3—1967
		24.5—1975

Fumbles

	Game	Season
Most fumbles	6—5 times	40—1961
		36—1966
		36—1984
Most fumbles lost	5—vs. Cleveland 10/19/75	23—1961
	5—vs. Chicago 9/30/73	19—1983
	4—8 times	18—1981
		18—1979
Fewest fumbles	0—Many times	15—1969
		21—1973
		23—4 times
Fewest fumbles lost	0—Many times	8—1985
		8—1964
		9—1969
		9—1973

Penalties

	Game	Season
Most penalties	15—vs. Tampa Bay 11/7/76	132—1978
	14—vs. Oakland 10/17/76	116—1979
	14—at N. Y. Jets 10/28/73	105—1976
Most yards penalized	160—vs. Tampa Bay 11/7/76	1097—1978
	134—vs. Pittsburgh 11/6/77	1006—1979
	132—vs. Oakland 10/17/76	986—1976
Fewest penalties	0—vs. Kansas City 12/17/67	48—1967
	1—12 times	54—1960
		54—1982
Fewest yards penalized	0—vs. Kansas City 12/17/67	501—1960
	0—at Boston 9/21/62	512—1967
	5—5 times	516—1982

TEAM-DEFENSE

Total Defense

	Game	Season
Fewest plays allowed	40—vs. San Diego 10/6/63	616—1982
	42—vs. San Diego 11/30/75	826—1971
	44—at Boston 9/24/65	838—1970
	44—vs. Boston 9/29/63	847—1963
Fewest yards allowed	60—at Cleveland 10/24/71	3169—1982
	66—vs. Chicago 12/5/71	3705—1970
	70—vs. San Diego 11/2/69	3722—1976
Lowest yield per play	1.12—vs. Chicago 12/5/71	4.01—1977
	1.25—vs. San Diego 11/2/69	4.14—1976
	1.30—at Cleveland 10/24/71	4.38—1978

TEAM DEFENSE RECORDS (Continued)

Rushing Defense

	Game	Season
Fewest rushes allowed	10—at San Diego 11/29/87	293—1982
	10—at San Diego 10/12/86	384—1965
	11—at N. Y. Jets 12/3/67	409—1970
Fewest yards allowed		935—1982
	0—at Kansas City 12/19/65	1337—1965
	18—vs. Pittsburgh 9/27/70	1351—1970
	20—at San Diego 10/2/88	1530—1977
Lowest yield per rush	0.00—at Kansas City 12/19/65	3.19—1982
	0.64—vs. Pittsburgh 9/27/70	3.26—1977
	1.47—at Cincinnati 12/14/69	3.30—1970

Passing Defense

	Game	Season
Fewest attempts by opponents	10—at Kansas City (OT) 9/24/78	307—1982
	12—at Kansas City 10/18/81	348—1975
	14—Four times	356—1971
Fewest completions by opponents	2—at Chicago 12/12/76	150—1971
	5—at Green Bay 9/26/71	172—1982
	5—vs. Dallas 10/8/61	181—1975
Lowest completion percentage allowed	.118—at Chicago 12/12/76	.421—1971
	.226—vs. Chicago 12/5/71	.448—1961
	.259—at Cleveland 10/24/71	.459—1965
Fewest net yards allowed	-7—vs. Chicago 12/5/71	1985—1971
	18—at Kansas City 12/6/70	2026—1976
	33—vs. Kansas City 10/4/70	2032—1975
Fewest TD passes allowed	0—Many times	8—1976
		9—1978
		11—1979
		11—1977
Highest percentage interception of opponent passes		.073—1964
		.071—1978
		.070—1960
Most opponent passes intercepted	7—at Oakland 10/16/77	32—1964
	6—4 times	31—1984
		31—1978
Most yards interceptions returns	133—at Buffalo 9/18/60	510—1984
	117—vs. Oakland 10/5/62	491—1977
	111—vs. San Diego 12/27/87	483—1962
	111—at Detroit 10/7/84	
Most times opponent passers thrown for loss	10—at Cincinnati 10/19/69	57—1984
	9—vs. Chicago 12/5/71	50—1970
	9—vs. Buffalo 11/19/61	49—1986
Most yardage opponent passers thrown for loss	95—vs. New York 11/15/64	459—1986
	76—vs. Kansas City 10/4/70	456—1970
	75—vs. New England 12/17/72	447—1964
Lowest yield per pass attempt		5.00—1964
		5.49—1961
		5.52—1972
Lowest yield per pass completion		10.60—1976
		10.64—1972
		10.67—1979

TEAM DEFENSE RECORDS (Continued)

Punting

	Game	Season
	(4 or more punts)	
Lowest opponent average	30.0—vs. Buffalo 11/27/60	37.3—1976
	30.3—at Minnesota (OT) 9/11/78	39.0—1960
	30.4—at Houston 10/26/69	39.4—1982

Punt Returns

	Game	Season
Lowest opponent average		4.81—1978
		6.13—1968
		7.03—1969

Kickoff Returns

	Game	Season
Lowest opponent average		17.14—1961
		17.91—1983
		18.21—1988

Fumbles

	Game	Season
Most opponent fumbles recovered	6—at Buffalo 12/2/79	24—1984
	5—at Boston 11/6/66	23—1981
	5—vs. Buffalo 12/13/64	21—1983
	5—at Oakland 10/14/62	21—1964
Fewest opponent fumbles recovered	0—Many times	7—1982
		11—1974
		12—1985
		12—1980
		12—1972
		12—1968
		12—1967

First Downs

	Game	Season
Fewest opponent first downs	3—vs. San Diego 11/30/75	176—1982
	5—at Chicago 12/12/76	199—1970
	6—vs. Oakland 11/20/66	206—1971
	6—at Cleveland 10/24/71	217—1977
Fewest opponent first downs rushing	1—vs. Cincinnati 12/14/69	53—1982
	1—at Cleveland 10/24/71	67—1970
	1—at Los Angeles 12/12/72	77—1977
	1—at Los Angeles 12/12/72	83—1971
Fewest opponent first downs passing	1—San Diego 11/30/75	91—1971
	1—at Chicago 12/12/76	104—1976
		104—1982
	2—Dallas 10/8/61	106—1975
Fewest opponent first downs penalty	0—Many Times	12—1968
		13—1984
		14—1970

Penalties

	Game	Season
Most opponent penalties	15—vs. Houston 10/6/85	138—1983
	16—vs. Chicago 10/16/78	126—1986
	14—at San Francisco 10/9/88	118—1979
		116—1988
Most yards opponent penalized	188—vs. Houston 10/6/85	1033—1979
	147—vs. Chicago 10/16/78	1034—1986
	145—at Seattle 12/8/79	956—1988
Fewest yards opponent penalized	0—at Oakland 12/19/71	516—1963
	4—at Miami 12/20/75	571—1982
	5—Four times	573—1964
		576—1966

TEAM DEFENSE RECORDS (Continued)

Scoring

	Game	Season
Fewest points	0—at San Diego 10/2/88	148—1977
	0—vs. San Diego 12/27/87	198—1978
	0—vs. Detroit 11/1/87	206—1976
	0—vs. San Diego 11/2/69	
	0—at Cleveland 10/24/71	
	0—vs. San Diego 10/3/76	
	0—at San Diego 11/14/76	
	0—vs. St. Louis 9/18/77	
	0—vs. Cincinnati 9/2/79	
	0—vs. San Diego 10/7/79	
	0—at Oakland 10/4/81	
	0—vs. Kansas City 9/23/84	
Fewest touchdowns allowed	0—Many times	18—1977
		21—1978
		25—1976
		25—1982
Fewest field goals allowed	0—Many times	8—1977
		12—1976
		13—1961

OPPONENT INDIVIDUAL RECORDS

Total Offense

MOST PLAYS—60, Joe Namath, at N. Y. Jets, 12/3/67. **YARDS GAINED**—448, Len Dawson, at Kansas City, 11/1/64. **GAIN PER PLAY**—(10 or more plays)—21.62, Jacky Lee, at Houston 11/29/60.

Rushing

MOST RUSHES—36, Earl Campbell, Houston, 11/2/80. **YARDS GAINED**—192, Curt Warner, at Seattle, 12/20/86. **GAIN PER RUSH** (8 or more rushes)—12.50, Abner Haynes, at Miami, 9/17/67 and 12.50 Booker Russell, vs. Oakland, 11/25/79. **LONGEST SCORING RUN**—82, Joe Delaney, at Kansas City, 10/18/81. **LONGEST NON-SCORING RUN**—76, Willmer Fowler, Buffalo, 11/27/60, and 76, Walter Payton, Chicago, 10/16/78.

Passing

ATTEMPTS—60, Joe Namath, at N. Y. Jets, 12/3/67. **COMPLETIONS**—31, Jim Krieg, vs. Seattle, 11/20/83, Joe Gilliam, Pittsburgh (OT), 9/22/74. **HAD INTERCEPTED**—7, Ken Stabler, at Oakland, 10/16/77. **YARDS GAINED**—435, Len Dawson, at Kansas City, 11/1/64. **COMPLETION PERCENTAGE** (10 or more passes)—.813, Bob Berry, at Atlanta, 11/26/72. **TOUCHDOWNS**—6, Len Dawson, at Kansas City, 11/1/64. **LONGEST SCORING PLAY**—92, Len Dawson to Tom Brooker, Dallas, 11/18/62, Jacky Lee to Bill Groman, at Houston, 11/20/60. **LONGEST NON-SCORING PLAY**—77, Tom Flores to Art Powell, Oakland, 11/29/64.

Receiving

RECEPTIONS—12, Art Powell, New York, 10/22/61. 12, Ed Podolak, at Kansas City, 10/7/73. 12, Ken Payne, Green Bay, 9/29/75. 12, Steve Largent, Seattle, 11/25/84. **YARDS GAINED**—213, Curtis McCClinton, at Kansas City, 12/19/65. **TOUCHDOWNS**—4, Lance, Alworth, San Diego, 12/1/68.

Punting

MOST PUNTS—11, Dennis Partee, San Diego, 11/30/75. 11, Bob Parsons, at Chicago, 12/12/76. **AVERAGE** (4 or more punts)—57.40, Steve O'Neal, New York, 9/21/69. **LONGEST PUNT**—98, Steve O'Neal, New York, 9/21/69.

Punt Returns

MOST RETURNS—9, Rodger Bird, at Oakland, 9/10/67. **RETURN YARDS**—143, Rodger Bird, at Oakland, 9/10/67. **LONGEST SCORING RETURN**—82, Bobby Jancik, at Houston, 12/20/64. **LONGEST NON-SCORING RETURN**—72, Greg Pruitt, at Cleveland, 10/27/74.

Kickoff Returns

MOST RETURNS—6, Cliff Austin, at Atlanta, 9/22/85. **RETURN YARDS**—164, Dave Grayson, Kansas City, 10/11/64. **LONGEST SCORING RETURN**—106, Noland Smith, Kansas City, 12/17/67. **LONGEST NON-SCORING RETURN**—80, Dave Grayson, Kansas City, 10/11/64.

OPPONENT RECORDS (Continued)

Interceptions

MOST INTERCEPTIONS—3 held by nine players. **RETURN YARDS**—99, Bobby Hunt, at Kansas City, 12/8/63. **LONGEST SCORING RETURN**—80, Coy Bacon, San Diego, 11/11/73. **LONGEST NON-SCORING RETURN**—87, Ron Hall, Boston 9/18/66.

Scoring

TOUCHDOWNS—4, six players. **FIELD GOALS**—6, Gino Cappelletti, Boston, 10/4/64; 6, Gary Anderson, at Pittsburgh, 10/23/88. **LONGEST FIELD GOAL**—58, Steve Cox, vs. Cleveland, 12/4/83. **POINTS**—24, Frank Jackson, at Dallas, 12/10/61. 24, Bert Coan, Kansas City, 10/23/66. 24, Lance Alworth, San Diego, 12/1/68. 24, Chuck Muncie, at San Diego, 11/29/81. 24, Eric Dickerson, at Indianapolis, 10/31/88. 24, Curt Warner, at Seattle, 12/11/88.

OPPONENT SINGLE GAME TEAM RECORDS

Scoring

POINTS—59, Kansas City, 9/7/63.

Total Offense

PLAYS—93, Pittsburgh (OT), 9/22/74. **YARDS GAINED**—634, at Oakland, 10/25/64. **GAIN PER PLAY**—10.30, San Diego, 10/6/63. **FEWEST YARDS GAINED**—60, at Cleveland, 10/24/71.

Rushing

RUSHES—62, at New England, 11/28/76. **YARDS GAINED**—380, Kansas City, 10/23/66. **GAIN PER RUSH**—9.27, Kansas City, 10/23/66. **FEWEST YARDS GAINED**—0, at Kansas City, 12/19/65.

Passing

ATTEMPTS—62, at New York, 12/3/67. **COMPLETIONS**—31, vs. Seattle, 11/20/83, Pittsburgh (OT), 9/22/74. **HAD INTERCEPTED**—7, at Oakland, 10/16/77. **MOST YARDS GAINED**—427, at Oakland, 10/25/64. **FEWEST YARDS GAINED**—(-7), Chicago, 12/5/71. **COMPLETION PERCENTAGE**—87.0, at New Orleans, 11/20/88.

First Downs

TOTAL FIRST DOWNS—33, Pittsburgh (OT), 9/22/74. **RUSHING**—21, at New England, 11/28/76. **PASSING**—22, at San Diego, 11/28/82. **PENALTY**—6, Miami, 12/4/66. 6, at Oakland, 11/9/69.

Punting

MOST PUNTS—11, San Diego, 11/30/75, and at Chicago, 12/12/76. **BEST AVERAGE** (4 or more punts)—57.40, NY Jets, 9/21/69.

Punt Returns

MOST RETURNS—9, at Oakland, 9/10/67. **RETURN YARDS**—143, at Oakland, 9/10/67.

Kickoff Returns

MOST RETURNS—9, at Houston, 10/14/73, and at San Diego, 12/9/73. **RETURN YARDS**—238, at Kansas City, 10/8/66.

OPPONENT RECORDS (Continued)

TWO TEAM RECORDS

Scoring

POINTS—91—N.Y. Titans, 46, Denver 45, 11/22/62.

Total Offense

PLAYS—161—Denver 88, Seattle 73 (OT), 10/29/78; 161—Denver 84, at L.A. Raiders 77 (OT), 10/28/84. **YARDS GAINED**—1,057—Denver 476, at San Diego 581, 10/20/68.

Rushing

MOST RUSHES—100—Denver 59, at Kansas City 41 (OT), 9/24/78. **YARDS GAINED**—472—Denver 356, at Chicago 116, 12/12/76.

Passing

ATTEMPTS—97—Denver 53, at Houston 44, 12/2/62. **COMPLETIONS**—53—Denver 35, at Houston 18, 12/20/64. **HAD INTERCEPTED**—13—Denver 8, at Houston 5, 12/2/62. **YARDS GAINED**—708—Denver 321, at San Diego 387, 10/20/68.

Other

TOTAL FIRST DOWNS—58—Denver 34, Kansas City 24, 11/18/74. **FUMBLES**—12—Denver 6, at Boston 6, 11/6/66, and Denver 5, Buffalo 7, 12/13/64. **FUMBLES LOST**—10—Denver 5, at Boston 5, 11/6/66. **YARDS PENALIZED**—273—Denver 128, at Seattle 145, 12/8/79. **FEWEST YARDS PENALIZED**—20—Denver 15, Kansas City 5, 12/14/85.

DENVER BRONCOS RECORDS BROKEN OR TIED IN 1988

(Old records in parentheses)

Team Records - Season

Most net yards passing — 3,691 (3,654 - 1987)
Most first downs, passing — 196 (192 - 1985)
Best net punting average — 37.9 (37.8 - 1982)

Team Records - Game

Best punting average — 57.20 vs. LA Raiders, 9/26 (56.60 vs. Seattle, 11/25/84)
Most kickoff returns — 10 at Indianapolis, 10/31 (tied two games)
Fewest points given up — 0 at San Diego, 10/2/88 (tied 11 games)

Individual Records, Career

Most rushing and passing plays — 2,961 — John Elway
Most total yards, rushing and passing — 19,575 — John Elway
Best average gain per rush — 4.66 — John Elway
Most passes attempted — 2,654 — John Elway
Most passes completed — 1,442 — John Elway
Most passes had intercepted — 95 — John Elway
Best interception avoidance — .036 — John Elway
Most yards passing — 18,144 — John Elway
Best completion percentage — .588 — Gary Kubiak
Most touchdown passes — 102 — John Elway
Most quarterback sacks — 73.5 — Rulon Jones
Best field goal percentage — .710 — Rich Karlis
Most games, 3 or more TD passes — 13 — John Elway
Most games, 300 or more yards passing — 12 — John Elway
Most seasons, 3,000 or more passing yards — 4 — John Elway
Most consecutive seasons, 3,000 yards passing and 200 yards rushing — 4 — John Elway (NFL record)

Individual records, game and single play

Longest non-scoring pass — 86 yards — John Elway to Vance Johnson, vs. LA Raiders, 9/26/88 (tied record)
Best punting average — 57.20 — Mike Horan vs. LA Raiders, 9/26/88 (56.60 — Chris Norman vs. Seattle, 11/25/84)
Most kickoff returns — 7 — Ken Bell at Pittsburgh, 10/23/88 (tied record)
Most field goals attempted — 7 — Rich Karlis at San Diego, 10/2/88 (tied record)

PLAYER HISTORY

ALL-TIME DRAFT CHOICES

1960 (First selections)—Harry Ball, T, Boston College; Charley Britt, QB, Georgia; Dave Canary, E, Cincinnati; Paul Candro, HB, Boston U.; Bill Carrico, G, N. Texas St.; Larry Cundiff, C, Mich. State; Bernard Darre, T, Tulane; Roger Davis, T, Syracuse; Lonnie Dennis, G, Brig. Young; John Dingens T-G, Detroit; Maurice Doke, G, Texas; Mike Dowdle, FB, Texas; Wayne Hawkins, T, COP; Gary Huber, C, Miami (O.); Dave Hudson, E, Florida; Claude King, HB, Houston; Don Klochak, FB, N. Carolina; Roger LeClerc, C, Trinity; Dean Look, QB, Mich. State; Bill Mathis, HB, Clemson; Ken McNeece, T-G, San Jose St.; James Monroe, QB, Arkansas; Ray Norton, HB, San Jose St.; Robert Rosbaugh, HB, Miami (Fla.); Mel Semenko, E, Colorado; Lebron Shields, T, Tennessee; Jack Spikes, FB, TCU; Howard Turley, E, Louisville; Jim Walden, QB, Wyoming; Willie West, HB, Oregon; John Willener, G, Oregon; Bob Yates, T, Syracuse; Ken Young, E, Valparaiso; Bob Zimpter, T-G, Bowling Gr.

1960 (Second selections)—Mel Branch, T-G, LSU; Ronnie Cain, E, Kentucky; Jack Campbell, E, Toledo; Tom Chapman, E, Detroit; LaVelle Coleman, HB, West Mich.; Jim Colvin, T-G, Houston; Teddy Foret, T-G, Auburn; Bobby Green, HB, Florida; Jack Hanlon, HB, Penn.; G. Hershberger, T-G, Wichita; Sam Homer, HB, VMI; Bob Hudson, E, Lamar Tech.; Vic Jones, HB, Indiana; Billy Luplow, T-G, Arkansas; George Phelps, HB, Cornell C. Ia.; Tom Roberts, T-G, Georgia Tech; Sam Stenger, C, Denver; Olin Treadway, QB, Iowa; John Wilkins, T-G, So. California; Emmet Wilson, T-G, Georgia Tech.

1961—1, Bob Gaiters, HB, N. Mex. St. 2, Jerry Hill, HB, Wyoming. 3, Chas. Strange, C, LSU. 4, Roland McDole, T, Nebraska. 4a, (NY), Sonny Davis, E, Baylor. 5, Charles Cowan, E, NM H'lds. U. 6, Dale Evans, HB, Kansas State. 7, Pat Patchen, E, Florida. 9, Phil Nugent, QB, Tulane. 10, Chas. Sturgeon, HB, Kentucky. 11, John Simko, E, Augustana. 12, Jerry Miller, E, H. Payne. 13, Ron Greene, G, Wash. St. 14, Bill Cooper, FB, Muskingum. 15, Willie Crafts, G, Texas A&I. 16, Jim Larkin, T, Hillsdale. 17, Chuck Weiss, FB, Colorado. 18, Chick Graning, HB, Georgia Tech. 19, John Hobbs, G, Maryland St. 20, Buck McLeod, T, Baylor. 21, Jim Morgan, HB, Iowa St. Tech. 22, Tom Hackler, E, Tenn. Tech. 23, Tom Jewell, T, Idaho St. 24, E. A. Simms, E, N. Mex. St. 25, Pete Samms, T, Central Okla. 26, Sam Smith, HB, Florence St. 27, Donald Olson, HB, Nebraska. 28, Wayne Lee, G, Colo. St. 29, Archie Cobb, T, Nebraska. 30, Dave Mills, HB, NE Mo. St. Tech.

1962—1, Merlin Olsen, T, Utah St. 2, Jerry Hillebrand, E, Colorado. 3, Charles Holmes, FB, Maryland St. 4, John Furman, QB, Texas Western. 7, John McGeever, HB, Auburn. 8, Elbert Harris, HB, S.E. Louisiana. 9, Larry Jepson, C, Furman. 10, Gale Weidner, QB, Colorado. 11, Mike Kline, G, Oregon St. 13, Bob Cegelski, C, Montana St. 14, Sonny Gibbs, QB, TCU. 15, Bill Loudon, G, Benedict Coll. 16, Gary Ballman, HB, Mich. St. 17, Jerry Tarr, E, Oregon. 18, Pete Schenk, E, Washington St. 20, Mike Martin, E, Washington St. 21, Jim Perkins, T, Colorado. 22, Don Kasso, HB, Oregon St. 23, Ken Tureaud, HB, Michigan. 24, Neil Thomas, G, Hillsdale. 25, Dave Edwards, E, Auburn. 26, Jim Roberts, T, Mississippi. 27, A. Von Sonn, C, UCLA. 28, Paul Holmes, T, Georgia. 29, Lynn Hoyem, C, Long Beach St. 30, Walter Mince, HB, Arizona. 31, Bill Williamson, T, Bakersfield JC. 32, Vester Flanagan, T, Humboldt St. 33, Duane Allen, E, Mt. S.A. Coll. 34, S. Stonebraker, E, Detroit.

1963—1, K. Alexander, HB, UCLA. 2a, (NY), Ray Poage, FB, Texas. 2b, Tom Nomina, T, Miami (O.). 3, Tommy Janik, HB, Texas A&I. 4, Lou Slaby, LB, Pittsburgh. 5, Ray Mansfield, C, Washington. 6, Anton Peters, T, Florida. 7a, (San Diego), M. Slaughter, QB, Louisiana Tech. 7b, Paul Flatley, E, Northwestern. 8a, (Buf.), H. Dixon, FB, Florida A&M. 8b, John Griffin, HB, Memphis St. 9, Marv Fleming, E, Utah. 10a, Lonnie Sanders, HB, Michigan St. 10b, (Hous.), Pat Richter, E, Wisconsin. 11, Billy Joe, FB, Villanova. 12, John Gamble, E, U. of Pacific. 13, James Maples, C, Baylor. 15, W. Freeman, E, North Texas. 16, David Crossan, G, Maryland. 17, Bob Paremore, HB, Florida A&M. 18, Charles Mitchell, HB, Washington. 19a, Frank Baker, FB, Toledo. 19b, (Dallas), Bruce Starling, HB, Florida. 20, Dan Grimm, G, Colorado. 21, Ross Nolan, E, NE Louisiana. 22, Dave Mathiesen, QB, Washington St. 23, Billy Moaty, HB, Arkansas. 24, C. B. Simons, LB, Stanford. 25, Forest Farmer, LB, Purdue. 26, Monte Day, T, Fresno St. 27, John Sellers, T, Bakersfield JC. 28, Bill Reddell, HB, Occidental. 29, Kern Carson, HB, San Diego St.

1964—1, Bob Brown, T, Nebraska. 3, Marv Woodson, DB, Indiana. 3a, Matt Snorton, DE-E, Michigan St. 6, Don Shackleford, T, Pacific. 6a, Al Denson, FL, Florida A&M. 7, Ray Kubala, C-T, Texas A&M. 7a, Jerry

Richardson, LB, W. Texas St. 8, W. Hilgenberg, G-LB, Iowa. 9, John Mims, T, Rice. 12, Paul Krause, DB, Iowa. 13, Charley Parker, G, So. Mississippi. 14, Bob Hayes, HB, Florida A&M. 15, Chuck Logan, E, Northwestern. 16, Bob Cherry, E, Wittenburg. 17, J. McNaughton, E, Utah St. 18, George Mira, QB, Miami. 19, Odell Barry, FL, Findlay. 21, Dick Herzog, T, Drake. 22, Gary Lewis, HB, Arizona St. 23, Ken Brusvan, T, Oregon St. 24, Mickey Bitsko, LB, Dayton. 25, Jim Jones, E, Wisconsin. 26, Bob Berry, QB, Oregon.

1965—2, Dick Butkus, LB, Illinois. 3, Glen Ressler, C, Penn St. 4, Geo. Donnelly, DB, Illinois. 5a, Bob Breitenstein, T, Tulsa. 5b, Max Leetzow, DT, Idaho. 6, Tom Wilhelm, T, Syracuse. 7, Jim Garcia, DE, Purdue. 8, John Holman, G, Wisconsin. 9, Gary Bussell, DB, Georgia Tech. 10, Gene Jeter, LB, AM&N. 11, Tom Vaughan, HB, Iowa St. 12, Tom Myers, QB, Northwestern. 13, Mike Strofalino, LB, Villanova. 14, John Frick, G, Ohio U. 15, Jeff Jordan, DB, Tulsa. 16, Brian Schweda, T, Kansas. 18, Larry Dupree, HB, Florida. 19, R. Oelschlager, HB, Kansas. 20, Terry Metchner, G, Albion.

1966—1, Jerry Shay, T, Purdue. 2, Freeman White, E, Nebraska. 3, Bob Hadrick, E, Purdue. 4, Randy Johnson, QB, Texas A&I. 5, Billy Clay, DB, Mississippi. 6, James Fulgham, T, Minnesota. 7, Jerry Jone, G, Bowling Green. 7a, (Buf.), Scotty Glacken, QB, Duke. 8, Goldie Sellers, DB, Grambling. 9, Ron Sbranti, LB, Utah St. 10, Larry Cox, T, Abilene CC. 11, James Burns, G, Northwestern. 13, Eric Crabtree, DB, Pittsburgh. 14, Fred Forsberg, DT, Washington. 15, Mike Ringer, DB, Oklahoma. 16, Frank Rogers, K, Colorado. 17, Gary Eickman, DE, Illinois. 18, Tom Talaga, T, Notre Dame. 19, Tom Coughlin, DE, Miami. 20, Cliff Hysell, T, Montana St.

1967—1, Floyd Little, HB, Syracuse. 2, Thomas Beer, TE, Houston. 3a, Mike Current, T, Ohio State. 3b, Geo. Goeddeke, C, Notre Dame. 4, C. Cunningham, DE, Houston. 5a, Fran Lynch, FB, Hofstra. 5b, John Huard, LB, Maine. 6, Neal Sweeney, E, Tulsa. 7, Frank Richter, G, Georgia. 8, Tom Cassese, E, C. W. Post. 9, James Summers, DB, Michigan St. 10, Paul Krause, QB, Duquesne. 11, Lou Andrus, DE, Brigham Young. 13, Dennis Furjanic, DE, Houston. 14, Tom Francisco, HB, Virginia Tech. 15, Donald Smith, G, Florida A&M. 16, Jack Lentz, QB, Holy Cross. 17, W. Valley, Jr., T, Oregon St.

1968—2, Curley Culp, DE, Arizona St. 3a, Garrett Ford, RB, West Virginia. 3b, (K.C.), Robert Vaughan, T, Mississippi. 4b, (Miami), Gordon Lambert, LB, Tenn. Martin. 4c, (K.C.), Drake Garrett, DB, Michigan St. 4d, (Cincy), Gus Holloman, DB, Houston. 8, Steve Holloway, DB, Weber St. 9, Paul Smith, LB, New Mexico. 10, Bob Langford, T, Middle Tenn. 12, Robert Hendrix, T, Mississippi. 13, Charles Greer, DB, Colorado. 14, Marlin Briscoe, RB, Omaha. 15, Jeff Kuhman, LB, Vermont. 16, Adin Brown, LB, William & Mary. 17, Steve Grady, RB, So. California.

1969—2, Grady Cavness, DB, Texas-El Paso. 3, Bill Thompson, DB, Maryland St. 4a, Mike Schnitker, LB, Colorado (From Boston thru K.C.). 4b, Edward Hayes, DB, Morgan St. 5, Frank Quayle, RB, Virginia. 6a, (Buf.), Wandy Williams, RB, Hofstra. 6b, Mike Coleman, RB, Tampa. 7, Al Giffin, TE, Auburn. 9, Henry Jones, RB, Grambling. 10, Jim Smith, DB, Utah St. 11, Alan Pastrana, QB, Maryland. 12, Wes Plummer, DB, Arizona St. 13, John Sias, SE, Georgia Tech. 14, Gary Crane, LB, Arkansas St. 15, Errol Kahoun, G, Miami (O.). 16, Billy Woods, DB, No. Texas St. 17, Buster O'Brien, QB, Richmond.

1970—1, Bob Anderson, RB, Colorado. 2, Alden Roche, DE, Southern. 3, John Kohler, T, South Dakota. 4, Jerry Hendren, WR, Idaho. 5, Bill McKoy, LB, Purdue. 6, John Mosier, TE, Kansas. 7, R. Montgomery, CB, Weber St. 8, (KC), L. Porter, RB, Southern. 9, D. Washington, LB, Alcorn A&M. 10, M. Fullerton, DT, Tuskegee Inst. 11, Cleve Bryant, DB, Ohio University. 12, Greg Jones, RB, Wisconsin St. 13, Jim McKoy, CB, Parsons College. 14, Jeff Slipp, LB, Brigham Young. 15, Maher Barakat, K, So. Dakota Tech. 16, Bob Stewart, QB, Northern Ariz. 17, Frank Kalfoss, K, Montana St.

1971—1, M. Montgomery, OT, So. California. 2, Dwight Harrison, WR, Texas A&I. 4a, Lyle Alzado, DE, Yankton Col. 4b, C. Johnson, CB, Alcorn A&M. 6, Howard Phillips, C, Michigan St. 7, Doug Adams, CB, Ohio St. 8, Tom Beard, LB, Michigan St. 9, John Handy, LB, Purdue. 10, Carlis Harris, WR, Idaho St. 11, Roger Roitsch, DT, Rice. 12, Floyd Franks, WR, Mississippi. 13, Craig Blackford, QB, Evansville. 14, Tommy Lyons, C, Georgia. 15, Lawrence James, RB, Norfolk St. 16, Steve Thompson, DT, Minnesota. 17, Jack Simcsak, P-K, Virginia Tech.

1972—1, Riley Odums, TE, Houston. 3, Bill Phillips, LB, Arkansas St. 4, (Minn.), Tom Graham, LB, Oregon. 5, (Phila.), Jim Krieg, WR, Washington. 8, Ronnie Estay, LB, LSU. 9, Floyd Priester, DB, Boston U. 10, Richard Wilkins, DE, Maryland St. 11, Larry Brunson, WR, Colorado. 12, R. McDougall, DB, Weber St. 13, Bob Warner, RB, Bloomsburg St. 14, Jerome Kundich, G, UTEP. 15, Skip Parmenter, DT, Massachusetts. 16, Tom Bougus, RB, Boston College. 17, Lou Harris, RB, Southern California.

1973—1, Otis Armstrong, RB, Purdue. 2, Barney Chavous, DE, S. Carolina St. 3a, Paul Howard, OG, Brigham Young. 3b, John Wood, DT, LSU. 4, Tom Jackson, LB, Louisville. 5, Charles McTorry, DB, Tennessee St. 7a, Mike Askea, OT, Stanford. 7b, John Grant, DE, So. California. 9, Lyle Blackwood, DB, Texas Christian. 10, Al Marshall, WR, Boise State. 11, Elton Brown, DT, Utah State. 12, Jim O'Malley, LB, Notre Dame. 13a, Ed Smith, DE, Colorado Col. 13b, Ed White, RB, Tulsa. 14, John Hufnagel, QB, Penn State. 15, Calvin Jones, DB, Washington. 16a, Oliver Ross, RB, Alabama A&M. 16b, Ken Muhlbier, C, Idaho State. 17, Kenneth Morgan, TE, Elon College.

1974—1, Randy Gradishar, LB, Ohio State. 2, Carl Wafer, DT, Tenn. State. 3, Claudie Minor, T, San Diego St. 4, Ozell Collier, CB, Colorado. 6a, John Winesberry, WR, Stanford. 10, Charlie Johnson, CB, Southern. 11, Steve Buchanan, RB, Holy Cross. 12, Larry Cameron, LB, Alcorn A&M. 13, John Clerkley, DT, Fort Valley St. 14, Rich Marks, DS, No. Illinois. 15, Piel Pennington, QB, U. of Mass. 16, Darrell Austin, T, So. Carolina. 17, Boyd Brown, TE, Alcorn A&M.

1975—1, Louis Wright, CB, San Jose St. 2, Charlie Smith, DE, N. Carolina Cen. 3a, (N.Y.G.), Mike Franckowiak, QB-KS, Central Mich. 3b, Drew Mahalic, LB, Notre Dame. 4a, (KC) Steve Taylor, DB, Georgia. 4b, Rick Upchurch, WR-Spec., Minnesota. 5a, Stan Rogers, T, Maryland. 5b, Rubin Carter, DT, Miami (Fla.). 8, Steve Foley, S-QB, Tulane. 9, Roussell Williams, DB, Arizona. 10, (KC) Hank Englehardt, C, Pacific. 10, Steve Haggerty, WR, Nev.-Las Vegas. 12, Harry Walters, LB, Maryland. 13, Eric Penick, RB, Notre Dame. 14, Jerry Arnold, G, Oklahoma. 15, Ken Shelton, TE, Virginia. 16, Bubba Bridges, DT, Colorado. 17, Lester Sherman, Ret. Spec., Albany St.

1976—1, Tom Glassic, G, Virginia. 2, Kurt Knoff, S, Kansas. 4, Craig Penrose, QB, San Diego St. 5, Lonnie Perrin, RB, Illinois. 8, James Betterson, RB, North Carolina. 9a, Jim Czirr, C, Michigan. 9b, (St. Louis), Jim Lisko, LB, Arkansas St. 10, Art Gilliam, DE, Grambling. 11, Greg Pittman, LB, Iowa St. 12, Randy Moore, DT, Arizona St. 13, Donnie McGraw, CB, Houston. 14, Larry Evans, LB, Mississippi Col. 15, Wilbur Summers, KS, Louisville. 16, John Huddleston, LB, Utah. 17, Randy Cozens, LB, Pittsburgh.

1977—1, Steve Schindler, G, Boston College. 2, Rob Lytle, RB, Michigan. 4, Bill Bryan, C, Duke. 7, Larry Swider, P, Pittsburgh. 8, Calvin Culliver, RB, Alabama. 9, Charles Jackson, NT, Washington. 10, Orna Middlebrook, WR, Arkansas state. 11, Phil Heck, LB, California. 12, Scott Levenhagen, TE, Western Illinois.

1978—1, Don Latimer, DT, Miami (Fla.). 2, Bill Gay, TE, USC. 8, Frank Smith, OT, Alabama A&M. 10, Vince Kinney, WR, Maryland. 11, Lacy Brumley, OT, Clemson.

1979—1, Kelvin Clark, T, Nebraska. 3, Bruce Radford, DE, Grambling. 4, Charles Jefferson, DB, McNeese State. 5, Rick Leach, QB, Michigan. 6, Jeff McIntyre, LB, Arizona State. 7, Luke Prestridge, P, Baylor. 9, Charley Taylor, WR, Rice. 11, Zachary Dixon, RB, Temple. 12, David Jacobs, K, Syracuse.

1980—2, Rulon Jones, DE, Utah State. 3, Larry Carter, DB, Kentucky. 4, Rick Parros, RB, Utah State. 5a, Mike Harden, S, Michigan. 5b, Laval Short, NT, Colorado. 6, Keith Bishop, G, Baylor. 7, John Havekost, G, Nebraska. 8, Don Coleman, WR, Oregon. 9, Greg Bracelin, LB, California. 10, Virgil Seay, Ret. Spec., Troy State. 11, Phil Farris, WR, North Carolina.

1981—1, Dennis Smith, S, Southern California. 2, Clay Brown, TE, Brigham Young. 4, Mark Herrmann, QB, Purdue. 5, Ken Lanier, T, Florida State. 6, Alvin Lewis, RB, Colorado State. 7, Steve Busick, LB, Southern California. 9, Rusty Olsen, DE, Washington. 11, Pat Walker, WR, Miami (Fla.). 12a, John Hankerd, LB, Notre Dame. 12b, Mandel Robinson, RB, Wyoming.

1982—1, Gerald Willhite, RB, San Jose State. 2, Orlando McDaniel, WR, Louisiana State. 4, Dan Plater, WR, Brigham Young. 5, Sammy Winder, RB, Southern Mississippi. 7, Alvin Ruben, DE, Houston. 9, Keith Uecker, T, Auburn. 10, Ken Woodard, LB, Tuskegee Institute. 11, Stuart Yatsko, G, Oregon. 12, Brian Clark, G, Clemson.

1983—1, Chris Hinton, G, Northwestern. 2, Mark Cooper, T, Miami (Fla.). 3, Clinton Sampson, WR, San Diego State. 5a, Weedy Harris, LB, Houston. 5b, Bruce Baldwin, CB, Harding. 6, Victor Hefflin, CB, Delaware State. 7, Myron Dupree, CB, North Carolina Central. 8, Gary Kubiak, QB, Texas A&M. 9, Brian Hawkins, CB, San Jose State. 10, Walt Bowyer, DE, Arizona State. 11, Don Bailey, C, Miami (Fla.). 12, Karl Mecklenburg, NT/DE, Minnesota.

1984—2, Andre Townsend, NT/DE, Mississippi. 3, Tony Lilly, S, Florida. 4, Randy Robbins, CB, Arizona. 6, Aaron Smith, LB, Utah State. 7, Clarence Kay, TE, Georgia. 8a, Winford Hood, G, Georgia. 8b, Scott Garnett, NT, Washington. 9, Chris Brewer, RB, Arizona. 10, Bobby Micho, TE, Texas. 11, Gene Lang, RB, Louisiana State. 12, Murray Jarman, WR, Clemson.

1984 Supplemental Draft—1, Freddie Gilbert, DE, Georgia. 2, Richard Massey, WR, Kentucky. 3, Reggie Smith, T, Kansas.

1985—1, Steve Sewell, RB, Oklahoma. 2a, Vance Johnson, WR, Arizona. 2b, Simon Fletcher, DE, Houston. 4, Keli McGregor, TE, Colorado State. 5, Billy Hinson, G, Florida. 7, Dallas Cameron, NT, Miami (Fla.). 8, Eric Riley, CB, Florida State. 9, Daryl Smith, CB, North Alabama. 10a, Buddy Funck, QB, New Mexico. 10b, Ron Anderson, LB, Southern Methodist. 11, Gary Rolle, WR, Florida. 12, Dan Lynch, G, Washington State.

1986—4, Jim Juriga, G, Illinois. 5, Tony Colorito, NT, Southern California. 6a, Orson Mobley, TE, Salem College (W.V.). 6b, Mark Jackson, WR, Purdue. 7, Ray Phillips, LB, North Carolina State. 8, Bruce Klostermann, LB, South Dakota State. 9, Joe Thomas, WR, Mississippi Valley State. 10, Victor Hall, TE, Jackson State. 11, Thomas Dendy, RB, South Carolina.

1987—1, Ricky Nattiel, WR, Florida. 3, Michael Brooks, LB, Louisiana State. 4, Marc Munford, LB, Nebraska. 6, Warren Marshall, RB, James Madison. 7, Wilbur Strozier, TE, Georgia. 8, Dan Morgan, G, Penn State. 9, Bruce Plummer, CB, Mississippi State. 10, Rafe Wilkinson, LB, Richmond. 11a, Steve Roberts, DE, Washington. 11b, Tommy Neal, RB, Maryland. 12, Tyrone Braxton, CB, North Dakota State.

1988—1, Ted Gregory, NT, Syracuse. 2, Gerald Perry, T, Southern. 3, Kevin Guidry, CB, Louisiana State. 5, Corris Ervin, CB, Central Florida. 7a, Pat Kelly, TE, Syracuse. 7b, Garry Frank, G, Mississippi State. 9, Mel Farr, Jr., RB, UCLA. 10, Channing Williams, RB, Arizona. 11, Richard Calvin, RB, Washington State. 12, Johnny Carter, NT, Grambling.

1989—1, Steve Atwater, S, Arkansas. 2a, Doug Widell, G/T, Boston College. 2b, Warren Powers, DE, Maryland. 3, Darrell Hamilton, T, North Carolina. 4, Richard McCullough, DE, Clemson. 5, Darren Carrington, CB, Northern Arizona. 6, Anthony Stafford, WR, Oklahoma. 7, Melvin Bratton, RB, Miami (Fla.). 8, Paul Green, TE, Southern California. 9a, Monte Smith, G, North Dakota. 9b, Wayne Williams, RB, Florida. 10, Anthony Butts, NT, Mississippi State. 11, Richard Shelton, CB, Liberty University. 12, John Jarvis, WR, Howard.

1989 Supplemental Draft — 1, Bobby Humphrey, RB, Alabama.

MAJOR TRADES

1989

Obtained DE Kevin Brooks from Dallas for undisclosed conditional draft choices.

Obtained K. David Treadwell from Phoenix in exchange for an undisclosed conditional draft choice.

Obtained 1st-1989 (Atwater), 2nd-1989 (Powers), and a 5th-1989 (Carrington) from Cleveland for 1st-1989.

1988

Obtained FB Calvin Thomas from Chicago in exchange for undisclosed conditional draft choice.

Obtained NT Shawn Knight from New Orleans for NT Ted Gregory.

Obtained undisclosed future draft choice from Washington in exchange for RB/TE Bobby Micho.

Obtained C Mike Ruether from Phoenix in exchange for LB Ricky Hunley.

Obtained RB Tony Dorsett from Dallas in exchange for conditional 5th-1989.

Obtained rights to S Kip Corrington from Detroit in exchange for conditional undisclosed future draft choice.

1987

Obtained 10th-1988 (C. Williams) from Pittsburgh for LB Ken Woodard.

Obtained G Stefan Humphries from Chicago for P Bryan Wagner.

Obtained C/G Larry Lee from Miami for 8th-1988.

1986

Obtained 11th-1987 and undisclosed future draft choice from Los Angeles Rams in exchange for LB Steve Busick.

Obtained CB Mark Haynes from the New York Giants in exchange for 2nd-1986 and 6th-1986 (obtained from Tampa Bay), and 2nd-1987.

1985

Obtained TE Mike Barber from Los Angeles Rams in exchange for 12th-1986.

Obtained 2nd-1985 (V. Johnson) from Houston in exchange for 2nd-1985 (obtained from Tampa Bay) and 5th-1985.

Obtained 6th-1986 (Mobley) from Green Bay in exchange for QB Scott Brunner.

1984

Obtained 6th-1986 from Tampa Bay in exchange for DE Brison Manor.
Obtained rights to LB Ricky Hunley from Cincinnati for 1st and 3rd-1986, and 5th-1987.
Obtained WR Butch Johnson from Houston in exchange for 3rd-1985.
Obtained WR Dave Logan from Cleveland in exchange for 4th-1984.
Obtained QB Scott Brunner from New York Giants in exchange for 4th-1984.
Obtained 4th-1984 (Robbins) and conditional undisclosed future draft choice (2nd-1985) from Tampa Bay in exchange for QB Steve DeBerg.
Obtained TE Eason Ramson from San Francisco in exchange for 5th-1984.
Obtained LB Stan Blinks from New York Jets in exchange for 6th-1985.

1983

Obtained 5th-1985 (Hinson) from Miami in exchange for LB Larry Evans.
Obtained 8th-1984 (Hood) from Green Bay in exchange for DE Greg Boyd.
Obtained rights to QB John Elway from Baltimore for 1st-1983 (Chris Hinton), 1st-1984, and QB Mark Herrmann.

1982

Obtained 4th-1984 from New Orleans in exchange for T Kelvin Clark.
Obtained S J. T. Thomas from Pittsburgh in exchange for 8th-1983.
Obtained linebacker Robert L. Jackson from Cleveland for 6th-1982.
Obtained 4th-1982 (Plater) from Buffalo Bills in exchange for switching positions in first round of 1982 draft.

1981

Obtained QB Steve DeBerg from San Francisco for 4th-1983.
Obtained WR Wade Manning from Buffalo for 8th-1982.
Obtained future undisclosed draft choice from New Orleans for LB Rob Nairne.
Obtained RB Tony Reed from Kansas City for 3rd-1981 and 4th-1982.

1980

Obtained WR Emery Moorehead from New York Giants for 8th-1981.
Obtained RB Don Hardeman from Baltimore for 12th-1980.
Obtained CB Perry Smith from St. Louis for 8th-1980 and 10th-1981.
Obtained RB Lawrence McCutcheon from Los Angeles for 3rd-1982.
Obtained QB Matt Robinson from New York Jets for 1st-1980, 2nd-1980, and QB Craig Penrose.

1979

Obtained 8th-1980 (Coleman) from Baltimore for P Bucky Dilts.
Obtained 2nd-1980 (Jones) and 5th-1980 (Short) and 3rd-1981 (traded to Kansas City) for DE Lyle Alzado.

1978

Obtained OT Tom Neville from New England for 10th-1979.
Obtained DB Charlie West and 6th-1979 (McIntyre) for TE Bill Gay.
Obtained future undisclosed draft choice from Detroit for center Mike Montler.

1977

Obtained RB Jim Jensen from Dallas for 6th-1979.
Obtained OT Andy Maurer from San Francisco for 9th-1978.
Obtained C Mike Montler from Buffalo for 2nd-1979.
Obtained DB Bernard Jackson from Cincinnati for 3rd-1978 and 7th-1978.
Obtained QB Craig Morton from the New York Giants for QB Steve Ramsey and 5th-1978.

1976

Obtained LB Godwin Turk from New York Jets for 5th-1977.
Obtained OT Bill Bain from Green Bay for 3rd-1977.
Obtained 9th-1976 (Likso) from St. Louis for DB Jeff Sevenson.

1975

Obtained DB Jeff Sevenson from Houston for 7th-1976.
Obtained past considerations from Kansas City for TE Billy Masters.
Obtained C Phil Olsen from Los Angeles for WR Otto Stowe and 3rd-1976 and 6th-1977.
Obtained DB Clarence Ellis from Atlanta for DB Charles Greer, WR Jerry Simmons and 6th-1976.
Obtained DT Greg Marx and 5th-1975 (Rogers) from Atlanta for OG Larron Jackson.

1974

Obtained 4th-1975 (Taylor) from Kansas City for LB Tom Graham.
Obtained 10th-1975 (Englehardt) from Kansas City for OT Tom Drougas.
Obtained 3rd-1975 (Franckowiak) from New York Giants for RB Joe Dawkins.
Obtained RB Jon Keyworth from Washington for 6th-1975 and 11th-1975.
Obtained DB John Rowser from Pittsburgh for 6th-1974 and 9th-1974.

1973

Obtained LB Ray May from Baltimore for 3rd-1974 and 8th-1974.
Obtained DB Dale Hackbart from St. Louis for 10th-1974.
Obtained LB Bill Laskey from Baltimore for 7th-1974.
Obtained WR Gene Washington from Minnesota for WR Rod Sherman and 5th-1974.

1972

Obtained 3rd-1974 (Minor) and 6th-1974 (traded to Pittsburgh) from Cleveland for QB Don Horn.
Obtained WR Haven Moses from Buffalo for WR Dwight Harrison.
Obtained 3rd-1973 (Howard) from Cleveland for DE Rich Jackson.
Obtained C Bobby Maples from Pittsburgh for 6th-1973.
Obtained OT Rick Sharp from Pittsburgh for 8th-1973.
Obtained DE-OT Lloyd Voss from Pittsburgh for 5th-1973.
Obtained QB Charley Johnson from Houston for 3rd-1973.
Obtained RB Eddie Ray and 3rd-1973 (Wood) from San Diego for DT Dave Costa.
Obtained 7th-1973 (Grant) from Baltimore for TE John Mosier.
Obtained LB Al Andrews from Buffalo for LB Dave Washington.
Obtained 5th-1973 (traded to Pittsburgh) from New Orleans for LB John Huard.

1971

Obtained RB Joe Dawkins from Houston for RB Dickie Post.
Obtained OG Larron Jackson and 5th-1972 from Houston for DB Cleophus Johnson.
Obtained LB Olen Underwood from Houston for OG Bob Young.
Obtained 5th-1972 (Krieg) from Philadelphia for QB Pete Liske.
Obtained RB Dickie Post from San Diego for 2nd-1972.
Obtained QB Steve Ramsey from New Orleans for 4th-1972.
Obtained OT Roger Shoals from Detroit for LB Carl Cunningham.
Obtained QB John Stofa from Miami for 7th-1972.
Obtained DB Butch Byrd from Buffalo for 5th-1972.
Obtained DB Leroy Mitchell from Houston for DB John Charles.
Obtained DB John Charles and 4th-1972 (Graham from Minnesota for WR Al Denson).
Obtained QB Don Horn from Green Bay for DE Alden Roche and exchange of first round positions in 1972 draft.
Obtained K Jim Turner from New York Jets for K Bobby Howfield.

1970

Obtained DB Cornell Gordon from New York Jets for DB Gus Hollomon.
Obtained TE Jim Whalen from Boston for TE Tom Beer.
Obtained DB Paul Martha from Pittsburgh for C Walter Highsmith and OT Wallace Dickey.
Obtained RB Booker Edgerson from Buffalo for 5th-1972.
Obtained FB Willis Crenshaw from St. Louis for 3rd-1971.
Obtained TE Billy Masters from Buffalo for 5th-1971.
Obtained 8th-1971 (Beard) from Houston for RB Tom Smiley.
Obtained 4th-1971 (Alzado) from Boston for K Charlie Gogolak.

1969

Obtained RB Tom Smiley from Cincinnati for WR Eric Crabtree.
Obtained OT Walt Barnes from Kansas City for 8th-1970.

1968

Obtained a future draft choice from the New York Jets for DB Nemiah Wilson, later cancelled when Wilson was cut by the Jets.
Obtained 4th-1969 (Schnitker) from Kansas City for DT Curley Culp.
Obtained 3rd-1968 (Vaughan) from Kansas City for DB Goldie Sellers.
Obtained 4th-1968 from Kansas City for RB Wendell Hayes.
Obtained 6th-1969 (Williams) from Buffalo for RB Charlie Mitchell.

1967

Obtained QB Steve Tensi for 1st-1968 and 1st-1969.
Obtained OG Dick Tyson, LB Ray Schmutz, DE Rich Jackson from Oakland for WR Lionel Taylor and C Jerry Sturm.
Obtained RB Cookie Gilchrist, QB George Wilson, OG Ernie Park, and DE Earl Faison from Miami for DE Dan LaRose, LB Jerry Hopkins RB Abner Haynes, and 6th-1968.
Obtained WR Bill Cronin from Miami for DT Ray Jacobs.
Obtained DT Dave Costa from Buffalo for 4th-1968.
Obtained DT Rex Mirich and draft choice from Oakland for DB Willie Brown and QB Mickey Slaughter.

1966

Obtained 3rd-1967 (Current) and 5th-1967 (Lynch) from Miami for RB Cookie Gilchrist.
Obtained LB Archie Matsos from Oakland for RB Hewitt Dixon.

1965

Obtained RB Cookie Gilchrist from Buffalo for RB Billy Joe.
Obtained RB Abner Haynes from Kansas City for LB Jim Fraser.

1964

Obtained DT Stan Fanning and draft choice from Oakland for RB Gene Mingo.
Obtained QB Jacky Lee for two years use from Houston for 1st-1965 and DT Bud McFadin.
Obtained LB Marv Matuszak and DB Billy Atkins from Buffalo for C Walt Cudzik.
Obtained DT-K Dick Guesman, DE Ed Cooke, DT Charlie Janerette, OG Sid Fournet and LB Jim Price from New York Jets for DB Bob Zeman, LB Wahoo McDaniel, WR Gene Prebola and DT Gordy Holz.

1962

Obtained RB Bo Dickinson from Dallas for OB Carl Larpenter.
Obtained HB Bob Scarpitto, DB Bob Zeman and OE Luther Hayes from San Diego for cash.

1960

Obtained DB Goose Gonsoulin from Dallas for FB Jack Spikes.

EQUALIZATION, EXPANSION DRAFTS

1976—Expansion Draft: Broncos lost OT Mike Current and DT Bubba Bridges to Tampa Bay and DB Steve Taylor to Seattle.

1968—Expansion Draft: Broncos lost RB Cookie Gilchrist, OG Pat Matson, LB Henry Sorrell, RB Mike Kellogg and DB Lonnie Wright to Cincinnati.

1966—Expansion Draft: Broncos lost LB Tom Erlandson, DE Ed Cooke, OG Tommy Nomina and DB John McGeeever to Miami.

1962—AFL Equalization Draft: Broncos obtain OG John Denver from San Diego, OE Jerry Richardson from San Diego, QB Richie Lucas from Buffalo, DT Ike Lassiter from Dallas and HB Charles Bolden from Houston.

ALL-TIME ROSTER

Bob Adams	TE	Pacific	1975
Kenneth M. Adamson	G	Notre Dame	1960-62
Steve Alexakos	G	San Jose State	1970
Ray Alexander	WR	Florida A&M	1984
Ted Alfien	RB	Springfield College	1969
Elihu (Buddy) Allen	HB	Utah State	1961
Donald R. Allen	FB	Texas	1960
Henry Allison	T	San Diego State	1977
Vaughn S. (Buddy) Alliston	LB	Mississippi	1960
Lyle Alzado	DE	Yankton College	1971-78
David R. Ames	HB	Richmond	1961
Robert Anderson	HB	Colorado	1970-73
Mitch Andrews	TE	Louisiana State	1987
Lou Andrus	LB	Brigham Young	1967
Otis Armstrong	RB	Purdue	1973-80
LeFrancis Arnold	G-C	Oregon	1974
Mike Askea	T	Stanford	1973
Billy Atkins	DB	Auburn	1964
Frank Atkinson	DE	Stanford	1964
George Atkinson	S	Morris Brown	1979
John Ayers	G	W. Texas State	1987
Jay Backman	C	Cincinnati	1968-71
Bill Bain	T	So. California	1976, 1978
Jerry Baker	T	Tulane	1983
Mike Barber	TE	Louisiana Tech	1985
Ernie Barnes	G	No. Carolina Col.	1963-64
Walter Barnes	DE	Nebraska	1969-71
Dean Barnett	TE	Nevada (L.V.)	1983
Odell Barry	HB	Findlay	1964-65
James Barton	C	Marshall	1961-62
Rick Baska	LB	UCLA	1976-77
Norman Bass	DB	Pacific	1964
Tom Beer	TE	Houston	1967-69
Dave Behrman	C	Michigan State	1967
Kevin Belcher	T	Wisconsin	1987
Henry Bell	HB	No college	1960
Ken Bell	RB	Boston College	1986-88
Frank Bernardi	DB	Colorado	1960
Lee Bernet	T	Wisconsin	1965-66
Keith Bishop	C-G	Baylor	1980, 1982-88
Tony Boddie	RB	Montana State	1986-87
Gordon Bowdell	WR	Michigan State	1971
Walt Bowyer	DE	Arizona St.	1983-84, 1987-88
Greg Boyd	DE	San Diego State	1980-82
Greg Bracelin	LB	California	1980
Phil Brady	S	Brigham Young	1969
John Bramlett	LB	Memphis State	1965-66
Tyrone Braxton	DB	No. Dakota State	1987-88
Don Breaux	QB	McNeese State	1963
Bob Breitenstein	T	Tulsa	1965-67
Chris Brewer	RB	Arizona	1984
Marlin Briscoe	QB	Omaha	1968
John W. (Red) Brodnax	FB	Louisiana State	1960
Michael Brooks	LB	Louisiana State	1987-88
Boyd Brown	TE	Alcorn A&M	1974-76
Clay Brown	TE	Brigham Young	1983
Hardy Brown	LB	Tulsa	1960
Ken Brown	C	New Mexico	1979
Laron Brown	WR	Texas	1987
Willie Brown	DB	Grambling	1963-66
Sam Brunelli	G	Colorado St. Col.	1966-71
Larry Brunson	WR	Colorado	1980
Bill Bryan	C	Duke	1977-88
Steve Bryan	DE-LB	Oklahoma	1987-88
Tom Buckman	TE	Texas A&M	1969
Fred Bukaty	FB	Kansas	1961
Bobby Burnett	RB	Arkansas	1969
George Burrell	S	Pennsylvania	1969
Steve Busick	LB	Southern California	1981-85
Gerry Bussell	DB	Georgia Tech	1965
Bill Butler	LB	San Fernando Valley	1970
George (Butch) Byrd	DB	Boston University	1971
Scott Caldwell	RB	Texas-Arlington	1987
Carter Campbell	DE	Weber State	1971
Larry Canada	FB	Wisconsin	1978-79, 1981
Albert R. Carmichael	HB	So. California	1960-61
Paul Carmichael	HB	El Camino JC	1965

ALL-TIME ROSTER (Continued)

Don Carothers	E	Bradley	1960
Kenneth L. Carpenter	E	Oregon State	1960
Rubin Carter	DT	Miami (Fla.)	1975-86
Tim Casey	LB	Oregon	1969
John E. Cash	E	Allen	1961-62
Tom Cassese	DB	C. W. Post	1967
Jeremiah Castille	CB	Alabama	1987-88
Grady Cavness	CB	Texas-El Paso	1969
Barney Chavous	DE	So. Carolina State	1973-85
Max Choboian	QB	San Fernando State	1966
Tom Cichowski	T	Maryland	1968-69
Ralph Cindrich	LB	Pittsburgh	1974
Brian Clark	T	Clemson	1982
Kevin Clark	DB	San Jose State	1987-88
Kelvin Clark	T	Nebraska	1979-81
Mike Clendenen	K	Houston	1987
Don Coffey	E	Memphis State	1963
Steve Coleman	DE	Delaware State	1974
Tony Colorito	NT	Southern California	1986
Darren Comeaux	LB	Arizona State	1982-86
Ed Cooke	DE	Maryland	1964-65
Mark Cooper	G/T	Miami (Fla.)	1983-87
Dave Costa	DT	Utah	1967-71
Bill Cottrell	G	Delaware Valley	1972
Larry Cox	DT	Abilene Christian	1966-68
Eric Crabtree	FL	Pittsburgh	1966-68
Gary Crane	LB	Arkansas State	1969
Willis Crenshaw	FB	Kansas State	1970
Ken Criter	LB	Wisconsin	1969-74
Ed Cummings	LB	Stanford	1965
Carl Cunningham	LB	Houston	1967-70
Mike Current	T	Ohio State	1967-75
Eldon V. Danenhauer	T	Pittsburg (Kan.)	1960-65
William A. Danenhauer	E	Emporia College	1960
Dick Davis	RB	Nebraska	1970
Jack T. Davis	T	Arizona	1960
Marvin Davis	DT	Wichita State	1966
Joe Dawkins	RB	Wisconsin	1971-73
Albert E. Day	T	Eastern Michigan	1960
Steve DeBerg	QB	San Jose State	1981-83
Rick Dennison	LB	Colorado State	1982-88
Al Denson	FL	Florida A&M	1964-70
John Denvir	G	Colorado	1962
Wallace Dickey	T	S.W. Texas State	1968-69
Richard L. (Bo) Dickinson	FB	So. Mississippi	1962-63
Doug (Bucky) Dilts	P	Georgia	1977-78
Hewitt Dixon	FB-TE	Florida A&M	1963-65
Zachary Dixon	RB	Temple	1979
Joe DiVito	QB	Boston College	1968
Kirk Dodge	LB	Nevada-Las Vegas	1987
Jack Dolbin	WR	Wake Forest	1975-79
Tom Domres	DT	Wisconsin	1971-72
Tony Dorsett	RB	Pittsburgh	1988
Richard A. (Skip) Doyle	HB	Ohio State	1960
Tom Drougas	T	Oregon	1974
Joe Dudek	RB	Plymouth State	1987
Rick Duncan	K	Eastern Montana	1967
Myron Dupree	CB	N.C. Central	1983
Pete Duranko	DE	Notre Dame	1967-70, 72-74
Booker Edgeron	CB	Western Illinois	1970
Ron Egloff	TE	Wisconsin	1977-83
Jim Elfrid	LB	Colorado State	1961
John Elway	QB	Stanford	1983-88
John Embree	WR	Compton JC	1969-70
George Hunter Enis	QB	Texas Christian	1962
John P. Epperson	E	Adams State	1960
Thomas D. Erlandson	LB	Washington State	1962-65
Mike Ernst	QB	Cal-Fullerton	1972
Terry Erwin	HB	Boston College	1968
Jay Dale Evans	HB	Kansas City	1961
Larry Evans	LB	Mississippi College	1976-82
Stan Fanning	DE	Idaho	1964
Miller Farr	DB	Wichita State	1965
Steve Fitzhugh	DB	Miami-Ohio	1987
Billy Ray Fletcher	E	Memphis State	1966
Simon Fletcher	DE	Houston	1985-88
Steve Foley	DB	Tulane	1976-86

ALL-TIME ROSTER (Continued)

Garrett Ford	FB	West Virginia	1968
Fred Forsberg	LB	Washington	1968, 70-73
Jason Franci	E	Santa Barbara	1966
Mike Frackowiak	RB	Central Michigan	1975-76
James G. Fraser	LB-P	Wisconsin	1962-64
Al Frazier	HB	Florida A&M	1961-63
Mike Freeman	G	Arizona	1984, 1986-87
George Gaiser	T	Southern Methodist	1968
Bob Gaiters	HB	New Mexico State	1963
Scott Garnett	NT	Washington	1984
Drake Garrett	DB	Michigan State	1968-70
Charles E. Gavin	DE	Tennessee State	1960-63
Bob Geddes	LB	UCLA	1972
Jack Gehrke	WR	Utah	1971
Ralph Giacommaro	P	Penn State	1987
Freddie Gilbert	DE	Georgia	1986-88
Cookie Gilchrist	FB	No college	1965, 1967
Scotty Glacken	QB	Duke	1966-67
Glenn Glass	DB	Tennessee	1966
Tom Glassic	G	Virginia	1976-83
George Goeddeke	G	Notre Dame	1967-72
Austin (Goose) Gonsoulin	DB	Baylor	1960-66
John Gonzaga	G	No college	1966
Brian Goodman	G	UCLA	1975
Harvey Goodman	G	Colorado	1976
Cornell Gorden	CB	No. Carolina A&T	1970-72
Sam Graddy	WR	Tennessee	1987-88
Randy Gradishar	LB	Ohio State	1974-83
Tom Graham	LB	Oregon	1972-74
John Grant	DT-DE	So. California	1973-79
Marsharne Graves	T	Arizona	1984
Charles Greer	DB	Colorado	1968-74
James D. Greer	E	Elizabeth City State	1960
John Griffin	HB	Memphis State	1964-66
Bill Groman	HB-E	Heidelberg	1963
Dick Guesman	T-K	West Virginia	1964
Kevin Guidry	CB	Louisiana State	1988
Donald Gulseth	LB	North Dakota	1966
Melwood N. (Buzz) Guy	G	Duke	1961-62
Dale Hackbart	S	Wisconsin	1973
Joey Hackett	TE	Elon College	1986
Mike Haffner	E	UCLA	1968-70
Steve Haggerty	DB	Colorado	1975
Wayne Hammond	DT	Montana State	1976
Billy Hardee	DB	Virginia Tech	1976
Mike Harden	CB/S	Michigan	1980-88
Archie Harris	OL	William and Mary	1987
Tony Harris	WR	Toledo	1972
Dwight Harrison	WR	Texas A&I	1971-72
Maurice Harvey	DB	Ball State	1978, 1980
Johnny Ray Hatley	T	Sul Ross State	1960
Arthur A. Hauser	T	Xavier	1961
Wendell Hayes	HB	Humboldt State	1965-67
Abner Haynes	HB	North Texas State	1965-66
Mark Haynes	CB	Colorado	1986-88
Alfred Haywood	RB	Bethune-Cookman	1975
Jerry Hendren	WR	Idaho	1970
Gary Henson	E	Colorado	1964
Lonnie Hepburn	CB	Texas Southern	1974
George W. Herring	QB-P	So. Mississippi	1960-61
Mark Herrmann	QB	Purdue	1981-82
Bo Hickey	FB	Maryland	1967
Walter Highsmith	C	Florida A&M	1968-69
Jack Hill	HB	Utah State	1961
George Hoey	DB	Michigan	1975
John Hoffman	DE	Hawaii	1972
John Hohman	G	Wisconsin	1965-66
Gus Holloman	DB	Houston	1968-69
Shawn Hollingsworth	T	Angelo St.	1983
Gordon Holz	DT	Minnesota	1960-63
Winford Hood	G/T	Georgia	1984-88
Jerry Hopkins	LB	Texas A&M	1963-66
Mike Horan	P	Long Beach State	1986-88
Don Horn	QB	San Diego State	1971-72
Paul Howard	G	Brigham Young	1973-75, 1977-86
Bobby Howfield	K	No college	1968-70
John Huard	LB	Maine	1967-69

ALL-TIME ROSTER (Continued)

Robert Hudson	LB	Clemson	1960-61
John Hufnagel	QB	Penn State	1974-75
Bob Humphreys	K	Wichita State	1967-68
Stefan Humphries	G	Michigan	1987-88
Ricky Hunley	LB	Arizona	1984-87
Daniel Hunter	CB	Henderson State	1985-86
Glenn Hyde	G-T	Pittsburgh	1976-81, 1984-85
Martin Imhof	DE	San Diego State	1976
Jerry Inman	DT	Oregon	1966-71, 73
Bernard Jackson	DB	Washington State	1977-80
Larron Jackson	G	Missouri	1971-74
Mark Jackson	WR	Purdue	1986-88
Richard Jackson	DE	Southern	1967-72
Roger Jackson	DB	Bethune-Cookman	1982-85, 1987
Tom Jackson	LB	Louisville	1973-86
Frank Jackunas	C	Detroit	1963
Ray Jacobs	DT	Howard Payne	1963-66
Charlie Janerette	DT	Penn State	1964-65
Tom Janik	DB-P	Texas A&I	1963-64
Pete Jaquess	DB	E. New Mexico	1967-70
Jim Jensen	RB	Iowa	1977, 1979-80
William Jessup	E	Southern California	1960
Eugene Jeter	LB	Arkansas AM&N	1965-67
William (Billy) Joe	FB	Villanova	1963-64
Butch Johnson	WR	Cal-Riverside	1984-85
Charley Johnson	QB	New Mexico State	1972-75
Earl Johnson	DB	South Carolina	1987
Jason Johnson	WR	Illinois State	1988
Vance Johnson	WR	Arizona	1985-88
Tim Joiner	LB	Louisiana State	1987
Calvin Jones	CB	Washington	1973-76
David Jones	OL	Texas	1987
Daryll Jones	DB	Georgia	1987
Henry Jones	RB	Grambling	1969
Jimmy Jones	WR	Wisconsin	1968
Leonard Jones	DB	Texas State	1987
Rulon Jones	DE	Utah State	1980-88
Larry Jordan	E-LB	Youngstown	1962-64
Donald G. Joyce	E	Tulane	1962
Jim Juriga	T-G	Illinois	1988
Larry Kaminski	C	Purdue	1966-73
Bob Kampa	DT	California	1974
Ken Karcher	QB	Tulane	1987-88
Rich Karlis	K	Cincinnati	1982-88
Keith Kartz	T	California	1987-88
Clarence Kay	TE	Georgia	1984-88
Bill Keating	DT	Michigan	1966-67
Mike Kellogg	FB	Santa Clara	1966-67
Pat Kelly	TE	Syracuse	1988
Jon Keyworth	RB	Colorado	1974-80
Jim Kiick	RB	Wyoming	1976-77
Donald W. King	E	Kentucky	1960
Vince Kinney	WR	Maryland	1978-79
Bruce Klostermann	LB	So. Dakota State	1987-88
Jeff Knapple	QB	Northern Colorado	1980
Shawn Knight	NT	Brigham Young	1988
Mike Knox	LB	Nebraska	1987
Robert E. Konovsky	E	Wisconsin	1961
Greg Kragen	NT	Utah State	1985-88
Jim Krieg	WR	Washington	1972
Gary Kroner	K	Wisconsin	1965-67
Ray Kubala	C	Texas A&M	1964-67
Gary Kubiak	QB	Texas A&M	1983-88
Frank W. Kuchta	C	Notre Dame	1960
Aaron Kyle	DB	Wyoming	1980-82
Ron Lamb	FB	South Carolina	1988
Gordon Lambert	LB	Tennessee-Martin	1968-69
Patsy C. Lamberti, Jr.	LB	Richmond	1961
Gene Lang	RB	Louisiana State	1984-87
Ken Lanier	T	Florida State	1981-88
Dan LaRose	DE	Missouri	1966
Carl James Larpenter	G	Texas	1960-61
Bill Larson	TE	Colorado State	1980
Bill Laskey	LB	Michigan	1973-74

ALL-TIME ROSTER (Continued)

Isaac T. Lassiter	E	St. Augustine	1962-64
Kit Lathrop	DE	Arizona State	1979
Don Latimer	DT	Miami (Fla.)	1978-83
Jim Leclair	QB	C. W. Post	1967-68
Roger LeClerc	C	Trinity (Conn.)	1967
Jacky Lee	QB	Cincinnati	1964-65
Larry Lee	C/G	UCLA	1987
Max Leetzow	DE	Idaho	1965-66
Mike Lemon	LB	Kansas	1975
Jack Lentz	S	Holy Cross	1967-68
Darrell Lester	FB	McNeese State	1965-66
Herman Lewis	DE	Virginia Union	1968
Tony Lilly	S	Florida	1984-87
Hub Lindsey	HB	Wyoming	1968
Pete Liske	QB	Penn State	1969-70
Floyd Little	HB	Syracuse	1967-75
Bill Lobenstein	DL	Wisconsin-Whitewater	1987
Kerry Locklin	TE	New Mexico State	1987
Dave Logan	WR	Colorado	1984
Tim Lucas	LB	California	1987-88
Tommy Luke	LB	Mississippi	1968
Fran Lynch	HB	Hofstra	1967-75
Tom Lyons	G	Georgia	1971-76
Rob Lytle	TE/RB	Michigan	1977-83
Dan MacDonald	LB	Idaho State	1987
Warren Marshall	RB	James Madison	1987
Ernest G. (Pete) Mangum	LB	Mississippi	1960
Wade Manning	WR	Ohio State	1981-82
Brisson Manor	DE	Arkansas	1977-84
Bobby Maples	C	Baylor	1972-78
Charles E. Marshall	HB	Oregon State	1962
Paul Martha	S	Pittsburgh	1970
Rick Massie	WR	Kentucky	1987-88
Billy Masters	TE	Louisiana State	1970-74
Pat Matson	G	Oregon	1966-67
Archie Matsos	LB	Michigan State	1966
Jack Mattox	T	Fresno State	1961-62
Marv Matuszak	LB	Tulsa	1964
Andy Maurer	T	Oregon	1977
Dean May	QB	Louisville	1987
Ray May	LB	So. California	1973-75
Brendan McCarthy	FB	Boston College	1968-69
John McCormick	QB	Massachusetts	1963, 65-66, 68
Robert V. McCullough	G	Colorado	1962-65
Lawrence McCutcheon	RB	Colorado State	1980
Ed (Wahoo) McDaniel	LB	Oklahoma	1961-63
Orlando McDaniel	WR	Louisiana State	1982
Lewis B. (Bud) McFadin	DT	Texas	1960-63
John McGeever	DB	Auburn	1962-65
Keli McGregor	TE	Colorado State	1985
Monte McGuire	QB	Texas Tech	1987
Bill McKoy	LB	Purdue	1970-72
Ron McLean	DL	Cal-State-Fullerton	1987
James R. McMillin	DB	Colorado State	1960-62, 1964-65
Robert McNamara	HB	Minnesota	1960-61
Karl Mecklenburg	LB/DE	Minnesota	1983-88
Mark Merrill	LB	Minnesota	1981-82
Bobby Micho	RB/TE	Texas	1986-87
Eugene Mingo	HB-K	No college	1960-64
Claudie Minor	T	San Diego State	1974-82
Tommy Earl Minter	HB	Baylor	1962
Dean Miraldi	T	Utah	1985
Rex Mirich	DE	Northern Arizona	1967-69
Alvin Mitchell	S-WR	Morgan State	1970
Charlie Mitchell	HB	Washington	1963-67
Leroy Mitchell	CB	Texas Southern	1971-73
Orson Mobley	TE	Salem College (W.V.)	1986-88
Marv Montgomery	T	So. California	1971-76
Randy Montgomery	CB	Weber State	1971-73
Mike Montler	C	Colorado	1977
Alex Moore	HB	Norfolk State	1968
Bob Moore	TE	Stanford	1978
Leroy Moore	DE	Fort Valley (Ga.)	1964-65
Randy Moore	DT	Arizona State	1976
Emery Moorehead	WR-RB	Colorado	1980

ALL-TIME ROSTER (Continued)

Craig Morton	QB	California	1977-82
Haven Moses	WR	San Diego State	1972-81
John Mosier	TE	Kansas	1971
Bobby Moten	TE	Bishop College	1968
Marc Munford	LB	Nebraska	1987-88
Wilbur Myers	S	Delta State	1983
Jesse Myles	RB	Louisiana State	1983-84
Chip Myrtle	LB	Maryland	1967-72
Rob Nairne	LB	Oregon State	1977-80
Ricky Nattiel	WR	Florida	1987-88
Tom Neville	T	Mississippi State	1978
Ron Nery	E	Wisconsin	1963
Lee (Mike) Nichols	C	Arkansas A&M	1960-61
John Nocera	LB	Iowa	1963
Tom Nomina	T	Miami (Ohio)	1963-65
Ben Norman	RB	Colorado State	1980
Chris Norman	P	So. Carolina	1984-86
Philip H. Nugent	HB	Tulane	1961
Tom Oberg	S	Portland State	1968-69
Riley Odoms	TE	Houston	1972-83
Phil Olsen	C	Utah State	1975-76
Harold Olson	T	Clemson	1963-64
John Olszewski	FB	California	1962
Jim O'Malley	LB	Notre Dame	1973-75
Chris Pane	DB	Chico State	1976-79
Ernie Park	G	McMurry State	1967
Charlie Parker	G	So. Mississippi	1965
Don Parish	LB	Stanford	1972
Rick Parros	RB	Utah State	1981-84
Al Pastrana	QB	Maryland	1969-70
Russell Payne	TE	Appalachian State	1987
Jack Peavey	OL	Troy State	1987
Craig Penrose	QB	San Diego State	1976-79
James W. Perkins	T	Colorado	1962-64
Lonnie Perrin	RB	Illinois	1976-78
Gerald Perry	G-T	Southern University	1988
Anton Peters	T	Florida	1963
Lyle Pickens	DB	Colorado	1987
John Pitts	S	Arizona State	1973-75
Dave Pivec	TE	Notre Dame	1969
Bruce Plummer	DB	Mississippi State	1987-88
Bobby Ply	DB	Baylor	1967
Nathan Poole	RB	Louisville	1982-83, 1985, 1987
Dickie Post	RB	Houston	1971
Randy Poltl	DB	Stanford	1975-77
Eugene Prebota	E	Boston University	1961-63
Steve Preece	S	Oregon State	1972
Dave Preston	HB	Bowling Green	1978-83
Luke Prestridge	P	Baylor	1979-83
James Price	LB	Auburn	1964
Errol Prisby	DB	Cincinnati	1967
John J. Pyeatt	HB	No college	1960
Frank Quayle	RB	Virginia	1969
Bruce Radford	DE	Grambling	1979
Steve Ramsey	QB	North Texas State	1971-76
Leo T. Reed	T	Colorado State	1961
Tony Reed	RB	Colorado	1981
Dan Remsberg	T	Abilene Christian	1986-87
Randy Rich	DB	New Mexico	1977
Bob Richardson	DB	UCLA	1966
Frank Richter	LB	Georgia	1967-69
Larry Riley	DB	Salem College (W.V.)	1977
Joe Rizzo	LB	Merchant Marines	1974-80
Randy Robbins	DB	Arizona	1984-88
Matt Robinson	QB	Georgia	1980
Alden Roche	DE	Southern University	1970
William E. Roehnel	LB	Bradley	1961-62
Stan Rogers	T	Maryland	1975
David S. Rolle	FB	Oklahoma	1960-61
Albert Romine	HB	Florence State	1960
Oliver Ross	RB	Alabama A&M	1973-75
Tobin Rote	QB	Rice	1966
Justin D. Rowland	HB	Texas Christian	1962
John Rowser	DB	Michigan	1974-76
Martin Rudolph	DB	Arizona	1987
Mike Ruether	C	Texas	1988

ALL-TIME ROSTER (Continued)

Darryl Russell	DB	Appalachian State	1987
Jim Ryan	LB	William and Mary	1979-88
Tom Rychlec	E	American International	1963
George Saimes	S	Michigan State	1970-72
Clint Sampson	WR	San Diego State	1983-86
John Sawyer	TE	So. Mississippi	1983-84
Ron Sbranti	LB	Utah State	1966
Robert Scarpitto	WR-P	Notre Dame	1962-67
Carl Schaukowitch	G	Penn State	1975
Steve Schindler	G	Boston College	1977-78
Mike Schnitker	G	Colorado	1969-74
John Schultz	WR	Maryland	1976-78
Lew Scott	DB	Oregon State	1966
James H. Sears	HB	So. California	1960-61
Goldie Sellers	DB	Grambling	1966-67
Jeff Severson	DB	Long Beach State	1975
Steve Sewell	RB	Oklahoma	1985-88
Don Shackelford	G	Pacific	1964
Rick Sharp	T	Washington	1972
George H. Shaw	QB	Oregon	1962
Rod Sherman	WR	Southern California	1972
Roger T. Shoals	T	Maryland	1971
Laval Short	DT	Colorado	1980
Jerry Simmons	WR	Bethune-Cookman	1971-74
Leon Simmons	LB	Grambling	1963
Mike Simone	LB	Stanford	1972-74
Jack M. Simpson	LB	Mississippi	1961
John Sklopian	HB	So. Mississippi	1963
Milton (Mickey) Slaughter	QB	Louisiana Tech	1963-66
Tom Smiley	RB	Lamar Tech	1969
Aaron Smith	LB	Utah State	1984
Art Smith	LB	Hawaii	1980
Daniel Eugene Smith	HB	Northeast Oklahoma	1961
Dennis Smith	DB	Southern California	1981-88
Don Smith	G	Florida A&M	1967
Ed Smith	DE	Colorado College	1973-75
Harold Smith	T	UCLA	1960
Hugh B. Smith	E	Kansas	1962
James Smith	S	Utah State	1969
Matt Smith	LB	West Virginia	1987
Paul Smith	DT-DE	New Mexico	1968-78
Perry Smith	DB	Colorado State	1980-81
Willie Smith	G	Michigan	1960
Matt Snorton	TE	Michigan State	1964
Roland Solomon	CB	Utah	1981
Henry Sorrell	LB	Chattanooga	1967
Rich Stachowski	DE/NT	California	1983
Jerry N. Stalcup	LB	Wisconsin	1961-62
Scott Stankavage	QB	North Carolina	1984, 1986
Bruce Starling	HB	Florida	1963
Larry Steele	P	Santa Rosa	1974
Fred Steinfort	K	Boston College	1979-81
James E. Stinnette	FB-LB	Oregon State	1961-62
Jesse Stokes	DB	Corpus Christi	1968
Don E. Stone	FB	Arkansas	1961-64
Otto Stowe	WR	Iowa State	1974
Robert J. Stransky	HB	Colorado	1960
David Strickland	T-G	Memphis State	1960
Dave Studdard	T	Texas	1979-88
Jerry G. Sturm	C-T-G	Illinois	1961-66
Don Summers	TE	Boise State	1984-85
Jim Summers	DB	Michigan State	1967
Shane Swanson	WR	Nebraska	1987
Neal Sweeney	FL	Tulsa	1967
Bob Swenson	LB	California	1975-79, 1981-83
Gene Sykes	DB	Louisiana State	1967
George Tarasovic	DE	Louisiana State	1967
Jerry L. Tarr	E	Oregon	1962
Lionel T. Taylor	E	New Mexico Highlands	1960-66
Steve Tensi	QB	Florida State	1967-70
Jim Thibert	LB	Toledo	1965
Calvin Thomas	RB	Illinois	1988
Earlie Thomas	DB	Colorado State	1975
J. T. Thomas	S	Florida State	1982
Zach Thomas	WR/PR	S. California State	1983-84
Arland Thompson	G	Baylor	1980
Bill Thompson	DB	Maryland State	1969-81

ALL-TIME ROSTER (Continued)

Jim Thompson	DT	Southern Illinois	1965
Robert Thompson	WR	Youngstown State	1987
Dave Tobey	LB	Oregon	1968
Andre Townsend	DE/NT	Mississippi	1984-88
Jerry Traynham	HB	Southern California	1961
Steve Trimble	DB	Maryland	1981-83
Frank Tripucka	QB	Notre Dame	1960-63
Jeff Tupper	DL	Oklahoma	1987
Godwin Turk	LB	Southern Univ.	1976-78
Clem Turner	RB	Cincinnati	1970-72
Jim Turner	K	Utah State	1971-79
Maurice Tyler	S	Morgan State	1973-74
Richard Tyson	G	Tulsa	1967
Keith Uecker	T	Auburn	1982-83
Rick Upchurch	WR	Minnesota	1975-83
Olen Underwood	LB	Texas	1971
Bill Van Heusen	WR-P	Maryland	1968-76
Bob Vaughan	G	Mississippi	1968
Lloyd Voss	T	Nebraska	1972
Bob Wade	CB	Morgan State	1970
Clarence Walker	HB	Southern Illinois	1963
Dave Washington	LB	Alcorn A&M	1971
Dave Washington	E	Southern California	1968
Gene Washington	WR	Michigan State	1973
Steve Watson	WR	Temple	1979-87
Norris Weese	QB	Mississippi	1976-79
Theodore A. Wegert	FB	No college	1961
Jack Weil	P	Wyoming	1986
Bill West	CB	Tennessee State	1972
Charlie West	DB	UTEP	1978-79
Willie West	DB	Oregon	1964
Max Wettstein	E	Florida State	1966
Jim Whalen	TE	Boston College	1970-71
Andre White	TE	Florida A&M	1967
Jim White	DE	Colorado State	1976
Gerald Willhite	RB	San Jose State	1982-88
Harold Williams	HB	Miami (Ohio)	1961
Wandy Williams	RB	Hofstra	1969-70
Nemiah Wilson	DB	Grambling	1965-67
Steve Wilson	CB	Howard	1982-88
Sammy Winder	RB	Southern Mississippi	1982-88
Bryant Winn	LB	Houston	1987
Malcolm Richard Wood	QB	Auburn	1962
Ken Woodard	LB	Tuskegee Institute	1982-86
Ray Woodard	DE	Texas	1987
James Earl Wright	HB	Memphis State	1964
Jim Wright	TE	Texas Christian	1980-85
Lonnie Wright	DB	Colorado State	1966-67
Louis Wright	CB	San Jose State	1975-86
William G. Yelverton	E	Mississippi	1960
Joseph A. Young	E	Arizona	1960-61
Robert Young	G	Howard Payne	1966-70
Bob Zeman	DB	Wisconsin	1962-63

Schools Represented

Colorado 20, Wisconsin 16, Southern California 13, Colorado State 12, Louisiana State 11, Maryland 11, Oregon 11, Utah State 10, Arizona 9, Texas 9, California 8, Georgia 8, Houston 8, Michigan 8, Michigan State 8, Mississippi 8, Notre Dame 8, San Diego State 8, Stanford 8, Baylor 7, Boston College 7, Florida A&M 7, UCLA 7, Grambling 6, Memphis State 6, Nebraska 6, Oregon State 6, Southern Mississippi 6, Washington 6, Arizona State 5, Auburn 5, Brigham Young 5, Minnesota 5, Oklahoma 5, Penn State 5, Pittsburgh 5, Purdue 5, San Jose State 5, Tulane 5, Tulsa 5, Florida 4, Florida State 4, Illinois 4, Kansas 4, Ohio State 4, Southern 4, Texas A&M 4, Utah 4, Wyoming 4, 16 with three each, 37 with two each, 99 with one each. Seven players did not attend college.

Service

FOURTEEN YEARS — Tom Jackson 1973-86.

THIRTEEN YEARS — Barney Chavous 1973-85; Paul Howard 1973-75, 1977-86; Bill Thompson 1969-81.

TWELVE YEARS — Billy Bryan, 1977-88; Rubin Carter 1975-86; Riley Odoms 1972-83; Louis Wright 1975-86.

ELEVEN YEARS — Steve Foley 1976-86; Paul Smith 1968-78.

TEN YEARS — Randy Gradishar 1974-83; Haven Moses 1972-81; Jim Ryan 1979-88; Dave Stuffer 1979-88.

NINE YEARS — Mike Current 1967-75; Mike Harden 1980-88; Rulon Jones 1980-88; Floyd Little 1967-75; Fran Lynch 1967-75; Claudie Minor 1974-82; Jim Turner 1971-79; Rick Upchurch 1975-85; Billy Van Heusen 1968-76; Steve Watson 1979-87.

EIGHT YEARS — Lyle Alzado 1971-78; Otis Armstrong 1973-80; Keith Bishop 1980, 1982-88; Tom Glassic 1976-83; Glenn Hyde 1976-81, 1984-85; Larry Kaminski 1966-73; Ken Lanier 1981-88; Brison Manor 1977-84; Dennis Smith 1981-88; Bob Swenson 1975-79, 1981-83.

SEVEN YEARS — Rick Dennison, 1982-88; Al Denson 1964-70; Pete Duranko 1967-70, 1972-74; Ron Egloff 1977-83; Larry Evans 1976-82; Goose Gosoulin 1960-66; John Grant 1973-79; Charles Greer 1968-74; Rob Jerry Inman 1966-71; Rich Karlis 1982-88; Jon Keyworth 1973-79; Rob Lytle 1977-83; Bobby Maples 1972-78; Joe Rizzo 1974-80; Lionel Taylor 1960-66; Gerald Willhite 1982-88; Steve Wilson 1982-88; Sammy Winder 1982-88.

SIX YEARS — Sam Brunelli 1966-71; Ken Criter 1969-74; Eldon Danenhauer 1960-65; John Elway 1983-88; George Goeddeke 1967-72; Richard Jackson 1967-72; Gary Kubiak 1983-88; Don Latimer 1978-83; Tommy Lyons 1971-76; Karl Mecklenburg 1983-88; Marv Montgomery 1971-76; Craig Morton 1977-82; Chip Myrtle 1967-72; Dave Preston 1978-83; Steve Ramsey 1971-76; Bob Scarpitto 1962-67; Mike Schnitker 1969-74; Jerry Sturm 1961-66.

BRONCOS IN HALL OF FAME

The Denver Broncos are represented in the Pro Football Hall of Fame by three individuals, including a former player, a former coach, and a former administrator.

Fred Gehrke, who was the Broncos' General Manager for four years (1977-1980) and a member of the team's staff for 16 years, was the first winner of the Hall of Fame's Pioneer award in 1972.

Gehrke, as a Los Angeles Rams' halfback in 1948, painted golden rams' horns on his team's helmets and thus started the trend toward today's colorful, uniquely-decorated helmets worn by all NFL teams.

Cornerback Willie Brown, inducted into the Hall of Fame in 1984, played for the Broncos from 1963-66 and was named All-American Football League in 1964, a season in which he intercepted nine passes, including a team-record four in one game (vs. New York, 11/15/64).

Doak Walker, who was the Broncos' receivers coach in 1966, was inducted into the Hall in 1986 on the basis of his brilliant six-year career (1950-55) with the Detroit Lions.

The Pro Football Hall of Fame is located in Canton, Ohio.

HISTORICAL HIGHLIGHTS

1959

AUGUST 14—First American Football League organizational meeting held in Chicago. Denver, with Bob Howsam as its principal owner, named as a charter member along with New York, Dallas, Los Angeles, Minneapolis and Houston. **NOVEMBER 22**—First player selection draft held through 32 rounds. Denver's first pick is Roger LeClerc, center, Trinity. **DECEMBER 1**—Dean Griffing named general manager of the Broncos.

1960

JANUARY 1—Frank Filchok named first head coach of the Broncos. **JANUARY 30**—Denver placed in AFL's western division with Dallas, Oakland and Los Angeles. **JULY**—First Bronco training camp opens at Colorado School of Mines. **SEPTEMBER 9**—After losing all five pre-season games, the Broncos become the first AFL victor when they defeat the Patriots in Boston in history's first AFL game, 13-10. Attendance—21,597. **OCTOBER 2**—Broncos play first home game in Bears Stadium, defeat Oakland, 31-24, before crowd of 18,372. **DECEMBER**—Offensive End Lionel Taylor, Defensive Tackle Bud McFadin and Safety Goose Gonsoulin all named to first official all-AFL team.

1961

MAY 26—Bob and Lee Howsam, original principal owners of the Broncos, sell their stock to a new syndicate headed by Cal Kunz and Gerry Phipps. **JUNE 1**—Cal Kunz named president and operating head of Empire Sports. **DECEMBER**—Lionel Taylor sets professional record with 100 pass receptions for season. Taylor and Bud McFadin named to all-AFL team. **DECEMBER**—Frank Filchok released as Broncos head coach.

1962

FEBRUARY 1—Jack Faulkner hired as Broncos head coach. **JULY 1**—Dean Griffing released as Broncos general manager. Faulkner named to dual post as head coach and general manager. **JULY**—Public burning ceremony of Broncos' notorious vertically striped socks at Broncos' intra-squad game. **DECEMBER**—Jack Faulkner named coach of the year in AFL. Gene Mingo set professional field goal record of 27 in a season. Eldon Danenhauer, Lionel Taylor, Goose Gonsoulin and Bob Zeman named to the official all-AFL team.

1963

DECEMBER—Billy Joe named AFL rookie of the year. Goose Gonsoulin only Bronco to make the all-AFL team. Lionel Taylor wins fourth straight pass receiving title.

1964

JANUARY—Broncos and Jets complete historic nine-player trade, largest ever made in the AFL. Broncos send Gene Prebola, Wahoo McDaniel, Gordy Holz and Bob Zeman to Jets for Dick Guesman, Ed Cooke, Charlie Janerette, Jim Price and Sid Fournet. **OCTOBER 4**—Jack Faulkner released as head coach. **OCTOBER 5**—Mac Speedie accepts appointment as interim head coach. **DECEMBER 12**—Mac Speedie named head coach. **DECEMBER**—Jim Fraser wins third straight punting title. Willie Brown named to all-AFL team.

1965

FEBRUARY 15—Gerald and Allan Phipps purchase 52 percent of the stock of Empire Sports, thus giving them virtually 100 percent ownership and saving the Bronco franchise for Denver. **MARCH 5**—Record sale of 941 season tickets in one day. **APRIL 1**—Season ticket drive goal of 20,000 sales reached. Figure to reach 22,000 by May 1. **MAY 17**—Allan Phipps named president of Empire Sports, Inc. Gerry Phipps re-named Chairman of the Board. **MAY 29**—Jim Burris, Bears general manager, named executive vice-president of Empire Sports. **DECEMBER 12**—Lionel Taylor makes the 500th catch of his career in game against Boston to become the first AFL player to top this figure. **DECEMBER**—Tackle Eldon Danenhauer, Split End Lionel Taylor and Fullback Cookie Gilchrist named to the all-AFL team. Lionel Taylor wins fifth pass receiving crown and Abner Haynes wins league kickoff return championship.

HISTORICAL HIGHLIGHTS (Continued)

1966

JUNE 8—Merger of American and National Leagues announced. **SEPTEMBER 19**—Ray Malavasi named Head Coach of the Broncos. **DECEMBER**—John Bramlett, Goose Gonsoulin, Bob Scarpitto and Jerry Sturm chosen to play in AFL All-Star contest in January. **DECEMBER 19**—Lou Saban signs a 10-year contract as General Manager and Head Coach of the Denver Broncos.

1967

MARCH 1—Broncos move to new suburban executive offices with adjacent practice field and locker room facilities for both pre-season and regular season training. **MARCH 7**—Metropolitan Denver voters turn down stadium bond issue, but Bronco fans immediately organize for fund raising drive to improve Bears Stadium and keep Broncos in Denver. **MAY 17**—Floyd Little, Denver's No. 1 draft choice, signs with Broncos. Little becomes the first No. 1 choice to sign with Denver in the history of the club. **AUGUST 5**—Broncos defeat Detroit Lions 13-7 in pre-season game at DU for AFL's first win over the NFL. **AUGUST 15**—Quarterback Steve Tensi acquired from San Diego for first round draft choices in both 1968 and 1969. **DECEMBER**—Floyd Little paces AFL in punt returning with a 16.9 average. Bob Scarpitto repeats as punt leader with a 44.9 norm. Flanker Al Denson selected All-League in player balloting.

1968

JANUARY—Flanker Al Denson, defensive tackle Dave Costa, center Larry Kaminski and cornerback Nemiah Wilson participate in AFL All-Star game. Lou Saban and staff coach the West stars. **FEBRUARY**—Civic drive to raise \$1.8 million ends successfully and City of Denver receives stadium as a gift after purchase of the facility from Empire Sports, Inc. by non-profit group. Construction begins on 16,000 seat upper deck that will raise capacity to 50,000 for 1968 season. **SEPTEMBER 21**—Broncos move into new administrative building at 5700 Logan Street. **DECEMBER 14**—Bears Stadium is officially re-named Denver Mile High Stadium.

1969

JANUARY 19—Dave Costa, Rich Jackson and Floyd Little participate in AFL All-Star Game in Jacksonville, Florida. **DECEMBER**—Floyd Little and Rich Jackson named to first team All League. **DECEMBER**—Bill Thompson (rookie) tops AFL list in punt and kickoff returns, the first player in pro football history to ever hold both titles.

1970

JANUARY 17—Rich Jackson, Dave Costa, Floyd Little, Mike Current and George Goeddeke play in All-Star game on West team. **SEPTEMBER**—Season ticket sale hits record number of 43,584. **DECEMBER 20**—Floyd Little gains 44 yards to win American Conference rushing title with 901 yards. It was first rushing crown and first season Little played in all 14 games.

1971

JANUARY—Richard Jackson named to official National Football League all-star team. **JANUARY**—Richard Jackson and Floyd Little make starting lineups for American Conference in first AFC-NFC Pro Bowl game. **MAY 12**—Broncos stop sale of season tickets at record 47,500. **OCTOBER 24**—Denver coach Lou Saban and Broncos down Cleveland 27-0. It was first time Browns were shut-out since 1952. It was also to be Saban's last victory as Bronco coach. **NOVEMBER 17**—Lou Saban resigns as head coach of Broncos, a position he had held for five years. Offensive line coach Jerry Smith is named interim head coach. Saban, in December, resigns as General Manager to return to Buffalo Bills as head coach. **DECEMBER 19**—Floyd Little compiles 79 yards against Raiders in Oakland to finish as pro football's top runner with 1,133 yards. Little also becomes first Bronco to rush for more than 1,000 yards in a season.

1972

JANUARY 5—John Ralston, successful head coach at Stanford, is announced as Denver's new head coach. He later adds the title of General Manager. **MARCH 16**—For the first time in the history of Denver professional football, there will be no public sale of season tickets, it is reported. Season ticket holders renewed 46,500 of the 47,500 available season

HISTORICAL HIGHLIGHTS (Continued)

tickets, and further exercised their option for 8,000 additional tickets. **APRIL 5**—Long-time Rocky Mountain Empire Sports employee Earl Hartman dies of cancer. Hartman was Treasurer of Empire Sports and Business Manager of the Broncos at the time of his death.

1973

MARCH 3—Season ticket holders renew 47,800 of 48,000 season tickets to assure Denver again of having no public sale of season tickets. **OCTOBER 14**—Charley Johnson also becomes the 18th quarterback in pro football history to go over 20,000 yards lifetime as he connects for 214 yards plus three TDs to Haven Moses in a 48-20 win at Houston. **OCTOBER 22**—With "Orange Monday" banners waving, the Broncos perhaps play the most important game to date in the club's history against Oakland on national television. Denver comes back to knot the contest, 23-23, on a 35-yard field goal by Jim Turner. **NOVEMBER 25**—Denver defeats Kansas City, 14-10, to take over first place in the AFC West with three games to go. The win moves the Broncos to 6-3-2—the six victories the second best mark ever for a Denver team to date. **DECEMBER 9**—Denver 42, San Diego 28! The Broncos are winners at last, as Denver clinches the team's seventh victory of the season, assuring the club of a winning year.

1974

JANUARY—Four Broncos, Floyd Little, Haven Moses, Riley Odoms and Paul Smith, are invited to play in the Pro Bowl. John Ralston is named AFC Coach of the Year for guiding Denver to its first winning season ever. Odoms is named All-Pro by NEA. **SEPTEMBER 10**—Denver voters pass a \$25 million bond issue to expand and improve Mile High Stadium to over 75,000 seats. The stadium was projected to be finished in time for the 1976 regular season. **SEPTEMBER 22**—The Broncos and the Pittsburgh Steelers play in the first regular season overtime game as a 35-35 score was present at the end of regulation play. Neither team scored in the sudden death period. **NOVEMBER 28**—Before a television audience estimated at 35 million, the Broncos riddle the Detroit Lions 31-27 on Denver's first Thanksgiving Day game in Detroit. **DECEMBER 8**—Denver assures itself of the team's second consecutive winning season and Otis Armstrong sets a single game rushing mark of 183 yards as the Broncos down Houston 37-14. **DECEMBER 15**—Otis Armstrong finishes the season with 1407 yards and the NFL rushing title becoming one of a half dozen players ever to average more than 100 yards per game in pro football.

1975

JANUARY—Otis Armstrong and Riley Odoms represent the Broncos in the annual Pro Bowl game in Miami, Fla. **FEBRUARY**—Expansion of Mile High Stadium begins, which will provide 63,500 capacity for the 1976 season and an ultimate capacity of 75,000 in 1977. **DECEMBER 14**—Floyd Little winds up his career as the seventh all-time rusher in the NFL with 6,323 yards.

1976

JANUARY 26—Tight end Riley Odoms and linebacker Randy Gradishar are the Broncos representatives in the Pro Bowl in New Orleans. **MARCH 28**—Quarterback Charley Johnson announces his retirement from the National Football League after a 15-year career. Johnson led the club to its first two winning seasons in 1973 and 1974. **JUNE 27**—Lyle Alzado is one of three finalists for the man of the Year Award and Rick Upchurch is honored as the American Conference Offensive Rookie of the Year by the NFL Players Association. **SEPTEMBER 26**—Rick Upchurch ties an NFL record by returning two punts for touchdowns in a 44-13 win over the visiting Cleveland Browns. **OCTOBER 24**—Rick Upchurch ties an NFL record with his fourth punt return touchdown of the season in a 35-26 win over Kansas City. **NOVEMBER 7**—With two field goals and six extra points, Jim Turner becomes the fifth player in pro football history to surpass 1,200 points. **DECEMBER 12**—The Broncos stop Chicago, 28-14, for the ninth win of the season, highest total in Denver history. Otis Armstrong rushes for 116 yards to reach 1,008 for the season, his second 1,000-yard in his career. **DECEMBER 18**—Fred Gehrke, long-time Bronco administrator, is named general manager.

1977

JANUARY 17—Rick Upchurch and Otis Armstrong are the Bronco participants in the annual AFC-NFC Pro Bowl in Seattle. **JANUARY 31**—John Ralston resigns as Head Coach of the Denver Broncos. **FEBRUARY 1**—

HISTORICAL HIGHLIGHTS (Continued)

Robert (Red) Miller, a former Bronco assistant coach, is named as the team's eighth head coach. **JUNE 12**—Lyle Alzado is named winner of the National Football League Players Association's Byron (Whizzer) White Award as the group's Man of the Year. **OCTOBER 16**—Pushing their season record to 5-0, the Broncos use seven interceptions and a touchdown pass to kicker Jim Turner to trounce the defending world champion Oakland Raiders, 30-7. **NOVEMBER 27**—In a showdown of the two best records in the NFL, the Broncos get a 73-yard interception return for a touchdown by Tom Jackson to dump Baltimore, 27-13, and run their record to 10-1. **DECEMBER 4**—With a 24-14 win at Houston the Broncos clinch a playoff berth, first in the club's history. Later in the day, the Broncos clinch the AFC Western Division championship when the Raiders fall to the Los Angeles Rams. **DECEMBER 18**—The Broncos lose to Dallas in the regular season finale, 14-6, but post the best record in the history of the franchise, 12-2, tied with Dallas for the best in the NFL. **DECEMBER 24**—Before the largest crowd ever to watch a sporting event in the state of Colorado, 75,011, the Broncos stop the Pittsburgh Steelers in the first round of playoff action, 34-21.

1978

JANUARY 1—In a hard-fought game at Mile High Stadium, the Broncos dethrone the Raiders, 20-17, for the AFC championship and a trip to the Super Bowl in New Orleans. **JANUARY 15**—Broncos fall to the Cowboys, 27-10, in the Super Bowl. **JANUARY 23**—Lyle Alzado, Randy Gradishar, Tom Jackson, Billy Thompson and Louis Wright represent the Broncos in the Pro Bowl, the largest Denver contingent in history. **MARCH**—Only 143 season tickets are not renewed, a new all-time low. **DECEMBER 3**—Broncos win by 21-6 score at Oakland, holding the Raiders without a touchdown for the second time in the season, and moving within one game of AFC West crown. **DECEMBER 10**—Denver downs Kansas City, 24-3, winning second straight division championship, as QB Craig Morton goes 19-for-22 with 16 straight completions, both second best all-time NFL marks. **DECEMBER 30**—Denver loses in the playoffs to eventual Super Bowl champion Pittsburgh Steelers, 33-10.

1979

JANUARY 29—Broncos are represented by an all-time high of seven players in the NFL Pro Bowl, including Lyle Alzado, Randy Gradishar, Tom Jackson, Riley Odoms, Bill Thompson, Rick Upchurch, and Louis Wright. **MARCH**—Only 161 season tickets are not renewed, virtually assuring the Broncos of their tenth straight sellout season. **OCTOBER 7**—Denver shuts out San Diego, 7-0, marking first time ever for Broncos to record two shutouts in one season. Denver had opened the campaign with 10-0 win over Cincinnati. **NOVEMBER 11**—Rick Upchurch becomes the all-time pro football record holder in career punt return yardage. He set the record vs. New England, surpassing the late Emlen Tunnell's total of 2,209 yards. **DECEMBER 17**—Denver clinches a playoff berth for the third straight year. **DECEMBER 23**—Denver loses in wild card playoff game at Houston, 13-7.

1980

JANUARY 27—The Broncos are represented in the Pro Bowl game by Randy Gradishar, Tom Jackson, Rick Upchurch, and Louis Wright. **MARCH**—Only 146 season tickets are not renewed for 1980, virtually assuring the club of its 11th consecutive sellout campaign. **OCTOBER 5**—Randy Gradishar returns interception 93 yards for a touchdown vs. Cleveland, the longest such return in team history and the NFL's longest for 1980 season. **OCTOBER 13**—Fred Steinfort kicks 57-yard field goal, tying record for third-longest kick in NFL history.

1981

JANUARY—Fred Steinfort is named by Pro Football Weekly as that publication's Golden Toe Award winner for the 1980 season, having tied for the league lead with 26 field goals. **FEBRUARY 25**—Edgar F. Kaiser, Jr. is introduced as the new owner of the Denver Broncos, having purchased the club from principal owners Gerald H. Phipps and Allan R. Phipps. **MARCH 10**—Grady Alderman is named new General Manager and Dan Reeves is named as the new Head Coach. **MARCH**—The Broncos are sold out for their 12th consecutive season. **SEPTEMBER**—Craig Morton throws four touchdown passes in each of two consecutive games, vs. Baltimore and San Diego, a first in franchise history. Wide receiver Steve Watson ties a team record with three touchdown receptions against the Colts on September 20. **NOVEMBER 22**—Watson catches a touchdown pass at Cincinnati to set a new team record with 13 TD catches in one season. **DECEMBER 20**—Watson gains 82 yards on receptions at Chicago, establishing a new Bronco

HISTORICAL HIGHLIGHTS (Continued)

single season mark with 1,244 reception yards. Individually, Morton set single season records for yards gained (3,213), yards passing (3,195), and average gain per play (8.37), while Watson led the AFC in reception yardage and in touchdown receptions (13).

1982

JANUARY 31—The Broncos are represented in the Pro Bowl game by Randy Gradishar, Bob Swenson, Bill Thompson, and Steve Watson. **MARCH**—Only 49 season ticket accounts have not been renewed for 1982, virtually assuring the Broncos of their 13th consecutive sellout season in Mile High Stadium. **SEPTEMBER 21**—The NFL Players Association begins the first regular season strike in NFL history, resulting in the cancellation of games for eight consecutive weeks. **DECEMBER 3**—Hein Poulus is named Vice President and General Manager of the Broncos. **DECEMBER 19**—Rick Upchurch returns a punt 78 yards for a touchdown against Kansas City to tie the all-time pro football record of eight career touchdowns on punt returns.

1983

JANUARY 3—Final NFL statistics show Rick Upchurch as the NFL's punt return leader with a 16.1 average and Luke Prestridge as the league's leading punter with a 45.0 mark. **FEBRUARY 6**—The Broncos are represented in the Pro Bowl game by Randy Gradishar, Luke Prestridge, and Rick Upchurch. **MARCH 15**—Only 89 season ticket accounts have not been renewed for 1983, virtually assuring the Broncos of their 14th consecutive sellout season in Mile High Stadium. **MAY 2**—In the biggest trade in franchise history, Denver acquires quarterback John Elway, the first player taken in the NFL draft, and signs him to a five-year contract. **DECEMBER 11**—Elway throws three fourthquarter touchdown passes to erase a 19-0 deficit and lead the Broncos to a 21-19 playoff-clinching win over Baltimore. This marks the fourth Bronco appearance in playoff competition. **DECEMBER 24**—Denver loses the wild card game at Seattle. 31-7.

1984

JANUARY 29—Randy Gradishar makes his seventh Pro Bowl appearance. Louis Wright also was named to the AFC Pro Bowl team, but was unable to play because of a fractured finger. **MARCH**—Only 146 season ticket accounts have not been renewed for 1984, virtually assuring the Broncos of their 15th consecutive sellout season in Mile High Stadium. **MARCH 23**—Pat Bowlen is introduced as the new owner of the Denver Broncos, assuming the title of President and Chief Executive Officer. **NOVEMBER 18**—The Broncos beat Minnesota 42-21 for the club's 10th straight victory, a team record. John Elway tied a Denver record throwing five touchdown passes in the game. **DECEMBER 15**—Denver wins its 13th game of the season, the most in Bronco history, and captures the AFC West crown with a 31-14 win over Seattle. Sammy Winder finishes the season with 1,153 yards rushing, and Steve Watson gains 1,170 yards receiving — the first time Denver has had 1,000-yard performers in both categories in the same season. **DECEMBER 30**—Pittsburgh defeats Denver 24-17 in a divisional playoff game.

1985

JANUARY 27—Sammy Winder represents the Broncos in the NFL Pro Bowl. **FEBRUARY 18**—Owner Pat Bowlen names John Beake as General Manager and Dan Reeves as Vice President of the club. **MARCH**—Only 82 season ticket accounts have not been renewed for the 1985 season, virtually assuring the Broncos of their 16th consecutive sellout session in Mile High Stadium. **DECEMBER 20**—Denver beats Seattle 27-24 to close out the season at 11-5. The Broncos set season records with total yards (5,496) and total points (380). John Elway, who threw for 432 yards against Seattle, set Denver records in total offense (4,144 yards) and passing yards (3,891) for the season, and Karl Mecklenburg's 13 quarterback sacks also set a new Bronco standard.

1986

FEBRUARY 2—The Broncos are represented by four players in the Pro Bowl — Rulon Jones, Karl Mecklenburg, Dennis Smith, and Louis Wright. **FEBRUARY 26**—Owner Pat Bowlen holds groundbreaking ceremonies for 60 luxury Penthouse Suites to be built atop Mile High Stadium's fifth level. **MARCH**—Only 127 season ticket accounts have not been renewed for the 1986 season, virtually assuring the Broncos of their 17th consecutive sellout season in Mile High Stadium. **OCTOBER 12**—Broncos post a 31-14 win over San Diego to equal best start in team history with 6-0 record.

HISTORICAL HIGHLIGHTS (Continued)

DECEMBER 13—Denver, which had clinched AFC Western Division title by virtue of a Seattle win over Los Angeles the previous Monday night, clinched home field advantage for first playoff game by defeating Washington, 31-30. **DECEMBER 20**—Broncos conclude regular season play with second straight 11-5 record. Thirty-five individual and team records were set by the Broncos in 1986. DE Rulon Jones was named the AFC Defensive Player of the Year by UPI, and LB Karl Mecklenburg was named the AFC Player of the Year by the Football News.

1987

JANUARY 4—Broncos post a 22-17 playoff win over New England Patriots before 76,105, largest crowd ever to watch a Denver home game. **JANUARY 11**—Broncos post a thrilling, 23-20 overtime win over the Cleveland Browns to win the AFC championship and earn a trip to Super Bowl XXI. **JANUARY 18**—A crowd of over 63,000 attends a Mile High Stadium rally prior to team's departure for Pasadena. **JANUARY 25**—The Broncos lose to the New York Giants by a 39-20 score in Super Bowl XXI, a game watched by 101,063 at the Rose Bowl and played before a national television audience of 127,000,000. In addition, the game was televised live in 53 other nations. **JANUARY 26**—Over 100,000 fans welcome Broncos home in parade through downtown Denver. **FEBRUARY 1**—Six Broncos play in the Pro Bowl game, including Keith Bishop, John Elway, Rulon Jones, Karl Mecklenburg, Dennis Smith, and Sammy Winder. **MARCH**—Only 58 season ticket accounts have not been renewed for the 1987 season, virtually assuring the Broncos of their 18th consecutive sellout season in Mile High Stadium, longest sellout streak in the AFC and second longest in the NFL. **AUGUST 9**—The Broncos lose 28-27 to the Los Angeles Rams in American Bowl '87, a preseason game played in storied Wembley Stadium in London, England. **SEPTEMBER 22**—The NFL Players Association goes on strike, resulting in the cancellation of games for the weekend of Sept. 28. **OCTOBER 4**—Denver loses 40-10 to Houston in the first of three "replacement" games. **NOVEMBER 29**—Denver grabs a 31-17 win over San Diego in the 400th game for both franchises. The contest also marks Dan Reeves's 100th game as the Broncos' head coach. **DECEMBER 27**—The Broncos win their third AFC West title in four years after shutting out San Diego 24-0 in a blizzard. Denver finishes the season with a 10-4-1 record, the only team in the NFL to post eight 10-win seasons since 1977. QB John Elway is named NFL Most Valuable Player by AP.


1988

JANUARY 10—The Broncos advance to the AFC Championship Game with a 34-10 victory over Houston before 75,968 in Mile High Stadium. **JANUARY 17**—Denver becomes the first AFC team to win consecutive conference championships since Pittsburgh of 1978-79 by defeating Cleveland 38-33. The game garnered a 91 television share in the Denver area, believed to be an all-time national viewing high. **JANUARY 31**—The Broncos lose to Washington 42-10 in Super Bowl XXII in San Diego Jack Murphy Stadium. **FEBRUARY 6**—Three players represent Denver in the Pro Bowl Game, Keith Bishop, John Elway, and Karl Mecklenburg. **MARCH**—The Broncos are virtually assured of their 19th consecutive sellout campaign as just 91 season ticket accounts are not renewed for the 1988 campaign. **JUNE 3**—The Broncos acquire future Hall of Fame RB Tony Dorsett from the Dallas Cowboys in exchange for a future draft choice. The 1988 campaign will be Dorsett's 12th in pro football. **SEPTEMBER 26**—RB Tony Dorsett eclipses Jim Brown to become the second leading rusher in pro football history, trailing only Walter Payton. **DECEMBER 17**—The Broncos close out the season with a 21-10 win over New England and a disappointing 8-8 record, marking the end of Denver's two-year reign as AFC champions. QB John Elway concludes the season with 3,309 yards passing and 234 rushing to become the first player in football history to have four consecutive years with over 3,000 passing yards combined with over 200 rushing yards. Dorsett finishes the year second to Payton among football's all-time rushing leaders with 12,739 yards.

1989

JANUARY 29—P Mike Horan is the Broncos' lone representative in the AFC-NFC Pro Bowl Game. **APRIL**—The Broncos conclude season ticket renewals and waiting list additions for 1989, virtually assuring the team of its 20th consecutive sellout campaign at Mile High Stadium.

MISCELLANEOUS



G KEITH BISHOP, WHO WAS NAMED BY HIS TEAMMATES AS CO-WINNER OF THE BRONCOS' MOST INSPIRATIONAL PLAYER AWARD IN 1988. HE ALSO WON THE AWARD IN 1987.

DENVER BRONCOS YOUTH



RANDY GRADISHAR
President

President of the Denver Broncos Youth Foundation since 1984, Randy Gradishar has found his niche in addressing the needs of young people. His work with adolescents and with youth-serving organizations in Denver and throughout Colorado has earned him the reputation of activist in such issues.

Gradishar graduated from the Ohio State University in 1974 with a B.S. in Education. There he played football, including two Rose Bowl appearances, under Coach Woody Hayes. The first draft choice of the Denver Broncos in 1974, he never missed a game in his 10-year football career. Gradishar was voted NFL Defensive Player of the Year in 1978 and was selected to seven Pro Bowls.

Gradishar and his wife, Janet, have two daughters, Paige and Meredith, and a son, Mark.

* * * * *

THE DENVER BRONCOS YOUTH FOUNDATION

The Denver Broncos Youth Foundation (DBYF), a non-profit organization, was established in 1982 to meet the needs of young people from mental, physical, emotional and spiritual perspectives. The DBYF works to provide leadership and to foster cooperation rather than competition among existing youth-serving organizations. Its efforts are aimed at creating awareness in Colorado communities about youth needs, and at helping address those needs with available financial and human resources.

The DBYF is funded by a broad base of public support which includes individuals and corporations. The Foundation enlists the support and resources of media, school districts, state and local governments, service clubs, churches, and other youth organizations to address issues which impact primarily junior high and high school age kids. The DBYF also has a special concern for urban and disadvantaged youth.

Since its inception, many of the Foundation's efforts have been directed toward drug, alcohol and suicide prevention, a journalism seminar for high school students, recreation programs for the handicapped, summer camp scholarships for inner-city youth and adult resource meetings in Colorado's smaller communities.

The Youth Foundation is separate from the football club, but Denver Broncos' owner Pat Bowlen and Head Coach Dan Reeves are DBYF board members.



NATIONAL FOOTBALL LEAGUE

NFL PUBLIC RELATIONS DIRECTORS AMERICAN FOOTBALL CONFERENCE

Buffalo—Scott Berchtold	(716) 648-1800
Cincinnati—Al Heim	(513) 621-3550
Cleveland—Kevin Byrne	(216) 696-5555
Houston—Chip Namias	(713) 797-9111
Indianapolis—Craig Kelley	(317) 252-2658
Kansas City—Bob Moore	(816) 924-9300
Los Angeles Raiders—Dave Houghton	(213) 322-3451
Miami—Harvey Greene	(305) 576-1000
New England—Jim Greenidge	(617) 543-7911
New York Jets—Frank Ramos	(212) 421-6600
Pittsburgh—Dan Edwards	(412) 323-1200
San Diego—Rick Smith	(714) 280-2111
Seattle—Gary Wright	(206) 827-9777



NATIONAL FOOTBALL CONFERENCE

Atlanta—Charlie Taylor	(404) 688-8684
Chicago—Bryan Harlan	(312) 663-5100
Dallas—Greg Aiello	(214) 369-8000
Detroit—Bill Keenist	(313) 335-4131
Green Bay—Lee Rempel	(414) 494-2351
Los Angeles Rams—John Oswald	(714) 535-7267
Minnesota—Merrill Swanson	(612) 828-6500
New Orleans—Rusty Kasmiersky	(504) 525-0792
New York Giants—Ed Croke	(201) 935-8111
Philadelphia—Ron Howard	(215) 463-2500
Phoenix—Paul Jensen	(314) 421-0777
San Francisco—Jerry Walker	(415) 365-3420
Tampa Bay—Rick Odioso	(813) 870-2700
Washington—Charlie Dayton	(703) 471-9100

CHAMPIONSHIP PLAY

AFL-AFC TITLE GAMES

1988 Cincinnati 21, Buffalo 10	1974 Pittsburgh 24, Oakland 13
1987 Denver 38, Cleveland 33	1973 Miami 27, Oakland 10
1986 Denver 23, Cleveland 20 (OT)	1972 Miami 21, Pittsburgh 17
1985 New England 31, Miami 14	1971 Miami 21, Baltimore 0
1984 Miami 45, Pittsburgh 28	1970 Baltimore 27, Oakland 17
1983 Los Angeles Raiders 30, Seattle 14	1969 Kansas City 17, Oakland 7
1982 Miami 14, New York Jets 0	1968 New York Jets 27, Oakland 23
1981 Cincinnati 27, San Diego 7	1967 Oakland 40, Houston 7
1980 Oakland 34, San Diego 27	1966 Kansas City 31, Buffalo 7
1979 Pittsburgh 27, Houston 13	1965 Buffalo 23, San Diego 0
1978 Pittsburgh 34, Houston 5	1964 Buffalo 20, San Diego 7
1977 Denver 20, Oakland 17	1963 San Diego 51, Boston 10
1976 Oakland 24, Pittsburgh 7	1962 Dallas 20, Houston 17 (OT)
1975 Pittsburgh 16, Oakland 10	1961 Houston 10, San Diego 3
	1960 Houston 24, Los Angeles 16

NFL-NFC TITLE GAMES

1988 San Francisco 28, Chicago 3
1987 Washington, 17, Minnesota 10
1986 New York Giants 17, Washington 0
1985 Chicago 24, Los Angeles Rams 0
1984 San Francisco 23, Chicago 0
1983 Washington 24, San Francisco 17
1982 Washington 34, Dallas 17
1981 San Francisco 28, Dallas 27
1980 Philadelphia 20, Dallas 7
1979 Los Angeles 9, Tampa Bay 0
1978 Dallas 28, Los Angeles 0
1977 Dallas 23, Minnesota 6
1976 Minnesota 24, Los Angeles 13
1975 Dallas 37, Los Angeles 7
1974 Minnesota 14, Los Angeles 10
1973 Minnesota 27, Dallas 10
1972 Washington 26, Dallas 3
1971 Dallas 14, San Francisco 3
1970 Dallas 17, San Francisco 10
1969 Minnesota 27, Cleveland 7
1968 Baltimore 34, Cleveland 0
1967 Green Bay 21, Dallas 17
1966 Green Bay 34, Dallas 27
1965 Green Bay 23, Cleveland 12
1964 Cleveland 27, Baltimore 0
1963 Chicago 14, New York Giants 10
1962 Green Bay 16, New York Giants 7
1961 Green Bay 37, New York Giants 0
1960 Philadelphia 17, Green Bay 13
1959 Baltimore 31, New York Giants 16
1958 Baltimore 23, New York Giants 17 (OT)
1957 Detroit 59, Cleveland 14
1956 New York Giants 47, Chicago 7
1955 Cleveland 38, Los Angeles 14
1954 Cleveland 56, Detroit 10
1953 Detroit 17, Cleveland 16
1952 Detroit 17, Cleveland 7
1951 Los Angeles 24, Cleveland 17
1950 Cleveland 30, Los Angeles 28
1949 Philadelphia 14, Los Angeles 0
1948 Philadelphia 7, Chicago Cardinals 0
1947 Chicago Cardinals 28, Philadelphia 21
1946 Chicago Bears 24, New York Giants 14
1945 Cleveland Rams 15, Washington 14
1944 Green Bay 14, New York Giants 7
1943 Chicago Bears 41, Washington 21
1942 Washington 14, Chicago Bears 6
1941 Chicago Bears 37, New York Giants 9
1940 Chicago Bears 73, Washington 0
1939 Green Bay 27, New York Giants 0
1938 New York Giants 23, Green Bay 17
1937 Washington 28, Chicago Bears 21
1936 Green Bay 21, Boston Redskins 6
1935 Detroit Lions 26, New York Giants 7
1934 New York Giants 30, Chicago Bears 13
1933 Chicago Bears 23, New York Giants 21

SUPER BOWL RESULTS

1988	San Francisco 20, Cincinnati 16 at Miami
1987	Washington 42, Denver 10 at San Diego
1986	New York Giants 39, Denver 20 at Pasadena
1985	Chicago 46, New England 10 at New Orleans
1984	San Francisco 38, Miami 16 at Palo Alto
1983	Los Angeles Raiders 38, Washington 9 at Tampa
1982	Washington 27, Miami 17 at Pasadena
1981	San Francisco 26, Cincinnati 21 at Detroit
1980	Oakland 27, Philadelphia 10 at New Orleans
1979	Pittsburgh 31, Los Angeles 19 at Pasadena
1978	Pittsburgh 35, Dallas 31 at Miami
1977	Dallas 27, Denver 10 at New Orleans
1976	Oakland 32, Minnesota 14 at Los Angeles
1975	Pittsburgh 21, Dallas 17 at Miami
1974	Pittsburgh 16, Minnesota 6 at New Orleans
1973	Miami 24, Minnesota 7 at Houston
1972	Miami 14, Washington 7 at Los Angeles
1971	Dallas 24, Miami 3 at New Orleans
1970	Baltimore 16, Dallas 13 at Miami
1969	Kansas City 23, Minnesota 7 at New Orleans
1968	New York Jets 16, Baltimore 7 at Miami
1967	Green Bay 33, Oakland 14 at Miami
1966	Green Bay 35, Kansas City 10 at Los Angeles

RING OF FAME

The Denver Broncos' Ring of Fame was inaugurated in 1984 to honor former players and administrators who played significant roles in Bronco history.

Quarterback Craig Morton (1977-82), wide receiver Haven Moses (1972-81), and kicker Jim Turner (1971-79) were inducted in 1988.

Former defensive back Billy Thompson (1969-81) was honored in 1987 and three players joined the elite group in 1986, quarterbacks Frank Tripucka (1960-63) and Charley Johnson (1972-75), and defensive end Paul Smith (1968-78).

In 1985, former owner Gerald H. Phipps became the first non-player to have his name placed on the Ring.

Four former players were the original Ring of Fame inductees, running back Floyd Little (1967-75), defensive end Rich Jackson (1967-72), wide receiver Lionel Taylor (1960-66), and safety Austin "Goose" Gonsoulin (1960-66).

The Ring of Fame is on the facade of Mile High Stadium's east stands, just below the third level.

DENVER BRONCOS 1989 PRE-GAME AND HALFTIME ENTERTAINMENT SCHEDULE

DATE	GAME	GUEST GUEST PERFORMERS	KICKOFF TIME
August 12	Los Angeles Rams	KOA & KCNC (Worlds of Difference)	7:00 P.M.
August 26	Dallas Cowboys	Blue Knights Drum and Bugle Corps	7:00 P.M.
September 10	Kansas City Chiefs	University of Colorado Band	2:00 P.M.
September 24	Los Angeles Raiders	University of Wyoming Band	2:00 P.M.
October 8	San Diego Chargers	University of Missouri Band	2:00 P.M.
October 15	Indianapolis Colts	Ring of Fame (No Band)	2:00 P.M.
October 29	Philadelphia Eagles	U S A F A Cadet Drum and Bugle Corps	2:00 P.M.
November 5	Pittsburgh Steelers	Colorado State University Band	2:00 P.M.
November 26	Seattle Seahawks	University of Northern Colorado Band	2:00 P.M.
December 10	New York Giants	U. S. Marine Corps Band or Corps	2:00 P.M.

MILE HIGH STADIUM

Mile High Stadium, home of the Denver Broncos, has been filled for every regular season game since and including the 1970 season, with the exception of two replacement games played during the 1987 player's strike (both games were sold out before the strike). The Broncos have sold out 139 consecutive non-strike regular season games, and with postseason contests the total reaches 145 over the 19-year period.

Expansion of the stadium, begun in 1975, was completed for the 1977 season to give the Broncos the seventh largest home facility in the league.

Denver voters passed a \$25 million bond issue in 1974 to expand and improve the stadium from its capacity of 51,706 to 75,100. The stadium held 63,532 for the 1976 season, halfway through the project.

Bringing the stadium capacity to its present 76,273 in 1986 was the construction of the Penthouse Suites atop the west stands. There are 60 luxury suites which seat 14, 16, or 24 fans each, accessed by private elevators and fully serviced for every Bronco home game.

Making Mile High Stadium unique, however, is its movable east stands. The east stands move in a single section which, when fully extended, is in a horseshoe configuration for football. When the section is retracted, the stadium is in position for baseball.

The dynamics involved in the move are fascinating. First, bear in mind that the east stands section is a three-tiered structure, 535 feet long, 135 feet tall and 200 feet deep, weighing nearly nine million pounds. Second, the stands must be moved a distance of 145 feet.

How is it done? The answer, says DMJM-Phillips-Reister, the engineering-architectural firm in charge of the project, is water.

More than 90,000 square feet of runways serve as the operating surfaces over which the stands will move. Water is pumped onto the runways and form a .003 inch sheet upon which the stands rest. Hydraulic rams then push the stands forward at the rate of three feet per minute, making the move last somewhere around two hours.

Originally called Bears Stadium, the facility was built in 1948 for the Denver Bears of baseball's old Western League, with long-range plans to utilize it for football as well. When Denver became a charter member of the American Football League in 1959, the south stands (8,100 seats) and portable east stands (9,616 seats) were added to give a capacity of 34,657 for football.

After Denver voters turned down a stadium bond issue to build an all-purpose metropolitan stadium in 1967, a non-profit group began a fund-raising drive with the goal of purchasing the stadium for the city.

In February of 1968, the group bought the stadium from Rocky Mountain Empire Sports for \$1.8 million and presented it to the city of Denver. A 16,000-seat upper deck was immediately constructed over the west stands, raising the capacity to over 50,000 for the 1968 season. In December of 1968, the stadium was re-named Denver Mile High Stadium.



BRONCOS RADIO NETWORK

For the 20th consecutive season, Denver's 50-thousand watt station KOA (850) will serve as the flagship station for the Denver Broncos game broadcast network.

Bob Martin, radio voice of the Broncos since 1964, will again be calling the play-by-play account of the games, with Larry Zimmer, who joined the broadcast team in 1971, again doing the color commentary.

Martin was named Colorado Sportscaster of the Year for the 19th consecutive year in 1987, and this marks his 25th year of Bronco broadcasts. Larry Zimmer was named Colorado Sportscaster of the Year for 1988.



Bob Martin



Larry Zimmer

KOA SPORTS NETWORK AFFILIATES 1989

ARIZONA

KCKY AM — Coolidge

COLORADO

KALQ FM — Alamosa
KKGZ AM — Brush
KDMN AM — Buena Vista
KVOR AM — Colorado Springs
KRAI AM — Craig
KRSJ FM — Durango
KYSL AM — Frisco/Breckenridge
KYSL FM — Frisco/Breckenridge
KLIJ AM — Ft. Collins
KMTS FM — Glenwood Springs
KRKY AM — Granby
KGRE AM — Greeley
KEKB FM — Grand Junction/Fruita
KVLE FM — Gunnison
KBZZ AM — La Junta
KLMR AM — Lamar
KUBC AM — Montrose
KCSJ AM — Pueblo
KVRH AM/FM — Salida
KCRT AM/FM — Trinidad
KVMF FM — Vail
KSPK AM — Walsenburg
KRDZ AM — Wray

KANSAS

KWKR FM — Garden City
KLOE AM — Goodland

MONTANA

KBLG AM — Billings
KMON AM — Great Falls
KGVO AM — Missoula

NEBRASKA

KCOW FM — Alliance
KIMB AM — Kimball
KRVN AM — Lexington
KOOQ AM — North Platte
KMCX FM — Ogallala
KNEB AM/FM — Scottsbluff

NEW MEXICO

KKOB AM — Albuquerque
KENN AM — Farmington
KRSN AM — Los Alamos
KRTN AM — Raton

SOUTH DAKOTA

KBFS AM — Belle Fourche
KCCR AM — Pierre
KOTA AM — Rapid City

UTAH

KUTA AM — Blanding
KSL AM — Salt Lake City

WYOMING

KTWO AM — Casper
KFBC AM — Cheyenne
KSGT AM — Jackson
KMER AM — Kemmerer
KOVE AM — Lander/Riverton
KLDI AM — Laramie
KRAL AM — Rawlins
KSIT FM — Rock Springs
KROE AM — Sheridan
KGOS AM — Torrington
KWOR AM — Worland

MEDIA INFORMATION

The Broncos' media guide was prepared to assist in coverage of Denver's 1989 NFL season. Should additional materials, information, or services be required, contact:

JIM SACCOMANO

Director of Media Relations

Denver Broncos, 5700 Logan Street, Denver, CO 80216

Telephones: Office — (303) 296-1982

Office (after 5 p.m.) — (303) 296-1263

Home: Jim Saccomano — (303) 288-1182

When making requests for working press credentials, please allow time for mailing. Press credentials are normally issued approximately 10 days before the game. Should transmission facilities be required, please arrange for same through local representatives.

As a general rule, the Denver Broncos do not issue any types of press credentials to weekly newspapers or magazines, unless they are of national circulation on specific assignment.

It is understood that all credentials will be used for the purpose for which they were issued, without exception. Violation of this policy will subject the bearer to ejection from Mile High Stadium.

WORKING PRESS: Admittance to the Broncos' press box is restricted to the WORKING PRESS ONLY. Credentials are marked with a row and seat number. Passes are non-transferable.

PHOTOGRAPHERS: Photographers are asked to take special note of the following conditions for use of press credentials, as set by the National Football League:

"This working credential is issued to an organization for the sole purpose of providing stadium access to an accredited individual who has a legitimate working function (media or game service) in connection with this game. It is non-transferable. Any unauthorized use of this credential subjects the bearer to ejection from the stadium and prosecution for criminal trespass.

Any secondary non-editorial use of any picture, film/tape or drawing of the game taken or made by the accredited organization or individual to whom this credential has been issued (including but not limited to use in advertising, sales promotion or merchandising) is prohibited without prior specific written approval of the National Football League. Additionally, television stations are prohibited from making available game film or tape to any other organization even though the planned use may be editorial in nature without advance written permission from the NFL or one of its member clubs. Such film or tape may be aired *only by the specific station or entity to whom this credential is issued*.

Television stations filming or taping NFL games recognize that any films or tapes may only be used in connection with a regularly scheduled television newscast *within a seven-day period* following the game and the film clip or taped portion of each such showing will not exceed *two (2) minutes* in length.

Additionally, television stations agree not to use more than *six (6) minutes* of filmed or taped "same-day" highlights from NFL games on any regularly scheduled news programs (i.e. no more than six minutes of highlights on Sunday night). This is the only exception to the two-minute limitation.

Television stations wishing to use NFL film or tape in any other manner must obtain written permission for such usage from the National Football League.

Acceptance of the credential constitutes agreement by the bearer and his organization to abide by the foregoing conditions. Thank you for your cooperation."

Sideline photo passes will be tightly controlled by the Public Relations Department and are generally limited to photographers shooting for a daily newspaper, wire service, or magazine of national circulation on specific assignment, or television station.

RADIO-TELEVISION: In making requests for broadcast credentials, please specify requirements for spotters and/or statisticians.

STADIUM ACCESS: To get to Mile High Stadium, which is located at 19th Avenue and Eliot Street, take Interstate 25 to the Mile High Stadium Exit (19th Avenue Exit). The Press Box is located on the West side of the stadium.

DRIVING INSTRUCTIONS TO MILE HIGH STADIUM FROM STAPLETON INTERNATIONAL AIRPORT: Exit airport on Quebec North and continue to Interstate 70. Take Interstate 70 West to Interstate 25 South, which will be a left lane exit. Continue West on Interstate 25 South until you come to Mile High Stadium Exit (19th Avenue Exit).

DRIVING INSTRUCTIONS TO STAPLETON INTERNATIONAL AIRPORT FROM MILE HIGH STADIUM: Take one of two routes depending on your parking lot location. You can take 20th Avenue East to Clay Street, turning left at Clay and proceeding to 23rd Avenue. Take a right at 23rd Avenue and continue to Interstate 25 entrances. Another route (Northbound) would be to take 17th Avenue East, which will continue beneath an overpass and will take you directly to Interstate 25 north. The alternate South bound route would be to take 17th Avenue East, turning left at Bryant Street and proceeding to the Interstate 25 South bound entrance, approximately two blocks.

TRANSMISSION FACILITIES: The Broncos provide five complimentary telephones in the visitors area of the working press box for use with VDT or telecopier equipment. Only collect, credit card or third party billing calls can be made from these telephones. Should you wish a private telephone installed at your seat, the Broncos will be pleased to assign you a seat location and provide you with a contact for you to make the appropriate arrangements with the local telephone company.

POST-GAME TRANSPORTATION: Please advise Broncos PR personnel as soon as possible should you require transportation following the game. The amount of time you must wait will obviously decline as time goes by following the conclusion of the game. All taxis will make pick-ups curbside at the Ticket Office, which is located at 19th Avenue and Eliot Street. Should you wish to make your own arrangements, the number of Yellow Cab Company is 777-7777.

Coors

The Adolph Coors Company of Golden, Colorado once again is sponsoring the Denver Broncos highlight video, which is available at no cost to groups of all sizes through the Broncos public relations department. The 1988 highlight video, titled **A Season in Review**, can be obtained by calling the public relations department of the Broncos at (303) 296-1982. The team address is 5700 Logan Street, Denver, CO 80216. Please give as much advance notice as possible in requesting the 1988 video, or other films available through the Bronco library. This marks the 14th consecutive year in which the Adolph Coors Company has sponsored the Bronco highlight video.

Instant Replay Approved for 1989

For the fourth consecutive season, NFL clubs have approved a limited system of Instant Replay on a one-year basis.

The system stays the same as in 1988. The Replay Official will be assigned a regular officiating crew and will attend crew meetings the day before each game.

The following table outlines the number of reversals and plays closely reviewed by Instant Replay in each of the previous three seasons.

	Games	Reversals	Plays Closely Reviewed
1986	224	38	374
1987	210	57	490
1988	224	53	537

In 1986, the system was approved by a 23-4-1 vote. In 1987, the vote was 21-7. In 1988, replay was cleared by a 23-5 margin. In 1989, the vote was 24-4.

The NFL has discussed Instant Replay in some degree or other since the early 1970s. The League experimented in 1976 and 1978 using two basic frameworks — an independent system using cameras, replay machines, and technicians separate from the network covering the games, and a "no-frills" approach using existing TV coverage.

In 1985, the NFL used the network feed of the nine nationally-televised pre-season games to experiment with the basic system which later was adopted for 1986, 1987, and 1988. A total of 28 plays (17 confirmed call, 4 inconclusive, 1 reversed, and 6 no replay shown) were closely examined in the 1985 experiment.

Q — What is the objective of this system?

A — The clubs feel that on certain plays the telecast viewed by the general public should be used to correct an indisputable error. The system will be used to reverse an on-field decision only when the Replay Official has **indisputable visual evidence** available to him that warrants the change.

Q — Who will be involved?

A — The Replay Official (a former NFL or collegiate official) will be positioned in a sideline Replay Booth, which will house two TV monitors and two high-speed VCRs plus radio communications to the on-field officials. The Replay Official makes the decision although a Communicator (normally a member of the League Office staff) and a Technician also will be there to lend logistical help.

Q — Why is the system referred to as "limited" Instant Replay?

A — This system will concentrate on plays of **possession or touching** (e.g. fumbles, receptions, interceptions, muffs) and most plays governed by the **side-lines, goal lines, end lines, and line of scrimmage** (e.g. receiver or runner in or out of bounds, forward or backward passes, breaking the plane of the goal line). It also will be used to determine whether there are more than 11 men on the field.

Q — Why aren't most fouls included in this system?

A — It is recognized that in most circumstances the on-field officials have the best vantage points involving fouls. It is for this reason that Instant Replay **will not review** a list of the following 26 fouls:

1. Clipping
2. Encroachment or offside
3. Grasp of facemask
4. False start
5. Defensive pass interference
6. Offensive pass interference
7. Offensive holding and illegal use of hands
8. Illegal batting or punching ball
9. Illegal block on free kick or scrimmage kick
10. Illegal crackback
11. Illegal motion
12. Illegal use of forearm or elbow
13. Illegal use of hands by defense
14. Illegally kicking ball
15. Illegally snapping ball
16. Intentional grounding
17. Member of punting team downfield early
18. Illegal formation
19. Palpably unfair act
20. Piling on
21. Roughing the passer
22. Running into/roughing kicker
23. Striking, kicking, or kneeling
24. Unnecessary roughness
25. Unsportsmanlike conduct
26. Use of helmet as a weapon

Q — Is the television network carrying the game part of the review process?

A — No. Although the Replay Official will be viewing the live network feed, there is no communication to television personnel as to which plays to show or not to show.

Q — What is the step-by-step procedure of a play review?

A — The Replay Official will view game action and a play will be replayed immediately on one of the two monitors, while the other one continues to record the live feed.

The Replay Official makes a determination if further study of the play is needed. If not, there is no contact with the field and play continues without interruption.

If the Replay Official believes an error may have been made the Umpire will be contacted via a headset.

The Replay Official will watch replay(s) on one or both monitors and complete his review within a reasonable period after the play is over.

The Replay Official will inform the Umpire of his decision, and the Referee will make the appropriate announcement on the wireless microphone.

1989 NFL Rules Changes

Instant Replay will return for the 1989 NFL season.

At the NFL annual meeting in March at Palm Desert, California, club owners, for the fourth consecutive year, voted to utilize a limited Instant Replay system as an officiating aid. The vote was 24-4.

Replay was first adopted in 1986. It is used if there is indisputable visual evidence on videotape of an obvious error by a field official on plays limited to possession and goal line and out-of-bounds decisions.

The Replay system in 1989 remains the same as the 1988 version when the Instant Replay official was assigned to work with the same seven-man, on-the-field crew throughout the regular season.

In other action, a joint proposal by the Long-Range Planning and Finance committees regarding player personnel also was adopted. The committees' recommendation for the first time sets offseason roster limits and the creation of a developmental squad. It also addressed roster cutdown dates and injured reserve. The teams agreed:

—Until May 31: No more than 90 players under contract.

—June 1: No more than 80 players under contract.

—Roster cutdown to 60 players after third preseason game (August 29).

—Roster cutdown to 47 players Monday (September 4) prior to regular-season opener.

—Regular-season game roster of 45 players plus two inactive.

—Developmental squad of six players maximum per club established after final cut to 47 and comprised of only rookies/first-year players who have passed through waivers.

—Players placed on injured reserve during the preseason may not return to same club that year; also may not practice.

—Players placed on injured reserve after the final cut may return after six games by free reactivation (each club has five) or procedural-recall waivers.

—Two practice options: Option 1: After four weeks on injured reserve, player can practice for two weeks, then club must waive or activate; Option 2: After six weeks on injured reserve, player can be activated, waived, or begin unlimited practice. If practicing, player must count against developmental squad total of six.

Also, the NFL clubs approved the following:

—Further clarified the roughing-the-passer rule by prohibiting a defender who has an unrestricted path to the quarterback from flagrantly hitting him in the area of the knees when approaching from any direction.

—Specified that fouls which occur in the last five minutes of the fourth quarter as well as the last two minutes of the first half will result in the clock starting on the snap.

—Called for strong disciplinary measures against feigned injuries.

—Any entering substitute who participates in a play must enter while the ball is dead and must move onto the field as far as the inside field numerals; in addition, the player or players replaced must have cleared the field on their own side (between end lines) prior to the snap or free kick.


—Established a new set of procedures, including loss of team timeouts or a five-yard penalty on the defense, to handle the problem of crowd noise which prevents the offense from hearing its signals.

—Further liberalized blocking rule to permit a blocker to initially contact on or outside the opponent's frame of the body so long as the blocker works to bring his hands back on or inside the frame after initial contact.

—Changed the simultaneous catch rule so that the offensive or defensive player who first controls and continues to maintain control of a pass will be awarded the ball even though his opponent later establishes joint control of the ball.

—Prohibited the offense, while in the process of substitution or simulated substitution, from rushing quickly to the line and snapping the ball with the obvious attempt to cause a defensive foul. In such an instance, the umpire shall hold the snap, giving the defense a reasonable time to complete its substitution or if a defensive foul results, the flag will be picked up and the down replayed.

Plan of the Playing Field



No. 68 KEVIN CRAIG BROOKS

Defensive End



Birthdate—February 9, 1963
Birthplace—Detroit, Mich.
Residence—Irving, Tex.
How Acquired—Trade, 1989
College—Michigan
High School—MacKenzie HS,
Detroit, Mich.
Height—6-6
Weight—293
Pro Year—5th
Year with Broncos—1st

Kevin Brooks joined the Broncos from Dallas in a July 10 trade. He will challenge at defensive end for the Broncos. Dallas coaches considered him one of their club's most improved players last year, which was his second as the Cowboy's starting left defensive tackle. Brooks had career-highs of 71 total tackles and five sacks last season. He had a season-high eight tackles, as well as two sacks, vs. Phoenix (9/12), again had eight tackles at Chicago (10/16), and the next week at Philadelphia had five tackles and two sacks. Later in the season Brooks tallied a sack and another eight tackles at Cleveland (12/4). He took over the starting left tackle job during training camp in 1987 and led all Dallas defensive linemen with 67 tackles that year, proving to be an excellent run-stopper. He also contributed four sacks in 1987. A knee injury and subsequent surgery stopped his bid for the starting lineup in 1986. The Cowboys' number one draft choice in 1986, Brooks has played all four line positions.

COLLEGE: Kevin spent his freshman year at Michigan as a 6-4, 215-pound outside linebacker, then matured physically and was switched to defensive tackle. He was a three-year starter and as a senior led the Wolverines in tackles for losses (13) and sacks (six).

PERSONAL: Kevin and his wife Sonja have made their home in Irving, Texas, prior to his joining the Broncos. A native of Detroit, Mich., Kevin was All-American, all-state, and team MVP his senior year at MacKenzie (Detroit) HS, where he was a member of the National Honor Society and received his school's scholar-athlete award. He earned his degree from Michigan in pre-law. Kevin has given considerable support to the Big Brothers program in Dallas and speaks on behalf of the Justice Department's "Just Say No" anti-drug program.

Professional Record

GAMES PLAYED: 1985 (11), 1986 (9), 1987 (13), 1988 (15).
GAMES STARTED: 1985 (0), (1986 (0), 1987 (12), 1988 (14).
ADDITIONAL STATISTICS: Recovered one fumble, 1987.
QUARTERBACK SACKS: 1985 (2), 1986 (2½), 1987 (4), 1988 (5).
Total — 13½.

GATORADE SALUTES



THE '89-'90 DENVER BRONCOS HERE'S TO A GREAT SEASON!

© 1988 S.V.C.

WHEN THE BLITZ IS ON,

GATORADE IS THIRST AID.

GATORADE THIRST QUENCHER FOR THAT DEEP DOWN BODY THIRST.



Gatorade is proud to be a part of
the Denver Broncos' winning tradition.
Best of luck for the '89-'90 season!

