

1990 MEDIA GUIDE



AFC CHAMPIONS
1977, 1986, 1987, 1989

WHAT QUENCHES THE ULTIMATE THIRST?



**GATORADE IS THIRST AID
FOR THAT DEEP DOWN BODY THIRST.**

ON THE COVER: The Paul D. Bowlen Memorial Broncos' Centre, which was occupied by the team on March 5, 1990. The cover was designed by Broncos Media Relations Director Jim Saccomano and all photography is by team photographer Eric Lars Bakke.



The Denver Broncos lost a beloved and valued member of their family on February 25 with the passing of KOA Radio's Bob Martin, who had been the Broncos' play-by-play voice for 25 years. He is missed by the entire organization, not only as a friend but as a co-worker and true professional.

See Page 2 for Index

Denver Broncos 1990 Media Guide

Index

Attendance Marks	181
Biographies:	
Management	6
Head Coach	8
Assistant Coaches	12
Scouting Staff	19
Veteran Players	33
Draft Choices	103
Denver Broncos Youth/Randy Gradishar	229
Depth Chart (Preseason)	119
Directory	4
Draft Selections, 1960-90	205
Game Summaries, 1989	130
Halftime	233
Historical Highlights	221
Honors (Individual)	150
Hotels on the Road	180
How the Broncos Were Built	122
Instant Replay	238
Last Time	144
Media Information	236
Monday Night Games	162
National Football League:	
1989 Standings	142
Personnel	230
Player Personnel Dates	100
NFC/AFC Championship History	231
Offense and Defense Year by Year	182
One Game Superlatives, 1989	123
Overtime Games	162
Paul D. Bowlen Memorial Broncos Centre	5
Playing Field Plan	239
Playoff History	163
Radio Network	235
Records:	
Individual	187
Top Performances	144
Team	196
Coaches	179
Individual vs. Broncos	202
Past Decade	161
Results:	
Regular Season, 1960-89	152
Preseason, 1960-89	156
1989 Season	114
Ring of Fame	232
Rosters:	
Veterans	33
All-Time Broncos	212
All-Time Coaches	179
Schedules:	
Broncos 1990	3
NFL Regular Season	28
Postseason and Preseason	32
Series Scores vs. Opponents	157
Stadium Information	234
Statistics:	
Individual	116
Team	115
1989 Game by Game	130
Leaders Year by Year	129
Ticket Sales, 1960-89	181
Trades	208

SCHEDULE - 1990

Regular Season

Sunday, September 9	at Los Angeles Raiders, 1:00 p.m.
Monday, September 17	KANSAS CITY, 7:00 p.m.
Sunday, September 23	SEATTLE, 2:00 p.m.
Sunday, September 30	at Buffalo, 1:00 p.m.
Monday, October 8	CLEVELAND, 7:00 p.m.
Sunday, October 14	PITTSBURGH, 2:00 p.m.
Sunday, October 21	at Indianapolis, 12:00 p.m.
Sunday, October 28	AFC WEST BYE
Sunday, November 4	at Minnesota, 7:00 p.m.
Sunday, November 11	at San Diego, 1:00 p.m.
Sunday, November 18	CHICAGO, 2:00 P.M.
Thursday, November 22	at Detroit, 12:30 p.m.
(Thanksgiving Day)	
Sunday, December 2	LOS ANGELES RAIDERS, 2:00 p.m.
Sunday, December 9	at Kansas City, 3:00 p.m.
Saturday, December 16	SAN DIEGO, 2:00 p.m.
Sunday, December 23	at Seattle, 5:00 p.m.
Sunday, December 30	GREEN BAY, 2:00 p.m.

All Times Local at Game Site
Home Games (Mile High Stadium) Capitalized

Preseason

Sunday, August 5	vs. Seattle in American Bowl '90, 10:00 at Tokyo, Japan (Sat. p.m. in U.S.)
Saturday, August 11	at Indianapolis, 7:30 p.m.
Monday, August 20	SAN FRANCISCO, 6:00 p.m.
Saturday, August 25	at Miami, 8:00 p.m.
Friday, August 31	PHOENIX, 7:00 p.m.

The Denver Broncos

Executive Offices

13655 East Dove Valley Parkway
Englewood, Colorado 80112
Telephone: (303) 649-9000
FAX: (303) 649-9335

Ticket Office

Denver Mile High Stadium
1900 Elliot Street
Denver, Colorado 80204
Telephone: (303) 433-7466

Training Camp

Lawrenson Hall
University of Northern Colorado
Greeley, Colorado 80639

BRONCOS DIRECTORY

MANAGEMENT

President and Chief Executive Officer Pat Bowlen
Board of Directors Pat Bowlen (Chairman)
Bill Bowlen, John Bowlen, Bill Britton,
Jeff Harman, Fred Hemmings, John Jagger

COACHING STAFF

Vice President/Head Coach Dan Reeves
Special Assistant Marvin Bass
Defensive Assistant Barney Chavous
Running Backs Mo Forte
Offensive Coordinator/Wide Receivers Chan Gailey
Offensive Line George Henshaw
Defensive Line Earl Leggett
Tight Ends/
Assistant Offensive Line Pete Mangurian
Strength/Conditioning Al Miller
Linebackers Mike Nolan
Defensive Coordinator Wade Phillips
Special Teams Harold Richardson
Quarterbacks Mike Shanahan
Defensive Backs Charlie Waters

ADMINISTRATIVE STAFF

General Manager John Beake
Treasurer and Chief Financial Officer Robert M. Hurley
Director of Administration Sandy Waters
Director of Media Relations Jim Saccomaño
Ticket Manager Gail Stuckey
Director of Player and Community
Relations Charlie Lee
Controller Alex Rohr
Director of Operations Bill Harpole
Director of Information Systems Gary Kalika
Operator/Programmer - Information Systems Dave Daubers

SCOUTING STAFF

Director of Football Operations Lide Huggins
Director of Player Personnel Reed Johnson
Personnel/Computer Quality Control Jerry Frei
College Scouts Ken Blair, Hugh Davidson, Scott DiStefano,
Cornell Green, Ronnie Hill,
Roger Jackson, Bobby Marks
Player Personnel Secretary Jenny Anne Davis
Pro Personnel Secretary Melanie Ness

SUPPORT STAFF

Director of Video Operations Rusty Nail
Video Operations Assistant Dusty Alves
Equipment Manager Dan Bill
Equipment Department Assistant Frank Trujillo
Administrative Assistant Joe DeCamillis
Publications Coordinator Barry Hawkins
Groundskeeper Ross Kurcab
Assistant Groundskeeper Ted Proulx
Superintendent of Facilities Ronnie Bill

MEDICAL STAFF

Head Athletic Trainer Steve Antonopoulos
Assistant Trainer Jim Gillen
Team Physicians Dr. James P. McElhinney,
Dr. Roger Greenberg

OFFICE STAFF

Executive Assistant to the President Yolanda Saltus
Secretary to Vice President/Head Coach Azantha Andrie
Secretary to General Manager Kristi Nichols
Assistant Coaches Secretary/Video Department Dixie Greer
Ticket Assistants Bertie Mark, Cathy Carelli
Beth Herhold
Accountant Beverly J. Havens
Accounting Assistant-A/P Alice Goich-Wooten
Public Relations Secretary Pamela Moss
Secretary to Director of Administration Pam Hynes
Secretary to the Treasurer and Chief Financial Officer Sherry Zoltay
Pool Secretary Jodie Bach
Receptionist Karen Cleveland

THE PAUL D. BOWLEN MEMORIAL BRONCOS CENTRE

On March 5, 1990 the Denver Broncos moved into the Paul D. Bowlen Memorial Broncos Centre, the new, state-of-the-art headquarters for the National Football League team. The complex is named for the Bronco owner's late father and is the culmination of Pat Bowlen's desire to maximize a positive working environment for his team, which was the only American Football Conference club to appear in the three Super Bowls during the 1980's.

The training facility is situated on 13.5 acres in the rapidly-expanding Dove Valley Business Park in south Arapahoe County, and it includes an administrative building, two full-size practice fields, and a smaller workout field.

The Bowlen Broncos Centre is a two-story building totaling 59,000 square feet, well over twice the size of the team's previous facility. The ground floor houses the main entry, visitors area and trophy display area, and media room, in addition to the player-related facilities, which encompass the locker room, meeting rooms, training area, weight room, equipment room, and video department.

It is on the second level, which is accessible through two stairways adjacent to the lobby area, that most of the administrative offices are located. These include the offices for Pat Bowlen, Dan Reeves, and John Beake, as well as those of all assistant coaches and football operations personnel. The second floor is divided into one wing for administrative offices and another for coaches and meeting rooms. The Broncos' extensive computer operation also is located on the second floor.

There is also over twice the practice space now available for use by the defending American Football Conference champions, as both practice fields are 100 yards and one of them has a unique design system which includes underground wiring that prevents the turf from freezing and thus allows the Broncos to practice year round on unfrozen natural grass. The complex also includes a smaller, 50-yard workout field and the Broncos' indoor "bubble," which houses a 70-yard artificial turf field.

The expansive weight room and training room are among the largest in the entire league, and the Bowlen Centre also includes a separate building which houses two racquetball courts for training and leisure use by players and staff members.



PRESIDENT AND CHIEF EXECUTIVE OFFICER

PAT BOWLEN President and Chief Executive Officer

During the six years of Pat Bowlen's career as owner of the Denver Broncos, he has fueled the organizational drive that led his club to American Football Conference championships in 1986, 1987, and 1989, making his team the only AFC franchise to make three Super Bowl appearances in the 1980's. Bowlen's Broncos have represented the AFC in Super Bowls XXI (Pasadena), XXII (San Diego), and XXIV (New Orleans). In addition, Denver is one of just five teams not to have had a losing season during the past six campaigns.

However, no one has set higher standards for the Broncos than Pat Bowlen himself, whose simple desire is to have his franchise annually regarded among the finest in pro football. Thus, the goal of Denver's energetic and dynamic chief executive is firmly set on capturing the world championship that thus far has eluded the Broncos.

The Broncos will pursue that goal from new headquarters in 1990, as on March 5 the franchise moved into the recently-completed Paul D. Bowlen Memorial Broncos Centre, a 59,000-square foot state-of-the-art office and training complex in Arapahoe County. This move accomplished one of Bowlen's significant goals, that being to upgrade the Broncos' working facility and in so doing solidify the foundation for continued success.

Bowlen's six years of ownership have resulted in the best regular season overall record (64-30-1) and best home record (39-9) in the AFC. Bowlen's club is the only AFC franchise to have won 10 or more games five times in the last six years, and he finished second in The Sporting News 1987 Executive of the Year balloting.

A member of the National Football League owners' Finance and Broadcasting Committees, he presides over a franchise that has won four division crowns and, with the exception of an 8-8 campaign in 1987, has had regular season win totals of 13, 11, 11, 10, and 11. In fact, five of the six finest campaigns in team history have come during the Bowlen regime.

Pat Bowlen was introduced as the majority owner of the Denver Broncos on March 23, 1984, and that announcement triggered a new era in franchise history, one which has coupled success on the playing field with enthusiasm for an even brighter future.

He immediately put his own mark on the Broncos, establishing a solid administration and creating a positive atmosphere that was a major factor in the team's success both on and off the field.

The team responded with a 13-3 record and the American Football Conference Western Division championship in 1984, following that up with an 11-5 record that just barely kept the Broncos out of the playoffs in 1985.

Meanwhile, Bowlen has seen the Broncos' consecutive home game sellout streak stretch to 155 straight regular and postseason non-strike games through the end of the 1989 campaign, as Denver led the entire National Football League in actual in-stadium attendance over that five-year period. The Broncos have drawn 3,598,937 to Mile High Stadium from 1984-89, tops in the NFL.

Having established a solid foundation, Bowlen took a dramatic step toward the future during 1986 with the construction of 60 luxury Penthouse Suites atop the west side of Mile High Stadium.



Bowlen, 46, and the Bowlen family acquired 100% ownership of the Broncos in July of 1985. He is active in day to day operations of the football club.

Born in Prairie du Chien, Wis., he attended high school there and went on to the University of Oklahoma, where he earned degrees in both business (1965) and law (1968).

Bowlen has served as the Honorary Chairman of the Colorado Relay Classic to benefit St. Joseph's Hospital (1985-90), the Colorado Special Olympics (1986-90), and last year's Centennial Scholarship rally at the University of Northern Colorado in Greeley. He was Co-Chairman of the Rose Medical Center Critical Care Campaign from 1986-89.

In addition, Bowlen was elected to the University of Denver Board of Trustees in 1987, and is active on several committees including Trustee Affairs, Institutional Advancement, and Buildings and Grounds, as well as the Institutional Advancement/University Relations subcommittee.

Bowlen has real estate and natural resource holdings in Alberta, as well as real estate holdings in Colorado, Arizona, and California.

Bowlen also is Chairman of the Board and Director of Hambleton Estates Limited, Regent Drilling Limited, and Northern Development Company Limited of Edmonton.

An outstanding athlete in his own right, he has competed in the Ironman Triathlon—an event in which one must swim 2.4 miles, ride 112 miles on a bicycle, and run 26.2 miles, all consecutively—as well as in other triathlon races and several marathons.

Bowlen is a member of several clubs and societies, including the Young President's Organization, the Canadian and Edmonton Bar Associations, and the Law Society of Alberta.

In addition to his Denver home, he also maintains a residence in Honolulu, Hawaii.



DAN REEVES **Vice President / Head Coach**

Whether judged by single season records or by his overall impact on the franchise since coming to Denver in 1981, Vice President/Head Coach Dan Reeves stands in very exclusive company as one of the premier coaches in the National Football League. He now has played or coached in eight Super Bowls, including Super Bowl XXIV in New Orleans following the 1989 season.

Reeves is in his 10th season as the Broncos' head coach and last year was named the AFC Coach of the Year (UPI, Kansas City 101 Club, Football News) for a campaign in which he led the Broncos to the Super Bowl for the third time in four years. Reeves is the first AFC coach to accomplish this feat since Miami's Don Shula led the Dolphins to consecutive Super Bowls in 1971-72-73.

The third youngest head coach in the NFL, he has an 85-50-1 (.629) regular season record, tied for fourth best in the NFL, and including playoff competition has won 91 games in his nine campaigns 91-54-1 (.627). Only four active coaches have won more games than Reeves (Shula, Chuck Noll of Pittsburgh, Chuck Knox of Seattle, and Joe Gibbs of Washington).

Reeves has been in Denver longer than 25 of the other NFL mentors have been in their present cities. His 54-15 (.783) regular season home record from 1981-89 is the best in the entire NFL in that time. With last year's AFC West crown and conference championship, he has guided the Broncos to five playoff appearances, four division titles and three conference crowns (the previous AFC titles came in 1986 and 1987). He was the only AFC coach in the decade of the 1980s to lead his team to consecutive Super Bowl appearances (XXI in Pasadena and XXII in San Diego). Reeves has led the Broncos to six 10-win seasons.

Denver last year had the best record in the AFC for the second time in the past three years.

Reeves is an intense competitor who has infused the Broncos with his own strength of character, an overwhelming factor on the 1986, 1987, and 1989 championship teams.

In 1987 Reeves led an injury-ridden team to a 10-4-1 record, best in the AFC, and its second straight AFC Western Division title. The Broncos then posted playoff wins over Houston and Cleveland before meeting Washington in Super Bowl XXII.

Reeves' teams have been in postseason play in five of the last seven years, and two of his teams have missed the playoffs despite 10 wins or more (his 1981 club was 10-6, and his 1985 team was 11-5, both eliminated by the tiebreaking procedure).

Despite playing a shortened 15-game schedule in 1987, the Broncos set numerous single season team records, including most touchdowns scored (45, tying the 1985 and 1986 marks), and most yards of total offense (5,624). In addition, the Super Bowl-bound Broncos set new marks for most games scoring 20 or more points (12) and most consecutive games scoring 20 or more (seven, tied with three other years), as well as most games scoring 30 or more (six, tied with 1985 and 1986).

His 1986 Super Bowl team had the unique distinction of possessing a high-powered passing game while setting a new franchise record for lowest interception avoidance percentage (.029).

In the last six years Reeves has led the Broncos to five of the six best records in franchise history. Under Reeves the Broncos have



had winning streaks of 10 games once, eight once, and four eight times. His 13-3 mark in 1984 gave Denver its highest victory total ever and garnered numerous Coach of the Year honors for the club's highly respected coach (Kansas City 101 Club, Pro Football Weekly, Sports Illustrated, Football News, College and Pro Football Newsweekly).

He also finished second in the UPI AFC Coach of the Year balloting in 1983, a season in which he paced the Broncos to a 9-7 mark and a wild card playoff berth.

Reeves was the youngest coach in the NFL when he assumed command of the club in 1981, guiding Denver to a 10-6 record and barely missing a playoff berth in that inaugural campaign.

Reeves had been a member of the Dallas coaching staff since 1970, when he undertook the difficult dual role of player-coach for two seasons. He was a fulltime offensive backfield coach in 1972, but spent 1973 in private business before rejoining the staff again as backfield coach in 1974.

In 1977, he took on the job of offensive coordinator, in which his duties included coaching the quarterbacks and wide receivers.

A native of Americus, Ga. (1/19/44), Reeves began his pro career as a free agent running back for the Cowboys in 1965. He had been a quarterback as a college player at South Carolina and has been inducted into South Carolina's Hall of Fame.

An all-purpose offensive back during his eight seasons (1965-72) on the Dallas roster, Reeves finished his career as the Cowboy's fifth all-time leading rusher, despite a series of injuries that slowed him in the later stages of his career.

He rushed for 1,990 yards and 25 touchdowns, and caught 129 passes for 1,693 yards and 17 TDs.

Because of his collegiate quarterback background, Reeves was also a respected halfback option passer, completing 30 such attempts for a pair of TDs during his career. In addition, he returned some kickoffs and punts along the way, and played in the NFL championship games of 1966, 1967, and 1970.

Reeves and his wife Pam are the parents of three children, daughters Dana (9/21/65) and Laura (9/19/70), and son Lee (11/4/67), and they have one granddaughter, Caitlin (2/24/88).



GENERAL MANAGER

JOHN BEAKE General Manager

John Beake enters the new decade in his 12th year with the Denver Broncos and his sixth season as the National Football League club's General Manager. Overall, this campaign marks John's 22nd season in professional football as either coach or administrator, as the Broncos couple success on the playing field with their 21st consecutive sellout campaign at Mile High Stadium.

His most recent accomplishment has been to provide a key leadership role in the construction of and move into the team's new training facility, the Paul D. Bowlen Memorial Broncos Centre, a 59,000-square foot state-of-the-art complex in Arapahoe County.

This project, several years in the planning stages, is the fulfillment of one of John's key goals as the Broncos' general manager.

John Beake has played an integral role in Denver being the only American Football Conference club to win three conference crowns and thus make three Super Bowl appearances (XXI, XXII, and XXIV) in the 1980's.

All of Denver's administrative department heads report directly to John Beake, who coordinates the activities of each department with the counsel of Pat Bowlen and Dan Reeves. Together, the three embody the major decision-making element of the Denver Broncos.

As General Manager, he is responsible for all day-to-day operations of club administration, with special concentration in the area of player contract negotiations, an area in which he has considerable experience. He also personally directs the Broncos' contractual relationships with the City of Denver, and local radio and television entities.

Currently John is working with the city on renovation of the Mile High Stadium press box and on the two-year project of replacing the current stadium seats with theatre-style seating throughout the facility. These projects represent the general manager's desire to improve the game-day experience at Mile High Stadium, as did the 1989 return of "Sunstar," the Broncos' mascot horse and rider team. He also orchestrated the "Community Salute," a program of community involvement in which a different charitable organization was featured at every Broncos' home game, an activity that will continue in 1990.

In addition to contract involvement, one of John's prime areas of interest is working closely with city and state representatives on a variety of community concerns. He served as the 1989 chairman of the Red Ribbon Campaign, a strong anti-drug association that works in conjunction with the Colorado Federation of Parents, is in his fourth year on the Board of Directors of AMI St. Luke's/Denver Presbyterian Hospital, and is serving his third year on the Denver Tourist and Convention Bureau's Board of Directors.

An avid skier, he is very active with the National Sports Center for the Disabled, which is run by the Winter Park Ski Resort, and is an annual participant in the Winter Park Pro-Am race to benefit the handicapped skiers program in Colorado.

As part of his continuing plan to broaden the team's community role and strengthen a family spirit within the club, he annually schedules such events as a night at the symphony and attendance at the Colorado Ballet's "Nutcracker" performance for the entire organization.



Beake has perhaps the broadest range of experience of any NFL general manager, the only one in the NFL who has coached championship teams on the pro, college, and high school levels, as well as having served in a wide range of administrative roles.

John was Assistant General Manager in 1984 and was the Broncos' Director of Football operations the previous year, so his position at the helm of the club's administration is the culmination of a steady rise within the organization.

He joined the Broncos in 1979 as the Director of Pro Personnel and became Director of Player Personnel in 1981, having concentrated on the coaching aspects of the game prior to coming to Denver.

As assistant coach for the Kansas City Chiefs from 1968 through 1974, John was the offensive backfield coach for the Chiefs when they defeated the Minnesota Vikings to win Super Bowl IV in New Orleans. He also coached the running backs at New Orleans in 1976-77.

On the college level, he coached at Penn State in 1961-62 and was the offensive coordinator at Colorado State University in 1975.

Upon receiving his master's degree from Penn State in 1962, John coached for six years at the high school level, where his teams lost just four games.

He has a bachelor's degree from Trenton State College in New Jersey, in addition to his graduate degree from Penn State.

John and his wife, Marcia, have three children, Jerilyn, Chip, and Chris.



ASSISTANT COACHES

MARVIN BASS Special Assistant

With over 40 years experience as a coach and administrator in college and pro football, Marvin Bass this year is in his eighth campaign in the position of special assistant. He served the Broncos in that capacity in 1982-83, and was the head offensive line coach in 1984.

Bass, 70, came to Denver from the Canadian Football League, where he had been defensive coordinator of the Calgary Stampeders from 1978-1981.

A native of Norfolk, Virginia who was an All-American at William and Mary in 1942, he elected to go into college coaching after graduation and joined the staff at his alma mater in 1944.

In addition to William and Mary, Bass coached on the college level at North Carolina, Georgia Tech, South Carolina, and the University of Richmond. While head coach at South Carolina Bass coached Dan Reeves, who was the starting quarterback for the Gamecocks.

On the pro level, he was on the Buffalo Bills staff from 1969-71 and spent two years with the Birmingham franchise in the World Football League, including one season as head coach (1975). After the WFL ceased operations Bass rejoined the Buffalo Bills, this time as Director of Pro Scouting from 1975-77, prior to moving to Calgary in 1978.

Marvin and his wife, Audrey, have one son, Randy, and two grandsons, Lee and Rhett.



BARNEY CHAVOUS Defensive Assistant


Barney Chavous is in his second season with Denver, assisting Earl Leggett with the defensive line and Al Miller with the strength and conditioning program. He was a coaching intern in 1988, working in the same areas.

Chavous, 38, was a defensive end with Denver from 1973-85 and is second in team history with 72 quarterback sacks.

He was the Broncos' second-round draft choice in 1973 and is one of only four people to play in 13 or more seasons with Denver.

Chavous was all-conference and defensive most valuable player at South Carolina State, where he was a three-year starter.

A native of Aiken, S.C., Barney and his wife Odessa have four children, sons Shedric and Barney Amon, and daughters Jasmine and Nikeya Monique.



MAURICE (MO) FORTE Running Backs

Mo Forte is in his third season as the Broncos' running backs coach, having come to Denver from North Carolina A & T State University, where he was head coach from 1982-87. Forte led the Aggies to a 9-3 record and the Mid-Eastern Athletic Conference championship in the 1986 campaign.

Forte, 43, had been an assistant coach for 12 years at major college programs prior to going to North Carolina A & T. His previous coaching career included stints at Arizona State (1980-81), Michigan State (1978-79), Duke (1976-77), and Minnesota (1970-75).

The 1978 Michigan State team won the Big 10 title and the 1981 Arizona State club established a number of Pac-10 records.

A native of Hannibal, Missouri, Forte was a starting running back at the University of Minnesota, from which he graduated with a bachelor's degree in education in 1971.

Mo has a daughter, Dawn.



CHAN GAILEY Offensive Coordinator/ Wide Receivers

Chan Gailey is in his sixth year with the Broncos and his second as offensive coordinator, in addition to serving as the wide receivers coach.

Gailey joined the Broncos in 1985 as a defensive assistant and special teams coach. He coached the special teams and tight ends the following year, and in 1987 he was in charge of the tight ends and wide receivers. In 1988 Gailey served as Denver's quarterback coach. Gailey, 38, came to Denver from Troy State in Troy, Ala., where he was head coach from 1983-84, winning the NCAA Division II national championship in 1984.

Gailey began his coaching career as the defensive backfield coach at Troy State in 1976-78, before moving on to the Air Force Academy as the Falcons' secondary coach in 1972. Gailey rose to the position of defensive coordinator with the Falcons in 1981, and returned to Troy State in 1983.

A native of Americus, Ga., Gailey earned 12 varsity letters at Americus High School before entering the University of Florida, where he earned his bachelor's degree in physical education in 1974. He earned three letters at Florida, two as a quarterback and one as a special teams player.

Gailey served as a graduate assistant at Florida in 1974 and 1975, with the Gators going to the Sugar Bowl in 1974 and the Gator Bowl the following year.

Chan and his wife Laurie have two sons, Tate and Andrew.



GEORGE HENSHAW

Offensive Line

George Henshaw is in his third season as the Denver Broncos' offensive line coach in 1989. He brings 18 years of collegiate coaching experience to his post with the Broncos, including eight as an offensive coordinator and one as head coach.

Henshaw, 42, came to the Mile High City from the University of Tulsa, where he was the Golden Hurricane's head coach in 1987.

He was on the Alabama staff from 1983-86 as offensive line coach, and was the Crimson Tide's offensive coordinator in 1983-86. Alabama led the Southeastern Conference in a number of offensive categories during Henshaw's four years there, including scoring offense (30.7 points per game) and total offense (424.1 yards per game) in 1983.

Prior to joining the Alabama staff Henshaw was at Florida State from 1976-82, serving as offensive coordinator and offensive line coach from 1979-82. In 1982 the Seminoles ranked second nationally in scoring offense (35.3 points per game) and third in total offense (465.7 yards per game). In his first three seasons at Florida State Henshaw coached the defensive line.

A 1970 graduate of West Virginia University, Henshaw began his coaching career at his alma mater in 1970 and remained there until 1976.

An all-Southern Conference performer as a defensive tackle, he is a member of the post-1950 all-time West Virginia squad.

George and his wife, Kathleen, have two sons, Michael and Matthew, and a daughter, Kerry.



EARL LEGGETT

Defensive Line

Earl Leggett is in his second year as defensive line coach for the Denver Broncos.

Leggett, 56, was the defensive line coach for the Los Angeles Raiders from 1980-88. He held similar positions with San Francisco (1978), Seattle (1976-77), and the Southern California Sun of the World Football League (1974-75).

Leggett began his coaching career at Nicholls State (Louisiana) in 1971, followed by two seasons at Texas Christian University.

An All-American defensive tackle at Louisiana State, Leggett was the Chicago Bears' first-round draft choice in 1957. He was traded to the Los Angeles Rams in 1966 and later taken in the 1967 veteran allocation by New Orleans, with whom he played for two seasons.

Earl and his wife Bobbie have two sons, Earl Jr. and Brad, who was drafted by Denver in the eighth round of the 1990 draft, and two daughters, Dana Carol and Celi Lynn.



PETE MANGURIAN

Tight Ends/Assistant Offensive Line

Pete Mangurian, 35, is in his third year on Denver's coaching staff as the tight end and assistant offensive line coach.

Mangurian came to the Broncos from Louisiana State University, where he was the offensive line coach from 1984-87. During those four years the Tigers appeared in four straight bowl games and set a school record for total offense three times.

Before going to Louisiana State Mangurian had been a coach at Stanford (1982-83), New Mexico State (1981), and Southern Methodist (1979-80).

Born in Los Angeles and raised in Sherman Oaks, Calif., Mangurian earned a bachelor's degree in political science at Louisiana State in 1976, after having played defensive tackle for the Tigers for four years. He is married (Amy), and they have a daughter, Lauren.



AL MILLER


Strength/Conditioning

Al Miller will be in his sixth season as the Broncos' strength and conditioning coach in 1990. He came to Denver from the University of Alabama, where he was the strength coach from 1982-84.

Prior to moving to Alabama Miller, 42, was the strength and conditioning coach at Northeast Louisiana in 1981 and Mississippi State in 1980. He spent 1979 in private business, after working as linebacker and strength coach at Northwestern Louisiana in 1974-78. Miller coached on the high school and junior high school levels in 1970-73.

Miller, a native of El Dorado, Ark., received his bachelor's degree from Northeast Louisiana, graduating from the school in 1970. He earned a master's degree from Louisiana Tech in 1974.

Al and his wife Janis have a son, Carey Brian, and a daughter, Lisa.



MIKE NOLAN

Linebackers

Mike Nolan is in his fourth campaign on the Denver Broncos' coaching staff, having come to the Mile High City from Louisiana State, where he coached the Bengal Tigers' linebackers in 1986.

Nolan is in his second year as coach of the Broncos' linebackers. He coached the coverage units of Denver's special teams and assisting as linebackers coach in 1988, and was Denver's special teams and assisted as linebackers

Nolan went to LSU from Rice, where he had been an assistant coach for the 1984-85 seasons.

A four-year letterman at free safety at the University of Oregon, Nolan graduated in 1981 and was a free agent defensive back candidate in the Broncos' camp that year. Nolan then became a graduate assistant at Oregon before moving to Stanford for two seasons, 1982-83, going to Rice the following year.

Mike and his wife Kathy have a son, Michael, and two daughters, Jennifer and Laura.



WADE PHILLIPS

Defensive Coordinator

Wade Phillips is in his second season as defensive coordinator for the Denver Broncos.

In 1989 he was the mastermind of a defense that led the NFL in fewest points allowed (226) and allowed the fewest rushing yards in the AFC (1,580). The new-look defense ranked second in the conference in both quarterback sacks (47) and takeaways (43), and allowed the second fewest total yards in the AFC and third fewest in the NFL (4,407).

Phillips, 42, was the defensive coordinator and linebackers coach for Philadelphia Eagles from 1986-88. Under Phillips in 1988 the Eagles were second in the NFL in turnovers (44) and second in interceptions (32) as they won their first division title since 1980.

He served as defensive coordinator at New Orleans from 1981-85 and was the interim head coach for the final four games of the 1985 season (1-3 record). During his tenure at New Orleans the Saints led the NFC in defense in 1983 and led the NFL in pass defense in 1983 and 1984. Overall, the Saints finished among the top five in the NFL defensively in three of his five seasons.

Prior to joining the Saints, Phillips spent five seasons at Houston, coaching the linebackers (1976) and defensive line (1977-80). The Oilers made three playoff appearances during that period.

Phillips began his coaching career at his alma mater, the University of Houston, in 1969 and then coached at Orange (Texas) High School for three years before moving to Oklahoma State (1973-74) and Kansas (1975).

The son of former NFL coach Bum Phillips, Wade was born in Orange, Texas (6/21/47) and attended Portes Neches-Groves High School. He went on to be a three-year starter at linebacker at Houston under head coach Bill Yeoman.

Wade and his wife Laurie have two children, Tracey, 16 and Wesley, 11.



HAROLD RICHARDSON

Special Teams

Harold Richardson is in his second season as special teams coach for the Denver Broncos.

Richardson, 45, came to the Broncos from Colorado State University, where he was defensive coordinator in 1987 and 1988. Prior to that he served as receivers and special teams coach with the NFL New Orleans Saints (1981-85).

Working on the collegiate level (1972-80), Richardson coached at North Texas State, Texas Christian, and Southern Methodist, where he began his coaching career as a graduate assistant in 1971.

A native of Houston, Tex., Richardson earned a bachelor's degree in finance from Southern Methodist in 1968.

Harold and his wife Ramona have a son, Blake Lee.



MIKE SHANAHAN

Quarterbacks

Mike Shanahan will coach Denver's quarterbacks in 1990, a duty he began after re-joining the team on Oct. 16 of last year. He returned to the Broncos after serving as head coach of the Los Angeles Raiders in 1988 and through the first four games of 1989, compiling a record of 8-12-0.


Shanahan, 38, first came to Denver in 1984 as coach of the club's wide receivers, and served as offensive coordinator from 1985-87. He was the offensive coordinator and assistant head coach at the University of Florida in 1983, and had been that school's offensive coordinator since 1980. In 1983 the Gators set an NCAA record with 4,540 total yards, producing a 9-2-1 mark. Starting quarterback Wayne Peace set a national mark under Shanahan's tutelage, completing 70.7 percent of his passes.

A native of Oak Park, Ill., Shanahan graduated from Eastern Illinois in 1974 and earned a master's degree there in 1975.

He began his coaching career at Oklahoma in 1975-76, serving as an offensive backfield and receivers coach for the Sooners.

Shanahan was Northern Arizona's offensive backfield coach in 1977 and was offensive coordinator at Eastern Illinois in 1977 and at Minnesota in 1979.

Mike and his wife Peggy have two children, son Kyle and daughter Krystal, and the family makes its home in Aurora.



CHARLIE WATERS

Defensive Backs

Charlie Waters is in his third season with the Broncos and his second as coach of the team's defensive backs. He joined the club in 1988 as coach of the kick return units of Denver's special teams and as an assistant defensive backfield coach.

Waters played for the Dallas Cowboys from 1970-1981, missing the 1979 season due to injury, and was a Pro Bowl choice in 1976, 1977, and 1978, in addition to being voted All-NFL in 1977 and 1978. Waters became the Cowboys' starting strong safety in 1976 after playing both cornerback and safety through his first six seasons.

He was superb in the playoffs for the Cowboys, including five Super Bowls, and he holds the NFL career playoff record for most interceptions with nine. He is third in Dallas history in career regular season pass thefts with 41.

In single game play, his three interception performance against Chicago (12/26/77) is an NFC Divisional Playoff Game record.

A native of Miami, Florida, who was raised in North Augusta, South Carolina, Waters played college football at Clemson and was elected in 1980 to the South Carolina Athletic Hall of Fame.

Prior to coming to Denver Waters had worked as a television sports commentator and in private business in the Dallas area.

Charlie and his wife, Rosie, have three sons, Cody, Ben, and Cliff.



SCOUTING STAFF

LIDE HUGGINS

Director of Football Operations

Lide Huggins is in his second season as Denver's Director of Football Operations, moving into his new position after two years as the Director of Pro Personnel for the Broncos.

Huggins is in his 10th overall season with Denver and previously scouted the Southeast and Southwest as a regional scout from 1981-86.

In his role as the chief of football operations, Huggins works closely with Head Coach Dan Reeves, and his duties include evaluation of the top college players on a national level, gathering information regarding professional talent, and player acquisition by both trade and free agent signings. He also works with Broncos General Manager John Beake in the areas of personnel budget and player contracts.

A defensive back and college teammate of Head Coach Dan Reeves at the University of South Carolina, Huggins graduated with a marketing degree in 1964, then did graduate study in business at Texas A & M in 1965.

Huggins coached at Texas A & M from 1965-69, at West Virginia from 1970-71, and at Tennessee from 1972-75.

Prior to joining the Broncos he scouted fulltime for the Dallas Cowboys, Seattle Seahawks, and the National Scouting Combine.

Lide and his wife Sandra Lee have three daughters, Kathy, Karen, and Sabrina.



REED JOHNSON

Director of Player Personnel

Reed Johnson, who enters his 10th season with the Denver Broncos in 1990, is the Director of Player Personnel for the NFL club.

He came to Denver as special teams coach in 1981 and served as Coordinator of Pro Scouting in 1982 before taking over as the Broncos' Coordinator of College Scouting from 1983-85.

Johnson spent eight years as a scout for the Dallas Cowboys before coming to Denver. Prior to his stint with Dallas, he was an assistant coach on the college level at New Mexico, Oklahoma State, and Tulsa.

A graduate of the University of Colorado, Johnson played in the Buffaloes' defensive backfield for four years and was a member of the school's Big Eight championship team in 1961.

He coached high school football in Texas for five seasons, including four at Highland Park High School in Dallas, where Johnson himself had played on a state championship team in 1957.

Reed has two daughters, Jill, 27, and Holly, 25. He and his wife Peggy reside in Denver with their two sons, Blair, age three, and Woody, age one.



ADMINISTRATION



Sandy Waters
Director of
Administration



Yolanda Saltus
Executive Assistant
to the President



Bill Harpole
Director of Operations



Gary Kalika
Director of
Information Systems



Dave Daubers
Operator/Programmer
Information Systems



Kristi Nichols
Secretary to
General Manager



Pam Hynes
Secretary to Director
of Administration



Jodie Bach
Pool Secretary

FINANCES



Robert M. Hurley
Treasurer and Chief
Financial Officer



Alex Rohr
Controller



Beverly J. Havens
Accountant



Alice Golch-Wooten
Accounting
Assistant - A/P



Sherry Zoltay
Secretary to the
Treasurer and Chief
Financial Officer

FOOTBALL OPERATIONS ASSISTANCE



Joe DeCamillis
Administrative
Assistant



Azantha Andrie
Secretary to Vice
President/Head Coach



Dixie Greer
Video Department/
Assistant Coaches
Secretary

TICKET OFFICE



Gail Stuckey
Ticket Manager



Bertie Mark
Ticket Assistant



Cathy Carelli
Ticket Assistant



Beth Herhold
Ticket Assistant

PUBLIC RELATIONS



Jim Saccomano
Director of
Media Relations



Charlie Lee
Director of Player &
Community Relations



Barry Hawkins
Publications
Coordinator



Pamela Moss
Public Relations
Secretary

TRAINING AND EQUIPMENT



Steve Antonopoulos
Head Athletic Trainer



Jim Gillen
Assistant Trainer



Dan Bill
Equipment Manager



Frank Trujillo
Equipment Department
Assistant

VIDEO OPERATIONS



Rusty Nail
Director of
Video Operations



Dusty Alves
Video Operations
Assistant

FACILITIES



Ronnie Bill
Superintendent of
Facilities



Ross Kurcab
Groundskeeper



Ted Proulx
Assistant
Groundskeeper

RECEPTIONIST



Karen Cleveland
Receptionist

DENVER BRONCOS YOUTH FOUNDATION



Maggie Blalock
Assistant to the
President



Barb Cocetti
Secretary

SCOUTING DEPARTMENT



Jenny Anne Davis
Player Personnel Secretary



Melanie Ness
Pro Personnel Secretary

KEN BLAIR

Region: Atlantic Coast
Years with Broncos: 6
Total years scouting: 8
Age: 49
College: All-Big Eight tight end and
linebacker at University of Colorado
Coaching experience: Colorado
(1963-70), UCLA (1971-73), Georgia
Tech (1974-82)
Personal: Married (Mary Sue), two
children (Mike, Mitch)



HUGH DAVIDSON

Region: West
Years with Broncos: 19
Total years scouting: 19
Age: 62
College: Fullback and wingback at
University of Colorado
Coaching experience: Colorado
(1954-58), Montana (1958-66), Idaho
State (1970-72)
Personal: Married (Jane Alice), three
children (Niki, Toni, Jill)



SCOTT DI STEFANO

Region: Midwest/Big Ten
Years with Broncos: 8
Total years scouting: 8
Age: 33
College: Quarterback at Colorado
State University
Coaching experience: Colorado
State (1980-81)
Personal: Married (Lou Ann), One
child (Patrick)



JERRY FREI

Region: West
Years with Broncos: 8
Total years scouting: 8
Age: 65
College: Guard at University of
Wisconsin
Coaching experience: Willamette
(1952-54), Oregon (1955-66, head
coach (1967-71), Denver Broncos
(1972-75, 1981-82), Tampa Bay
Buccaneers (1976-77), Chicago
Bears (1978-80)
Personal: Married (Marian), five children (David, Judy, Terry,
Susan, Nancy)



CORNELL GREEN

Region: Southwest
Years with Broncos: 4
Total years scouting: 11
Age: 50
College: All-American in basketball at Utah State University
Pro career: Cornerback with Dallas Cowboys (1962-74)
Coaching experience: None
Personal: Married (Betty), two children (Randy, Ronney)

RONNIE HILL

Region: Big Ten
Years with Broncos: 6
Total years scouting: 11
Age: 36
College: Linebacker at Mississippi State University
Coaching experience: Mississippi State (1977-78)
Personal: Married (Tina)

**ROGER JACKSON**

Region: Northeast/Big Ten
Years with Broncos: 1
Total years scouting: 1
Age: 36
College: All-MEAC defensive back at Bethune-Cookman
Pro career: Defensive back with Denver Broncos 1982-85, 1987
Coaching experience: Howard University (1989)
Personal: Single

**BOBBY MARKS**

Region: Southeast
Years with Broncos: 7
Total years scouting: 7
Age: 53
College: All-Southwest Conference end at Texas A & M
Coaching experience: Texas A & M (1969-71), Alabama (1972-82)
Personal: Married (Ann), five children (Bobby Jr., Keith, Jared, Beth, Katie)

**THE 1990 SEASON**

RB BOBBY HUMPHREY, WHO IN 1989 BECAME THE FIRST ROOKIE IN BRONCOS HISTORY TO RUSH FOR OVER 1,000 YARDS, CLOSING OUT THE SEASON WITH 1,151. HE WAS NAMED THE BRONCOS' OFFENSIVE MVP BY HIS TEAMMATES.

1990 NFL SCHEDULE

SUNDAY, SEPTEMBER 9 (First Weekend)

Denver at Los Angeles Raiders, Houston at Atlanta, Indianapolis at Buffalo, New York Jets at Cincinnati, Miami at New England, Minnesota at Kansas City, Phoenix at Washington, Pittsburgh at Cleveland, Los Angeles Rams at Green Bay, San Diego at Dallas, Seattle at Chicago, Tampa Bay at Detroit.

SUNDAY NIGHT, SEPTEMBER 9

Philadelphia at New York Giants.

MONDAY, SEPTEMBER 10

San Francisco at New Orleans.

SUNDAY, SEPTEMBER 16 (Second Weekend)

Atlanta at Detroit, Buffalo at Miami, Chicago at Green Bay, Cincinnati at San Diego, Cleveland at New York Jets, New England at Indianapolis, New Orleans at Minnesota, New York Giants at Dallas, Los Angeles Raiders at Seattle, Los Angeles Rams at Tampa Bay, Phoenix at Philadelphia, Washington at San Francisco.

SUNDAY NIGHT, SEPTEMBER 16

Houston at Pittsburgh.

MONDAY, SEPTEMBER 17

Kansas City at Denver.

SUNDAY, SEPTEMBER 23 (Third Weekend)

Atlanta at San Francisco, Dallas at Washington, Indianapolis at Houston, Kansas City at Green Bay, Miami at New York Giants, Minnesota at Chicago, New England at Cincinnati, Philadelphia at Los Angeles Rams, Phoenix at New Orleans, Pittsburgh at Los Angeles Raiders, San Diego at Cleveland, Seattle at Denver.

SUNDAY NIGHT, SEPTEMBER 23

Detroit at Tampa Bay.

MONDAY, SEPTEMBER 24

Buffalo at New York Jets.

SUNDAY, SEPTEMBER 30 (Fourth Weekend)

Chicago at Los Angeles Raiders, Cleveland at Kansas City, Dallas at New York Giants, Denver at Buffalo, Green Bay at Detroit, Houston at San Diego, Indianapolis at Philadelphia, Miami at Pittsburgh, New York Jets at New England, Tampa Bay at Minnesota.

SUNDAY NIGHT, SEPTEMBER 30

Washington at Phoenix.

MONDAY, OCTOBER 1

Cincinnati at Seattle.

SUNDAY, OCTOBER 7 (Fifth Weekend)

Cincinnati at Los Angeles Rams, Detroit at Minnesota, Green Bay at Chicago, Kansas City at Indianapolis, New Orleans at Atlanta, New York Jets at Miami, San Diego at Pittsburgh, San Francisco at Houston, Seattle at New England, Tampa Bay at Dallas.

SUNDAY NIGHT, OCTOBER 7

Los Angeles Raiders at Buffalo.

MONDAY, OCTOBER 8

Cleveland at Denver.

SUNDAY, OCTOBER 14 (Sixth Weekend)

Cleveland at New Orleans, Dallas at Phoenix, Detroit at Kansas City, Green Bay at Tampa Bay, Houston at Cincinnati, New York Giants at Washington, Pittsburgh at Denver, San Diego at New York Jets, San Francisco at Atlanta, Seattle at Los Angeles Raiders.

SUNDAY NIGHT, OCTOBER 14

Los Angeles Rams at Chicago.

MONDAY, OCTOBER 15

Minnesota at Philadelphia.

THURSDAY NIGHT, OCTOBER 18 (Seventh Weekend)

New England at Miami.

SUNDAY, OCTOBER 21

Atlanta at Los Angeles Rams, Dallas at Tampa Bay, Denver at Indianapolis, Kansas City at Seattle, New Orleans at Houston, New York Jets at Buffalo, Philadelphia at Washington, Phoenix at New York Giants, Pittsburgh at San Francisco, Los Angeles Raiders at San Diego.

MONDAY, OCTOBER 22

Cincinnati at Cleveland.

SUNDAY OCTOBER 28 (Eighth Weekend)

Buffalo at New England, Chicago at Phoenix, Cleveland at San Francisco, Detroit at New Orleans, Miami at Indianapolis, Minnesota vs. Green Bay at Milwaukee, New York Jets at Houston, Philadelphia at Dallas, Tampa Bay at San Diego, Washington at New York Giants.

SUNDAY NIGHT, OCTOBER 28

Cincinnati at Atlanta.

MONDAY, OCTOBER 29

Los Angeles Rams at Pittsburgh.

SUNDAY, NOVEMBER 4 (Ninth Weekend)

Atlanta at Pittsburgh, Buffalo at Cleveland, Chicago at Tampa Bay, Dallas at New York Jets, Houston at Los Angeles Rams, New England at Philadelphia, New Orleans at Cincinnati, Phoenix at Miami, Los Angeles Raiders at Kansas City, San Diego at Seattle, San Francisco at Green Bay, Washington at Detroit.

SUNDAY NIGHT, NOVEMBER 4

Denver at Minnesota.

MONDAY, NOVEMBER 5

New York Giants at Indianapolis.

SUNDAY, NOVEMBER 11
(Tenth Weekend)

Atlanta at Chicago, Denver at San Diego, Green Bay at Los Angeles Raiders, Indianapolis at New England, Miami at New York Jets, Minnesota at Detroit, New York Giants at Los Angeles Rams, Phoenix at Buffalo, Seattle at Kansas City, Tampa Bay at New Orleans.

SUNDAY NIGHT, NOVEMBER 11

San Francisco at Dallas.

MONDAY, NOVEMBER 12

Washington at Philadelphia.

SUNDAY, NOVEMBER 18
(Eleventh Weekend)

Chicago at Denver, Dallas at Los Angeles Rams, Detroit at New York Giants, Green Bay at Phoenix, Houston at Cleveland, Minnesota at Seattle, New England at Buffalo, New Orleans at Washington, New York Jets at Indianapolis, Philadelphia at Atlanta, San Diego at Kansas City, Tampa Bay at San Francisco.

SUNDAY NIGHT, NOVEMBER 18

Pittsburgh at Cincinnati.

MONDAY, NOVEMBER 19

Los Angeles Raiders at Miami.

THURSDAY, NOVEMBER 22
(Twelfth Weekend)
(Thanksgiving Day)

Denver at Detroit, Washington at Dallas.

SUNDAY, NOVEMBER 25

Atlanta at New Orleans, Chicago at Minnesota, Indianapolis at Cincinnati, Kansas City at Los Angeles Raiders, Los Angeles Rams at San Francisco, Miami at Cleveland, New England at Phoenix, New York Giants at Philadelphia, Pittsburgh at New York Jets, Tampa Bay vs. Green Bay at Milwaukee.

SUNDAY NIGHT, NOVEMBER 25

Seattle at San Diego.

MONDAY, NOVEMBER 26

Buffalo at Houston.

SUNDAY, DECEMBER 2
(Thirteenth Weekend)

Atlanta at Tampa Bay, Cincinnati at Pittsburgh, Detroit at Chicago, Houston at Seattle, Indianapolis at Phoenix, Kansas City at New England, Los Angeles Raiders at Denver, Los Angeles Rams at Cleveland, Miami at Washington, New Orleans at Dallas, New York Jets at San Diego, Philadelphia at Buffalo.

SUNDAY NIGHT, DECEMBER 2

Green Bay at Minnesota.

MONDAY, DECEMBER 3

New York Giants at San Francisco.

SUNDAY, DECEMBER 9
(Fourteenth Weekend)

Buffalo at Indianapolis, Chicago at Washington, Cleveland at Houston, Denver at Kansas City, Minnesota at New York Giants, New Orleans at Los Angeles Rams, New England at Pittsburgh, Phoenix at Atlanta, San Francisco at Cincinnati, Seattle vs. Green Bay at Milwaukee.

SUNDAY NIGHT, DECEMBER 9

Philadelphia at Miami.

MONDAY, DECEMBER 10

Los Angeles Raiders at Detroit.

SATURDAY, DECEMBER 15
(Fifteenth Weekend)

Buffalo at New York Giants, Washington at New England.

SUNDAY, DECEMBER 16

Atlanta at Cleveland, Cincinnati at Los Angeles Raiders, Green Bay at Philadelphia, Houston at Kansas City, Indianapolis at New York Jets, Minnesota at Tampa Bay, Phoenix at Dallas, Pittsburgh at New Orleans, San Diego at Denver, Seattle at Miami.

SUNDAY NIGHT, DECEMBER 16

Chicago at Detroit.

MONDAY, DECEMBER 17

San Francisco at Los Angeles Rams.

SATURDAY, DECEMBER 22
(Sixteenth Weekend)

Detroit at Green Bay, Los Angeles Raiders at Minnesota, Washington at Indianapolis.

SUNDAY, DECEMBER 23

Cincinnati at Houston, Cleveland at Pittsburgh, Dallas at Philadelphia, Kansas City at San Diego, Miami at Buffalo, New England at New York Jets, New Orleans at San Francisco, New York Giants at Phoenix, Los Angeles Rams at Atlanta, Tampa Bay at Chicago.

SUNDAY NIGHT, DECEMBER 23

Denver at Seattle.

SATURDAY, DECEMBER 29
(Seventeenth Weekend)

Kansas City at Chicago, Philadelphia at Phoenix.

SUNDAY, DECEMBER 30

Buffalo at Washington, Cleveland at Cincinnati, Dallas at Atlanta, Detroit at Seattle, Green Bay at Denver, Indianapolis at Miami, New York Giants at New England, New York Jets at Tampa Bay, San Diego at Los Angeles Raiders, San Francisco at Minnesota.

SUNDAY NIGHT, DECEMBER 30

Pittsburgh at Houston.

MONDAY, DECEMBER 31

Los Angeles Rams at New Orleans.

POSTSEASON

Saturday and Sunday, January 5-6: First Round Playoffs (Division Champions with the third-best records play host to the Wild Card teams with the third-best records, and Wild Card teams with the best records play host to the Wild Card teams with the second-best records). **Saturday and Sunday, January 12-13:** Second Round Playoffs (Division Champions with the best two records play host to the First-Round winners. Division Champions with the best records will have priority of opponents). **Sunday, January 20:** AFC and NFC Championship Games. **Sunday, January 27:** Super Bowl XXV at Tampa, Florida. **Sunday, February 3:** AFC-NFC Pro Bowl at Honolulu, Hawaii.

1990 NFL PRESEASON SCHEDULE

Saturday, August 4 — Hall of Fame Game at Canton, Ohio, Chicago vs. Cleveland. American Bowl '90 at Tokyo, Japan, Denver vs. Seattle. **Sunday, August 5** — American Bowl '90 at London, England, Raiders vs. New Orleans.

FIRST WEEK

Thursday, August 9: Detroit at Houston, New England vs. Pittsburgh at Montreal. **Saturday, August 11:** American Bowl '90 at Berlin, Germany, Los Angeles Rams vs. Kansas City, Atlanta vs. Washington at Chapel Hill, Cincinnati at Tampa Bay, Cleveland at Green Bay, Dallas at San Diego, Denver at Indianapolis, Miami at Chicago, New Orleans at Minnesota, Raiders at San Francisco, Seattle at Phoenix. **Monday, August 13:** New York Giants at Buffalo, New York Jets at Philadelphia.

SECOND WEEK

Thursday, August 16: Buffalo at Detroit. **Friday, August 17:** Indianapolis at Seattle, Pittsburgh at Washington. **Saturday, August 18:** Chicago at Phoenix, Cincinnati at Atlanta, Dallas at Raiders, Miami at Philadelphia, New England vs. Tampa Bay at Jacksonville, New Orleans vs. Green Bay at Madison, Wis., New York Giants at Houston, San Diego at Los Angeles Rams. **Sunday, August 19:** Minnesota at Cleveland. **Monday, August 20:** San Francisco at Denver, New York Jets at Kansas City.


THIRD WEEK

Thursday, August 23: Kansas City at Detroit. **Friday, August 24:** Raiders at Chicago. **Saturday, August 25:** Atlanta vs. Green Bay at Milwaukee, Buffalo at New Orleans, Cincinnati at New England, Denver at Miami, New York Jets at New York Giants, Phoenix at Los Angeles Rams, Pittsburgh at Dallas, San Francisco at San Diego, Washington at Cleveland. **Sunday, August 26:** Houston at Minnesota. **Monday, August 27:** Philadelphia at Indianapolis, Tampa Bay at Seattle.

FOURTH WEEK

Thursday, August 30: Buffalo vs. Chicago at Columbia, S.C. **Friday, August 31:** Atlanta at New England, Detroit at Cincinnati, Green Bay at Kansas City, Indianapolis at New Orleans, Los Angeles Rams at Washington, Minnesota at Miami, Phoenix at Denver, Seattle at San Francisco. **Saturday, September 1:** Cleveland at Washington, Houston at Dallas, Philadelphia at Pittsburgh, Raiders vs. San Diego, New York Jets at Tampa Bay.

VETERAN PLAYER PROFILES



LB KARL MECKLENBURG, WHO EARNED HIS FOURTH PRO BOWL BERTH IN 1989 AFTER LEADING THE TEAM IN TACKLES.

No. 40 JEFFREY O'NEAL (Jeff) ALEXANDER *Running Back*



Birthdate—January 15, 1965
Birthplace—Baton Rouge, La.
Residence—Denver, Colo.
How Acquired—FA, 1988
College—Southern University
High School—Baker HS, Baker, La.
Height—6-0
Weight—232
Pro Year—2nd
Year with Broncos—2nd

Jeff Alexander started six games at fullback for Denver in 1989 and finished fourth on the team in rushing with 146 yards on 45 carries, scoring twice. He also caught eight passes for 84 yards. In the season opener vs. Kansas City (9/10) Alexander rushed for 35 yards and had three receptions for 35 yards. The following week at Buffalo (9/18) he caught four passes for 40 yards. Alexander was on the Broncos' inactive list in weeks eight and nine because of a sprained ankle. He joined the Broncos as a rookie free agent in 1988, but suffered a wrist injury during the preseason and spent the entire season on injured reserve.

COLLEGE: Alexander was a running back at Southern University from 1984-87, after transferring there from Tulane in 1983. A college teammate of Bronco guard Gerald Perry, Alexander rushed for 640 yards and three TDs as a senior with the Black Knights.

PERSONAL: Jeff is single and makes his offseason home in Denver. A native of Baton Rouge, La., he attended Baker (La.) HS and lettered three times in football, twice in track, and once in baseball. A marketing major at Southern, Jeff enjoys running, the outdoors, and going to the movies.

Professional Record

Year	Club	Games	Starts	RUSHING				RECEIVING			
				Att.	Yds.	Avg.	TD	No.	Yds.	Avg.	TD
1988	Denver ...			Injured reserve							
1989	Denver ...	14	6	45	146	3.2	2	8	84	10.5	0
TOTALS	14	6	45	146	3.2	2	8	84	10.5	0

No. 57 TY HUNTER ALLERT *Linebacker*



Birthdate—July 23, 1963
Birthplace—Rosenberg, Tex.
Residence—Austin, Tex.
How Acquired—Plan B, 1990
College—Texas
High School—Northbrook HS, Houston, Tex.
Height—6-2
Weight—238
Pro Year—5th
Year with Broncos—1st

Ty Allert came to the Broncos in March under the terms of the NFL's Plan B free agency system. In 1989 with Philadelphia he was third on the team in special teams tackles despite playing in only seven games. Allert injured his knee in the week seven game against the Raiders (10/22) and spent the remainder of the cam-

paign on injured reserve. He played in 10 games with the Eagles in 1988, missing nearly seven full games after injuring his leg on the opening kickoff at Washington (9/18). Allert began the 1987 season with San Diego, playing in three of the first four non-strike games before being waived. He was signed by Philadelphia and played in the final seven games of the campaign with the Eagles. In that season he was named special teams player of the week twice with San Diego and three times with Philadelphia. Allert was the Chargers' fourth-round draft choice in 1986 and played in every game that season, starting three at inside linebacker. He was named the Chargers' special teams player of the year as a rookie.

COLLEGE: Allert earned first-team All-Southwest Conference and team MVP honors as a team captain senior at the University of Texas. He finished his Longhorn career with 382 tackles, including 30 sacks.

PERSONAL: Ty is single and makes his offseason home in Austin, Tex. He spent the last two offseasons continuing his education at Texas, and also owns a health club in Austin. A native of Rosenberg, Tex., Ty was a Parade Magazine All-American and All-Texas selection at Northbrook HS in Houston.

Professional Record

Year	Club	Games	Starts	INTERCEPTIONS			
				No.	Yds.	Avg.	TD
1986	San Diego	16	3	0	0	0.0	0
1987	San Diego	3	0	0	0	0.0	0
1987	Philadelphia ...	7	0	0	0	0.0	0
1988	Philadelphia ...	10	0	0	0	0.0	0
1989	Philadelphia ...	7	0	0	0	0.0	0
TOTALS	43	3	0	0	0.0	0

No. 27 STEPHEN DENNIS (Steve) ATWATER *Safety*



Birthdate—October 28, 1966
Birthplace—Chicago, Ill.
Residence—Denver, Colo.
How Acquired—Draft #1, 1989
College—Arkansas
High School—Lutheran North HS, St. Louis, Mo.
Height—6-3
Weight—217
Pro Year—2nd
Year with Broncos—2nd

Steve Atwater was named NFL All-Rookie (Pro Football Weekly, College and Pro Football Newsweekly) for a fine campaign in 1989. He made an immediate impact as the Broncos' first-round pick, taking the place of former defensive captain Mike Harden at free safety and combining with strong safety Dennis Smith to form one of the NFL's most physical safety tandems. Atwater started every regular season game and led the Bronco defense with 86 first hits. He was second on the squad with 129 total tackles and also claimed three interceptions, 10 passes defended, and a fumble recovery. Atwater had two interceptions in the week three contest against the Raiders (9/24), the second setting up the game-clinching field goal. He had six games with 10 or more total tackles, including a high of 12 vs. San Diego (10/8).

COLLEGE: Atwater was a three-time All-Southwest Conference selection and two-time All-American at the University of Arkansas. He became the Razorbacks' all-time interception leader with 14 over his four active campaigns. He went to the school as a wishbone quarterback but was moved to the secondary as a redshirt fresh-

man. Atwater closed out his college career with an appearance in the Senior Bowl, a game in which he had two interceptions.

PERSONAL: Steve is single and resides in Denver. A native of Chicago, Ill., he was all-conference and league MVP as a wishbone quarterback at Lutheran North HS in St. Louis Mo., where he was named the school's top scholar-athlete. Steve lettered three times in football, once each in baseball and track, and four times in basketball, garnering all-league, all-district, and all-America honors in that sport. He was selected to play in the McDonald's All-Star Classic, but missed the contest due to the chicken pox. He enjoys playing and training with his two dogs, as well as playing pool, fishing, basketball, and bowling. Steve is involved with the Shiloh House and had several speaking engagements across the country during the offseason. Steve's cousin Mark Ingram is a wide receiver for the New York Giants.

Professional Record

Year	Club	Games	Starts	INTERCEPTIONS				TD
				No.	Yds.	Avg.		
1989—Denver		16	16	3	34	11.3		0
TOTALS		16	16	3	34	11.3		0

ADDITIONAL STATISTICS: Recovered one fumble, 1989.

No. 35 KENNETH SHAWN (Ken) BELL *Running Back*



Birthdate—November 16, 1964
Birthplace—Aurora, Colo.
Residence—Greenwich, Ct.
How Acquired—FA, 1986
College—Boston College
High School—Greenwich HS, Greenwich, Ct.
Height—5-10
Weight—190
Pro Year—5th
Year with Broncos—5th

Ken Bell ranked seventh in the AFC with a 20.1-yard average on 30 kickoff returns in 1989 and was sixth in the conference 6.8-yard average on 21 punt returns. He played in the first nine games with Denver but was waived on Nov. 8. Bell re-signed with the club on Nov. 14 and played in every game thereafter. In postseason play Bell had four kickoff returns for a 25.8 average, including one of 31 yards vs. Pittsburgh (1/7). He has a career total of 104 kickoff returns, tying Floyd Little for the franchise record, and is third with 2,218 yards. Bell was named Denver's special teams most valuable player for the second straight season in 1988. In addition to being one of that unit's leading tacklers, he ranked 10th in the AFC with a 21.2-yard average on 36 kickoff returns. In limited play at running back that year he gained 36 yards on nine carries, and set personal single game highs with seven carries for 30 yards vs. San Diego (9/11). Bell was named the Broncos' MVP on special teams three times last season. In 1987 he returned 15 kickoffs for a 21.5 average and posted six tackles and three knockdown blocks on special teams. He was named special teams MVP twice in a three-game stretch, at Seattle (12/13) and at San Diego (11/29), a game in which he had his first start in the NFL. Bell had 13 rushing attempts for 43 yards that season. He played well for Denver in 1986 as a reserve running back and on special teams. He led the Broncos during the regular season with a 23.1 yard average on 23 kickoff returns, a figure good enough for fourth in the AFC and sixth in the NFL. Bell posted a 42-yard return vs. Cincinnati (11/30) and had

three of 35 yards, including one vs. New England in a divisional playoff game (1/4). For the season, Bell rushed nine times for 17 yards and caught two passes for 10 yards. He joined the Broncos as a rookie free agent in 1986.

COLLEGE: Bell earned honorable mention All-East honors as a senior at Boston College, rushing for 605 yards on 150 carries. His college career totals show 302 carries for 1,209 yards and seven TDs. Bell also caught 50 passes for 508 yards, and was the Golden Eagles' career kickoff return yardage leader with 883 yards on 41 returns. He has a degree in political science.

PERSONAL: Ken and his wife Tammy have a daughter, Tiana Rae (10/19/88), and the family makes its home in Aurora, Colo. At Greenwich (Ct.) HS, he earned two letters in football and one each in track and baseball.

Professional Record

		RUSHING						RECEIVING			
Year	Club	Games	Starts	Att.	Yds.	Avg.	TD	No.	Yds.	Avg.	TD
1986	—Denver ...	16	0	9	17	1.9	0	2	10	5.0	0
1987	—Denver ...	12	1	13	43	3.3	0	1	8	8.0	0
1988	—Denver ...	16	0	9	36	4.0	0	0	0	0.0	0
1989	—Denver ...	15	0	0	0	0.0	0	0	0	0.0	0
TOTALS		59	1	31	96	3.1	0	3	18	6.0	0

Year	Club	KICKOFF RETURNS				PUNT RETURNS			
		No.	Yds.	Avg.	TD	No.	Yds.	Avg.	TD
1986—Denver		23	531	23.1	0	0	0	0.0	0
1987—Denver		15	323	21.5	0	0	0	0.0	0
1988—Denver		36	762	21.2	0	0	0	0.0	0
1989—Denver		30	602	20.1	0	21	143	6.8	0
TOTALS		104	2218	21.3	0	21	143	6.8	0

ADDITIONAL STATISTICS: Fumbled once, 1986; fumbled twice, recovered one fumble, 1987; fumbled twice, recovered one fumble, 1988; fumbled five times, recovered five fumbles, 1989.

No. 32 MELVIN TORRENCE (Mel) BRATTON *Running Back*



Birthdate—February 12, 1965
Birthplace—Miami, Fla.
Residence—Kendall, Fla.
How Acquired—Draft #7, 1989
College—Miami (Fla.)
High School—Northwestern HS, Miami, Fla.
Height—6-1
Weight—225
Pro Year—2nd
Year with Broncos—2nd

Mel Bratton had an impressive rookie season with Denver in 1989, moving into the starting fullback position in week 14 of the campaign. He rushed 30 times for 108 yards and a score in the regular season, with highs of six carries, 19 yards, and a long run of nine yards all coming in the season finale at San Diego (12/24). Bratton also caught 10 passes for 69 yards and three touchdowns, including one on a 17-yard pass from Bobby Humphrey at Phoenix (12/16), and had eight knock-down blocks on special teams. In postseason play Bratton rushed five times for seven yards and scored two touchdowns vs. Pittsburgh (1/7). He also had two receptions for 21 yards. Denver's sixth-round pick in the 1989 draft, Bratton was originally drafted in the sixth round of the 1988 draft by

Miami. He did not sign with the Dolphins and subsequently entered the 1989 draft.

COLLEGE: Bratton was a two-year starter and four-year letterman at the University of Miami (Fla.) from 1984-87. He finished his college career with 1,417 yards on 319 carries and was the Hurricanes' all-time leading touchdown score with 32. He suffered torn ligaments and cartilage in his left knee in the 1988 Orange Bowl and following surgery, he spent over a year rehabilitating the injury.

PERSONAL: Mel is single and resides in the offseason in Kendall, Fla. A native of Miami, Fla., he attended Northwestern HS there, lettering three times in football and four times in track. He earned several football All-America honors as a senior after rushing for 896 yards on 96 carries. His track accomplishments include capturing two state titles in high hurdles and setting a state record in the triple jump (49'5"). Mel has a degree in business management from Miami, with a minor in drama. He has plans for a career in stage or comedy after his football career. He has taken an active role in the "Say No To Drugs" program and has worked with associations battling muscular dystrophy and sickle cell anemia. Mel lists acting, dancing, and listening to music as hobbies.

Professional Record

Year	Club	Games	Starts	RUSHING				RECEIVING			
				No.	Yds.	Avg.	TD	No.	Yds.	Avg.	TD
1989—Denver	...	16	3	30	108	3.6	1	10	69	6.9	3
TOTALS	16	3	30	108	3.6	1	10	69	6.9	3

No. 34 TYRONE SCOTT BRAXTON

Safety



Birthdate—December 12, 1964
Birthplace—Madison, Wis.
Residence—Madison, Wis.
How Acquired—Draft #12, 1987
College—North Dakota State
High School—James Madison Memorial HS, Madison, Wis.
Height—5-11
Weight—185
Pro Year—4th
Year with Broncos—4th

Tyrone Braxton had a tremendous season in 1989, playing cornerback for the first time in his career. He started every game for the Broncos and ranked sixth in the AFC with a team-leading six interceptions, while also pacing Denver's defense with 14 passes defended. In regular season play Braxton posted 77 first hits, 34 assists, two forced fumbles, and two fumble recoveries. He helped set the tone for the Broncos' defensive resurgence last season when on opening day vs. Kansas City (9/10) he intercepted a pass on the Chiefs' first play from scrimmage and returned it for 34 and a touchdown. Braxton set up a Denver touchdown with a 35-yard fumble return against Washington (11/20), and racked up 12 tackles and an interception at Seattle (10/22). He had a good season in 1988 as one of the leaders on Denver's special teams and as a reserve defensive back. Braxton closed out that campaign with 39 total tackles, five passes defended, two interceptions, a fumble recovery, and a quarterback sack. In 1987 he played in the final two regular season games and all three post-season contests, spending the first 13 weeks of the season on injured reserve with a shoulder injury suffered in the preseason.

Primarily a special teams player in the regular season, he posted three first hits and two assists in the postseason, and was named Denver's special teams most valuable player for his performance in the divisional playoff game vs. Houston (1/10). He was Denver's 12th-round draft pick in 1987, the second to last player taken.

COLLEGE: Braxton was a defensive back and punt return specialist at North Dakota State, earning all-conference honors as a senior after posting 128 tackles, an interception, and two fumble recoveries. As a junior he led the conference with five interceptions and a punt return average of 15.0, earning him second-team all-conference honors. Braxton was a member of the North Central Conference champion outdoor 400-meter relay squad that competed in the national championship.

PERSONAL: Tyrone is single and resides in Madison, Wis. A native of Madison, he attended James Madison Memorial HS there, and was named all-conference in football as a senior. He lettered twice each in football and basketball and once in track. Tyrone majored in physical education and enjoys fishing in his spare time. In the past he has had a job as a gravedigger. Tyrone is a relative of the late Jim Braxton, who was an offensive lineman for the Buffalo Bills.

Professional Record

Year	Club	Games	Starts	INTERCEPTIONS				
				No.	Yds.	Avg.	TD	
1987—Denver	2	0	0	0	0.0	0	
1988—Denver	16	0	2	6	3.0	0	
1989—Denver	16	16	6	103	17.2	1	
TOTALS	34	16	8	109	13.7	1	

ADDITIONAL STATISTICS: Recovered one fumble, 1988; recovered two fumbles, 1989.

QUARTERBACK SACKS: 1988 (1).

No. 56 MICHAEL BROOKS

Linebacker



Birthdate—March 2, 1964
Birthplace—Ruston, La.
Residence—Ruston, La.
How Acquired—Draft #3, 1987
College—Louisiana State
High School—Ruston HS, Ruston, La.
Height—6-1
Weight—235
Pro Year—4th
Year with Broncos—4th

Michael Brooks started every game for Denver in 1989, his first campaign as a fulltime starter at the left outside spot. In regular season play he had 66 first hits, 57 assists, two passes defended, two fumble recoveries, a forced fumble, and a quarterback sack. Brooks had a big game vs. Philadelphia (10/29) with nine first hits and seven assists, a total of 16 tackles that was the high for Bronco defenders in 1989. At Buffalo (9/18), he tackled Jamie Mullen in the endzone for a safety. Brooks has played in 44 consecutive regular season games, a streak ranked sixth among active Broncos, and is fourth on the team with 20 consecutive starts. He entered Denver's starting lineup late in the 1988 campaign, starting the final four games at the right outside linebacker spot. At linebacker he had 39 first hits, 10 assists, a pass defended, and a fumble recovery that year, and on special teams he tied for the team lead

with 10 knockdown blocks. In 1987 Brooks played primarily on special teams but saw increased action at linebacker in the latter part of the season. Brooks had a 16-yard sack in his only play from scrimmage in the season opener vs. Seattle (9/13) and finished the regular season with five first hits, three assists, and a fumble recovery. He recorded five first hits in the postseason. Brooks came to Denver as the team's third-round draft choice and successfully rehabilitated a knee injury suffered in his senior season at college.

COLLEGE: Brooks was regarded by many as one of the premier linebackers in the country while at Louisiana State, earning numerous honors. A Playboy and Sporting News preseason All-America selection in 1986, he suffered a season-ending knee injury in the third game of the campaign, and after surgery he sat out the rest of the season. As a junior he earned numerous first team All-American honors and finished third in the voting for the Butkus Award, given annually to the nation's top linebacker. Brooks moved into the Tigers' starting lineup in the fourth game of his freshman season.

PERSONAL: Michael is single and resides in his hometown of Ruston, La., where he played only two years of football at Ruston HS, but was selected each season as Quad-A all-state and All-South by the Orlando (Fla.) Sentinel. He is the youngest of 13 children.

Professional Record

GAMES PLAYED: 1987 (12); 1988 (16).

GAMES STARTED: 1987 (0); 1988 (4).

QUARTERBACK SACKS: 1987 (1), 1989 (1). Total — 2.

ADDITIONAL STATISTICS: Recovered one fumble, 1987; recovered one fumble, 1988; recovered two fumbles and recorded a safety, 1989.

No. 92 ALPHONSO CARREKER

Defensive End



Birthdate—May 25, 1962

Birthplace—Columbus, Ohio

Residence—Marietta, Ga.

How Acquired—Plan B, 1989

College—Florida State

High School—Marion Franklin HS, Columbus, Ohio

Height—6-6

Weight—272

Pro Year—7th

Year with Broncos—2nd

Alphonso Carreker turned in a strong performance for the Broncos in 1989, starting every game at the left defensive end spot. Along with five and one-half quarterback sacks, he posted 36 first hits, 29 assists, three forced fumbles, and a pass defended during the regular season. At Kansas City (11/12), Carreker sacked Chief quarterback Steve Pelluer, who fumbled, and Denver's Greg Kragen returned the ball for a touchdown. Carreker had five tackles, one and one-half sacks, a pass defended, and a forced fumble, vs. the New York Giants (12/10). He came to the Broncos in March 1989 under the terms of the NFL's Plan B free agency system. He played with Green Bay from 1984-88 and has totaled 19.5 career quarterback sacks. He was the Packers' first round pick and the 12th player taken overall in the 1984 draft. He played in 14 games as a rookie, starting four times, and registered 32 tackles and four sacks en route to consensus NFL All-Rookie honors. Carreker started 14 games in 1985 and was named NFC Defensive Player of the Week

for his performance against Tampa Bay, when he posted four sacks during a 13-inch snowstorm. He set a career high that season with eight quarterback sacks. Carreker started every game in 1986 and 1987 and in 1988 Carreker played in 14 games, starting 11, but was hampered throughout the season by a knee injury.

COLLEGE: Carreker was a three-year starter on the defensive line at Florida State, where he was known as the "Secretary of Defense." He led the Seminoles in sacks in 1982 and 1983 and was selected to play in the East-West Shrine Game and the Japan Bowl following his senior season.

PERSONAL: Alphonso and his wife Kimberly have a son, Alphonso Cameron II (8/15/88), and the family makes it home in Marietta, Ga. A native of Columbus, Ohio, Alphonso attended Marion Franklin HS there and was an all-state selection in both football and basketball. He has a degree in criminology and enjoys basketball, bike riding, fishing, going to the movies, and music.

Professional Record

GAMES PLAYED: 1984 (14), 1985 (16), 1986 (16), 1987 (12), 1988 (14), 1989 (16).

GAMES STARTED: 1984 (4), 1985 (14), 1986 (16), 1987 (12), 1988 (11), 1989 (16).

QUARTERBACK SACKS: 1984 (4), 1985 (8), 1986 (3½), 1987 (4), 1989 (5½). Total — 25.

ADDITIONAL STATISTICS: Recovered two fumbles, 1986; intercepted one pass for six yards, 1987; recovered one fumble, 1988.

No. 29 DARREN RUSSELL CARRINGTON

Cornerback



Birthdate—October 10, 1966

Birthplace—New York City, N.Y.

Residence—Denver, Colo.

How Acquired—Draft #5, 1989

College—Northern Arizona

High School—James Monroe HS, New York City, N.Y.

Height—6-1

Weight—189

Pro Year—2nd

Year with Broncos—2nd

Darren Carrington will compete for increased playing time in Denver's secondary in 1990. He played primarily on special teams in every game last year, but saw more time in the defensive backfield in the latter stages of the campaign. One of the Broncos' leaders on special teams, he had eight tackles, eight assists, and six knockdown blocks. On defense Carrington posted 11 first hits, five assists, and a pass defended, and he had his first interception as a pro in the regular season finale at San Diego (12/24). In regular season play Carrington returned six kickoffs for a 25.3-yard average, including a 68-yard return of the opening kickoff at Kansas City (11/12). He had eight kickoff returns for an average of 24.6 yards in the postseason and set Denver postseason records against San Francisco in Super Bowl XXIV (1/28) with six kickoff returns for 146 yards. He joined the Broncos as the club's fifth-round draft choice.

COLLEGE: Carrington was a two-year starter at defensive back at Northern Arizona. As a senior he was honored as a first-team Division 1-AA All-American and All-Big Sky Conference selection. He scored on a 99-yard kickoff return in his final game with the Lumberjacks. Carrington began his career at the University of Pittsburgh.

PERSONAL: Darren has a daughter, DiArra (12/31/89), and he

resides in Denver. A native of the Bronx area of New York City, he was a four-sport standout at James Monroe HS there, lettering in football, basketball, baseball and track. Darren was a hotel and restaurant management major at Northern Arizona.

Professional Record

Year	Club	INTERCEPTIONS				KICKOFF RETURNS			
		Games	Starts	No.	Yds.	Avg.	TD	No.	Yds.
1989—Denver...		16	0	1	2	2.0	0	6	152
TOTALS		16	0	1	2	2.0	0	6	152

ADDITIONAL STATISTICS: Fumbled once, returned one punt for no yards, 1989.

No. 26 KIP ALAN CORRINGTON

Safety



Birthdate—April 12, 1965
Birthplace—Ames, Iowa
Residence—Denver, Colo.
How Acquired—Trade with Detroit, 1988
College—Texas A&M
High School—A&M Consolidated HS, College Station, Tex.
Height—6-0
Weight—175
Pro Year—2nd
Year with Broncos—2nd

Kip Corrington had a good season in 1989, playing in every game on special teams and as a reserve free safety. He tied for second on the team with 13 special teams tackles, and on defense he had 17 first hits, nine assists, five passes defended, and a forced fumble. Corrington had his first interception as a pro against San Diego (10/8), thwarting the Chargers' final comeback bid. He also set up a Denver field goal with an interception in the fourth quarter of the AFC Championship Game vs. Cleveland (1/14). Corrington suffered knee and shoulder injuries in the 1988 preseason and spent the entire campaign on injured reserve. He was Detroit's first pick in the ninth round of that year's draft, but did not sign with the Lions and was subsequently traded to Denver.

COLLEGE: Corrington received numerous honors during his five years at Texas A&M, including many Academic accolades. A three-time GTE Academic All-America selection with a 3.97 grade point average, Corrington was selected for National Football Foundation and Hall of Fame honors, ranking number one in his class at the College of Liberal Arts. As a senior he was a third-team All-American (AP) and a first-team All-Southwest Conference pick (AP, Houston Post). His 1987 honors also included first-team GTE Academic All-American, GTE Academic Player of the Year, and an Anson Mount Scholar Athlete award. In 1986 Corrington earned first-team All-SWC, honorable mention All-America, and first team Academic All-SWC and GTE/CoSIDA All-America honors. As a sophomore he was first-team Academic All-America and ranked second in the conference with five interceptions. He was a reserve free safety in 1984 after a redshirt freshman campaign.

PERSONAL: Kip and his wife Pam have a daughter, Calyste (1/14/89), and the family makes its offseason home in Denver. A native of Ames, Iowa, Kip was all-district in football, basketball, and track at A&M Consolidated HS in College Station, Tex., and he earned four prep letters in each sport. As a senior he was credited

with 76 tackles and made Texas Football's Top 95 list. Kip has a degree in philosophy from Texas A&M.

Professional Record

Year	Club	Games	Starts	INTERCEPTIONS			Avg.	TD
				No.	Yds.			
1988—Denver				Injured reserve				
1989—Denver		16	0	1	8		8.0	0
TOTALS		16	0	1	8		8.0	0

No. 58 ALSTON SCOTT (Scott) CURTIS

Linebacker



Birthdate—December 26, 1964
Birthplace—Burlington, Vt.
Residence—Dover, N.H.
How Acquired—Plan B, 1989
College—New Hampshire
High School—Lynnfield HS, Lynnfield, Mass.
Height—6-1
Weight—230
Pro Year—3rd
Year with Broncos—2nd

Scott Curtis turned in a strong performance as a back-up linebacker and on Denver's special teams. He led that unit with 16 tackles in addition to posting five assists and four knock-down blocks. Curtis saw increased action at linebacker in the latter stages of the regular season, and closed out the campaign with 12 first hits and 11 assists. Curtis was the first player in 1989 to sign with the Broncos under the terms of the NFL's Plan B system, coming to Denver from Philadelphia. He played primarily on special teams in 1988 with Philadelphia, joining the Eagles as a rookie free agent. Bronco coaches are impressed with Curtis's speed and strength.

COLLEGE: Curtis earned second-team All-East Coast Athletic Conference honors and his team's Unsung Hero Award at the University of New Hampshire. He was a four-year letterman and a starter in his final three seasons, leading the Wildcat defense in tackles in both his junior and senior campaigns.

PERSONAL: Scott is single and makes his offseason home in Highlands Ranch, Colo. Born in Burlington, Vt., he was raised in Lynnfield, Mass., and attended Lynnfield HS. A communications major in college, Scott enjoys fishing and skiing.

Professional Record

GAMES PLAYED: 1988 (16), 1989 (16).

No. 55 RICK STEVEN DENNISON

Linebacker



Birthdate—June 22, 1958
Birthplace—Kalispel, Mont.
Residence—Louisville, Colo.
How Acquired—FA, 1982
College—Colorado State
High School—Rocky Mountain HS,
 Fort Collins, Colo
Height—6-3
Weight—220
Pro Year—9th
Year with Broncos—9th

Rick Dennison turned in another strong performance in 1989 as one of Denver's starting inside linebackers. He played in 15 regular season games and started 11 times, alternating starts with Marc Munford in the second half of the campaign. He was on the Broncos' inactive list for the game against the Raiders (12/3). In regular season play Dennison registered 45 first hits, a team-high 61 assists, two forced fumbles, one and one-half sacks, an interception, and a fumble recovery. He was Denver's 1989 nominee for the Ed Block Memorial Award For Courage. Dennison started every game for Denver in 1988, nine at the left inside spot and seven at right inside linebacker, subbing for the injured Karl Mecklenburg. Additionally, he remained one of the Broncos top special teams players. Dennison finished second on the team in total tackles with 133, with 86 first hits and 47 assists. He led the team with three opponent fumble recoveries and also forced a fumble, broke up two passes, had an interception, and shared a quarterback sack. Dennison posted nine or more tackles in six games, including 14 at New Orleans (11/20) and 13 at Indianapolis (10/31). He was named Denver's special teams MVP for his performance vs. Atlanta (10/16). He continued his fine play as a reserve linebacker and on special teams in 1987. He was named Denver's defensive MVP in the divisional playoff game against Houston (1/10) after registering a team-leading eight first hits, two assists, and a quarterback harassment. Dennison closed out regular season play with 22 first hits, eight assists, two passes defended, a forced fumble, and the second interception of his career. Dennison proved again to be a valuable member of the Broncos' special teams, leading that unit with 12 knock-down blocks. Dennison recorded his first interception as a pro in 1986 against the Raiders in Los Angeles (11/2), halting the final Raider drive. That year Dennison posted 30 total tackles, a sack, a forced fumble, and a pass defended, and he started twice during the campaign. He led Denver's special teams unit with 11 tackles and also had 8½ knock-down blocks. He started seven games in 1985 and also saw considerable playing time as a reserve linebacker over the latter portion of the campaign. He posted 25 tackles and was credited with a forced fumble that year. Dennison suffered a sprained ankle against Miami (9/29) and missed the next game, the first time in his professional career that he failed to appear in a game. He had an excellent season in 1984, recording 164 tackles and three sacks in his first season as a full-time starter at the left inside linebacker spot. Dennison has been cited by Denver coaches for his excellent qualities of intelligence and leadership, as well as for his ability to play all four linebacker positions. Dennison had a free agent tryout with the Buffalo Bills in 1980 and with Denver the following year, finally joining the Broncos after the Bills again cut him just prior to the start of 1982 regular season play.

COLLEGE: Rick was a second team Academic All-American at Colorado State University, where he played tight end for the Rams

from 1976-79, graduating with a degree in civil engineering. He earned three letters at CSU.

PERSONAL: Rick and his wife Debbie have two sons, Joseph (4/15/87) and Steven (3/5/89), and the family makes its home in Louisville, Colo. Rick works during the offseason at Martin Marietta Co. in south Denver. Rick is a native of Kalispel, Mont., and graduated from Rocky Mountain HS in Fort Collins, Colo., where he lettered twice each in football, basketball, and baseball. He received a master's degree in civil engineering in the spring of 1982, specializing in fluid mechanics. Rick likes fishing and music.

Professional Record

Year	Club	Games	Starts	INTERCEPTIONS			
				No.	Yds.	Avg.	TD
1982	—Denver	9	0	0	0	0.0	0
1983	—Denver	16	1	0	0	0.0	0
1984	—Denver	16	15	0	0	0.0	0
1985	—Denver	15	7	0	0	0.0	0
1986	—Denver	16	2	1	5	5.0	0
1987	—Denver	12	0	1	10	10.0	0
1988	—Denver	16	16	1	29	29.0	0
1989	—Denver	15	11	1	1	1.0	0
TOTALS.....		115	52	4	45	11.3	0

ADDITIONAL STATISTICS: Returned two kickoffs for 27 yards, 1984; forced one fumble, 1986; forced one fumble, 1987; recovered three fumbles and forced one fumble, 1988; forced two fumbles, recovered one fumble, 1989.

QUARTERBACK SACKS: 1984 (3), 1986 (1), 1988 (½), 1989 (1½). Total - 6.

No. 7 JOHN ALBERT ELWAY

Quarterback



Birthdate—June 28, 1960
Birthplace—Port Angeles, Wash.
Residence—Aurora, Colo.
How Acquired—Trade with Baltimore, 1983
College—Stanford
High School—Granada Hills HS,
 Los Angeles, Calif.
Height—6-3
Weight—215
Pro Year—8th
Year with Broncos—8th

John Elway in 1989 led Denver to its third AFC Championship in four years, and became the first player in NFL history to pass for over 3,000 yards and rush for over 200 yards in a fifth consecutive season. In regular season play last year he completed 223 of 416 passes for 3,051 yards, with 18 touchdowns and 18 interceptions, and he rushed for 244 yards on 48 carries, scoring three times. He had one 300-yard passing game in the regular season, throwing for 344 yards and two touchdowns in Denver's overtime win at Seattle (10/22), and he rushed for 30 or more yards five times. Elway sat out the week 11 game at Washington (11/20) with the flu. He had passing totals of 1,000 yards, eight TDs, and just four interceptions in the final five weeks of the season. He led Denver to a 38-0 halftime lead against Seattle (11/26) after passing for 217 yards and four TDs, and threw for 292 yards and a score against the Giants (12/10). In the divisional playoff game vs. Pittsburgh (1/7) Elway completed 12 of 20 passes for 239 yards, including a 51-yard pass to WR Mark Jackson and a 37-yard scoring toss to WR Vance Johnson, and he ran for 44 yards, including a

32-yard jaunt. He had one of the best performances of his career the following week vs. Cleveland (1/14), totaling over 300 yards of total offense for the third time in an AFC Championship Game. Against the Browns he completed 20 of 36 passes for 385 yards and three touchdowns. He combined with WR Michael Young on a 70-scoring play, completed a 43-yard pass to RB/WR Steve Sewell and a 39-yard TD pass to RB Sammy Winder, and gained 25 of his 39 rushing yards on one play. That performance marked the 15th time in his career that he passed for over 300 yards and the 25th time that he combined for over 300 yards rushing and passing. Denver is 17-7-1 in those games. In Super Bowl XXIV (1/28) Elway completed 10 of 26 passes for 108 yards and scored Denver's only TD of the game on a three-yard run.

Elway now has a 70-37-1 (.653) overall record as a starting NFL quarterback, but can claim a 66-31-1 (.679) record, including play-offs, since he became the Broncos' permanent starter in the first game of 1984. In the last six seasons (1984-89) Elway has directed his club to more regular season (60) and over all (66) wins than any other NFL QB. He has started 81 of the last 83 regular season games for Denver and in that period has been 34-8 (.810) at home and 19-20-1 (.488) on the road. Elway has career figures of 21,195 passing yards and 1,675 rushing yards for 22,870 yards of total offense. He holds or is tied for 16 Denver records, including most touchdown passes (120), highest average per rush (4.72), and lowest interception percentage (.037). Elway's rushing total of 1,675 yards is seventh in team history, just 13 yards behind Gerald Willhite's total on the all-time list. Additionally, his total on the ground ranks 14th among all-time NFL quarterbacks.

His high regular season rushing total of 51 yards came against the New York Giants (11/23/86), and he had 56 yards rushing in the 1986 AFC Championship Game at Cleveland (1/11/87).

Elway in 1988 threw for 3,309 yards and rushed for 234 yards, despite being bothered during the season by several nagging injuries. Elway strained his shoulder throwing a 30-yard, cross-field pass to Vance Johnson in the final preseason game vs. Indianapolis (8/25), and was troubled by that injury throughout the regular season. He also suffered a sprained ankle and knee vs. Atlanta (10/16) and failed to suit up the following week for the first time since Oct. 1984. In 1988 he was voted Denver's Most Valuable Offensive Player by his teammates for the fourth straight season, sharing that year's honor with running back Sammy Winder, following a campaign in which he completed 274 of 496 passes, a .552 percentage, and threw 17 touchdown passes and 19 interceptions. He finished second among all AFC quarterbacks in rushing after pacing the group in the previous four seasons. Elway turned in a gritty performance vs. the Rams (11/27) as he completed 21 of 36 passes for 272 yards and three touchdowns and added 42 yards rushing, including a 21-yard run that set up his only rushing TD of the campaign. The next week in Los Angeles against the Raiders (12/4) he had his only 300-yard passing game of the 1988 season, completing 29 of 49 passes for 324 yards and two scores. He was also dynamic in the Broncos' 30-7 victory over Cleveland as he completed 70% of his passes (21 of 30) for 207 yards and two scores and rushed for 34 yards. Elway and wide receiver Vance Johnson combined for an 86-yard gain at home vs. the Raiders (9/26), tying the team record for longest non-scoring pass play.

Elway was named as the NFL's Most Valuable Player (AP) and the starting quarterback for the AFC in the Pro Bowl after turning in another tremendous season in 1987, a campaign in which he became the first AFC signalcaller since Terry Bradshaw (1978-79) to lead his club to consecutive conference championships. He was named All-NFL (The Sporting News, NEA, AP-second team) and All-AFC (UPI, Pro Football Weekly, The Football News), in addition to being tabbed as the AFC MVP (NFLPA), AFC Player of the Year (The Football News), AFC Offensive Player of the Year (UPI, Kansas City

101 Club), and Colorado Pro Athlete of the Year (Colorado Sports Hall of Fame). Elway had another excellent performance in the AFC Championship Game win over Cleveland, completing 14 of 26 passes for 281 yards and three TDs, also rushing 11 times for 36 yards. In Super Bowl XXII he completed 14 of 38 passes for 257 yards, ran for 32 on three carries, and became the first quarterback in Super Bowl history to catch a pass, a 23-yard reception from Steve Sewell. Elway's 56-yard TD strike to Ricky Nattiel on Denver's first play from scrimmage provided the earliest TD in Super Bowl history (elapsed time of 1:57). He was named by his teammates as Denver's offensive MVP for the third straight season and had his third straight 3,000-yard campaign, completing 224 of 410 passes for 3,198 yards, an average of 266.5 per game, with 19 TD passes. He had at least one TD pass in 10 of his 12 appearances, including one stretch in which he threw a TD pass in nine straight games. He had four 300-yard games, a team record. Elway that year led all AFC quarterbacks in rushing for the fourth straight season and was second on the team with a career-high 304 yards, scoring four times. He rushed for over 20 yards eight times in 1987, including a 42-yard, two-TD performance vs. Detroit (11/1). Elway brought Denver back from a 4-3-1 record to the top spot in the AFC West over a brilliant six-game stretch in which he threw for 1,823 yards and 12 TDs while rushing for 140 yards and a score, leading the Broncos to five wins.

Elway had an outstanding season in 1986, leading the Broncos to the AFC championship and an appearance in Super Bowl XXI, earning his first Pro Bowl appearance. He was honored with the Seattle Gold Helmet Award (Professional Football Player of the Year) and received the King of the Hill award from the Colorado Sports Hall of Fame, in addition to earning All-NFL honorable mention (AP) and All-AFC second team citation (UPI). Along with his 18 TD passes in 1986, Elway also scored on an 11-yard run and a 23-yard pass reception (that TD reception came from Steve Sewell on opening day vs. the Los Angeles Raiders and is the longest TD catch by a fulltime quarterback in NFL history). His best statistical game of the season came against the Giants (11/23) when he completed a career-high 29 of 47 passes for 336 yards, also leading the team in rushing that day with 51 yards, also a career high. In 1986 Elway directed one of the greatest drives in NFL postseason history in pacing Denver to a 23-20 overtime win over the Cleveland Browns for the AFC title. He completed 22 of 38 for 244 yards and one TD at Cleveland, the scoring pass being a five-yard strike that capped a 15-play, 98-yard drive that tied the contest at the end of regulation play. Then in overtime he took the Broncos on a nine-play, 60-yard drive that resulted in the winning field goal. In Super Bowl XXI Elway completed 22 of 37 passes for 304 yards and one TD, also scoring once on a 10-yard run. In the last four campaigns Elway has directed the Broncos to four of the five best seasons in franchise history, including three divisional titles, two AFC championships, and regular season win totals of 13, 11, 11, and 10 (with one tie).

Elway took some spectacular steps forward in 1985, as the Stanford graduate rewrote the Denver record book. Elway set Bronco single season records for attempts (605, which led the NFL) and fell just four passes short of the all-time record of 609 held by Dan Fouts, completions (327, second in the NFL), passing yards (3,891, second in the NFL), total rushing and passing plays (656, which led the NFL), and total offense (4,144, which led the NFL). Elway finished the season with a streak of seven consecutive games in which he threw at least one TD pass. His 22 scoring passes marked the team's second best single season figure ever. In 1985 he set personal single-game highs in attempts (50 vs. San Diego, 11/17), yards (432 at Seattle, 12/20), and interceptions (five vs. Kansas City, 12/14).

He led the Broncos to a 12-2 record in his 14 1984 regular

season starts, finishing eighth among AFC passers. Not only was Elway's passing a factor in his leadership of the offense, but he finished third on the team in rushing with 237 yards. Elway tied the franchise record with five scoring passes in a single game (vs. Minnesota on 11/18/84). In the team's final regular season game at Seattle, he gained 43 yards on nine carries in pacing Denver to the division title. Elway was not able to start two games due to injury and sat out one altogether (10/28 at Los Angeles Raiders).

Elway started 10 games overall in 1983, including the first five before being replaced by Steve DeBerg and five more after DeBerg was injured at Seattle (11/6). Elway did not have impressive stats as a rookie, finishing 17th among AFC passers, but he carried a tremendous emotional burden all season, having come into the NFL as the most publicized college prospect since Joe Namath in 1965. Elway was the first player selected in the 1983 NFL draft and joined the Broncos by trade on 5/2/83. An exceptional pure passer, his talents were honed by the pro-style offense employed by Stanford.

COLLEGE: John concluded his college career with five major NCAA Division 1-A records and nine major Pac-10 marks. Elway completed 62.1 percent of his career passes (774 of 1,243, both NCAA highs) for 9,349 yards and 77 touchdowns, while setting an NCAA record for the lowest percentage of passes intercepted in a career (3.13 percent). As a senior, John was a consensus All-American and finished second in Heisman Trophy balloting while setting virtually every Pac-10 and Stanford career record for total offense and passing. In 1982 he passed for over 2,500 yards for an NCAA record third straight season capping his career as the East-West Shrine Offensive Player of the Game. As a junior Elway received All-America recognition and was named All-West Coast first team by UPI. John was the first sophomore ever named Pac-10 Player-of-the-Year and also the first sophomore ever named a first team All-American (The Sporting News). He compiled amazing 1980 statistics, completing 65.4 percent of his attempts for 2,889 yards and 27 TDs. A two-sport star, John played baseball for the New York Yankees' Oneonta (N.Y.) single-A farm club in 1982, hitting for a .318 average and knocking in a team-high 24 runs batted in. He was the Yankees' first selection in the 1981 summer draft. He hit .349 with nine homers and 50 RBI in 49 games in his final college baseball season as a sophomore. Elway has a degree in economics from Stanford.

PERSONAL: John and his wife Janet have a daughter, Jessica Gwen (10/17/85), and Jordan Marie (6/1/87), and a son, Jack (8/11/90). The family makes its home in Aurora, Colo. In 1988 John started The Elway Foundation, a non-profit foundation designed to help Colorado residents, with special emphasis given to individuals and groups whose needs are not met by traditional agencies, including those supporting the youth of Colorado. He is a member of the Mayor's Council on Physical Fitness and is Chairman of the National Kidney Foundation for the Rocky Mountain Region. A native of Port Angeles, Wash., Elway was the most highly recruited prep athlete in the nation in 1979 and was listed on Parade, Scholastic Coach, Football News, and National Coaches Association All-America teams. He had an unparalleled football-baseball career at Granada Hills HS. John was 129 of 200 for 1,837 yards and 19 TDs as a senior, while leading the baseball team to the Los Angeles City championship with a .491 batting average and a 4-2 pitching record. He completed 60 percent of his high school passes for 5,711 yards and 49 TDs. The Kansas City Royals selected him in the 1979 summer draft, although he already had signed a national letter of intent with Stanford. John's father, Jack, coached his son in the East-West Shrine contest in which John earned Offensive MVP laurels.

Professional Record

Year	Club	PASSING						
		Games	Starts	Att.	Comp.	Pct.	Yds.	TD
1983	—Denver	11	10	259	123	47.5	1,663	7
1984	—Denver	15	14	380	214	56.3	2,598	18
1985	—Denver	16	16	605	327	54.0	3,891	22
1986	—Denver	16	16	504	280	55.6	3,485	19
1987	—Denver	12	12	410	224	54.6	3,198	19
1988	—Denver	15	15	496	274	55.2	3,309	17
1989	—Denver	15	15	416	223	53.6	3,051	18
TOTALS		100	98	3,070	1,665	54.2	21,195	120

RUSHING

Year	Club	Att.	Yds.	Avg.	TD
1983	—Denver	28	146	5.2	1
1984	—Denver	56	237	4.2	1
1985	—Denver	51	253	5.0	0
1986	—Denver	52	257	4.9	1
1987	—Denver	66	304	4.6	4
1988	—Denver	54	234	4.3	1
1989	—Denver	48	244	5.1	3

TOTALS..... 355 1,675 4.7 11

ADDITIONAL STATISTICS: Fumbled six times and recovered three fumbles for minus one yard, 1983; fumbled 14 times and recovered seven fumbles, 1984; fumbled seven times and recovered three fumbles, 1985; fumbled seven times and recovered one fumble for minus four yards, caught one pass for 23 yards and a touchdown, 1986; fumbled twice, punted once for 31 yards, 1987; fumbled seven times, recovered five fumbles, punted three times for 117 yards, 1988; fumbled nine times, recovered two fumbles, and punted once for 34 yards.

JOHN ELWAY GAME-BY-GAME

(Denver victories asterisked)

OPPONENT	ATT	COMP	YDS	PCT	TD	INT	SACKED/ YDS LOST
1983							
at Pittsburgh*	(S) 8	1	14	.125	0	1	4/26 Inj. elbow
at Baltimore*	(S) 21	9	106	.429	0	0	3/19 Inj. elbow/ shoulder
vs Philadelphia	(S) 33	18	193	.545	1	2	3.17
vs LA Raiders	(S) 11	6	71	.545	0	1	2/20 Concussion
at Chicago	(S) 10	4	36	.400	0	1	3/25
at Houston*							DID NOT PLAY
vs Cincinnati*							DID NOT PLAY
vs San Diego*							DID NOT PLAY
vs Kansas City*							DID NOT PLAY
at Seattle	15	8	134	.553	1	0	2/17 DeBerg injured
at LA Raiders	(S) 31	11	190	.355	0	1	2/21
vs Seattle*							DID NOT PLAY
at San Diego	(S) 28	14	147	.500	0	3	4/35
vs Cleveland*	(S) 24	16	284	.667	2	1	0/0
vs Baltimore*	(S) 44	23	345	.523	3	0	5/38
at Kansas City	(S) 34	13	143	.382	0	4	0/0
at Seattle	15	10	123	.667	0	1	0/0 AFC Wild Card
1984							
vs Cincinnati*	(S) 13	8	127	.615	1	1	1/4 Inj. shoulder
at Chicago	3	2	11	.667	0	1	0/0 Limited Play
at Cleveland*	(S) 35	15	170	.429	2	1	1/6
vs Kansas City*	(S) 29	17	172	.586	0	2	4/15
vs LA Raiders*	(S) 26	14	139	.538	0	1	2/18
at Detroit*	(S) 22	16	210	.727	1	1	3/31
vs Green Bay*	(S) 20	11	101	.550	0	1	0/0
at Buffalo*	(S) 23	12	148	.552	2	0	1/1
at LA Raiders*							DID NOT PLAY
vs New England*	(S) 40	26	315	.650	3	1	3/24
at San Diego*	(S) 35	19	188	.543	0	0	3/11
vs Minnesota*	(S) 19	16	218	.842	5	0	0/0
vs Seattle	(S) 27	15	275	.556	2	1	2/17
at Kansas City	(S) 36	16	183	.444	1	1	3/19
vs San Diego*	(S) 31	18	193	.581	0	1	1/12
at Seattle*	(S) 21	9	148	.429	1	4	0/0
vs Pittsburgh	(S) 37	19	184	.513	2	2	4/37 AFC Divisional Playoff

OPPONENT ATT COMP YDS PCT TD INT SACKED/
YDS LOST

1985

at LA Rams	(S)	38	18	229	.474	2	1	2/15
vs New Orleans*	(S)	43	28	353	.651	4	1	3/26
at Atlanta*	(S)	38	19	291	.500	3	2	2/11
vs Miami	(S)	37	18	250	.486	0	1	3/24
vs Houston*	(S)	35	17	256	.486	3	3	2/15
at Indianapolis*	(S)	36	17	239	.472	0	1	2/16
vs Seattle*	(S)	43	22	166	.512	0	0	4/23
at Kansas City*	(S)	20	13	116	.650	0	0	2/5
at San Diego	(S)	35	20	222	.571	0	2	4/45
vs San Francisco*	(S)	42	20	215	.476	2	1	0/0
vs San Diego*	(S)	50	28	261	.560	1	2	3/21
at LA Raiders	(S)	32	19	164	.594	3	0	4/26
at Pittsburgh*	(S)	41	24	238	.585	1	1	0/0
vs LA Raiders	(S)	36	18	158	.500	1	3	3/38
vs Kansas City*	(S)	37	22	301	.595	1	5	0/0
at Seattle*	(S)	42	24	432	.571	1	0	5/47

1986

vs LA Raiders*	(S)	35	21	239	.600	2	0	2/18
at Pittsburgh*	(S)	38	21	243	.553	3	0	1/8
at Philadelphia*	(S)	12	7	96	.583	1	0	3/25
vs New England*	(S)	34	18	188	.529	1	1	1/5
vs Dallas*	(S)	24	12	200	.500	3	0	1/2
at San Diego*	(S)	34	20	242	.588	1	1	0/0
at NY Jets	(S)	28	13	145	.464	0	1	5/27 Concussion
vs Seattle*	(S)	32	18	321	.563	1	1	0/0
at LA Raiders*	(S)	12	11	141	.916	1	0	2/9
vs San Diego	(S)	31	13	196	.419	0	3	2/12
vs Kansas City*	(S)	29	15	196	.517	0	0	4/34
at NY Giants	(S)	47	29	336	.617	0	2	2/11
vs Cincinnati*	(S)	34	22	228	.647	3	0	1/9
at Kansas City	(S)	42	23	246	.548	1	4	5/43
vs Washington*	(S)	35	20	282	.571	1	0	3/23
at Seattle	(S)	37	20	186	.541	1	0	1/7
vs New England*	(S)	32	13	257	.406	1	2	1/4 AFC Divisional Playoff
vs Cleveland*	(S)	38	22	244	.579	1	1	2/19 AFC Champion- ship Game
vs NY Giants	(S)	37	22	304	.595	1	1	3/26 Super Bowl XXI

1987

vs Seattle*	(S)	32	22	338	.688	4	1	0/0
at Green Bay	(S)	48	30	285	.625	0	3	1/4
vs Houston								NFL Strike
vs LA Raiders*								NFL Strike
at Kansas City								NFL Strike
at Minnesota	(S)	39	22	245	.564	2	1	5/39
vs Detroit*	(S)	30	16	246	.533	1	0	1/9
at Buffalo	(S)	30	13	163	.433	1	0	3/24
vs Chicago*	(S)	40	21	341	.525	3	2	0/0
at LA Raiders*	(S)	29	16	298	.552	1	0	2/22
at San Diego*	(S)	32	21	347	.656	3	1	0/0
vs New England*	(S)	37	17	265	.459	2	1	2/6
at Seattle	(S)	42	21	335	.500	1	2	4/20
vs Kansas City*	(S)	31	18	237	.581	1	0	1/11
vs San Diego*	(S)	20	7	98	.350	0	1	2/12
vs Houston*	(S)	25	14	259	.560	2	1	1/4 AFC Divisional Playoff
vs Cleveland*	(S)	26	14	281	.538	3	1	2/25 AFC Championship
vs Washington	(S)	38	14	257	.368	1	3	5/50 Super Bowl XXII

1988

vs Seattle	(S)	45	21	259	.467	2	2	3/33
vs San Diego*	(S)	28	17	259	.607	2	0	1/0
at Kansas City	(S)	32	15	213	.469	0	2	0/0
vs LA Raiders	(S)	28	14	220	.500	1	4	2/11
at San Diego*	(S)	29	17	184	.586	0	1	4/22
at San Francisco*	(S)	39	21	210	.538	1	2	5/43
vs Atlanta*	(S)	26	16	235	.615	1	0	2/15 Sprained R ankle.
at Pittsburgh								DID NOT PLAY — SPRAINED ANKLE
at Indianapolis	(S)	27	15	158	.556	1	0	3/30
vs Kansas City*	(S)	28	14	183	.500	1	2	1/6
vs Cleveland*	(S)	30	21	207	.700	2	0	0/0
at New Orleans	(S)	36	18	166	.500	0	1	1/9
vs LA Rams*	(S)	36	21	272	.583	3	1	1/9
at LA Raiders	(S)	49	29	324	.592	2	3	3/27
at Seattle	(S)	34	21	270	.618	1	0	4/32
vs New England*	(S)	29	14	149	.483	0	1	0/0

OPPONENT ATT COMP YDS PCT TD INT SACKED/
YDS LOST

1989

vs. Kansas City*	(S)	28	16	150	.571	1	2	0/0
at Buffalo*	(S)	28	15	207	.517	1	2	2/26
vs. LA Raiders*	(S)	23	11	131	.478	2	1	1/18
at Cleveland	(S)	19	6	198	.316	1	1	4/37
vs. San Diego*	(S)	35	19	199	.543	0	1	3/20
vs. Indianapolis*	(S)	25	13	150	.520	0	1	0/0
at Seattle*	(S)	35	18	344	.514	2	0	4/28
vs. Philadelphia	(S)	39	19	278	.487	2	3	7/62
vs. Pittsburgh*	(S)	21	14	261	.667	1	2	3/30
at Kansas City*	(S)	22	11	133	.500	0	1	2/21
at Washington*								DID NOT PLAY — FLU
vs. Seattle*	(S)	19	10	217	.526	4	0	0/0
at LA Raiders	(S)	36	23	197	.639	0	2	3/21
vs. NY Giants	(S)	47	23	292	.489	1	0	1/8
at Phoenix*	(S)	29	20	247	.690	2	2	2/14
at San Diego	(S)	10	5	47	.500	1	0	3/13
vs. Pittsburgh*	(S)	20	12	239	.600	1	1	1/13 AFC Divisional Playoff
vs. Cleveland*	(S)	36	20	385	.556	3	0	1/8 AFC Champion- ship Game
vs. San Francisco	(S)	26	10	108	.385	0	2	4/30 Super Bowl XXIV

PASSING

YEARLY TOTALS	ATT.	COMP.	PCT.	YDS.	TD	INT.	ATT.	YDS.	AVG.	TD
1983 (10 Starts)	259	123	.475	1,663	7	14	28	146	5.2	1
1984 (14 Starts)	380	214	.563	2,598	18	15	56	237	4.2	1
1985 (16 Starts)	605	327	.540	3,891	22	23	51	253	5.0	0
1986 (16 Starts)	504	280	.556	3,485	19	13	52	257	4.9	1
1987 (12 Starts)	410	224	.546	3,198	19	12	66	304	4.6	4
1988 (15 Starts)	496	274	.552	3,309	17	19	54	234	4.3	1
1989 (15 Starts)	416	223	.536	3,051	18	18	48	244	5.1	3

CAREER TOTALS

(98 Starts)	3,760	1,665	.542	21,195	120	114	355	1,675	4.7	11
-------------	-------	-------	------	--------	-----	-----	-----	-------	-----	----

POSTSEASON TOTALS

(10 Starts)	330	170	.515	2,641	15	15	56	300	5.4	4
-------------	-----	-----	------	-------	----	----	----	-----	-----	---

MOST TOTAL YARDS, RUSHING AND PASSING, SINGLE GAME:

432 (0 rush, 432 pass) at Seattle, 12/20/85*
 424 (39 rush, 385 pass) vs. Cleveland, 1/14/90* (AFC Championship)
 387 (40 rush, 347 pass) at San Diego, 11/29/87*
 387 (51 rush, 336 pass) at NY Giants, 11/23/86
 376 (35 rush, 341 pass) vs. Chicago, 11/16/87*
 368 (23 rush, 345 pass) vs. Baltimore, 12/11/83*
 355 (2 rush, 353 pass) vs. New Orleans, 9/15/85*
 354 (16 rush, 388 pass) vs. Seattle, 9/13/87*
 347 (3 rush, 344 pass) at Seattle, 10/22/89*
 347 (12 rush, 335 pass) at Seattle, 12/13/87
 337 (13 rush, 324 pass) at LA Raiders, 12/4/88
 331 (27 rush, 304 pass) vs. NY Giants, 1/25/87 (Super Bowl XXII)
 323 (45 rush, 278 pass) vs. Philadelphia, 10/29/89
 323 (25 rush, 298 pass) at LA Raiders, 11/22/87*
 323 (32 rush, 291 pass) at Atlanta, 9/22/85*
 321 (36 rush, 285 pass) at Green Bay, 9/20/87
 318 (26 rush, 292 pass) vs. NY Giants, 12/10/89
 318 (43 rush, 275 pass) vs. Seattle, 11/25/84
 318 (3 rush, 315 pass) vs. New England, 11/4/84*
 317 (36 rush, 281 pass) vs. Cleveland, 1/17/88 (AFC Championship)*
 315 (-6 rush, 321 pass) vs. Seattle, 10/26/86*
 314 (42 rush, 272 pass) vs. LA Rams, 11/27/88*
 305 (4 rush, 301 pass) vs. Kansas City, 12/14/85*
 302 (18 rush, 284 pass) vs. Cleveland, 12/4/83*
 300 (56 rush, 244 pass) at Cleveland, 1/11/87 (AFC Championship)*

*Bronco victories-The Broncos are 17-7-1 when Elway has gone over 300 total yards.

No. 73 SIMON RAYNARD FLETCHER

Linebacker/Defensive End



Birthdate—February 18, 1962
Birthplace—Bay City, Tex.
Residence—Bay City, Tex.
How Acquired—Draft #2b, 1985
College—Houston
High School—Bay City HS,
Bay City, Tex.
Height—6-6
Weight—240
Pro Year—6th
Year with Broncos—6th

Simon Fletcher led the Broncos for the second straight season in quarterback sacks, and his season total of 12 ranked fourth in the AFC and represented a career high. He had two or more sacks in three games, including a two and one-half sack performance at Cleveland (10/1). Now entering his sixth season, Fletcher is 10th in team history with 31.5 career sacks. In addition, last year he had 61 first hits, 44 assists, three forced fumbles, two passes defended, and a fumble recovery. He had 13 total tackles at Seattle (10/22) and 12 at Kansas City (11/12). Fletcher had a tremendous season in 1988 and was voted Denver's Most Valuable Defensive Player by his teammates. He led the team with a career-high nine quarterback sacks, a figure tied for sixth in the AFC. Three times in 1988 Fletcher was named the Broncos' overall player of the game and was honored as the defensive player of the game twice. Against Cleveland (11/13) Fletcher posted 11 total tackles, including two sacks, and he forced and recovered a fumble. In addition to the nine sacks, Fletcher's season totals show 115 total tackles, his first interception as a professional, and six passes defended. He had a fine season in 1987 as Denver's starting strong outside linebacker, his first campaign ever as a linebacker. Bronco coaches moved him from defensive end after the 1986 season to take advantage of his size and ability to drop off into pass coverage. Fletcher's top performances in the 1987 regular season included an 11-tackle, one-sack game against Green Bay (9/20), a 12-tackle game against the Raiders (11/22), and a strong performance vs. Kansas City (12/19) in which he netted two quarterback sacks and a fumble recovery. He closed out regular season play with 49 first hits, 21 assists, and four sacks. Fletcher was impressive in postseason play, registering 10 first hits in Super Bowl XXII (1/31) and five first hits and a sack in the AFC Championship Game vs. Cleveland (1/17), while posting six quarterback harassments in the three games. He played in every game in 1986, starting twice (at Philadelphia on 9/21 and as an outside linebacker vs. Washington on 12/13) and finishing the campaign with 43 tackles, two passes defended, and two fumble recoveries. Fletcher blocked a key field goal attempt in a Bronco win over the Raiders (11/2) and deflected an extra point in Denver's one-point win over the Redskins (12/13). He saw action in both AFC playoff games and in Super Bowl XXI, contributing seven tackles and two assists during postseason play. Fletcher played in all 16 games in 1985 and increased his playing time as the season went on, making his first pro start at Pittsburgh (12/1). Denver's second pick in the second round of that year's draft, Fletcher finished the season with 17 total tackles and one quarterback sack, that coming in the season finale at Seattle (12/20). Very quick and agile for a player of his size, Fletcher is the Broncos' fastest linebacker.

COLLEGE: Simon was a three-year starter at the University of Houston, where he posted 209 total tackles, including 30 tackles for losses and 14 quarterback sacks. Fletcher also defended 10

passes during a career in which he started 33 of the 37 games in which he played for the Cougars. As a senior he had 11 tackles for losses and eight sacks despite playing the last six games with a pinched nerve in his shoulder. He started at both right tackle (1982 and 1984) and right end (1983) during his college career, which he closed out with a Cotton Bowl appearance against Boston College.

PERSONAL: Simon is married (Pinkie) and has two daughters, Ashley Nicole (1/12/84) and Neomi Patrice (1/25/88), and the family makes its home in Simon's native Bay City, Tex. He earned letters in both football and track at Bay City HS, and has an older brother who played football at Texas A & I.

Professional Record

Year	Club	Games	Starts	INTERCEPTIONS				TD
				No.	Yds.	Avg.		
1985	—Denver	16	1	0	0	0.0	0	
1986	—Denver	16	2	0	0	0.0	0	
1987	—Denver	12	12	0	0	0.0	0	
1988	—Denver	16	16	1	4	4.0	0	
1989	—Denver	16	16	0	0	0.0	0	
TOTALS		76	47	1	4	4.0	0	

ADDITIONAL STATISTICS: Recovered two fumbles and blocked a field goal, 1986; recovered one fumble, 1987; recovered one fumble, 1988; recovered one fumble 1989.

QUARTERBACK SACKS: 1985 (1), 1986 (5½), 1987 (4), 1988 (9), 1989 (12). Total - 31½.

No. 87 PAUL EARL GREEN

Tight End



Birthdate—October 8, 1966
Birthplace—Coalinga, Calif.
Residence—Long Beach, Calif.
How Acquired—Draft #8, 1989
College—Southern California
High School—Clovis West HS,
Fresno, Calif.
Height—6-3
Weight—230
Pro Year—2nd
Year with Broncos—2nd

Paul Green was a member of the Broncos' 1989 developmental squad for the entire regular season and the AFC playoffs, but was activated prior to Super Bowl XXIV. He came to Denver as the club's eighth-round draft choice.

COLLEGE: Green was a two-year starter at the University of Southern California, where he earned first-team All-Pac 10 and honorable mention All-America honors (AP, UPI) as a senior. He closed his career with appearances in the East-West and Senior Bowl games. Green majored in communications.

PERSONAL: Paul is single and lives in Long Beach, Calif. in the offseason. A native of Coalinga, Calif., he won three letters each in football and basketball, two in baseball, and one in track at Clovis West HS in Fresno, Calif. Paul was named all-league, all metro, and All-Northern California as a senior in football, and garnered Line-man of the Year honors (league and metro) as a tight end. Paul was all-league in basketball as a senior, and pitched for the baseball team. Paul is half-Samoan, (his mother is native of that country), and likes to hunt, fish, ski, and play golf.

Professional Record

GAMES PLAYED: 1989 (0 - Developmental squad).

No. 69 DARRELL FRANKLIN HAMILTON

Tackle



Birthdate—May 11, 1965
Birthplace—Washington, D.C.
Residence—District Heights, Md.
How Acquired—Draft #3, 1989
College—North Carolina
High School—Anacosta HS, Washington, D.C.
Height—6-5
Weight—298
Pro Year—2nd
Year with Broncos—2nd

Darrell Hamilton will compete for increased playing time on Denver's offensive line in 1990. He came to Denver as the club's third round draft choice last season and earned a spot on the opening day roster. Through the first eight weeks of the season he was active but did not play for three games and was on the inactive list for five. Hamilton was waived on Nov. 4, but signed on to the developmental squad a week later.

COLLEGE: Hamilton overcame a serious knee injury as a freshman to become a starter in his final two seasons at North Carolina. He was known as an aggressive drive blocker who helped pave the way for the Tar Heels' ground attack. He closed out his career with appearances in the Blue-Gray, Senior Bowl, and Aloha Bowl all-star games.

PERSONAL: Darrell is single and lives in District Heights, Md. He attended Anacosta HS in his native Washington, D.C., and was all-interhigh and all-metro as a two-way lineman. Darrell was further honored as Parade Magazine and National High School Coaches Association All-American honorable mention. He lettered three times each in football and basketball, and once in track. Darrell has a degree in communications and lists basketball, baseball, and playing cards as his hobbies.

Professional Record

GAMES PLAYED: 1989 (0).

No. 20 LORENZO TIMOTHY HAMPTON

Running Back



Birthdate—March 12, 1962
Birthplace—Lake Wales, Fla.
Residence—North Miami Beach, Fla.
How Acquired—Plan B, 1990
College—Florida
High School—Lake Wales HS, Lake Wales, Fla.
Height—5-11
Weight—210
Pro Year—6th
Year with Broncos—1st

Lorenzo Hampton signed with Denver in March under the terms of the NFL's Plan B free agency system. Through five seasons with the Miami Dolphins, Hampton rushed for 1,949 yards and 22 touchdowns, caught 123 passes for 954 yards and six scores, and averaged 21.1 yards on 96 kickoff returns. He played in just 10 games in 1989, spending six weeks on injured reserve, and posted his lowest rushing totals as a Dolphin, with 47 yards on 17 carries. In 1988 Hampton led Miami in rushing with 414 yards on 117 carries,

with nine touchdowns, and caught 23 passes for 204 yards and three TDs. He started six of 12 games played in 1987 and gained 289 yards on the ground, also posting 223 yards on 23 receptions. Hampton had a dynamic season in 1986 with a team-leading 830 yards and nine touchdowns rushing and was second on the team with 61 catches for 446 yards, scoring three times. He set his single-game highs in that campaign, rushing 19 times for 148 yards against the Jets, including a 54-yard scoring run, and had a nine-catch performance against Buffalo. Hampton was Miami's first-round draft choice in 1985, the 27th player taken overall, and led the club with 45 kickoff returns for 1,020 yards, a 22.7 average. As a rookie he rushed for 369 yards and had eight receptions for 56 yards.

COLLEGE: Hampton rushed for 1,993 yards and 15 touchdowns in four seasons at the University of Florida. His 3,114 all-purpose yards were second most in team history and his rushing total ranked seventh. Hampton played in the same backfield with Neal Anderson (Chicago) and John L. Williams (Seattle). He closed out his college career with appearances in the Hula and Senior Bowls. Hampton majored in physical education.

PERSONAL: Lorenzo is single and lives in North Miami Beach, Fla. He attended Lake Wales (Fla.) HS in his hometown and lettered in football, basketball, and track. Lorenzo was the county's Athlete of the Year and all-state in football as a senior. He enjoys horseback riding, playing basketball, and listening to jazz.

Professional Record

Year	Club	Games	RUSHING					RECEIVING			
			Starts	Att.	Yds.	Avg.	TD	No.	Yds.	Avg.	TD
1985—Miami	16	1	105	369	3.5	3	8	56	7.0	0
1986—Miami	16	16	186	830	4.5	9	61	446	7.3	3
1987—Miami	12	6	75	289	3.9	1	23	223	9.7	0
1988—Miami	16	10	117	414	3.5	9	23	204	8.9	3
1989—Miami	10	0	17	47	2.8	0	8	25	3.1	0
TOTALS	70	33	500	1,949	3.9	22	123	954	7.8	6

Year	Club	KICKOFF RETURNS			
		No.	Yds.	Avg.	TD
1985—Miami	45	1,020	22.7	0
1986—Miami	9	182	20.2	0
1987—Miami	16	304	19.0	0
1988—Miami	9	216	24.0	0
1989—Miami	17	303	17.8	0
TOTALS	96	2,025	21.1	0

ADDITIONAL STATISTICS: Recovered one fumble, 1985; recovered one fumble, 1986; recovered one fumble, 1987; recovered one fumble, 1988; fumbled once, 1989.

No. 19 PATRICK WILLIAM (Pat) HEGARTY *Quarterback*



Birthdate—April 15, 1967
Birthplace—Buffalo, N.Y.
Residence—El Paso, Tex.
How Acquired—FA, 1989
College—Texas-El Paso
High School—Tustin HS,
Tustin, Calif.
Height—6-1
Weight—195
Pro Year—1st
Year with Broncos—1st

Pat Hegarty spent the entire 1989 campaign on Denver's developmental squad. He joined the team as a rookie free agent last year.

COLLEGE: Hegarty was named team MVP and first-team Academic All-America following his senior season at Texas-El Paso. He was also given the Hall of Fame Scholar award after the campaign in which he passed for 2,529 yards and 17 touchdowns. Hegarty, who as a junior was voted the Western Athletic Conference Newcomer of the Year, closed out his career with 4,593 yards passing and 30 TDs. He transferred to UTEP from Saddleback College in Mission Viejo, Calif.

PERSONAL: Pat is single and makes his offseason home in El Paso, Tex. He was born in Buffalo, N.Y. but attended Tustin (Calif.) HS and lettered three times in football and once in basketball. Pat majored in political science at UTEP.

Professional Record

GAMES PLAYED: 1989 (0 - developmental squad).

No. 24 WYMON HENDERSON *Cornerback*



Birthdate—December 15, 1961
Birthplace—North Miami Beach, Fla.
Residence—Eden Prairie, Minn.
How Acquired—Plan B, 1989
College—Nevada-Las Vegas
High School—North Miami Beach HS, North Miami Beach, Fla.
Height—5-10
Weight—188
Pro Year—4th
Year with Broncos—2nd

Wymon Henderson had a fine season as Denver's starting right cornerback in 1989. He started every game except the season finale at San Diego (12/24), although he came in on the second play from scrimmage. He had 13 passes defended and also posted 47 first hits, 29 assists, and three interceptions. Henderson picked off two passes in the Broncos victory at Buffalo (9/18) and he had 11 total tackles and two passes defended at Kansas City (11/12). He signed with Denver as a Plan B free agent in March 1989 after two seasons with Minnesota. In 1987 Henderson had 25 total tackles and an interception and was one of the leaders on the Vikings' special teams unit. In 1987 Henderson started eight of 12 games played and finished second on the team with four inter-

ceptions. Henderson was with Los Angeles of the USFL in 1983-85 and had seven interceptions in 53 games played. He attended the San Francisco Forty-Niners' training camp in 1985 but did not make the final roster. He returned to that team the following year and spent the entire 1986 campaign on injured reserve.

COLLEGE: Henderson was a two-year starter at Nevada-Las Vegas and was an All-PCAA in his junior season. He began his college career at Allan Hancock JC in Santa Maria, Calif. He has a degree in social work.

PERSONAL: Wymon and his wife Felicia make their offseason home in Eden Prairie, Minn. He is a native of North Miami Beach, Fla., where he was an all-city running back and defensive back.

Professional Record

Year	Club	INTERCEPTIONS					
		Games	Starts	No.	Yds.	Avg.	TD
1987	—Minnesota	12	8	4	33	8.3	0
1988	—Minnesota	16	0	1	13	13.0	0
1989	—Denver	16	15	3	58	19.3	0
TOTALS		44	23	8	104	13.0	0

No. 68 BRAD HENKE *Nose Tackle*



Birthdate—April 10, 1966
Birthplace—Columbus, Neb.
Residence—Morrison, Colo.
How Acquired—FA, 1989
College—Arizona
High School—Heritage HS,
Littleton, Colo.
Height—6-3
Weight—275
Pro Year—2nd
Year with Broncos—2nd

Brad Henke will compete for increased playing time on Denver's defensive line in 1990. He signed last year with Denver on Sept. 6, and spent the first 14 weeks of the season on the team's developmental squad before joining the active roster on Dec. 15 and played in the last two games of the regular season and all three postseason contests. Henke posted three tackles and two assists on special teams and two assists as a nose tackle last year. He was the New York Giants first pick in the fourth round of the 1989 draft but was released before the final roster was set.

COLLEGE: Henke was an honorable mention All-Pac 10 selection after his senior season at the University of Arizona, and he closed out his college play with appearances in the Blue-Gray and Senior Bowl all-star games. He posted 90 tackles and six sacks as a senior and 33 tackles and three sacks as a junior for the Wildcats. Henke began his college career at Iowa State, and was named All-America in his sophomore season at Palomar JC in San Marcos, Calif.

PERSONAL: Brad and his wife Michelle reside in Morrison, Colo. A native of Columbus, Neb., he attended Heritage HS in the Denver suburb of Littleton. He starred in both football and baseball and won all-state honors as a linebacker and tight end.

Professional Record

GAMES PLAYED: 1989 (2).

No. 90 RONALD (Ron) HOLMES

Defensive End



Birthdate—August 26, 1963
Birthplace—Ft. Benning, Ga.
Residence—Denver, Colo.
How Acquired—Trade with Tampa Bay, 1989
College—Washington
High School—Timberline HS, Lacey, Wash.
Height—6-4
Weight—265
Pro Year—6th
Year with Broncos—2nd

Ron Holmes had a tremendous season with Denver in 1989, leading the Bronco defensive line corps with a career-high nine quarterback sacks. He started eight regular season games and all three postseason contests, becoming the regular starting right defensive end in week 12. In addition to the sacks Holmes posted 32 first hits, 16 assists, four passes defended, and two forced fumbles. Holmes was traded by Tampa Bay to Denver on Sept. 5 and he joined the active roster prior to the week two game at Buffalo. He was the Buccaneer's first round draft choice in 1985, and was the eighth player taken overall. Holmes started in 14 games as a rookie and netted four-and-a-half sacks and 77 tackles, and started in 13 games the following year. He played in 10 games, starting eight, in 1987 and led Tampa Bay's defense with eight sacks. Holmes led the team again in sacks with four in 1988, despite missing six games. He was on injured reserve for the final five weeks of the season with a knee injury.

COLLEGE: Holmes was a consensus All-American as a senior at the University of Washington. He was named All-Pac 10 in each of his final two seasons there, and was selected the Husky Player of the Year as a senior. Holmes closed out his college career with 279 tackles, six fumbles caused, five fumble recoveries, 48 tackles for losses, and 27 sacks. He majored in psychology.

PERSONAL: Ron and his wife Michelle live in Denver. A native of Seattle, Wash., he attended Timberline HS in Lacey, Wash., and was an outstanding student-athlete. He lettered three times each in football and basketball and was offered major college scholarships in both sports. He was all-league in football as a junior and honorable mention as a senior despite playing in only three games. Holmes was named to the all-state basketball team as a senior.

Professional Record

GAMES PLAYED: 1985 (16), 1985 (14), 1987 (10), 1988 (10), 1989 (15).

GAMES STARTED: 1985 (14), 1986 (13), 1987 (8), 1988 (10), 1989 (8).

QUARTERBACK SACKS: 1985 (4½), 1986 (2½), 1987 (8), 1988 (4), 1989 (9). Total - 28.

No. 2 MICHAEL WILLIAM (Mike) HORAN

Punter



Birthdate—February 1, 1959
Birthplace—Orange, Calif.
Residence—Fullerton, Calif.
How Acquired—FA, 1986
College—Long Beach State
High School—Sunny Hills HS, Fullerton, Calif.
Height—5-11
Weight—190
Pro Year—7th
Year with Broncos—5th

Mike Horan was named second-team All-NFL (College and Pro Football Newsweekly) following the 1989 season. He punted 77 times for a 40.4 average, a figure ranked sixth in the AFC, and had a net average of 34.3, 24 punts inside of the 20, five touchbacks, and a long kick of 63 yards. Horan had the lowest percentage of punts returned (.364) in the NFL, and demonstrated his punting accuracy over the final 11 weeks of the regular season when he placed 18 punts inside of the 20 and had just two touchbacks. He averaged 47.0 yards on five punts vs. Philadelphia (10/29), 46.7 yards on six punts against the Raiders (9/24), and in the AFC Championship Game vs. Cleveland (1/14) he punted five times for an average of 46.4 yards, with a long punt of 61 yards. Since joining the Broncos late in the 1986 season Horan has punted 207 times for a 41.4 average and has placed 62 of 207 punts inside of the 20 (30%), with only 14 touchbacks. His career totals show 390 punts for an average of 40.6, 104 punts inside of the 20, just 30 touchbacks, and a long kick of 75 yards. He earned his first NFL Pro Bowl berth in 1988 after leading the league with a net punting average of 37.8. He was also honored as All-NFL (AP, PFWA, The Sporting News, College and Pro Football Newsweekly, Sports Illustrated, World Almanac-second team) and All AFC (UPI, Football News). Horan's overall punting average of 44.0 ranked third in the NFL, and he placed 19 kicks inside the opponent's 20-yard line, with only two touchbacks. Horan in 1988 set a team record with a 57.2-yard average vs. the Raiders (9/26), a game in which he had punts of 70, 67, and 56 yards. Also, Horan had six of his 11 highest single game averages as a Bronco that season. In 1987 Horan was fourth in the AFC and eighth in the NFL with a 41.1 average on 44 punts. One fourth of his punts that season landed inside of the 20 (11/44), while posting just five touchbacks. Horan had his best regular season game vs. Kansas City (12/19), averaging 51.5 yards on four punts, with a long of 61 yards. He joined the club as a free agent in the 13th week of the 1986 campaign and average 41.1 yards over the final four games of the season. Horan had an excellent 1986 postseason, punting 13 times for a 43.9 average, with four punts inside the 20 and just one touchback in three postseason contests. Against New England in the divisional playoff game (1/4/87), Horan punted five times for a 49.0 average, including three kicks inside of the 20. He punted for the Philadelphia Eagles in 1984-85, showing two-year totals of 183 punts for a 41.8-yard average, with 42 punts inside the 20. He was named first-team All-NFC and first-team All-Rookie (Pro Football Weekly) in 1984. Originally a ninth-round draft choice of the Atlanta Falcons in 1982, Horan had tryouts with Green Bay and Buffalo in 1983 before joining the Eagles. He was on the Minnesota Vikings roster for one game in the 1986 season but did not play.

COLLEGE: Mike Horan was a two-year letterman at Long Beach State after transferring from Fullerton College. Mike was named first-team All-Pacific Coast Athletic Conference and honorable mention All-America as a senior. Horan was ranked sixth in the

nation in punting that season with a school record 44.7 average.

PERSONAL: Mike and his wife Kim have two daughters, Meghan (9/8/85) and Shawna (3/24/88), and a son, Michael William II (12/4/89), and the family makes its off-season home in Fullerton, Calif. Mike and Kim began a fundraising effort in 1988, "Punts With A Purpose," designed to raise money for the Volunteers of America emergency shelter in Denver. Pledges were solicited for every punt that Mike placed inside of the opponent's 20-yard line. He has a degree in mechanical engineering and has worked in the off-season for Hughes Aircraft Corporation, helping design manned and unmanned radar and sonar equipment. He has future plans to earn his master's degree in systems engineering and work in program management. A native of Orange, Calif., Horan attended Sunny Hills HS in Fullerton, Calif., lettering in both football and baseball. His hobbies include carpentry, fishing, golfing, and video games.

Professional Record

PUNTING									
Year	Club	Games	No.	Yds.	Avg.	TB	In20	LG	Blk.
1984	Philadelphia	16	92	3880	42.2	6	21	69	0
1985	Philadelphia	16	91	3777	41.5	10	21	75	0
1986	Denver	4	21	864	41.1	2	8	54	0
1987	Denver	12	44	1807	41.1	5	11	61	2
1988	Denver	16	65	2861	44.0	2	19	70	0
1989	Denver	16	77	3111	40.4	5	24	63	0
TOTALS		80	390	15853	40.6	30	104	75	2

ADDITIONAL STATISTICS: Fumbled once and recovered one fumble, 1986.

No. 26 BOBBY HUMPHREY

Running Back



Birthdate—October 11, 1966
Birthplace—Birmingham, Ala.
Residence—Birmingham, Ala.
How Acquired—Supplemental Draft #1, 1989
College—Alabama
High School—Glenn HS, Birmingham, Ala.
Height—6-1
Weight—201
Pro Year—2nd
Year with Broncos—2nd

Bobby Humphrey had a dynamic season in 1989 as he became the first rookie in Broncos' history to rush for over 1,000 yards. His numerous honors include NFL Rookie of the Year (Touchdown Club of Washington, D.C.), NFL Offensive Rookie of the Year (NFLPA), and NFL All-Rookie (UPI, Pro Football Weekly, College and Pro Football Newsweekly). Humphrey was voted by teammates as Denver's offensive most valuable player and earned the Colorado Sports Hall of Fame Pro Athlete of the Year award. Also, he was named by the Alabama Sportswriters as the 1989-90 Male Athlete of the Year and the recipient of the Sington Trophy. He was fifth in the AFC and eighth in the NFL with 1,151 rushing yards, the third highest single season total in team history. Also, his 294 rushing attempts were just two off of the club record. Humphrey rushed for over 100 yards five times, including four times in the last eight weeks of the season and in his first start as a pro, vs. San Diego (10/8). His top performance came at Phoenix (12/16), when he gained 128 yards on 23 attempts and threw a 17-yard touch-

down pass to roommate Mel Bratton. Humphrey's other 100-yard games came against the Raiders (125 yards, 12/3), at Washington (110, 11/20), vs. Pittsburgh (105, 11/5), and vs. the Chargers (102), a game in which he had a 40-yard run, his longest of the season. Prior to the 1989 season, a Bronco running back had carried the ball 31 or more times in a single game on just five occasions, but Humphrey did it twice, with 31 carries against the Raiders and Redskins. He also caught 22 passes for 156 yards and a score, netting five receptions against both the Raiders and N.Y. Giants (12/10), and he returned four kickoffs for 86 yards. Humphrey started 12 games in the regular season and all three postseason contests. He had 38 rushing attempts for 169 yards and five catches for 67 yards in postseason play. In the divisional playoff game vs. Pittsburgh (1/7) Humphrey rushed for 85 yards on 18 carries and had one reception for six yards. Against Cleveland in the AFC Championship Game (1/14) he had eight rushes for 23 yards and a 23-yard reception before leaving the game with bruised ribs. Humphrey started in Super Bowl XXIV (1/28) and gained 61 yards on 12 carries, with one run of 34 yards. He also caught three passes for 38 yards against the Forty-Niners. Humphrey was chosen by Denver in the first round of the NFL's 1989 supplemental draft.

COLLEGE: Humphrey was a two-time All-American and one of the nation's premier running backs during his career at Alabama. He closed out play there as the school's career record holder, ranking sixth on the Southeastern Conference's all-time rushing list with 3,420 yards. His 45 career TDs (including bowl games) were most in Crimson Tide history and fifth on the SEC list. Humphrey's complete career stats, including bowls, show 3,783 yards on 684 carries, (5.5 avg.), with 37 TDs. He caught 70 passes for 600 yards and eight TDs, returned 48 kickoffs for an average of 21.9, and completed one pass for 57 yards. Humphrey had 17 100-yard rushing games and 29 contests in which his all-purpose yardage was over 100, including seven with over 200. In 1986 and 1987 he was the SEC's leader in all-purpose yardage with an average of 161.9 yards per game in 1987 and 168.0 in 1986. He entered 1988 as one of the leading candidates for the Heisman Trophy, but re-injured his left foot in the second game and missed the balance of the season. That injury followed a stress fracture of the fifth metatarsal bone in his left foot sustained during spring practice in April 1988. He set a school record 1986 with 284 yards rushing against Southern Mississippi, and also gained 217 vs. Tennessee and 204 vs. Auburn that season.

PERSONAL: Bobby and his wife Barbara make their offseason home in Birmingham, Ala. He attended Glenn HS there and earned four letters each in football, basketball, and track. As a senior Bobby ran for 1,051 yards, had 539 yard receiving on 49 catches, averaged 18.3 yards on punt returns and 26.3 on kickoff returns, and scored 13 times. A social work major at Alabama, Bobby enjoys fishing, basketball, pinball, and going to the movies.

Professional Record

RUSHING										RECEIVING			
Year	Club	Games	Starts	Att.	Yds.	Avg.	TD	No.	Yds.	Avg.	TD		
1989	Denver	16	12	294	1151	3.9	7	22	156	7.1	1		
TOTALS		16	12	294	1151	3.9	7	22	156	7.1	1		

KICKOFF RETURNS									
Year	Club	No.	Yds.	Avg.	TD				
1989	Denver	4	86	21.5	0				
TOTALS		4	86	21.5	0				

ADDITIONAL STATISTICS: Fumbled four times, recovered three fumbles, 1989.

No. 80 MARK ANTHONY JACKSON

Wide Receiver



Birthdate—July 23, 1963
Birthplace—Chicago, Ill.
Residence—Aurora, Colo.
How Acquired—Draft #6b, 1986
College—Purdue
High School—Terre Haute South HS,
Terre Haute, Ind.
Height—5-10
Weight—180
Pro Year—5th
Year with Broncos—5th

Mark Jackson started every game in 1989 but saw his receiving numbers drop from the previous year, as he finished second on the team with 28 catches for 446 yards and two touchdowns. His top performances of the regular season came at Seattle (10/22), with three receptions for 74 yards, and the following week against Philadelphia (10/29), when he caught four passes for 71 yards. Jackson had seven receptions for 136 yards in postseason play. He had five catches for 111 yards against Pittsburgh in the divisional playoff game (1/7), including one catch for 51 yards. In his career, Jackson has caught 138 passes for 2,472 yards, ranked eighth in club history, and his average per catch of 17.91 yards is third highest. He had a tremendous season in 1988, setting personal single season highs with 46 receptions for 852 yards and six touchdowns. He suffered a broken collarbone in the second week of the season vs. San Diego (9/11) and spent the next four weeks on injured reserve. He went on to play in all remaining games and closed out the season with several dynamic performances. At New Orleans (11/20) he tied a career reception high with five, and then topped that the following week vs. the L.A. Rams (11/27) when he caught six passes for 140 yards and two scores, all new career highs. He had seven receptions for 145 yards the next week in Los Angeles against the Raiders (12/4), and the following week had seven receptions for 137 yards and one TD at Seattle (12/11). Over the last five weeks of the season Jackson caught 30 passes for 540 yards and three TDs. He had the top three high-yardage games among Bronco receivers that season and was on the receiving end of eight of Denver's 13 longest pass plays. He had a good season in 1987, his first campaign as a fulltime starter. He was Denver's leading receiver in the postseason, with eight receptions for 210 yards and a 26.8 average. Jackson was named Denver's offensive most valuable player for his performance in the AFC Championship Game vs. Cleveland (1/17), catching four passes for 134 yards, including an 80-yard touchdown reception. He was also the team's leading receiver in Super Bowl XXII with four receptions for 76 yards. Jackson closed out regular season play with 26 receptions for 436 yards and two touchdowns, and set a personal regular season high yardage mark at Seattle (12/13) with 85 yards on three catches. He had a superb season in 1986, breaking Vance Johnson's records for reception yardage by a Bronco rookie with a team-high 738 yards on 38 receptions. His average of 19.4 yards per catch led all AFC rookies with 30 or more receptions, and ranked fifth among all 57 AFC receivers who had 30 or more catches. Jackson was on the receiving end of the Broncos' five longest pass plays in 1986, with one of 53 yards, two for 51 yards, and one each of 50 and 47 yards. He was one of only two Broncos to record a catch in all 16 regular season games and led all Denver receivers in the last eight contests with 21 receptions for 418 yards. Jackson gained 76 yards on five catches in the postseason, including three for 51 yards in Super Bowl XXI (1/25).

Jackson had two key receptions in Denver's 98-yard drive vs. Cleveland in the AFC Championship Game (1/11). He snared a 20-yard pass as the Broncos faced a third-and-18 with just under two minutes left, and caught a five-yard touchdown pass from John Elway to bring Denver within an extra point with 37 seconds left in regulation.

COLLEGE: Jackson was named honorable mention All Big Ten (AP and UPI) as a senior at Purdue, catching 47 Jim Everett aeriels for 732 yards and five touchdowns that season. He closed out his college career with 51 catches for 810 yards and six scores and with an appearance in the Peach Bowl.

PERSONAL: Mark and his wife Ronni have a son, Kyle (3/17/89), and the family makes its home in the Denver suburb of Aurora. Born in Chicago, Ill., he graduated from Terre Haute South HS in Terre Haute, Ind. where he lettered three times in football, twice in track, and once in tennis. A public relations major at Purdue, Jackson's hobbies include tennis, photography, collecting pins, bowling, and "any challenging games."

Professional Record

Year	Club	Games	Starts	No.	Yds.	Avg.	TD
1986	—Denver....	16	1	38	738	19.4	1
1987	—Denver ...	12	9	26	436	16.8	2
1988	—Denver ...	12	4	46	852	18.5	6
1989	—Denver ...	16	16	28	446	15.9	2
TOTALS		56	30	138	2472	17.9	11

ADDITIONAL STATISTICS: Recovered one fumble, rushed two times for six yards, returned two punts for seven yards, and returned one kickoff for 16 yards, 1986; recovered one fumble, 1988; fumbled once, 1989.

No. 81 JASON MANSFIELD JOHNSON

Wide Receiver



Birthdate—November 8, 1965
Birthplace—Gary, Ind.
Residence—Denver, Colo.
How Acquired—Plan B, 1990
College—Illinois State
High School—West Side HS,
Gary, Ind.
Height—5-10
Weight—178
Pro Year—3rd
Year with Broncos—2nd

Jason Johnson signed with Denver under the terms of the NFL's Plan B free agency system in March 1990. He began his pro career as a rookie free agent with the Broncos in 1988. Johnson spent the first eight weeks of that campaign on injured reserve with a back injury, but was activated and played in each of the remaining eight games. He returned 12 kickoffs for a 21.3 average, one punt for five yards, and had a six-yard reception. He signed in 1989 with the Steelers as a Plan B free agent and played in 14 games last season, returning three kickoffs for 43 yards and two punts for 22 yards.

COLLEGE: Johnson was a running back and wide receiver at Illinois State in the 1984-87 seasons. He earned player of the week honors once as a freshman.

PERSONAL: Jason has a daughter, Jerrica Javé (3/21/90). At Gary West Side HS in his native Gary, Ind., Johnson lettered four times in football and twice in track.

Professional Record

Year	Club	RUSHING						RECEIVING			
		Games	Starts	Att.	Yds.	Avg.	TD	No.	Yds.	Avg.	TD
1988—Denver	8	0	1	3	3.0	0	1	6	6.0	0
1989—Pittsburgh	14	0	0	0	0.0	0	0	0	0.0	0
TOTALS	22	0	1	3	3.0	0	1	6	6.0	0

Year	Club	KICKOFF RETURNS				PUNT RETURNS			
		No.	Yds.	Avg.	TD	No.	Yds.	Avg.	TD
1988—Denver	12	256	21.3	0	1	5	5.0	0
1989—Pittsburgh	3	43	14.3	0	2	22	11.0	0
TOTALS	15	299	19.9	0	3	27	9.0	0

ADDITIONAL STATISTICS: Fumbled once, recovered one fumble, 1989.

No. 82 VANCE EDWARD JOHNSON Wide Receiver



Birthdate—March 13, 1963
Birthplace—Trenton, N.J.
Residence—Westminster, Colo.
How Acquired—Draft #2a, 1985
College—Arizona
High School—Cholla HS,
 Tucson, Ariz.
Height—5-11
Weight—185
Pro Year—6th
Year with Broncos—6th

Vance Johnson had an outstanding season in 1989, as he became the first Bronco to catch more than 70 passes since Lionel Taylor in 1965. Johnson set career highs with 76 catches for 1,095 yards and seven touchdowns. His reception total tied for fourth in the AFC and ninth in the NFL, while his yardage total ranked ninth in the conference and 12th in the league. He accounted for six of Denver's top eight receiving days in 1989 and had five or more receptions in eight games, with nine against both Philadelphia (10/29) and Phoenix (12/16). Johnson was on the receiving end of six of the team's 15 longest pass plays, including receptions of 68 and 69 yards. He had six receptions for a career-high 154 yards and two TDs against Seattle (11/26), all coming in the first half. That game marked his third 100-yard effort of the season and his first two-TD game ever. He caught nine passes for 148 yards and a score vs. Philadelphia (10/29) and five for 145 yards and a score at Cleveland (10/1). Johnson was Denver's primary punt return in the last half of the 1989 season and closed out the campaign with 12 returns for a team-high 9.8 average. Johnson led all Denver receivers in the postseason, with 12 catches for 197 yards and a score, and he returned seven punts for a 7.6 average. Against Pittsburgh in the divisional playoff game (1/7) he had three receptions for 85 yards and a TD and caught seven passes for 91 yards in the AFC Championship Game vs. Cleveland (1/14). In Super Bowl XXIV (1/28) he caught two passes for 21 yards. Johnson is fifth in team history with 268 receptions and seventh with 3,759 yards. Johnson led the team in 1988 with 68 catches (6th-AFC, 115th-NFL), the eighth highest single season total in Bronco history, and gained 896 yards (9th-AFC, 20th-NFL). Johnson also set personal single game highs in receptions (eight at San Francisco, 10/9) and reception yards (134 vs. Los Angeles Raiders, 9/26). In the game against the Raiders, Johnson combined with John Elway

for an 86-yard pass play, tying the Bronco record for longest non-scoring completion. Johnson was the only Bronco that season to record a catch in every game, and he gained 50 or more yards on receptions in nine of 16 games. He had an outstanding 1987 campaign despite missing most of two regular season games with a dislocated shoulder, suffered early in the Dec. 6 contest vs. New England. He led the team with 684 yards on 42 catches and scored seven touchdowns to tie for the team lead. Johnson gained over 80 yards on receptions in six games, including a 115-yard performance against the Los Angeles Raiders (11/22), and tied a team record by scoring a TD by reception in six straight games. In the divisional playoff game vs. Houston (1/10), Johnson caught four passes for 105 yards before being sidelined with a groin injury. The injury kept him out of the AFC Championship Game but he returned to action in Super Bowl XXII. He turned in a tremendous performance in the 1986 postseason, completing his comeback from an early season knee injury. After a dazzling exhibition in the final preseason game vs. the Los Angeles Rams, in which he caught 11 passes for 195 yards and a score, he injured a knee in the season opener, had arthroscopic surgery, and spent four weeks on injured reserve. He finished the regular season with 31 receptions for 363 yards and two touchdowns, rushed five times for 15 yards, and returned three punts and two kickoffs. Johnson led the team in the 1986 postseason with 12 catches for 235 yards and two TDs. In the divisional playoff game vs. New England (1/4) he caught four passes for 89 yards and scored on a 48-yard pass from John Elway. After a three-catch performance in the AFC Championship Game at Cleveland (1/11) he led all receivers in Super Bowl XXI with five receptions for 121 yards, including a 47-yard TD pass from Elway. He had a fine season in 1985 as he made the conversion from running back to wide receiver and set new Bronco rookie records for receptions (51) and reception yardage (721 yards). He led the team in punt and kickoff returns as well, and his 1,757 all-purpose yards were tops among all NFL rookies. His receiving totals placed second on the team, although Johnson did not become a fulltime starter until week 10. He registered Denver's high-yardage mark that year with 116 yards on six catches vs. Kansas City (12/14), and he recorded three of the top six yardage marks for the team, including 96 yards at Atlanta (9/22) and 92 yards vs. San Francisco (11/11). Johnson scored three touchdowns, with the longest being a 63-yard catch and run against the Falcons. Denver's first pick in the second round of that year's draft, Johnson ran a 4.36 40-yard dash in rookie camp.

COLLEGE: Vance was the University of Arizona's key player at tailback in his four years with the Wildcats, finishing fourth in school history in all-purpose yards (3,442), fifth in scoring (168 pts.), and sixth in receptions (78). He closed out his college career with appearances in the Senior Bowl and the East-West Shrine game, where he caught seven passes and threw a touchdown pass. As a junior, Vance led the PAC-10 in touchdowns with 13, 10 of them rushing. He was a 1982 All-PAC 10 selection and led the team that season in rushing (433 yards) and kickoff returns (27.2 avg.). Vance set several Arizona freshman records and was named to Blue Chip Magazine's second-team All-American freshman squad. A great track athlete as well, Vance won the 1982 NCAA long jump championship with a 26'-11½" effort, and in addition captured the 1984 PAC-10 long jump title, finishing second in the NCAA that year. He was an alternate in the long jump on the 1984 Olympic team, missing the team by one inch. He was chosen to compete with the American Olympic team in the spring of 1985 in Monaco, France, but decided to pass up the opportunity because of his football career. He majored in commercial art.

PERSONAL: Vance has two sons, Vaughn (10/21/87), and Vincent (4/18/89). An accomplished artist, Vance had seven showings of his work at Denver's Gallery One during the 1987 off-

season. He specializes in acrylic fine arts, with particular interest in women's faces and sports vignettes. A native of Trenton, N.J., Vance was raised in Tucson and lettered twice in football and four times in track at Cholla HS. He scored 22 touchdowns as a senior and had a 9.1 yard rushing average while gaining 1,382 yards. He set school records in the long jump, high jump, 100 and 220-yard dashes, and was Arizona's long jump champion in 1980. He was an all-state football selection in 1980.

Professional Record

Year	Club	Games	RECEIVING					RUSHING				
			Starts	No.	Yds.	Avg.	TD	Att.	Yds.	Avg.	TD	
1985	Denver	16	7	51	721	14.1	3	10	36	3.6	0	
1986	Denver	12	7	31	363	11.7	2	5	15	3.0	0	
1987	Denver	11	9	42	684	16.3	7	1	-8	-8.0	0	
1988	Denver	16	13	68	896	13.2	5	1	1	1.0	0	
1989	Denver	16	16	76	1095	14.4	7	0	0	0.0	0	
TOTALS		71	52	268	3759	14.0	24	17	44	2.6	0	

Year	Club	PUNT RETURNS				KICKOFF RETURNS			
		No.	Yds.	Avg.	TD	No.	Yds.	Avg.	TD
1985	Denver	30	260	8.7	0	30	740	24.7	0
1986	Denver	3	36	12.0	0	2	21	10.5	0
1987	Denver	1	9	9.0	0	7	140	20.0	0
1988	Denver	0	0	0.0	0	0	0	0.0	0
1989	Denver	12	118	9.8	0	0	0	0.0	0
TOTALS		46	423	9.2	0	39	901	23.1	0

ADDITIONAL STATISTICS: Fumbled five times, recovered two fumbles, 1985; fumbled once and passed once, incomplete, 1986; fumbled once and passed once, incomplete, 1987

No. 66 JAMES ALLEN (Jim) JURIGA Tackle/Guard



Birthdate—September 12, 1964
Birthplace—Fort Wayne, Ind.
Residence—Aurora, Colo.
How Acquired—Draft #4, 1986
College—Illinois
High School—Wheaton North HS, Wheaton, Ill.
Height—6-6
Weight—275
Pro Year—3rd
Year with Broncos—3rd

Jim Juriga had a fine season in 1989, displaying his versatility by starting at three different positions in the campaign. He opened the season as Denver's starting right guard, but moved to left guard in week seven. He was the Broncos' starting left tackle against the Raiders (12/3). Juriga has started 31 of the 32 regular season games in which he has played as a pro. He saw his first regular season action as a professional in 1988, starting the first 12 games at left tackle and the next three at right guard. He spent the 1987 campaign on injured reserve, rehabilitating a knee injury suffered in the final preseason game in 1986. Denver's fourth-round draft choice that year, Juriga had been installed into the starting lineup before the injury and started in the preseason contest vs. San Francisco (8/23). Bronco coaches are impressed with his run and pass blocking abilities.

COLLEGE: Juriga played both guard and tackle at Illinois, where he was one of the top linemen in the Big Ten during his four-year career. He received all-star honors after each of his four years as a

lineman for the Fighting Illini, playing tackle in his first three seasons and guard as a senior. He was an Outland Trophy candidate in his final college campaign and was named All-Big Ten and Academic All-Big Ten that year, finishing out his collegiate career with an appearance in the Hula Bowl. He was first-team All-Big Ten at tackle in his sophomore and junior seasons and in 1982 was picked by the Football News as the most valuable freshman lineman in the nation, also earning consensus frosh All-American honors.

PERSONAL: Jim and his wife Denise make their home in Castle Rock, Colo. Born in Fort Wayne, Ind., he attended Wheaton North HS in Wheaton, Ill., where he lettered twice in football and four times in track. Juriga was a high school All-American and played on the class 4A state championship team in 1981 and on the runner-up Illinois prep team in 1980. He majored in agricultural science and plans to go on to veterinary school. Jim lists hunting, fishing and scuba diving as his hobbies.

Professional Record

GAMES PLAYED: 1986 (0 - injured reserve), 1987 (0 - injured reserve), 1988 (16), 1989 (16).

GAMES STARTED: 1988 (15), 1989 (16).

No. 72 KEITH LEONARD KARTZ Tackle/Guard



Birthdate—May 5, 1963
Birthplace—Las Vegas, Nev.
Residence—Encinitas, Calif.
How Acquired—FA, 1987
College—California
High School—San Diequito, HS, Encino, Calif.
Height—6-4
Weight—270
Pro Year—4th
Year with Broncos—4th

Keith Kartz started every game at center in 1989 for Denver, his first season ever at that position. His play was impressive enough to garner alternate status for the Pro Bowl. Now entering his fourth season with the Broncos, Kartz has started 31 of the 41 regular season games in which he has played as a pro. He started 12 games at the right guard position for Denver in 1988 but was hampered late in the season by a dislocated right toe. He began the season as a reserve but moved into a starting role in week two after Stefan Humphries was injured. Kartz started the next 11 games before injuring his toe at New Orleans (11/20). He sat out the following three contests but returned to start in the season finale vs. New England (12/17). Kartz joined the Broncos as a free agent in 1987 and was placed on injured reserve with a back injury in early September. He re-joined the active squad before the Oct. 4 contest vs. Houston and started all three replacement games. Kartz went on to play in all but one of the remaining regular and postseason games. He turned in a fine performance in Super Bowl XXII (1/31) after Dave Studdard left the game with an injury. Kartz attended Seattle's training camp in 1986.

COLLEGE: Kartz was all-conference and All-West Coast as a tackle at the University of California. He played for the Golden Bears in 1981-85, redshirting in 1983. Kartz has a bachelor's degree in social science.

PERSONAL: Keith is single and resides in Encinitas, Calif., where he attended San Diequito HS and lettered three times each in

football and track, and twice in basketball. He was born in Las Vegas, Nev.

Professional Record

GAMES PLAYED: 1987 (12), 1988 (13), 1989 (16).
GAMES STARTED: 1987 (3), 1988 (12), 1989 (16).

No. 88 CLARENCE HUBERT KAY

Tight End



Birthdate—July 30, 1961
Birthplace—Seneca, S.C.
Residence—Seneca, S.C.
How Acquired—Draft #7, 1984
College—Georgia
High School—Seneca HS,
 Seneca, S.C.
Height—6-2
Weight—237
Pro Year—7th
Year with Broncos—7th

Clarence Kay started every game in the 1989 regular season and caught 21 passes for 197 yards and two scores. He had his top day of the campaign at Phoenix (12/16), with four catches for 64 yards, including a 20-yard touchdown reception. He had one catch for six yards in the 1989 postseason. In six seasons with Denver, Kay has started 83 of the 87 games in which he has played. He is 12th in team history with 146 receptions and 13th with 1,659 receiving yards, and both of the marks are second among all-time Bronco tight ends. Kay set personal highs in 1988 with 34 receptions and four touchdowns despite missing two games with a bruised spinal cord, an injury he suffered in the season opener vs. Seattle (9/4). He had 352 yards receiving, the second highest total of his career. Kay was named Denver's offensive player of the game three times in 1988 for his efforts at San Diego (five receptions for 41 yards, 10/2), the following week at San Francisco (four for 44, 10/9), and in Los Angeles against the Raiders (five for 43 and two TDs, 12/4). He also had two TD catches at Pittsburgh (10/23), a game in which he had his high yardage mark of 1988 with 56 yards on four receptions. Kay had a tremendous season in 1987, closing out regular season play with 31 catches for a career-high 440 yards. He was named Denver's offensive MVP for his performance at Minnesota (10/26), catching four passes for 63 yards, and was Denver's overall MVP vs. Kansas City (12/19), setting new personal highs with six catches for 91 yards. In the divisional playoff game vs. Houston (1/10) Kay caught three passes for 57 yards and two touchdowns, and he finished postseason play with five receptions for 95 yards. In 1986 he caught 15 passes for 195 yards and a touchdown, and also had two receptions for 23 yards in the AFC Championship Game at Cleveland (1/11). He had the longest reception of his career at Pittsburgh in a Monday night game (9/15), going for 34 yards. Kay started the first 10 games of the season, but was suspended for the week 11 contest. He started the following two games, played but did not start in week 14, and was on the Reserve/Non-Football Illness list for the final two regular season contests and the divisional playoff game vs. New England. Kay showed tremendous improvement as a receiver in 1985, leading Bronco tight ends with 29 receptions for 339 yards. Kay, who is considered by Denver coaches to be one of the best blocking tight ends in the NFL, came to Denver as a seventh-round draft choice in 1984. He caught 16 passes for 136 yards and three touchdowns that year, earning All-Rookie honors from Pro Football Weekly and the Pro Football Writers of America.

COLLEGE: Clarence earned second team All-Southeastern Conference honors as a senior at Georgia, concluding his college career in the Cotton Bowl. He was a member of the Bulldog teams that played in the 1982 and 1983 Sugar Bowls. Clarence's career totals show 51 receptions for 740 yards and six touchdowns. He majored in arts and sciences.

PERSONAL: Clarence is single and resides in his native Seneca, S.C., where he was a superior athlete at Seneca HS. He earned 12 prep letters in football, basketball, and track, recording a personal high of 6'-8" in the high jump. Clarence was an Adidas football All-American in 1979.

Professional Record

Year	Club	Games	Starts	RECEIVING			
				No.	Yards	Avg.	TD
1984	—Denver	16	13	16	136	8.5	3
1985	—Denver	16	16	29	339	11.7	3
1986	—Denver	13	12	15	195	13.0	1
1987	—Denver	12	12	31	440	14.2	0
1988	—Denver	14	14	34	352	10.4	4
1989	—Denver	16	16	21	197	9.4	2
TOTALS		87	83	146	1659	11.4	13

ADDITIONAL STATISTICS: Fumbled once, 1984; fumbled once, recovered one fumble, 1985; fumbled three times, 1987; fumbled once, 1988; recovered one fumble, 1989.

No. 71 GREG JOHN KRAGEN

Nose Tackle



Birthdate—March 4, 1962
Birthplace—Chicago, Ill.
Residence—Danville, Calif.
How Acquired—FA, 1985
College—Utah State
High School—Amador Valley HS,
 Pleasanton, Calif.
Height—6-3
Weight—265
Pro Year—6th
Year with Broncos—6th

Greg Kragen had a tremendous season in 1989 and was rewarded with his first Pro Bowl appearance. He started 14 regular season games and all three postseason contests at nose tackle, sitting out weeks five and six with a sprained knee. Kragen closed out the season with 43 tackles, 29 assists, a team-high four fumble recoveries, two sacks, and two passes defensed. He was named AFC Defensive Player of the Week for his performance at Kansas City (11/12), a game in which he had six tackles, a sack, and a 17-yard fumble return for Denver's only touchdown. Kragen has now started in 53 of the last 56 games in which he has played since taking over the starting nose tackle spot in the third week of the 1986 campaign. He emerged as one of Denver's defensive leaders in 1988, and was one of only seven Broncos to start in every game that year. Kragen was named the team's defensive player of the game five times in 1988, including three times in a four week stretch. In Los Angeles against the Raiders (12/4) he was in on 13 tackles and had two sacks and at San Francisco (10/9) he had 10 first hits and five assists, and set up the Broncos' game-tying touchdown with a fumble recovery late in the fourth quarter. Kragen's season totals show a team-high 101 first hits, 39 assists, two and one-half sacks, four passes defensed, and a fumble recovery. He began the 1987 campaign as a back up at nose tackle but returned to a starting role before the Oct. 26 game at Minnesota and started all but

one of the remaining games. He was named defensive MVP for his performance against the Raiders (11/22), in which he tallied five first hits, four assists, and an eight-yard sack, and he had a 14-tackle game two weeks later vs. New England (12/6). Kragen closed out the regular season with 48 first hits, high among defensive linemen, 30 assists, two sacks, and a fumble recovery. His postseason totals show 11 first hits, nine assists, and four quarterback harassments, earning defensive MVP honors for his performance vs. Cleveland in the AFC Championship Game (1/17). Kragen moved into the starting nose tackle spot in the third week of the 1986 season and started every game thereafter, including both playoff games and Super Bowl XXI. He finished the regular season with 60 total tackles and a team-leading three fumble recoveries. Kragen played as Rubin Carter's back-up at nose tackle and on special teams in 1985, recording two sacks that year, including one in his first game as a professional at the Los Angeles Rams (9/8). He joined the Broncos as a free agent in 1985 after being one of the club's last training camp cuts in 1984.

COLLEGE: Greg earned several honors at Utah State, where he played from 1980-83. He was a first-team All-Pacific Coast Conference player in his senior year as well as an honorable mention AP All-American and second-team All-West Coast performer.

PERSONAL: Greg and his wife Cindy have a daughter, Jordan Marie (1/8/90), and the family makes its home in Danville, Calif. A native of Chicago, Ill., Greg earned three prep letters in basketball and two in football at Amador HS in Pleasanton, Calif. He majored in political science at Utah State.

Professional Record

GAMES PLAYED: 1985 (16), 1986 (16), 1987 (12), 1988 (16), 1989 (14).

GAMES STARTED: 1985 (1), 1986 (14), 1987 (9), 1988 (16), 1989 (14).

ADDITIONAL STATISTICS: Recovered three fumbles, 1986, recovered one fumble, 1987; recovered one fumble, 1988; recovered 4 fumbles and scored on a 17-yard fumble return, 1989.

QUARTERBACK SACKS: 1985 (2), 1987 (2), 1988 (2½), 1989 (2). Total - 8½.

No. 8 GARY KUBIAK

Quarterback



Birthdate—August 15, 1961

Birthplace—Houston, Tex.

Residence—Plantersville, Tex.

How Acquired—Draft #8, 1983

College—Texas A&M

High School—St. Pius HS,
Houston, Tex.

Height—6-0

Weight—192

Pro Year—8th

Year with Broncos—8th

Gary Kubiak saw action at quarterback in five regular season games last season and continued to offer solid back-up play to John Elway. He completed 32 of 55 passes for 284 yards, two touchdowns, and two interceptions, and he also rushed for 35 yards. Kubiak started in place of Elway, who was out with the flu, at Washington (11/20), and he led the team to a 14-10 Monday night victory, throwing for 123 yards and two touchdowns. He completed 12 of 17 passes for 97 yards in the season finale at San Diego (12/24). He completed one of three passes for 28 yards in Super Bowl XXIV against San Francisco. For his career Kubiak has completed

159 of 271 passes for 1,742 yards, with 14 touchdowns and 12 interceptions. His completion percentage of .587 is the highest in team history and his interception avoidance mark of .044 ranks fourth. He holds the Broncos' single season record for interception avoidance with a mark of .013 (one interception in 75 attempts), set in 1984. He took snaps at quarterback in eight of Denver's final 11 games in 1988, completing 43 of 69 passes, and set personal career highs with a .623 completion percentage, 497 yards passing, and five TDs. He also rushed 17 times for 65 yards. When Elway left the game with an ankle injury vs. Atlanta (10/16), Kubiak entered and led the Broncos to a 30-14 victory, completing four of 10 passes for 82 yards, including a 68-yard TD pass to Steve Sewell. The following week in Pittsburgh (10/23) he made his first start in almost four seasons and completed 15 of 27 passes for 157 yards, two touchdowns, and three interceptions in a losing effort. Kubiak completed 12 of 16 passes for 138 yards and two scores the next week at Indianapolis (10/31) and went on to see further action at quarterback in four of the remaining seven weeks. Kubiak saw the most limited playing time of his career in 1987 as he completed just three of seven passes for 25 yards, throwing two interceptions in a blizzard vs. San Diego (12/27). Against Detroit (11/1) Kubiak completed all three of his passes for 25 yards. He saw action in seven games in 1986, including Super Bowl XXI. In the regular season he completed 23 of 38 passes for 249 yards, one touchdown, and three interceptions, rushed six times for 22 yards, and also served as holder on extra point and field goal attempts. Kubiak completed all four passes in Super Bowl XXI for 48 yards. He had his best outing of the season against the New York Jets (10/20) when he completed 10 of 14 passes for 114 yards, with one TD and one interception. He saw only limited action at quarterback in 1985, completing two of five passes for 61 yards in his three appearances. He threw a 54-yard touchdown pass to Steve Sewell at San Diego (11/3), and after Elway was injured in the season finale at Seattle (12/20) Kubiak drove the Broncos into range for the winning field goal, getting the final six yards on a quarterback draw. Kubiak turned in a strong performance in 1984, starting two games in place of an injured John Elway and seeing duty in five more. He led the Broncos to a thrilling 22-19 overtime win over the Los Angeles Raiders (10/28), completing 21 of 34 passes for 206 yards and two touchdowns in his second start of the season. He suffered a concussion in his first start of the year at Chicago, knocking him out of the game. Kubiak also engineered a 75-yard drive that led to the winning score against Cincinnati (9/2) after Elway was injured. He also recorded a 20-yard reception against Buffalo (10/21) and scored on a three-yard run in the same game. As a rookie in 1983 Kubiak started in place of a flu-ridden Elway against Seattle (11/20), leading the Broncos to a 38-27 victory. He threw a 78-yard touchdown pass to Steve Watson and ran eight yards for another score in that game. For the season, he played in four games and he directed two fourth quarter scoring drives in the regular season finale at Kansas City (12/18). An eighth-round draft choice of the Broncos, Kubiak has impressed coaches with his knowledge of the game and his leadership abilities.

COLLEGE: Kubiak made the Players' All-Southwest Conference team in 1982 and earned appearances in the Blue-Gray and Hula Bowl games for a season in which he led the SWC in attempts (324), completions (181), percentage (55.9), yardage (1,948), touchdowns (19), and total offense (1,885). As a junior at Texas A&M, Kubiak set conference records for single game TDs (six against Rice) and single game percentage (19 of 21 for 90.5 percent against Arkansas), and ranked second in the SWC in passing (1,908 yards) and total offense (1,986 yards). Gary has a degree in physical education.

PERSONAL: Gary and his wife Rhonda have two sons, Clint (2/17/87) and Klay (10/10/88), and the family makes its home in Plantersville, Tex. At St. Pius HS in his native Houston, Gary made all

district, all-state, and All-America and set the state passing record with 6,190 yards. A brilliant prep athlete, he lettered all four years in football, basketball, and baseball, and made all-state in all three sports in both his junior and senior years. He was also all-state in track twice in high school.

Professional Record

Year	Club	PASSING						
		Games	Starts	Att.	Comp	Pct.	Yds.	TD
1983	—Denver	4	1	22	12	54.5	186	1
1984	—Denver	7	2	75	44	58.7	440	4
1985	—Denver	16	0	5	2	40.0	61	0
1986	—Denver	16	0	38	23	60.5	249	1
1987	—Denver	12	0	7	3	42.8	25	0
1988	—Denver	16	1	69	43	62.3	497	5
1989	—Denver	16	1	55	32	58.2	284	2
TOTALS		87	5	271	159	58.7	1742	14

Year	Club	RUSHING			
		Att.	Yds.	Avg.	TD
1983	—Denver	4	17	4.3	1
1984	—Denver	9	27	3.0	1
1985	—Denver	1	6	6.0	0
1986	—Denver	6	22	3.7	0
1987	—Denver	1	3	3.0	0
1988	—Denver	17	65	3.8	0
1989	—Denver	15	35	2.3	0
TOTALS		53	175	3.3	2

ADDITIONAL STATISTICS: Caught one pass for 20 yards, 1984; fumbles three times and recovered three fumbles, 1988; fumbled twice and recovered one fumble, 1989.

No. 76 KENNETH WAYNE (Ken) LANIER

Tackle



Birthdate—July 8, 1959
Birthplace—Columbus, Ohio
Residence—Denver, Colo.
How Acquired—Draft #5, 1981
College—Florida State
High School—Marion Franklin HS, Columbus, Ohio
Height—6-3
Weight—290
Pro Year—10th
Year with Broncos—10th

Ken Lanier last year started every game at his customary right tackle position, a feat he has accomplished in each of the last five campaigns. An extremely durable player, he leads all active Broncos in games played (125), consecutive games played (117), games started (117), and in consecutive starts (83). In 1988 Lanier was named the team's offensive MVP for his performance against the Raiders (9/26). He joined the club as a fifth-round draft choice in 1981 and saw action in eight games that season, starting one. He was named a fulltime starter at right tackle in 1982 and has held the position ever since.

COLLEGE: Ken was known as the "Ironman" of Florida State's team because of his string of 46 consecutive games started during his four-year Seminole career. He was named to several All-America teams during his junior and senior seasons. In addition to his football career at FSU, Lanier performed weight duty for the Seminole track team and holds the school record in the shot put with a heave of 60'2". He was the Metro Conference champion in that event in his junior and senior years. Ken closed out his college football career

with an appearance in the Senior Bowl, and graduated from Florida State with an industrial arts degree.

PERSONAL: Ken and his wife Vickie have two sons, Kenneth (3/21/87) and Kelyn (9/5/88), and the family makes it home in Denver. A Columbus, Ohio native, he earned All-Ohio honors and three letters each in football and track at Marion Franklin HS in his hometown. Lanier set the Ohio state record with a heave of 66'5" in the shot as a senior.

Professional Record

GAMES PLAYED: 1981 (8), 1982 (9), 1983 (16), 1984 (16), 1985 (16), 1986 (16), 1987 (12), 1988 (16), 1989 (16).
GAMES STARTED: 1981 (1), 1982 (9), 1983 (16), 1984 (15), 1985 (16), 1986 (16), 1987 (12), 1988 (16), 1989 (16).
ADDITIONAL STATISTICS: Recovered one fumble, 1982; recovered one fumble, 1984.

No. 98 DAVID GENE (Dave) LITTLE

Tight End



Birthdate—April 18, 1961
Birthplace—Selma, Calif.
Residence—Fresno, Calif.
How Acquired: Plan B, 1990
College—Middle Tennessee State
High School—Roosevelt HS, Fresno, Calif.
Height—6-2
Weight—226
Pro Year—7th
Year with Broncos—1st

Dave Little signed with Denver under the terms of the NFL's Plan B free agency system in March 1990. Through six seasons as a pro, Little has caught 25 passes for 243 yards. Last season with Philadelphia he played in 15 games, starting once, and caught two passes for eight yards. Little played in just 10 games in 1988 because of a knee injury. In 1987 he played in 12 games and led the Eagles in special teams tackles with 27, and had one catch for eight yards. Little started five of 16 games played and recorded a career-high 14 receptions for 132 yards, and had 22 special teams tackles. He played in 15 games in his first season with Philadelphia, signing with the Eagles as a free agent. He caught seven passes that year, including a career high of four at Minnesota, and had 22 special teams tackles. Little signed with Kansas City as a rookie free agent, and played in 10 games that season, with a 13-yard reception.

COLLEGE: Little caught 29 passes for 500 yards and six touchdowns in two seasons at Middle Tennessee State. He began his college career at Kings River Junior College in Reedley, Calif.

PERSONAL: Dave and his wife Lorée make their home in Fresno, Calif. A native of Selma, Calif., Dave played wide receiver at Roosevelt HS in Fresno. An agriculture and business major in college, he has attended the University of Pittsburgh in recent offseasons to work on his business degree.

Professional Record

Year	Club	RECEIVING					
		Games	Starts	No.	Yds.	Avg.	TD
1984	—Kansas City	10	1	1	13	13.0	0
1985	—Philadelphia	15	0	7	82	11.7	0
1986	—Philadelphia	16	5	14	132	9.4	0
1987	—Philadelphia	12	0	1	8	8.0	0
1988	—Philadelphia	10	0	0	0	0.0	0
1989	—Philadelphia	15	1	2	8	4.0	0
TOTALS		78	7	25	243	9.7	0

ADDITIONAL STATISTICS: Recovered one fumble in end zone for a touchdown, 1985; fumbled once, 1986; fumbled once, 1989

No. 59 TIMOTHY (Tim) BRIAN LUCAS *Linebacker*



Birthdate—April 3, 1961
Birthplace—Stockton, Calif.
Residence—Lodi, Calif.
How Acquired—FA, 1987
College—California
High School—Rio Vista, HS, Rio Vista, Calif.
Height—6-3
Weight—230
Pro Year—4th
Year with Broncos—4th

Tim Lucas will compete for increased playing time on Denver's linebacker unit in 1990. He played primarily on special teams in 1989 and was one of that unit's leaders with 13 tackles and eight assists. Lucas turned in a key play at Washington (11/20), when he tackled the Redskins' Monte Coleman for a loss on a fake punt attempt. In play as a linebacker, Lucas had five tackles, an assist, two sacks, and a pass defended. Lucas is currently one of only seven players on the Denver roster to have played in each of the last 40 regular season games. He played in every game in 1988, seeing the majority of his playing time on special teams. He had seven tackles and five knockdown blocks on that unit and was named Denver's special team MVP for his performance at Pittsburgh (10/23). He registered one tackle last season as a linebacker. Lucas played in 11 games and started three in 1987 with the Broncos. After signing with Denver on Sept. 24 that year, he started all three replacement games at outside linebacker. Lucas was named the Broncos' most valuable player of the game vs. the Raiders (10/12) after posting seven first hits, an assist, a five-yard quarterback sack, an interception, and a forced fumble. He was on the inactive list for weeks six through eight and played primarily on special teams for the remainder of the campaign. Lucas closed out the season with 11 first hits, four assists, and two sacks. Prior to coming to Denver, Lucas played with the USFL's Oakland franchise from 1983-85. He was drafted by the St. Louis Cardinals in the 10th round of the 1983 college draft.

COLLEGE: Lucas was a PAC-10 All-American as a senior at the University of California. He played for the Golden Bears in 1979-82 and won the school's scholar award. Lucas graduated with a degree in economics.

PERSONAL: Tim and his wife Robin make their offseason home in Lodi, Calif. Born in Stockton, Calif. he graduated from Rio Vista (Calif.) HS and was named all-league in football, baseball, basketball, and track. As a running back he ranked second in Northern California in rushing. Tim lists golf as his hobby.

Professional Record

INTERCEPTIONS

Year	Clubs	Games	Starts	No.	Yds.	Avg.	TD
1987	— Denver	11	3	1	11	11.0	0
1988	— Denver	16	0	0	0	0.0	0
1989	— Denver	16	0	0	0	0.0	0
TOTALS		43	3	1	11	11.0	0

ADDITIONAL STATISTICS: Recovered one fumble, 1987.
QUARTERBACK SACKS: 1987 (2), 1989 (2). Total - 4.

No. 96 RICHARD CHARLES (Jake) McCULLOUGH *Defensive End*



Birthdate—July 22, 1965
Birthplace—Loris, S.C.
Residence—Denver, Colo.
How Acquired—Draft #4, 1990
College—Clemson
High School—Loris HS, Loris, S.C.
Height—6-5
Weight—270
Pro Year—2nd
Year with Broncos—2nd

Jake McCullough will compete for increased playing time on Denver's defensive line in 1990. The Broncos' fourth-round draft choice in 1989, he was on the active roster for the first 14 weeks of the campaign, playing in 10 contests, with two tackles and a quarterback sack. He was placed on injured reserve on Dec. 15 with a hip injury.

COLLEGE: McCullough earned second-team All-Atlantic Coast (AP) and honorable mention All-America honors following his senior season at campaign. He played behind Michael Dean Perry (Cleveland) prior to his senior campaign, and was a member of the Tigers' squads that played in the Citrus Bowl (1988 and 1989) and the Gator Bowl (1986).

PERSONAL: Jake is single and makes his offseason home in Denver. He graduated from Loris (S.C.) HS in his hometown and was a Parade Magazine All-American and was on The Sporting News Top 100 list. Jake was also named all-state, all-area, all-conference, and all-country as a senior. He lettered five times in football and once in track while in high school. An industrial education major at Clemson, Jake lists hunting, horseback riding, and tennis as his hobbies.

Professional Record

GAMES STARTED: 1989 (10).
QUARTERBACK SACKS: 1989 (1).

No. 77 KARL BERNARD MECKLENBURG *Linebacker/Defensive End*



Birthdate—September 1, 1960
Birthplace—Edina, Minn.
Residence—Littleton, Colo.
How Acquired—Draft #12, 1983
College—Minnesota
High School—Edina West HS, Edina, Minn.
Height—6-3
Weight—230
Pro Year—8th
Year with Broncos—8th

Karl Mecklenburg earned his fourth Pro Bowl berth in five years for his play in 1989, but was unable to play in the game because of a knee injury sustained in Super Bowl XXIV. He was also named first-team All-Pro (AP), first-team All-AFC, and the AFC Defensive Player of the Month for November. Under Denver's new defensive system, Mecklenburg was allowed to concentrate on his inside linebacker position, and he finished the regular season as the

Broncos' leader in total tackles with 143, (83 first hits and 60 assists). Mecklenburg also recorded 7.5 sacks, boosting his career total to 47.5, fourth most in Denver history, and had four fumble recoveries, three passes defended, and two forced fumbles. He had 10 or more total tackles in nine games, including a high of 15 vs. San Diego (10/8), and returned a fumble for 23 yards and his first touchdown as a pro at Phoenix (12/16). Mecklenburg started 15 games last year, missing the season opener because of a knee injury. He started the first three games of the 1988 season but fractured his right thumb on the last play of the contest at Kansas City (9/18), a game in which he posted an astounding total 16 first hits and was named Denver's defensive and overall MVP. Mecklenburg did not suit up the following week and saw only limited action at San Diego (10/2), but returned to form over the next three weeks, posting 42 total tackles and a sack in that period. He reinjured the thumb at Pittsburgh (10/23) however, and spent the next six weeks on injured reserve. Mecklenburg returned to the active roster for the final two weeks of the season and closed out the season with two 12-tackle performances. His season totals show 78 first hits, 24 assists, and a pass defended. Additionally, he had one-and-a-half sacks to boost his career total to 40, sixth most in Bronco history. Mecklenburg earned his third straight starting berth in the NFL Pro Bowl in 1987 and was voted by teammates Denver's Most Valuable Defensive Player. He was further honored as All-NFL (NEA, AP 2nd-team) and All-AFC (UPI, Pro Football Weekly). Mecklenburg was named the Broncos' most valuable defensive player of the game four times in the 1987 campaign, and was selected as the AFC defensive player of the week following his performance vs. New England (12/6), netting two interceptions, six first hits, three assists, and two quarterback harassments. He closed out the season with totals of 81 first hits, 16 assists, three interceptions, two forced fumbles, and seven sacks, tying Rulon Jones for the team lead in sacks. Through the 1985-87 seasons Mecklenburg and Jones combined for 60 sacks. He had 19 total tackles in the postseason, including one-and-a-half sacks in Super Bowl XXII (1/31). Mecklenburg was named AFC Player of the Year by the Football News in 1986, in addition to being honored as All-NFL (AP, Sports Illustrated, NEA, Pro Football Writers of America, The Sporting News, Pro Football Weekly) and All-AFC (UPI, Pro Football Weekly, Football News). In 1986 he recorded 9½ sacks, 83 first hits, and 127 total tackles, with all figures ranking second on the team. Mecklenburg also posted three passes defended, a forced fumble and a fumble recovery, and had two games with 2½ sacks, at the Raiders (11/2), and vs. New England (9/28). Mecklenburg had 30 total tackles during the post-season, including a team-high 13 in Super Bowl XXI. Mecklenburg was one of the NFL's biggest success stories in 1985, and his superb play resulted in his being named a starter in the Pro Bowl, where he led the AFC with 11 tackles. He did not become a fulltime starter until the 10th week of the campaign but finished with a Bronco record 13 quarterback sacks, (broken by Rulon Jones in 1986). Mecklenburg had two team record four-sack games (vs. New Orleans on 9/15 and at Pittsburgh on 12/1), earning All-NFL (AP, Sports Illustrated, The Football News, Pro Football Writers of America, Newspaper Enterprise Association, and College and Pro Football Newsweekly-second team), and All-AFC (UPI) honors for his efforts. His great versatility enabled the coaching staff to move him around considerably in the Denver defense, and Mecklenburg played seven positions during a campaign in which he also led the team in forced fumbles (five) while posting 65 total tackles and defending four passes. He displayed his versatility in that Pittsburgh game, lining up at every defensive position except cornerback and safety. Mecklenburg was one of 1984's biggest surprises, making an immediate impact in his conversion to linebacker from defensive end during a campaign that saw him record seven

sacks, high among linebackers, and two interceptions for a club-leading 105 yards. Mecklenburg was used largely on third down and passing down situations in 1984, but also saw some action as a defensive end. He played in all 16 games in 1983, posting 24 tackles and two sacks after joining the Broncos as their 12th-round draft pick.

COLLEGE: Karl earned second team All-Big Ten Honors (AP and UPI) as a senior at Minnesota. He started his college career at Augustana College (South Dakota), but transferred to Minnesota in 1980, sitting out that season as a redshirt.

PERSONAL: Karl and his wife Kathi have a son, Luke (1/31/85), and a daughter, Kelsey (3/12/90), and the family makes its home in the Denver suburb of Littleton. Since 1985, Karl's "For Mercy's Sake, Sack 'Em" program has raised \$600,000 for Colorado's medically needy at Denver's Mercy Hospital. Karl is now the Sport Chairman for a new national program with the United States Association for Blind Athletes called "SportMates". SportMates raises funds to provide training for blind and other disabled athletes for world competitions including the 1992 Winter Paralympics in Albertville, France and Summer Paralympics in Barcelona, Spain. Karl's mother is the former Deputy Secretary of the Department of Health, Education, and Welfare, and his father is a physician in the Washington, D.C. area. He was an all-conference selection, had also earned all-state honors at Edina West HS in his native Edina, Minn. Karl has a degree in biology and is an accomplished guitarist who also likes to hunt and fish.

Professional Record

Year	Club	INTERCEPTIONS					
		Games	Starts	No.	Yds	Avg.	TD
1983	—Denver	16	0	0	0	0.0	0
1984	—Denver	16	1	2	105	52.5	0
1985	—Denver	16	9	0	0	0.0	0
1986	—Denver	16	26	0	0	0.0	0
1987	—Denver	12	12	3	23	7.7	0
1988	—Denver	9	9	0	0	0.0	0
1989	—Denver	15	15	0	0	0.0	0
TOTALS		100	62	5	128	25.6	0

ADDITIONAL STATISTICS: Recovered one fumble, 1984; recovered one fumble, 1985; recovered one fumble, 1986; recovered one fumble, 1987; recovered four fumbles and returned one 23 yards for score, 1989.

QUARTERBACK SACKS: 1983 (2), 1984 (7), 1985 (13), 1986 (9½), 1987 (7), 1988 (1½), 1989 (7½). Total - 47½.

No. 89 ORSON ODELL MOBLEY

Tight End



Birthdate—March 4, 1963
Birthplace—Brooksville, Fla.
Residence—Miami, Fla.
How Acquired—Draft #6a, 1986
College—Salem College
High School—Miami Palmetto HS, Miami, Fla.
Height—6-5
Weight—259
Pro Year—5th
Year with Broncos—5th

Orson Mobley played in 12 regular season games in 1989, starting five times, and caught 17 passes for 200 yards. His top game of the year came against the Raiders (12/3) when he caught five passes for 51 yards. He was on the Broncos' Reserve/Non-

Football illness list for weeks one through three and was exempt from the roster in week four. Mobley had two catches for 22 yards and a touchdown in the AFC Championship Game vs. Cleveland (1/14) and was a starter in two of Denver's three postseason contests. He caught 21 passes for 218 yards and two TDs in 1988. He played in every game and started seven times at H-back and twice at tight end when Clarence Kay was sidelined with an injury. Mobley set personal single game highs of six receptions for 55 yards vs. Cleveland (11/13), and was named Denver's offensive player of the game. Mobley was hampered by injuries in 1987, playing in 10 games and starting six. For the season he caught 16 passes for 228 yards and a touchdown. Mobley had four receptions in each of the first two games, going for 49 yards and a score vs. Seattle (9/13) and 64 yards against Green Bay (9/20). He sprained an ankle at Buffalo (11/8) and sat out of the next two contests. In postseason play Mobley posted two catches for 17 yards. He was one of Denver's biggest surprises in 1986, leading the team's tight end corps with 22 catches for 332 yards and a touchdown. The Broncos' first pick in the sixth round that year, Mobley recorded his first professional reception in week eight vs. Seattle (10/26) and his 21 catches in the final eight games tied for the team lead in that time span. Mobley caught five passes vs. Washington (12/23) for 93 yards, Denver's high-yardage mark in 1986, and the following week in Seattle (12/20) he gained 48 yards on four receptions, scoring his first TD as a pro on a 17-yard pass from John Elway. Mobley finished the postseason with seven catches for 122 yards, grabbing two passes for 69 yards vs. New England (1/4), three for 36 yards vs. Cleveland (1/11), and two for 17 yards vs. the Giants in Super Bowl XXI (1/25). Mobley started three games in 1986 at the H-back position and played in every game except the week two contest at Pittsburgh.

COLLEGE: Mobley earned first-team All-West Virginia Conference honors as a senior at Salem College in Salem, W.Va., leading the Tigers with 39 receptions for 501 yards, a 12.8 average, and three touchdowns. He also punted 59 times for a 36.2 average and scored on a 49-yard run from punt formation. Mobley, who was a second-team all-conference player as a junior, began his college career at Florida State in 1981 as a defensive tackle, moving to tight end in 1982 and catching eight passes for the Seminoles. A versatile athlete, Mobley also played baseball at Florida State.

PERSONAL: Orson is single and resides in Miami, Fla., where he attended Miami Palmetto HS. He lettered once in football, twice in basketball, and three times in baseball, and was drafted by the Montreal Expos out of high school. He has two daughters, Denise (1/28/84) and Michelle (2/1/85), and lists fishing and playing basketball as his hobbies.

Professional Record

RECEIVING

Year	Club	Games	Starts	No.	Yds.	Avg.	TD
1986	—Denver	15	3	22	332	15.1	1
1987	—Denver	10	6	16	228	14.3	1
1988	—Denver	16	9	21	218	10.4	2
1989	—Denver	12	5	17	200	11.8	0
TOTALS		53	25	76	978	12.9	4

ADDITIONAL STATISTICS: Rushed once for minus one yard, fumbled once, 1986; fumbled once, 1987; fumbled once, recovered one fumble, 1988.

No. 97 MARK DAVID MRAZ

Defensive End



Birthdate—February 9, 1965
Birthplace—San Gabriel, Calif.
Residence—Glendora, Calif.
How Acquired—Plan B, 1990
College—Utah State
High School—Glendora HS, Glendora, Calif.
Height—6-4
Weight—260
Pro Year—3rd
Year with Broncos—1st

Mark Mraz joined the Broncos under the terms of the NFL's Plan B free agency system. He played in 11 games last year with the Los Angeles Raiders, joining that team as a free agent in April 1989. A fifth-round draft choice of Atlanta in 1987, Mraz played in 11 of the 12 non-strike games as a rookie. He was used primarily on special teams, but did record two quarterback sacks. Mraz was released by the Falcons during the 1988 preseason and did not sign with another team during that campaign.

COLLEGE: Mraz was a four-year letterman at Utah State, earning first-team All-PCAA honors as a senior. He led the conference that year with 16 sacks, and had 13 as a junior. His top game in college came against Fresno State in his final campaign when he recorded seven tackles, three sacks, and two pass deflections.

PERSONAL: Mark and his wife Kim live in Glendora, Calif., where Mark attended Glendora HS and was all-league and all-conference as a defensive lineman. The San Gabriel, Calif., native was named League Lineman of the Year as a senior, and also lettered in track as a shot putter, in basketball as a center, and in wrestling.

Professional Record

GAMES PLAYED: 1987 (11), 1989 (11).

QUARTERBACK SACKS: 1987 (2), 1989 (1/2). Total - 2 1/2.

No. 51 MARC CHRISTOPHER MUNFORD

Linebacker



Birthdate—February 14, 1965
Birthplace—Lincoln, Neb.
Residence—Denver, Colo.
How Acquired—Draft #4, 1987
College—Nebraska
High School—Heritage HS, Littleton, Colo.
Height—6-2
Weight—231
Pro Year—4th
Year with Broncos—4th

Marc Munford had his best season as a pro in 1989, his third season with the Broncos, and was voted by teammates as Denver's Most Inspirational Player. He played in every game and started six regular season contests and in the divisional playoff game against Pittsburgh (1/7). In regular season play Munford had 54 first hits, 44 assists, two interceptions, a sack, and two passes defended. He registered 11 tackles and a sack on opening day against Kansas City (9/10) and 12 total tackles against Philadelphia (10/29). He

had a big play at Cleveland (10/1) when, with the score tied late in the fourth quarter, he picked off a Bernie Kosar pass and returned it to the Broncos 33, although Denver fumbled five plays later and lost possession. In 1988 he was waived by Denver just prior to the opening of the regular season but was re-signed by the club on Sept. 21. Munford played in the next three games but suffered a sprained knee at San Francisco (10/9) and was placed on injured reserve. After missing the next six games he was activated off of IR on Nov. 23 and played in the final four games of the season. Munford saw most of his action on special teams, registering four tackle assists, two assists inside of the 20, one forced fumble, and nine knock-down blocks on that unit. He was named special teams MVP for his performance in week 14 against the Los Angeles Raiders. Munford was drafted by the Broncos in the fourth round of the 1987 draft and played in 12 games that season. He turned in a big play in his first game as a professional, recovering a fumble on a kickoff in the season opener vs. Seattle (9/13) to set up Denver's go-ahead touchdown before halftime. He was placed on injured reserve before postseason play began and had surgery to repair a herniated disc in his back.

COLLEGE: Munford was a three-time All-Big Eight selection at Nebraska, where he also earned Academic All-Big Eight honors as a senior. He suffered a serious knee injury as a junior, had reconstructive surgery, and rebounded to have a fine campaign in 1986. Munford led the Cornhuskers in tackles ever since becoming a starter as a sophomore. In the 1985 Sugar Bowl vs. Louisiana State he recorded nine tackles and an interception. He majored in speech communications.

PERSONAL: Marc and his wife Shelley have two daughters, Brooke (3/26/90) and Brittny Lynn (11/23/87), and the family makes its home in Denver. A native of Lincoln, Neb., Marc was raised in the Denver suburb of Littleton and attended Heritage HS there, earning all-conference, all-metro Denver, and second-team all-state honors in football. He was all-conference in baseball as a junior with a .460 batting average and lettered once in basketball.

Professional Record

Year	Club	Games	INTERCEPTIONS					TD
			Starts	No.	Yds.	Avg.		
1987—	Denver	12	0	0	0	0.0	0	
1988—	Denver	7	0	0	0	0.0	0	
1989—	Denver	16	6	2	16	8.0	0	
TOTALS		35	6	2	16	8.0	0	

ADDITIONAL STATISTICS: Recovered two fumbles, 1987.
QUARTERBACK SACKS: 1989 (1).

No. 84 RICKY RENNARD NATTIEL

Wide Receiver



Birthdate—January 25, 1966
Birthplace—Gainesville, Fla.
Residence—Aurora, Colo.
How Acquired—Draft #1, 1987
College—Florida
High School—Newberry HS,
 Newberry, Fla.
Height—5-9
Weight—180
Pro Year—4th
Year with Broncos—4th

Ricky Nattiel is expected to rebound from a difficult 1989 campaign in which he was sidelined for eight games with tendonitis in his right knee. He had trouble with the knee in training camp and throughout the preseason, and spent weeks three through eight on injured reserve. In regular season play he caught 10 passes for 183 yards and a score and returned nine punts for an 8.6 average. His best game of the season came against Pittsburgh (11/5) when he had three receptions for 68 yards. Nattiel played in all three postseason contests and had two catches for 43 yards. In 1988 he tied for second on the team in receptions with Mark Jackson, catching 46 passes for 574 yards and a TD. Additionally, his 9.7-yard average on 213 punt returns led the team and tied for fifth in the AFC and ninth in the NFL. Nattiel returned six kickoffs for an average of 20.7 yard per return and had five rushing attempts for 51 yards. He played in 15 games, starting 11, but was on the inactive list vs. the Rams (11/27), sitting out with a sprained ankle. He set a new career high with six catches vs. San Diego (9/11), and tied that mark five weeks later vs. Atlanta (10/16), a performance for which he was named the Broncos' offensive player of the game. Nattiel had his only 100-yard game of the year at Pittsburgh (10/23), when he caught three passes for 102 yards, including a 74-yard TD catch that stands as the longest reception of his career. He had another six-reception game the next week at Indianapolis (10/31) and also posted a 29-yard run against the Colts. Nattiel set new personal highs with seven punt returns for 63 yards vs. the Raiders (9/26). Nattiel had a dynamic rookie season as the Broncos' first-round draft choice in 1987 and was named NFL All-Rookie (UPI, College and Pro Football Newsweekly, Football Digest, PFWA, Pro Football Weekly). The speedster ranked second on the team with 630 yards on 31 catches, scoring twice, and his average per catch of 20.32 was the third highest single season average in Bronco history and the best ever by a rookie. Also, Nattiel returned 12 punts for a 6.1 average and four kickoffs for a 19.5 average. Despite playing with a broken thumb, suffered in practice the week of the game at Buffalo (11/8), Nattiel was an important part of Denver's four-game winning streak in the second half of the season. He gained 93 yards on four receptions and scored a TD vs. Chicago (11/6) and caught three passes for 87 yards in Los Angeles against the Raiders (11/22). Nattiel posted the Broncos' highest regular season yardage total the following week with 118 yards on four catches, scoring once, and had three receptions for 81 yards in the Denver victory over New England (12/6). He broke a bone in his hand against the Patriots, but continued his fine play throughout the remainder of the season. In postseason play he caught eight passes for 171 yards and two scores. He gained 95 yards on five catches and scored the first TD of the day in the AFC Championship Game vs. Cleveland (1/17), and scored the Broncos' only touchdown of the day on Denver's

first offensive play of Super Bowl XXII (1/31), a play covering 56 yards.

COLLEGE: Nattiel was a legitimate deep threat and team leader in his four years at Florida, closing out his college career as the sixth-ranked receiver on the school's all-time chart in receptions (117), also ranking second in yardage (2,086), and third in touch-down catches (18). Known for his sensational catches, Nattiel in 1986 was first-team All-Southeastern Conference and received All-American honors for a season in which he led the SEC with 44 receptions for 679 yards and eight scores. He earned second-team all-conference honors as a junior and was SEC All-Academic as a sophomore.

PERSONAL: Ricky is single and splits his time in the offseason between his native Gainesville, Fla., and the Denver suburb of Aurora. He participated in the NFL Fastest Man competition in the 1987 offseason. Nattiel was an all-state quarterback at Newberry (Fla.) HS, where as a senior he rushed for 739 yards (a 6.8 average) and 15 TDs, while completing 26 of 53 passes for 296 yards and three scores. Nattiel lettered three times each in football, basketball, baseball, and track during his prep career. He has a career in rehab counseling from Florida.

Professional Record

Year	Club	Games	RECEIVING					RUSHING				
			Starts	No.	Yds.	Avg.	TD	Att.	Yds.	Avg.	TD	
1987—Denver	...	12	3	31	630	20.3	2	2	13	6.5	0	
1988—Denver	...	15	11	46	574	12.5	1	5	51	10.2	0	
1989—Denver	...	8	0	10	183	18.3	1	0	0	0.0	0	
TOTALS	35	14	87	1387	15.9	4	7	64	9.1	0	

Year	Club	PUNT RETURNS				KICKOFF RETURNS			
		No.	Yds.	Avg.	TD	No.	Yds.	Avg.	TD
1987—Denver	12	73	6.1	0	4	78	19.5	0
1988—Denver	23	223	9.7	0	6	124	20.7	0
1989—Denver	9	77	8.6	0	0	0	0.0	0
TOTALS	44	373	8.5	0	10	202	20.2	0

ADDITIONAL STATISTICS: Fumbled twice, recovered two fumbles, 1987; fumbled four times, recovered one fumble, 1988; fumbled twice, 1989.

No. 60 GERALD PERRY

Guard



Birthdate—November 12, 1964
Birthplace—Columbia, S.C.
Residence—Westminster, Colo.
How Acquired—Draft #2, 1988
College—Southern University
High School—Dreher HS, Columbia, S.C.
Height—6-6
Weight—305
Pro Year—3rd
Year with Broncos—3rd

Gerald Perry made great strides at the left tackle position for Denver in 1989, his second year as a pro. He started all but one game and has now started 21 of the 32 games in which he has played. He had an outstanding rookie season in 1988 and was named to the UPI and Football Digest all-rookie squads. Denver's second-round draft choice that year. Perry played in every game in 1988 and started at left guard in weeks 10 through 15 in place of

injured Keith Bishop. Bronco coaches are impressed with Perry's strength, versatility, and ability to control his opponents at the point of attack.

COLLEGE: Perry was one of the most dominating blockers in the Division 1-AA ranks while at Southern University. A versatile athlete, he was a member of the Jaguars' basketball team as well. As a senior in 1987 he was a consensus Division 1-AA All-American selection, also earning all-Southwestern Athletic Conference honors. In 1986, Perry's first year at Southern, he started every game at right tackle and garnered second-team All-SWAC honors. Perry sat out the 1985 season after transferring from Northwestern Mississippi Junior College. In his final year at Southern, Perry played in six games for the Jaguars' basketball squad, averaging two points per game. He hauled down nine rebounds from his back-up center post as the team won the SWAC tournament and advanced to the NCAA Midwest Regional playoffs.

PERSONAL: Gerald is married (Conya) and has a son, Gerald, Jr., and a daughter, Jessika Chanel. A native Columbia, S.C., Gerald lettered in football as a two-way lineman and in basketball as a center at Dreher HS in Columbia. He earned 11 prep letters overall, including four each in football and basketball and three in track. Gerald lists "Ice-Truck," "Pac-Man," and "The Chef" as his nicknames.

Professional Record

GAMES PLAYED: 1988 (16), 1989 (16).

GAMES STARTED: 1988 (6), 1989 (15).

No. 91 WARREN POWERS

Defensive End



Birthdate—February 1, 1965
Birthplace—Baltimore, Md.
Residence—Jarrettsville, Md.
How Acquired—Draft #2b, 1990
College—Maryland
High School—Edmonson HS, Baltimore, Md.
Height—6-6
Weight—287
Pro Year—2nd
Year with Broncos—2nd

Warren Powers will compete for a starting defensive end spot in 1990, his second year with the Broncos. He had a good rookie campaign and saw more action as the season progressed. Denver's second pick of the second round in 1989, Powers recorded seven tackles, 12 assists, three quarterback sacks, and a forced fumble. He had his first start as a professional in the regular season finale at San Diego (12/24).

COLLEGE: Powers was a three-year starter at the University of Maryland and earned first-team All-Atlantic Coast Conference honors and was an honorable mention All-America candidate as a senior. He closed out his college career with an appearance in the Blue-Gray all-star game.

PERSONAL: Warren is single and resides in Jarrettsville, Md., in the offseason. He attended Edmonson HS in his native Baltimore, Md., and was an all-Met defensive tackle and a member of the all-MISA all-star team as a senior. Warren lettered three times each in football and basketball, guiding the football team to a pair of city titles. He had five sacks in the championship game as a junior. A criminal justice major at Maryland, Warren lists basketball and fishing as his hobbies.

Professional Record

GAMES PLAYED: 1989 (15).

GAMES STARTED: 1989 (1).

QUARTERBACK SACKS: 1989 (3).

No. 48 RANDY ROBBINS

Safety



Birthdate—September 14, 1962

Birthplace—Casa Grande, Ariz.

Residence—Tucson, Ariz.

How Acquired—Draft #4, 1984

College—Arizona

High School—Casa Grande Union HS, Casa Grande, Ariz.

Height—6-2

Weight—189

Pro Year—7th

Year with Broncos—7th

Randy Robbins turned in another fine performance in 1989 as Denver's back-up strong safety and as a member of the special teams unit. He played in every game and started in weeks 13 and 15 in place of the injured Dennis Smith. Robbins had two interceptions last year, including one returned for a touchdown vs. Kansas City (9/10) on opening day. He also posted 25 tackles, 12 assists, eight passes defended, and a fumble recovery. Among his special teams numbers were six tackles and five knock-down blocks. Robbins played in all three postseason contests and made a key play vs. Pittsburgh (1/7) in the divisional playoff game when he recovered a Bubby Brister fumble to halt the Steelers' final drive. In six seasons with the Broncos Robbins has posted 10 interceptions and eight quarterback sacks. He started five of the first eight games of the 1988 season at strong safety because of injuries to Dennis Smith. Bronco coaches named Robbins Denver's overall player of the game at San Diego (10/2) after he registered seven first hits, a quarterback sack, and broke up a pass. For the season he had 67 first hits, nine assists, two sacks, two interceptions, six passes defended, and a fumble recovery. He performed well in 1987, starting four times for an injured Dennis Smith before suffering a late season injury that sidelined him for four weeks. His regular season stats showed 45 first hits, six assists, a career-high three interceptions, and a quarterback sack. In his first start of the season, he registered 11 first hits and two assists at Buffalo (11/8). He hurt his knee in Seattle (12/13) when he landed on it after intercepting a pass. He had arthroscopic surgery and did not rejoin the active roster until the AFC Championship Game (1/17), a contest in which he forced and recovered a fumble and had two first hits. He saw considerable playing time in 1986, playing in every regular season and postseason game and starting vs. New England (9/28) and at San Diego (10/12), when Dennis Smith was injured. He led all defensive backs with four quarterback sacks and finished the regular season with 48 total tackles, six passes defended, two fumble recoveries, and a forced fumble that resulted in a Denver touchdown by defensive end Andre Townsend vs. Kansas City (11/16). Robbins had six first hits and seven total tackles in postseason play, also breaking up three passes. He made an impressive comeback in 1985 after breaking his arm in the preseason opener against the New York Giants and spending the first six weeks of the regular season on injured reserve. He returned to play in 10 games, starting and recording an interception at San Diego (11/17). Robbins set a Bronco record by blocking two punts in one game at Kansas City (10/27), finishing the season with 16 total tackles and four passes

defended. He had a fine season as Denver's fourth round draft choice in 1984, recording one sack and two interceptions, including one for a 62-yard touchdown in a Sunday night game at Cleveland (9/16). Robbins played primarily in five-defensive back situations, but also saw action at the strong safety position. A superb athlete, Robbins played in all 16 games and started against Seattle (11/25) in place of the injured Dennis Smith. He knocked down nine passes and was in on 28 tackles in his limited playing time as a rookie.

COLLEGE: Randy was an AP honorable mention All-American and earned first team All-PAC 10 honors in 1983, closing out his college career with a Senior Bowl appearance. A three-year starter at Arizona, Robbins intercepted 12 passes, returning a conference record four for touchdowns, as well as recording two fumble recoveries and a blocked punt.

PERSONAL: Randy and his wife Debbie have a son, Randy II (3/29/90), and the family makes its home in Tucson, Ariz. At Casa Grande (Ariz.) Union HS in his hometown, Randy was a nine-letter winner, including two each in football, baseball, and track, and three in basketball. He saw action as a running back, defensive back, wide receiver, and kicker in high school. As a senior, Randy received all-league and all-county honors and was an Arizona Daily Blue Chip selection. He majored in business and public administration at Arizona.

Professional Record

Year	Club	INTERCEPTIONS					
		Games	Starts	No.	Yds.	Avg.	TD
1984	—Denver	16	1	2	62	31.0	1
1985	—Denver	10	1	1	3	3.0	0
1986	—Denver	16	2	0	0	0.0	0
1987	—Denver	10	4	3	9	3.0	0
1988	—Denver	16	5	2	66	33.0	0
1989	—Denver	16	2	2	18	9.0	1
TOTALS		84	15	10	158	15.8	2

ADDITIONAL STATISTICS: Recovered one fumble, 1984; blocked two punts, 1985; recovered two fumbles, 1986; recovered one fumble, 1988, recovered one fumble, 1989.

QUARTERBACK SACKS: 1984 (1), 1986 (4), 1987 (1), 1988 (2). Totals - 8.

No. 52 RONALD LOUIS (Ron) SANCHO

Linebacker



Birthdate—June 21, 1965

Birthplace—New Orleans, La.

Residence—Avondale, La.

How Acquired—FA, 1989

College—Louisiana State

High School—Archbishop, Shaw HS, Avondale, La.

Height—6-2

Weight—230

Pro Year—1st

Year with Broncos—1st

Ron Sancho was on Denver's developmental squad for the entire 1989 campaign. He was originally drafted in the seventh round of last year's draft by Kansas City, but was released in the pre-season. He signed with Denver on Sept. 7.

COLLEGE: Sancho was a four-year starter at Louisiana State and twice was named honorable mention All-America. As a senior, he and teammate Derrick Thomas were the first-team All-Southeast-

ern Conference outside linebackers, and Sancho was named second-team All-SEC as a junior. He also earned Sophomore All-American honors and was a second-team Freshman All-American.

PERSONAL: Ron and his wife Cheryl have a son, Joshua (3/16/89), and the family makes its home in Avondale, La., where Ron was a stand-out athlete at Archbishop Shaw HS. He was all-district, all-conference, and all-area as a linebacker, and set a school record for quarterback sacks as a senior. The New Orleans native received several humanitarian awards along with LSU teammate Mickey Guidry for saving the life of a truck driver, whose tanker overturned in Baton rouge, spilling hydrochloric acid in the spring of 1986.

Professional Record

GAMES PLAYED: 1989 (0 - development squad).

No. 30 STEVEN EDWARD (Steve) SEWELL *Running Back*



Birthdate—April 2, 1963
Birthplace—San Francisco, Calif.
Residence—Aurora, Colo.
How Acquired—Draft #1, 1985
College—Oklahoma
High School—Riordan HS, San Francisco, Calif.
Height—6-3
Weight—210
Pro Year—6th
Year with Broncos—6th

Steve Sewell has a fine season in 1989, leading all NFL running backs for the second straight year in average per catch, with a mark of 16.6. He finished third on the team with 25 receptions, good for 416 yards and three scores, and he picked up a first down on 19 of his catches. Sewell rushed just seven times for 44 yards last year, but picked up three first downs on the ground. He had five catches for 84 yards at Kansas City (11/12), including a 30-yard reception off of a shovel-pass that set up the winning field goal. He had three receptions for 72 yards vs. Pittsburgh (11/5), including one for 56 yards. Sewell caught five passes for 77 yards in postseason play, with three for 55 in the AFC Championship Game vs. Cleveland (1/14). Over his career Sewell has rushed 163 times for 660 yards and eight scores and has caught 123 passes for 1,650 yards, a 13.4 average, with 11 touchdowns. He closed out the 1988 season fourth on the team in both rushing and receiving. He gained 135 yards on 32 rushing attempts, scoring once, and set career highs with 38 receptions for 507 yards and five TDs. Sewell was named Denver's offensive player of the game vs. Seattle (9/4) after catching five passes for 81 yards and rushing for 16 yards. He was named the Broncos' overall player of the game at Indianapolis (10/31) after posting a career-high six receptions for 82 yards and two scores, including a 48-yard TD reception, and rushing once for 25 yards. Sewell also had a 68-yard TD catch vs. Atlanta (10/16). He had a good season in 1987 despite sitting out the final five regular season games on injured reserve with a fractured jaw. For the season he rushed 19 times for 83 yards and two scores and caught 13 passes for 209 yards and a TD. Sewell caught a 72-yard touchdown pass in the season opener vs. Seattle (9/13) and the following week against Green Bay (9/20) scored on a two-yard run to send the game into overtime. He had his best game of the season vs. Chicago (11/16), tying his career high of five receptions for 78 yards and scoring the winning touchdown on a four-yard run. Sewell was injured the following week against the Raiders (11/22) and didn't return to the active roster until the playoffs. In postseason action he rushed

seven times for seven yards, scoring a TD in the AFC Championship Game (1/17), and caught eight passes for 92 yards, including four for 41 yards in Super Bowl XXII (1/31). He also completed a 23-yard pass to John Elway in the game. In 1986 Sewell rebounded from a midseason injury to close the season on a high note for Denver. He threw a 23-yard touchdown pass to John Elway in the season opener against the Raiders (9/7), and when Vance Johnson was placed on injured reserve after that contest, Sewell played almost exclusively at wide receiver for the next five weeks. In week three at Philadelphia (9/21) he caught five passes for 87 yards, including one for 40 yards, all personal career highs. Sewell went down with a shoulder injury vs. San Diego (11/9) and spent the next five weeks on injured reserve. He returned to the active roster to play in the regular season finale at Seattle (12/20), and closed out the campaign with 23 carries for 123 yards and one score, and 23 receptions for 294 yards and a touchdown. He played in all three post-season contests, rushing six times for 13 yards and catching eight passes for 100 yards, including a key 22-yard pass from Elway that moved the team to midfield on the Broncos' 98-yard scoring drive in the AFC Championship Game at Cleveland (1/11). He had a fine debut as Denver's first-round draft choice in 1985, finishing third on the team in rushing despite not having an attempt until the seventh game of the year. He finished with 82 carries for 275 yards and four touchdowns, including two at Pittsburgh (12/1). Sewell had his best day at Kansas City (10/27), gaining 64 yards on 20 carries. He performed well coming out of the backfield as a receiver as well, snaring 24 passes for 224 yards and one score, a 54-yard pass from Gary Kubiak at San Diego (11/3). Sewell had his best day receiving in the season finale at Seattle (12/20), catching five passes for 62 yards. He also returned one kickoff for 29 yards that year. Bronco coaches are impressed with his overall athletic ability, great attitude, and dedication.

COLLEGE: Steve was the most versatile athlete on the Oklahoma squad, starting all but a few games in his four years there. He earned second-team All-Big Eight honors as a senior, rushing for 577 yards and gaining 315 yards on receptions, while scoring seven touchdowns. Steve's career statistics show 170 carries for 1,113 yards (a 6.5 average), 33 receptions for 550 yards, and 14 touchdowns. Sewell was voted the Don Key Award, the highest honor a Sooner player can receive. The award is given to the player who annually exhibits all the positive physical, mental, and academic traits of college football. He closed out his college football career with an appearance in the Orange Bowl. Steve also ran track as a sophomore and was selected Academic All-Big Eight in 1982.

PERSONAL: Steve has a son, Samuel (9/11/88), and lives in Aurora, Colo. A native of San Francisco, Steve graduated from that city's Riordan HS, where he was All-Bay Area and all-league in a senior season in which he rushed for 1,000 yards. He earned three prep letters in football as a two-way starter (running back and safety), and lettered three more times in track, specializing in the long jump and relays. Steve is an avid movie buff and has a degree in communication.

Professional Record

Year	Club	Games	Starts	RUSHING				RECEIVING			
				Att.	Yds.	Avg.	TD	No.	Yds.	Avg.	TD
1985	Denver ...	16	2	82	275	3.4	4	24	224	9.3	1
1986	Denver ...	11	5	23	123	5.3	1	23	294	12.8	1
1987	Denver ...	7	0	19	83	4.4	2	13	209	16.1	1
1988	Denver ...	16	3	32	135	4.2	1	38	507	13.3	5
1989	Denver ...	16	3	7	44	6.3	0	25	416	16.6	3
TOTALS...		66	13	163	660	4.0	8	123	1650	13.4	11

ADDITIONAL STATISTICS: Fumbled once, recovered one fumble, and returned one kickoff for 29 yards, 1985; passed once, complete for 23 yards and a touchdown, 1986; fumbled once, 1987; fumbled twice, recovered three fumbles, 1988.

No. 49 DENNIS SMITH

Safety



Birthdate—Feb. 3, 1959
Birthplace—Santa Monica, Calif.
Residence—Aurora, Colo.
How Acquired—Draft #1, 1981
College—Southern California
High School—Santa Monica HS,
Santa Monica, Calif.
Height—6-3
Weight—200
Pro Year—10th
Year with Broncos—10th

Dennis Smith earned his third Pro Bowl berth after a dynamic 1989 campaign. He was voted by teammates as Denver's defensive most valuable player and earned All-NFL (AP-second team) and All-AFC (Pro Football Weekly, UPI-second team) honors, and was the AFC Defensive Player of the Month for October. He started all 14 regular season games in which he played, sitting out against the Raiders (12/3) with a groin injury and at Phoenix (12/16) with a pinched nerve in his neck. In regular season play he led the team with six forced fumbles and had 47 first hits, 35 assists, two interceptions, 11 passes defended, three fumble recoveries, and a blocked field goal. Smith set up a Denver score with one of two forced fumbles at Washington (11/20) and had a tremendous game at Seattle (10/22) with seven first hits, seven assists, an interception that set up the winning field goal, two passes defended, a forced fumble, and a fumble recovery. He started all three postseason games for Denver and had two interceptions in the AFC Championship Game vs. Cleveland (1/14). Smith started in 11 games in 1988 but spent four weeks on injured reserve with a hamstring injury. He was named Denver's defensive player of the game in the season opener vs. Seattle (9/4), when he posted 10 first hits and two assists. Smith earned overall player of the game honors in Los Angeles against the Raiders (12/4) after registering 10 total tackles and a fumble recovery. Smith's 1988 season totals show 83 first hits, 23 assists, one sack, three passes defended, two forced fumbles, and two fumble recoveries. He had a difficult 1987 campaign, playing in just six games and spending seven weeks on injured reserve. He was named Denver's defensive MVP of the game for his performance in the season opener vs. Seattle (9/13) where he posted six first hits and an assist, returned an interception for 15 yards, and forced and recovered a fumble while playing with a cast on his hand to protect a broken finger suffered in the preseason. He had surgery on the finger following the next week's game against the Packers (9/20), in which he registered 10 total tackles and a fumble recovery. Smith posted his second interception of the season vs. Detroit (11/1) but sat out the next week with a sprained knee. He broke his right forearm early in the contest against the Raiders (11/22) and did not play again until the AFC Championship Game (1/17). Against Cleveland he had seven first hits and two assists, and followed that up with a 13-tackle performance in Super Bowl XXII (1/31). He earned his second straight Pro Bowl appearance in 1986, this time as a starter, and was named All-AFC (Pro Football Weekly) and honorable mention All-NFL (AP). He started every game in which he played, missing the games vs. New England (9/28) and at San Diego (10/12) with a groin pull. Smith led the team with 12 passes defended and posted 88 total tackles, including 66 first hits, two forced fumbles, one fumble recovery, a nine-yard sack, and an interception, that vs. Seattle (10/26). Smith broke a bone in his shoulder in the 1986 season opener vs. the Raiders (9/7) but turned in a solid performance in the next two games despite the injury. He did not play in

the first playoff game but returned to start both the AFC Championship Game and Super Bowl XXI, finishing postseason play with 12 first hits and three assists. Smith made his first Pro Bowl appearance in 1985 and was named All-NFL (College and Pro Football Newsweekly) and All-AFC (UPI-2nd team) for his efforts, despite missing three games due to injuries. His three interceptions for the year all came against the Los Angeles Raiders (12/8), and he was second on the team with 17 passes defended. Smith had four quarterback sacks that year and he blocked two field goals vs. San Diego (11/17), the second of which came in overtime and was returned for a game-winning touchdown by Louis Wright. Smith was hampered early in the year by a sprained shoulder suffered in the season opener against the Los Angeles Rams (9/8), sitting out in weeks two and three. He also missed the game at San Diego (11/3) with a pulled thigh muscle. Smith had another fine season as Denver's starting strong safety in 1984, and was named All-NFL (Pro Football Weekly, College and Pro Football Newsweekly) and All-AFC (Pro Football Weekly, UPI-2nd team). Smith started all 15 games in which he played, sitting out the contest against Seattle (11/25) with a pinched nerve in his left shoulder, and he recorded three interceptions and nine passes defended to go along with his 92 tackles and three sacks. Smith turned in one of the biggest plays of that season against New England (11/4) when he scooped up a Mose Tatupu fumble and raced 64 yards for the winning score with less than two minutes remaining, his first touchdown as a professional. In 1983 Smith recorded professional highs of four interceptions, 114 tackles, and five quarterback sacks despite missing two games with a knee sprain. Smith led all club defensive backs in tackles with 65 in 1982 and as a rookie accounted for three turnovers to go along with 45 tackles. Dennis started the last three games of the 1981 campaign at right cornerback, and Bronco coaches have utilized him occasionally as a wide receiver in obvious long passing situations because of his great jumping ability. He made his first pro interception at Chicago in 1981 and returned it 65 yards, the longest interception return by a Bronco in the past six years. He took over as Denver's strong safety in 1982 and started eight of the nine contests in that strike-shortened campaign. Bronco coaches feel that Smith has the ability to dominate at strong safety and are looking forward to an outstanding performance from him again in 1989.

COLLEGE: Dennis earned four letters in football and three more in track at Southern California, making several All-America teams following his senior season. His four-year totals included 205 tackles and 16 pass interceptions, including a team high of seven in 1978. Smith played in the Rose Bowl following the 1978 and 1979 seasons and in the Bluebonnet Bowl after the 1977 campaign. He demonstrated his athletic prowess as a seven-foot high jumper for the Trojan track team.

PERSONAL: Dennis and his wife, Andree, have two children, a daughter, Tiffany Diamond (1/26/84), and a son, Armani Joseph (6/1/87). They have homes in Aurora, Colo. and Hollywood Hills, Calif. Basketball and playing piano are Dennis' favorite hobbies. He works in the off-season with his own corporation with his father-in-law (contractor), as a partnership. Smith lettered twice as a wide receiver and defensive back at Santa Monica HS, also earning three prep letters in track and one more in basketball.

Professional Record

Year	Club	INTERCEPTIONS					
		Games	Starts	No.	Yds.	Avg.	TD
1981	—Denver	16	4	1	65	65.0	0
1982	—Denver	8	8	1	29	29.0	0
1983	—Denver	14	13	4	39	9.8	0
1984	—Denver	15	15	3	13	4.3	0
1985	—Denver	13	12	3	46	15.3	0
1986	—Denver	14	14	1	0	0.0	0
1987	—Denver	6	6	2	21	10.5	0
1988	—Denver	11	11	0	0	0.0	0
1989	—Denver	14	14	2	78	39.0	0
TOTALS		111	97	17	291	17.1	0

ADDITIONAL STATISTICS: Recovered two fumbles, 1981; blocked one kick, 1982, recovered one fumble for 64 yards and a touch-down, 1984; blocked two field goal attempts, 1985; recovered one fumble, 1986; recovered two fumbles, 1987; recovered two fumbles, 1988; recovered three fumbles, 1989.

QUARTERBACK SACKS: 1982 (2), 1983 (5), 1984 (1), 1985 (4), 1986 (1), 1988 (1). Total - 14.

No. 28 ELLIOTT SMITH

Cornerback



Birthdate—August 14, 1967
Birthplace—Jackson, Miss.
Residence—Jackson, Miss.
How Acquired—Plan B, 1990
College—Alcorn State
High School—Callaway HS, Callaway, Miss.
Height—6-2
Weight—192
Pro Year—2nd
Year with Broncos—2nd

Elliott Smith was signed by Denver in 1990 under the terms of the NFL's Plan B free agency system. He was drafted in the fifth round last year by San Diego and spent the first 14 weeks of the season on the Chargers' developmental squad. Smith was activated and played in the final two games of the campaign, posting two tackles on defense and one on special teams.

COLLEGE: Smith was a key member of an Alcorn State team that led the nation in total defense in 1988, allowing just 215 yards a game, and was third in pass defense, giving up only 114 yards per game. As a senior he had three interceptions and six pass deflections in the first injury free campaign since his freshman year.

PERSONAL: Elliott is single and makes his offseason home in his native Jackson, Miss. He attended Callaway (Miss.) HS and lettered in both track and football. Elliott was an industrial technology major at Alcorn State.

Professional Record

GAMES PLAYED: 1989 (2)

No. 65 MONTE GENE SMITH

Guard



Birthdate—April 24, 1967
Birthplace—Madison, Wis.
Residence—Denver, Colo.
How Acquired—Draft #9a, 1989
College—North Dakota
High School—Oregon HS, Oregon, Wis.
Height—6-4
Weight—275
Pro Year—2nd
Year with Broncos—2nd

Monte Smith will compete for more playing time on Denver's offensive line in 1990. He was the Broncos' first pick in the ninth round of last year's draft and went on to play in 14 regular season games and all three postseason contests. Smith saw most of his action on special teams, posting four assists and seven knock-down blocks. Bronco coaches are impressed with his ability to block people in the open field as a pulling guard.

COLLEGE: Smith was a two-time All-North Central Conference player at the University of North Dakota, where he was a four-year player. Smith was one of the strongest players on the Sioux squad and was a member of the Sioux Elite Strength Club.

PERSONAL: Monte is single and makes his offseason home in Denver. A native of Madison, Wis., he graduated from Oregon (Wis.) HS and lettered twice in football and three times in track. He played running back, tight end, guard, and defensive end while in high school. Monte was an industrial technology major at North Dakota and enjoys fishing, hunting, and weightlifting.

Professional Record

GAMES PLAYED: 1989 (14).
GAMES STARTED: 1989 (0).

No. 50 RODREQUIS La'VANT (Rod) STEPHENS

Linebacker



Birthdate—June 14, 1966
Birthplace—Atlanta, Ga.
Residence—Atlanta, Ga.
How Acquired—Plan B, 1990
College—Georgia Tech
High School—North Fulton HS, Atlanta, Ga.
Height—6-1
Weight—237
Pro Year—2nd
Year with Broncos—1st

Rod Stephens was signed by Denver under the terms of the NFL's Plan B free agency system. He played in 10 games with Seattle last season, joining that club as a rookie free agent. Smith was on the Seahawks' developmental squad for the first two weeks of the campaign, but was activated and played in each of the following six contests. Stephens was on the inactive list in week nine and was subsequently waived. He re-signed to Seattle's developmental roster two weeks later and was later activated to play for the final four games. Stephens closed out the year with 10 special teams tackles.

COLLEGE: Stephens was a four-year letterman at Georgia Tech, and as a senior he posted 86 tackles and two forced fumbles. His four-year totals show 205 tackles, eight for a loss, and five sacks.

PERSONAL: Rod is single and makes his offseason home in his native Atlanta, Ga. He attended North Fulton HS there and lettered in football, basketball, and track. Rod majored in textile engineering at Georgia Tech.

Professional Record

GAMES PLAYED: 1987 (12), 1988 (7).

No. 61 ANDRE TOWNSEND

Defensive End/Nose Tackle



Birthdate—October 8, 1962
Birthplace—Chicago, Ill.
Residence—Columbus, Miss.
How Acquired—Draft #2, 1984
College—Mississippi
High School—Aberdeen HS, Aberdeen, Miss.
Height—6-3
Weight—265
Pro Year—7th
Year with Broncos—7th

Andre Townsend had a good season in 1989, his sixth with Denver. He played in 13 games and started 10 times, twice at nose tackle. Townsend closed out regular season play with 26 first hits, 14 assists, two sacks, two fumble recoveries, and two forced fumbles. He did not play vs. Philadelphia (10/29) because of a hamstring injury, thus snapping streaks of 82 consecutive games played and 29 consecutive starts. Townsend missed two other games because of a groin injury. Townsend was one of only seven Broncos to start every game in 1988. He moved from left to right defensive end in 1988 and closed out the season with 64 first hits, 49 assists, five quarterback sacks, two passes defended, and a fumble recovery. Townsend had 14 total tackles and a sack in Denver's overtime win at San Francisco (10/9), and had a 13-tackle performance at Indianapolis (10/31). Townsend has started at both end positions and at nose tackle in six seasons as a Bronco. Townsend continued his fine play on Denver's defensive line in 1987, starting three games at nose tackle and eight as a defensive end. He closed out regular season play with 42 first hits, 15 assists, and a sack, and during postseason play he registered 19 total tackles and knocked down two passes. Townsend opened the season as the Broncos' starting nose tackle, but moved to defensive end against Minnesota (10/26) when Freddie Gilbert was injured. He started just one more game at the nose tackle position and spent the rest of the season at the end position. Townsend was named Denver's defensive MVP against Chicago (11/16) for a performance that included six first hits, an assist, and a nine-yard sack. He posted eight total tackles in both the AFC Championship Game (1/17) and Super Bowl XXII (1/31). He moved into a starting spot at defensive end for the Broncos in 1986, and he was one of only nine Broncos at start all 16 regular season games, in addition to the three postseason contests. He finished the season with 42 first hits, 70 total tackles, and 2½ sacks for 33 yards. Townsend scored the first touchdown of his professional career vs. Kansas City (11/16) on a seven-yard fumble return. He split playing time with Barney Chavous in 1985 and recorded his first professional start in that campaign's opening game, at the Los Angeles Rams. Townsend was in on 30 tackles

that year, high among reserve linemen, and he posted five sacks for the second straight year, including two at Atlanta (9/22). Against Miami (9/29) Townsend knocked down two passes and became the first player in 1985 to sack Dan Marino. Townsend had a good rookie season as Denver's first choice in the 1984 draft registered five sacks, which led all reserve linemen, and 51 tackles. He played primarily at defensive end in 1984 and had his best game against New England, when he sacked the quarterback twice and was in on 13 tackles. Townsend has impressed Bronco coaches with his outstanding play in short-yardage and goal-line situations.

COLLEGE: Andre was a three-year starter at the University of Mississippi, where he earned second team All-Southeastern Conference honors in his junior and senior years and was a third-team Football News All-America selection in his final collegiate campaign. He was named defensive MVP against Air Force in the 1983 Independence Bowl and also had an excellent game in the Senior Bowl that year, registering two sacks and blocking the game-tying extra point attempt in the South's 21-20 victory. He majored in urban administration.

PERSONAL: Andre is single and resides in Columbus, Miss. He was born in Chicago, Ill., but grew up in Aberdeen, Miss., where he earned six varsity letters, two each in football, basketball, and track at Aberdeen HS. Andre received all-state honors as well as honorable mention All-America acclaim as a senior gridder, making All-Little 10 Conference on both offense (TE) and defense (DT). Andre also led his high school basketball team in scoring with a 19.9 average. He has a daughter, Devin Andrenet (11/2/84).

Professional Record

GAMES PLAYED: 1984 (16), 1985 (16), 1986 (16), 1987 (12), 1988 (16), 1989 (13).

GAMES STARTED: 1984 (0), 1985 (1), 1986 (16), 1987 (11), 1988 (16), 1989 (10).

ADDITIONAL STATISTICS: Recovered one fumble, 1984; recovered one fumble, 1985; recovered one fumble for seven yards and a touchdown, 1986; recovered one fumble, 1988; recovered two fumbles, 1989.

QUARTERBACK SACKS: 1984 (5), 1985 (5), 1986 (2½), 1987 (1), 1988 (5), 1989 (2). Total - 20½.

NO. 9 DAVID MARK TREADWELL

Kicker



Birthdate—February 27, 1965
Birthplace—Columbia, S.C.
Residence—Aurora, Colo.
How Acquired—Trade with Phoenix, 1989
College—Clemson
High School—Bolles School, Jacksonville, Fla.
Height—6-1
Weight—165
Pro Year—2nd
Year with Broncos—2nd

David Treadwell earned a Pro Bowl berth in his first professional season after leading the AFC in scoring with 120 points, the third highest total in team history. He was also named All-AFC (UPI, Pro Football Weekly, Football News) and NFL All-Rookie (Football News), and was selected as Denver's special teams Most Valuable Player by his teammates. Treadwell last season converted a team

record-tying 27 of 33 field goals and his .818 percentage led the conference and was second highest in the NFL, and he converted 39 of 40 extra point attempts, missing his final try of the regular season. His longest field goals of the year were of 46 yards, coming at Buffalo (9/18) and vs. San Diego (10/8). He was successful on his first 11 field goals of the season before missing a 54-yard effort against San Diego (10/8), and converted 25 of 26 field goals of 41 yards or less. Treadwell kicked four field goals at Buffalo and three in three other contests. He scored 10 or more points in seven games and had two game-winning field goals, including one in overtime at Seattle (10/22). In postseason play Treadwell scored 23 points, converting all eight extra point tries and five of six field goal attempts. He made three of four field goal attempts in the AFC Championship Game vs. Cleveland (1/14), missing a 54-yard attempt. Treadwell attended Denver's training camp in 1988 but did not make the final roster, and subsequently signed with Phoenix. He was obtained by the Broncos via trade on May 30, 1989.

COLLEGE: Treadwell was a first-team All-Atlantic Coast Conference selection and a first-team Kodak AP, and UPI All-American as a senior at Clemson University. Additionally, he earned Academic All-ACC and All-America honors as an electrical engineering major. Treadwell closed out his college career with an appearance in the Hula Bowl.

PERSONAL: David and his wife Kimberly make their home in Denver. A native of Columbia, S.C., he lettered three times and was an all-city selection in soccer at the Bolles School in Jacksonville, Fla. David did not play football in high school. He is involved with a Make A Wish Foundation program called "Kicks For Kids." A junior executive with Dow Chemical Co. in the offseason, David enjoys music, cars, golf, and cycling.

Professional Record

Year	Club	POINTS AFTER TDs			FIELD GOALS		
		Games	No.-Att.	Pct.	No.-Att.	Pct.	Points
1989	Denver	16	39-40	.975	27-33	.818	120
TOTALS		16	39-40	.975	27-33	.818	120

No. 86 CHRISTOPHER SEAN (Chris) VERHULST *Tight End*



Birthdate—May 16, 1966
Birthplace—Sacramento, Calif.
Residence—Fairfield, Calif.
How Acquired—Plan B, 1990
College—Chico State
High School—California HS, San Ramon, Calif.
Height—6-2
Weight—249
Pro Year—3rd
Year with Broncos—1st

Chris Verhulst signed with Denver under the terms of the NFL's Plan B free agency system. He came to the Broncos from Houston, where he played from 1988-89 after joining the club as a fifth-round pick. He played in every game last season, starting twice, and had four receptions for 48 yards. Verhulst played in just one game as a rookie and did not record a catch.

COLLEGE: Verhulst was a three-year starter at Chico State and closed out his career as the school record holder in receptions (141), reception yards (2,144), and touchdown catches (12). As a senior he was named the Northern California Athletic Conference Offensive Player of the Year and was a first-team All-NCAC selec-

tion and an AP All-American, closing out his career with an appearance in the East-West Shrine Game. Verhulst was named first-team all-conference and a Division II All-American as a junior, and was an honorable mention all-conference selection as a sophomore.

PERSONAL: Chris is single and makes his offseason home in Fairfield, Calif. Born in Sacramento, Calif., he attended California HS in San Ramon, Calif., and lettered in football, baseball, soccer, track, and diving. He has given anti-drug and stay-in-school talks to grade schools and has donated his time to working with the Boy Scouts. A business marketing major at Chico State, Chris enjoys snow and water skiing and weight lifting.

Professional Record

Year	Club	Games	RECEPTIONS				TD
			Starts	No.	Yds.	Avg.	
1988	Houston	1	0	0	0	0.0	0
1989	Houston	16	2	4	48	12.0	0
TOTALS		17	2	4	48	12.0	0

No. 70 ROBB WHITE *Defensive End*



Birthdate—May 26, 1965
Birthplace—Aberdeen, S.D.
Residence—Aurora, Colo.
How Acquired—Plan B, 1990
College—South Dakota
High School—Central HS, Aberdeen, S.D.
Height—6-4
Weight—270
Pro Year—3rd
Year with Broncos—1st

Robb White joined the Broncos in 1990 under the terms of the NFL's Plan B free agency system. He played in 15 games last season with the New York Giants and had one tackle and three assists. White came to the NFL as a rookie free agent, signing with Washington in 1988. He was put on injured reserve prior to the opening of the regular season with a back injury. The Redskins attempted to activate him later in the season but he was picked up by the Giants off of waivers. White played in one game with New York that year.

COLLEGE: White was a two-year starter at South Dakota and was an all-conference selection as a senior. Over his final two seasons he had 176 total tackles and 13 sacks, and had 10 or more tackles in six games.

PERSONAL: Robb is single and lives in the Denver suburb of Aurora. He was a stand-out prep athlete at Central HS in his native Aberdeen, S.D., lettering in football, basketball, and track. Robb won all-state honors in both football and basketball.

Professional Record

GAMES PLAYED: 1988 (1), 1989 (15).

No. 67 DOUGLAS JOSEPH (Doug) WIDELL *Guard*



Birthdate—September 23, 1966
Birthplace—Hartford, Ct.
Residence—Wethersfield, Ct.
How Acquired—Draft #2a, 1989
College—Boston College
High School—South Catholic HS,
Hartford, Ct.
Height—6-4
Weight—287
Pro Year—2nd
Year with Broncos—2nd

Doug Widell had an outstanding rookie season with Denver in 1989 and was named to the NFL All-Rookie team by College and Pro Football Newsweekly. He played in every game and moved into the starting lineup at right guard prior to the week seven game at Seattle (10/22). Widell started every game thereafter including the AFC Championship Game vs. Cleveland and in Super Bowl XXIV. In addition, he led Denver's special teams in the regular season with 10 knock-down blocks. The Broncos' first pick in the second round in 1989, Widell impressed Denver coaches with his toughness and ability to make adjustments on the field. His brother Dave plays for the Dallas Cowboys.

COLLEGE: Widell started in his final two seasons at Boston College and earned All-East (Associated Press) and honorable mention All-America (Associated Press, Football News) honors as a senior. After combining with Joe Wolf to form the premier blocking tandem in the Northeast, he concluded his college career with appearances in the Blue-Gray, East-West, and Senior Bowl all-star games. Widell saw limited action in 1986, but started every game at right guard the following year. He was switched to right tackle in 1988, filling the void created by the departure of his brother. Widell was second on the depth chart at right guard in 1985 and was a redshirt freshman in 1984. He graduated with a degree in marketing.

PERSONAL: Doug is single and makes his offseason home in Wethersfield, Ct. He graduated from South Catholic HS in his native Hartford, Ct., and was an outstanding two-way tackle, earning all-state and all-conference honors as well as two letters. Doug enjoys playing golf in his spare time.

Professional Record

GAMES PLAYED: 1989 (16).

GAMES STARTED: 1989 (10).

No. 23 SAMMY WINDER *Running Back*



Birthdate—July 15, 1959
Birthplace—Madison, Miss.
Residence—Jackson, Miss.
How Acquired—Draft #5, 1982
College—Southern Mississippi
High School—Ridgeland HS,
Madison, Miss.
Height—5-11
Weight—203
Pro Year—9th
Year with Broncos—9th

Sammy Winder in 1989 became only the second Bronco ever to reach the 5,000 yards rushing plateau. He has rushed for 5,308 yards, behind only Floyd Little's (1967-75) total of 6,323 yards. Additionally, Winder is second in team history with 46 touchdowns behind Little's 54, and is 10th in receptions with 180. Winder was second on the team in rushing last season, gaining 351 yards on 110 carries, scoring twice, and caught 14 passes for 91 yards. He began the season as Denver's starting halfback, but relinquished the role to Bobby Humphrey in week five. Winder had his best game of the season in week six, gaining 92 yards against Indianapolis (10/15), after coming into the game to replace an injured Humphrey. In postseason play, Winder gained 32 yards on 23 carries and caught three passes for 46 yards. He scored two touchdowns vs. Cleveland in the AFC Championship Game (1/14), one on a seven-yard run and the other on a 39-yard reception. In 1988 Winder played fullback for the first time in his career and was also Denver's primary running back in one-back formations. He finished second on the team in rushing with 543 yards, scoring four times, and caught 17 passes for 103 yards, including a seven-yard TD pass thrown by running back Tony Dorsett. For his efforts Winder was named by teammates as the Broncos' Most Valuable Offensive Player, sharing the award with quarterback John Elway. Additionally, he was named the Broncos' overall player of the game after gaining 100 yards at San Francisco (10/9), the eighth 100-yard game of his career. Winder had Denver's two longest runs from scrimmage that season, with one of 35 yards vs. the Forty-Niners and a 30-yard scamper against the Raiders (9/26). Winder led the Broncos in rushing for the fifth straight season in 1987, gaining 741 yards on 196 carries. He also caught 14 passes for 74 yards and scored seven TDs (six rushing, one receiving). Winder had his best game of that season vs. Kansas City (12/19), gaining 98 yards, and rushed for 94 yards and a score vs. Detroit (11/1). He led the Broncos in postseason play as well, gaining 148 yards on 41 carries, while also catching four passes for 105 yards. In the AFC Championship Game vs. Cleveland (1/17) he carried the ball 20 times for 72 yards and caught three passes for 34 yards, including a 20-yard scoring reception that put Denver in the lead for good. Winder made his second trip to the NFL Pro Bowl in 1986 after gaining 789 yards on 240 carries, seventh in the AFC, and catching 27 passes for 171 yards. Winder led the AFC and set a new team record with 14 touchdowns that season, nine rushing and five by reception. He had his best day rushing in 1986 at Philadelphia (9/12), gaining 104 yards on 20 carries. Winder scored twice in that game and had his longest run of the season as well, covering 31 yards. During the 1986 postseason Winder gained 185 yards on 49 carries and caught seven passes for 52 yards. Against New England in the divisional playoff game (1/4) he carried the ball 19 times for 102 yards, a Denver playoff record. Winder paced the team in 1985 with 715 yards on 166 attempts, while scoring eight rushing TDs. He also caught 31 passes for 197

yards, setting a personal single game high at Indianapolis (10/13) with 63 yards on five receptions. He suffered a knee injury vs. San Diego (11/17) and underwent arthroscopic surgery on the following day, then starting at Pittsburgh (12/1) just 13 days later. A tough competitor, Winder was an opening day starter for Denver despite missing most of training camp due to an appendectomy. Winder had an outstanding season in 1984, as the Southern Mississippi back rushed for over 1,000 yards and was tabbed as Denver's lone representative in the Pro Bowl. His 1,153 yards rushing ranked third in the AFC and 11th in the NFL, and was the second highest total in Bronco history. Winder was the first Bronco back since Otis Armstrong in 1976 to reach the 1,000-yard plateau, and he also set Denver records for number of attempts in a season (296) and in a single game (34 at Los Angeles Raiders, 10/28). Winder was second highest on the team in receptions as well, catching 44 passes for 288 yards, and his 1,441 total yards from scrimmage ranked second in the conference. He ran for two 100-yard games and had four more games in which he gained over 90 yards on the ground. Winder was also second on the team in touchdowns scored with six. Winder moved into a starting role in 1983, rushing for 757 yards despite missing two whole games and virtually all of another with a sprained ankle. He was ranked 12th in the AFC and his rushing total was the eighth highest in Bronco history. Winder's best day as a pro came that year at Houston, where he rushed 29 times for 165, the third highest single game total in Bronco history. He recorded his longest run from scrimmage as a pro with a 52-yard jaunt at Houston. Two weeks earlier he had rushed for 119 yards against the Los Angeles Raiders, which was the first time since 1980 that a Bronco back had gone over 100 yards in a game. Winder was drafted by the Broncos in the fifth round in 1982 and he rushed for 259 in his strike-shortened rookie season.

COLLEGE: Sammy was an extremely productive player at Southern Mississippi, setting school career records for rushing attempts (736), rushing touchdowns (39), and points (234). The second all-time leading Southern Mississippi rusher, he gained 3,114 yards there and led the nation in scoring in 1980 with 20 TDs for 120 points. A two-time All-South Independent selection and honorable mention All-America, Winder had nine 100-yard games in his career and had a personal high of 175 rushing yards against Memphis State in 1981. He earned four college letters.

PERSONAL: Sammy is single and makes his offseason home in Jackson, Miss., where he owns a construction company. He graduated from Ridgeland HS in his native Madison, Miss., lettering three times as a fullback and four times in track and field. Sammy lists hunting and fishing as his favorite hobbies.

Professional Record

Year	Club	RUSHING						RECEIVING			
		Games	Starts	Att.	Yds.	Avg.	TD	No.	Yds.	Avg.	TD
1982—Denver...		8	2	67	259	3.9	1	11	83	7.5	0
1983—Denver...		14	13	196	757	3.9	3	23	150	6.5	0
1984—Denver...		16	15	296	1,153	3.9	4	44	288	6.5	2
1985—Denver...		14	12	197	715	3.6	8	31	197	6.4	0
1986—Denver...		16	15	240	789	3.3	9	26	171	6.6	5
1987—Denver...		12	10	196	741	3.8	6	14	74	5.3	1
1988—Denver...		16	12	149	543	3.6	4	17	103	6.1	1
1989—Denver...		16	2	110	351	3.2	2	14	91	6.5	0
TOTALS...		112	81	1,451	5,308	3.7	37	180	1,157	6.4	9

ADDITIONAL STATISTICS: Fumbled once, recovered one fumble, 1982; fumbled seven times, 1983; fumbled five times, recovered two fumbles, 1984; fumbled four times, recovered one fumble, 1985; fumbled twice, recovered one fumble, 1986; fumbled five times, 1987; fumbled once, 1989.

No. 83 MICHAEL DAVID (Mike) YOUNG

Wide Receiver



Birthdate—February 21, 1962
Birthplace—Hanford, Calif.
Residence—Golden, Colo.
How Acquired: Plan B, 1989
College—UCLA
High School—Whitney HS, Visalia, Calif.
Height—6-1
Weight—183
Pro Year—6th
Year with Broncos—2nd

Mike Young had his best season as a pro in 1989, his first campaign with the Broncos. He set new personal highs with 22 receptions for 402 yards, and led the team with an average per catch of 18.3 yards. Additionally, he gained a first down on 15 of his 22 catches. Young set personal single game highs at Seattle (10/22), with six receptions for 137 yards, including catches of 43 and 47 yards. In postseason play he caught four passes for 145 yards, with a stellar performance in the AFC Championship Game vs. Cleveland (1/14). In that contest he combined with John Elway for a 70-yard touchdown play to give Denver an early 10-0 lead, and later set up another Bronco TD with a 53-yard reception. Young joined the Broncos under the terms of the NFL's Plan B free agency system in 1988. He was drafted in the sixth round in 1985 by the Los Angeles Rams and in four seasons he had 35 receptions for 421 yards and four touchdowns. Young played in nine games in 1988 and had two catches for 27 yards before being placed on injured reserve with a back injury. His best season statistically with the Rams was in 1986 when he had 15 receptions for 181 yards and three TDs.

COLLEGE: Young closed out his career at UCLA with 55 receptions for 910 yards and eight TDs, and was named second-team All-PAC 10 as a senior. In his final season with the Bruins he caught 31 passes for 431 yards and four TDs. Young turned in a fine performance in UCLA's 1984 Rose Bowl win over Illinois, with five receptions for 129 yards, including a 53-yard TD catch. Young also played baseball in college and was drafted by the New York Mets after hitting .311 during his junior year. He had a string of 26 consecutive stolen bases, as well. He majored in sociology.

PERSONAL: Mike and his wife Jill have a daughter, Christine (2/3/88), and the family makes its home in Golden, Colo. A native of Hanford, Calif., Young attended Whitney HS in Visalia, Calif., where he lettered in football and baseball. As a senior he caught 63 passes and scored 12 TDs. He was on the same team as Don Mosebar (L.A. Raiders) and Lupe Sanchez (Pittsburgh). Young has produced country and western demo recordings.

Professional Record

Year	Club	RECEIVING					
		Games	Starts	No.	Yds.	Avg.	TD
1985—LA Rams		15	1	14	157	11.2	0
1986—LA Rams		16	1	15	181	12.1	3
1987—LA Rams		12	0	4	56	14.0	1
1988—LA Rams		9	0	2	27	13.5	0
1989—Denver		16	0	22	402	18.3	2
TOTALS		68	2	57	823	14.4	6

ADDITIONAL STATISTICS: Recovered one fumble, 1987.

NFL PLAYER PERSONNEL DATES AND INFORMATION FOR 1990

- July 5 — 24-hour waivers period begins.
- Aug. 28 — Roster cutdown to maximum of 60 players.
- Sept. 3 — Roster cutdown to maximum of 47 players.
- Sept. 25 — Priority on multiple waiver claims is now based on the current season's standing.
- Oct. 16 — Trading deadline — all trading ends.
- Oct. 17 — Clubs may begin signing free agent players for the 1991 season; such Future List players will remain eligible to sign as free agents for 1990 with no options in their 1990 contracts.
- Jan. 2 — Deadline for postseason participants to sign free agents for playoffs, except punters or kickers. Players from reserve lists may be added to rosters during playoff period only under applicable reactivation procedures.
- Jan. 28 — Trading period begins.
- Feb. 4 — Waiver system begins for 1991.

Active List

The Active List is the principal status for players participating for a club. It consists of all players under contract, including option, who are eligible for preseason, regular season, and postseason games. In 1990, teams will be permitted to open training camp with no more than 80 players under contract and thereafter must meet a series of mandatory roster reductions prior to the season opener. Teams will be permitted to dress up to 45 players for each regular season and postseason game during the 1990 season; in addition, each club will have an Inactive List of two players. Maximum roster limits and dates for 1990 are:

- August 28 active list of 60 players
- September 3 active list of 45 players
(plus two-player Inactive List)

In addition to the Active List limits described above, there is an overall roster limit of 80 players that is applicable to players on a club's Active, Inactive, or Exempt Lists and Developmental Squad, and any players on Reserve as Injured, Physically Unable to Perform, Non-Football Illness/Injury and Suspended.

Reserve List

The Reserve List is a status for players who, for reasons of injury, retirement, military service, or other circumstances, are not immediately available for participation with a club. Players on Reserve/Injured are not eligible to practice or return to the Active List until four regular season games have been played. When a player returns to practice, he counts against the Developmental Squad limit of six.

Each club will have five free re-activations for players placed on Reserve/Injured after the final cutdown. Players can also be returned to the club's Active List if they clear Procedural Recall waivers. Any player placed on Reserve/Injured prior to or concurrent with the final cutdown on September 3 may not return to the club nor practice with the team that year. Clubs participating in postseason competition will be granted an additional re-activation for each postseason game, provided they have exhausted all previous activations.

Players in the category of Reserve/Retired, Reserve/Did Not Report, or Reserve/Veteran Free Agent Asked to Re-Sign may not be reinstated during the period from 30 days before the end of the regular season through the postseason.

Developmental Squad

In 1990, each team may also establish a six-player Developmental Squad after the final cutdown to 45 active and two inactive players on September 3. Only rookie and first-year free agent players are eligible to be signed to a club's Developmental Squad. Compensation while on the Developmental Squad will be limited to a standard League-wide amount established for such squads. Each player will be bound exclusively to the club which signs him until that club chooses to terminate the contract. If a club signs a player on its Developmental Squad to its Active List, it must either use one of its five free activations or request procedural recall waivers. No player may be moved directly from a club's Active List to its Developmental Squad.

Trades

Unrestricted trading between the AFC and NFC is allowed in 1990 through October 16, after which trading of player contracts/ rights will end until February 4, 1991.

Waivers

The waiver system is a procedure by which player contracts or NFL rights to players are made available by a club to other clubs in the League. During the procedure the 27 other clubs either file claims to obtain the players or waive the opportunity to do so — thus the term "waiver." Claiming clubs are assigned players on a priority based on the inverse of won-and-lost standing. The claiming period normally is 10 days during the offseason and 24 hours from early July through December. In some circumstances another 24 hours is added on to allow the original club to rescind its action (known as a recall of a waiver request) and/or the claiming club to do the same (known as withdrawal of a claim). If a player passes through waivers unclaimed and is not recalled by the original club, he becomes a free agent. All waivers from July through December are no recall and no withdrawal. Under the Collective Bargaining Agreement, from February 1 through October 6, any veteran who has acquired four years of pension credit may, if about to be assigned to another club through the waiver system, reject such assignment and become a free agent.

1990 DRAFT CHOICES



FS STEVE ATWATER, DENVER'S FIRST-ROUND DRAFT CHOICE IN 1989, STARTED EVERY GAME LAST SEASON.

Round	Player	Pos.	Ht.	Wt.	School
1	Exercised in 1989 Supplemental Draft for				RB Bobby Humphrey
2	Alton Montgomery	CB	6-0	195	Houston
3	Traded to Dallas for DE Kevin Brooks				
4	Jeroy Robinson	LB	6-1	241	Texas A & M
5a	Jeff Davidson	G	6-5	309	Ohio State
5b	Le-Lo Lang	CB	5-11	185	Washington
6	Ronnie Haliburton	TE	6-4	230	Louisiana State
7	Shannon Sharpe	WR	6-2	225	Savannah State
8	Brad Leggett	C	6-4	268	Southern California
9	Todd Ellis	QB	6-1	208	South Carolina
10a	Jim Szymanski	DE	6-5	268	Michigan State
10b	Anthony Thompson	LB	6-1	227	East Carolina
11	Traded to Los Angeles Raiders for their 10th round choice				
12	Traded to Phoenix for K David Treadwell				

JEFFREY JOHN (Jeff) DAVIDSON

G

6-5, 309 DOB: Oct. 3, 1967

Ohio State

Draft Choice #5a



Jeff Davidson is a massive drive blocker who overcame a rash of injuries earlier in his career to establish himself as one of the leading players in the Midwest. A versatile player, he was recruited as a center but switched to guard for the 1986 season. Davidson received All-American honorable mention (The Sporting News and Poor Man's Guide to the NFL Draft) in 1989, in addition to selection to the all-Big Ten team. Davidson was named offensive lineman of the week at Ohio State twice in his senior year, vs. Oklahoma State and Illinois, and he closed out his college career with an appearance in the East-West Shrine game. A four-time letter winner, Davidson was a team captain for the Buckeyes. As a sophomore in 1987 he was an academic all-Big Ten choice. He began that year as the starting left guard but broke his leg in the fourth game of the season vs. Illinois, and missed the remainder of the campaign. In 1986 he missed the first six games due to an ankle injury suffered in a summer all-star game, but rebounded to play in the last six games, starting in the Cotton Bowl vs. Texas A & M. A native of Akron, Ohio, Davidson was a two-time all-Ohio offensive tackle at North Westerville (Ohio) HS, earning Parade Magazine All-American honors. Despite a chipped bone and a broken arm in his senior year, Davidson still won virtually every honor that could be given to a lineman. He lettered three times in football, four times in track, and once in baseball. He majored in mechanical engineering at Ohio State, where he earned academic honors. Jeff's father, Jim, was an Ohio State All-American in 1964 and a first round draft choice of the Buffalo Bills in 1965, while his brother, Jim Jr., also played football at Ohio State in 1985. Jeff's hobbies include skiing, weightlifting, and photography.

TODD RAYMOND ELLIS

QB

6-1, 208 DOB: May 16, 1967

South Carolina

Draft Choice #9



Todd Ellis is a strong-armed quarterback who holds virtually all of South Carolina's passing and total offense records. He amassed a total of 30 school records on his way to becoming the NCAA's seventh all-time leading passer with 9,519 yards. In 1989 he received All-American honorable mention (Poor Man's Guide to the NFL Draft) despite playing in only seven full games, as he suffered a torn medial collateral ligament in his left knee on the third play of the eighth game of the year,

vs. North Carolina State. He underwent surgery and was lost for the season, finishing with 1,374 yards and 10 touchdowns on 103 completions in 187 attempts (55.1 per cent). In 1988 Ellis shared the Gamecocks' most valuable player award as he completed 183 of 354 passes (51.7%) for 2,223 yards and nine TDs. He set school records with a 97-yard TD pass vs. East Carolina and had a school-record 53 attempts against Virginia Tech. In 1987 Ellis was an honorable mention All-American and all-South Independent choice (AP), also winning the school's most valuable player award after completing 213 of 385 passes (55.3%) for 2,902 yards and 10 scores during the regular season. He became the first passer in school history to throw for over 400 yards in a game, completing 21 of 33 tries for 425 yards and a 51-yard TD vs. East Carolina. In postseason play Ellis completed 28 of 47 passes for 304 yards vs. Louisiana State in the Gator Bowl. In 1986 Ellis was a second-team All-American selection by The Sporting News and was a first-team Freshman All-American pick by the Football News. He was named the South Carolina Amateur Athlete of the Year by the state's Athletic Hall of Fame after establishing school and NCAA freshman season records for passing yardage (3,020), touchdowns (20), and total offense, finishing with 205 completions on 340 attempts (60.3%). He also ran for three scores as a freshman. He was redshirted in 1985. A native of Greensboro, North Carolina, Ellis was ranked as the top prep quarterback in the country during his senior year at Page (Greensboro) HS, where he earned All-American, all-league, all-state, and all-city honors. He led the team to three straight state championships and broke 11 North Carolina passing records during his career, completing 402 of 692 passes (58.0%) for 6,157 yards. He lettered three times in football and also lettered twice in basketball, once in baseball, and once in track. A history graduate of South Carolina, Todd was the spokesman for the State Attorney General's "Be Free to Succeed" anti-drug program. Todd's hobbies include music, good food, reading biographies, and movies.

STATS	ATT	COMP	PCT	PASSING			LONG
				YARDS	TD	INT	
1985	Redshirt-Freshman						
1986	340	205	60.3	3020	20	22	72
1987	385	213	55.3	2902	10	20	80
Bowl	47	28	59.6	304	0	4	24
1988	354	183	51.7	2223	9	18	97
Bowl	37	15	40.5	130	0	3	23
1989	187	103	55.1	1374	10	6	55
TOTAL	1266	704	55.6	9519	49	66	97
(Above statistics are for regular season games)							
TOTAL	84	43	51.2	434	0	7	24
(Above statistics are for bowl games)							
TOTAL	1350	747	55.3	9953	49	73	97
(Above statistics are for complete college career)							

RONNIE MAURICE HALIBURTON TE

6-4, 230 DOB: April 14, 1968 Louisiana State
Draft Choice #6




Ronnie Haliburton was a two-year starter at tight end at Louisiana State and was regarded as a vital part of the LSU passing attack. As a senior Haliburton started all 11 games and caught at least one pass in 10 contests, finishing with 20 receptions for 291 yards and three touchdowns. He scored vs. Texas A & M, Ohio, and Tulane, and had his career-long reception of 31 yards vs. Ohio as well. Haliburton closed out his college play with a Senior Bowl appearance, and his bowl games

while with the Tigers included the Sugar Bowl, Gator Bowl, and Hall of Fame Bowl. As a junior Haliburton started all 11 games and finished with 13 catches for 112 yards, also catching two for 24 yards in the Hall of Fame Bowl. He played in eight games as a sophomore and missed four contests due to injury (three due to a

severe ankle sprain and one due to a bruised shoulder), catching five passes for 33 yards that year. As a freshman he saw substantial action in short yardage situations and on special teams, catching one pass for eight yards. A native of New Orleans, La., Haliburton played prep football at Lincoln HS in Port Arthur, Tex., where he was all-state as a tight end and outside linebacker in 1985. As a high school senior he caught 16 passes for 331 yards and five TDs, while defensively accounting for 193 tackles and three interceptions. He earned three prep letters each in football and basketball. Ronnie's hobbies include fishing and collecting bottles.

LE-LO LANG CB

5-11, 185 DOB: Jan. 23, 1967 Washington
Draft Choice #5B



Le-Lo (pronounced LEE-lo) Lang is a former college quarterback who made a smooth adjustment to the defensive backfield, intercepting seven passes while earning a reputation as a hard hitter with good speed and range. Lang also was regarded as a standout special teams performer at Washington. An honorable mention All-American (The Poor Man's Guide to the NFL Draft) and all-Pac 10 Conference honorable mention choice as a senior, Lang had 42 tackles in 1989. In the

Huskies' game vs. California Lang returned a pass interception 87 yards for a touchdown, the third longest such return in school history. As a junior Lang was all-Pac 10 Conference honorable mention after moving into the starting lineup at left cornerback early in the campaign. He had 71 tackles in 1988 and intercepted three passes to tie for the team lead in that department. He had perhaps his best performance in the season finale, registering seven tackles, with a fumble recovery, a pass deflection, and an interception which he returned 20 yards for a TD vs. Washington State. In 1987 Lang started 10 games at cornerback and had 59 tackles and three pass interceptions. He was a reserve cornerback in 1986, with most of his action coming via special teams, and as a freshman in 1985 he was a member of the Husky scout team as a quarterback, which was his original position. He moved to defensive back in spring drills after that season. A Los Angeles native, Lang was a two-time most valuable player, league co-player of the year, first team all-league, all-city, and all-central city selection at Jordan (Los Angeles) HS. As a prepster he led the team to three straight playoff appearances, passing for over 3,500 yards and rushing for over 1,500 while accounting for 50 scores during his career. A team captain as a high school senior, he also lettered in track and basketball. Le-Lo was a society and justice major at Washington.

BRAD LEGGETT C

6-4, 270 DOB: Jan. 16, 1966 Southern California
Draft Choice #8



Brad Leggett anchored the University of Southern California's offensive line from his center position as a junior and senior, in 1989 winning all-Pac 10 first team and The Sporting News honorable mention All-American honors. A strong performer in a conference noted for its standout centers, Leggett was considered a consistent and dominating drive blocker with polished pass protection skills. USC coaches considered Leggett an underrated player nationally, although The

Sporting News tabbed him as a preseason all-star at center. He won USC's 1989 "Gloomy Gus" Henderson Award for most minutes played, and Leggett closed out his college career with a Senior Bowl appearance, also playing in three Rose Bowl games with the Trojans. In 1988 he switched from guard to center in pre-

season drills but missed the second half of spring practice with torn ligaments in his right foot. Leggett went on to start at center for all of that junior year and established himself as one of the premier blockers in the West as the Trojans averaged 447.8 yards per game. He started USC's first two games at right guard in 1987 as a sophomore and saw extensive action as a reserve for the balance of the campaign. As a freshman in 1986 he played sparingly, working as a backup strongside guard. He was a redshirt in 1985. A native of Vicksburg, Mississippi, Leggett was an outstanding two-way tackle at Fountain Valley (Calif.) HS, where he earned three prep letters. He was named to The Orange County Register's All-Orange County second team, all-Sunset League first team, the Long Beach Press-Telegram's Best of the West honorable mention, and the Los Angeles Herald-Examiner's Super 11 second team as a senior. Leggett was picked third on The Register's Top 25 Football Prospects of Orange County chart. A public administration major at USC, Brad is the son of Earl Leggett, now in his second year as the Broncos' defensive line coach and himself an LSU All-American who played professionally for the Bears, Rams, and Saints. Brad lists his hobbies as World Wrestling Federation wrestling and listening to music.

ALTON MONTGOMERY CB
6-0, 195 DOB: June 16, 1968
Draft Choice #2



Alton (pronounced AL-ton) Montgomery earned a college reputation as a ferocious tackler with tremendous potential at the University of Houston. He was a superb pass defender who was very effective in run support for the Cougars, closing out his overall college career with 17 interceptions, seven quarterback sacks, and four fumble recoveries. Montgomery went to Houston after earning numerous postseason honors in his two seasons at Northwest Mississippi Junior

College, and ultimately earned All-American second team and all-Southwest Conference first team honors for his 1989 season. He was nominated for the Jim Thorpe Award, given annually to the premier college defensive back. As a senior Montgomery recorded 67 tackles (43 solo) with five sacks and 11 other tackles for losses. Last year vs. Texas he made 10 tackles, including four sacks and four tackles behind the line of scrimmage. In 1988 he earned All-American mention (The Sporting News, AP, and The Poor Man's Guide to the NFL Draft) and was named first team all-SWC, in addition to selection as the SWC Defensive Newcomer of the Year after starting all season at safety. Montgomery finished with 75 tackles (56 solo), a sack, and five tackles for losses. In the Aloha Bowl he returned an interception 72 yards to set up a Cougar score. While at Northwest Mississippi Junior College, Montgomery in 1987 was an all-region selection, with nine interceptions and 43 tackles. In 1986 he had five interceptions and earned All-American honorable mention, all-state, all-region, and freshman of the year citations. A native of Griffin, Ga., Montgomery was team captain and defensive most valuable player at Griffin HS, where he lettered three times each in track and football, leading the gridders to a 12-1 record as a senior. Alton was a physical education major at Houston.

Houston


JEROY ROBINSON LB
6-1, 241 DOB: June 6, 1968
Draft Choice #4



Jeroy (pronounced Je-ROY) Robinson was an outstanding four-year linebacker at Texas A & M, where he earned a reputation as an awesome physical specimen who was the strongest player on the Aggie defensive unit. An extremely aggressive tackler, Robinson has great quickness and agility. As a senior he earned All-American honorable mention and all-Southwest Conference recognition, closing out his college career with an appearance in the Hula Bowl game. He moved to inside linebacker in 1989 spring drills after three years on the outside, responding with 53 tackles (33 solo) with 1.5 sacks, two fumble recoveries, and eight stops for losses. He saw considerable action in 1988 and finished with 20 tackles and two sacks. In 1987 Robinson saw limited action due to a knee injury, and in 1986 he played mostly on special teams as a true freshman. A native of Huntsville, Texas, Robinson was a first-team all-state selection by the Texas Sports Writers Association his senior year at Bryan (Texas) HS, where he was a two-time all-Brazos Valley choice. He was first team all-district his last two years and as a senior had 87 tackles, eight sacks, and caused four fumbles. Robinson lettered three times each in football and track while in high school. Jeroy was a sports management major at Texas A & M, and he enjoys playing tennis.

Texas A & M

SHANNON SHARPE WR
6-2, 225 DOB: June 26, 1968
Draft Choice #7



Shannon Sharpe was one of the most electrifying receivers in college football during his career at Georgia's Savannah State College, where he was a three-time All-American, All-Southern Intercollegiate Athletic Conference, and all-state selection, as well as the three-time conference offensive player of the year. Sharpe closed out his college career with 192 receptions for 3,744 yards, a 19.5 average, and 91 touchdowns, being selected to play in both the Blue-Gray and East-West Shrine all-star games. He shattered virtually every school and SIAC record, gaining a reputation as a rugged pass catcher with tremendous strength and excellent body control. Sharpe set school records for most consecutive games with a reception (39), with a touchdown (14), and for most games with over 100 yards receiving (10). As a senior Sharpe was a first team All-American (Kodak) and first team all-SIAC, setting school records with 61 catches for 1,312 yards (21.5 average) and 18 TDs. Among his season superlatives, he had 212 reception yards vs. Elon College, and had 10 catches, 206 yards, and four TDs vs. Clark College. In 1988 Sharpe again was a first team All-American (Sheridan Black College Network, The Sporting News, Football Gazette, Poor Man's Guide to the NFL Draft) as well as being named all-SIAC and conference offensive player of the year for the second straight season. He had 57 receptions for 1,031 yards (18.1 average) and 12 scores, also completing one of three passing attempts. In 1987 Sharpe earned All-American first team honors (Sheridan Black College Network, Black College Sports, Poor Man's Guide to the NFL Draft) and teamed with his brother Sterling of South Carolina to become the first brother combination to receive All-American recognition in the same season. He accounted for 1,078 yards and 10 TDs on 60 receptions (18.0 average). As a freshman in 1986 Sharpe earned all-SIAC honorable mention, catching 14 passes for 323 yards (23.1 average). A native of Chicago, Ill., Sharpe was all-county, all-region, and all-area at Glennville HS in Glennville, Ga., where he played on the same foot-

Savannah State

ball team his freshman year as his brother Sterling, now with the Packers. In addition to four letters in football, Shannon also lettered three times in basketball and four times in track, setting a Georgia state class A record in the triple jump (48-3) as a junior, breaking that mark his senior year with a 49-5 jump. He won the regional title in the long jump three straight years, twice winning the regional discus title while also earning a reputation as a sensational basketball player, scoring over 1,000 points in three years. Sharpe averaged 30 points with 15 rebounds as a junior and was twice all-area in basketball. Shannon's brother Sterling was an All-American at South Carolina who last year was All-NFL with Green Bay, and he has several cousins who played college football. Shannon was a criminal justice major at Savannah State and enjoys fishing, basketball, and weightlifting.

JAMES (Jim) SZYMANSKI DE
6-5, 268 DOB: Sept. 7, 1967
Draft Choice #10a
Michigan State



Jim Szymanski (SHU-man-ski) was a solid performer in the defensive line at Michigan State, last year posting seven tackles, eight assists, and two quarterback sacks. Szymanski missed all of the 1988 season due to rehabilitation of his lower leg after an injury sustained during 1988 spring drills. In 1987 he played in seven games, starting five, including the last four of the campaign, after missing 1987 spring practice due to mononucleosis. Szymanski was in on 12 tackles,

including one sack and three tackles for losses. In 1986 he played in all but three games and made 23 tackles, including two sacks, after having been redshirted in 1985. A native of Sterling Heights, Mich., Szymanski had a great prep career at Stevenson HS in Sterling Heights. He was credited with 25 sacks over his last two seasons, and his senior year ledger shows eight pass deflections, three fumble recoveries, a blocked punt, and an interception. A consensus all-state selection, Szymanski also garnered some prep All-American accolades. He was Macomb County's player of the year in football, also capturing the state indoor track title in the shot put. Jim was a business administration major at Michigan State.

ANTHONY THOMPSON LB
6-1, 227 DOB: June 19, 1967
Draft Choice #10b
East Carolina



Anthony Thompson was a premier performer who received All-American mention during his senior year at East Carolina. He played both linebacker and defensive end during his career for the Pirates. In 1988 Thompson led the squad in tackles with 80 and also had two sacks, three fumble recoveries, and an interception return for a touchdown. He was named AP honorable mention All-American and second team All-South Independent. Thompson also was tabbed as an honorable

mention All-American by The Sporting News, and he was named Eastern Collegiate Athletic Conference defensive player of the week for his performance vs. Temple, which included 12 tackles and an interception. In 1987 Thompson had eight tackles during the season after switching from offense, where he played both tight end and tailback. He sat out the 1986 campaign due to Proposition 48. A native of Stantonsburg, N.C., Thompson earned four letters in football at Fike HS in Wilson, N.C., where he played running back, linebacker, defensive end, and tight end. He was a Bally's All-American, a two-time all-state and three-time All-Big East selection, also lettering four years in basketball and three years in track. Anthony majored in leisure systems studies at East Carolina, and enjoys working with handicapped children in his spare time.

CHRISTOPHER LANE (Chris) ALLEN
Defensive Line
6-5, 274 DOB: July 10, 1968
Mesa State College (R)

Chris Allen was a three-time All-Rocky Mountain Athletic Conference defensive tackle at Mesa State College in Grand Junction, Colo. He was a first-team All-American as a senior, second team as a junior, and honorable mention as a sophomore. A native of Fort Collins, Colo., Allen attended Cherry Creek HS in Englewood, Colo. and lettered twice in football and three times each in lacrosse and wrestling. He is single and enjoys golfing.

SCOTT TRAVIS BEAVERS Guard
6-4, 277 DOB: February 17, 1967
Georgia Tech (R)

Scott Beavers won the Mar Thorpe Courage Award as a senior at Georgia Tech, where he played from 1986-89. The Atlanta, Ga., native attended Campbell HS in Fairburn, Ga., earning four letters in basketball and two each in football and track. A management major at Georgia Tech, Beavers enjoys listening to music.

KARL JAMES BROWN Defensive Back
6-2, 185 DOB: May 26, 1967
Georgia Tech (R)

Karl Brown will be playing football for the first time ever in 1990, having come to the Broncos from Georgia Tech, where he was a point guard on the Yellowjackets' basketball team. He was a member of the squad that played in the 1990 Final Four tournament in Denver. Brown played only six years of organized basketball and finished his Georgia Tech career with a scoring average of 3.5 points per game, 69 steals, and 230 assists. He began his collegiate career at Chipola JC in Marianna, Fla., and was an all-Panhandle selection. A native of Leicester, England, Brown played for Great Britain's Olympic basketball team in 1988, and was also an outstanding soccer player. He came to the United States as an exchange student, and at South Dade HS in Homestead, Fla., Brown averaged 29 points per game and led the school to its first district championship in 20 years.

RONALD PAUL (Paul) CALHOUN Punter
6-3, 210 DOB: October 28, 1963
Kentucky (2)

Paul Calhoun attended the St. Louis Cardinals training camps as a punter and a safety in 1985 and 1986 and was a member of the Philadelphia Eagles replacement team in 1987. He earned All-Southeastern Conference honors as a defensive back at the University of Kentucky in 1984 and was All-SEC as a punter in 1983, also gaining All-American recognition by The Sporting News that season. Calhoun played in the Hall of Fame Bowl twice and in the Hula and Japan Bowls. He attended Bishop David HS in his native Louisville, Ky., and lettered four times in track and three times each in football and basketball. Calhoun is married, (Lisa), and has a degree in business administration.

ERIC HUDSON COYLE Center/Guard
6-2, 270 DOB: October 26, 1963
Colorado (2)

Eric Coyle entered the NFL as a rookie free agent with Washington in 1987. He was released prior to the regular season but resigned as a member of the Redskins' replacement team. After playing in three games, Coyle injured his back and spent the remainder of the campaign on injured reserve. He was active for one game but did not play in 1988, and spent most of that season on injured reserve with a neck injury. Coyle signed with Dallas under the terms of Plan B in 1989 but did not make the final roster. An All-Big Eight selection at the University of Colorado, Coyle was twice named the Buffaloes' outstanding offensive lineman and

was an offensive captain. He played in both the Japan and Senior Bowls. Coyle attended Longmont (Colo.) HS in his hometown, lettering three times each in football and track and twice in wrestling. He has a degree in sociology and enjoys golf and Mexican food. Eric and his wife Collette have a daughter, Rebecca.

JON W. EMBREE **Tight End**
6-2, 237 DOB: October 15, 1965 **Colorado** (2)

Jon Embree signed a free agent contract with Denver in March. He came to the NFL as the Los Angeles Rams' sixth-round draft choice in 1987. Embree played in the season opener that year but spent the remainder of the campaign on injured reserve with an elbow injury. He played in 12 games with the Rams in 1988, spending two games on the inactive list and the last two of the campaign on injured reserve. He was left unprotected by the Rams and signed as a Plan B free agent with Seattle in 1989. He was waived just prior to the regular season. Embree was a four-year letterman at the University of Colorado. He closed out his career fourth in school history with 80 receptions, and his 1,166 receiving yards ranked third. Embree set a school record with 51 catches in 1984 and earned All-Big Eight honors for his performance that year. He was voted the Lee Willard Award, which is given to the Buffaloes' outstanding freshman. Jon is single and lives in Englewood, Colo., where he attended Cherry Creek HS, and lettered in football, basketball, and track. He was born in Los Angeles, Calif., and has a degree in communications. Jon's father, John, was wide receiver with the Broncos in 1969 and 1970.

SCOTT RAYMOND ERNEY **Quarterback**
6-1, 200 DOB: December 12, 1966 **Rutgers** (R)

Scott Erney passed for 7,188 yards and 41 touchdowns in four seasons at Rutgers University. As a team-captain senior he threw for 2,535 yards and 18 touchdowns. An honorable mention All-East selection in 1989, Erney earned second team honors as a junior, and was an honorable mention All-American that year. He was named the school's offensive MVP in both 1987 and 1988. As a junior he set Scarlet records with 55 attempts, 35 completions, and 436 yards against Vanderbilt, and closed out that season with 2,123 yards and 13 TDs. Erney attended Mechanicsburg (Pa.) HS in his hometown and lettered three times each in football and basketball, and once in track. As a senior, he won first-team all-state honors on defense and second-team accolades on offense. Erney capped that season with five rushing TDs, eight interceptions, and 43 tackles, taking his squad to a 10-2 record. As a junior he caught 28 passes for 526 yards and 11 TDs and had three interceptions, as his team went 12-1. Erney has a degree in marketing, is married (Suzann), and enjoys golfing, fishing, and skiing.

BLAKE EZOR **Running Back**
5-8, 181 DOB: October 11, 1966 **Michigan State** (R)

Blake Ezor earned honorable mention All-Big Ten honors last year at Michigan State after finishing second in the conference and seventh in the nation with an average 124.4 rushing yards per game. He was third in the Big Ten and 20th in the country in all-purpose yards, averaging 136.8 per game. Last year Ezor gained 1,120 yards on 226 carries and scored 16 touchdowns, and also had 111 yards on receptions. He was an honorable mention All-American as a junior, after rushing for 1,496 yards, ranked third in the conference and seventh in the nation. Ezor also returned 12 kickoffs for a 21.2 average that season. As a sophomore he was second on the team in rushing behind Lorenzo White with 617 yards, and returned 15 kickoffs for an average of 19.1, with one return of 90 yards. Ezor played in just six games as a freshman but managed to rush for 337 yards. His career totals show 3,570 yards rushing with 31 touchdowns, along with 27 kickoff returns for a 20.1 average. Ezor attended Bishop Gorman HS in his hometown of Las Vegas, Nev., and was a first-team All-American and two-time

all-state running back. He rushed for 3,083 yards and scored 35 TDs, four coming on kickoff returns of 100, 94, 89, and 78 yards. His school won state titles in his sophomore and junior seasons and had a 32-3 record during his tenure there. An outstanding sprinter as well, Ezor had times of 10.56 in the 100 meters and 21.3 in the 200 meters. His father, Bernie, played semi-pro football and brothers Bruce, Brad, and Brian all played college football. Ezor majored in communications and owned a reptile collection of a gecko and five iguanas, including a five-foot specimen named "Hulk."

PIERRE GOODE **Wide Receiver**
6-0, 175 DOB: January 28, 1967 **Alabama** (R)

Pierre Goode was primarily a kickoff return specialist at the University of Alabama. He closed out three seasons of varsity action with 19 returns for a 21.9 average, with one touchdown. Goode missed seven games in his senior campaign because of an ankle injury, and returned just four kickoffs. As a junior he caught two passes for 32 yards, rushed five times for 13 yards, and returned 15 kickoffs for a 22.3 average. Goode was named the State of Alabama's "Mr. Football" in 1985 as a high school senior. He was a three-sport letter winner and was named All-American in both football and track. Goode rushed for 1,894 yards and 32 TDs as a senior, with a rushing average of 11.8, and finished his prep career with 4,747 yards and 85 TDs. His brother Kerry was in Denver's training camp last season, while brother Chris plays for Indianapolis. Goode lists music, dancing, and running as his hobbies.

JOSEPH (Joe) HENDERSON **Running Back**
5-8, 178 DOB: November 23, 1967 **Clemson** (R)

Joe Henderson closed out his career at Clemson with 2,657 all-purpose yards and 1,752 rushing yards. He returned 30 kickoffs for 802 yards and a score in three seasons with the Tigers. Henderson led the team and was fourth in the conference in rushing as a senior with 756 yards, despite posting only seven starts. He rushed for 538 yards as a junior and 366 yards as a sophomore, leading the team that year with 14 kickoff returns for 407 yards. He was a member of the Clemson teams that won the ACC in 1987 and 1988, and were winners of the 1987 and 1988 Citrus Bowls and the 1989 Gator Bowl. Born in Long Branch, N.J., Henderson attended Freehold Boro HS in Freehold, N.J., where he was an outstanding athlete. Henderson gained 3,338 yards, averaging 9.6 yards per carry, and scored 53 touchdowns over his final two prep seasons. He led the conference as a senior with over 1,800 yards rushing, with 23 TDs. As a junior he set the conference record for most yards in a game with 334 and scored a conference-high 30 TDs. Henderson was a premier track athlete as well, winning state titles in the 55, 100, and 200 meter events. An industrial education major at Clemson, Henderson lists fishing and basketball as his hobbies.

IAN MICHAEL HOWFIELD **Placekicker**
6-2, 196 DOB: June 4, 1966 **Tennessee** (1)

Ian Howfield previously attended the training camps of Miami (1988) and Seattle (1989) and has had tryouts with San Francisco, San Diego, Phoenix, and the Los Angeles Rams. He was a place-kicker at the University of Tennessee in 1986 and 1987, and was an NAIA All-American selection as a member of the Volunteers' soccer squad. Born in Watford, England, Ian attended Columbine HS in the Denver suburb of Littleton, and earned three letters in soccer and one each in football, basketball, and baseball. A marketing major at Tennessee, Ian's father, Bobby, was Denver's kicker from 1968-70 and was with the New York Jets from 1971-75.

JOHN HAROLD HUSBY Offensive Line
6-3, 265 DOB: March 16, 1967 Washington State (R)

John Husby earned All-Pac 10 honors as a tackle for Washington State in 1989. A team captain, he was also honored as the school's offensive lineman of the year. He played in the 1988 Aloha Bowl. Born in Seattle, Wash., Husby attended Newport HS in Bellevue, Wash., and lettered three times each in football and basketball. Husby has a degree in history, minoring in political science, and enjoys water and snow skiing and hiking.

GENE JELKS Defensive Back
5-11, 174 DOB: January 21, 1966 Alabama (R)

Gene Jelks played both running back and defensive back in five years at the University of Alabama. In 1985 he was named the Sports Illustrated player of the game vs. Auburn and was the SEC offensive player of the week against Mississippi. Jelks was further honored as the most valuable offensive player in the 1985 Aloha Bowl and was the Atlanta Touchdown Club's defensive back of the year in 1987. He was highly recruited coming out of Emma Sansom HS in his hometown of Godsen, Ala., where he lettered four times in football, three times in basketball, twice in baseball, and once in track. A communications/advertising major at Alabama, Jelks lists swimming, fishing, listening to music, and water skiing as his hobbies.

ANTHONY DALE (Tony) JONES Defensive Back
5-11, 178 DOB: January 4, 1967 Florida (R)

Tony Jones played both cornerback and wide receiver at the University of Florida, and was also a member of the Gators' track team. He was a cornerback in his first three seasons, and totaled 37 tackles and five passes defended. Jones moved to wide receiver as a senior and caught two passes for 18 yards. He finished second at the SEC Indoor Track Championship in the 55 meter dash with a time of 6.24 seconds and was a member of the Gators' 4x200 relay team that included Louis Oliver, (now with the Miami Dolphins), and posted the fastest indoor time of the 1988 season (1:26.31). At James S. Rickards HS in his native Tallahassee, Fla., Jones earned four prep letters in football, two in track, and one in weightlifting. He has a degree in public relations and enjoys listening to music and drawing.

PARIS WEBB McCURDY Linebacker
6-6, 220 DOB: March 25, 1967 Ball State (R)

Paris Webb was a two-time first team All-Mid American Conference selection as a forward on the Ball State basketball team. As a senior he was third in the MAC in rebounding and steals, 11th in field goal percentage, and 20th in scoring. He began his career at the University of Arkansas, transferring to Ball State in 1987. A native of Detroit, Mich., McCurdy lettered in football, basketball, and track at Cooley HS. He is married (Kathy) and was a business marketing major at Ball State.

WESLEY (Wes) McFADDEN Running Back
5-11, 203 DOB: January 25, 1967 Clemson (R)

Wes McFadden finished second on the team and seventh in the conference in rushing last year at Clemson with 440 yards, scoring five times. He was the Tigers' starting fullback, sharing the backfield with Joe Henderson, who also signed with Denver in 1990. He closed out his college career with 324 rushing attempts for 1,575 yards and 12 TDs, and 25 kickoff returns for a 20.4 average. As a junior McFadden rushed for 354 yards and was credited with a team-high 65 knockdown blocks, with 16 kickoff returns for a 20-yard average. McFadden was named honorable mention All-ACC as a sophomore after rushing for 781 yards, an average per game of 74.3 yards, third most in the conference. He was a back-up

cornerback in his freshman season and had 20 tackles. McFadden, a native of Chester, S.C., attended Lewisville (S.C.) HS and was named Back of the Year three times. He was named all-conference and all-upper state three times and was a two-time all-state selection. He lettered four times in football and three times in track. McFadden was a marketing major at Clemson.

BRIAN DeMAREST McPHATTER Defensive Back
6-2, 204 DOB: February 22, 1968 East Carolina (R)

Brian McPhatter played running back and strong safety in four seasons with the East Carolina Pirates. A native of Scotland, N.C., he lettered three times each in football, basketball, and track at Douglas Byrd HS in Fayetteville, N.C. McPhatter is single and list playing basketball and weightlifting as his hobbies. He was an industrial technology major at East Carolina.

DARREN MUILENBURG Offensive Line
6-3, 286 DOB: March 29, 1968 Colorado (R)

Darren Muilenburg was a first-team all-conference selection at guard last year with the Big Eight champion Colorado Buffaloes. A three-year starter, he was second-team all-conference and an honorable mention All-American in 1988. Muilenburg started 11 games as a sophomore at right tackle, and in 1986 was one of only three first-year Buff freshman to play in every game. He attended Lakewood (Colo.) HS in his hometown and earned first-team all-state honors as a senior. He was also named all-division on both offense and defense and was the Rocky Mountain News 4A Player of the Year. Muilenburg was a member of the 1985 Lakewood squad that went 13-1 and won the state title. He majored in communications at Colorado.

BRENT GAINOR PARKINSON Guard
6-5, 267 DOB: May 26, 1967 Southern California (R)

Brent won first-team All-Pac 10 honors and was an honorable mention All-American candidate as a senior at the University of Southern California, where he played for four seasons. Parkinson graduated from Canyon HS in Canyon Country, Calif., and lettered three times in football and twice in baseball. A communications major at USC, Parkinson is single and enjoys hunting, fishing, and watching professional wrestling.


GREGORY TODD (Greg) SMITH Tackle
6-7, 275 DOB: October 18, 1967 Vanderbilt (R)

Greg Smith was a team captain as a senior at Vanderbilt University, where he was a four-year player. He is a native of Hammond, Ind., and attended T. F. South HS in Lansing, Ill., and earned four prep letters each in football and basketball and two in track. Smith has a degree in human development and enjoys basketball.

VERNON MAURICE TURNER Running Back
5-8, 185 DOB: January 6, 1967 Carson-Newman (2)

Vernon Turner was a first-team all-conference running back as a senior at Carson-Newman College in Jefferson City, Tenn., rushing for 869 yards and 12 touchdowns. He returned 10 kickoffs for 263 yards, including one for 73 yards. A native of Brooklyn, N.Y., Turner attended Curtis HS on Staten Island and lettered once each in football and track. He has a daughter, (Ashley), and lists playing tennis and watching soap operas as his hobbies.

THE 1989 SEASON



NT GREG KRAGEN, WHO WAS SELECTED TO THE PRO BOWL FOR THE FIRST TIME IN 1989.

FINAL STATISTICS

REGULAR SEASON (11-5)

Date	Result	Opponent	Denver	Opponent	Attend.
9/10	W	Kansas City	34	20	74,284
9/18	W	at Buffalo	28	14	78,176
9/24	W	Raiders	31	21	75,754
10/1	L	at Cleveland	13	16	78,637
10/8	W	San Diego	16	10	75,222
10/15	W	Indianapolis	14	3	74,680
10/22	*W	at Seattle	24	21	62,353
10/29	L	Philadelphia	24	28	75,065
11/5	W	Pittsburgh	34	7	74,739
11/12	W	at Kansas City	16	13	76,245
11/20	W	at Washington	14	10	52,975
11/26	W	Seattle	41	14	75,117
12/3	*L	at Raiders	13	16	87,560
12/10	L	Giants	7	14	63,283
12/16	W	at Phoenix	37	0	56,071
12/24	L	at San Diego	16	19	50,524

*—Overtime

TEAM STATISTICS

	Broncos	Opponents
TOTAL FIRST DOWNS	308	246
Rushing	125	90
Passing	163	142
Penalty	20	14
Third Down Made/Attempts	111/240	73/216
Third Down Percent	46.3	33.8
Fourth Down Made/Attempts	2/9	12/24
Fourth Down Percent	22.2	50.0
POSSESSION AVG.	32:17	27:43
TOTAL NET YARDS	5093	4407
Average Per Game	318.3	275.4
Total Plays	1071	977
Average Per Play	4.8	4.5
NET YARDS RUSHING	2092	1580
Average Per Game	130.8	98.8
Total Rushes	554	426
NET YARDS PASSING	3001	2827
Average Per Game	187.6	176.7
Tackled/Yards Lost	43/351	47/374
Gross Yards Passing	3352	3201
Attempts/Completions	474/256	504/268
Completion Percentage	54.0	53.2
Had Intercepted	20	21
PUNTS/AVERAGE	80/39.8	84/41.0
NET PUNTING AVERAGE	33.7	35.0
PENALTIES/YARDS	83/594	102/823
FUMBLES/BALL LOST	26/12	43/22
TOUCHDOWNS	40	25
Rushing	15	10
Passing	21	13
Returns	4	2

SCORE BY PERIODS		1	2	3	4	OT	Total
BRONCOS		84	114	57	104	3	362
OPPONENTS		44	53	50	76	3	226
SCORING	TD-R	Pa	Rt	PAT	FG	S	TP
Treadwell	0	0	0	39/40	27/33	0	120
Humphrey	7	1	0	0/0	0/0	0	48
Johnson	0	7	0	0/0	0/0	0	42
Bratton	1	3	0	0/0	0/0	0	24

TEAM STATISTICS (Continued)

Elway	3	0	0	0/0	0/0	0	18
Sewell	0	3	0	0/0	0/0	0	18
Alexander	2	0	0	0/0	0/0	0	12
Jackson	0	2	0	0/0	0/0	0	12
Kay	0	2	0	0/0	0/0	0	12
Winder	2	0	0	0/0	0/0	0	12
Young	0	2	0	0/0	0/0	0	12
Braxton	0	0	1	0/0	0/0	0	6
Kragen	0	0	1	0/0	0/0	0	6
Mecklenburg	0	0	1	0/0	0/0	0	6
Nattiel	0	1	0	0/0	0/0	0	6
Robbins	0	0	1	0/0	0/0	0	6
Brooks	0	0	0	0/0	0/0	1	2
BRONCOS	15	21	4	39/40	27/33	1	362
OPPONENTS	10	13	2	25/25	17/27	0	226

RUSHING

	No.	Yds.	Avg.	LG	TD
Humphrey	294	1151	3.9	40	7
Winder	110	351	3.2	16	2
Elway	48	244	5.1	31	3
Alexander	45	146	3.2	11	2
Bratton	30	108	3.6	9	1
Sewell	7	44	6.3	10	0
Kubiak	15	35	2.3	10	0
Jackson	5	13	2.6	8	0
BRONCOS	554	2092	3.8	40	15
OPPONENTS	426	1580	3.7	24	10

PASSING

	Att.	Comp.	Yds.	Cmp.%	Yds./Att.	TD
Elway	416	223	3051	53.6	7.33	18
Kubiak	55	32	284	58.2	5.16	2
Humphrey	2	1	17	50.0	8.50	1
Johnson	1	0	0	0.0	0.0	0
BRONCOS TOTAL	474	256	3352	54.0	7.07	21
Opponents Total	504	268	3201	53.2	6.35	13

	Pct. TD	Int.	Pct. Int.	LG	Sack Lost	Rating
Elway	4.3	18	4.3	69	35/298	73.7
Kubiak	3.6	2	3.6	22	8/ 53	69.1
Humphrey	50.0	0	0.0	117	0/ 0	118.8
Johnson	0.0	0	0.0	0	0/ 0	39.6
BRONCOS TOTAL	4.4	20	4.2	69	43/351	73.7
Opponents Total	2.6	21	4.2	175	47/374	64.1

RECEIVING

	No.	Yds.	Avg.	LG	TD
Johnson	76	1095	14.4	69	7
Jackson	28	446	15.9	49	2
Sewell	25	416	16.6	56	3
Young	22	402	18.3	47	2
Humphrey	22	156	7.1	13	1
Kay	21	197	9.4	20t	2
Mobley	17	200	11.8	36	0
Winder	14	91	6.5	19	0
Nattiel	10	183	18.3	43	1
Bratton	10	69	6.9	17t	3
Alexander	8	84	10.5	28	0
Kelly	3	13	4.3	6	0
BRONCOS TOTAL	256	3352	13.1	69	21
Opponents Total	268	3201	11.9	75t	13

INTERCEPTIONS

	No.	Yds.	Avg.	LG	TD
Braxton	6	103	17.2	34t	1
Henderson	3	58	19.3	25	0
Atwater	3	34	11.3	30	0
D. Smith	2	78	39.0	50	0
Robbins	2	18	9.0	18t	1
Munford	2	16	8.0	10	0
Corrington	1	8	8.0	8	0
Carrington	1	2	2.0	2	0
Dennison	1	1	1.0	1	0
BRONCOS TOTAL	21	318	15.1	50	2
Opponents Total	20	194	9.7	32t	1

PUNTING

	No.	Yds.	Avg.	Net	TB	In 20	LG	Blk
Horan	77	3111	40.4	34.3	5	24	63	0
Elway	1	34	34.0	14.0	1	0	34	0
Kubiak	2	43	21.5	21.5	0	1	29	0
BRONCOS TOTAL	80	3188	39.8	33.7	6	25	63	0
Opponents Total	84	3440	41.0	35.0	8	18	64	0

FIELD GOALS

	1-19	20-29	30-39	40-49	50 +
Treadwell	3/3	13/14	8/8	3/7	0/1
BRONCOS TOTAL	3/3	13/14	8/8	3/7	0/1
Opponents Total	0/0	3/3	5/6	7/14	2/4

Treadwell: (41G,29G) (22G,33G,46G,24G) (38G) (21G,26G) (46G,18G,54N,27G) () (46N,46N,27N,27G) (18G) (26G,26G) (18G,27G,26G) () (30G,25G) (34G,35G,42N) () (38G,33G,35G) (43N,24G)

OPPONENTS: (41G,54N,23G) (43N) () (47N,36G,48G,42N,48G) (39G) (49N,55G) (40N) (41N) () (39G,42G) (38N,32G) () (37G, 46G,26G) (47N) () (52N,22G,41G,53G,45G)

PUNT RETURNS

	Ret.	FC	Yds.	Avg.	LG	TD
Bell	21	3	143	6.8	24	0
Johnson	12	6	118	9.8	34	0
Nattiel	9	0	77	8.6	38	0
Woods	2	0	6	3.0	11	0
Carrington	1	0	0	0.0	0	0
BRONCOS TOTAL	45	9	344	7.6	38	0
Opponents Total	28	18	370	13.2	52	0

KICKOFF RETURNS

	No.	Yds.	Avg.	LG	TD
Bell	30	602	20.1	33	0
Carrington	6	152	25.3	68	0
Humphrey	4	86	21.5	29	0
Bratton	2	19	9.5	10	0
Woods	1	17	17.0	17	0
BRONCOS TOTAL	43	876	20.4	68	0
Opponents Total	72	1256	17.4	36	0

SPECIAL TEAM STATISTICS

1989 REGULAR SEASON

	T	T/20	TA	TA/20	FC	FR	KD	TOTAL PTS.
Atwater	3	0	3	0	0	0	0	6
Bell	6	2	7	0	1	0	1	17
Bishop	1	0	0	0	0	0	0	1
Bratton	0	0	0	0	0	0	8	8
Braxton	5	0	1	0	0	0	2	8
Carrington	8	1	8	0	0	0	6	23
Corrington	13	1	7	1	0	0	6	28
Curtis	16	2	5	1	2	0	4	30
Dennison	4	0	5	2	1	0	4	16
Fletcher	2	0	0	0	0	0	0	2
Henke	3	0	2	0	0	0	0	5
Horan	2	0	0	0	0	0	0	2
Humphrey	0	0	0	0	0	0	0	1
Kelly	5	0	5	1	0	0	1	13
Klostermann	6	1	9	2	0	0	6	24
Lucas	13	1	8	1	0	0	2	25
Munford	6	0	7	2	0	1	4	20
Robbins	6	0	1	2	0	0	5	14
Sewell	4	0	0	0	0	1	1	6
Shelton	1	0	1	0	0	0	0	2
Smith, M.	0	0	4	0	0	0	7	11
Treadwell	2	0	0	0	0	0	0	2
Widell	0	0	0	0	0	0	10	10
Winder	0	1	1	0	0	0	0	2

T- Tackles; T/20- Tackle Inside 20; TA- Tackle Assist; TA/20- Tackle Assist Inside 20; FC- Fumble Caused; FR- Fumble Recovered; KD- Knock-Down Block on Punt or Kickoff Return.

DEFENSIVE STATISTICS

1989 Regular Season

Official Coaches (Tackles, Assists, and Total)
Official Press Box Stats (Other Defensive Stats)

REGULAR SEASON

Player	Tackles	Assists	Total	Sacks	Yds. Lost	Int.	Yds.	PD	FR	FF
Atwater	86	43	129	0	0	3	34	10	1	0
Braxton	77	34	111	0	0	6	103	14	2	2
Brooks	66	57	123	1	9	0	0	2	2	1
Carreker	36	29	65	5.5	34	0	0	1	0	0
Carrington	11	5	16	0	0	1	2	1	0	0
Corrington	17	9	26	0	0	1	8	5	0	1
Curtis	12	11	23	0	0	0	0	0	0	0
Dennison	45	61	106	1	6	1	1	1	1	2
Fletcher	61	44	105	12	79	0	0	2	1	3
Haynes	13	5	18	0	0	0	0	3	0	0
Henderson	47	29	76	0	0	3	58	13	0	0
Henke	0	2	2	0	0	0	0	0	0	0
Holmes	32	16	48	9	87	0	0	4	0	2
Klostermann	1	2	3	0	0	0	0	0	0	0
Kragen	43	29	72	2	13	0	0	2	4	0
Lucas	5	1	6	2	22	0	0	1	0	0
McCullough	2	0	2	1	0	0	0	0	0	0
Mecklenburg	83	60	143	7.5	79	0	0	3	4	2
Munford	54	44	98	1	5	2	16	2	1	0
Powers	7	12	19	3	30	0	0	0	0	1
Robbins	25	12	37	0	0	2	18	8	1	0
Shelton	0	0	0	0	0	0	0	0	0	0
Smith	47	35	82	0	0	2	78	11	3	6
Townsend	26	14	40	2	13	0	0	0	2	2

Bold items indicates team leaders.

BRONCO DEPTH CHART

(Players listed in this order: 1989 Denver starters in boldface, veterans, draftees, free agents)
Asterisks (*) indicate 1990 Plan B free agents.

OFFENSE

WR: **VANCE JOHNSON**, **MARK JACKSON**, Ricky Nattiel, Michael Young, Jason Johnson*, Sterling Sharpe, Pierre Goode
T: **GERALD PERRY**, **KEN LANIER**, Jim Juriga, Darrell Hamilton, John Husby, Brent Parkinson, Greg Smith
G: **JIM JURIGA**, **DOUG WIDELL**, Monte Smith, Jeff Davidson, Scott Beavers, Darnin Mullenburg
C: **KEITH KARTZ**, Eric Coyle, Brad Leggett
TE: **CLARENCE KAY**, Orson Mobley, Paul Green, Jon Embree, David Little*, Chris Verhulst*, Ronnie Haliburton
QB: **JOHN ELWAY**, Gary Kubiak, Pat Hegarty, Todd Ellis, Scott Erney
RB: **BOBBY HUMPHREY**, **MELVIN BRATTON**, Jeff Alexander, Ken Bell, Steve Sewell, Sammy Winder, Lorenzo Hampton*, Blake Ezor, Joe Henderson, Wes McFadden, Vernon Turner

DEFENSE

DE: **ALPHONSO CARREKER**, **RON HOLMES**, Warren Powers, Andre Townsend, Brad Henke, Jake McCullough, Mark Mraz*, Robb White*, Jim Szymanski, Chris Allen
NT: **GREG KRAGEN**, Brad Henke, Andre Townsend
LB: **MICHAEL BROOKS**, **RICK DENNISON**, **KARL MECKLENBURG**, **SIMON FLETCHER**, Scott Curtis, Tim Lucas, Marc Munford, Ty Allert*, Ron Sancho, Rod Stephens*, Jeroy Robinson, Anthony Thompson, Paris McCurdy
CB: **TYRONE BRAXTON**, **WYMON HENDERSON**, Darren Carrington, Elliott Smith*, Alton Montgomery, Le-Lo Lang, Karl Brown, Gene Jelks, Tony Jones
S: **STEVE ATWATER**, **DENNIS SMITH**, Kip Corrington, Randy Robbins, Brian McPhatter

SPECIALISTS

P **MIKE HORAN**, Paul Calhoun
K **DAVID TREADWELL**, Ian Howfield

PRONUNCIATION GUIDE

Alton (AL-ton) Montgomery, Alphonso Carreker (CARE-uh-ker), Blake Ezor (EE-zor), Pierre Goode (GOO-d), Brad Henke (HEN-kee), Mike Horan (hor-RAN), Mark Mraz (ma-RAZZ), Jeroy (Je-ROY) Robinson, Jim Juriga (jur-EE-ga), Le-Lo (LEE-lo) Lang, Ricky Nattiel (nah-TEEL), Jim Szymanski (SHA-man-ski), Chris Verhulst (VER-hul-st), Doug Widell (WY-dell), Sammy Winder (WINE-der)

DENVER BRONCOS 1990 VETERAN ROSTER

No.	Name	Pos.	Height	Weight	Birthdate	NFL Exp.	College	Hometown of High school	How Acq.	'89 Games/ Starts
40	Alexander, Jeff	RB	6-0	232	1/15/65	2	Southern University	Baton Rouge, LA.	FA '89	16/6
57	Allert, Ty	LB	6-2	238	7/23/63	5	Texas	Rosenberg, TX.	PB '90(Phi)	7/0
27	Atwater, Steve	S	6-3	213	10/28/66	2	Arkansas	Chicago, IL.	D1 '89	16/16
#35	Bell, Ken	RB	5-10	190	11/16/64	5	Boston College	Greenwich, CT.	FA '86	12/0
32	Bratton, Melvin	RB	6-1	225	2/02/65	2	Miami (Fla.)	Miami, FL.	D7 '89	16/3
34	Braxton, Tyrone	CB	5-11	185	12/17/64	4	No. Dakota State	Madison, WI.	D12 '87	16/16
*56	Brooks, Michael	LB	6-1	235	10/2/64	4	Louisiana State	Rustin, LA.	D3 '87	16/16
	Calhoun, Paul	P	6-3	210	10/28/63	3	Kentucky	Louisville, KY.	FA '90	0/0
92	Carreker, Alphonso	DE	6-6	272	5/25/62	7	Florida State	Marietta, GA.	PB '89(GBay)	16/16
29	Carrington, Darren	CB	6-1	189	10/10/66	2	Northern Arizona	Bronx, NY.	D5 '89	16/0
*25	Corrington, Kip	S	6-0	175	4/12/65	2	Texas A & M	Ames, IA.	T(Det) '88	16/0
#58	Curtis, Scott	LB	6-1	230	12/26/64	3	New Hampshire	Lynnfield, MA.	PB '89(Phi)	16/0
#55	Dennison, Rick	LB	6-3	220	6/22/58	9	Colorado St.	Kalispel, MT.	FA '82	15/11
7	Elway, John	QB	6-3	215	6/28/60	8	Stanford	Port Angeles, WA.	T(Balt) '83	15/15
85	Embree, Jon	TE	6-3	235	10/15/65	3	Colorado	Englewood, CO.	FA '90	0/0
73	Fletcher, Simon	LB	6-5	240	2/18/62	6	Houston	Bay City, TX.	D2b '85	16/16
87	Green, Paul	TE	6-3	230	10/8/66	2	Southern California	Coalinga, CA.	D8 '89	0/0
69	Hamilton, Darrell	T	6-5	298	5/11/65	2	North Carolina	Washington, D.C.	D3 '89	0/0
20	Hampton, Lorenzo	RB	5-11	208	3/12/62	6	Florida	Lake Wales, FL.	PB '90(Mia)	10/0
24	Henderson, Wymon	CB	5-9	186	12/15/61	4	Nevada-Las Vegas	N. Miami Beach, FL.	PB '89(Min)	16/16
68	Henke, Brad	DE	6-3	275	4/10/66	2	Arizona	Littleton, CO.	FA '89	2/0
*90	Holmes, Ron	DE	6-4	265	8/26/63	6	Washington	Seattle, WA.	T(TBay) '89	15/8
#2	Horan, Mike	P	5-11	190	2/1/59	7	Long Beach State	Orange, CA.	FA '86	16/0
26	Humphrey, Bobby	RB	6-1	201	10/11/66	2	Alabama	Birmingham, AL.	SD '89	16/12
80	Jackson, Mark	WR	5-9	180	7/23/63	5	Purdue	Chicago, IL.	D6b '86	16/16
81	Johnson, Jason	WR	5-10	178	11/8/65	3	Illinois State	Gary, IN.	PB '90(Pit)	14/0

82	Johnson, Vance	WR	5-11	185	3/13/63	6	Arizona	Trenton, N.J.	D2a '85	16/16
*66	Juriga, Jim	G/T	6-6	275	9/12/64	3	Illinois	Fort Wayne, IN.	D4 '86	16/16
72	Kartz, Keith	C	6-4	270	5/5/63	4	California	Las Vegas, NV.	FA '87	16/16
#88	Kay, Clarence	TE	6-2	237	7/30/61	7	Georgia	Seneca, S.C.	D7 '84	16/15
*71	Kragen, Greg	NT	6-3	265	3/4/62	6	Utah St.	Chicago, IL.	FA '85	14/14
*8	Kubiak, Gary	QB	6-0	192	8/15/61	8	Texas A & M	Houston, TX.	D8 '83	16/1
*76	Lanier, Ken	T	6-3	290	7/8/59	10	Florida St.	Columbus, OH.	D5 '81	16/16
	Little, David	TE	6-2	226	4/18/61	7	Middle Tennessee St.	Selma, CA.	PB '90(Phi)	15/0
#59	Lucas, Tim	LB	6-3	230	4/3/61	4	California	Stockton, CA.	FA '87	17/0
96	McCullough, Jake	DE	6-5	270	7/23/65	2	Clemson	Loris, S.C.	D4 '89	10/0
77	Mecklenburg, Karl	LB	6-3	240	9/1/60	8	Minnesota	Edina, MN.	D12 '83	15/15
89	Mobley, Orson	TE	6-5	259	3/4/63	5	Salem College	Brooksville, FL.	D6a '86	12/5
97	Mraz, Mark	DE	6-4	260	2/9/65	3	Utah State	Glendora, CA.	PB '90(Raid)	11/0
*51	Munford, Marc	LB	6-2	231	2/14/65	4	Nebraska	Lincoln, NE.	D4 '87	16/6
84	Nattiel, Ricky	WR	5-9	180	1/25/66	4	Florida	Gainesville, FL.	D1 '87	9/0
60	Perry, Gerald	T	6-6	305	11/12/64	3	Southern University	Columbia, S.C.	D2 '88	16/15
91	Powers, Warren	DE	6-6	287	2/4/65	2	Maryland	Baltimore, MD.	D2b '89	15/0
48	Robbins, Randy	S	6-2	189	9/14/62	7	Arizona	Casa Grande, AZ.	D4 '84	16/1
30	Sewell, Steve	RB	6-3	210	4/2/63	6	Oklahoma	San Francisco, CA.	D1 '85	16/3
49	Smith, Dennis	S	6-3	200	2/3/59	10	So. California	Santa Monica, CA.	D1 '81	15/14
28	Smith, Elliott	DB	6-2	192	8/14/67	2	Alcorn State	Jackson, MS.	PB '90(S.D.)	2/0
65	Smith, Monte	G	6-4	270	4/24/67	2	North Dakota	Madison, WI.	D9a '89	14/0
50	Stephens, Rod	LB	6-1	237	6/14/66	2	Georgia Tech	Atlanta, GA.	PB '90(Sea)	10/0
61	Townsend, Andre	DE/NT	6-3	265	10/8/62	7	Mississippi	Chicago, IL.	D2 '84	13/10
9	Treadwell, David	K	6-1	175	2/27/67	2	Clemson	Columbia, S.C.	T(Phx) '89	16/0
86	Verhulst, Chris	TE	6-2	249	5/16/66	3	Cal State-Chico	Sacramento, CA.	PB '90(Hou)	16/2
70	White, Robb	DE	6-4	270	5/26/65	3	South Dakota	Aberdeen, S.D.	PB '90(NYG)	15/0
67	Widell, Doug	G	6-4	287	9/23/66	2	Boston College	Hartford, CT.	D2a '89	16/9
#23	Winder, Sammy	RB	5-11	203	7/15/59	9	So. Mississippi	Madison, MS.	D5 '82	16/2
83	Young, Mike	WR	6-1	183	2/21/62	6	UCLA	Hanford, CA.	FA '89 (Rams)	16/0

*-indicates option payout; subject to developments.
 #-indicates unrestricted free agents.

HOW THE BRONCOS WERE BUILT

Year	Draft	Trades	Free Agents/ Waivers
1981 10-6-0 2nd, AFC West	S Dennis Smith (1) T Ken Lanier (5)		
1982 2-7-0 5th, AFC West	RB Sammy Winder (5)	LB	Rick Dennison**
1983 9-7-0 3rd, AFC West	QB Gary Kubiak (8) LB Karl Mecklenburg (12)	QB John Elway (from Baltimore)	
1984 13-3-0 1st, AFC West	NT Andre Townsend (2) SS Randy Robbins (4) TE Clarence Kay (7)		
1985 11-5-0 2nd, AFC West	RB Steve Sewell (1) WR Vance Johnson (2a) LB Simon Fletcher (2b)		NT Greg Kragen*
1986 11-5-0 1st, AFC West AFC Champions	G/T Jim Juriga (4) TE Orson Mobley (6a) WR Mark Jackson (6b)		RB Ken Bell* P Mike Horan**
1987 10-4-1 1st, AFC West AFC Champions	WR Ricky Nattiel (1) LB Michael Brooks (3) CB Tyrone Braxton (12)		C/G Keith Kartz** LB Tim Lucas**
1988 8-8-0 2nd, AFC West	T Gerald Perry (2)	S Kip Corrington (from Detroit)	RB Jeff Alexander*
1989 11-5-0 1st, AFC West AFC Champions	S Steve Atwater (1) G Doug Widell (2a) DE Warren Powers (2b) T Darrell Hamilton (3) DE Jake McCullough (4) CB Darren Carrington (5) RB Melvin Bratton (7) TE Paul Green (8) G Monte Smith (9b) RB Bobby Humphrey (1-Sup. Drft)	DE Ron Holmes (from Tampa Bay)	DE Alphonso Carreker (PB-GB) LB Scott Curtis (PB-Phil) CB Wymon Henderson (PB-Minn) DE Brad Henke* K David Treadwell** WR Michael Young (PB-Rams) QB Pat Hegarty* LB Ron Sancho*

Number in parentheses after draft choices indicates the round in which the player was taken.

* — indicates player was a rookie free agent when he joined the Broncos.

** — indicates player was an NFL veteran or had been in other camps before joining the Broncos.

PB—indicates player was a 1989 Plan B free agent.

TOP PERFORMANCES OF 1989

Individual

RUSHING — Attempts; Bobby Humphrey, 31 at L.A. Raiders (12/3), and at Washington (11/20). Yards; Bobby Humphrey, 128, at Phoenix (12/16). **PASSING** — Yards; John Elway, 344, at Seattle (10/22). Touchdowns; John Elway, 4, vs. Seattle (11/26). Percentage; Gary Kubiak, .706 on 12 of 17 attempts, at San Diego (12/24). **RECEIVING** — Receptions; Vance Johnson, 9, at Phoenix (12/16), and vs. Philadelphia (10/29). Yards; Vance Johnson, 154, vs. Seattle (11/26). **INTERCEPTIONS** — Steve Atwater, 2, vs. L.A. Raiders (9/24), and Wymon Henderson, 2, at Buffalo (9/18). **KICKOFF RETURNS** — Number; Ken Bell, 4, at L.A. Raiders (12/3), and vs. Philadelphia (10/29). Yards; Ken Bell, 101, at Philadelphia (10/29). **PUNT RETURNS** — Ken Bell, 4, three games, and Vance Johnson, 4, vs. Pittsburgh (11/5). Yards; Vance Johnson, 54, vs. Pittsburgh (11/5). **SCORING** — David Treadwell, 14, at Buffalo (9/18). **TOUCHDOWNS** — Bobby Humphrey, 2, vs. Pittsburgh (11/5), and Mark Jackson, 2, vs. L.A. Raiders (9/24).

Team

TOTAL OFFENSE — 475 (204 rushing, 271 passing), at Phoenix (12/16). **RUSHING** — 204, at Phoenix (12/16). **PASSING** — 316, at Seattle (10/22). **SCORING** — 41, vs. Seattle (11/26). **TOTAL DEFENSE** — 101 (22 rushing, 79 passing), at Phoenix (12/16). **RUSHING DEFENSE** — 22, at Phoenix (12/16). **PASSING DEFENSE** — 77, vs. Pittsburgh (11/5). **SCORING DEFENSE** — 0, at Phoenix (12/16).

Longest Plays

RUN FROM SCRIMMAGE — Bobby Humphrey, 40, vs. San Diego (10/8). **PASS PLAY** — John Elway to Vance Johnson, 69, vs. Seattle (11/26). **KICKOFF RETURN** — Darren Carrington, 68, at Kansas City (11/12). **PUNT RETURN** — Ricky Nattiel, 38, at L.A. Raiders (12/3). **INTERCEPTION RETURN** — Dennis Smith, 50, vs. Indianapolis (10/15). **PUNT** — Mike Horan, 63, at San Diego (12/24). **FIELD GOAL** — David Treadwell, 46, vs. San Diego (10/8), and 46, at Buffalo (9/18).

	1ST DOWNS				3RD DOWNS				DENVER BRONCOS STATISTICS Page 1 OFFENSE								PASSING								PEN.	
	TOTAL	RUSH	PASS	PENALTY	ATTEMPTS	CONV.	EFFICIENCY	NET YDS.	AVG./GAME	PLAYS	AVG./PLAY	NET YDS.	AVG./GAME	ATTEMPTS	AVG./RUSH	NET YDS.	AVG./GAME	TKLD.	YDS. LOST	GROSS YDS.	ATTEMPTS	COMP.	PCT.	INT.	NO.	YDS. LOST
KANSAS CITY	14	5	9	0	14	6	.429	250	250.0	60	4.2	100	100.0	32	3.1	150	150.0	0	0	150	28	16	.571	2	2	15
at Buffalo	26	12	9	5	14	5	.357	382	316.0	74	5.2	201	150.5	43	4.7	181	165.5	2	26	207	29	15	.517	2	10	71
LA RAIDERS	18	11	7	0	15	6	.400	283	305.0	65	4.4	170	157.0	41	4.1	113	148.0	1	18	131	23	11	.478	1	6	45
at Cleveland	10	4	6	0	10	2	.200	241	289.0	48	5.0	80	137.8	25	3.2	161	151.3	4	37	198	19	6	.316	1	3	20
SAN DIEGO	24	9	13	2	16	7	.438	335	298.2	73	4.6	156	141.4	35	4.5	179	156.8	3	20	199	35	19	.543	1	3	25
INDIANAPOLIS	20	11	9	0	14	8	.571	319	301.7	68	4.7	169	146.0	43	3.9	150	155.7	0	0	150	25	13	.520	1	3	20
at Seattle	15	2	13	0	16	5	.313	371	311.6	62	6.0	55	133.0	23	2.4	316	178.6	4	28	344	35	18	.514	0	13	84
PHILADELPHIA	22	6	15	1	12	3	.250	320	312.6	66	4.8	104	129.4	20	5.2	216	183.3	7	62	278	39	19	.487	3	4	35
PITTSBURGH	22	11	9	2	16	9	.563	414	323.9	70	5.9	153	132.0	44	3.8	261	191.9	3	30	291	23	16	.696	2	5	34
at Kansas City	12	4	7	1	14	8	.571	213	312.8	53	4.0	101	128.9	29	3.5	112	183.9	2	21	133	22	11	.500	1	2	10
at Washington	19	8	10	1	17	9	.529	232	305.5	73	3.2	125	128.5	44	2.8	106	176.8	2	17	123	27	13	.481	1	4	25
SEATTLE	18	7	11	0	14	6	.429	353	309.4	63	5.6	137	189.3	37	3.7	216	180.1	2	14	230	24	11	.458	0	2	20
at LA Raiders	26	12	11	3	14	7	.500	332	311.2	78	4.3	156	131.4	38	4.1	176	179.8	3	21	197	37	23	.622	2	9	64
NY GIANTS	18	5	13	0	19	11	.579	367	315.1	72	5.1	83	127.9	24	3.5	284	187.2	1	8	292	47	23	.489	0	8	62
at Phoenix	28	12	15	1	19	14	.737	475	325.8	83	5.7	204	133.0	47	4.3	271	192.8	2	14	285	34	25	.735	2	7	54
at San Diego	16	6	6	4	15	4	.267	206	318.3	63	3.3	97	130.8	29	3.3	109	187.6	7	35	144	27	17	.630	1	2	10

DENVER BRONCOS STATISTICS PAGE 2 OFFENSE

	PUNTS				PUNT RTNs.			KICK RTNs.			MISC. RTNs.			INT. RTNs.			FUM-BLES		SCORING								TIME OF POSSESSION	
	NO.	YARDS	AVG.	NET AVG.	NO.	YARDS	AVG.	NO.	YARDS	AVG.	NO.	YARDS	AVG.	NO.	YARDS	AVG.	NO.	LOST	TOTAL TDs.	RUSH	PASS	RETURN	PATs.	FGs	TOTAL PTS.			
KANSAS CITY	3	131	43.7	30.0	2	23	11.5	4	86	21.5				2	52	26.0	0	0	4	1	1	2	4-4	2-2	34	30:23		
at Buffalo	5	190	38.0	36.6	0	0	0.0	4	76	19.0				3	62	20.7	2	0	2	1	1	0	2-2	4-4	28	33:58		
LA RAIDERS	6	280	46.7	38.8	2	7	3.5	1	16	16.0				3	58	19.3	2	2	4	2	2	0	4-4	1-1	31	34:10		
at Cleveland	6	245	40.8	24.5	2	10	5.5	3	68	22.7				1	10	10.0	4	2	1	0	1	0	1-1	2-2	13	23:10		
SAN DIEGO	3	131	43.7	19.7	3	41	13.7	2	43	21.5				1	8	8.0	0	0	1	1	0	0	1-1	3-4	16	33:09		
INDIANAPOLIS	5	213	42.6	35.2	4	26	6.5	1	29	29.0				1	50	50.0	4	1	2	2	0	0	2-2	0-0	14	37:49		
at Seattle	9	318	35.3	35.3	4	24	6.0	3	60	20.0				2	47	23.5	2	1	3	1	2	0	3-3	1-4	24	27:25		
PHILADELPHIA	5	235	47.0	38.0	5	12	2.4	4	101	25.3				1	1	1.0	6	3	3	1	2	0	3-3	1-1	24	27:03		
PITTSBURGH	4	164	41.0	36.0	4	54	13.5	1	10	10.0				0	0	0.0	0	0	4	3	1	0	4-4	2-2	34	36:52		
at Kansas City	4	173	43.3	39.3	2	6	3.0	3	94	31.3	Fumble		2	46	23.0	0	0	0.0	0	0	1	0	0	1	1-1	3-3	16	29:33
											Fumble																	
at Washington	6	180	30.0	30.0	2	11	6.5	2	27	13.5	1	35	35.0	0	0	0.0	1	1	2	0	2	0	2-2	0-0	14	36:59		
SEATTLE	6	265	44.2	37.7	3	23	7.7	2	28	14.0				2	6	6.0	0	0	5	1	4	0	5-5	2-2	41	31:07		
at LA Raiders	4	131	32.8	27.8	3	45	15.0	5	70	14.0				0	0	0.0	0	0	1	1	0	0	1-1	2-3	13	44:03		
NY GIANTS	5	187	37.4	30.2	3	21	7.0	3	58	19.3				0	0	0.0	0	0	1	0	1	0	1-1	0-0	17	29:02		
at Phoenix	2	78	39.0	38.5	1	13	13.0	4	19	4.8	Fumble		1	23	23.0	1	0	0.0	3	0	4	0	3	1	4-4	3-3	37	40:31
											Fumble																	
at San Diego	7	269	38.5	36.6	2	22	11.0	4	110	27.5				4	24	6.0	2	2	2	1	1	0	1-2	1-2	16	29:16		

	1ST DOWNS				3RD DOWNS			DENVER BRONCOS STATISTICS Page 1 DEFENSE								PASSING										PEN.	
	TOTAL	RUSH	PASS	PENALTY	ATTEMPTS	CONV.	EFFICIENCY	NET YDS.	AVG./GAME	PLAYS	AVG./PLAY	NET YDS.	AVG./GAME	ATTEMPTS	AVG./RUSH	NET YDS.	AVG./GAME	TKLD.	YDS. LOST	GROSS YDS.	ATTEMPTS	COMP.	PCT.	INT.	NO.	YDS. LOST	
KANSAS CITY	14	2	12	0	13	4	.308	287	287.0	56	5.1	45	45.0	20	2.3	242	242.0	2	8	261	34	21	.618	2	5	31	
at Buffalo	29	7	17	5	11	5	.455	413	350.0	71	5.8	94	69.5	22	4.3	319	280.0	3	21	340	46	28	.609	3	8	66	
LA RAIDERS	15	4	10	1	10	3	.300	360	353.3	53	6.8	90	76.3	22	4.1	270	277.0	3	20	290	28	15	.536	3	12	101	
at Cleveland	16	7	8	1	15	4	.267	296	339.0	67	4.4	95	81.0	26	3.7	201	258.0	3	15	216	38	25	.658	1	10	81	
SAN DIEGO	12	6	6	0	11	4	.364	211	313.4	48	4.4	118	88.4	26	4.5	93	225.0	3	23	116	19	10	.526	1	10	57	
INDIANAPOLIS	7	2	5	0	13	3	.231	128	282.5	47	2.7	44	81.0	17	2.6	84	201.5	2	16	100	28	12	.429	1	3	19	
at Seattle	23	9	12	2	16	6	.375	363	294.0	83	4.4	139	89.3	43	3.2	224	204.7	2	13	237	38	22	.579	2	4	35	
PHILADELPHIA	17	13	4	0	15	5	.333	313	296.3	70	4.5	215	105.0	45	4.8	98	191.4	4	28	126	21	11	.524	1	8	67	
PITTSBURGH	7	1	5	1	15	5	.333	170	282.3	53	3.2	93	103.7	25	3.7	77	178.7	2	24	101	26	11	.423	0	5	31	
at Kansas City	20	8	12	0	14	9	.643	312	285.3	66	4.7	141	107.4	35	4.0	171	177.9	4	34	205	27	17	.630	0	12	90	
at Washington	14	5	8	1	10	2	.200	223	279.6	54	4.1	77	104.6	25	3.1	146	175.0	0	0	146	29	15	.517	0	2	20	
SEATTLE	21	9	11	1	14	6	.429	325	283.4	75	4.3	133	107.0	21	6.3	192	176.4	8	86	278	46	22	.478	2	6	58	
at LA Raiders	11	3	8	0	10	2	.200	257	281.4	46	5.6	79	104.8	21	3.8	178	176.5	2	22	200	23	9	.391	0	4	29	
NY GIANTS	16	8	7	1	16	7	.438	261	279.9	62	4.2	113	105.4	37	3.1	148	174.5	3	23	171	22	13	.591	0	2	21	
at Phoenix	7	1	5	1	14	3	.214	101	268.0	49	2.0	22	99.9	12	1.8	79	168.1	6	41	120	31	15	.484	1	3	30	
at San Diego	18	5	13	0	17	4	.235	387	275.4	77	5.0	82	98.8	29	2.8	305	176.7	0	0	305	48	22	.458	4	8	97	

DENVER BRONCOS STATISTICS PAGE 2 DEFENSE

	PUNTS				PUNT RTNs.			KICK RTNs.			MISC. RTNs.			INT. RTNs.			FUM-BLES		SCORING							TIME OF POSSION
	NO.	YARDS	AVG.	NET AVG.	NO.	YARDS	AVG.	NO.	YARDS	AVG.	NO.	YARDS	AVG.	NO.	YARDS	AVG.	NO.	LOST	TOTAL TDs	RUSH	PASS	RETURN	PATs	FGs	TOTAL PTS.	
KANSAS CITY	3	140	46.7	39.0	2	41	20.5	4	76	19.0				2	16	8.0	3	2	2	1	1	0	2-2	2-3	20	29:37
at Buffalo	3	105	35.0	35.0	1	7	7.0	6	94	15.7				2	4	2.0	2	1	2	1	1	0	2-2	0-1	14	26:02
LA RAIDERS	3	138	46.0	37.0	3	27	9.0	4	80	20.0	Fumble															
at Cleveland	6	164	27.3	25.7	3	78	26.0	4	84	21.0	1	15	15.0	1	32	32.0	6	3	3	0	1	2	3-0	0-0	21	25:50
SAN DIEGO	5	249	49.8	33.6	1	52	52.0	4	96	24.0				1	11	11.0	0	0	1	0	1	0	1-1	3-5	16	36:50
INDIANAPOLIS	6	287	47.8	43.5	2	37	18.5	2	32	16.0				1	20	20.0	3	0	0	0	0	0	1-1	1-1	10	26:51
at Seattle	7	222	31.7	28.3	0	0	0.0	5	88	17.6				0	0	0.0	4	2	3	1	2	0	0-0	1-2	3	22:11
PHILADELPHIA	8	328	41.0	37.0	3	45	15.0	4	57	14.3				3	38	12.7	4	1	4	2	2	0	4-4	0-1	28	40:21
PITTSBURGH	8	355	44.4	35.1	1	-4	-4.0	5	109	21.8				2	4	2.0	3	1	1	0	1	0	1-1	0-0	7	23:08
at Kansas City	4	145	36.3	34.8	3	16	5.3	5	90	18.0				1	21	21.0	4	2	1	0	1	0	1-1	2-2	13	30:27
at Washington	3	96	32.0	28.3	1	0	0.0	3	24	8.0	Fumble															
SEATTLE	4	180	45.0	39.3	2	19	9.5	8	123	15.4	1	6	6.0	1	28	28.0	2	2	1	1	0	0	1-1	1-1	10	23:00
at LA Raiders	5	236	47.2	34.2	0	0	0.0	4	83	20.8				0	0	0.0	5	2	2	1	1	0	2-2	0-0	14	28:53
NY GIANTS	7	287	41.0	35.1	2	36	18.0	2	20	10.0				2	14	7.0	1	1	1	0	1	0	1-1	3-3	16	22:59
at Phoenix	8	332	41.5	36.6	1	1	1.0	8	132	16.5				0	0	0.0	1	0	2	1	1	0	2-2	0-1	14	30:58
at San Diego	4	176	44.0	38.5	3	13	4.3	4	68	17.0				2	6	3.0	2	2	0	0	0	0	0-0	0-0	0	19:29
											Fumble															
	4	176	44.0	38.5	3	13	4.3	4	68	17.0	1	10	10.0	1	0	0.0	2	2	1	1	0	0	1-1	4-5	19	30:44

HOW THE BRONCOS RANKED

Category	Broncos Total	AFC Rank	AFC Leader	NFL Rank	NFL Leader
Points scored	362	4th	Buff-409	T-7th	SF-442
First downs	308	6th	Cin-348	12th	SF-350
Total plays	1071	3rd	NE-1129	5th	NE-1129
Total yards	5093	7th	Cin-6101	15th	SF-6268
Rushing yards	2092	4th	Cin-2483	6th	Cin-2483
Net passing yards	3001	11th	Mia-4216	23rd	Wash-4349
Penalties	83	T-11th	Hou-149	T-22nd	Hou-149
Penalty yards	594	13th	Hou-1153	27th	Hou-1153
Fumbles	26	T-11th	Sea-43	T-20th	Phil,Sea-43
Fumbles lost	12	T-11th	Buff-21	T-21st	Det-24

DEFENSE

Points allowed	226	1st	Den-226	1st	Den-226
Total TDs allowed	25	1st	Den-25	1st	Den-25
Touchdowns rushing	10	T-7th	Clev-8	T-7th	Phil-6
Touchdowns passing	13	1st	Den-13	1st	Den-1st
Total first downs	246	1st	Den-246	1st	Den-246
Rushing	90	1st	Den-90	5th	Wash-72
Passing	141	pu2	KC-140	3rd	KC,Minn-140
Penalty	14	pu2	NE-11	3rd	NE-11
Total yards allowed	4407	pu2	KC-4293	3rd	Minn-4184
Passer sacked	47	pu2	SD-48	4th	Minn-71
Interceptions	12	4th-L	Clev-27	T-9th	Phil-30
Fumbles recovered	22	1st	Den-22	2nd	Phil-26
Takeaways-Giveaways	11+	1st-L	Den, Pitt-11	T-3rd	Phil-+24

HOW THE BRONCOS RANKED (Continued on next page)

BRONCOS DEPARTMENTAL LEADERS

Category	Player	AFC Rank	AFC Leader	NFL Rank	NFL Leader
Scoring	Treadwell-120	1st (Kickers)	Treadwell, Den-102	T-3rd (Kickers)	Cofe, SF-138
Rushing	Humphrey-1,151	5th	Okoye, KC-1,480	8th	Okoye, KC-1,480
Passing	Elway-223-416, 3,051 yards, 18TD, 18 ints, 73.7 rating				
Receiving	Johnson-76	9th	Esiason, Cin-92.1	17th	Montana, SF-112.4
Punting	Johanson-1,095	T-3rd	Reed, Buff-88	T-9th	Sharpe, GB-90
Interceptions	Horan, 40.4	5th	Reed, Buff-1,312	15th	Rice, SF-1,483
Kickoff Returns	Braxton-6	6th	Montgomery, Hou-43.3	14th	Camarrillo, Pnx-43.4
Punt Returns	Bell-20.1	T-5th	Wright, Clev-9	T-7th	Wright, Clev-9
	Bell-6.8	8th	Woodson, Pitt-27.3	18th	Woodson, Pitt-27.3
		6th	Verdin, Ind-12.9	20th	Stanley, GB-13.8

GAME-BY-GAME REVIEW

DENVER 34, KANSAS CITY 20

DENVER, COLO., Sept. 10 — The Broncos' defense paved the way for Denver's 34-20 opening day victory over the Chiefs in sold-out Mile High Stadium. The new-look defense limited Kansas City to 45 yards rushing and netted two sacks, two interceptions for scores, and two fumble recoveries. The Broncos' first drive covered 42 yards in 11 plays and ended with a 41-yard field goal by K David Treadwell. On the Chiefs' first play from scrimmage, Bronco CB Tyrone Braxton intercepted a Steve DeBerg pass and returned it 34 yards for a touchdown. DeBerg fumbled on Kansas City's next play and NT Greg Kragen recovered for Denver on the Chiefs' eight-yard line. Four plays later RB Sammy Winder scored on a two-yard run to give the Broncos a 17-0 lead with 6:30 remaining in the first half. Kansas City cut the lead to 17-10 before halftime, scoring on a 41-yard field goal by Nick Lowery and a one-yard run by Kenny Gamble. Lowery added another field goal early in the third quarter before Denver mounted a 72-yard, 10-play drive that ended with a nine-yard scoring pass from QB John Elway to RB Steve Sewell. The Chiefs fumbled on their next drive and Denver recovered on the Kansas City 30. That possession ended on the 12, and Treadwell came in to kick a 29-yard field goal. The Chiefs needed just eight plays to go 78 yards on their next drive, scoring on a five-yard pass from DeBerg to Carlos Carson, making the score 27-20. The Broncos' defense put the game out of reach when on the Chiefs' next possession, SS Randy Robbins intercepted a DeBerg pass and returned it 18 yards for a score.

Kansas City	0	10	3	7	—	20
Denver	17	0	7	10	—	34

Den-Treadwell 41 FG (11-42)
Den-Braxton 34 interception return
(Treadwell kick)
Den-Winder 2 run (Treadwell kick) (3-8)
KC-Lowery 41 FG (12-57)
KC-Gamble 1 run (Lowery kick) (9-66)
KC-Lowery 23 FG (8-32)
Den-Sewell 9 pass from Elway
(Treadwell kick) (10-72)
Den-Treadwell 29 FG (7-18)
KC-Carson 5 pass from DeBerg
(Lowery kick) (8-78)
Den-Robbins 18 interception return (Treadwell kick)
Attendance — 74,284

Team Statistics	KC	Den
First Downs	14	14
Rushes-yards	20-45	32-100
Passing yards	242	150
Sacked-yards lost	2-8	0-0
Return yards	57	75
Passes	34-21-2	28-16-2
Punts	3-46.7	3-43.7
Fumbles-lost	3-2	0-0
Penalties-yards	5-31	2-15
Time of Possession	29:37	30:23

INDIVIDUAL STATISTICS

Kansas City

RUSHING — Heard 9-27, Okoye 5-23, Gamble 4-4, Saxon 1-2. **PASSING** — DeBerg 21-34-2, 250 yards. **RECEIVING** — Heard 3-22, Harry 4-69, Worthen 4-57, Saxon 1-2, Gamble 2-2, Hayes 1-7, Carson 4-68, Thomas 1-2, Dressel 1-21. **INTERCEPTIONS** — Snipes 1-16, Lewis 1-0. **SACKS** — none.

Denver

RUSHING — Winder 11-38, Alexander 8-35, Bratton 2-16, Humphrey 6-15, Elway 5-(4). **PASSING** — Elway 16-28-2, 150 yards. **RECEIVING** — Kay 3-26, Johnson 3-30, Alexander 3-35, Bratton 1-11, Kelly 2-11, Jackson 1-13, Winder 2-15, Sewell 1-9. **INTERCEPTIONS** — Braxton 1-34, Robbins 1-18. **SACKS** — Munford 1-5, Fletcher 1-3.

DENVER 28, BUFFALO 14

ORCHARD PARK, N.Y., Sept. 18 — Denver won its second ever Monday night game on the road with a commanding 28-14 victory over the Bills. The Broncos rushed for 201 yards while limiting Buffalo's ground game to 94. Denver's defense netted three interceptions, three sacks, and a fumble recovery, and set the tone for the game on Buffalo's first series, when on fourth-and-one from the Denver 41, Bronco LB Rick Dennison stopped Larry Kinnebrew for a one-yard loss. Several minutes later, the Bills took possession on their own one-yard line after QB John Elway was intercepted by Nate Odomes. On first down, Denver LB Michael Brooks tackled Jamie Mueller in the endzone for a safety. Following the ensuing free kick, the Broncos drove 56 yards in 10 plays to score on a 22-yard David Treadwell field goal. The Broncos' next possession moved 49 yards in six plays, buoyed by a 43-yard, Elway-to-Steve Sewell pass, and culminated with a 33-yard Treadwell field goal. Denver CB Wymon Henderson intercepted a Jim Kelly pass to end the next Bills' drive. On second down from the Denver 42, rookie RB Bobby Humphrey gained 33 yards to give the Broncos a first down on the Bills' 25,

and three plays later Elway threw a six-yard TD pass to WR Vance Johnson. The Broncos added another field goal on the last play of the first half to make the score 18-0 at halftime. Denver CB Tyrone Braxton intercepted a pass to halt the Bills' first second-half possession, and that led to Treadwell's fourth field goal of the day, putting Denver up 21-0. Buffalo cut into the lead on its next two possessions, scoring touchdowns on a one-yard run by Larry Kinnebrew and a 20-yard pass from Kelly to Reggie Harmon. Elway was intercepted on the next Bronco drive, but the Denver defense rose up to keep the Bills from scoring on their next possession. The Broncos began their next drive on their own 14, and on third-and-11 from the 13, Elway hit Johnson on a 25-yard strike. The Broncos rushed five times for 27 yards to move the ball to the Buffalo 36. On second-and-11, Elway dropped back to pass, but wound up scrambling for a 31-yard gain. Humphrey scored on the next play to give Denver a 28-14 lead. Henderson netted his second interception of the night to kill Buffalo's next drive and the Broncos held on for a victory.

Denver	5	13	3	7	—	28
Buffalo	0	0	7	7	—	14

Team Statistics	Den	Buff
First downs	26	29
Rushes-yards	43-201	22-94
Passing yards	181	319
Sacked-yards lost	2-26	3-21
Return yards	62	11
Passes	29-15-2	46-28-3
Punts	5-38.0	3-35.0
Fumbles-lost	2-0	2-1
Penalties-yards	10-71	8-66
Time of Possession	33:58	26:02

Den-Safety, Brooks tackled Mueller in the end zone.
Den-Treadwell 22 FG (10-56)
Den-Treadwell 33 FG (6-49)
Den-Johnson 9 pass from Elway
(Treadwell kick) (4-61)
Den-Treadwell 46 FG (7-30)
Den-Treadwell 24 FG (6-18)
Buff-Kinnebrew 1 run
(Norwood kick) (9-77)
Buff-Harmon 33 pass from Kelly
(Norwood kick) (8-66)
Den-Humphrey 5 run (Treadwell kick) (10-86)
Attendance — 78,176

INDIVIDUAL STATISTICS

Denver

RUSHING — Alexander 4-12, Winder 23-65, Jackson 3-15, Humphrey 10-76, Elway 3-33. **PASSING** — Elway 15-28-2, 207 yards, Johnson 0-1-0. **RECEIVING** — Alexander 4-40, Jackson 2-18, Sewell 2-66, Johnson 5-51, Young 1-26, Winder 1-6. **INTERCEPTIONS** — Henderson 2-36, Braxton 1-26. **SACKS** — Powers 1-5-13, Fletcher 1-6, Townsend .5-2.

Buffalo

RUSHING — Thomas 11-38, Mueller 3-6, Kinnebrew 2-0, Kelly 5-51, Harmon 1-(1). **PASSING** — Kelly 26-44-3, 298 yards, Reich 2-2-0, 42 yards. **RECEIVING** — Thomas 3-30, Reed 13-157, Johnson 3-23, Kinnebrew 1-14, Metzelaars 1-8, Davis 3-55, Harmon 3-47, Burkett 1-6. **INTERCEPTIONS** — Odomes 1-0, Kelso 1-4. **SACKS** — Burroughs 1-15, Bennett .5-11, B. Smith .5-11.

DENVER 31, LA RAIDERS 21

DENVER, COLO., Sept. 24 — Denver raced to a 28-0 halftime lead and turned back a second-half comeback attempt by the Raiders to win 31-21 and increase its record to 3-0. The Broncos outrushed the Raiders 170 yards to 90 and kept the ball for 34:10. Los Angeles moved to the Broncos' 45 on its first series but QB Jay Schroeder fumbled and LB Rick Dennison recovered for Denver. Eight plays into the drive QB John Elway took off on a 29-yard touchdown run to give the Broncos an early 7-0 lead. Schroeder fumbled again on the next Raider drive and LB Karl Mecklenburg recovered the ball on the L.A. 16. On first down RB Bobby Humphrey ran around left end for 12 yards and two plays later FB Jeff Alexander scored from a yard out. After the Bronco defense stymied the next Raider possession, Denver took two plays to score, this time on a 46-yard pass from Elway to WR Mark Jackson. With just over three minutes remaining in the first half, Schroeder fumbled again and NT Greg Kragen recovered for Denver on the Bronco 45. Six plays later Elway threw another TD pass to Jackson, this time from 11 yards out, to put Denver up 28-0 at halftime. The Raiders scored their first points of the day when Lionel Washington intercepted an Elway pass on the third play of the second half and returned it 22 yards for a score. Neither team scored again until midway through the fourth quarter when Schroeder combined with WR Mervyn Fernandez for a 75-yard TD play. The Raiders' defense scored again minutes later when LB Greg Townsend forced an Elway fumble and LB Linden King returned the ball 15 yards for a score. The Broncos' defense rose up on the next Raider possession, as rookie FS Steve Atwater intercepted his second pass of the day to give Denver the ball at the L.A. 36. The Broncos were able to run the clock down to 31 seconds, and clinched the game on a 38-yard field goal by David Treadwell.

LA Raiders	0	0	7	14	—	21
Denver	21	7	0	3	—	31

Den-Elway 29 run (Treadwell kick) (8-57)
 Den-Alexander 1 run (Treadwell kick) (3-16)
 Den-Jackson 46 pass from Elway
 (Treadwell kick) (2-53)
 Den-Jackson 11 pass from Elway
 (Treadwell kick) (6-55)
 LA-Washington 32 interception return
 (Jaeger kick)
 LA-Fernandez 75 pass from Schroeder
 (Jaeger kick) (1-75)
 LA-King 15 fumble return (Jaeger kick)
 Den-Treadwell 38 FG (7-15)
 Attendance — 75,754

INDIVIDUAL STATISTICS

LA Raiders

RUSHING — Smith 7-26, Allen 10-45, Schroeder 4-18, Mueller 1-1. **PASSING** — Schroeder 15-28-3, 290 yards. **RECEIVING** — Fernandez 4-124, Smith 2-24, Allen 6-63, Mueller 1-9, Dyal 1-9, Alexander 1-61. **INTERCEPTIONS** — Washington 1-32. **SACKS** — Townsend 1-18.

Denver

RUSHING — Humphrey 19-57, Bratton 1-7, Winder 11-48, Alexander 8-23, Elway 2-35. **PASSING** — Elway 11-23-1, 131 yards. **RECEIVING** — Sewell 1-19, Jackson 2-57, Bratton 1-14, Humphrey 3-22, Kay 1-5, Kelly 1-2, Johnson 1-5, Winder 1-7. **INTERCEPTIONS** — Atwater 2-34, Braxton 1-24. **SACKS** — Fletcher 2-11, Brooks 1-9.

CLEVELAND 16, DENVER 13

CLEVELAND, OHIO, Oct. 1 — Matt Bahr kicked a wind-aided 48-yard field goal with no time left on the clock to give the Browns a 16-13 win. The game was marked by referee Tom Dooley's decision in the fourth quarter to switch field direction of the two teams after a Bronco huddle was pelted by eggs, batteries, and rocks, effectively putting the wind at Cleveland's back for three quarters of the game. Only two Broncos caught passes in the game, with Vance Johnson catching five for 145 yards and score and Steve Sewell catching one of 35 yards. The Browns got the first break of the game with 2:30 left in the first quarter when Michael Dean Perry forced a John Elway fumble and Chip Banks recovered on the Denver 15. On second down Bernie Kosar threw a nine-yard TD pass to Webster Slaughter to put the Browns up 7-0. Bahr attempted a 47-yard field goal after Cleveland's next drive stopped at the Denver 29, but it was blocked by Bronco SS Dennis Smith. Elway led the Broncos to the Cleveland one, but Denver had to settle for a 21-yard David Treadwell field goal. Bahr made a 36-yard field goal as time expired in the half to give the Browns a 10-3 halftime lead. Both teams traded field goals in the third quarter, and Cleveland led 13-6 going into a wild fourth quarter. Denver got the ball on its own four yard line on its first possession of the period, and before they could get their third-and 10 play off, Dooley moved them from in front of Cleveland Stadium's east stands, home of the infamous "Dawg Pound," to the other side of the field. Midway through the final period, after Bahr missed a 42-yard field goal attempt, the Broncos took possession on their own 24. Six plays into the drive, with Denver on its own 41, Elway threw a 53 yard pass to Sewell to give the Broncos a first down on the Browns' six. Two plays later Elway hit Johnson for a seven-yard score to knot the game at 13-13. Kosar was intercepted on Cleveland's next play from scrimmage by LB Marc Munford, who returned the ball to the Browns' 33. On second down Elway and Johnson combined for a 12-yard gain and then RB Jeff Alexander rushed for 11 yards to the Cleveland 11. Two plays later RB Sammy Winder attempted to sweep left but had the ball stripped by Mike Johnson, and Frank Minnifield recovered for Cleveland on the Denver 16. The Browns covered 54 yards in seven plays before Bahr was brought in for his game-winning field goal.

Denver	0	3	3	7	—	13
Cleveland	7	3	3	3	—	16

Clev-Slaughter 9 pass from Kosar
 (Bahr kick) (2-15)
 Den-Treadwell 21 FG (7-57)
 Clev-Bahr 36 FG (10-34)
 Clev-Bahr 48 FG (6-19)
 Den-Treadwell 26 FG (6-71)
 Den-Johnson 7 pass from Elway
 (Treadwell kick) (9-76)
 Clev-Bahr 48 FG (7-54)
 Attendance — 78,637

Team Statistics	LA	Den
First Downs	15	18
Rushes-yards	22-90	41-170
Passing yards	270	113
Sacked-yards lost	3-20	1-18
Return yards	59	65
Passes	28-15-3	23-11-1
Punts	3-46.0	6-46.7
Fumbles-lost	6-3	2-2
Penalties-yards	12-101	6-45
Time of Possession	25:50	34:10

Team Statistics	Den	Clev
First Downs	10	16
Rushes-yards	25-80	26-95
Passing yards	161	201
Sacked-yards lost	4-37	3-15
Return yards	20	89
Passes	19-6-1	38-25-1
Punts	6-40.8	6-27.3
Fumbles-lost	4-2	0-0
Penalties-yards	3-20	10-81
Time of Possession	23:10	36:50

INDIVIDUAL STATISTICS

Denver

RUSHING — Alexander 5-17, Humphrey 10-44, Winder 8-16, Jackson 1-1, Elway 1-2. **PASSING** — Elway 6-19-1, 198 yards. **RECEIVING** — Johnson 5-145, Sewell 1-53. **INTERCEPTIONS** — Munford 1-10. **SACKS** — Fletcher 2.5-15, Townsend .5-3.

Cleveland

RUSHING — Metcalf 9-26, Kosar 4-33, Jones 7-21, Manoa 4-21, Redden 1-4, Langhorne 1-(-10). **PASSING** — Kosar 25-38-1, 216 yards. **RECEIVING** — Metcalf 5-24, Newsome 3-21, Slaughter 5-67, Tillman 1-5, Manoa 1-7, Jones 1-5, Brennan 2-20. **INTERCEPTIONS** — Grayson 1-11. **SACKS** — Grayson 1-9, Matthews 1-12, Perry 1-10, Hairston .5-6, Baker .5-6.

DENVER 16, SAN DIEGO 10

DENVER, COLO., Oct. 8 — Denver RB Bobby Humphrey scored on a 17-yard run with 1:03 remaining in the game to lift the Broncos over San Diego, 16-10. In his first game as a starter, Humphrey finished with 23 carries for 102 yards. Denver's defense limited San Diego to 12 first downs, 211 total yards, and 93 net passing yards. The Chargers kept the ball for the first 8:07 of the game and scored on a 39-yard field goal by Chris Bahr to take an early 3-0 lead. The Broncos ate 8:28 off the clock on their first drive, and K David Treadwell tied the game with a 46-yard field goal. Treadwell put Denver up 6-3 midway through the second quarter with an 18-yard field goal that capped a 15-play, 79-yard drive. Denver's first drive of the second half stalled and San Diego's Dana Brinson returned Mike Horan's punt 52 yards to give the Chargers a first down on the Bronco 28. Six plays later Marion Butts scored on a two-yard run to regain the lead for San Diego at 10-6. With 10:09 left in the game, LB Karl Mecklenburg forced a fumble by the Chargers' Tim Spencer, and CB Tyrone Braxton recovered for Denver on the San Diego 23. The Broncos moved the ball to the Charger 10, but had to settle for a 27-yard Treadwell field goal. San Diego's next drive stalled and Denver embarked on an 11-play, 74-yard drive that ended with Humphrey's touchdown. On the third play of the Charger's next drive, S Kip Corrington intercepted a Jim McMahon pass to cement the win for Denver.

San Diego	3	0	7	0	—	10
Denver	0	6	0	10	—	16

SD-Bahr 39 FG (13-58)
 Den-Treadwell 46 FG (16-51)
 Den-Treadwell 18 FG (15-79)
 SD-Butts 2 run (Bahr kick) (6-28)
 Den-Treadwell 27 FG (7-13)
 Den-Humphrey 17 run
 (Treadwell kick) (11-74)
 Attendance — 75,222

Team Statistics	SD	Den
First downs	12	24
Rushes-yards	26-118	35-156
Passing yards	93	179
Sacked yards lost	3-23	3-20
Return yards	52	49
Passes	19-10-1	35-19-1
Punts	5-49.8	3-43.7
Fumbles-lost	1-1	0-0
Penalties-yards	10-57	3-25
Time of Possession	26:51	33:09

INDIVIDUAL STATISTICS

San Diego

RUSHING — Spencer 15-78, Butts 6-18, Holland 1-9, McMahon 2-6, Bernstine 1-0, Brinson 1-7. **PASSING** — McMahon 10-19-1, 116 yards. **RECEIVING** — Miller 2-29, Spencer 1-6, Cox 2-13, Brinson 3-23, Bernstine 2-45. **INTERCEPTIONS** — Byrd 1-0. **SACKS** — Phillips 1-4, O'Neal 1-15, Hinkle 1-1.

Denver

RUSHING — Humphrey 23-102, Alexander 1-2, Winder 3-15, Elway 7-30, Sewell 1-7. **PASSING** — Elway 19-35-1, 199 yards. **RECEIVING** — Winder 1-6, Jackson 4-53, Young 2-34, Humphrey 1-3, Johnson 6-65, Kay 1-6, Sewell 1-5, Mobley 3-27. **INTERCEPTIONS** — Corrington 1-8. **SACKS** — Carreker 1-4, Mecklenburg 1-11, Townsend 1-8.

DENVER 14, INDIANAPOLIS 3

DENVER, COLO., Oct. 15 — Denver's defense dominated the Colts, limiting them to seven first downs and just 128 total yards in the 14-3 win. The Bronco offense accounted for 169 yards rushing and had a time of possession of 37:49. Denver's starting running back Bobby Humphrey suffered bruised ribs late in the first half, and his replacement Sammy Winder came in to rush for 92 yards and a score. Eric Dickerson of Indianapolis gained just 35 yards on 13 carries. The Colts scored their only points of the day midway through the first quarter on a 55-yard Dean Biasucci field goal that was set up by Clarence Verdin's 40-yard punt return. Following the field goal, the Broncos drove 66 yards in 12 plays, taking 7:42 off of the clock, and scoring on a two-yard run by Humphrey. Denver's next possession began at its nine-yard line

at the 10:04 mark of the second quarter. The Broncos drove all the way to the Colt's one, but failed to get into the endzone on a fourth-and-goal play with six seconds left in the half. The Colts were stopped on a fourth-and-goal play from the one as well midway through the third quarter, when Dickerson was tackled by S Steve Atwater and LB Karl Mecklenburg on the Bronco two. Denver scored its second touchdown of the day immediately following the fourth quarter two minute warning on a one-yard Winder run. Winder turned the key play on that drive, rushing around right end for six yards on a third-and-five play from the Indianapolis nine. Bronco S Dennis Smith intercepted a Jack Trudeau pass to kill the Colts' final drive.

Indianapolis	3	0	0	0	—	3
Denver	0	7	0	7	—	14

Ind-Biasucci 55 FG (4-8)
Den-Humphrey 2 run (Treadwell kick) (12-66)
Den-Winder 1 run (Treadwell kick) (8-27)
Attendance — 74,680

Team Statistics	Ind	Den
First Downs	7	20
Rushes-yards	17-44	43-169
Passing yards	84	150
Sacked-yards lost	2-16	0-0
Return yards	57	86
Passes	28-12-1	25-13-1
Punts	6-47.8	5-42.6
Fumbles-lost	3-0	4-1
Penalties-yards	3-19	3-20
Time of Possession	22:11	37:49

INDIVIDUAL STATISTICS

Indianapolis

RUSHING — Dickerson 13-35, Trudeau 4-9. **PASSING** — Trudeau 12-28-1, 100 yards. **RECEIVING** — Brooks 1-21, Bentley 4-40, Beach 1-5, Rison 2-18, Boyer 1-0, Pruitt 1-8, Dickerson 2-8. **INTERCEPTIONS** — Young 1(-4), Prior 0-24, lateral. **SACKS** — None.

Denver

RUSHING — Humphrey 11-37, Bratton 1-7, Alexander 5-25, Elway 5-8, Winder 21-92. **PASSING** — Elway 13-25-1, 150 yards. **RECEIVING** — Mobley 1-15, Johnson 7-80, Kay 1-9, Jackson 1-4, Sewell 1-11, Winder 1-19, Young 1-12. **INTERCEPTIONS** — Smith 1-50. **SACKS** — Fletcher 1-10, Dennison 1-6.

DENVER 24, SEATTLE 21 (OT)

SEATTLE, WASH., Oct. 22 — Safety Dennis Smith's interceptions set up David Treadwell's game winning field goal in overtime, and the Broncos boosted their record to 6-1 with a 24-21 win. In addition to his interception, Smith also forced one fumble and recovered another, while DE Ron Holmes and LB Karl Mecklenburg each recorded a sack, and CB Tyrone Braxton intercepted his fourth pass of the year. Offensively the Broncos were led by John Elway, who completed 18 of 35 passes for 344 yards and two TDs. He completed passes of 54, 49, 47, 43, and 36 yards in the game. Wide receiver Michael Young caught six passes for 137 yards. The Seahawks drove the ball 65 yards in 11 plays on their first possession and scored on a four-yard run by John L. Williams. They added seven more points early in the second quarter on a six-yard pass from Dave Krieg to Williams, and had a chance to go up 17-0 on their next possession, but the center snap hit holder Jeff Kemp in the head on a field goal attempt. Denver attempted a 46-yard field goal on the last play of the half, but Treadwell's attempt hit the crossbar. He again missed from 46 yards out midway through the third quarter. Three plays into Seattle's next drive, Braxton intercepted a Krieg pass and returned it to the Seahawk 27. Six plays later the Broncos scored on a one-yard run by RB Bobby Humphrey. The Seahawks' next possession ended with a minus-three-yard punt and the Broncos got the ball on their own 41. On first down Elway hit WR Mark Jackson for a 49-yard gain, and two plays later he threw a two-yard TD pass to TE Clarence Kay to knot the game at 14-14. With 6:31 left in regulation, Elway fumbled a snap and Darren Comeaux recovered for the Seahawks on the Bronco 35. Four plays later Krieg threw a 24-yard TD pass to Paul Skansi to put Seattle up 21-14. After an exchange of punts, the Broncos got the ball back with 2:31 left and on first down Elway and WR Vance Johnson combined for a 54-yard TD pass play. After the next Seahawk drive failed, the Broncos drove to the Seattle nine, but Treadwell's 27-yard field goal attempt with 16 seconds left sailed wide right. The Seahawks took the opening kickoff of overtime and drove to the Bronco 22, but kicker Norm Johnson missed a 40-yard attempt. The Broncos' next drive stalled and they had to punt, but on Seattle's first play, Krieg was intercepted by Smith, and he returned the ball to the Seahawk 15. Treadwell came in to kick the game-winning 27-yard field goal at the 7:14 mark of overtime.

Denver	0	0	7	14	3	—	24
Seattle	7	7	0	7	0	—	21

Sea-Williams 4 run (Johnson kick) (11-65)
Sea-Williams 6 pass from Krieg (Johnson kick) (8-55)
Den-Humphrey 1 run (Treadwell kick) (6-27)
Den-Kay 2 pass from Elway (Treadwell kick) (4-59)
Sea-Skansi 24 pass from Krieg (Johnson kick) (3-35)
Den-Johnson 54 pass from Elway (Treadwell kick) (1-54)
Den-Treadwell 27 FG (1-0)
Attendance — 62,353

Team Statistics	Den	Sea
First Downs	15	23
Rushes-yards	23-55	43-139
Passing yards	316	224
Sacked-yards lost	4-28	2-13
Return yards	71	0
Passes	35-18-0	38-22-2
Punts	9-35.3	7-31.7
Fumbles-lost	2-1	4-2
Penalties-yards	13-84	4-35
Time of Possession	27:25	40:21

INDIVIDUAL STATISTICS

Denver

RUSHING — Humphrey 17-50, Elway 3-3, Alexander 1-2, Winder 2-0. **PASSING** — Elway 18-35-0, 344 yards. **RECEIVING** — Young 6-137, Jackson 3-74, Johnson 3-67, Mobley 2-38, Kay 2-9, Winder 1-13, Sewell 1-6. **INTERCEPTIONS** — Braxton 1-19, Smith 1-28. **SACKS** — Mecklenburg 1-11, Holmes 1-2.

Seattle

RUSHING — Warner 22-74, Williams 18-62, Krieg 2-3, Kemp 1-0. **PASSING** — Krieg 22-38-2, 237 yards. **RECEIVING** — Blades 6-61, Skansi 5-81, Williams 5-28, Clark 3-25, Warner 2-30, Tyler 1-12. **INTERCEPTIONS** — None. **SACKS** — Porter 2-13, Bryant 1-10, Nash 1-5.

PHILADELPHIA 28, DENVER 24

DENVER, COLO., Oct. 29 — Philadelphia capitalized on several Denver miscues to capture a 28-24 win over the Broncos in Mile High Stadium. The Eagles forced six Denver turnovers, sacked QB John Elway seven times, and rushed for 215 yards. The Broncos' offensive leader was WR Vance Johnson, who caught nine passes for 148 yards and a TD. Philadelphia drove 96 yards in 13 plays, all rushing, on its first drive to score on a 16-yard run by Keith Byars. After an interception killed Denver's first drive, the Eagles moved 41 yards in eight plays and scored on a five-yard pass from Randall Cunningham to Cris Carter. Following another interception midway through the second period, the Eagles had a chance to go up 17-0 but Luis Zendejas's 41-yard field goal attempt sailed wide right. Elway then led the Broncos 76 yards in eight plays and he scored on a 10-yard run. Philadelphia extended its lead to 21-7 early in the third when on first-and-10 for its 34, Cunningham hit Jimmie Giles on the Eagle 46 and he rambled into the endzone for a 66-yard play. Denver came right back with an eight-play, 66-yard drive that ended with a 13-yard TD pass from Elway to Johnson. Late in the period, Cunningham was sacked by LB Simon Fletcher and fumbled, and Bronco NT Greg Kragen recovered the ball on the Philly three. Denver was unable to move the ball and had to settle for an 18-yard field goal by David Treadwell. The Broncos took their first lead of the game early in the fourth quarter when a 62-yard drive ended with a four-yard Elway-to-Melvin Bratton TD pass. The Eagles were unable to move the ball on their next drive, but John Teltschik's punt hit Bronco Darren Carrington, and William Frizzell recovered the muff for the Eagles on the Denver 24. Philadelphia needed just six plays to go 24 yards and score on a one-yard run by Byars. The Broncos next drive ended with an interception but Denver's defense forced the Eagles to punt and the Broncos got the ball back on their own 20 with 1:32 left in the game. On fourth-and-10 from the Eagles' 39, Elway ran for 10 yards but fumbled and Philadelphia recovered with 18 seconds left.

Philadelphia	14	0	7	7	—	28
Denver	0	7	10	7	—	24

Phil-Byars 16 run (Zendejas kick) (13-96)
Phil-Carter 5 pass from Cunningham (Zendejas kick) (8-41)
Den-Elway 10 run (Treadwell kick) (8-76)
Phil-Giles 66 pass from Cunningham (Zendejas kick) (1-66)
Den-Johnson 13 pass from Elway (Treadwell kick) (8-66)
Den-Treadwell 18 FG (4-2)
Den-Bratton 4 pass from Elway (Treadwell kick) (9-62)
Phil-Byars 1 run (Zendejas kick) (6-34)
Attendance — 75,065

Team Statistics	Phil	Den
First Downs	17	22
Rushes-yards	45-215	20-104
Passing yards	98	216
Sacked-yards lost	4-28	7-62
Return yards	83	13
Passes	21-11-1	39-19-3
Punts	8-41.0	5-47.0
Fumbles-lost	4-1	6-3
Penalties-yards	8-67	4-35
Time of Possession	32:57	27:03

INDIVIDUAL STATISTICS

Philadelphia

RUSHING — 23-93, Toney 8-38, Cunningham 6-57, Higgs 4-17, Sherman 2-4, Drummond 1-3, Johnson 1-3. **PASSING** — 11-20-0, 126 yards, Cavanaugh 0-1-1. **RECEIVING** — Sherman 2-8, Carter 2-9, Higgs 1-(-1), Byars 3-22, Giles 1-66, Toney 1-1, Garrity 1-21. **INTERCEPTIONS** — Jenkins 1-18, Allen 1-3, Everett 1-7. **SACKS** — Simmons 3.5-36, White 1.5-15, Brown 1-10, Pitts 1-8.

Denver

RUSHING — Humphrey 12-44, Bratton 3-10, Elway 4-45, Sewell 1-5. **PASSING** — Elway 39-19-3, 278 yards. **RECEIVING** — Johnson 9-148, Jackson 4-71, Mobley 1-11, Young 1-18, Sewell 3-26, Bratton 1-4. **INTERCEPTIONS** — Dennison 1-1. **SACKS** — Holmes 2-15, Fletcher 1-5, Carreker 1-8.

DENVER 34, PITTSBURGH 7

DENVER, COLO., Nov. 5 — Denver increased its record to 7-2 after a dominating 34-7 win over the Steelers. The Broncos defense held the Steelers to 170 total yards, seven total first downs, and just 23:08 of possession time, while Denver's rookie RB Bobby Humphrey rushed for 105 yards and two TDs and QB John Elway threw for 261 yards and a score and also rushed for 34 yards and a TD. Following a 34-yard punt return by WR Vance Johnson, the Broncos moved 49 yards in seven plays to score on Humphrey's 22-yard run. On Denver's next possession Elway hit RB Steve Sewell for a 56-yard gain on first down, and four plays later David Treadwell kicked a 26-yard field goal. The Broncos moved the ball to the Pittsburgh four on their next possession, but on third-and-goal Elway was intercepted in the endzone by Rod Woodson. The Steelers were unable to move the ball, but on the second play of Denver's next drive, Bryan Hinkle intercepted an Elway pass and returned it to the Denver 22. Three plays later QB Bobby Brister hit RB Rodney Carter for a 15-yard TD to make the score 10-7. Treadwell added another field goal as time ran out in the half and the Broncos led 13-7 going into the dressing room. The Broncos second possession of the second half resulted in seven points as the team drove 90 yards in nine plays to score on a 44-yard pass from Elway to Johnson. Midway through the final period Steeler punter Harry Newsome mishandled a snap and Denver ended up with a first down on the Pittsburgh two. Elway rolled around right end for the score to put the Broncos up 27-7. Bronco back-up QB Gary Kubiak engineered Denver's final scoring drive that ended on a 12-yard TD run by Bobby Humphrey.

Pittsburgh	0	7	0	0	—	7
Denver	10	3	7	14	—	34

Den-Humphrey 22 run (Treadwell kick) (7-49)
Den-Treadwell 26 FG (5-62)
Pitt-Carter 15 from Brister (Anderson kick) (3-22)
Den-Treadwell 26 FG (9-37)
Den-Johnson 44 pass from Elway (Treadwell kick) (9-90)
Den-Elway 2 run (Treadwell kick) (1-2)
Den-Humphrey 12 run (Treadwell kick) (9-55)
Attendance — 74,739

Team Statistics

	Pitt	Den
First downs	7	22
Rushes-yards	25-93	44-153
Passing yards	77	261
Sacked yards lost	2-24	3-30
Return yards	0	54
Passes	26-11-0	23-16-2
Punts	8-44.4	4-40.0
Fumbles-lost	3-1	0-0
Penalties-yards	5-31	5-29
Time of Possession	23:08	36:52

INDIVIDUAL STATISTICS

Pittsburgh

RUSHING — Hoge 11-17, Worley 12-75, Carter 1-1, Newsome 1-0. **PASSING** — Brister 11-26-0, 101 yards. **RECEIVING** — Worley 1-6, Hoge 5-30, Carter 1-15, Hill 2-31, Mularky 1-10, Lipps 1-9. **INTERCEPTIONS** — Woodson 1-0, Hinkle 1-4. **SACKS** — Lake 1-12, Little 1-12, Lloyd 1-6.

Denver

RUSHING — Humphrey 25-105, Elway 7-34, Sewell 1-4, Bratton 3-8, Winder 4-4, 1-(-3), Kubiak 3-1. **PASSING** — Elway 14-21-2, 261 yards, Kubiak 2-2-0, 30 yards. **RECEIVING** — Humphrey 4-30, Sewell 3-72, Nattiel 3-68, Johnson 3-96, Kay 2-13, Jackson 1-12. **INTERCEPTIONS** — None. **SACKS** — Fletcher 1-11, Holmes 1-13.

DENVER 16, KANSAS CITY 13

KANSAS CITY, MO., Nov. 11 — David Treadwell kicked a 26-yard field goal with one second remaining in the game to give the Broncos a 16-13 win over the Chiefs and boost Denver's record to 8-2. The field goal came on the heels of a frantic 10-play, 72-yard drive in which the Broncos converted three third down plays. Denver's Darren Carrington returned the opening kickoff 68 yards to give the Broncos the ball at the KC 30. Denver moved the ball to the one but had to settle for an 18-yard field goal by Treadwell. Kansas City's

Nick Lowery tied the score early in the second quarter with a 39-yard field goal that capped a 12-play drive by the Chiefs. On the first play of Kansas City's next possession, DE Alphonso Carreker sacked Steve Pelluer and forced a fumble, and NT Greg Kragen scooped up the ball and raced 17 yards for a score. Lowery added another field goal before halftime to make the score 10-6 in favor of Denver. The Chiefs' first drive of the second half ended when Denver CB Tyrone Braxton stripped Jonathan Hayes of the ball and it was recovered by S Steve Atwater, who returned the ball to the KC 34. The Broncos moved to the 10 and Treadwell kicked a 27-yard field goal to put Denver up 13-6. With 9:36 left in the game, the Chiefs took possession at the Denver 41 and on the 10th play of the drive Pelluer threw a five-yard TD pass to Emile Harry to tie the game. With 5:24 remaining, the Broncos took possession on their own 20. On third-and-three from the 27, John Elway hit WR Mark Jackson for an eight-yard gain to keep the drive alive. Three plays later Denver faced a third-and-seven from the 38 when Elway scrambled right and then left and threw a bullet to Jackson for a 21-yard gain. Three plays later, with 52 seconds left and the Broncos faced with a third-and-eight from the KC 39, Elway threw a shovel pass to Steve Sewell and he gained 30 yards to take the ball to the KC 9. Treadwell came in and kicked the winning field goal, leaving just one second left on the clock.

Denver	3	7	3	3	—	16
Kansas City	0	6	0	7	—	13

Den-Treadwell 18 FG (9-29)
KC-Lowery 39 FG (12-60)
Den-Kragen 17 fumble return (Treadwell kick)
KC-Lowery 42 FG (8-39)
Den-Treadwell 27 FG (7-24)
KC-Harry 5 pass from Pelluer (Lowery kick) (10-41)
Den-Treadwell 26 FG (10-71)
Attendance — 76,245

Team Statistics

	Den	KC
First Downs	12	20
Rushes-yards	29-101	35-141
Passing yards	112	171
Sacked-yards lost	2-21	4-34
Return yards	6	37
Passes	22-11-1	27-17-0
Punts	4-43.3	4-36.3
Fumbles-lost	0-0	4-2
Penalties-yards	2-10	12-90
Time of Possession	29:33	30:27

INDIVIDUAL STATISTICS

Denver

RUSHING — Humphrey 21-77, Sewell 2-16, Winder 3-7, Alexander 2-3, Elway 1-(-2). **PASSING** — Elway 11-22-1, 133 yards. **RECEIVING** — Sewell 5-84, Kay 3-21, Humphrey 1-(-1), Jackson 2-29. **INTERCEPTIONS** — None. **SACKS** — Mecklenburg 2-15, Kragen 1-9, Carreker 1-10.

Kansas City

RUSHING — Saxon 18-57, Heard 9-33, Pelluer 6-43, McNair 2-8. **PASSING** — Pelluer 17-27-0, 205 yards. **RECEIVING** — Heard 2-31, Paige 2-48, Mandley 4-44, Hayes 2-10, McNair 3-41, Worthen 1-12, Harry 2-10, Weathers 1-9. **INTERCEPTIONS** — Saleaumua 1-21. **SACKS** — Thomas 2-21.

DENVER 14, WASHINGTON 10

WASHINGTON, D.C., Nov. 20 — Denver's Gary Kubiak, subbing for a flu-ridden John Elway, threw two touchdown passes in the Broncos' 14-10, Monday night win over the Redskins. Rookie RB Bobby Humphrey recorded his third 10-yard performance of the year with 110 yards, powering a Denver attack that held the ball for almost 37 minutes. Denver's defense, led by SS Dennis Smith's two forced fumbles, held the Redskins to 77 yards on the ground and just 14 first downs. Washington's only touchdown was set up on the third play of the game when Kubiak was sacked by Fred Stokes and fumbled. Stokes recovered the ball on the Denver eight, and on first down Jamie Morris ran up the middle for a score. Three plays into Washington's next possession, Morris was stripped of the ball by Smith, and Bronco CB Tyrone Braxton recovered it and ran to the Redskins' 5. After a four-yard run by Humphrey, Denver tied the score on a one-yard pass from Kubiak to RB Mel Bratton. Washington's next drive covered 51 yards in 12 plays, but Chip Lohmiller's 38-yard field goal attempt was wide left. The Broncos then embarked on an 18-play, 79 yard drive to score on Kubiak's five-yard pass to WR Ricky Nattiel early in the second quarter. The third quarter saw the Redskins driving with a strong wind at their backs, but they scored just three points in the period. Kubiak and P Mike Horan both pinned the Redskins deep into their own territory with punts in the final period, and Washington was never able to mount a drive against the wind. The Broncos took their final possession with 6:45 left in the game, and in 14 plays, they ran out the clock.

Denver	7	7	0	0	—	14
Washington	7	0	3	0	—	10

Wash-Morris 8 run (Lohmiller kick) (1-8)
 Den-Bratton 1 pass from Kubiak
 (Treadwell kick) (5-2)
 Den-Nattiel 5 pass from Kubiak
 (Treadwell kick) (18-79)
 Wash-Lohmiller 32 FG (4-(-2))
 Attendance — 52,975

Team Statistics	Den	Wash
First Downs	19	14
Rushes-yards	43-131	25-77
Passing yards	101	146
Sacked-yards lost	3-22	0-0
Return yards	11	28
Passes	27-13-1	29-15-0
Punts	6-30.0	3-32.0
Fumbles-lost	1-1	2-2
Penalties-yards	4-25	2-20
Time of Possession	36:59	23:01

INDIVIDUAL STATISTICS

Denver

RUSHING — Humphrey 31-110, Bratton 4-6, Winder 2-(-4), Kubiak 5-16, Alexander 1-3. **PASSING** — Kubiak 13-27-1, 123 yards. **RECEIVING** — Jackson 2-30, Nattiel 1-5, Johnson 4-37, Winder 2-3, Bratton 1-1, Mobley 1-18, Young 2-27. **INTERCEPTIONS** — None. **SACKS** — None.

Washington

RUSHING — Morris 15-51, Byner 6-15, Rypien 2-4, Clark 1-8, Coleman 1-(-1). **PASSING** — Rypien 15-29-0, 146 yards. **RECEIVING** — Clark 4-61, Monk 2-16, Sanders 6-53, Byner 3-16. **INTERCEPTIONS** — Johnson 1-28. **SACKS** — Stokes 1-9, Koch 1-8, Rocker 1-5.

DENVER 41, SEATTLE 14

DENVER, COLO., Nov. 26 — The Broncos clinched their third AFC West title in four years, and their fourth in six years, with a 41-14 victory over Seattle. Denver sped off to a 38-0 halftime lead, led by QB John Elway, who threw four first half touchdown passes, including two to WR Vance Johnson, who caught six passes for 154 yards in the first two quarters. The Broncos recorded eight sacks in the game, two-and-one-half by LB/DE Karl Mecklenburg, and both CB Tyrone Braxton and LB Marc Munford had interceptions. The Broncos took the opening kickoff and in over nine minutes drove 80 yards in 17 plays to score on a four-yard pass from Elway to Johnson. That duo connected on a 69-yard pass play on Denver's next possession, setting up a four-yard scoring run by RB Bobby Humphrey. Early in the second quarter Seattle QB Kelly Stouffer fumbled when he was sacked by DE Ron Holmes, and LB/DE Simon Fletcher recovered the ball for the Broncos on the Seattle 15, setting up a 30-yard field goal by David Treadwell. Minutes later Denver drove 55 yards in six plays to score on a 10-yard Elway-to-Johnson pass. Seattle fumbled the kickoff and Ken Bell recovered for the Broncos on the Seattle 32. Elway threw another TD pass on the next play, this one to RB/WR Steve Sewell, to put Denver up 31-0. Elway threw his fourth TD pass of the half, a nine-yarder, to Mike Young. In the first half Denver outgained the Seahawks 313 yards to 90. RB Derrick Fenner scored Seattle's first points of the game late in the third quarter on a five-yard run. Munford's interception early in the final period set up the Broncos' only second half score, a 25 yard field goal. Seattle scored with 1:10 left in the game on a 31-yard pass from Dave Krieg to Steve Largent, who tied Don Hutson's NFL record of 99 career touchdowns by reception.

Seattle	0	0	7	7	—	14
Denver	14	24	0	3	—	41

Den-Johnson 4 pass from Elway
 (Treadwell kick) (17-80)
 Den-Humphrey 4 run (Treadwell kick) (5-84)
 Den-Treadwell 30 FG (4-2)
 Den-Johnson 10 pass from Elway
 (Treadwell kick) (6-55)
 Den-Sewell 32 pass from Elway
 (Treadwell kick) (1-32)
 Den-Young 9 pass from Elway
 (Treadwell kick) (6-52)
 Sea-Fenner 5 run (Johnson kick) (6-58)
 Den-Treadwell 25 FG (4-7)
 Sea-Largent 31 pass from Krieg
 (Johnson kick) (4-41)
 Attendance — 75,117

Team Statistics	Sea	Den
First Downs	??	??
Rushes-yards	21-133	37-137
Passing yards	192	216
Sacked-yards lost	8-86	2-14
Return yards	19	29
Passes	46-22-2	24-11-0
Punts	4-45.0	6-44.2
Fumbles-lost	5-2	0-0
Penalties-yards	6-58	2-20
Time of possession	28:53	31:07

INDIVIDUAL STATISTICS

Seattle

RUSHING — Warner 6-51, Fenner 8-28, Stouffer 1-9, Harris 4-14, Harmon 1-24, Krieg 1-7. **PASSING** — Stouffer 11-24-0, 107 yards, Krieg 11-22-2, 171 yards. **RECEIVING** — Blades 8-122, Chadwick 1-6, Largent 5-83, Warner 4-24, McNeal 1-21, Fenner 1-6, Skansi 1-8, Harris 1-8. **INTERCEPTIONS** — none. **SACKS** — Woods 1-9, Nash 1-5.

Denver

RUSHING — Humphrey 25-86, Sewell 1-10, Elway 2-17, Alexander 2-10, Bratton 1-1, Winder 3-10, Kubiak 3-3. **PASSING** — Elway 10-19-0, 217, Kubiak 1-5-0, 13 yards. **RECEIVING** — Johnson 6-154, Sewell 2-37, Nattiel 1-17, Young 1-9, Mobley 1-13. **INTERCEPTIONS** — Braxton 1-10, Munford 1-6. **SACKS** — Mecklenburg 2-5-31, Holmes 2-26, Lucas 1-14, Carreker 1-1, Powers 5-10, Team 1-14.

LA RAIDERS 16, DENVER 13 (OT)

LOS ANGELES, CALIF., Dec. 3 — Jeff Jaeger's 26-yard field goal at the 7:02 mark of overtime gave the Raiders a 16-13 win before 87,560 fans in the Los Angeles Coliseum. With the victory, the season series between the two teams split for the first time since 1978. The game was dominated statistically by the Broncos, who outpaced the Raiders in first downs 26 to 11, and in time of possession 44:30 to 22:59. Denver's Bobby Humphrey had his fourth 100-yard game of the season with a career-high 125 yards on 31 carries. The Raiders' Lionel Washington picked off a John Elway pass on Denver's third play from scrimmage to give Los Angeles the ball at its own 13. The Raiders moved to the Denver 20 but had to settle for a 37-yard field goal by Jaeger. Denver's next drive covered 58 yards in 14 plays but David Treadwell's 42-yard field goal attempt was short. The Broncos got the ball back when Raider QB Steve Beuerlein fumbled the snap three plays into the next drive and LB Karl Mecklenburg recovered the ball on the L.A. 33. Denver could get only as far as the Raider 17, but Treadwell tied the game on a 34-yard field goal. The Raiders were forced to punt on their next possession and the Broncos got the ball on their own 18. Denver put together a 14-play, 82-yard scoring drive in which they faced third down only once, and scored on a five-yard run by RB Melvin Bratton with 37 seconds left in the first half. The Raiders' only possession of the third quarter netted three points but Treadwell nailed a 35-yarder to put Denver up 13-6 early in the fourth quarter. The Raiders' second drive of the period began at their own eight, but on the fourth play of the possession, at first-and-10 from the 33, Beuerlein hit TE Mike Dyal over the middle and he rambled in for a 67-yard score to tie the game. Denver took possession with 6:48 left and drove to the LA 36 but had to punt, giving the Raiders the ball at their 20 with 1:52 left. The Broncos' defense held, and following a 51-yard Raider punt and a 38-yard return by Denver's Ricky Nattiel, the Broncos had the ball at the LA 34 with 52 seconds left. Elway was intercepted again by Washington on second-and-eight, but Los Angeles couldn't move the ball as time ran out in regulation. The Broncos had to punt on their first overtime drive and Los Angeles got the ball on its own 29. On second down, Beuerlein completed a 26 yard pass to Dyal and two plays later they combined for a 15-yard gain to take the ball to the Denver 40. Steve Smith ran for 15 yards on the next play and the Raiders brought on Jaeger for the winning field goal attempt.

Denver	0	10	0	3	0	—	13
LA Raiders	3	0	3	7	3	—	16

Team Statistics	Den	LA
First downs	26	11
Rushes-yards	38-156	21-79
Passing yards	176	178
Sacked-yards lost	3-21	2-22
Return yards	45	14
Passes	37-23-2	23-9-0
Punts	4-32.8	5-47.2
Fumbles-lost	0-0	1-1
Penalties-yards	9-64	4-29
Time of possession	44:03	22:59

INDIVIDUAL STATISTICS

Denver

RUSHING — Humphrey 31-125, Elway 2-16, Bratton 2-10, Alexander 2-5, Winder 1-0. **PASSING** — Elway 23-36-2, 197 yards, Humphrey 0-1-0. **RECEIVING** — Mobley 5-51, Humphrey 5-45, Johnson 4-29, Winder 4-16, Nattiel 3-42, Young 1-9, Bratton 1-5. **INTERCEPTIONS** — none. **SACKS** — Mecklenburg 1-11, Holmes 1-11.

LA Raiders

RUSHING — Jackson 14-44, Smith 5-30, Beuerlein 2-5. **PASSING** — Beuerlein 9-23-0, 200 yards. **RECEIVING** — Dyal 4-134, Fernandez 3-50, Smith 2-16. **INTERCEPTIONS** — Washington 2-14. **SACKS** — Benson 1-10, Davis 1-7, Long 1-4.

NY GIANTS 14, DENVER 7

DENVER, COLO., Dec. 10 — The Giants pounded out a 14-7 victory before a crowd of 63,283 who braved a Mile High snowstorm. The Broncos dropped to 10-4 with the loss. New York scored the first points of the day early in the second quarter on a three-yard run by Ottis Anderson that culminated a 15-play, 85-yard drive. Later in the quarter, following a 26-yard punt return by Dave Meggett, the Giants took possession on Denver's 36. After a penalty and a sack, New York faced a third-and-31 from their own 43 when QB Phil Simms threw a screen pass to Meggett and he raced untouched for a score, putting New York up 14-0. The Giants attempted a field goal on the last play of the first half but it was wide right. Denver moved 71 yards in 16 plays on its second possession of the third quarter but could not get in the endzone on three tries from inside the two-yard line. New York wound up punting from the one, and an 18-yard punt return by Ricky Nattiel gave the Broncos the ball on the Giants' 32. On third-and-10, Elway hit a wide open Michael Young in the endzone for Denver's only score of the day. The Broncos had two possessions in the game's last two minutes but could not score. Elway, who threw for just 69 yards in the first half, completed 18 of 37 passes for 223 yards in the second half.

NY Giants	0	14	0	0	—	14
Denver	0	0	0	7	—	7

NYG-Anderson 3 run (Nittmo kick) (15-85)
 NYG-Meggett 57 pass from Simms
 (Nittmo kick) (3-36)
 Den-Young 32 pass from Elway
 (Treadwell kick) (3-32)
 Attendance — 63,283

Team Statistics	NYG	Den
First Downs	16	18
Rushes-yards	37-113	24-83
Passing yards	148	284
Sacked-yards lost	3-23	1-8
Return yards	36	21
Passes	22-13-0	47-23-0
Punts	7-41.0	5-37.4
Fumbles-lost	1-0	0-0
Penalties-yards	2-21	8-62
Time of Possession	30:58	29:02

INDIVIDUAL STATISTICS

NY Giants

RUSHING — Anderson 18-34, Carthon 11-43, Tillman 2-1, Meggett 1-8, Reasons 1-2, Simms 3-19, Rouson 1-6. **PASSING** — Simms 13-22-0, 171 yards. **RECEIVING** — Anderson 1-7, Carthon 5-34, Baker 2-24, Adams 1-10, Ingram 1-21, Meggett 2-66, Mowatt 1-9. **INTERCEPTIONS** — none. **SACKS** — Marshall 1-8.

Denver

RUSHING — Bratton 3-7, Humphrey 15-44, Elway 4-26, Winder 2-6. **PASSING** — Elway 23-47-0, 292 yards. **RECEIVING** — Bratton 2-6, Kay 3-30, Humphrey 5-36, Johnson 6-98, Young 4-79, Jackson 2-35, Nattiel 1-8. **INTERCEPTIONS** — none. **SACKS** — Carreker 1.5-11, Holmes 1-12, Fletcher 5-4.

DENVER 37, PHOENIX 0

TEMPE, ARIZ., Dec. 16 — The Broncos clinched home field advantage in the AFC with a 37-0 drubbing of the Cardinals. Denver gained 475 yards to Phoenix's 101, including a 204-22 margin in rushing yards, and held the ball for 40:31. Running back Bobby Humphrey gained 128 yards to put him over 1,000 for the season and QB John Elway threw for 247 yards putting his season total at 3,004. Bronco LB Karl Mecklenburg gave Denver a lead late in the first quarter with a 23-yard fumble return for a TD. Leading 10-0, Denver drove 63 yards in nine plays to score on a 14-yard pass from Elway to RB Steve Sewell. Following CB Tyrone Braxton's interception of a Gary Hogeboom pass, Denver scored again on a 33-yard field goal to go up 20-0 right before halftime. The Broncos took the opening kickoff of the second half and drove 90 yards in 11 plays to score on a 17-yard pass from Humphrey to RB Mel Bratton. On their next possession the Broncos took seven plays to go 50 yards and score on a 20-yard pass from Elway to TE Clarence Kay. Treadwell added another field goal in the fourth quarter to round out the scoring.

Denver	7	13	14	3	—	37
Phoenix	0	0	0	0	—	0

Den-Mecklenburg 23 fumble return
 (Treadwell kick)
 Den-Treadwell 38 FG (10-54)
 Den-Sewell 14 pass from Elway
 (Treadwell kick) (9-63)
 Den-Treadwell 33 FG (6-56)
 Den-Bratton 17 pass from Humphrey
 (Treadwell kick) (11-90)
 Den-Kay 20 pass from Elway
 (Treadwell kick) (7-50)
 Denver-Treadwell 35 FG (13-42)
 Attendance — 56,071

Team Statistics	Den	Phx
First Downs	28	7
Rushes-yards	47-204	12-22
Passing yards	271	79
Sacked-yards lost	2-14	6-41
Return yards	19	7
Passes	34-25-2	31-15-1
Punts	2-39.0	8-41.5
Fumbles-lost	3-0	2-2
Penalties-yards	7-54	3-30
Time of possession	40:31	19:29

INDIVIDUAL STATISTICS

Denver

RUSHING — Humphrey 23-128, Bratton 4-17, Elway 2-1, Winder 13-46, Alexander 4-8, Kubiak 1-4. **PASSING** — Elway 20-29-2, 247 yards, Kubiak 4-4-0, 21 yards, Humphrey 1-1-0, 17 yards. **RECEIVING** — Johnson 9-52, Jackson 3-35, Nattiel 1-43, Bratton 2-22, Kay 4-64, Sewell 3-23, Young 2-40, Humphrey 1-6. **INTERCEPTIONS** — Braxton. **SACKS** — Fletcher 2-14, Holmes 1-8, Powers 1-7, Lucas 1-8, Kragen 1-4.

Phoenix

RUSHING — Jordan 2-0, Rosenbach 2-8, Sikahema 3-1, Wolfley 2-4, Ferrell 3-9. **PASSING** — Rosenbach 2-8-0, 14 yards, Hogeboom 12-22-1, 106 yards, Camarillo 1-1-0, 0 yards. **RECEIVING** — Green 3-38, Novacek 2-26, Awalt 4-21, Sikahema 3-18, Holmes 1-10, Jordan 1-7, Wolfley 1-0. **INTERCEPTIONS** — Mack 2. **SACKS** — Harvey 1-9, Nunn 1-5.

SAN DIEGO 19, DENVER 16

SAN DIEGO, CALIF., Dec. 24 — Chris Bahr's 45-yard field goal on the last play of regulation gave the Chargers a 19-16 victory. San Diego's Billy Joe Tolliver became the first opposing quarterback of 1989 to throw for over 300 yards, but he was intercepted four times and did not have a TD pass. San Diego scored first on a 22-yard field goal by Bahr, capping a 16-play, 68-yard drive that ate 8:27 off the clock. The Chargers had driven to the Denver one, but three straight rushes netted minus three yards. Following the San Diego score, Denver drove 72 yards in eight plays to score on a 12-yard shovel pass from QB John Elway to RB Bobby Humphrey. Tolliver was intercepted by SS Randy Robbins on the next Charger play, and the Broncos, behind QB Gary Kubiak, drove to the San Diego 26, but David Treadwell's 43-yard field goal attempt was wide right. The Chargers used just 1:31 to go 64 yards in 11 plays and score on another Bahr field goal with 19 seconds left in the first half. Kubiak's first pass of the third quarter was intercepted and that led to a 53-yard field goal by Bahr, giving the Chargers the lead at 9-7. The Broncos' next drive stalled, but San Diego's Phil McConkey muffed a punt and LB Marc Munford recovered for Denver on the Charger 28. The Broncos drove to the six, where they settled for a 24-yard field goal. San Diego recaptured the lead after an 11-play, 81-yard drive early in the fourth that ended with a one-yard run on fourth down by RB Tim Spencer. A relatively quiet game revved up in the final two minutes of regulation. Two plays after the two-minute warning, the Broncos gave the ball up on downs at the San Diego 29. On the third Charger play, WR Anthony Miller fumbled while running a reverse and LB Michael Brooks recovered on the San Diego 41, with 1:31 left. Kubiak threw long and incomplete down the right side on first down, but a pass interference penalty gave Denver a first down on the San Diego 5. Another interference penalty was called on the next play and the Broncos had a first down on the one with 1:09 remaining. RB Jeff Alexander scored two plays later but Treadwell missed his first PAT of the season, leaving the teams in a 16-16 tie. Beginning at, his own 31, Tolliver drove the Chargers 45 yards in five plays and Bahr kicked the winning field goal as time ran out.

Denver	0	7	3	6	—	16
San Diego	0	6	3	10	—	19

SD-Bahr 22 FG (16-28)
 Den-Humphrey 12 pass from Elway
 (Treadwell kick) (8-72)
 SD-Bahr 41 FG (11-64)
 SD-Bahr 53 FG (4-5)
 Den-Treadwell 24 FG (6-22)
 SD-Spencer 1 run (Bahr kick) (11-81)
 Den-Alexander 1 run (kick failed) (2-41)
 SD-Bahr 45 FG (5-45)
 Attendance — 50,524

Team Statistics	Den	SD
First downs	16	18
Rushes-yards	29-97	29-82
Passing yards	109	305
Sacked-yards lost	7-35	0-0
Return yards	46	13
Passes	27-17-1	48-22-4
Punts	7-38.4	4-44.0
Fumbles-lost	2-2	2-2
Penalties-yards	2-10	8-97
Time of possession	29:16	30:44

INDIVIDUAL STATISTICS

Denver

RUSHING — Bratton 6-19, Sewell 1-2, Humphrey 15-51, Kubiak 2-16, Winder 3-8, Alexander 2-1. **PASSING** — Elway 5-10-0, 47 yards, Kubiak 12-17-1, 97 yards. **RECEIVING** — Mobley 3-27, Humphrey 2-15, Johnson 5-38, Kay 1-14, Young 1-11, Bratton 1-6, Sewell 1-5, Alexander 1-9, Jackson 1-15, Winder 1-4. **INTERCEPTIONS** — Henderson 1-22, Carrington 1-2, Atwater 1-0, Robbins 1-0. **SACKS** — none.

San Diego

RUSHING — Butts 16-16, Nelson 7-23, Miller 3-38, Tolliver 1-3, Spencer 2-2. **PASSING** — Tolliver 22-48-4, 305 yards. **RECEIVING** — Cox 1-20, Miller 5-53, McEwen 5-78, Early 4-38, Walker 1-24, Nelson 6-92. **INTERCEPTIONS** — Glenn 1-0. **SACKS** — Williams 2-16, O'Neal 2-16, Grossman 2-3, Miller 1-0.

1989 FINAL STANDINGS American Football Conference

	Eastern Division			Pct.	Pts.	Opp.
	W	L	T			
*Buffalo	9	7	0	.563	409	317
Indianapolis	8	8	0	.500	298	301
Miami	8	8	0	.500	331	379
New England	5	11	0	.313	297	391
N.Y. Jets	4	12	0	.250	253	411

	Central Division			Pct.	Pts.	Opp.
	W	L	T			
*Cleveland	9	6	1	.594	334	254
**Houston	9	7	0	.563	365	412
**Pittsburgh	9	7	0	.563	265	326
Cincinnati	8	8	0	.500	404	285

	Western Division			Pct.	Pts.	Opp.
	W	L	T			
*Denver	11	5	0	.688	362	226
Kansas City	8	7	1	.531	318	286
L.A. Raiders	8	8	0	.500	315	297
Seattle	7	9	0	.438	241	327
San Diego	6	10	0	.375	266	290

National Football Conference

	Eastern Division			Pct.	Pts.	Opp.
	W	L	T			
*N.Y. Giants	12	4	0	.750	348	252
**Philadelphia	11	5	0	.688	342	274
Washington	10	6	0	.625	386	308
Phoenix	5	11	0	.313	258	377
Dallas	1	15	0	.063	204	393

	Central Division			Pct.	Pts.	Opp.
	W	L	T			
*Minnesota	10	6	0	.625	351	275
Green Bay	10	6	0	.625	362	356
Detroit	7	9	0	.438	312	364
Chicago	6	10	0	.375	358	377
Tampa Bay	5	11	0	.313	320	419

	Western Division			Pct.	Pts.	Opp.
	W	L	T			
*San Francisco	14	2	0	.875	442	253
**L.A. Rams	11	5	0	.688	426	344
New Orleans	9	7	0	.563	386	301
Atlanta	3	13	0	.188	279	437

* Clinched division title; ** Wild Card for playoffs

NFL Postseason At A Glance

AFC First Round Playoff
Pittsburgh 26, HOUSTON 23 (OT)

AFC Divisional Playoff
DENVER 24, Pittsburgh 23
CLEVELAND 34, Buffalo 30

AFC Championship
DENVER 37, Cleveland 21

Super Bowl XXIV
San Francisco 55, DENVER 21


NFC First Round Playoff
L.A. Rams 21, PHILADELPHIA 7

NFC Divisional Playoff
SAN FRANCISCO 41, Minnesota 13
L.A. Rams 19, N.Y. GIANTS 13 (OT)

NFC Championship
SAN FRANCISCO 30, L.A. Rams 3

1990 Pro Bowl
NFC 27, AFC 21

HISTORY AND RECORDS



K DAVID TREADWELL, WHO EARNED A PRO BOWL BERTH IN HIS FIRST PROFESSIONAL SEASON IN 1989 AFTER LEADING THE AFC WITH 120 POINTS. HE WAS NAMED SPECIAL TEAM MVP BY HIS TEAMMATES.

NOTABLE PERFORMANCES

THE LAST TIME

100 YARDS RUSHING—

Broncos: Bobby Humphrey, 23-128, OTD, at Phoenix, 12/16/89.
Opponents: John Stephens, 17-130, 1TD, vs. New England, 12/17/88.

300 YARDS PASSING—

Broncos: John Elway, 18/35, 344 yards, 2TD, at Seattle, 10/22/89.
Opponents: Billy Joe Tolliver, 22/48, 305 yards, OTD, at San Diego, 12/24/89.

100 YARDS RECEIVING—

Broncos: Vance Johnson, 6-154, 2TD, vs. Seattle, 11/26/89.
Opponents: Mike Dyal, 4-134, 1TD, at LA Raiders, 12/3/89.

SHUTOUT—

Broncos: Denver 37, Phoenix 0, 12/16/89.
Opponents: at New Orleans 42, Denver 0, 11/20/88.

40 POINTS—

Broncos: at Denver 41, Seattle 14, 11/26/89.
Opponents: at Seattle 42, Denver 14, 12/11/88.

PUNT RETURN FOR TOUCHDOWN—

Broncos: Kevin Clark, 71 yards, vs. San Diego, 12/27/87.
Opponents: Mel Gray, 66 yards, at New Orleans, 11/20/88.

KICKOFF RETURN FOR TOUCHDOWN—

Broncos: Randy Montgomery, 94 yards, at San Diego, 9/24/72.
Opponents: Gary Anderson, 98 yards, vs. San Diego, 11/17/85.

INTERCEPTION RETURN FOR TOUCHDOWN—

Broncos: Randy Robbins, 18 yards, vs. Kansas City, 9/10/89.
Opponents: Lionel Washington, 32 yards, vs. LA Raiders, 9/24/89.

FUMBLE RETURN FOR TOUCHDOWN (DEFENSE)—

Broncos: Karl Mecklenburg, 23 yards, at Phoenix, 12/16/89.
Opponents: Linden King, 15 yards, vs. LA Raiders, 9/24/89.

BLOCKED PUNT RETURN FOR TOUCHDOWN—

Broncos: Rob Nairne, 22 yards, vs. New England, 11/11/79.
Opponents: Terry Taylor, 15 yards, at Seattle, 12/20/85.

BLOCKED FIELD GOAL RETURN FOR TOUCHDOWN—

Broncos: Louis Wright, 60 yards, vs. San Diego, 11/17/85.
Opponents: Les Duncan, 72 yards, at San Diego, 11/23/67.

SAFETY—

Broncos: Michael Brooks tackled Jamie Mueller in endzone, at Buffalo, 9/18/89.
Opponents: Dino Hackett tackled Tony Dorsett in endzone, vs. Kansas City, 11/6/88.

1,000-YARD RUSHING SEASONS OTIS ARMSTRONG, 1974—1,407 yards and 9 TDs

		Carries	Yards	Cumulative
9/15	vs. Los Angeles	12	31	12-31
9/22	vs. Pittsburgh	19	131	31-162
9/30	at Washington	11	32	42-194
10/6	at Kansas City	14	48	56-242
10/13	vs. New Orleans	13	57	69-299
10/20	vs. San Diego	20	98	89-397
10/27	at Cleveland	17	142	106-539
11/3	vs. Oakland	20	88	126-627
11/10	at Baltimore	19	110	145-737
11/18	vs. Kansas City	16	55	161-792
11/24	at Oakland	29	146	190-938
11/28	at Detroit	24	144	214-1,082
12/8	vs. Houston	31	183	245-1,265
12/15	at San Diego	18	142	263-1,407

1,000-YARD RUSHING SEASONS (Continued) SAMMY WINDER, 1984—1,153 yards and 4 TDs

		Carries	Yards	Cumulative
9/2	vs. Cincinnati	17	94	17-94
9/9	at Chicago	7	16	24-110
9/16	at Cleveland	17	76	41-186
9/23	vs. Kansas City	31	139	72-325
9/30	vs. Los Angeles Raiders	16	91	88-416
10/7	at Detroit	7	17	95-433
10/15	vs. Green Bay	29	86	124-519
10/21	at Buffalo	15	65	139-584
10/28	at Los Angeles Raiders	34	126	173-710
11/4	vs. New England	14	25	187-735
11/11	at San Diego	22	37	209-772
11/18	vs. Minnesota	12	75	221-847
11/25	vs. Seattle	10	40	231-887
12/2	at Kansas City	25	96	256-983
12/9	vs. San Diego	22	90	278-1,073
12/15	at Seattle	18	80	296-1,153

BOBBY HUMPHREY, 1989—1,151 yards and 7 TDs

		Carries	Yards	Cumulative
9/10	vs. Kansas City	6	15	6-15
9/18	at Buffalo	10	76	16-91
9/24	vs. Los Angeles Raiders	19	57	35-148
10/1	at Cleveland	10	44	45-192
10/8	vs. San Diego	23	102	68-294
10/15	vs. Indianapolis	11	37	79-331
10/22	at Seattle	17	50	96-381
10/29	vs. Philadelphia	12	44	108-425
11/5	vs. Pittsburgh	25	105	133-530
11/12	at Kansas City	21	77	154-607
11/20	at Washington	31	110	185-717
11/26	vs. Seattle	25	86	210-803
12/3	at Los Angeles Raiders	31	125	241-928
12/10	vs. New York Giants	15	44	256-972
12/16	at Phoenix	23	128	279-1,100
12/24	at San Diego	15	51	294-1,151

FLOYD LITTLE, 1971—1,133 yards and 6 TDs

		Carries	Yards	Cumulative
9/19	vs. Miami	23	70	23-70
9/26	at Green Bay	16	53	39-123
10/3	vs. Kansas City	13	27	52-150
10/10	vs. Oakland	16	39	68-189
10/17	vs. San Diego	17	62	85-251
10/24	at Cleveland	25	113	110-364
10/31	at Philadelphia	24	123	134-487
11/7	vs. Detroit	22	91	156-578
11/14	vs. Cincinnati	22	101	178-679
11/21	at Kansas City	13	63	191-742
11/28	at Pittsburgh	22	91	213-833
12/5	vs. Chicago	29	125	242-958
12/12	at San Diego	18	96	260-1,054
12/19	at Oakland	24	79	284-1,133

OTIS ARMSTRONG, 1976—1,008 yards and 5 TDs

		Carries	Yards	Cumulative
9/12	at Cincinnati	24	96	24-96
9/19	vs. New York Jets	17	94	41-190
9/26	vs. Cleveland	18	23	59-213
10/3	vs. San Diego	23	91	82-304
10/10	at Houston	12	47	94-351
10/17	vs. Oakland	21	70	115-421
10/24	at Kansas City	16	101	131-522
1-31	at Oakland	14	63	145-585
11/7	vs. Tampa Bay	18	116	163-701
11/14	at San Diego	13	35	176-736
11/21	vs. New York Giants	24	97	200-833
11/28	at New England	4	14	204-847
12/5	vs. Kansas City	17	45	221-892
12/12	at Chicago	26	116	247-1,008

100-YARD RUSHING GAMES

Player	Performance	Opponent
Don Stone	17-104, 1 TD	Oct. 6, 1963 vs. San Diego
Billy Joe	20-105, 0 TD	Nov. 17, 1963 vs. New York
Billy Joe	16-108, 1 TD	Nov. 15, 1964 vs. New York
Cookie Gilchrist	32-142, 0 TD	Sept. 24, 1965 at Boston
Cookie Gilchrist	16-119, 0 TD	Nov. 14, 1965 at Houston
Floyd Little	25-126, 1 TD	Oct. 27, 1968 vs. Miami
Floyd Little	30-147, 1 TD	Nov. 3, 1968 at Boston
Floyd Little	21-105, 1 TD	Sept. 14, 1969 vs. Boston
Floyd Little	15-104, 1 TD	Sept. 21, 1969 vs. New York Jets
Floyd Little	29-166, 1 TD	Oct. 19, 1969 at Cincinnati
Floyd Little	16-140, 1 TD	Oct. 25, 1970 at San Francisco
Floyd Little	25-106, 1 TD	Oct. 17, 1971 vs. San Diego
Bobby Anderson	25-113, 1 TD	Oct. 24, 1971 at Cleveland
Floyd Little	24-123, 1 TD	Oct. 31, 1971 at Philadelphia
Floyd Little	22-101, 0 TD	Nov. 14, 1971 vs. Cincinnati
Floyd Little	29-125, 0 TD	Dec. 5, 1971 vs. Chicago
Floyd Little	22-101, 0 TD	Sept. 17, 1972 vs. Houston
Floyd Little	18-100, 2 TD	Oct. 15, 1972 vs. Minnesota
Floyd Little	14-124, 1 TD	Nov. 5, 1972 at New York Giants
Joe Dawkins	30-117, 0 TD	Oct. 28, 1973 at New York Jets
Floyd Little	19-123, 1 TD	Oct. 14, 1973 at Houston
Floyd Little	22-109, 2 TD	Nov. 11, 1973 vs. San Diego
Otis Armstrong	19-131, 0 TD	Sept. 22, 1974 vs. Pittsburgh
Otis Armstrong	17-142, 1 TD	Oct. 27, 1974 at Cleveland
Otis Armstrong	19-110, 1 TD	Nov. 10, 1974 at Baltimore
Otis Armstrong	29-146, 0 TD	Nov. 24, 1974 at Oakland
Jon Keyworth	15-148, 1 TD	Nov. 24, 1974 at Oakland
Otis Armstrong	24-144, 1 TD	Nov. 28, 1974 at Detroit
Otis Armstrong	31-183, 3 TD	Dec. 8, 1974 vs. Houston
Otis Armstrong	18-142, 0 TD	Dec. 15, 1974 at San Diego
Otis Armstrong	20-132, 0 TD	Nov. 30, 1975 vs. San Diego
Jon Keyworth	16-101, 1 TD	Oct. 24, 1976 at Kansas City
Otis Armstrong	18-116, 0 TD	Nov. 7, 1976 vs. Tampa Bay
Otis Armstrong	26-116, 1 TD	Dec. 12, 1976 at Chicago
Norris Weese	12-120, 0 TD	Dec. 12, 1976 at Chicago
Otis Armstrong	21-120, 0 TD	Nov. 20, 1977 at Kansas City
Rob Lytle	16-110, 1 TD	Nov. 19, 1978 vs. Green Bay
Rob Lytle	18-102, 1 TD	Nov. 25, 1979 vs. Oakland
Otis Armstrong	22-107, 1 TD	Oct. 13, 1980 vs. Washington
Otis Armstrong	25-106, 1 TD	Oct. 26, 1980 at New York Giants
Sammy Winder	20-119, 0 TD	Sept. 25, 1983 vs. L.A. Raiders
Sammy Winder	29-165, 0 TD	Oct. 9, 1983 at Houston
Sammy Winder	31-139, 1 TD	Sept. 23, 1984 at Kansas City
Sammy Winder	34-126, 0 TD	Oct. 28, 1984 at L.A. Raiders
Sammy Winder	20-103, 2 TD	Sept. 29, 1985 vs. Miami
Sammy Winder	20-104, 2 TD	Sept. 21, 1986 at Philadelphia
Sammy Winder	19-102, 0 TD	Jan. 4, 1987 vs. New England
Joe Dudek	23-128, 2 TD	Oct. 12, 1987 vs. L.A. Raiders
Tony Dorsett	23-113, 1 TD	Sept. 11, 1988 vs. San Diego
Tony Dorsett	32-119, 2 TD	Sept. 26, 1988 vs. L.A. Raiders
Sammy Winder	17-100, 0 TD	Oct. 9, 1988 at San Francisco
Bobby Humphrey	23-102, 1 TD	Oct. 8, 1989 vs. San Diego
Bobby Humphrey	25-105, 2 TD	Nov. 5, 1989 vs. Pittsburgh
Bobby Humphrey	31-110, 0 TD	Nov. 20, 1989 at Washington
Bobby Humphrey	31-125, 0 TD	Dec. 3, 1989 at L.A. Raiders
Bobby Humphrey	23-128, 0 TD	Dec. 16, 1989 at Phoenix

TOTALS—Floyd Little 15, Otis Armstrong 13, Sammy Winder 8 (includes one postseason game), Bobby Humphrey 5, Tony Dorsett 2, Billy Joe 2, Cookie Gilchrist 2, Jon Keyworth 2, Rob Lytle 2, Donnie Stone 1, Bobby Anderson 1, Joe Dawkins 1, Norris Weese 1, Joe Dudek 1.

300-YARD PASSING GAMES

Player	Performance	Opponent
Frank Tripucka	30-52-2, 375 yards and 3 TD	Nov. 6, 1960 vs. Houston
Frank Tripucka	19-41-5, 328 yards and 3 TD	Nov. 27, 1960 vs. Buffalo
Frank Tripucka	28-47-2, 376 yards and 2 TD	Sept. 7, 1962 vs. San Diego
Frank Tripucka	29-56-3, 447 yards and 2 TD	Sept. 15, 1962 at Buffalo
Frank Tripucka	26-40-1, 308 yards and 1 TD	Oct. 21, 1962 vs. Houston
Jacky Lee	11-36-1, 370 yards and 1 TD	Dec. 5, 1965 at Oakland
John McCormick	13-37-3, 328 yards and 3 TD	Dec. 18, 1966 at Buffalo
Marlin Briscoe	12-29-2, 335 yards and 4 TD	Nov. 24, 1968 vs. Buffalo
Steve Tensi	19-26-1, 301 yards and 3 TD	Nov. 23, 1969 at San Diego
Charley Johnson	20-28-0, 361 yards and 2 TD	Oct. 22, 1972 at Oakland
Charley Johnson	24-39-2, 326 yards and 1 TD	Sept. 20, 1973 vs. Chicago
Charley Johnson	28-42-2, 445 yards and 2 TD	Nov. 18, 1974 vs. Kansas City

300-YARD PASSING GAMES (Continued)

Charley Johnson	12-20-2, 329 yards and 3 TD	Sept. 21, 1975 vs. Kansas City
Craig Morton	27-39-2, 306 yards and 2 TD	Nov. 16, 1980 vs. New York Jets
Craig Morton	18-30-1, 338 yards and 1 TD	Dec. 14, 1980 vs. Oakland
Craig Morton	17-18-0, 308 yards and 4 TD	Sept. 27, 1981 vs. San Diego
Craig Morton	25-38-1, 342 yards and 2 TD	Oct. 18, 1981 at Kansas City
Steve DeBerg	21-34-2, 305 yards and 2 TD	Nov. 22, 1981 at Cincinnati
Steve DeBerg	23-31-1, 307 yards and 2 TD	Dec. 12, 1982 at Los Angeles Rams
Steve DeBerg	21-41-0, 350 yards and 1 TD	Oct. 30, 1983 vs. Kansas City
John Elway	23-44-0, 345 yards and 3 TD	Dec. 11, 1983 vs. Baltimore
John Elway	26-40-1, 315 yards and 3 TD	Nov. 4, 1984 vs. New England
John Elway	28-43-1, 353 yards and 4 TD	Sept. 15, 1985 vs. New Orleans
John Elway	22-37-5, 301 yards and 1 TD	Dec. 14, 1985 vs. Kansas City
John Elway	24-42-0, 432 yards and 1 TD	Dec. 20, 1985 at Seattle
John Elway	18-32-1, 321 yards and 1 TD	Oct. 26, 1986 vs. Seattle
John Elway	29-47-2, 336 yards and 0 TD	Nov. 23, 1986 at New York Giants
John Elway	22-37-1, 304 yards and 1 TD	Jan. 25, 1987 vs. New York Giants*
John Elway	22-32-1, 338 yards and 4 TD	Sept. 13, 1987 vs. Seattle
John Elway	21-40-2, 341 yards and 3 TD	Nov. 16, 1987 vs. Chicago
John Elway	21-32-1, 347 yards and 3 TD	Nov. 29, 1987 at San Diego
John Elway	21-42-2, 335 yards and 1 TD	Dec. 13, 1987 at Seattle
John Elway	29-49-3, 324 yards and 2 TD	Dec. 4, 1988 at L.A. Raiders
John Elway	18-35-0, 344 yards and 2 TD	Oct. 22, 1989 at Seattle
John Elway	20-36-0, 385 yards and 3 TD	Jan. 7, 1990 vs. Pittsburgh*

TOTALS—John Elway 15 (includes two postseason games), Frank Tripucka 5, Charley Johnson 4, Craig Morton 4, Steve DeBerg 3, Jacky Lee 1, John McCormick 1, Marlin Briscoe 1, Steve Tensi 1. (*—Denotes postseason game).

100-YARD RECEIVING GAMES

Player	Performance	Opponent
Al Carmichael	6-130, 1 TD	Sept. 9, 1960 at Boston
Lionel Taylor	6-125, 1 TD	Sept. 23, 1960 at New York
Lionel Taylor	7-101, 2 TD	Oct. 2, 1960 vs. Oakland
Al Carmichael	3-109, 2 TD	Oct. 23, 1960 vs. Boston
Lionel Taylor	10-106, 1 TD	Oct. 23, 1960 vs. Boston
Lionel Taylor	10-140, 1 TD	Nov. 6, 1960 vs. Houston
Al Carmichael	7-117, 2 TD	Nov. 6, 1960 vs. Houston
Lionel Taylor	10-138, 0 TD	Nov. 20, 1960 at Houston
Lionel Taylor	9-199, 3 TD	Nov. 27, 1960 vs. Buffalo
Lionel Taylor	9-171, 1 TD	Dec. 10, 1960 at Los Angeles
Lionel Taylor	7-132, 2 TD	Sept. 10, 1961 at Buffalo
Lionel Taylor	11-126, 0 TD	Sept. 24, 1961 at New York
Lionel Taylor	9-118, 0 TD	Oct. 1, 1961 at Oakland
Lionel Taylor	7-120, 1 TD	Oct. 8, 1961 vs. Dallas
Al Frazier	7-166, 1 TD	Oct. 15, 1961 vs. Oakland
Al Frazier	6-126, 1 TD	Oct. 22, 1961 vs. New York
Al Frazier	5-125, 1 TD	Nov. 12, 1961 vs. San Diego
Lionel Taylor	10-119, 0 TD	Nov. 12, 1961 vs. San Diego
Donnie Stone	9-137, 1 TD	Dec. 3, 1961 vs. Boston
Lionel Taylor	9-133, 0 TD	Sept. 15, 1962 at Buffalo
Al Frazier	4-125, 1 TD	Sept. 15, 1962 at Buffalo
Lionel Taylor	12-119, 0 TD	Sept. 21, 1962 at Boston
Jerry Tarr	4-152, 2 TD	Sept. 21, 1962 at Boston
Lionel Taylor	7-110, 0 TD	Dec. 9, 1962 at Dallas
Lionel Taylor	7-169, 1 TD	Sept. 29, 1963 vs. Boston
Lionel Taylor	7-142, 2 TD	Oct. 6, 1963 vs. San Diego
Bob Scarpitto	4-134, 2 TD	Oct. 13, 1963 vs. Houston
Lionel Taylor	10-116, 1 TD	Dec. 15, 1963 at Oakland
Gene Prebola	4-106, 1 TD	Dec. 15, 1963 at Oakland
Lionel Taylor	8-149, 0 TD	Sept. 27, 1964 vs. Houston
Hewitt Dixon	4-109, 0 TD	Oct. 25, 1964 at Oakland
Hewitt Dixon	5-121, 1 TD	Nov. 1, 1964 at Kansas City
Al Denson	3-113, 1 TD	Nov. 1, 1964 at Kansas City
Lionel Taylor	13-112, 0 TD	Nov. 29, 1964 vs. Oakland
Bob Scarpitto	11-111, 1 TD	Dec. 20, 1964 at Houston
Bob Scarpitto	5-108, 2 TD	Sept. 11, 1965 at San Diego
Lionel Taylor	9-172, 1 TD	Sept. 19, 1965 vs. Buffalo
Lionel Taylor	7-114, 0 TD	Nov. 7, 1965 vs. San Diego
Lionel Taylor	11-141, 2 TD	Nov. 21, 1965 vs. Oakland
Lionel Taylor	8-164, 0 TD	Dec. 5, 1965 at Oakland
Wendell Hayes	5-126, 1 TD	Dec. 5, 1965 at Oakland
Al Denson	5-158, 1 TD	Oct. 2, 1966 vs. Houston
Charlie Mitchell	4-126, 1 TD	Dec. 4, 1966 vs. Miami
Bob Scarpitto	5-123, 3 TD	Dec. 18, 1966 at Buffalo
Al Denson	4-131, 2 TD	Sept. 3, 1967 vs. Boston
Al Denson	7-134, 1 TD	Sept. 24, 1967 vs. New York Jets
Eric Crabtree	6-123, 1 TD	Oct. 22, 1967 vs. San Diego
Al Denson	4-107, 1 TD	Oct. 29, 1967 at Kansas City

100-YARD RECEIVING GAMES (Continued)

Al Denson	7-102, 2 TD	Nov. 19, 1967 at Buffalo
Eric Crabtree	8-107, 1 TD	Nov. 23, 1967 at San Diego
Eric Crabtree	6-129, 1 TD	Dec. 17, 1967 vs. Kansas City
Al Denson	8-115, 0 TD	Sept. 15, 1968 at Cincinnati
Eric Crabtree	7-113, 0 TD	Sept. 22, 1968 at Kansas City
Eric Crabtree	5-148, 1 TD	Oct. 13, 1968 at New York Jets
Jimmy Jones	8-128, 2 TD	Oct. 20, 1968 at San Diego
Floyd Little	4-165, 1 TD	Nov. 24, 1968 vs. Buffalo
Al Denson	6-131, 2 TD	Dec. 8, 1968 at Oakland
Mike Haffner	4-122, 0 TD	Dec. 14, 1968 vs. Kansas City
Al Denson	6-138, 1 TD	Sept. 28, 1969 at Buffalo
Mike Haffner	6-102, 1 TD	Oct. 26, 1969 at Houston
Al Denson	6-140, 2 TD	Nov. 23, 1969 at San Diego
John Embree	9-122, 1 TD	Nov. 23, 1969 at San Diego
Jerry Simmons	6-153, 0 TD	Nov. 21, 1971 at Kansas
Rod Sherman	4-110, 0 TD	Sept. 17, 1972 vs. Houston
Jerry Simmons	6-118, 1 TD	Oct. 22, 1972 at Oakland
Bobby Anderson	13-143, 0 TD	Sept. 10, 1973 vs. Chicago
Riley Odums	5-114, 1 TD	Nov. 4, 1973 at St. Louis
Haven Moses	5-108, 2 TD	Nov. 25, 1973 vs. Kansas City
Haven Moses	5-132, 0 TD	Oct. 13, 1974 vs. New Orleans
Floyd Little	7-127, 0 TD	Oct. 20, 1974 vs. San Diego
Riley Odums	7-125, 0 TD	Nov. 18, 1974 vs. Kansas City
Rick Upchurch	3-153, 1 TD	Sept. 21, 1975 vs. Kansas City
Haven Moses	5-168, 2 TD	Jan. 1, 1978 vs. Oakland
Haven Moses	5-115, 0 TD	Nov. 12, 1978 at Cleveland
Haven Moses	5-101, 1 TD	Nov. 19, 1978 vs. Green Bay
Riley Odums	7-165, 2 TD	Dec. 10, 1978 vs. Kansas City
Haven Moses	5-116, 1 TD	Dec. 16, 1978 vs. Pittsburgh
Riley Odums	5-125, 0 TD	Sept. 23, 1979 vs. Seattle
Haven Moses	4-107, 1 TD	Oct. 14, 1979 at Kansas City
Haven Moses	5-133, 1 TD	Oct. 22, 1979 at Pittsburgh
Riley Odums	7-114, 0 TD	Oct. 28, 1979 vs. Kansas City
Haven Moses	5-103, 1 TD	Sept. 21, 1980 vs. San Diego
Haven Moses	6-141, 0 TD	Dec. 14, 1980 vs. Oakland
Riley Odums	8-128, 1 TD	Dec. 14, 1980 vs. Oakland
Steve Watson	7-143, 3 TD	Sept. 20, 1981 vs. Baltimore
Steve Watson	8-178, 2 TD	Sept. 27, 1981 vs. San Diego
Steve Watson	5-182, 2 TD	Oct. 11, 1981 vs. Detroit
Rick Upchurch	5-138, 0 TD	Oct. 18, 1981 at Kansas City
Steve Watson	5-102, 1 TD	Nov. 22, 1981 at Cincinnati
Steve Watson	2-103, 0 TD	Dec. 6, 1981 vs. Kansas City
Rick Upchurch	6-102, 2 TD	Dec. 20, 1981 at Chicago
Steve Watson	5-101, 1 TD	Dec. 5, 1982 vs. Atlanta
Steve Watson	10-183, 0 TD	Dec. 12, 1982 at Los Angeles Rams
Steve Watson	6-161, 1 TD	Sept. 11, 1983 at Baltimore
Steve Watson	8-119, 0 TD	Oct. 16, 1983 vs. Cincinnati
Steve Watson	6-121, 1 TD	Oct. 30, 1983 vs. Kansas City
Rick Upchurch	6-143, 0 TD	Oct. 30, 1983 vs. Kansas City
Steve Watson	7-110, 1 TD	Nov. 6, 1983 at Seattle
Steve Watson	4-119, 1 TD	Nov. 20, 1983 vs. Seattle
Clint Sampson	3-101, 2 TD	Dec. 4, 1983 vs. Cleveland
Steve Watson	7-111, 1 TD	Oct. 7, 1984 at Detroit
Butch Johnson	9-156, 2 TD	Nov. 4, 1984 vs. New England
Steve Watson	8-134, 1 TD	Nov. 4, 1984 vs. New England
Steve Watson	5-123, 2 TD	Nov. 18, 1984 vs. Minnesota
Steve Watson	11-177, 1 TD	Dec. 30, 1984 vs. Pittsburgh*
Vance Johnson	6-116, 1 TD	Dec. 14, 1985 vs. Kansas City
Vance Johnson	5-121, 1 TD	Jan. 25, 1987 vs. New York Giants*
Bobby Micho	9-105, 2 TD	Oct. 18, 1987 at Kansas City
Vance Johnson	5-115, 1 TD	Nov. 22, 1987 at L.A. Raiders
Ricky Nattiel	4-118, 1 TD	Nov. 29, 1987 at San Diego
Vance Johnson	4-105, 0 TD	Jan. 10, 1988 vs. Houston*
Mark Jackson	4-134, 1 TD	Jan. 17, 1988 vs. Cleveland*
Vance Johnson	7-134, 0 TD	Sept. 26, 1988 vs. L.A. Raiders
Ricky Nattiel	3-102, 1 TD	Oct. 23, 1988 at Pittsburgh
Mark Jackson	6-140, 2 TD	Nov. 27, 1988 vs. L.A. Rams
Mark Jackson	7-145, 0 TD	Dec. 4, 1988 at L.A. Raiders
Mark Jackson	7-137, 1 TD	Dec. 11, 1988 at Seattle
Vance Johnson	5-145, 1 TD	Oct. 1, 1989 at Cleveland
Michael Young	6-137, 0 TD	Oct. 22, 1989 at Seattle
Vance Johnson	9-148, 1 TD	Oct. 29, 1989 vs. Philadelphia
Vance Johnson	6-154, 2 TD	Nov. 26, 1989 vs. Seattle
Mark Jackson	5-111, 0 TD	Jan. 7, 1990 vs. Pittsburgh*
Michael Young	2-123, 1 TD	Jan. 14, 1990 vs. Cleveland*

*-Postseason

100-YARD RECEIVING GAMES (Continued)

TOTALS—Lionel Taylor 24, Steve Watson 16 (includes one postseason game), Al Denson 10, Haven Moses 10 (includes one postseason game), Vance Johnson 8 (includes two postseason games), Riley Odums 6, Eric Crabtree 5, Mark Jackson 5 (includes two postseason games), Al Frazier 4, Bob Scarpitto 4, Rick Upchurch 4, Al Carmichael 3, Floyd Little 2, Ricky Nattiel 2, Jerry Simmons 2, Michael Young 2 (includes one postseason game), Bobby Anderson 1, John Embree 1, Wendell Jones 1, Bobby Micho 1, Charlie Mitchell 1, Gene Prebola 1, Clint Sampson 1, Rod Sherman 1, Donnie Stone 1, Jerry Tarr 1.



ALL-TIME HONORS

1989—Pro Bowl: Greg Kragen, Karl Mecklenburg, Dennis Smith, David Treadwell. All-NFL: Mike Horan (College and Pro Football Newsweekly—second team), Karl Mecklenburg (AP, Pro Football Weekly, Sports Illustrated, NEA-World Almanac, Football Digest), Dennis Smith (AP-second team). All-AFC: Greg Kragen (Pro Football Weekly), Karl Mecklenburg (UPI, Pro Football Weekly, Football News), Dennis Smith (Pro Football Weekly, UPI-second team), David Treadwell (UPI, Pro Football Weekly, Football News). NFL Rookie of the Year: Bobby Humphrey (Touchdown Club of Washington, D.C.). NFL Offensive Rookie of the Year: Bobby Humphrey (NFL Players Association). NFL Defensive Rookie of the Year: Steve Atwater (Football Digest). AFC Offensive Rookie of the Year: Bobby Humphrey (Mackey Award). NFL All-Rookie: Steve Atwater (UPI, Pro Football Weekly, PFWA, College and Pro Football Newsweekly, Football Digest), Bobby Humphrey (UPI, Pro Football Weekly, PFWA, College and Pro Football Newsweekly), David Treadwell (Football Digest), Doug Widell (College and Pro Football Newsweekly, Football Digest). Colorado Sports Hall of Fame Pro Athlete of the Year: Bobby Humphrey. Hartman Award Winners: Bobby Humphrey, Dennis Smith, David Treadwell. Bob Peck Memorial Award (Most Inspirational Player): Marc Munford.

1988—Pro Bowl: Mike Horan. All-NFL: Mike Horan (AP, PFWA, The Sporting News, College and Pro Football Newsweekly, Sports Illustrated, World Almanac-second team). All-AFC: Mike Horan (UPI, Football News), NFL All-Rookie: Gerald Perry (UPI, Football Digest). Hartman Award Winners: John Elway and Sammy Winder, Simon Fletcher, Ken Bell. Bob Peck Memorial Award (Most Inspirational Player): Keith Bishop and Billy Bryan.

1987—Pro Bowl: Keith Bishop, John Elway, Karl Mecklenburg. All-NFL: Keith Bishop (Sports Illustrated, NEA-second team), John Elway (The Sporting News, NEA, AP-second team), Karl Mecklenburg (NEA, AP-second team). All-AFC: Keith Bishop (UPI-second team), John Elway (UPI, Pro Football Weekly, Football News), Rulon Jones (UPI-second team), Karl Mecklenburg (UPI, Pro Football Weekly, Football News). NFL Most Valuable Player: John Elway (AP). AFC Most Valuable Player: John Elway (NFLPA). AFC Player of the Year: John Elway (Football News). AFC Offensive Player of the Year: John Elway (UPI, Kansas City 101 Club). NFL All-Rookie: Ricky Nattiel (UPI, College and Pro Football Newsweekly, Football Digest, PFWA, Pro Football Weekly). Hartman Award Winners: John Elway, Karl Mecklenburg, Ken Bell. Bob Peck Memorial Award (Most Inspirational Player): Keith Bishop.

1986—Pro Bowl: Keith Bishop, John Elway, Rulon Jones, Karl Mecklenburg, Dennis Smith, Sammy Winder. All-NFL: John Elway (AP-honorable mention), Keith Bishop (AP-honorable mention), Mike Harden (AP-honorable mention), Rulon Jones (AP, Pro Football Weekly, Sports Illustrated, PFWA, The Sporting News, Football News, Football Digest, NEA-second team), Karl Mecklenburg (AP, Pro Football Weekly, Sports Illustrated, PFWA, The Sporting News, Football News, Football Digest, NEA), Dennis Smith (AP-honorable mention, Football News-second team, NEA). All-AFC: Keith Bishop (UPI-second team, Football News), John Elway (UPI-second team), Rulon Jones (UPI, Pro Football Weekly, Football News), Karl Mecklenburg (UPI, Pro Football Weekly, Football News), Dennis Smith (Pro Football Weekly), Gerald Wilhite (UPI-second team). AFC Defensive Player of the Year: Rulon Jones (UPI). AFC Player of the Year: Karl Mecklenburg (Football News). Colorado Sports Hall of Fame King of the Hill award: John Elway. Seattle Gold Helmet Award (Professional Football Player of the Year): John Elway. Hartman Award Winners: John Elway, Mike Harden, Darren Comeaux. Bob Peck Memorial Award (Most Inspirational Player): Tom Jackson.

1985—Pro Bowl: Rulon Jones, Karl Mecklenburg, Dennis Smith, Louis Wright. All-NFL: John Elway (AP-honorable mention), Rulon Jones (AP-2nd team, The Sporting News, Sports Illustrated), Karl Mecklenburg (AP, Sports Illustrated, PFWA, The Football News, NEA), Dennis Smith (AP-honorable mention), Louis Wright (AP-honorable mention). All-AFC: Rulon Jones (UPI), Karl Mecklenburg (UPI), Dennis Smith (UPI-2nd team), Louis Wright (UPI). Hartman Award Winners: John Elway, Rulon Jones, Daniel Hunter. Bob Peck Memorial Award (Most Inspirational Player): Tom Jackson.

1984—Pro Bowl: Sammy Winder. All-NFL: Tom Jackson (CPFW-2nd team), Dennis Smith (Pro Football Weekly, CPFW-2nd team), Louis Wright (The Sporting News, Sports Illustrated, Pro Football Weekly, NEA-2nd team, CPFW-2nd team). All-AFC: Tom Jackson (Pro Football Weekly, UPI 2nd team), Dennis Smith (Pro Football Weekly, UPI-2nd team), Sammy Winder (UPI-2nd team), Louis Wright (Pro Football Weekly, UPI-2nd team). All-Rookie: Winford Hood (UPI), Clarence Kay (PFWA, Pro Football Weekly). Colorado Sports Hall of Fame Pro Athlete of the Year: Tom Jackson. Hartman Award Winners: Steve Watson, Louis Wright, Ken Woodward. Bob Peck Memorial Award (Most Inspirational Player): Tom Jackson. Coach of the Year: Dan Reeves (NFL-Sports Illustrated, Pro Football Weekly, College and Pro Football Newsweekly). AFC-Kansas City 101 Club, Football News.)

1983—Pro Bowl: Randy Gradishar, Louis Wright (DNP). All-NFL: Randy Gradishar (AP-2nd team), Louis Wright (NEA, CPFW-2nd team). All-AFC: Randy Gradishar (UPI-2nd team). Hartman Award Winners: Steve Watson, Randy Gradishar, Ken Woodward. Bob Peck Memorial Award (Most Inspirational Player): Tom Jackson.

1982—Pro Bowl: Randy Gradishar, Luke Prestridge, Rick Upchurch. All-NFL: Randy Gradishar (Football Digest), Luke Prestridge (AP, Football Digest), Rick Upchurch (AP, Football Digest). All-AFC: Randy Gradishar (UPI), Luke Prestridge (UPI). Hartman Award Winners: Billy Bryan, Louis Wright, Rick Upchurch and Rob Lytle. Bob Peck Memorial Award (Most Inspirational Player): Tom Jackson.

ALL TIME HONORS (Continued)

1981—Pro Bowl: Randy Gradishar, Bob Swenson, Billy Thompson, Steve Watson. All-NFL: Bob Swenson (AP, NEA, The Sporting News), Randy Gradishar (AP-2nd team, NEA-2nd team, Pro Football Weekly, The Sporting News). All-AFC: Randy Gradishar (UPI), Billy Thompson (UPI), Steve Watson (UPI), Bob Swenson (UPI-2nd team), Louis Wright (UPI-2nd team). Hartman Award Winners: Steve Watson, Bob Swenson, Jim Ryan. Bob Peck Memorial Award (Most Inspirational Player): Tom Jackson.

1980—All NFL: Randy Gradishar (The Sporting News), Fred Steinfort (Pro Football Weekly, The Sporting News). All-AFC: Fred Steinfort (UPI). Pro Football Weekly Golden Toe Award: Fred Steinfort. Hartman Award Winners: Bill Bryan, Randy Gradishar, Fred Steinfort.

1979—Pro Bowl: Randy Gradishar, Tom Jackson, Rick Upchurch, Louis Wright. All-NFL: Randy Gradishar (PFWA, Pro Football Weekly, AP-2nd team), Rick Upchurch (PFWA, Pro Football Weekly, AP-2nd team), Louis Wright (AP, NEA, PFWA, Pro Football Weekly). All-AFC: Randy Gradishar (Pro Football Weekly, The Sporting News, UPI-2nd team), Bob Swenson (UPI-2nd team), Bill Thompson (UPI), Rick Upchurch (Pro Football Weekly), Louis Wright (UPI, Pro Football Weekly, The Sporting News). Hartman Award Winners: Craig Morton, Bob Swenson, Larry Canada.

1978—Pro Bowl: Lyle Alzado, Randy Gradishar, Tom Jackson, Riley Odoms, Bill Thompson, Rick Upchurch, Louis Wright. All-NFL: Lyle Alzado (AP), Randy Gradishar (AP, PFWA, PFW, NEA), Tom Jackson (AP), Rick Upchurch (AP, PFWA, PFW), Louis Wright (AP, PFWA, PFW, NEA). All-AFC: Lyle Alzado (UPI, PFW, TSN), Steve Foley (UPI), Randy Gradishar (UPI, PFW, TSN), Tom Jackson (UPI), Bill Thompson (UPI, PFW, TSN), Rick Upchurch (PFW), Louis Wright (UPI, PFW, TSN). NFL Defensive Player of the Year: Randy Gradishar (AP, PFW, NEA). AFC Defensive Player of the Year: Randy Gradishar (UPI, Kansas City 101 Club). Colorado Sports Hall of Fame Pro Athlete of the Year: Randy Gradishar. Hartman Award Winners: Riley Odoms, Randy Gradishar, Maurice Harvey.

1977—Pro Bowl: Lyle Alzado, Randy Gradishar, Tom Jackson, Billy Thompson, Louis Wright. All-NFL: Lyle Alzado (AP, UPI, PFW), Randy Gradishar (AP, UPI, PFW), Tom Jackson (AP, UPI, PFW), Billy Thompson (AP). All-AFC: Louis Wright (PFW), Billy Thompson (PFW). AFC Defensive Player of the Year: Lyle Alzado (Kansas City 101 Club). Colorado Sports Hall of Fame Pro Athlete of the Year: Craig Morton. Hartman Award Winners: Craig Morton, Tom Jackson, Rick Upchurch. NFL Coach of the Year: Red Miller (AP, UPI, PFW, TSN, Football Digest, Washington Touchdown Club, Kansas City 101 Club, Columbus Touchdown Club).

1976—Pro Bowl: Rich Upchurch, Otis Armstrong. All-NFL: Rick Upchurch. Hartman Award Winners: Riley Odoms, Tom Jackson, Rick Upchurch.

1975—Pro Bowl: Randy Gradishar, Riley Odoms. All-Pro: Riley Odoms. Hartman Award Winners: Bobby Maples, Lyle Alzado, Jim Turner.

1974—Pro Bowl: Otis Armstrong, Riley Odoms. All-Pro: Riley Odoms, Otis Armstrong. Hartman Award Winners: Otis Armstrong, Tom Jackson, Ken Criter.

1973—Pro Bowl: Floyd Little, Haven Moses, Paul Smith, Riley Odoms. All-Pro: Riley Odoms. Hartman Award Winners: Charley Johnson, Paul Smith. Colorado Sports Hall of Fame Pro Athlete of the Year: Paul Smith. AFC Coach of the Year: John Ralston (AP, UPI, PFWA, Kansas City 101 Club).

1972—Pro Bowl: Floyd Little, Paul Smith, Colorado Sports Hall of Fame Pro Athlete of the Year: Floyd Little.

1971—Pro Bowl: Floyd Little, Rich Jackson.

1970—Pro Bowl: Rich Jackson, All-Pro: Rich Jackson. Colorado Sports Hall of Fame Pro Athlete of the Year: Rich Jackson.

1969—All-AFL: Floyd Little, Rich Jackson. AFL All-Star Game: Rich Jackson, Al Denson, Mike Current, George Goeddeke, Floyd Little, Dave Costa.

1968—All-AFL: Rich Jackson. AFL All-Star Game: Floyd Little, Dave Costa, Rich Jackson.

1967—AFL All-Star Game: Al Denson, Larry Kaminski, Dave Costa, Nemiah Wilson.

1966—All-AFL: Bob Scarpitto. AFL All-Star Game: Bob Scarpitto, Jerry Sturm, Goose Gonsoulin, John Bramlett.

1965—All-AFL: Cookie Gilchrist, Lionel Taylor, Eldon Danenhauer. AFL All-Star Game: Eldon Danenhauer, Cookie Gilchrist.

1964—All-AFL: Willie Brown, AFL All-Star Game: Willie Brown, Jerry Sturm, Goose Gonsoulin, Jim Fraser.

1963—All-AFL: Goose Gonsoulin. AFL All-Star Game: Bud McFadin, Goose Gonsoulin.

1962—All-AFL: Bud McFadin, Goose Gonsoulin, Eldon Danenhauer, Bob Zeman, AFL All-Star Game: Eldon Danenhauer, Bud McFadin, Gene Mingo, Bob Zeman, Goose Gonsoulin, Jim Fraser, Lionel Taylor, Frank Tripucka. AFL Coach of the Year: Jack Faulkner (AP UPI).

1961—All-AFL: Lionel Taylor, Bud McFadin. AFL All-Star Game: Bud McFadin, Ken Adamson, Goose Gonsoulin, Don Stone.

1960—All-AFL: Lionel Taylor, Bud McFadin, Goose Gonsoulin.

ALL-TIME SCORES

REGULAR SEASON RESULTS

1960

Coach: Frank Filchok	4-9-1	Attend.
13 At Boston	10	21,597
27 At Buffalo	21	15,229
24 At New York	28	20,462
31 Oakland	14	18,372
19 Los Angeles	23	19,141
31 Boston	24	12,683
14 Dallas	17	13,002
25 Houston	45	14,489
7 At Dallas	34	21,000
10 At Houston	20	20,778
38 Buffalo	38	7,785
27 New York	30	5,861
33 At Los Angeles	41	9,928
10 At Oakland	48	7,000

1961

Coach: Frank Filchok	3-11-0	Attend.
22 At Buffalo	10	16,636
17 At Boston	45	14,479
28 At New York	35	14,381
19 At Oakland	33	8,361
12 Dallas	19	14,500
27 Oakland	24	11,129
27 New York	10	12,508
0 At San Diego	37	32,584
10 Houston	55	11,564
16 San Diego	19	7,859
10 Buffalo	23	7,645
14 At Houston	45	27,874
24 Boston	28	9,303
21 At Dallas	49	8,000

1962

Coach: Jack Faulkner	7-7-0	Attend.
30 San Diego	21	28,000
23 At Buffalo	20	30,577
16 At Boston	41	21,038
32 At New York	10	17,213
44 Oakland	7	22,452
23 At Oakland	6	7,000
20 Houston	10	34,496
38 Buffalo	45	26,051
23 At San Diego	20	20,827
29 Boston	33	28,187
3 Dallas	24	23,523
45 New York	46	15,776
17 At Houston	34	30,650
10 At Dallas	17	19,137

1963

Coach: Jack Faulkner	2-11-1	Attend.
7 Kansas City	59	21,115
14 At Houston	20	23,047
14 Boston	10	18,636
50 San Diego	34	19,137
24 Houston	33	24,896
0 At Boston	40	25,418
35 At New York	35	22,553
28 Buffalo	30	19,424
17 At Buffalo	27	30,989
9 New York	14	14,247
10 Oakland	26	14,763
21 At Kansas City	52	17,433
31 At Oakland	35	15,223
20 At San Diego	58	31,312

1964

Coach: Jack Faulkner (4 games) and Mac Speedie (10 games)	2-11-1	Attend.
6 At New York	30	45,665
13 At Buffalo	30	25,141
17 Houston	38	22,155
10 Boston	39	17,851
33 Kansas City	27	16,885
14 At San Diego	42	23,242
7 At Oakland	40	16,825
39 At Kansas City	49	15,053
20 San Diego	31	19,670
20 New York	16	11,309
7 At Boston	12	24,979
20 Oakland	20	15,958
19 Buffalo	30	14,431
15 At Houston	34	15,839

1965

Coach: Mac Speedie	4-10-0	Attend.
31 At San Diego	34	27,022
15 Buffalo	30	30,656
27 At Boston	10	26,782
16 New York	13	34,988
23 Kansas City	31	31,001
28 Houston	17	32,492
13 At Buffalo	31	45,046
10 At New York	45	55,572
21 San Diego	35	33,073
31 At Houston	21	28,126
20 Oakland	28	30,369
13 At Oakland	24	19,023
20 Boston	28	27,207
35 At Kansas City	45	14,421

1966

Coach: Mac Speedie (2 games) and Ray Malavasi (12 games)	4-10-0	Attend.
7 At Houston	45	30,156
10 Boston	24	25,160
7 New York	16	28,770
40 Houston	38	27,203
10 At Kansas City	37	33,929
7 At Miami	24	23,393
10 Kansas City	56	26,196
17 At San Diego	24	25,819
17 At Boston	10	18,154
3 Oakland	17	26,703
20 San Diego	17	24,860
17 Miami	7	33,306
10 At Oakland	28	31,765
21 At Buffalo	38	40,583

1967

Coach: Lou Saban	3-11-0	Attend.
26 Boston	21	35,488
0 At Oakland	51	25,423
21 At Miami	35	29,381
24 New York	38	35,565
6 At Houston	10	21,798
16 Buffalo	17	35,188
21 San Diego	33	34,465
9 At Kansas City	52	44,002
17 Oakland	21	29,043
18 Houston	20	30,392
21 At Buffalo	20	30,891
20 At San Diego	24	34,586
33 At New York	24	61,615
24 Kansas City	38	31,660

REGULAR SEASON RESULTS

1968

Coach: Lou Saban	5-9-0	Attend.
10 At Cincinnati	24	25,049
2 At Kansas City	34	45,821
17 Boston	20	37,024
10 Cincinnati	7	41,257
21 At New York	13	62,052
24 At San Diego	55	42,953
21 Miami	14	44,115
35 At Boston	14	18,304
7 Oakland	43	50,002
17 At Houston	38	36,075
34 Buffalo	32	35,201
23 San Diego	47	35,312
27 At Oakland	33	47,754
7 Kansas City	30	38,463

1969

Coach: Lou Saban	5-8-1	Attend.
26 Boston	21	35,488
21 New York	19	50,583
28 At Buffalo	41	40,302
13 Kansas City	26	50,564
14 Oakland	24	49,511
30 At Cincinnati	23	27,920
21 At Houston	24	45,348
13 San Diego	0	45,511
10 At Oakland	41	54,416
20 Houston	20	45,002
24 At San Diego	45	34,664
17 At Kansas City	31	48,773
24 At Miami	27	25,332
27 Cincinnati	16	42,196

1970

Coach: Lou Saban	5-8-1	Attend.
25 At Buffalo	10	34,882
16 Pittsburgh	13	50,705
26 Kansas City	13	50,705
23 At Oakland	35	54,436
24 Atlanta	10	50,705
14 At San Francisco	19	39,515
3 Washington	19	50,705
21 At San Diego	24	48,327
19 Oakland	24	50,959
31 At New Orleans	6	66,837
21 At Houston	31	35,733
0 At Kansas City	16	50,454
17 San Diego	17	50,959
13 Cleveland	27	51,001

1971

Coach: Lou Saban (9 games) and Jerry Smith (5 games)	4-9-1	Attend.
10 Miami	10	51,200
13 At G. Bay (Milw.)	34	47,957
3 Kansas City	16	51,200
16 Oakland	27	51,200
20 San Diego	16	51,200
27 At Cleveland	0	75,674
16 At Philadelphia	17	65,358
20 Detroit	24	51,200
10 Cincinnati	24	51,200
10 At Kansas City	28	49,945
22 At Pittsburgh	10	39,710
6 Chicago	3	51,200
17 At San Diego	45	44,347
13 At Oakland	21	54,651

1972

Coach: John Ralston	5-9-0	Attend.
30 Houston	17	51,656
14 At San Diego	37	49,048
24 Kansas City	45	51,656
10 At Cincinnati	21	55,812
20 Minnesota	23	51,656
30 At Oakland	23	53,551
20 Cleveland	27	51,656
17 At N.Y. Giants	29	62,689
16 At Los Angeles	10	65,398
20 Oakland	37	51,656
20 At Atlanta	23	58,850
21 At Kansas City	24	66,725
38 San Diego	13	51,473
45 New England	21	51,656

1973

Coach: John Ralston	7-5-2	Attend.
28 Cincinnati	10	49,059
34 San Francisco	36	50,966
14 Chicago	33	51,159
14 At Kansas City	16	71,414
48 At Houston	20	32,801
23 Oakland	23	51,270
40 At N.Y. Jets	28	55,108
17 At St. Louis	17	46,567
30 San Diego	19	51,034
23 At Pittsburgh	13	48,580
14 Kansas City	10	51,331
10 Dallas	22	51,508
42 At San Diego	28	44,954
17 At Oakland	21	51,910

1974

Coach: John Ralston	7-6-1	Attend.
10 Los Angeles	17	51,121
35 Pittsburgh (OT)	35	51,068
3 At Washington	30	54,395
17 At Kansas City	14	67,298
33 New Orleans	17	50,881
27 San Diego	7	50,928
21 At Cleveland	23	60,478
17 Oakland	28	45,946
17 At Baltimore	6	33,244
34 Kansas City	42	50,236
20 At Oakland	17	51,224
31 At Detroit	27	51,157
37 Houston	14	47,142
0 At San Diego	17	36,571

1975

Coach: John Ralston	6-8-0	Attend.
37 Kansas City	33	51,858
23 Green Bay	13	51,621
14 At Buffalo	38	79,864
9 At Pittsburgh	20	49,164
16 Cleveland	15	52,590
13 At Kansas City	26	70,043
17 Oakland	42	52,868
16 Cincinnati	17	49,919
27 At San Diego	17	26,048
21 At Atlanta	35	28,686
13 San Diego (OT)	10	46,802
10 At Oakland	17	51,075
25 Philadelphia	10	37,080
13 At Miami	14	43,064

REGULAR SEASON RESULTS

1976

Coch: John Ralston	9-5-0	Attend.
7 At Cincinnati	17	53,464
46 New York Jets	3	62,660
44 Cleveland	13	62,975
26 San Diego	0	63,369
3 At Houston	17	47,928
10 Oakland	17	63,431
35 At Kansas City	26	57,961
6 At Oakland	19	52,169
48 Tampa Bay	13	62,703
17 At San Diego	0	32,017
14 New York Giants	13	63,151
14 At New England	38	61,128
17 Kansas City	16	58,170
28 At Chicago	14	44,459

1977

Coch: Red Miller	12-2-0	Attend.
7 St. Louis	0	75,002
26 Buffalo	6	74,897
24 At Seattle	13	53,108
23 Kansas City	7	74,878
30 At Oakland	7	53,616
24 At Cincinnati	13	54,305
14 Oakland	24	75,007
21 Pittsburgh	7	74,967
17 At San Diego	14	45,211
14 At Kansas City	7	54,050
27 Baltimore	13	74,939
24 At Houston	14	46,875
17 San Diego	9	74,905
6 At Dallas	14	63,752

Playoffs

34 Pittsburgh	21	75,011
20 Oakland	17	74,982

Super Bowl XII

10 Dallas	27	76,400
-----------	----	--------

1978

Coch: Red Miller	10-6-0	Attend.
14 Oakland	6	74,904
9 At Minnesota (OT)	12	46,508
27 San Diego	14	74,983
23 At Kansas City (OT)	17	60,593
28 Seattle	7	74,989
0 At San Diego	23	50,077
16 Chicago	7	75,008
6 At Baltimore	7	54,057
20 At Seattle (OT)	17	62,948
28 New York Jets	31	74,983
19 At Cleveland	7	70,856
16 Green Bay	3	74,965
14 At Detroit	17	71,785
21 At Oakland	6	53,932
24 Kansas City	3	74,149
17 Pittsburgh	21	74,104

Playoffs

10 At Pittsburgh	33	48,921
------------------	----	--------

1979

Coch: Red Miller	10-6-0	Attend.
10 Cincinnati	0	74,788
9 Los Angeles	13	74,884
20 At Atlanta (OT)	17	57,677
37 Seattle	34	74,897
3 At Oakland	27	52,632
7 San Diego	0	74,997
24 At Kansas City	10	74,292
7 At Pittsburgh	42	49,699
20 Kansas City	3	74,908
10 New Orleans	3	74,482
45 New England	10	74,379
38 At San Francisco	28	42,910
10 Oakland	14	74,186
19 At Buffalo	16	37,886
23 At Seattle	28	60,038
7 At San Diego	17	51,906

Playoffs

7 At Houston	13	48,776
--------------	----	--------

1980

Coch: Red Miller	8-8-0	Attend.
6 At Philadelphia	27	70,307
41 Dallas	20	74,919
13 San Diego	30	74,970
14 At New England	23	59,602
19 At Cleveland	16	81,065
20 Washington	17	74,657
17 Kansas City	23	74,459
14 At N.Y. Giants	9	67,598
16 Houston	20	74,717
20 At San Diego	13	51,435
31 New York Jets	24	72,114
36 Seattle	20	73,274
3 At Oakland	9	51,583
14 At Kansas City	31	40,237
21 Oakland	24	73,974
25 At Seattle	17	51,853

1982

Coch: Dan Reeves	2-7-0	Attend.
3 San Diego	23	73,564
24 San Francisco	21	73,899
10 Seattle	17	73,916
20 At San Diego	30	47,629
27 Atlanta	34	73,984
27 At L.A. Rams	24	48,112
16 Kansas City	37	74,192
10 At L.A. Raiders	27	44,160
11 At Seattle	13	43,145

1983

Coch: Dan Reeves	9-7-0	Attend.
14 At Pittsburgh	10	58,233
17 At Baltimore	10	52,613
10 Philadelphia	13	74,202
7 L.A. Raiders	22	74,289
14 At Chicago	31	58,210
26 At Houston	14	44,209
24 Cincinnati	17	74,305
14 San Diego	6	74,581
27 Kansas City	24	74,640
19 At Seattle	27	64,785
20 At L.A. Raiders	22	51,945
38 Seattle	27	74,710
7 At San Diego	31	43,650
27 Cleveland	6	70,912
21 Baltimore	19	74,854
17 At Kansas City	48	11,377

Playoffs

7 At Seattle	31	60,752
--------------	----	--------

REGULAR SEASON RESULTS (Continued)

1984

Coch: Dan Reeves	13-3-0	Attend.
20 Cincinnati	17	74,178
0 At Chicago	27	54,335
24 At Cleveland	14	61,980
21 Kansas City	0	74,263
16 L.A. Raiders	13	74,833
28 At Detroit	7	55,836
17 Green Bay	14	62,546
37 At Buffalo	7	31,204
22 At L.A. Raiders (OT)	19	91,020
26 New England	19	74,908
16 At San Diego	13	53,162
42 Minnesota	21	74,716
24 Seattle	27	74,922
13 At Kansas City	16	38,494
16 San Diego	13	74,867
31 At Seattle	14	64,411

Playoffs

17 Pittsburgh	24	74,981
---------------	----	--------

1986

Coch: Dan Reeves	11-5-0	Attend.
38 L.A. Raiders	36	75,695
21 At Pittsburgh	10	57,305
33 At Philadelphia	7	63,839
27 New England	20	75,804
29 Dallas	14	76,082
31 At San Diego	14	60,368
10 At New York Jets	22	73,759
20 Seattle	13	76,089
21 At L.A. Raiders	10	90,153
3 San Diego	9	75,012
38 Kansas City	17	75,745
16 At New York Giants	19	75,116
34 Cincinnati	28	58,705
10 At Kansas City	37	47,019
31 Washington	30	75,905
16 At Seattle	41	63,697

Playoffs

22 New England	17	76,105
23 At Cleveland (OT)	20	79,915

Super Bowl XXI

20 New York Giants	39	101,063
--------------------	----	---------

1988

Coch: Dan Reeves	8-8-0	Attend.
14 Seattle	21	75,986
34 San Diego	3	75,359
13 At Kansas City	20	63,268
27 L.A. Raiders (OT)	30	75,964
12 At San Diego	0	55,763
16 At San Francisco (OT)	13	61,711
30 Atlanta	14	75,287
21 At Pittsburgh	39	49,811
23 At Indianapolis	55	60,544
17 Kansas City	11	74,227
30 Cleveland	7	75,806
0 At New Orleans	42	68,075
35 L.A. Rams	24	74,141
20 At L.A. Raiders	21	65,561
14 At Seattle	42	62,838
21 New England	10	70,910

1985

Coch: Dan Reeves	11-5-0	Attend.
16 At L.A. Rams	20	52,522
34 New Orleans	23	74,488
44 At Atlanta	28	37,903
26 Miami	30	73,614
31 Houston	20	74,699
15 At Indianapolis	10	60,621
13 Seattle (OT)	10	74,899
30 At Kansas City	10	68,248
10 At San Diego	30	57,312
17 San Francisco	16	73,173
30 San Diego (OT)	24	74,376
28 At L.A. Raiders (OT)	31	63,161
31 At Pittsburgh	23	56,797
14 L.A. Raiders (OT)	17	75,042
14 Kansas City	13	69,209
27 At Seattle	24	56,283

1987

Coch: Dan Reeves	10-4-1	Attend.
40 Seattle	17	75,999
17 At Green Bay (Milw.) (OT)	17	50,624
10 Houston	40	38,494
30 L.A. Raiders	14	61,230
26 At Kansas City	17	20,296
27 At Minnesota	34	51,011
34 Detroit	0	75,172
14 At Buffalo	21	63,698
31 Chicago	29	75,783
23 At L.A. Raiders	17	61,318
31 At San Diego	17	61,880
31 New England	20	75,795
21 At Seattle	28	61,759
20 Kansas City	17	75,053
24 San Diego	0	21,189

Playoffs

34 Houston	10	75,968
38 Cleveland	33	75,993

Super Bowl XXII

10 Washington	42	73,302
---------------	----	--------

1989

Coch: Dan Reeves	11-5-0	Attend.
34 Kansas City	20	74,284
28 At Buffalo	14	78,176
31 L.A. Raiders	21	75,754
13 At Cleveland	16	78,637
16 San Diego	10	75,222
14 Indianapolis	3	74,680
24 At Seattle (OT)	21	62,353
34 Philadelphia	28	75,065
34 Pittsburgh	7	74,739
16 At Kansas City	13	76,245
14 At Washington	10	52,975
41 Seattle	14	75,117
13 At L.A. Raiders (OT)	16	87,560
7 N.Y. Giants	14	63,283
37 At Phoenix	0	56,071
16 At San Diego	19	50,524

Playoffs

24 Pittsburgh	23	75,868
37 Cleveland	21	76,005

Super Bowl XXIV

10 San Francisco	55	72,919
------------------	----	--------

ALL-TIME PRE-SEASON RESULTS

1960 (0-5)	1961 (1-4)
6 Boston 43 (Providence, R.I.)	13 At Dallas 31 (Midland, Tex.)
14 Buffalo 31 (Rochester)	48 Oakland 21 (Spokane)
3 At Houston 42	27 At Dallas 29 (Ft. Worth)
0 Dallas 48 (Little Rock)	10 Houston 42 (Mobile)
30 At Los Angeles 36	12 At Oakland 49
1962 (2-2)	1963 (2-3)
17 Houston 33 (Atlanta)	27 Houston 10
24 At San Diego 31	10 At Oakland 35
27 At Dallas 24	31 San Diego 25
41 At Oakland 12 (Stockton, CA)	16 At Kansas City 30
	14 Buffalo 21 (Winston-Salem)
1964 (2-3)	1965 (1-4)
20 At San Diego 34	24 Kansas City 30
7 Oakland 20	27 Oakland 17 (Salt Lake City)
32 At Houston 20	6 San Diego 21
10 Kansas City 14 (Ft. Worth)	3 Houston 25 (San Antonio)
28 Boston 17	20 Oakland 30 (Sacramento)
1966 (1-3)	1967 (3-1)
30 Kansas City 32	2 Miami 19 (Akron)
3 At Buffalo 25	13 Detroit 7
28 Miami 16 (Memphis)	14 Minnesota 9
21 Oakland 52	21 Oakland 17 (N. Platte, Neb.)
1968 (2-3)	1969 (1-4)
15 Cincinnati 13	6 At Minnesota 26
16 Minnesota 39	22 New Orleans 28
6 San Francisco 22	19 San Francisco 15
6 San Diego 3 (San Antonio)	10 Boston 26 (Jacksonville)
7 Oakland 23 (Portland)	11 At Cincinnati 13
1970 (3-2)	1971 (1-4)
26 St. Louis 16	13 Washington 17
7 Baltimore 24	10 Atlanta 27 (Memphis)
7 S. Francisco 23 (Eugene, Ore.)	17 San Francisco 33 (Spokane)
30 Chicago 17	14 Minnesota 7
16 Boston 14 (Salt Lake City)	17 At Chicago 33
1972 (2-3)	1973 (2-3)
0 At Washington 41	10 At Washington 14
13 At St. Louis 17	38 St. Louis 17
27 At San Francisco 24	7 At San Francisco 43
49 New England 24	16 Buffalo 14
13 Baltimore 20	10 Baltimore 17
1974 (4-2)	1975 (3-3)
19 New York Jets 41	20 Baltimore 23
27 Minnesota 21	21 At New Orleans 24
10 At San Francisco 3	27 Houston 21
31 At Green Bay 21	13 At Chicago 0
27 New England 21 (At Spokane)	10 At San Francisco 44
14 Atlanta 20	21 St. Louis 17
1976 (5-2)	1977 (5-1)
10 Detroit 7 (Hall of Fame Game at Canton, Ohio)	14 Baltimore 8
14 Chicago 15	15 St. Louis 7
7 At San Francisco 17	10 At Atlanta 2
13 At Dallas 9	24 At Philadelphia 28
52 Seattle 7	27 At Seattle 10
21 At St. Louis 17	20 At San Francisco 0
30 Minnesota 17	
1978 (2-2)	1979
17 At Houston 12	6 At Dallas 7
14 Dallas 21	13 Washington 6
23 At Buffalo 13	21 At San Francisco 0
13 San Francisco 24	20 New England 17 (OT)

ALL-TIME PRE-SEASON RESULTS (Continued)

1980 (2-2)	1981 (2-2)
17 Cincinnati 6	7 New York Jets 33
6 At New York Giants 9	14 At Miami 24
13 Los Angeles 26	17 Green Bay 7
38 At Green Bay 0	24 At Cincinnati 20
1982 (4-0)	1983 (3-1)
33 At Los Angeles Rams 20	10 Seattle 7
17 Miami 14	21 Atlanta 10
27 Minnesota 17	19 Cleveland 10
20 At New York Jets 13	3 At Minnesota 34
1984 (3-1)	1985 (2-2)
13 Washington 16	20 N.Y. Giants 30
21 San Francisco 20	20 At San Francisco 13
31 Indianapolis 0	20 Indianapolis 3
24 At Atlanta 13	9 Minnesota 13
1986 (2-2)	1987 (3-2)
7 New Orleans 10	27 L.A. Rams 28 (London)
27 At Minnesota 29	20 Green Bay 14 (Phoenix)
14 San Francisco 9	31 Miami 28
19 Los Angeles Rams 10	24 at L.A. Rams 20
	17 Minnesota 27
1988 (3-1)	1989 (2-2)
40 at L.A. Rams 31	17 L.A. Rams 13
34 San Francisco 24	17 at San Francisco 35
13 at Miami 16	24 Dallas 21 (OT)
21 Indianapolis 20	34 at Indianapolis 38

REGULAR SEASON SERIES RECORDS

ATLANTA FALCONS

1970—At Den 24, Atl 10
 1972—At Atl 23, Den 20
 1975—At Atl 35, Den 21
 1979—Den 20, At Atl 17 (OT)
 1982—Atl 34, At Den 27
 1985—Den 44, At Atl 28
 1988—At Den 30, Atl 14
 (Broncos 4, Falcons 3)

BUFFALO BILLS

1960—Den 27, At Buf 21
 1960—At Den 38, Buf 38 (tie)
 1961—Den 22, At Buf 10
 1961—Buf 23, At Den 10
 1962—Den 23, At Buf 20
 1962—Buf 45, At Den 38
 1963—Buf 30, At Den 28
 1963—At Buf 27, Den 17
 1964—At Buf 30, Den 13
 1964—Buf 30, At Den 19
 1965—Buf 30, At Den 15
 1965—At Buf 31, Den 13
 1966—At Buf 38, Den 21
 1967—Buf 17, At Den 16
 1967—Den 21, At Buf 20
 1968—At Den 34, Buf 32
 1969—At Buf 41, Den 28
 1970—Den 25, At Buf 10
 1975—At Buf 38, Den 14
 1977—At Den 26, Buf 6
 1979—Den 19, At Buf 16
 1981—At Buf 9, Den 7
 1984—Den 37, At Buf 7
 1987—At Buf 21, Den 14
 1989—Den 28, At Buf 21
 (Broncos 10, Bills 14, 1 tie)

CHICAGO BEARS

1971—At Den 6, Chi 3
 1973—Chi 33, At Den 14

1976—Den 28, At Chi 14
 1978—At Den 16, Chi 7
 1981—At Chi 35, Den 24
 1983—At Chi 31, Den 14
 1984—At Chi 27, Den 0
 1986—At Den 31, Chi 29
 (Broncos 4, Bears 4)

CINCINNATI BENGALS

1968—At Cin 24, Den 10
 1968—At Den 10, Cin 7
 1969—Den 30, At Cin 23
 1969—At Den 27, Cin 16
 1971—Cin 24, At Den 10
 1972—At Cin 21, Den 10
 1973—At Den 28, Cin 10
 1975—Cin 17, At Den 16
 1976—At Cin 17, Den 7
 1977—Den 24, At Cin 13
 1979—At Den 10, Cin 0
 1981—At Cin 38, Den 21
 1983—At Den 24, Cin 17
 1984—At Den 20, Cin 17
 1986—At Den 34, Cin 28
 (Broncos 9, Bengals 6)

CLEVELAND BROWNS

1970—Cle 27, At Den 13
 1971—Den 27, At Cle 0
 1972—Cle 27, At Den 20
 1974—At Cle 23, Den 21
 1975—At Den 16, Cle 15
 1976—At Den 44, Cle 13
 1978—Den 19, At Cle 7
 1980—Den 19, At Cle 16
 1981—At Den 23, Cle 20 (OT)
 1983—At Den 27, Cle 6
 1984—Den 24, At Cle 14
 1988—At Den 30, Cle 7
 1989—At Cle 16, Den 13
 (Broncos 9, Browns 4)

SERIES RECORDS (Continued)

DALLAS COWBOYS

1973—Dal 22, At Den 10
1977—At Dal 14, Den 6
1980—At Den 41, Dal 20
1986—At Den 29, Dal 14
(Broncos 2, Cowboys 2)

DETROIT LIONS

1971—Det 24, At Den 20
1974—Den 31, At Det 27
1978—At Det 17, Den 14
1981—At Den 27, Det 21
1984—Den 28, At Det 7
1987—At Den 34, Det 0
(Broncos 4, Lions 2)

GREEN BAY PACKERS

1971—At GB 34, Den 13 (Milw.)
1975—At Den 23, GB 13
1978—At Den 16, GB 3
1984—At Den 17, GB 14
1987—At GB 17, Den 17 (OT) (Milw.)
(Broncos 3, Packers 1, 1 tie)

HOUSTON OILERS

1960—Hou 45, At Den 25
1960—At Hou 20, Den 10
1961—Hou 55, At Den 14
1961—At Hou 45, Den 14
1962—At Den 20, Hou 10
1962—At Hou 34, Den 17
1963—At Hou 20, Den 14
1963—Hou 33, At Den 24
1964—Hou 38, At Den 17
1964—At Hou 34, Den 15
1965—At Den 28, Hou 17
1965—Den 31, At Hou 21
1966—At Hou 45, Den 7
1966—At Den 40, Hou 38
1967—At Hou 10, Den 6
1967—Hou 20, At Den 18
1968—At Hou 38, Den 17
1969—At Hou 24, Den 21
1969—At Den 20, Hou 20
1970—At Hou 31, Den 21
1972—At Den 30, Hou 17
1973—Den 48, At Hou 20
1974—At Den 37, Hou 14
1976—At Hou 17, Den 3
1977—Den 24, At Hou 14
1980—Hou 20, At Den 16
1983—Den 26, At Hou 14
1985—At Den 31, Hou 20
1987—Hou 40, At Den 10
(Broncos 10, Oilers 18, 1 tie)

INDIANAPOLIS COLTS

(Baltimore Colts 1953-83)

1974—Den 17, At Bal 6
1977—At Den 27, Bal 13
1978—At Bal 7, Den 6
1981—At Den 28, Bal 10
1983—Den 17, At Bal 10
1983—At Den 21, Bal 19
1985—Den 15, At Ind 10
1988—At Ind 55, Den 23
1989—At Den 14, Ind 3
(Broncos 7, Colts 2)

KANSAS CITY CHIEFS

(Dallas Texans 1960-62)

1960—Dal 17, At Den 14
1960—At Dal 34, Den 7
1961—Dal 19, At Den 12
1961—At Dal 49, Den 21
1962—Dal 24, At Den 3
1962—At Dal 17, Den 10

1963—KC 59, At Den 7
1963—At KC 52, Den 21
1964—At Den 33, KC 27
1964—At KC 49, Den 39
1965—KC 31, At Den 23
1965—At KC 45, Den 35
1966—At KC 37, Den 10
1966—KC 56, At Den 10
1967—At KC 52, Den 9
1967—KC 38, At Den 24
1968—At KC 34, Den 2
1968—KC 30, At Den 7
1969—KC 26, At Den 13
1969—At KC 31, Den 17
1970—At Den 26, KC 13
1970—At KC 16, Den 0
1971—KC 16, At Den 3
1971—At KC 28, Den 10
1972—KC 45, At Den 24
1972—At KC 24, Den 21
1973—At KC 16, Den 14
1973—At Den 14, KC 10
1974—Den 17, At KC 14
1974—KC 42, At Den 34
1975—At Den 37, KC 33
1975—At KC 26, Den 13
1976—Den 35, At KC 26
1976—At Den 17, KC 16
1977—At Den 23, KC 7
1977—Den 14, At KC 7
1978—Den 23, At KC 17 (OT)
1978—At Den 24, KC 3
1979—Den 24, At KC 10
1979—At Den 20, KC 3
1980—KC 23, At Den 17
1980—At KC 31, Den 14
1981—At KC 28, Den 14
1981—At Den 16, KC 13
1982—KC 37, At Den 16
1983—At Den 27, KC 24
1983—At KC 48, Den 17
1984—At Den 21, KC 0
1984—At KC 16, Den 13
1985—Den 30, At KC 10
1985—At Den 14, KC 13
1986—At Den 38, KC 17
1986—At KC 37, Den 10
1987—Den 26, At KC 17
1987—At Den 20, KC 17
1988—At KC 20, Den 13
1988—At Den 17, KC 11
1989—At Den 34, KC 20
1989—Den 16, At KC 13
(Broncos 24, Chiefs 35)

LOS ANGELES RAIDERS

(Oakland Raiders 1960-81)

1960—At Den 31, Oak 14
1960—At Oak 48, Den 10
1961—At Oak 33, Den 19
1961—At Den 27, Oak 24
1962—At Den 44, Oak 7
1962—Den 23, At Oak 6
1963—Oak 26, At Den 10
1963—At Oak 35, Den 31
1964—At Oak 40, Den 7
1964—At Den 20, Oak 20
1965—Oak 28, At Den 20
1965—At Oak 24, Den 13
1966—Oak 17, At Den 3
1966—At Oak 28, Den 10
1967—At Oak 51, Den 0
1967—Oak 21, At Den 17
1968—Oak 43, At Den 7
1968—At Oak 33, Den 27
1969—Oak 24, At Den 14
1969—At Oak 41, Den 10

SERIES RECORDS (Continued)

1970—At Oak 35, Den 23
1970—Oak 24, At Den 19
1971—Oak 27, At Den 16
1971—At Oak 21, Den 13
1972—Den 30, At Oak 23
1972—Oak 37, At Den 20
1973—At Den 23, Oak 23
1973—At Oak 21, Den 17
1974—Oak 28, At Den 17
1974—Den 20, At Oak 17
1975—Oak 42, At Den 17
1975—At Oak 17, Den 10
1976—Oak 17, At Den 10
1976—At Oak 19, Den 3
1977—Den 30, At Oak 7
1977—Oak 24, At Den 14
1978—At Den 14, Oak 6
1978—Den 21, At Oak 6
1979—At Oak 27, Den 3
1979—Oak 14, At Den 10
1980—At Oak 9, Den 3
1980—Oak 24, At Den 21
1981—At Den 9, Oak 7
1981—Den 17, At Oak 0
1982—At LA 27, Den 10
1983—LA 22, At Den 7
1983—At LA 22, Den 20
1984—At Den 16, LA 13
1984—Den 22, At LA 19 (OT)
1985—At LA 31, Den 28 (OT)
1985—LA 17, At Den 14 (OT)
1986—At Den 38, LA 36
1986—Den 21, At LA 10
1987—At Den 30, LA 14
1987—Den 23, At LA 17
1988—LA 30, At Den 27 (OT)
1988—At LA 21, Den 20
1989—At Den 31, LA 21
1989—At LA 16, Den 13 (OT)
(Broncos 18, Raiders 39, 2 ties)

LOS ANGELES RAMS

1972—Den 16, At LA 10
1974—LA 17, At Den 10
1979—LA 13, At Den 9
1982—Den 27, At LA 24
1985—At LA 20, Den 16
1988—At Den 35, LA 24
(Broncos 3, Rams 3)

MIAMI DOLPHINS

1966—At Mia 24, Den 7
1966—At Den 17, Mia 7
1967—At Mia 35, Den 21
1968—At Den 21, Mia 14
1969—At Mia 27, Den 24
1971—At Den 10, Mia 10
1975—At Mia 14, Den 13
1985—Mia 30, At Den 26
(Broncos 2, Dolphins 5, 1 tie)

MINNESOTA VIKINGS

1972—Min 23, At Den 20
1978—At Min 12, Den 9 (OT)
1981—At Den 19, Min 17
1984—At Den 42, Min 21
1987—At Min 34, Den 27
(Broncos 2, Vikings 3)

NEW ENGLAND PATRIOTS

(Boston Patriots 1960-70)

1960—Den 13, At Bos 10
1960—At Den 31, Bos 24
1961—At Bos 45, Den 17
1961—Bos 28, At Den 24
1962—At Bos 41, Den 16
1962—Bos 33, At Den 29

1963—At Den 14, Bos 10
1963—At Bos 40, Den 21
1964—Bos 39, At Den 10
1964—At Bos 12, Den 7
1965—Den 27, At Bos 10
1965—Bos 28, At Den 20
1966—Bos 24, At Den 10
1966—Den 17, At Bos 10
1967—At Den 26, Bos 21
1968—Bos 20, At Den 17
1968—Den 35, At Bos 14
1969—At Den 35, Bos 7
1972—At Den 45, NE 21
1976—At NE 38, Den 14
1979—At Den 45, NE 10
1980—At NE 23, Den 14
1984—At Den 26, NE 19
1986—At Den 27, NE 20
1987—At Den 31, NE 20
1988—At Den 21, NE 10
(Broncos 14, Patriots 12)

NEW ORLEANS SAINTS

1970—Den 31, At NO 6
1974—At Den 33, NO 17
1979—At Den 10, NO 3
1985—At Den 34, NO 23
1988—At NO 42, Den 0
(Broncos 4, Saints 1)

NEW YORK GIANTS

1972—At NY 29, Den 17
1976—At Den 14, NY 13
1980—Den 14, At NY 9
1986—At NY 19, Den 16
1989—NY 14, At Den 7
(Broncos 2, Giants 3)

NEW YORK JETS

(New York Titans 1960-62)

1960—At NY 28, Den 24
1960—NY 30, At Den 27
1961—At NY 35, Den 28
1961—At Den 27, NY 10
1962—Den 32, At NY 10
1962—NY 46, At Den 45
1963—Den 35, NY 35
1963—NY 14, At Den 9
1964—At NY 30, Den 6
1964—At Den 20, NY 16
1965—At Den 16, NY 13
1965—At NY 45, Den 10
1966—NY 16, At Den 7
1967—NY 38, At Den 24
1967—Den 33, At NY 24
1968—Den 21, At NY 13
1969—At Den 21, NY 19
1973—Den 40, At NY 28
1976—At Den 46, NY 3
1978—NY 31, At Den 28
1980—At Den 31, NY 24
1986—At NY 22, Den 10
(Broncos 10, Jets 11, 1 tie)

PHILADELPHIA EAGLES

1971—At Phi 17, Den 16
1975—At Den 25, Phi 10
1980—At Phi 27, Den 6
1983—Phi 13, At Den 10
1986—Den 33, At Phi 7
1989—Phi 28, At Den 24
(Broncos 2, Eagles 4)

PHOENIX CARDINALS

(St. Louis Cardinals 1960-1987)

1973—Den 17, At SL 17
1977—At Den 7, SL 0

SERIES RECORDS (Continued)

1989—Den 37, At Phx 0
(Broncos 2, Cardinals 0, 1 tie)

PITTSBURGH STEELERS

1970—At Den 16, Pit 13
1971—Den 22, At Pit 10
1973—Den 23, At Pit 13
1974—At Den 35, Pit 35 (OT)
1975—At Pit 20, Den 9
1977—At Den 21, Pit 7
1978—Pit 21, At Den 17
1979—At Pit 42, Den 7
1983—Den 14, At Pit 10
1985—Den 31, At Pit 23
1986—Den 21, At Pit 10
1988—At Pit 39, Den 23
1989—At Den 34, Pit 7
(Broncos 8, Steelers 4, 1 tie)

SAN DIEGO CHARGERS (Los Angeles Chargers 1960)

1960—LA 23, At Den 19
1960—At LA 41, Den 33
1961—At SD 37, Den 0
1961—SD 19, At Den 16
1962—At Den 30, SD 21
1962—Den 23, At SD 20
1963—At Den 50, SD 34
1963—At SD 58, Den 20
1964—At SD 42, Den 14
1964—SD 31, At Den 20
1965—At SD 34, Den 31
1965—SD 35, At Den 21
1966—At SD 24, Den 17
1966—At Den 20, SD 17
1967—SD 38, At Den 21
1967—At SD 24, Den 20
1968—At SD 55, Den 24
1968—SD 47, At Den 23
1969—At Den 13, SD 0
1969—At SD 45, Den 24
1970—At SD 24, Den 21
1970—At Den 17, SD 17
1971—At Den 20, SD 16
1971—At SD 45, Den 17
1972—At SD 37, Den 14
1972—At Den 38, SD 13
1973—At Den 30, SD 19
1973—Den 42, At SD 28
1974—At Den 27, SD 7
1974—At SD 17, Den 0
1975—Den 27, At SD 17
1975—At Den 13, SD 10 (OT)
1976—At Den 26, SD 0
1976—Den 17, At SD 0
1977—Den 14, At SD 10
1977—At Den 17, SD 9
1978—At Den 27, SD 14
1978—At SD 23, Den 0
1979—At Den 7, SD 0
1979—At Den 7, Den 7
1980—SD 30, At Den 13
1980—Den 20, At SD 13
1981—At Den 42, SD 24
1981—At SD 34, Den 17
1982—SD 23, At Den 3

1982—At SD 30, Den 20
1983—At Den 14, SD 6
1983—At SD 31, Den 7
1984—At Den 16, SD 13
1984—Den 16, At SD 13
1985—At SD 30, Den 10
1985—At Den 30, SD 24 (OT)
1986—Den 31, At SD 14
1986—SD 9, At Den 3
1987—Den 31, At SD 17
1987—At Den 24, SD 0
1988—At Den 34, SD 3
1988—Den 12, At SD 0
1989—At Den 16, SD 10
1989—At SD 19, Den 16
(Broncos 30, Chargers 29, 1 tie)

SAN FRANCISCO 49ERS

1970—At SF 19, Den 14
1973—SF 36, At Den 34
1979—Den 38, At SF 28
1982—At Den 24, SF 21
1985—At Den 17, SF 16
1988—Den 16, At SF 13 (OT)
(Broncos 4, 49ers 2)

SEATTLE SEAHAWKS

1977—Den 24, At Sea 13
1978—At Den 28, Sea 7
1978—Den 20, At Sea 17 (OT)
1979—At Den 37, Sea 34
1979—At Sea 28, Den 23
1980—At Den 36, Sea 20
1980—Den 25, At Sea 17
1981—At Sea 13, Den 10
1981—At Den 23, Sea 13
1982—Sea 17, At Den 10
1982—At Sea 13, Den 11
1983—At Sea 27, Den 19
1983—At Den 38, Sea 27
1984—Sea 27, At Den 24
1984—Den 31, At Sea 14
1985—At Den 13, Sea 10 (OT)
1985—Den 27, At Sea 24
1986—At Den 20, Sea 13
1986—At Sea 41, Den 16
1987—At Den 40, Sea 17
1987—At Sea 28, Den 21
1988—Sea 21, At Den 14
1988—At Sea 42, Den 14
1989—Den 24, At Sea 21 (OT)
1989—At Den 41, Sea 14
(Broncos 15, Seahawks 10)

TAMPA BAY BUCCANEERS

1976—At Den 48, TB 13
1981—Den 24, At TB 7
(Broncos 2, Buccaneers 0)

WASHINGTON REDSKINS

1970—Was 19, At Den 3
1974—At Was 30, Den 3
1980—At Den 20, Was 17
1986—At Den 31, Was 30
1989—Den 14, At Was 10
(Broncos 3, Redskins 2)

Over the past 13 NFL seasons (1977-89), the Denver Broncos have:

- tied with Miami for the best regular season record in the NFL, 125-72-1 (.634).
- posted the NFL's top home record, 76-24-0 (.760).
- had the NFL's seventh best road record, 49-48-1 (.505)
- won the AFC Championship and played in the Super Bowl four times ('77, '86, '87, '89), more than any other team in the conference and tied with San Francisco for most conference titles in the League.
- won the AFC West title six times ('77, '78, '84, '86, '87, '89), more than any other team in the division.
- made the playoffs eight times ('77, '78, '79, '83, '84, '86, '87, '89) and barely missed out on postseason play twice despite records of 10-6-0 ('81) and 11-5-0 ('85).
- won 10 or more games in a season nine times, the most of any NFL club.
- had 10 winning seasons, tied with the Los Angeles Rams and New England for the most in the NFL.
- shared with Miami the distinction of having just one losing season, fewest among all NFL teams.

THE NFL 1977-89	W	L	T	Pct.
DENVER	125	72	1	.634
Miami	125	72	1	.634
Washington	124	74	0	.626
Chicago	118	80	0	.596
L.A. Raiders	118	80	0	.596
L.A. Rams	117	81	0	.591
Dallas	114	84	0	.576
San Francisco	113	84	1	.573
Pittsburgh	112	86	0	.566
New England	107	91	0	.541

DENVER BRONCOS MONDAY NIGHT GAMES

Overall record: 11-12-1
(Home team in caps)

Denver 14, WASHINGTON 10, Nov. 20, 1989
Denver 28, BUFFALO 14, Sept. 18, 1989
INDIANAPOLIS 55, Denver 23, Oct. 31, 1988
L.A. Raiders 30, DENVER 27 (OT), Sept. 26, 1988
DENVER 31, Chicago 29, Nov. 16, 1987
MINNESOTA 34, Denver 27, Oct. 26, 1987
DENVER 30, L.A. Raiders 14, Oct. 12, 1987
NEW YORK JETS 22, Denver 10, Oct. 20, 1986
Denver 21, PITTSBURGH 10, Sept. 15, 1986
DENVER 17, San Francisco 16, Nov. 11, 1985
DENVER 17, Green Bay, Oct. 15, 1984
DENVER 19, Minnesota 17, Nov. 2, 1981
OAKLAND 9, Denver 3, Dec. 1, 1980
DENVER 20, Washington 17, Oct. 13, 1980
NEW ENGLAND 23, Denver 14, Sept. 29, 1980
SAN DIEGO 17, Denver 7, Dec. 17, 1979
PITTSBURGH 42, Denver 7, Oct. 22, 1979
DENVER 16, Chicago 7, Oct. 16, 1978
MINNESOTA 12, Denver 9 OT, Sept. 11, 1978
OAKLAND 17, Denver 10, Dec. 8, 1975
DENVER 23, Green Bay 13, Sept. 29, 1975
Kansas City 42, DENVER 34, Nov. 18, 1974
WASHINGTON 30, Denver 3, Sept. 30, 1974
DENVER 23, Oakland 23, Oct. 22, 1973

DENVER BRONCOS THURSDAY-SUNDAY NIGHT GAMES

Overall record: 3-3-0
(Home team in caps)

SEATTLE 42, Denver 14, Sun., Dec. 11, 1988
SEATTLE 28, Denver 21, Sun., Dec. 19, 1987
Denver 27, SEATTLE 24, Fri., Dec. 20, 1985
Denver 24, CLEVELAND 14, Sun., Sept. 16, 1984
Los Angeles Rams 13, DENVER 9, Thurs., Sept. 6, 1979
DENVER 21, Oakland 6, Sun., Dec. 3, 1978

DENVER BRONCOS OVERTIME GAMES

Overall record: 11-5-2
(Home team in caps)

LOS ANGELES RAIDERS 16, Denver 13, Dec. 3, 1989
Denver 24, SEATTLE 21, Oct. 22, 1989
Denver 16, SAN FRANCISCO 13, Oct. 9, 1988
L.A. Raiders 30, DENVER 27, Sept. 26, 1988
Denver 17, GREEN BAY (Milw.) 17, Sept. 20, 1987
Denver 23, CLEVELAND 20, Jan. 11, 1987 (AFC Championship)
Los Angeles Raiders 17, DENVER 14, Dec. 8, 1985
LOS ANGELES RAIDERS 31, Denver 28, Nov. 24, 1985
DENVER 30, San Diego 24, Nov. 17, 1985
DENVER 13, Seattle 10, Oct. 20, 1985
Denver 22, LOS ANGELES RAIDERS 19, Oct. 28, 1984
DENVER 23, Cleveland 20, Nov. 8, 1981
Denver 20, ATLANTA 17, Sept. 16, 1979
Denver 20, SEATTLE 17, Oct. 29, 1978
Denver 23, KANSAS CITY 17, Sept. 24, 1978
MINNESOTA 12, Denver 9, Sept. 11, 1978
DENVER 13, San Diego 10, Nov. 30, 1975
DENVER 35, Pittsburgh 35, Sept. 22, 1974

PLAYOFF HISTORY

SAN FRANCISCO 55, DENVER 10 SUPER BOWL XXIV

NEW ORLEANS, LA., Jan. 28 — The San Francisco Forty-Niners captured their fourth World Championship with a 55-10 victory over Denver in Super Bowl XXIV, played in the New Orleans Superdome. San Francisco QB Joe Montana completed 22 of 29 passes for 297 yards and five touchdowns, three to WR Jerry Rice. The Forty-Niners scored two touchdowns in every quarter and outgained the Broncos 461 yards to 167. After stopping Denver on the game's initial possession, San Francisco drove 66 yards in 10 plays, scoring on a 20-yard pass from Montana to Rice. The Broncos next possession covered 49 yards in 10 plays and resulted in a 42-yard field goal by David Treadwell. After limiting the Niners to four yards on their next drive, Denver took possession on its own 49, but on first down RB Bobby Humphrey fumbled and DE Kevin Fagan recovered for San Francisco on the Niners' 46. That turnover led to a seven-yard TD pass from Montana to TE Brent Jones, and after a failed extra point attempt, San Francisco led 13-3 with three seconds left in the first quarter. The Broncos failed to cross mid-field in the second period while the Niners scored on a one-yard run by RB Tom Rathman and a 38-yard pass from Montana to Rice. San Francisco was unable to move the ball on the initial drive of the second half, but Elway was intercepted on the first play of Denver's next drive and the Niners took possession on the Broncos' 28. On first down Montana threw a TD pass to Rice to put his team up 34-3. The next Denver drive also ended with an interception, leading to a 35-yard scoring pass from Montana to WR John Taylor. The Broncos, spurred by a 34-yard run by Humphrey, moved 61 yards in five plays and a penalty to score on a three-yard run by Elway. San Francisco roared back with an 11-play, 75-yard drive that ended with a three-yard TD run by Rathman. Following another Bronco fumble, RB Roger Craig plowed one-yard into the endzone to round out the scoring.

San Francisco	13	14	14	14	—	55
Denver	3	0	7	0	—	10

SF-Rice 20 pass from Montana
(Cofer kick) (10-66)
Den-Treadwell 42 FG (10-49)
SF-Jones 7 pass from Montana
(kick failed) (10-54)
SF-Rathman 1 run (Cofer kick) (14-69)
SF-Rice 38 pass from Montana
(Cofer kick) (5-59)
SF-Rice 28 pass from Montana
(Cofer kick) (1-28)
SF-Taylor 35 pass from Montana
(Cofer kick) (2-37)
Den-Elway 3 run (Treadwell kick) (5-61)
SF-Rathman 3 run (Cofer kick) (11-75)
SF-Craig 1 run (Cofer kick) (1-1)
Attendance — 72,919

Team Statistics	SF	Den
First Downs	28	12
Rushes-yards	44-144	17-64
Passing yards	317	103
Sacked-yards lost	1-10	6-33
Return yards	88	11
Passes	32-24-0	29-11-2
Punts	4-39.5	6-38.5
Fumbles-lost	0-0	3-2
Penalties-yards	4-38	0-0
Time of Possession	39:31	20:29

INDIVIDUAL STATISTICS

San Francisco

RUSHING — Craig 20-69, Montana 2-15, Rathman 11-38, Flagler 6-14, Sydney 1-2, Young 4-6. **PASSING** — Montana 22-29-0, 297 yards, Young 2-3-0, 20 yards. **RECEIVING** — Craig 5-34, Rice 7-148, Jones 1-7, Rathman 4-43, Walls 1-9, Taylor 3-49, Williams 1-7, Sydney 1-7, Sherrard 1-13. **INTERCEPTIONS** — Walter 1-4, Brooks 1-38. **SACKS** — Griffin 1-6, Kugler 1-2, Fagan 1-6, Roberts 1-12, Stubbs 2-7.

Denver

RUSHING — Elway 4-8, Humphrey 12-61, Winder 1-(-5). **PASSING** — Elway 10-26-2, 108 yards, Kubiak 1-3-0, 28 yards. **RECEIVING** — Humphrey 3-38, Winder 1-7, Kay 1-6, Johnson 2-21, Sewell 2-22, Bratton 1-14, Nattiel 1-28. **INTERCEPTIONS** — none. **SACKS** — Braxton 1-0.

82 Vance Johnson, WR
60 Gerald Perry, LT
66 Jim Juriga, LG
72 Keith Kartz, C
67 Doug Widell, RG
76 Ken Lanier, RT
89 Orson Mobley, TE
80 Mark Jackson, WR
7 John Elway, QB
30 Steve Sewell, RB
26 Bobby Humphrey, RB

STARTERS

92 Alphonso Carreker, LE
71 Greg Kragen, NT
90 Ron Holmes, RE
56 Michael Brooks, LOLB
55 Rick Dennison, LILB
77 Karl Mecklenburg, RILB
73 Simon Fletcher, ROLB
34 Tyrone Braxton, LCB
24 Wymon Henderson, RCB
49 Dennis Smith, SS
27 Steve Atwater, FS

SUBSTITUTIONS — 2 M. Horan, 8 G. Kubiak, 9 D. Treadwell, 23 S. Winder, 25 K. Corrington, 29 D. Carrington, 32 M. Bratton, 35 K. Bell, 36 M. Haynes, 48 R. Robbins, 51 M. Munford, 54 K. Bishop, 58 S. Curtis, 59 T. Lucas, 61 A. Townsend, 65 M. Smith, 68 B. Henke, 83 M. Young, 84 R. Nattiel, 86 P. Green, 88 C. Kay, 91 W. Powers, 97 B. Klostermann. **INACTIVE** — 40 J. Alexander, 57 M. Ruether.

DENVER 37, CLEVELAND 21 AFC CHAMPIONSHIP GAME

DENVER, COLO., Jan. 14 — The Denver Broncos won their third American Football Conference Championship in four years with a dynamic 37-21 victory over Cleveland before 76,005 fans in Mile High Stadium. Broncos QB John Elway threw for 385 yards and three TDs, RB Sammy Winder tied a Denver postseason record with two touchdowns, and SS Dennis Smith nabbed two of the Broncos' three interceptions. Denver had 497 yards of total offense to the Browns' 256 and had a time of possession of 36:53. The Broncos took the opening kickoff and drove to the Cleveland one, but on third down, Elway's pitch to RB Bobby Humphrey was fumbled and the Browns' Andrew Stewart recovered on the eight. With five minutes left in the first quarter, Smith picked off a Bernie Kosar pass and returned it to the Cleveland 32. Denver moved to the Cleveland 12 but had to settle for a 29-yard field goal by David Treadwell. Neither team mounted scoring drives until the Broncos took possession on their own 18 with 6:54 left in the half. On first down Elway hit WR Mark Jackson for 12 yards, and three plays later he connected with WR Michael Young for a 70-yard touchdown play. The Browns took the opening kickoff of the second half and drove 70 yards in six plays, scoring on a 27-yard pass from Kosar to Brian Brennan. Denver roared right back on its next possession, going 80 yards in six plays and scoring on a five-yard pass from Elway to TE Orson Mobley. The key play on that drive was a 53-yard pass from Elway to Young. Cleveland was unable to move the ball and punted back to Denver. The Broncos moved from their own 40, and buoyed by a 25-yard run by Elway, covered 60 yards in six plays and scored a seven-yard run by Winder, making the score 24-7. The Browns needed just six plays to go 72 yards and score on a 10-yard Kosar-to-Brennan pass, and two plays into Denver's next drive, Cleveland's Felix Wright recovered a Denver fumble and returned it to the Bronco one. On second down Tim Manoa barreled over from the two, cutting Denver's lead to 24-21 with one second left in the third quarter. The Broncos shut out the Browns in the final quarter while posting 13 points. Their initial drive of the quarter covered 80 yards in six plays and ended with a 39-yard touchdown pass from Elway to Winder. Denver's Kip Corrington intercepted Kosar to set the Broncos up on the Cleveland 39. Denver got as far as the Browns' 17 but had to settle for a 34-yard Treadwell field goal. Smith grabbed his second interception to end the Browns' next drive, leading to a 31-yard field goal.

Cleveland	0	0	21	0	—	21
Denver	3	7	14	13	—	37

Den-Treadwell 29 FG (5-20)
Den-Young 70 pass from Elway
(Treadwell kick) (4-82)
Clev-Brennan 27 pass from Kosar
(Bahr kick) (8-70)
Den-Mobley 5 pass from Elway
(Treadwell kick) (6-80)
Den-Winder 7 run (Treadwell kick) (6-60)
Clev-Brennan 10 pass from Kosar
(Bahr kick) (6-72)
Clev-Manoa 2 run (Bahr kick) (2-1)
Den-Winder 39 pass from Elway
(Treadwell kick) (6-80)
Den-Treadwell 34 FG (7-22)
Den-Treadwell 31 FG (10-34)
Attendance — 76,005

Team Statistics	Clev	Den
First Downs	14	22
Rushes-yards	14-66	39-120
Passing yards	190	377
Sacked-yards lost	4-20	1-8
Return yards	7	50
Passes	44-19-3	36-20-0
Punts	8-42.3	5-46.4
Fumbles-lost	3-0	2-2
Penalties-yards	8-55	1-5
Time of Possession	23:07	36:53

INDIVIDUAL STATISTICS

Cleveland

RUSHING — Mack 6-36, Metcalf 3-4, Kosar 2-22, Langhorne 1-(-1), Manoa 2-5. **PASSING** — Kosar 19-44-3, 210 yards. **RECEIVING** — Metcalf 2-7, Brennan 5-58, Langhorne 5-78, Slaughter 3-36, Manoa 1-8, Mack 2-8, Tillman 1-15. **INTERCEPTIONS** — None. **SACKS** — Hairston 1-8.

Denver

RUSHING — Humphrey 8-23, Elway 5-39, Winder 21-37, Sewell 4-17, Bratton 1-4. **PASSING** — Elway 20-36-0, 385 yards. **RECEIVING** — Johnson 7-91, Sewell 3-55, Humphrey 1-23, Jackson 2-25, Young 2-123, Bratton 1-7, Winder 2-39, Mobley 2-22. **INTERCEPTIONS** — Smith 2-13, Corrington 1-1. **SACKS** — Fletcher 2-3, Townsend 1-10, Carreker 1-7.

DENVER STARTERS

82 Vance Johnson, WR
60 Gerald Perry, LT
66 Jim Juriga, LG
72 Keith Kartz, C
67 Doug Widell, RG
76 Ken Lanier, RT
87 Pat Kelly, TE
80 Mark Jackson, WR
7 John Elway, QB
32 Mel Bratton, FB
26 Bobby Humphrey, RB
92 Alphonso Carreker, LE
71 Greg Kragen, NT
90 Ron Holmes, RE
56 Michael Brooks, LOLB
55 Rick Dennison, LILB
77 Karl Mecklenburg, RILB
73 Simon Fletcher, ROLB
34 Tyrone Braxton, LCB
24 Wymon Henderson, RCB
49 Dennis Smith, SS
27 Steve Atwater, FS

SUBSTITUTIONS — 2 M. Horan, 8 G. Kubiak, 9 D. Treadwell, 23 S. Winder, 25 K. Corrington, 29 D. Carrington, 30 S. Sewell, 35 K. Bell, 36 M. Haynes, 48 R. Robbins, 51 M. Munford, 54 K. Bishop, 58 S. Curtis, 59 T. Lucas, 61 A. Townsend, 65 M. Smith, 68 B. Henke, 83 M. Young, 84 R. Nattiel, 88 C. Kay, 89 O. Mobley, 91 W. Powers, 97 B. Klostermann. **INACTIVE** — 40 J. Alexander, 57 M. Ruether.

DENVER 24, PITTSBURGH 23 AFC DIVISIONAL PLAYOFF GAME

DENVER, COLO., Jan. 7 — The Denver Broncos advanced to their third AFC Championship Game in four years with a come-from-behind 24-23 victory over the Steelers before 75,868 in Mile High Stadium. Although Pittsburgh held the upper hand in total yards, 404 to 364, and time of possession, 34:14 to 25:46, Denver was able to mount a late fourth quarter drive and score the winning touchdown with just 2:27 remaining. The Steelers took the opening kickoff and drove 65 yards in 13 plays, scoring on a 32-yard Gary Anderson field goal. Late in the opening quarter Pittsburgh took possession at its own seven-yard line, but on first down RB Merrill Hoge ran for 45 yards to the Bronco 48. Quarterback Bobby Brister connected with RB Tim Worley for a 33-yard gain on the next play, and three plays later Hoge scored on a seven-yard run to put Pittsburgh up 10-0. The Broncos took their first possession of the second quarter and drove 75 yards in 12 plays to score on a one-yard plunge by RB Mel Bratton on third-and-goal. The Steelers roared back, traveling 77 yards in 12 plays to score on a nine-yard pass from Brister to WR Louis Lipps. The Broncos got the ball back on their own 33 with 20 seconds left in the half. On first down, QB John Elway and WR Mark Jackson combined for 26 yards, and then Elway fired a 15-yard pass to WR Ricky Nattiel, giving Denver the ball on the Pittsburgh 26 with two seconds left. David Treadwell kicked a 43-yard field, making the score 17-10 in favor of Pittsburgh at halftime. Early in the third quarter, Denver NT Greg Kragen forced a Tim Worley fumble, and CB Tyrone Braxton recovered for the Broncos on the Steeler 37. On first down Elway hit WR Vance Johnson for a touchdown, trying the score at 17 apiece. Pittsburgh's next two possessions ended in Anderson field goals and the Steelers held a 23-17 lead in the early stages of the fourth quarter. After an exchange of punts the Broncos took possession on their own 29 with 7:06 left in the game. After a first down penalty, making it first-and-19 from the 20, Elway hit Jackson for 18 yards. On the next play, Elway handed off the RB Bobby Humphrey, who pitched the ball back to Elway, and he threw a 36-yard strike to Johnson, giving Denver a first down on the Steeler 26. Humphrey ran on the next four plays, gaining 24 yards and taking the ball to the two. On third-and-goal from the one, Bratton scored again and Treadwell's extra point gave Denver its first lead of the game with 2:27 left. Pittsburgh got the ball on its own 20, but on third down Brister's signals were drowned out by the crowd and he mishandled the snap. Randy Robbins recovered for Denver on the Pittsburgh 18 and the Broncos were able to run out the clock to preserve the victory.

Pittsburgh	3	14	3	3	-23
Denver	0	10	7	7	-24

Pitt-Anderson 32 FG (13-65)
Pitt-Hoge 7 run (Anderson kick) (5-93)
Den-Bratton 1 run (Treadwell kick) (12-75)
Pitt-Lipps 9 pass from Brister
(Anderson kick) (12-77)
Den-Treadwell 43 FG (3-41)
Den-Johnson 37 pass from Elway
(Treadwell kick) (1-37)
Pitt-Anderson 35 FG (10-62)
Pitt-Anderson 32 FG (10-34)
Den-Bratton 1 run (Treadwell kick) (9-71)
Attendance — 75,868

Team Statistics	Pitt	Den
First Downs	19	19
Rushes-yards	32-175	31-138
Passing yards	229	226
Sacked-yards lost	0-0	1-13
Return yards	26	6
Passes	29-19-0	20-12-1
Punts	2-43.0	4-37.5
Fumbles-lost	2-2	1-0
Penalties-yards	8-50	2-19
Time of possession	34:14	25:46

INDIVIDUAL STATISTICS

Pittsburgh

RUSHING — Worley 13-50, Hoge 16-120, Brister 2-4, Lipps 1-1. **PASSING** — Brister 19-29-0, 229 yards. **RECEIVING** — Lipps 3-29, Stone 3-18, Mularky 2-36, Worley 1-33, Hoge 8-60, Thompson 1-23, Stock 1-30. **INTERCEPTIONS** — Everett 1-26. **SACKS** — A. Jones 1-13.

Denver

RUSHING — Humphrey 18-85, Elway 7-44, Bratton 4-3, Sewell 1-6, Winder 1-0. **PASSING** — Elway 12-20-1, 239 yards. **RECEIVING** — Jackson 5-111, Young 2-22, Humphrey 1-6, Nattiel 1-15, Johnson 3-85. **INTERCEPTIONS** — none. **SACKS** — none.

DENVER STARTERS

82 Vance Johnson, WR	92 Alphonso Carreker, LE
60 Gerald Perry, LT	71 Greg Kragen, NT
66 Jim Juriga, LG	90 Ron Holmes, RE
72 Keith Kartz, C	56 Michael Brooks, LOLB
67 Doug Widell, RG	51 Marc Munford, LILB
76 Ken Lanier, RT	77 Karl Mecklenburg, RILB
89 Orson Mobley, TE	73 Simon Fletcher, ROLB
80 Mark Jackson, WR	34 Tyrone Braxton, LCB
7 John Elway, QB	24 Wymon Henderson, RCB
32 Mel Bratton, FB	49 Dennis Smith, SS
26 Bobby Humphrey, RB	27 Steve Atwater, FS

SUBSTITUTIONS — 2 M. Horan, 8 G. Kubiak, 9 D. Treadwell, 23 S. Winder, 25 K. Corrington, 29 D. Carrington, 30 S. Sewell, 35 K. Bell, 36 M. Haynes, 48 R. Robbins, 54 K. Bishop, 55 R. Dennison, 58 S. Curtis, 59 T. Lucas, 61 A. Townsend, 65 M. Smith, 68 B. Henke, 83 M. Young, 84 R. Nattiel, 87 P. Kelly, 88 C. Kay, 91 W. Powers, 97 B. Klostermann. **INACTIVE** — 40 J. Alexander, 57 M. Ruether.

WASHINGTON 42, DENVER 10 SUPER BOWL XXII

SAN DIEGO, Calif., Jan. 31 — The Washington Redskins scored 35 points in the second quarter to power their 42-10 victory over the Broncos in Super Bowl XXII, played at San Diego Jack Murphy Stadium. Super Bowl MVP Doug Williams of Washington completed 18 of 29 passes for 340 yards and four TDs, while rusher Timmy Smith gained 204 yards on 22 carries, scoring twice, and wide receiver Ricky Sanders caught nine passes for 193 yards and two touchdowns. Overall, The Redskins gained 602 yards of total offense to Denver's 327. The Broncos took the early lead on their first play from scrimmage, a 56-yard bomb from John Elway to Ricky Nattiel, coming with just 1:57 gone in the game. Denver's next possession stalled at the Redskins' seven-yard line, as Rich Karlis put the Broncos up 10-0 with a 24-yard field goal. In the second quarter, however, Denver's dreams of a World Championship were blown apart by Redskins. On Washington's first play of the quarter, Williams and Sanders combined for an 80-yard TD to bring the score to 10-7. The Redskins took the lead for good on the fifth play of their next possession when Williams hit Gary Clark for 27 yards and a score. Denver got as far as the Washington 26 on its next drive, but Karlis' 43-yards field goal attempt sailed wide left. Two plays later Timmy Smith scored on a 58-yard run to increase the Washington lead to 21-10. The Redskins' next possession ended with a 50-yard Williams-to-Sanders TD pass, and minutes later, Williams and Clint Didier combined for a seven-yard TD pass to give Washington a 35-10 lead at halftime. The Broncos could move only as far as the Redskins' 48-yard line in the second half, while Washington closed out the scoring late in the game on a four-yard run by Smith.

Washington	0	35	0	7	-42
Denver	10	0	0	0	-10

Den-Nattiel 56 pass from Elway
(Karlis kick) (1-56)
Den-Karlis 24 FG (7-61)
Wash-Sanders 80 pass from Williams
(Haji-Sheikh kick) (1-80)
Wash-Clark 27 pass from Williams
(Haji-Sheikh kick) (5-64)
Wash-Smith 58 run
(Haji-Sheikh kick) (2-74)
Wash-Sanders 50 pass from Williams
(Haji-Sheikh kick) (3-60)
Wash-Didier 8 pass from Williams (Haji-Sheikh kick) (7-79)
Wash-Smith 4 run (Haji-Sheikh kick) (4-68)
Attendance — 73,302

Team Statistics	Wash	Den
First downs	25	18
Rushes-yards	40-280	17-97
Passing yards	322	230
Return yards	11	18
Passes	30-18-1	39-15-3
Punts	4-37.5	7-36.1
Fumbles-lost	1-0	0-0
Penalties-yards	6-65	5-26
Time of Possession	35:15	24:45

INDIVIDUAL STATISTICS

Washington

RUSHING — Sanders 1-(-4), Smith 23-204, Williams 2-(-2), Bryant 8-38, Clark 1-25, Rogers 5-17, Griffin 1-2. **PASSING** — Williams 18-29-1, 340 yards, Schroeder 0-1-0. **RECEIVING** — Sanders 9-193, Smith 1-9, Bryant 1-20, Monk 1-40, Warren 2-15, Clark 3-55, Didier 1-8.

Denver

RUSHING — Elway 3-32, Sewell 1-(-3), Winder 8-30, Lang 5-38. **PASSING** — Elway 14-38-3, 257 yards, Sewell 1-1-0, 23 yards. **RECEIVING** — Nattiel 2-69, Elway 1-23, Jackson 4-76, Sewell 4-41, Winder 1-26, Lang 1-7, Kay 2-38.

STARTERS

80 Mark Jackson, WR	61 Andre Townsend, LE
70 Dave Studdard, LT	71 Greg Kragen, NT
54 Keith Bishop, LG	75 Rulon Jones, RE
62 Mike Freeman, C	73 Simon Fletcher, LOLB
79 Stefan Humphries, RG	77 Karl Mecklenburg, LILB
76 Ken Lanier, RT	98 Ricky Hunley, RILB
88 Clarence Kay, TE	50 Jim Ryan, ROLB
84 Ricky Nattiel, WR	36 Mark Haynes, LCB
7 John Elway, QB	45 Steve Wilson, RCB
23 Sammy Winder, RB	49 Dennis Smith, SS
33 Gene Lang, FB	22 Tony Lilly, FS

SUBSTITUTIONS — 2 M. Horan, 3 R. Karlis, 8 G. Kubiak, 24 T. Boddie, 27 K. Clark, 28 J. Castille, 30 S. Sewell, 34 T. Braxton, 35 K. Bell, 38 B. Plummer, 46 B. Micho, 48 R. Robbins, 55 R. Dennison, 56 M. Brooks, 59 T. Lucas, 65 W. Bowyer, 72 K. Kartz, 81 S. Watson, 82 V. Johnson, 89 O. Mobley, 90 F. Gilbert, 97 B. Klostermann, DNP-68 L. Lee.

DENVER 38, CLEVELAND 33 AFC CHAMPIONSHIP GAME

DENVER, CO., Jan. 17 — Denver's Jeremiah Castille recovered a Cleveland fumble on the Denver three-yard line with just over a minute left in the game, halting a desperate drive by the Browns and preserving a victory for Denver. With the win, Denver became the first AFC Champion since the Pittsburgh Steelers in 1978-79 to win the conference in consecutive seasons. The Broncos were presented with the first scoring opportunity of the game when Freddie Gilbert caught a deflected Bernie Kosar pass on the contest's third play. Denver took four plays to go 18 yards, scoring on an eight-yard pass from John Elway to Ricky Nattiel. The Browns next drive reached the Bronco 45 before Kevin Mack fumbled, and it was recovered by Steve Wilson on the Denver 40. Two plays later Gene Lang took off on a 42-yard run, the longest in postseason history for Denver, taking the ball to the Cleveland 11. Six plays later, faced with a third-and-goal from the three, Elway's pass into the endzone fell incomplete, but Cleveland was penalized for holding, giving the Broncos new life at the Browns' one. Steve Sewell scored on first down to give Denver a 14-0 lead with 11 minutes gone in the first quarter. The Browns took 13 plays to move 64 yards for their first points of the game, scoring on a 24-yard Matt Bahr field goal. On the sixth play of the following Bronco drive, Elway scrambled for seven yards to the Denver 46, and a Cleveland penalty put the Broncos at the Cleveland 39. Four plays later Elway hit Ricky Nattiel for 21 yards, down to the Cleveland one, and Gene Lang carried it into the endzone to up Denver's lead to 21-3. Both teams missed field goals in the latter part of the first half, and the Broncos took their 18-point lead into the dressing room at halftime. After Elway was intercepted by Felix Wright four plays into the second half, Cleveland needed just three plays to go 35 yards and score on an 18-yard pass from Bernie Kosar to Reggie Langhorne. The

Broncos answered that four plays into their next drive, when on a third-and-10 from the Denver 20, Elway scrambled right and threw a pass to Mark Jackson, who was standing at the Bronco 25. Jackson evaded two tackles and sprinted for a touchdown to complete an 80-yard scoring play and give the Broncos a 28-10 lead. Kosar and the Browns roared right back, moving 80 yards in five plays to score on a 32-yard Kosar-to-Earner Byner pass. After a Bronco punt, Cleveland engineered another scoring drive, going 42 yards in four plays and scoring on a four-yard run by Byner to narrow the Bronco lead to 28-24. Just before the end of the third period, Rich Karlis capped off a Denver possession with a 38-yard field goal. The Browns, however, moved 86 yards in nine plays to tie the score at 31-31 on a four-yard pass from Kosar to Webster Slaughter. After an exchange of punts, Denver began a drive at their own 25 with 5:14 left in the game. On first down, Elway threw a 26-yard pass to Nattiel, and three plays later, duplicated the play to take the ball to the Cleveland 20. On the next play Elway passed to Sammy Winder, who caught it at the 23 and rambled the rest of the way into the endzone to put the Broncos up 38-31 with just over four minutes left. Kosar and the Browns rallied back and got to the Denver eight-yard line with 1:12 remaining, when Byner ran to the three, but had the ball stripped by Castille, who recovered for the Broncos. Denver was forced into a fourth down situation with 13 seconds left, and punter Mike Horan carried the ball out of the back of the endzone for a safety, making the score 38-33 in Denver's favor. After the ensuing free kick, Cleveland attempted one pass before time ran out.

Cleveland	0	3	21	9	—	33
Denver	14	7	10	7	—	38

Den-Nattiel 8 pass from Elway
(Karlis kick) (4-18)
Den-Sewell 1 run (Karlis kick) (8-60)
Clev-Bahr 24 FG (13-64)
Den-Lang 1 run (Karlis kick) (11-80)
Clev-Langhorne 18 pass from Kosar
(Bahr kick) (3-35)
Den-Jackson 80 pass from Elway
(Karlis kick) (3-80)
Clev-Byner 32 pass from Kosar
(Bahr kick) (5-80)
Clev-Byner 4 run (Bahr kick) (4-32)
Den-Karlis 38 FG (9-59)
Clev-Slaughter 4 pass from Kosar (Bahr kick) (9-86)
Den-Winder 20 pass from Elway (Karlis kick) (5-75)
Clev-Safety, Horan runs out of endzone
Attendance — 75,993

Team Statistics

	Clev	Den
First downs	25	24
Rushes-yards	27-128	39-156
Passing yards	336	256
Return yards	37	13
Passes	41-26-1	26-14-1
Punts	2-48.0	3-33.7
Fumbles-lost	3-3	2-1
Penalties-yards	7-59	7-44
Time of Possession	31:37	28:23

STARTERS

84 Ricky Nattiel, WR	61 Andre Townsend, LE
70 Dave Studdard, LT	71 Greg Kragen, NT
54 Keith Bishop, LG	75 Rulon Jones, RE
62 Mike Freeman, C	73 Simon Fletcher, LOLB
79 Stefan Humphries, RG	77 Karl Mecklenburg, LILB
76 Ken Lanier, RT	98 Ricky Hunley, RILB
88 Clarence Kay, TE	50 Jim Ryan, ROLB
80 Mark Jackson, WR	36 Mark Haynes, LCB
7 John Elway, QB	22 Tony Lilly, FS
23 Sammy Winder, RB	49 Dennis Smith, SS
33 Gene Lang, RB	45 Steve Wilson, RCB

SUBSTITUTES — 2 M. Horan, 3 R. Karlis, 8 G. Kubiak, 24 T. Boddie, 27 K. Clark, 28 J. Castille, 30 S. Sewell, 34 T. Braxton, 35 K. Bell, 38 B. Plummer, 46 B. Micho, 48 R. Robbins, 55 R. Dennison, 56 M. Brooks, 59 T. Lucas, 65 W. Bowyer, 72 K. Kartz, 81 S. Watson, 86 M. Andrews, 89 O. Mobley, 90 F. Gilbert, 95 S. Bryan, 97 B. Klostermann.

INDIVIDUAL STATISTICS

Cleveland

RUSHING — Byner 15-67, Mack 12-61. **PASSING** — Kosar 26-41-1, 356 yards. **RECEIVING** — Byner 7-120, Newsome 3-35, Tennell 1-5, Weathers 1-19, Slaughter 4-53, Brennan 4-48, Langhorne 2-48, Mack 4-28.

Denver

RUSHING — Winder 20-72, Elway 11-36, Lang 5-51, Sewell 1-1, Boddie 1-8, Horan 1-(-12). **PASSING** — Elway 14-26-1, 281 yards. **RECEIVING** — Nattiel 5-95, Sewell 1-10, Winder 3-34, Jackson 4-134, Mobley 1-8.

DENVER 34, HOUSTON 10 1987 AFC DIVISIONAL PLAYOFF GAME

DENVER, CO., Jan 10 — The Broncos advanced to the AFC Championship game after beating the Oilers 34-10, the largest margin of victory ever for the Broncos in postseason play. The Broncos were led to on defense by Mark Haynes and Karl Mecklenburg, who both picked up key interceptions, and on offense by quarterback John Elway (14 of 25, 259 yards, two TDs) and receivers Vance Johnson (four catches for 105 yards) and Clarence Kay (three catches for 57 yards and two TDs). Punter Mike Horan put the Oilers in a hole after the Broncos' first drive stalled, sending a punt to the Houston five-yard line, where two plays later, a lateral pass from Warren Moon to Mike Rozier was fumbled, and Steve Wilson recovered for Denver on the one. Gene Lang scored two plays later to give the Broncos an early 7-0 lead. Houston's next drive reached the Bronco 20-yard line before Mecklenburg intercepted a pass and returned it to the Denver 28. Elway hit Kay for 29 yards on the next play to move into Houston territory, and five plays later the same connection was made for a 27-yard touchdown pass, giving the Broncos a 14-0 lead. Both teams added field goals on their first drive of the second quarter to make the score 17-3 in Denver's favor. On the fourth Denver play after Houston's field goal, Elway threw a 55-yard bomb to Johnson to move the ball to the Oiler 11. Five plays later Elway hit Kay, again for a touchdown on a one-yard pass to up the lead to 24-3 with less than two minutes left in the half. Denver's first possession of the second half resulted in a Rich Karlis field goal. Houston then took 10 plays to reach the Denver seven, but Mark Haynes picked off a Moon pass in the end zone and returned it 57 yards, a Bronco playoff record. Houston's next drive reached the Bronco 11 but a pass on fourth down fell incomplete. The Oilers got the ball back three plays later when Patrick Allen intercepted an Elway pass, and that led to a 19-yard TD pass from Moon to Ernest Givins, cutting Denver's lead to 27-10. The Broncos' Kevin Clark recovered the onside kick that followed, and Denver moved 52 yards in seven plays to score the final points of the game on a three-yard run by Elway.

Houston	0	3	0	7	—	10
Denver	14	10	3	7	—	34

Den-Lang 1 run (Karlis kick) (2-1)
Den-Kay 27 pass from Elway
(Karlis kick) (6-72)
Den-Karlis 43 FG (7-14)
Hou-Zendejas 46 FG (12-54)
Den-Kay 1 pass from Elway
(Karlis kick) (9-80)
Den-Karlis 23 FG (5-51)
Hou-Givins 19 pass from Moon
(Zendejas kick) (3-48)
Den-Elway 3 run (Karlis kick) (7-52)
Attendance — 75,968

Team Statistics

	Hou	Den
First Downs	20	19
Rushes-yards	26-73	29-61
Passing yards	264	255
Return yards	2	90
Passes	43-24-2	25-14-1
Punts	3-44.7	2-46.0
Fumbles-lost	2-1	0-0
Penalties-yards	10-73	4-35
Time of Possession	32:33	27:27

INDIVIDUAL STATISTICS

Houston

RUSHING — Highsmith 5-13, Rozier 9-25, Moon 5-15, Givin 1-0, Pinkett 6-20. **PASSING** — Moon 24-43-2, 264 yards. **RECEIVING** — Duncan 4-32, Givins 6-84, Hill 5-93, Williams 1-7, Drewery 2-17, Rozier 1-6, Highsmith 4-20, Pinkett 1-5.

Denver

RUSHING — Sewell 5-9, Winder 13-46, Elway 4-8, Lang 3-(-6), Bell 2-7, Kubiak 2-(-3). **PASSING** — Elway 14-25-1, 259 yards. **RECEIVING** — Johnson 4-105, Kay 3-57, Sewell 3-41, Boddie 1-15, Mobley 1-9, Nattiel 1-7, Lang 1-25.

STARTERS

82 Vance Johnson, WR	61 Andre Townsend, LE
70 Dave Studdard, LT	71 Greg Kragen, NT
54 Keith Bishop, LG	75 Rulon Jones, RE
62 Mike Freeman, C	73 Simon Fletcher, LOLB
79 Stefan Humphries, RG	77 Karl Mecklenburg, LILB
76 Ken Lanier, RT	98 Ricky Hunley, RILB
88 Clarence Kay, TE	50 Jim Ryan, ROLB
80 Mark Jackson, WR	36 Mark Haynes, LCB
7 John Elway, QB	22 Tony Lilly, FS
23 Sammy Winder, RB	31 Mike Harden, SS
89 Orson Mobley, H-back	45 Steve Wilson, RCB

SUBSTITUTES — 2 M. Horan, 3 R. Karlis, 8 G. Kubiak, 24 T. Boddie, 27 K. Clark, 28 J. Castille, 30 S. Sewell, 33 G. Lang, 34 T. Braxton, 35 K. Bell, 38 B. Plummer, 46 B. Micho, 55 R. Dennison, 56 M. Brooks, 59 T. Lucas, 65 W. Bowyer, 68 L. Lee, 72 K. Kartz, 81 S. Watson, 84 R. Nattiel, 86 M. Andrews, 90 F. Gilbert, 97 B. Klostermann.

NEW YORK GIANTS 39, DENVER 20 SUPER BOWL XXI

PASADENA, CA., Jan. 25 — The New York Giants broke open a close game with 24 unanswered points to open the second half, capturing a 39-20 win over the Broncos in Super Bowl XXI. The game, played before a crowd of 101,063 in Pasadena's Rose Bowl, featured outstanding performances by the two quarterbacks, Super Bowl MVP Phil Simms of New York (22 of 25, 268 yards, 3 TDs) and Denver's John Elway (22 of 37, 304 yards, 1 TD). The Broncos won the toss and opened their first drive on the Denver 24, taking eight plays to reach the Giants 31-yard-line. Rich Karlis scored the first points of the game with a 48-yard field goal, tying the Super Bowl record. New York roared right back with a nine-play, 78-yard scoring drive that culminated with a six-yard touchdown pass from Simms to tight end Mark Bavaro. On the possession, Simms was six-for-six for 69 yards, and running back Joe Morris gained 19 yards on just three carries. With five-and-a-half minutes remaining in the first quarter, the Broncos took possession on their own 42 after a 28-yard kickoff return by Ken Bell. Elway completed passes on the first three plays of the drive as Denver reached the New York 33. Two Giant penalties left the Broncos with a first-and-10 at the 12, and on third down, Elway called his own number, scoring from four yards out on a quarterback draw to give Denver a 10-7 lead. The Giants next drive stalled and the Broncos got the ball back at the 14-minute mark of the second quarter. On the third play of the drive, on third-and-18, Elway unleashed a 54-yard bomb to Vance Johnson, giving the Broncos a first down on the Giant 28. Seven plays later Denver had a first-and-goal at the New York one, but failed to score in three plays and Karlis was wide right on a 23-yard field goal attempt. Denver's Orange Crush defense stifled the next Giant drive at the New York 47, and after a punt, the Broncos got the ball back on their own 15. Controversy entered the game when, on second-and-twelve, Elway threw an apparent completion for a first down to Clarence Kay. The pass was ruled incomplete, and that decision was upheld after review of the television replay. On the next play, Giant defensive end George Martin sacked Elway in the end zone for a safety to pull New York within a point of Denver at 10-9. The Giant offense was unable to move the ball on its next possession and punted to Denver. Taking the ball at their own 37, Elway quickly hit Steve Watson for 31 yards and Gerald Willhite for 11 more to give the Broncos a first-and-10 at the Giant 21 with 43 seconds left in the half. Denver was able to get to the 16-yard-line, but Karlis was wide right on a 34-yard field goal attempt with 13 seconds left in the half. New York shot out of the starting blocks in the second half and never looked back, scoring on all three third quarter drives and outgaining Denver in the period 163 yards to two. With the score at 26-10, the Giants mounted a scoring drive on their first possession of the fourth quarter, and they went up 33-10 after Phil McConkey caught a deflected pass in the end zone, Simms's third TD strike of the day. Denver got the ball back at its own 16 and Elway moved the squad to the New York 10, as Karlis kicked a 27-yard field goal to make the score 33-13. The Giants took only five plays to move 46 yards for their next TD, a two-yard run by Otis Anderson which made the score 39-13. Elway took Denver down the field again and hit Vance Johnson with a 47-yard TD pass for the game's final points.

Denver	10	0	0	10	—	20
New York Giants	7	2	17	13	—	39

	Den	NYG
Den—Karlis 48 FG (8-45)	23	24
NYG—Mowatt 6 pass from Simms (Allegre kick) (9-78)	19-52	38-136
Den—Elway 4 run (Karlis kick) (6-58)	320	263
NYG—Safety—Elway tackled in end zone by Martin	9	18
NYG—Bavaro 13 pass from Simms (Allegre kick) (8-63)	41-26-1	25-22-0
NYG—Allegre 21 FG (9-32)	2-41.0	2-46.0
NYG—Morris 1 run (Allegre kick) (5-68)	Fumbles-lost	2-0
NYG—McConkey 6 pass from Simms (Allegre kick) (6-52)	Penalties-yards	4-28
Den—Karlis 28 FG (13-73)	Time of Possession	25:21
NYG—Anderson 2 run (Kick failed) (5-46)		34:39
Den—Johnson 47 pass from Elway (Karlis kick) (5-69)		
Attendance—101,063		

Team Statistics	Den	NYG
First downs	23	24
Rushes-yards	19-52	38-136
Passing yards	320	263
Return yards	9	18
Passes	41-26-1	25-22-0
Punts	2-41.0	2-46.0
Fumbles-lost	2-0	0-0
Penalties-yards	4-28	6-48
Time of Possession	25:21	34:39

STARTERS

WR 82 Vance Johnson	LE 61 Andre Townsend
LT 70 Dave Studdard	NT 71 Greg Kragen
LG 54 Keith Bishop	RE 75 Rulon Jones
C 64 Billy Bryan	LOLB 50 Jim Ryan
RG 63 Mark Cooper	LILB 77 Karl Mecklenburg
RT 76 Ken Lanier	RILB 98 Ricky Hunley
TE 88 Clarence Kay	ROLB 57 Tom Jackson
WR 81 Steve Watson	LCB 20 Louis Wright
QB 7 John Elway	SS 49 Dennis Smith
RB 23 Sammy Winder	FS 43 Steve Foley
RB 47 Gerald Willhite	RCB 31 Mike Harden

SUBSTITUTIONS — 2 M. Horan, 3 R. Karlis, 8 G. Kubiak, 22 T. Lilly, 30 S. Sewell, 33 G. Lang, 35 K. Bell, 36 M. Haynes, 45 S. Wilson, 48 R. Robbins, 52 K. Woodard, 55 R. Dennison, 59 D. Comeaux, 62 M. Freeman, 69 T. Colorito, 73 S. Fletcher, 74 D. Remsburg, 80 M. Jackson, 84 C. Sampson, 85 J. Hackett, 87 B. Micho, 89 O. Mobley, 90 F. Gilbert.

INDIVIDUAL STATISTICS

Denver

RUSHING—Elway 6-27, Willhite 4-19, Sewell 3-4, Lang 2-2, Winder 4-0. **PASSING**—Elway 22-37-1, 304 yards, Kubiak 4-4-0, 48 yards. **RECEIVING**—Johnson 5-12-1, Willhite 5-39, Winder 4-34, Jackson 3-51, Watson 2-54, Sampson 2-20, Mobley 2-17, Sewell 2-12, Lang 1-4.

New York Giants

RUSHING—Morris 20-67, Simms 3-25, Rouson 3-22, Galbreath 4-17, Carthon 3-4, Anderson 2-1, Rutledge 3-0. **PASSING**—Simms 22-25-0, 268 yards. **RECEIVING**—Bavaro 4-51, Morris 4-20, Carthon 4-13, Robinson 3-62, Manuel 3-43, McConkey 2-50, Rouson 1-23, Mowatt 1-6.

DENVER 23, CLEVELAND 20 OT AFC CHAMPIONSHIP

CLEVELAND, OH, Jan. 11 — Rich Karlis kicked a 33-yard field goal 5:48 into overtime to give the Broncos a 23-20 victory over the Browns. The game was played before a crowd of 79,915 people, who braved a wind chill of five degrees. Cleveland scored first, on the heels of a 14-play, 86-yard drive. Bernie Kosar threw a six-yard TD pass to Herman Fontenot with 5:19 left in the first quarter to put the Browns up 7-0. The next Cleveland drive ended when Ricky Hunley intercepted a Kosar pass, and he returned 14 yards to the Browns' 36. Although the Broncos' ensuing drive stalled, Kosar threw another interception, this one to Jim Ryan, and he returned the ball 26 yards to the Cleveland nine. Four plays later Karlis nailed a 19-yard field goal to make the score 7-3. Denver got another break on Cleveland's next play when Kevin Mack fumbled and Ken Woodard recovered the ball on the Browns' 37. On first down John Elway rambled 34 yards, and two more rushes got Denver to the one-yard line. On fourth-and-goal Gerald Willhite plunged into the end zone to give the Broncos a 10-7 lead. Cleveland kicker Mark Moseley tied the score at 10 apiece with a 29-yard field goal with 20 seconds left in the first half. Both teams saw their first two possessions of the second half end in punts before Denver engineered the first scoring drive of the second half. Elway drove the Broncos 61 yards in 11 plays, and Karlis put Denver up 13-10 with a 26-yard field goal 12 minutes into the third quarter. The Browns wasted no time mounting a scoring march of their own. Mack rushed for 34 yards in a 10-play, 76-yard drive that culminated with a 24-yard Moseley field goal, knotting the score at 13-13. The Broncos next two possessions ended in punts, and when Cleveland got the ball on its own 48 with 6:40 left in the fourth quarter, the Browns struck quickly. On third-and-six from Denver's 48 yard line, Kosar threw a TD pass to Brian Brennan to give the Browns a 20-13 lead with 5:43 left in regulation. The ensuing kickoff rolled to the Denver two-yard line where Gene Lang fell on it. Pro Bowl-bound Elway then engineered the longest and most important drive of his four-year career. On the fifth play of the drive (on second-and-seven from the Broncos' 15), Elway rushed for 11 yards and a first down. He hit Steve Sewell for a 22-yard gain on the next play, and followed that with a 12-yard strike to Steve Watson to give Denver a first down on the Cleveland 40. After an incompleteness and an eight-yard sack, Elway threw a 20-yard pass to Mike Jackson, moving the team to the Cleveland 28. Another incompleteness was followed by a 14-yard, Elway-to-Sewell pass, giving the Broncos a first down on the Brown's 14 with 57 seconds left. Elway's next pass was incomplete, and on second down he ran nine yards to the Cleveland five-yard line. On the next play, he hit Jackson for a TD, and Karlis's extra point tied the score at 20 with 39 seconds left in regulation. Cleveland was unable to move the ball as time ran out in the fourth quarter. The Browns won the overtime coin toss and elected to receive. Three plays into the drive, (on third-and-two from the Cleveland 38), the Orange Crush rose up to snuff Herman Fontenot for no gain. Cleveland

punted and Willhite returned it to the Bronco 25, where the Denver juggernaut revved it up again. On second-and-five, Elway hit Orson Mobley for a 22-yard gain, and three plays later Elway threw a 28-yard pass to Watson. With a first down on Cleveland's 22-yard line, the Broncos rushed three times to get to the 15, and on fourth down, Karlis hit the 33-yard game winner. Elway accounted for 300 total yards in the game, rushing for 56 and completing 22 of 38 passes for 244 yards. The Broncos kept alive a 1986 record of 13-0 when they scored 20 or more points. Denver also notched its 11th win on natural turf, losing only to San Diego at home on grass.

Denver	0	10	3	7	3	—	23
Cleveland	7	3	0	10	0	—	20

	Team Statistics	Den	Clev
Clev-Fontenot 6 pass from Kosar (Moseley kick) (14-86)	Rushes-yards	37-149	33-100
Den-Karlis 19 FG (4-8)	Passing yards	225	256
Den-Willhite 1 run (Karlis kick) (5-37)	Return yards	50	37
Clev-Moseley 29 FG (9-53)	Passes	38-22-1	32-18-2
Den-Karlis 26 FG (11-61)	Punts	7-37.6	6-43.2
Clev-Moseley 24 FG (10-76)	Fumbles-lost	2-0	3-1
Clev-Brennan 48 pass from Kosar (Moseley kick) (3-52)	Penalties-yards	6-39	9-76
Den-Jackson 5 pass from Elway (Karlis kick) (15-98)	Time of Possession	34:05	31:43
Den-Karlis 33 FG (9-60)			
Attendance—79,915			

STARTERS

WR 82 Vance Johnson	LE 75 Rulon Jones
LT 70 Dave Studdard	NT 71 Greg Kragen
LG 54 Keith Bishop	RE 61 Andre Townsend
C 64 Billy Bryan	LOLB 50 Jim Ryan
RG 63 Mark Cooper	LILB 77 Karl Mecklenburg
RT 76 Ken Lanier	RILB 98 Ricky Hunley
TE 85 Joey Hackett	ROLB 57 Tom Jackson
WR 81 Steve Watson	LCB 20 Louis Wright
QB 7 John Elway	FS 43 Steve Foley
RB 23 Sammy Winder	SS 48 Dennis Smith
TE 89 Orson Mobley	RCB 31 Mike Harden

SUBSTITUTES—2 M. Horan, 3 R. Karlis, 8 G. Kubiak, 22 T. Lilly, 30 S. Sewell, 33 G. Lang, 35 K. Bell, 45 S. Wilson, 47 G. Willhite, 48 R. Robbins, 52 K. Woodard, 55 R. Dennison, 59 D. Comeaux, 62 M. Freeman, 69 T. Colorito, 73 S. Fletcher, 74 D. Remsberg, 80 M. Jackson, 84 C. Sampson, 87 B. Micho, 88 C. Kay, 90 F. Gilbert. **DID NOT PLAY**—36 M. Haynes.

INDIVIDUAL STATISTICS

Denver
RUSHING—Elway 4-56, Winder 26-83, Willhite 3-0, Sewell 1-1, Lang 3-9.
PASSING—Elway 22-38-1, 244 yards. **RECEIVING**—Willhite 2-20, Watson 3-55, Winder 2-2, V. Johnson 3-25, Mobley 3-36, Sampson 1-10, Kay 2-23, Lang 1-1, Sewell 3-47, Jackson 2-25.

Cleveland
RUSHING—Mack 26-94, Kosar 4-3, Fontenot 3-3. **PASSING**—Kosar 18-32-2, 259 yards. **RECEIVING**—Langhorne 2-35, Fontenot 7-66, Brennan 4-72, Mack 2-20, Byner 1-4, Weathers 1-42, Slaughter 1-20.

DENVER 22, NEW ENGLAND 17 AFC DIVISIONAL PLAYOFF GAME

DENVER, CO., Jan. 4—Rulon Jones sacked Tony Eason in the end zone for a safety with 1:37 left on the clock to put Denver up 22-17 and halt the Patriots' final comeback drive. The playoff victory was the first since Jan. 1, 1978 for the Broncos, when they defeated Oakland for the AFC Championship. The two teams traded punts in the first nine minutes of the game before Denver posed the initial scoring threat. Starting at their own 20, the Broncos took four plays to reach the New England 7, behind John Elway completions of 39 and 21 yards. On second-and-goal from the four, Elway rolled around the left side and was hit just short of the goal line. He was penalized (delay of game) for spiking the ball after the play, and that set Denver back to the six. Two plays later Rich Karlis nailed a 27-yard field goal to give Denver a 3-0 lead. New England mounted a seven-play, 87-yard drive later in the quarter, with Eason hitting Stanley Morgan for a 19-yard TD. The Broncos roared right back with a 13-play, 82-yard drive that was punctuated by a 22-yard TD run by Elway, giving Denver a 10-7 lead midway through the second quarter. The Patriots tied the score on the last play of the half with a 38-yard Tony Franklin field goal. Denver received the kickoff to open the second half and proceeded to chew up over nine minutes off of the clock. The Broncos ran the ball 11 times on the drive, which stalled on the Patriot five. Karlis's 22-yard

field goal put Denver up 13-10. Five plays into the next New England drive, the Patriots took a page out of Dan Reeve's bag of tricks, scoring on a flea-flicker that ended with a 45-yard TD pass from Eason to Morgan to give New England its first lead of the game at 17-13. Denver jumped right back on top, traveling 86 yards in six plays to score on a 48-yard Elway-to-Vance Johnson pass on the last play of the third quarter. The two teams both punted three times in the fourth quarter, and the last one, a Mike Horan punt of 54 yards, backed New England to its own 10. On first down, Eason dropped back to pass but was sacked for a safety by Rulon Jones. Denver recovered the onsidess free kick and held on to the ball to preserve the win.

New England	0	10	7	0	—	17
Denver	3	7	10	2	—	22

	Team Statistics	NE	Den
Den—Karlis 27 FG (8-71)	First downs	12	23
NE-Morgan 19 pass from Eason (Franklin kick) (7-87)	Rushing-yards	121	188
Den-Elway 22 run (Karlis kick) (13-82)	Passing yards	150	253
NE-Franklin 38 FG (5-8)	Return yards	15	35
Den-Karlis 22 FG (15-80)	Passes	24-13-0	32-13-2
NE-Morgan 45 pass from Eason (Franklin kick) (5-78)	Punts	9-50.2	6-46.0
Den-Johnson 48 pass from Elway (Karlis kick) (6-86)	Fumbles-lost	1-0	0-0
Den-Safety - Eason tackled in endzone by Jones	Penalties-yards	5-45	3-20
Attendance—76,105	Time of Possession	24:31	35:29

STARTERS

WR 82 Vance Johnson	LE 75 Rulon Jones
LT 70 Dave Studdard	NT 71 Greg Kragen
LG 54 Keith Bishop	RE 61 Andre Townsend
C 64 Billy Bryan	LOLB 50 Jim Ryan
RG 60 Paul Howard	LILB 77 Karl Mecklenburg
RT 76 Ken Lanier	RILB 98 Ricky Hunley
TE 85 Joey Hackett	ROLB 57 Tom Jackson
WR 81 Steve Watson	LCB 20 Louis Wright
QB 7 John Elway	FS 43 Steve Foley
RB 23 Sammy Winder	SS 48 Randy Robbins
TE 89 Orson Mobley	RCB 31 Mike Harden

SUBSTITUTIONS—2 M. Horan, 3 R. Karlis, 8 G. Kubiak, 22 T. Lilly, 30 S. Sewell, 33 G. Lang, 35 K. Bell, 36 M. Haynes, 45 S. Wilson, 52 K. Woodard, 55 R. Dennison, 59 D. Comeaux, 62 M. Freeman, 63 M. Cooper, 69 T. Colorito, 73 S. Fletcher, 74 D. Remsberg, 80 M. Jackson, 84 C. Sampson, 87 B. Micho, 90 F. Gilbert. **DID NOT PLAY**—49 D. Smith.

INDIVIDUAL STATISTICS

New England
RUSHING—James 10-31, Collins 5-46, Fryar 1-(-2), Eason 2-23, Dupard 5-18, Hawthorne 1-5. **PASSING**—Eason 13-24-0, 194 yards. **RECEIVING**—Collins 4-46, Fryar 2-11, Morgan 3-100, Baty 3-31, Hawthorne 1-6.

Denver
RUSHING—Winder 19-102, Willhite 3-4, Elway 5-18, Lang 11-44, Bell 2-12, Sewell 2-8. **PASSING**—Elway 13-32-2, 257 yards. **RECEIVING**—Johnson 4-89, Sewell 3-41, Watson 1-21, Mobley 2-69, Lang 1-1, Winder 1-16, Micho 1-20.

1984 DIVISIONAL PLAYOFF GAME

PITTSBURGH 24, DENVER 17

DENVER, CO., Dec. 30—Denver had two possessions in the final two minutes of the game but failed to score as Pittsburgh advanced to the Conference Championship game. Denver's opportunistic defense recovered two Steeler fumbles in the first quarter. The first one resulted in a Rich Karlis field goal attempt, but it sailed wide right. Pittsburgh fumbled on the next play, and the Broncos recovered again. That turnover led to a seven-yard touchdown pass from John Elway to Jim Wright. Pittsburgh scored on a 28-yard field goal on the first play of the second period, and just before intermission, the Steelers took the lead on Frank Pollard's one-yard TD plunge. Denver tied the game early in the third quarter on a 21-yard Karlis field goal. The Broncos regained the lead on their next possession, scoring on a 20-yard pass from Elway to Steve Watson. For the game, Watson gained 177 yards on 11 receptions. The Steelers mounted a scoring drive of their own, tying the game at 17-17 on a Mark Malone to Louis Lipps pass late in the quarter. Later, Pittsburgh's

Eric Williams intercepted an Elway pass and returned it to the Denver two-yard line with only 2:45 left in the game. Pollard scored two plays later to give the Steelers the lead 24-17. Denver couldn't move the ball on its final two possessions as time ran out.

Pittsburgh	0	10	7	7	—	24
Denver	7	0	10	0	—	17

Den—J. Wright 9 pass from Elway (Karlis kick) (5-22)
 Pitt—Anderson 28 FG (12-62)
 Pitt—Pollard 1 run (Anderson kick) (8-78)
 Den—Karlis 21 FG (4-0)
 Den—Watson 20 pass from Elway (Karlis kick) (6-46)
 Pitt—Lipps 10 pass from Malone (Anderson kick) (7-66)
 Pitt—Pollard 2 run (Anderson kick) (3-2)
 Attendance—74,982

Team Statistics	Pitt	Den
First downs	25	15
Rushes-yards	40-169	22-51
Passing yards	212	199
Sacks by-yards	4-37	2-12
Return yards	43	17
Passes	17-28-0	20-39-2
Punts	3-28.3	4-42.3
Fumbles-lost	3-2	2-0
Penalties-yards	4-30	1-5
Time of Possession	32:52	27:08

INDIVIDUAL STATISTICS

Pittsburgh

RUSHING—Pollard 16-99, Abercrombie 17-75, Malone 5- (-6), Lipps 1-0, Veals 1-1. **PASSING**—Malone 17-28-0, 224 yards. **RECEIVING**—Abercrombie 3-18, Pollard 4-48, Lipps 5-86, Stallworth 3-38, Cunningham 1-19, Thompson 1-15.

Denver

RUSHING—Elway 4-16, Winder 15-37, Watson 1-(-3), Willhite 1-1, Parros 1-0. **PASSING**—Elway 19-37-2, 184 yards, Willhite 1-1-0, 52 yards. **RECEIVING**—Winder 4-22, Watson 11-177, J. Wright 2-16, Willhite 2-12, Alexander 1-9.

1983

WILD CARD PLAYOFF GAME

SEATTLE 31, DENVER 7

SEATTLE, Wash., Dec. 24—Seattle broke open a close contest with two second-half Dave Krieg touchdown passes as the Seahawks beat Denver 31-7 in the AFC Wild Card playoff game. Seattle scored on its first possession of the day with a 17-yard pass from Krieg to Steve Largent. Later in the first quarter, Denver mounted a nine-play, 76-yard drive, scoring on a 13-yard pass from Steve DeBerg to Jesse Myles. Seattle cornerback Kerry Justin intercepted a DeBerg pass on Denver's next drive and the Seahawks drove to the Denver 20-yard line, with Norm Johnson converting a 37-yard field goal. Denver then drove down to the Seattle four-yard line, but Gerald Willhite fumbled and Seattle recovered, and then ran the remaining time off the clock. The second half belonged to the Seahawks as Krieg passed for two touchdowns and running back David Hughes ran for another, making the final score 31-7.

Denver	7	0	0	0	—	7
Seattle	7	3	7	14	—	31

Sea—Largent 17 pass from Krieg. (Johnson kick)
 Den—Myles 13 pass from DeBerg. (Karlis kick)
 Sea—Metzelaars 5 pass from Krieg. (Johnson kick)
 Sea—Johns 18 pass from Krieg. (Johnson kick)
 Sea—Hughes 2 run. (Johnson kick)
 Attendance—60,752

Team Statistics	Den	Sea
First downs	21	17
Total net yards	360	324
Net yards rushing	125	145
Net yards passing	235	179
Total plays	69	53
Passes	24-34-2	12-13-0
Return yards	128	146
Penalty yards	35	34

INDIVIDUAL STATISTICS

Denver

RUSHING—Winder 16-59, Poole 7-25, Elway 3-16, Willhite 5-16, Sampson 1-8, Watson 1-1. **RECEIVING**—Myles 7-73, Watson 4-51, Poole 4-17, Sampson 3-52, Winder 2-13, Thomas 1-19, Egloff 1-16, Wilson 1-12, Willhite 1-1. **PASSING**—DeBerg 14-19-1, 131 yards. Elway 10-15-1, 123 yards.

Seattle

RUSHING—Warner 23-99, Hughes 3-16, Bryant 5-15, Krieg 3-9, Dixon 3-4, Zorn 1-2. **PASSING**—Krieg 12-13-0, 200 yards. **RECEIVING**—Largent 4-76, Warner 3-22, Johns 2-59, Young 2-38, Metzelaars 1-5.

1979 WILD CARD PLAYOFF GAME

HOUSTON 13, DENVER 7

HOUSTON, Tex., Dec. 23—Toni Fritsch kicked two field goals to provide the margin of victory as the Houston Oilers played strong second half defense and defeated the Broncos, 13-7, earning the Oilers advancement in the American Football Conference playoffs.

Fritsch opened the scoring with a 31-yard first period field goal, but Denver came back to take a 7-3 lead on a seven-yard pass from Craig Morton to running back Dave Preston, an 80-yard drive that took the Broncos 13 plays.

Houston went ahead to stay on a three-yard burst by Earl Campbell at 14:14 of the second period. However, Campbell was injured on the play and did not return to action in the second half. Oiler quarterback Dan Pastorini and wide receiver Ken Burrough also left the contest due to injuries, both early in the second half, putting a severe crimp in the Houston attack. But the Broncos were able to move the ball for only 216 yards total offense, and the tenacious Houston defense sacked Morton six times for 40 yards in losses as the Oilers held on to win.

Linebacker Bob Swenson intercepted a Gifford Nielsen pass at the Oiler 26-yard line midway through the fourth period, but two sacks of Morton led to a 50-yard field goal attempt by Fred Steinfert. Steinfert's kick hit the upright, and the Oilers later drove for a second field goal by Fritsch, this one of 20 yards, providing the final victory margin.

Denver drove to the Houston 27 at the two minute mark, but the Oiler defense again rose to the occasion to stifle the threat and secure the win, eliminating the Broncos from the playoffs.

Denver	7	0	0	0	—	7
Houston	3	7	0	3	—	13

Hou—Fritsch 31 FG
 Den—Preston 7 pass from Morton (Turner kick)
 Hou—Campbell 3 run (Fritsch kick)
 Hou—Fritsch 20 FG
 Attendance—48,776

Team Statistics	Den	Hou
First downs	17	15
Total net yards	216	282
Net yards rushing	112	135
Net yards passing	104	147
Total plays	65	65
Passes	14-27-1	10-22-2
Return yards	37	57
Penalty yardage	70	19

INDIVIDUAL STATISTICS

Denver

RUSHING—Armstrong 12-51, Preston 9-24, Jensen 4-5, Canada 4-29, Upchurch 1-3, Morton 2-0. **PASSING**—Morton 14-27-1, 144 yards. **RECEIVING**—Armstrong 2-22, Egloff 1-17, Preston 4-40, Moses 3-47, Jensen 1-11, Canada 1-4, Odums 2-3.

Houston

RUSHING—Campbell 16-50, T. Wilson 8-21, Coleman 2-5, Carpenter 16-59. **PASSING**—Pastorini 8-18-1, 149 yards; Nielsen 2-4-1, 9 yards. **RECEIVING**—Coleman 1-41, Carpenter 3-26, Barber 1-31, T. Wilson 4-53, Campbell 1-7.

1978 DIVISIONAL PLAYOFF GAME

PITTSBURGH 33, DENVER 10

PITTSBURGH, Pa., Dec. 30—Two fourth quarter touchdown passes by Pittsburgh quarterback Terry Bradshaw lifted the Steelers to a 33-10 victory over the Denver Broncos and into the American Football Conference championship game.

Bradshaw's scoring tosses included a 45-yard bomb to John Stallworth and a 38-yarder to Lynn Swann, capping a brilliant performance by the Pittsburgh passer.

The Broncos took the early lead on a 37-yard Jim Turner field goal, but Pittsburgh's Franco Harris ran one and 18 yards for touchdowns and Roy Gerela kicked a 24-yard field goal to give the Steelers a 16-3 advantage. Denver cut the margin to 16-10 on a three-yard Dave Preston TD, but Gerela kicked another field goal to make the halftime margin 19-10. Denver threatened to come closer in the third period, but Turner's 29-yard field goal attempt was blocked, and Bradshaw's passing sealed Denver's fate early in the final stanza. The Steelers rolled to 425 yards total offense, with Bradshaw accounting for 272 through the air, 156 on ten receptions by Stallworth. The eventual World Champion Steelers limited the Broncos' ground game to just 87 yards in earning the right to play the Houston Oilers for the AFC crown the following week.

Denver	3	7	0	0	—	10
Pittsburgh	6	13	0	14	—	33

Den—Turner 37 FG
 Pit—Harris 1 run (kick failed)
 Pit—Harris 18 run (Gerela kick)
 Pit—Gerela 24 FG
 Den—Preston 3 run (Turner kick)
 Pit—Gerela 27 FG
 Pit—Stallworth 45 pass from Bradshaw
 (Gerela kick)
 Pit—Swann 38 pass from Bradshaw
 (Gerela kick)
 Attendance—48,921

INDIVIDUAL STATISTICS

Denver

RUSHING—Keyworth 6-12, Lytle 5-6, Canada 1-3, Perrin 6-6, Preston 4-14, Weese 4-43, Armstrong 1-3. **PASSING**—Morton 3-5-0, 34 yards; Weese 8-16-0, 118 yards; Ditts 1-1-0, 16 yards. **RECEIVING**—Moses 2-33, Dolbin 4-77, Lytle 1-(-1), Perrin 2-16, Odoms 1-24, Preston 2-19.

Pittsburgh

RUSHING—Harris 24-105, Bleier 8-26, Bradshaw 2-4, Thornton 2-4, Moser 2-6, J. Smith 1-4, Deloplane 1-4. **PASSING**—Bradshaw 16-29-1, 272 yards. **RECEIVING**—Stallworth 10-156, Grossman 4-64, Swann 2-52.

1978 SUPER BOWL XII

DALLAS 27, DENVER 10

NEW ORLEANS, La., Jan. 15—The Dallas Cowboys evened their Super Bowl record at 2-2 by defeating the Denver Broncos 27-10 before a sellout crowd of 76,400, plus 90 million television viewers, the largest audience ever to watch a sporting event. Dallas converted two pass interceptions by safety Randy Hughes and cornerback Aaron Kyle into 10 points and Efen Herrera added a 35-yard field goal to give the Cowboys at 13-0 halftime advantage. The Denver offense had trouble getting untracked against the hard-hitting Cowboy defense. The Broncos lost three fumbles and were intercepted twice on their last five possessions of the first half. The Broncos came back momentarily at the outset of the third period. Craig Morton engineered a drive to the Cowboys 30-yard line from where Jim Turner booted a 47-yard field goal to make the score 13-3. After an exchange of punts, Dallas wide receiver Butch Johnson made a spectacular diving catch in the end zone to complete a 45-yard pass from Roger Staubach to put the Cowboys ahead 20-3. However, the momentum swung back to the Broncos as Rick Upchurch returned the kickoff 67 yards to the Dallas 26. On the second play of the series, Norris Weese relieved Craig Morton at quarterback. Morton, who was intercepted only eight times during the regular season, had thrown a Super Bowl record four interceptions. Weese guided the Broncos to a touchdown — a one-yarder by Ron Lytle — to cut the Dallas lead to 20-10 with 5:39 left in the third quarter. Dallas clinched the victory when running back Robert Newhouse threw a 29-yard touchdown pass to Golden Richards on an option play with 7:04 remaining in the game. It was the first pass thrown by Newhouse since the 1975 regular season. The Cowboys offense amassed 325 yards while the defense limited the Broncos to 156 in a game which saw the Cowboys control the ball 38:34 to Denver's 21:26. Roger Staubach completed 17 of 25 passes for 183 yards while Harvey Martin and Randy White, who were named Co-MVPs, led the Cowboys defense which recovered four fumbles and intercepted four passes.

Dallas	10	3	7	7	—	27
Denver	0	0	10	0	—	10

Dal—Dorsett 3 run (Herrera kick)
 Dal—FG Herrera 35
 Dal—FG Herrera 43
 Den—FG Turner 47
 Dal—Johnson 45 pass from Staubach
 (Herrera kick)
 Den—Lytle 1 run (Turner kick)
 Dal—Richards 29 pass from Newhouse
 (Herrera kick)
 Attendance—76,400

Team Statistics	Dal	Den
First downs	17	11
Total net yards	325	156
Net yards rushing	143	121
Net yards passing	182	35
Total plays	71	58
Passes	19-28-0	8-25-4
Return yards	97	195
Penalty yardage	94	60

INDIVIDUAL STATISTICS

Dallas

RUSHING—Johnson 1-(-9), Dorsett 15-66, Newhouse 14-55, P. Pearson 3-11, Staubach 3-6, White 1-13, Laidlaw 1-1. **PASSING**—Staubach 17-25-0, 183 yards; White 1-2-0, 5 yards; Newhouse 1-1-0, 29 yards. **RECEIVING**—P. Pearson 5-37, Dorsett 2-11, DuPree 4-66, Newhouse 3-(-1), Johnson 2-53, Richards 2-38, D. Pearson 1-13.

Denver

RUSHING—Keyworth 5-9, Armstrong 7-27, Lytle 10-35, Perrin 3-8, Jensen 1-16, Weese 3-26. **PASSING**—Morton 4-15-4, 39 yards; Weese 4-10-0, 22 yards. **RECEIVING**—Moses 1-21, Perrin 1-(-7), Dolbin 2-24, Odoms 2-9, Jensen 1-5, Upchurch 1-9.

1978 AFC CHAMPIONSHIP

DENVER 20, OAKLAND 17

DENVER, Colo., Jan. 1—Denver quarterback Craig Morton threw two touchdown passes to Haven Moses as the Broncos defeated the defending NFL Champion Oakland Raiders 20-17 and moved into their first Super Bowl. Morton, who was drafted and spent nine-and-a-half years with the Cowboys, would face his former Dallas teammates after completing 10 of 20 passes for 224 yards. It would be the second meeting in five weeks for these two teams — Dallas won 14-6 in the regular season finale as Morton played only the opening series due to a bruised hip. On a sunny, 18-degree day before 74,982 Denver partisans, the Raiders scored on their initial possession as Errol Mann kicked a 20-yard field goal to climax an 18-play drive. Morton hit Moses on their first scoring hookup two plays later on a 74-yard touchdown bomb, and the Broncos were on top to stay. Denver took advantage of two Oakland turnovers in the second half to win its second game in three meetings with the Raiders during the 1977 season. Defensive end Brison Manor recovered running back Clarence Davis' fumble at the Oakland 17 and running back Jon Keyworth scored from the 1-yard line to increase the margin to 14-3 in the third quarter. Oakland quarterback Ken Stabler hit tight end Dave Casper on the first of two scoring passes to narrow the lead to 14-10 with 39 seconds elapsed in the final period. But on Oakland's next possession, linebacker Bob Swenson intercepted a Stabler pass and ran to the Raiders' 14. Morton then threw 12 yards to Moses for the Broncos' final touchdown. Oakland finished the scoring on the next series as Stabler threw 17 yards to Casper for the game's last touchdown. Denver controlled the ball for the final 3:08 and gave Red Miller the AFC title in his first year as a head coach. Moses, a 10-year veteran, had five receptions for 168 yards. The Denver defense, which was No. 1 against the rush in the NFL during the regular season, held the Raiders to 94 yards on the ground.

Oakland	3	0	0	14	—	17
Denver	7	0	7	6	—	20

Oak—FG Mann 20
 Den—Moses 74 pass from Morton
 (Turner kick)
 Den—Keyworth 1 run (Turner kick)
 Oak—Casper 7 pass from Stabler (Mann kick)
 Den—Moses 12 pass from Morton
 (pass failed)
 Oak—Casper 17 pass from Stabler
 (Mann kick)
 Attendance—74,982

Team Statistics	Oak	Den
First downs	20	16
Total net yards	298	308
Net yards rushing	94	91
Net yards passing	204	217
Total plays	72	58
Passes	17-35-1	10-20-1
Return yards	152	93
Penalty yardage	6	46

INDIVIDUAL STATISTICS

Oakland

RUSHING—Davis 9-1, van Eeghen 20-71, Banaszak 7-22. **PASSING**—Stabler 17-35-1. **RECEIVING**—van Eeghen 2-8, Biletnikoff 4-38, Branch 3-59, Casper 5-71, Siani 1-12, Banaszak 1-2, Bradshaw 1-25.

Denver

RUSHING—Keyworth 8-19, Lytle 7-26, Perrin 11-42, Armstrong 7-16, Morton 2-(-4), Jensen 1-2, Moses 1-(-10). **PASSING**—Morton 10-20-1, 224 yards. **RECEIVING**—Moses 5-168, Perrin 2-20, Odoms 1-13, Keyworth 1-3, Jensen 1-20.

1977 DIVISIONAL PLAYOFF GAME

DENVER 34, PITTSBURGH 21

DENVER, Colo., Dec. 24—After ties at 7, 14, and 21, veteran Jim Turner kicked a 44-yard field goal to put Denver ahead to stay as the Broncos—in their first playoff game ever—beat the perennial AFC Central Champion Steelers. Leading 24-21, the Broncos capped their victory with two fourth-quarter interceptions by linebacker Tom Jackson, the last of which set up Craig Morton's 34-yard game-clinching touchdown pass to Jack Dolbin. Denver capitalized on a blocked punt and a fumble recovery for two scores in the first half, which ended 14-14. Morton and Steeler quarterback Terry Bradshaw traded touchdown passes in the second half before Turner's kick, Jackson's interceptions, and Morton's arm kept Pittsburgh from the AFC title game for the first time in four years. The Denver victory set up a third game between the AFC Western Champion Broncos and the AFC Wild Card Raiders, who split two regular season games.

Pittsburgh	0	14	0	7	—	21
Denver	7	7	7	13	—	34

Den—Lytle 7 run (Turner kick)
 Pit—Bradshaw 1 run (Gerela kick)
 Den—Armstrong 10 run (Turner kick)
 Pit—Harris 1 run (Gerela kick)
 Den—Odoms 30 pass from Morton
 (Turner kick)
 Pit—Brown 1 pass from Bradshaw
 (Gerela kick)
 Den—FG Turner 44
 Den—FG Turner 25
 Den—Dolbin 34 pass from Morton (Turner kick)
 Attendance—75,011

Team Statistics	Pit	Den
First downs	18	15
Total net yards	304	258
Net yards rushing	127	103
Net yard passing	177	155
Total plays	76	61
Passes	19-37-3	11-23-0
Return yards	135	161
Penalty yardage	67	20

INDIVIDUAL STATISTICS

Pittsburgh

RUSHING—Harris 28-92, Bleier 7-14, Bradshaw 4-21. **PASSING**—Bradshaw 19-37-3, 177 yards. **RECEIVING**—Harris 4-20, Cunningham 3-42, Swann 1-6, Stallworth 4-80, Bleier 2-10, Brown 1-1, Maxson 3-11, Grossman 1-7.

Denver

RUSHING—Lytle 12-26, Keyworth 5-20, Jensen 4-13, Armstrong 11-44, Morton 5-0. **PASSING**—Morton 11-23-0, 164 yards. **RECEIVING**—Jensen 2-33, Odoms 5-43, Moses 2-45, Armstrong 1-9, Dolbin 1-34.

BRONCOS COACHING HISTORY

BRONCO COACHING RECORDS

Season	Coach	Record	
1960	Frank Filchock	4-9-1	
1961	Frank Filchock	3-11-0	
	Filchock's totals	7-20-1	.268
1962	Jack Faulkner	7-7-0	
1963	Jack Faulkner	2-11-1	
1964	Jack Faulkner	0-4-0	
	Faulkner's totals	9-22-1	.297
1964	Mac Speedie	2-7-1	
1965	Mac Speedie	4-10-0	
1966	Mac Speedie	0-2-0	
	Speedie's totals	6-19-1	.250
1966	Ray Malavasi	4-8-0	
	Malavasi's totals	4-8-0	.333
1967	Lou Saban	3-11-0	
1968	Lou Saban	5-9-0	
1969	Lou Saban	5-8-1	
1970	Lou Saban	5-8-1	
1971	Lou Saban	2-6-1	
	Saban's totals	20-42-3	.331
1971	Jerry Smith	2-3-0	
	Smith's totals	2-3-0	.400
1972	John Ralston	5-9-0	
1973	John Ralston	7-5-2	
1974	John Ralston	7-6-1	
1975	John Ralston	6-8-0	
1976	John Ralston	9-5-0	
	Ralston's totals	34-33-3	.507
1977	Red Miller	12-2-0	
	Playoffs	2-1-0	
1978	Red Miller	10-6-0	
	Playoffs	0-1-0	
1979	Red Miller	10-6-0	
	Playoffs	0-1-0	
1980	Red Miller	8-8-0	
	Miller's totals	40-22-0	.645
		42-25-0	.627
1981	Dan Reeves	10-6-0	
1982	Dan Reeves	2-7-0	
1983	Dan Reeves	9-7-0	
	Playoffs	0-1	
1984	Dan Reeves	13-3-0	
	Playoffs	0-1	
1985	Dan Reeves	11-5-0	
1986	Dan Reeves	11-5-0	
	Playoffs	2-1-0	
1987	Dan Reeves	10-4-1	
	Playoffs	2-1-0	
1988	Dan Reeves	8-8-0	
1989	Dan Reeves	11-5-0	
	Playoffs	2-1-0	
	Reeves' totals	85-50-1	.629
		90-55-1	.620

ASSISTANT COACH ROSTER

Marvin Bass 1982-1989; Marv Braden 1977-1980; Ken Carpenter 1961; Rubin Carter 1987-88; Jim Cason 1960; Barney Chavous 1989; Max Coley 1972-1976; Joe Collier 1969-1988; Dick Coury 1972-1973; Kay Dalton 1974-1976, 1986; George Dickson 1964-1965; Dale Dodrill 1960-1963, 1966; Whitey Dovell 1967-1971, 1979-1980; Rod Dowhower 1980-1982; Hunter Enis 1967-1971; Mo Forte 1988-1989; Jerry Frei 1972-1975, 1981-1982; Chan Gailey 1985-1989; Bob Gambold 1972-1977; Alex Gibbs 1984-1987; Mike Giddings 1976; Gary Glick 1962; I.J. Gorman, 1983-1984;

Ken Gray 1977-1978; Bob Griffin 1966; John Hadl, 1983; George Henshaw 1988-89; Ed Hughes 1963; Charley Johnson 1976; Reed Johnson 1981; Stan Jones 1967-1971, 1976-1988; Larry Kennan 1988; Charlie Lee 1981; Earl Leggett 1989; Dick MacPherson 1967-1970; Ray Malavasi 1964-1966; Pete Mangurian 1988-89; Jim Martin 1962; Marv Matusak 1966; Richie McCabe 1978-1982; Bus Mertes 1965-1966; Al Miller 1985-1989; Bob Miller 1963-1965; Myrel Moore 1972-1977, 1982-1988; Nick Nicolau 1981-1987; Mike Nolan 1987-89; Babe Parilli 1977-1979; Wade Phillips 1989; Fran Polsfoot 1977-1984; Dan Radakovich 1983; Harold Richardson 1989; Paul Roach 1977-1980; Sam Rutigliano 1967-1970; Mike Shanahan 1984-1987, 1989; Jerry Smith 1971; MacSpeedie 1962-1964; Doc Ulrich 1972-1976, 1984-1985; Doak Walker, 1966; Charlie Waters 1988-89; Charlie West, 1983-1988; Bob Zeman 1978-1982.

DENVER BRONCOS 1990 ROAD GAMES/HOTEL SCHEDULE

City	Date	Hotel
Indianapolis	August 11 Saturday	Omni Severin Hotel 40 West Jackson Place Indianapolis, Indiana 46225 (317) 634-6664
Miami	August 25 Saturday	Ft. Lauderdale Marina Marriott 1881 S.E. 17th Street Fort Lauderdale, Florida 33316 (305) 463-4000
Los Angeles	September 9 Sunday	Stouffer Concourse Hotel 5400 West Century Boulevard Los Angeles, California 90045 (213) 216-5858
Buffalo	September 10 Sunday	The Hyatt Regency Two Fountain Plaza Buffalo, New York 14202 (716) 856-1234
Indianapolis	October 21 Sunday	Omni Severin Hotel 40 West Jackson Place Indianapolis, Indiana 46225 (317) 634-6664
Minneapolis	November 4 Sunday	Marriott City Center 30 South 7th Street Minneapolis, Minnesota 55402 (612) 349-4000
San Diego	November 11 Sunday	Mission Valley Marriott 8757 Rio San Diego Drive San Diego, California 92108 (619) 692-3800
Detroit	November 22 Thursday	Detroit Marriott Troy 200 West Big Beaver Road Troy, Michigan 48084 (313) 680-9797
Kansas City	December 9 Sunday	Hyatt Regency Crown Center 2345 McGee Street Kansas City, Missouri 64108 (816) 421-1234
Seattle	December 23 Sunday	The Westin Hotel 1900 Fifth Avenue Seattle, Washington 98101 (206) 728-1000

ATTENDANCE MARKS

BRONCOS LARGEST CROWDS At Home—Mile High Stadium

76,105	vs. New England (Playoffs)	Jan. 4, 1987
76,089	vs. Seattle	Oct. 26, 1986
76,082	vs. Dallas	Oct. 5, 1986
76,005	vs. Cleveland (Playoffs)	Jan. 14, 1990
75,999	vs. Seattle	Sept. 13, 1987
75,993	vs. Cleveland (Playoffs)	Jan. 17, 1988
75,868	vs. Pittsburgh (Playoffs)	Jan. 7, 1990
75,806	vs. Cleveland	Nov. 13, 1988
75,968	vs. Houston (Playoffs)	Jan. 10, 1988
75,964	vs. Los Angeles Raiders	Sept. 26, 1988
75,905	vs. Washington	Dec. 13, 1986
75,986	vs. Seattle	Sept. 4, 1988
75,804	vs. New England	Sept. 28, 1986
75,795	vs. New England	Dec. 6, 1987
75,783	vs. Chicago	Nov. 16, 1987
75,754	vs. Los Angeles Raiders	Sept. 24, 1989

On the Road

101,063	at Pasadena (Super Bowl XXI)	Jan. 25, 1987
91,020	at Los Angeles Raiders	Oct. 28, 1984
90,153	at Los Angeles Raiders	Nov. 2, 1986
87,560	at Los Angeles Raiders	Dec. 3, 1989
81,065	at Cleveland	Oct. 5, 1980
79,915	at Cleveland (Playoffs)	Jan. 11, 1987
79,864	at Buffalo	Oct. 5, 1975
78,637	at Cleveland	Oct. 1, 1989
78,176	at Buffalo	Sept. 18, 1989
77,757	at Buffalo	Oct. 25, 1981
76,400	at New Orleans (Super Bowl XII)	Jan. 15, 1978
76,245	at Kansas City	Nov. 12, 1989
75,674	at Cleveland	Oct. 24, 1971
75,116	at New York Giants	Nov. 23, 1986
74,672	at Kansas City	Oct. 18, 1981
74,292	at Kansas City	Oct. 14, 1979

ATTENDANCE BY SEASON

Year	Home	Road	Total
1960	91,333	115,994	207,327
1961	74,508	122,315	196,823
1962	178,485	146,442	324,927
1963	132,218	165,995	298,213
1964	118,259	166,744	285,003
1965	219,786	215,992	435,778
1966	192,198	203,799	395,997
1967	231,801	247,696	479,497
1968	281,374	278,008	559,382
1969	326,851	276,755	603,606
1970	355,739	330,184	685,923
1971	358,400	377,642	736,042
1972	361,414	412,073	773,487
1973	356,327	351,334	707,661
1974	347,322	354,367	701,689
1975	342,375	347,944	690,319
1976	436,468	349,126	785,594
1977	524,595	370,917	895,512
1978	598,085	470,756	1,068,841
1979	597,521	427,040	1,024,561
1980	593,084	473,680	1,066,764
1981	*598,224	475,360	1,073,584
1982	369,555	183,046	552,601
1983	592,493	385,022	977,515
1984	585,233	450,442	1,035,675
1985	589,500	452,847	1,042,347
1986	589,037	531,256	1,120,293

ATTENDANCE BY SEASON (Continued)

Year	Home	Road	Total
1987	498,715	370,586	869,301
1988	597,680	487,571	1,085,251
1989	588,144	*542,541	*1,130,685
Totals	11,726,724	10,083,474	21,810,198

*Bronco records

SEASON TICKET SALES

1960—2,675	*1976—62,215
1961—5,775	*1977—73,089
1962—5,042	*1978—73,092
1963—7,624	*1979—73,313
1964—8,002	*1980—73,298
1965—22,905	*1981—73,380
1966—18,898	*1982—73,380
1967—24,650	*1983—73,377
1968—27,348	*1984—73,347
1969—31,936	*1985—73,309
1970—43,580	*1986—73,348
*1971—47,500	*1987—74,147
*1972—48,000	*1988—74,147
*1973—48,000	*1989—73,952
*1974—49,000	*1990—73,966
*1975—49,000	

*Season tickets sold out. Since and including the 1970 season, every Bronco game at Mile High Stadium has been a sell-out, with the exception of two replacement games played during the 1987 strike (both games were sold out before the strike). The Broncos have sold out 147 consecutive non-strike regular season games, and with postseason games, the total reaches 155.

BRONCOS STATISTICAL HISTORY

OFFENSE YEAR-BY-YEAR

	Total Plays	First Downs	Rush Yards	Pass Yards	Total Yards	Total Points
1960	958	248	1195	3247	4442	309
1961	934	219	1091	2720	3811	251
1962	885	270	1298	3404	4702	353
1963	832	230	1508	2487	3995	301
1964	905	211	1311	2021	3332	240
1965	959	255	1829	2640	4469	303
1966	816	171	1173	1995	3168	196
1967	852	172	1265	1682	2947	256
1968	897	217	1614	2357	3971	255
1969	841	243	1637	2524	4161	297
1970	883	217	1802	2025	3827	253
1971	891	217	2093	2065	4158	203
1972	831	237	1838	2634	4472	325
1973	893	253	1954	2519	4473	354
1974	861	258	2157	2328	4485	302
1975	964	268	1993	2541	4534	254
1976	901	239	1932	2204	4136	315
1977	887	223	2043	1863	3906	274
1978	1039	294	2451	2378	4829	282
1979	1044	306	2040	3102	5142	289
1980	992	286	1865	2777	4642	310
1981	1062	306	1895	3531	5426	321
1982	592	170	1018	1819	2837	148
1983	1025	292	1784	3027	4811	302
1984	1018	298	2076	2859	4935	353
1985	1152	339	1851	3645	5496	380
1986	1042	319	1678	3538	5216	378
1987	1070	331	1970	3654	5624	379
1988	1077	338	1815	3691	5506	327
1989	1071	308	2092	3001	5093	362

DEFENSE YEAR-BY-YEAR

	Total Plays	First Downs	Rush Yards	Pass Yards	Total Yards	Total Points
1960	927	254	2145	2987	5132	393
1961	899	233	1633	2785	4418	432
1962	862	234	1868	2670	4538	332
1963	828	254	1687	3394	5081	473
1964	902	270	2064	2906	4970	438
1965	850	244	1337	2960	4297	392
1966	871	251	2029	2515	4544	381
1967	921	276	2076	3125	5201	409
1968	916	251	1861	3163	5024	404
1969	918	278	1709	2932	4641	344
1970	838	199	1351	2354	3705	264
1971	825	206	1834	1985	3819	275
1972	876	251	1668	2183	3851	350
1973	872	239	1795	2440	4235	296
1974	945	265	1808	2583	4391	294
1975	901	247	1974	2032	4006	307
1976	903	222	1709	2026	3735	206
1977	941	217	1530	2244	3774	148
1978	1016	251	1979	2469	4448	198
1979	1033	273	1693	3159	4852	262
1980	1043	303	2117	3125	5242	323
1981	999	268	1992	2868	4860	289
1982	616	176	935	2234	3169	226
1983	1099	321	1938	3673	5611	327
1984	1123	308	1664	4023	5687	241
1985	1069	290	1973	3206	5179	329
1986	1026	291	1651	3296	4947	327
1987	941	277	2017	2796	4813	288
1988	1055	316	2538	2933	5471	352
1989	977	246	1580	2827	4407	226

YEARLY LEADERS

Rushing

	Yards	Attempts	Average	TDs
1960	Rolle—501	Rolle—130	Mingo—3.9	Mingo—4
1961	Stone—505	Stone—127	Stone—4.0	Bukaty—5
1962	Stone—360	Stone—94	Stone—3.8	Mingo—4
1963	Joe—649	Joe—154	Joe—4.2	Joe—4
1964	Mitchell—590	Mitchell—177	Joe—3.7	Mitchell—5
1965	Gilchrist—954	Gilchrist—252	Hayes—4.1	Gilchrist—6
1966	Hayes—411	Haynes—129	Hayes—3.9	Haynes—2
1967	Little—381	Little—130	Mitchell—3.8	Chobolan—4
1968	Little—584	Little—158	Little—3.7	Hayes—4
1969	Little—729	Little—146	Little—5.0	Hickey—4
1970	Little—901	Little—209	Anderson—4.4	Lynch—4
1971	Little—1133	Little—284	Dawkins—4.4	Crenshaw—5
1972	Little—859	Little—216	Anderson—4.4	Little—6
1973	Little—979	Little—256	Dawkins—4.4	Little—9
1974	Armstrong—1407	Armstrong—263	Armstrong—5.3	Little—12
1975	Keyworth—725	Keyworth—182	Keyworth—4.0	Keyworth—10
1976	Armstrong—1008	Armstrong—247	Armstrong—4.1	Keyworth—3
1977	Armstrong—489	Armstrong—130	Perrin—4.1	Lynch—3
1978	Perrin—455	Armstrong—112	Canada—4.6	Armstrong—5
1979	Armstrong—453	Keyworth—112	Armstrong—4.2	Armstrong—4
1980	Jensen—476	Armstrong—108	Jensen—4.7	Perrin—4
1981	Parros—749	Preston—183	Parros—4.3	Lytle—4
1982	Willhite—347	Parros—77	Willhite—5.0	Armstrong—4
1983	Winder—757	Winder—196	Willhite—4.4	Preston—4
1984	Winder—1153	Winder—296	Willhite—4.8	Lytle—4
1985	Winder—714	Winder—199	Elway—5.1	Willhite—2
1986	Winder—789	Winder—240	Sewell—5.3	Pooler—4
1987	Winder—741	Winder—196	Willhite—5.4	Winder—4
1988	Dorsett—703	Dorsett—181	Elway—4.3	Winder—8
1989	Humphrey—1151	Humphrey—294	Elway—5.1	Winder—9

Passing

	Yards	Attempts	Completions
1960	Tripucka—3038	Tripucka—478	Tripucka—248
1961	Tripucka—1690	Tripucka—344	Tripucka—167
1962	Tripucka—2917	Tripucka—440	Tripucka—240
1963	Slaughter—1689	Slaughter—223	Slaughter—112
1964	Lee—1611	Lee—265	Lee—133
1965	McCormick—1292	McCormick—253	McCormick—103
1966	Chobolan—1110	McCormick—193	Chobolan—82
1967	Tensi—1915	Tensi—325	Tensi—131
1968	Briscoe—1589	Briscoe—224	Briscoe—93
1969	Tensi—1990	Tensi—286	Tensi—131
1970	Liske—1340	Liske—238	Liske—112
1971	Ramsey—1120	Ramsey—178	Horn—89

YEARLY LEADERS (Continued)

	Yards	Attempts	Completions
1972	Johnson—1783	Johnson—238	Johnson—132
1973	Johnson—2485	Johnson—346	Johnson—184
1974	Johnson—1969	Johnson—244	Johnson—136
1975	Ramsey—1562	Ramsey—233	Ramsey—128
1976	Ramsey—1931	Ramsey—270	Ramsey—128
1977	Morton—1929	Morton—254	Morton—131
1978	Morton—1802	Morton—267	Morton—146
1979	Morton—2626	Morton—370	Morton—204
1980	Morton—2150	Morton—301	Morton—183
1981	Morton—3195	Morton—376	Morton—225
1982	DeBerg—1405	DeBerg—223	DeBerg—131
1983	Elway—1663	Elway—259	Elway—123
1984	Elway—2598	Elway—380	Elway—214
1985	Elway—3891	Elway—605	Elway—327
1986	Elway—3485	Elway—504	Elway—280
1987	Elway—3198	Elway—410	Elway—224
1988	Elway—3309	Elway—496	Elway—274
1989	Elway—3051	Elway—416	Elway—223
	Pct.	TD	Int.
1960	Tripucka—519	Tripucka—24	Tripucka—34
1961	Tripucka—486	Tripucka—10	Herring—22
1962	Tripucka—545	Tripucka—17	Tripucka—25
1963	Slaughter—502	Slaughter—12	Slaughter—14
1964	Slaughter—513	Lee—11	Lee—20
1965	Slaughter—510	McCormick—7	McCormick—14
1966	Chobolan—503	McCormick—6	McCormick—15
1967	Tensi—403	Tensi—16	Tensi—17
1968	Briscoe—415	Briscoe—14	Briscoe—13
1969	Tensi—458	Tensi—14	Tensi—12
1970	Liske—471	Liske—7	Liske—11
1971	Horn—514	Ramsey—5	Horn—14
1972	Johnson—555	Johnson—14	Johnson—14
1973	Johnson—532	Johnson—20	Johnson—17
1974	Johnson—557	Johnson—13	Johnson—9
1975	Ramsey—549	Ramsey—9	Ramsey—14
1976	Ramsey—474	Ramsey—11	Ramsey—13
1977	Morton—516	Morton—14	Morton—8
1978	Weese—632	Morton—11	Morton—8
1979	Morton—551	Morton—16	Morton—19
1980	Morton—608	Morton—12	Morton—13
1981	Morton—598	Morton—21	Morton—14
1982	DeBerg—587	DeBerg—7	DeBerg—11
1983	DeBerg—553	DeBerg—9	Elway—14
1984	Kubiak—587	Elway—18	Elway—15
1985	Elway—540	Elway—22	Elway—23
1986	Kubiak—605	Elway—19	Elway—13
1987	Karcher—549	Elway—19	Elway—12
1988	Kubiak—623	Elway—17	Elway—19
1989	Kubiak—582	Elway—18	Elway—18

Receiving

	No.	Yards	Average	TD
1960	Taylor—92	Taylor—1235	Carmichael—19.3	Taylor—12
1961	Taylor—100	Taylor—1176	Frazier—17.0	Frazier—6
1962	Taylor—77	Taylor—908	Scarpitto—19.0	Scarpitto—6
1963	Taylor—78	Taylor—1101	Groman—16.2	Taylor—10
1964	Taylor—76	Taylor—873	Dixon—15.4	Taylor—7
1965	Taylor—85	Taylor—1131	Scarpitto—18.3	Taylor—6
1966	Haynes—46	Denson—725	Denson—20.1	Scarpitto—4
1967	Denson—46	Denson—899	Denson—19.5	Denson—11
1968	Crabtree—46	Crabtree—601	Denson—17.2	Crabtree—5
1969	Crabtree—35	Crabtree—601	Denson—17.2	Denson—5
1969	Denson—53	Denson—809	Embree—16.2	Denson—10
1970	Denson—47	Denson—646	Whalen—14.0	Whalen—3
1971	Anderson—37	Simmons—403	Simmons—16.1	Harrison—2
1972	Sherman—38	Sherman—661	Sherman—17.4	Moses—5
1973	Odoms—43	Odoms—629	Moses—18.5	Moses—8
1974	Odoms—42	Odoms—639	Moses—16.4	Odoms—6
1975	Keyworth—42	Odoms—544	Moses—17.4	Dolbin—3
1976	Armstrong—39	Moses—498	Moses—19.9	Odoms—3
1977	Odoms—37	Moses—539	Moses—20.0	Moses—7
1978	Odoms—54	Odoms—829	Moses—20.1	Moses—4
1979	Upchurch—64	Moses—943	Moses—17.5	Odoms—6
1980	Jensen—49	Moses—674	Moses—17.7	Upchurch—7
1981	Watson—60	Watson—1244	Watson—20.7	Watson—13
1982	Parros—37	Watson—555	Upchurch—15.7	Upchurch—3
1983	Watson—59	Watson—1133	Watson—19.2	Watson—5
1984	Watson—69	Watson—1170	Watson—17.0	Watson—7
1985	Watson—61	Watson—915	B. Johnson—20.0	Watson—5
1986	Willhite—64	Jackson—738	Jackson—19.4	Winder—5
1987	V. Johnson—42	V. Johnson—684	Nattiel—20.3	V. Johnson—7
1988	V. Johnson—68	V. Johnson—896	Jackson—18.5	Jackson—6
1989	V. Johnson—76	V. Johnson—1095	Young—18.3	V. Johnson—7

YEARLY LEADERS (Continued)

Interceptions

	No.	Ret. Yards
1960	Gonsoulin—11	Gonsoulin—98
1961	Nugent—7	McNamara—85
1962	Gonsoulin—7	Zeman—133
1963	Gonsoulin—6	Gonsoulin—64
1964	Brown—9	Brown—140
1965	Gonsoulin—6	Wilson—118
1966	Brown—3	Brown—37
1967	Sellers—3	Wilson—153
1968	Sellers—7	Jaquess—64
1969	Jaquess—5	Thompson—92
1970	Thompson—3	Martha—99
1971	Martha—6	Thompson—83
1972	Thompson—5	Preece—30
1973	Mitchell—3	Thompson—96
1974	Jones—4	Thompson—105
1975	Jones—5	Thompson—97
1976	Thompson—5	Jackson—136
1977	Gradishar—3	Wright—128
1978	Jackson—7	B. Jackson—128
1979	Thompson—5	Foley—6
1980	B. Jackson—6	Foley—6
1981	Foley—4	Foley—115
1982	Foley—5	Foley—81
1983	Kyle—3	Smith—29
1984	Wright—6	Harden—127
1985	Wright—6	Mecklenburg—105
1986	Harden—6	Harden—100
1987	Harden—5	Harden—179
1988	L. Wright—5	Clark—105
1989	Harden—4	Robbins—66
	Braxton—6	Braxton—103

Punt Returns

	No.	Yards	Average
1960	Carmichael—15	Carmichael—101	Carmichael—6.7
1961	Frazier—18	Frazier—231	Frazier—12.8
1962	Mingo—7	Zeman—59	Zeman—11.8
1963	Mitchell—12	Mitchell—141	Mingo—12.1
1964	Barry—16	Barry—149	Mitchell—12.0
1965	Barry—21	Barry—210	Barry—10.0
1966	Haynes—10	Haynes—119	Haynes—11.9
1967	Little—16	Little—270	Little—16.9
1968	Little—24	Little—261	Little—10.9
1969	Thompson—25	Thompson—288	Thompson—11.5
1970	Thompson—23	Thompson—233	Thompson—10.1
1971	Thompson—29	Thompson—274	Thompson—9.4
1972	Sherman—10	Sherman—89	Sherman—8.9
1973	Thompson—30	Thompson—366	Thompson—13.2
1974	Thompson—26	Thompson—350	Thompson—13.5
1975	Upchurch—27	Upchurch—312	Thompson—12.2
1976	Upchurch—39	Upchurch—536	Upchurch—13.7
1977	Upchurch—51	Upchurch—653	Upchurch—12.8
1978	Upchurch—36	Upchurch—493	Upchurch—13.7
1979	Upchurch—30	Upchurch—304	Upchurch—10.1
1980	Upchurch—37	Upchurch—353	Upchurch—9.5
1981	Manning—41	Manning—378	Manning—9.2
1982	Upchurch—15	Upchurch—242	Upchurch—16.1
1983	Thomas—33	Thomas—368	Thomas—11.2
1984	Willhite—20	Willhite—200	Willhite—10.0
1985	Thomas—20	Thomas—200	Willhite—10.4
1986	V. Johnson—30	V. Johnson—260	Willhite—11.1
1987	Willhite—42	Willhite—468	Swanson—14.7
1988	Clark—18	Clark—233	Nattiel—9.9
1989	Nattiel—22	Nattiel—218	V. Johnson—9.8
	Bell—21	Bell—143	

Kickoff Returns

	No.	Yards	Average
1960	Carmichael—22	Carmichael—581	Carmichael—26.4
1961	Frazier—18	Frazier—504	Frazier—28.0
1962	Frazier—19	Frazier—388	Frazier—20.4
1963	Mitchell—37	Mitchell—954	Mitchell—25.7
1964	Barry—47	Barry—1245	Barry—26.5
1965	Haynes—34	Haynes—901	Haynes—26.5
1966	Sellers—19	Sellers—540	Sellers—28.4
1967	Little—35	Little—942	Little—26.9
1968	Little—26	Little—649	Little—25.0
1969	Williams—23	Williams—574	Thompson—28.5

YEARLY LEADERS (Continued)

	No.	Yards	Average
1970	Anderson—21	Anderson—520	Anderson—24.8
1971	Anderson—8	Little—199	Little—28.3
1972	Montgomery—29	Montgomery—756	Montgomery—26.1
1973	Armstrong—20	Armstrong—472	Armstrong—23.6
1974	Armstrong—16	Armstrong—386	Armstrong—24.1
1975	Upchurch—40	Upchurch—1084	Upchurch—27.1
1976	Upchurch—22	Upchurch—514	Perrin—27.9
1977	Upchurch—20	Upchurch—456	Upchurch—22.8
1978	Perrin—12	Perrin—256	Upchurch—27.8
1979	Pane—18	Pane—354	Pane—19.7
1980	Brunson—40	Brunson—923	Brunson—23.1
1981	Manning—26	Manning—514	Manning—19.8
1982	Willhite—17	Manning—346	Manning—23.1
1983	Thomas—24	Thomas—573	Thomas—20.5
1984	Lang—19	Lang—404	Lang—21.3
1985	V. Johnson—30	V. Johnson—740	V. Johnson—24.7
1986	Bell—23	Bell—531	Bell—23.1
1987	Bell—15	Bell—323	Swanson—26.0
1988	Bell—36	Bell—762	Bell—21.2
1989	Bell—30	Bell—602	Bell—20.1

Scoring

	TD	FG	Points
1960	Taylor—12	Mingo 18-28, .643	Mingo—123
1961	Frazier—8	Hill 5-15, .333	Frazier—50
	Stone—8		
1962	Scarpitto—6	Mingo 27-39, .692	Mingo—137
1963	Taylor—10	Mingo 16-30, .533	Mingo—83
1964	Taylor—7	Mingo 8-12, .667	Taylor—42
1965	Hayes—7	Kroner 13-29, .448	Kroner—71
	Gilchrist—7		
1966	Scarpitto—5	Kroner 14-25, .560	Kroner—62
1967	Denson—11	Humphreys 7-15, .467	Denson—66
1968	Crabtree—5	Howfield 9-18, .500	Howfield—57
	Little—5		
1969	Denson—5	Howfield 13-29, .448	Howfield—75
1970	Denson—10	Howfield 18-32, .563	Howfield—81
1971	Crenshaw—6	Turner 25-38, .658	Turner—93
1972	Little—13	Turner 20-29, .690	Turner—97
1973	Little—13	Turner 22-33, .667	Turner—106
1974	Armstrong—12	Turner 11-21, .524	Armstrong—72
1975	*5 players—4	Turner 21-29, .724	Turner—86
1976	Moses—7	Turner 15-21, .714	Turner—81
1977	**5 players—4	Turner 13-19, .684	Turner—76
1978	Odoms—6	Turner 11-22, .500	Turner—64
1979	Upchurch—7	Turner 13-21, .619	Turner—71
1980	Odoms—6	Steinfert 26-34, .765	Steinfert—110
1981	Watson—13	Steinfert 17-30, .567	Steinfert—87
1982	Upchurch—5	Karlis 11-13, .846	Karlis—48
1983	Watson—5	Karlis 21-25, .840	Karlis—96
1984	Watson—7	Karlis 21-28, .750	Karlis—101
1985	Winder—8	Karlis 23-38, .605	Karlis—110
1986	Winder—14	Karlis 20-28, .715	Karlis—104
1987	V. Johnson—7	Karlis 18-25, .720	Karlis—91
	Winder—7		
1988	Jackson—6	Karlis 23-36, .639	Karlis—105
	Sewell—6		
1989	Humphrey—8	Treadwell—27-33, .818	Treadwell—120

*Keyworth, Dolbin, Little, Lynch, Odams.

**Armstrong, Moses, Morton, Perrin, Upchurch.



BRONCOS RECORDS

SERVICE

Years played		
14	—	Tom Jackson, 1973-86
13	—	Barney Chavous, 1973-85
13	—	Paul Howard, 1973-75, 1977-86
13	—	Bill Thompson, 1968-81
12	—	Billy Bryan, 1977-88
12	—	Rubin Carter, 1975-86
12	—	Riley Odams, 1972-83
12	—	Louis Wright, 1975-86
Games played (career)		
191	—	Tom Jackson, 1973-86
187	—	Paul Howard, 1973-75, 1977-86
182	—	Barney Chavous, 1973-85
179	—	Bill Thompson, 1968-81
166	—	Rubin Carter, 1975-86
166	—	Louis Wright, 1975-86
Games started (career)		
178	—	Bill Thompson, 1968-81
177	—	Barney Chavous, 1973-85
177	—	Tom Jackson, 1973-86
163	—	Louis Wright, 1975-86
151	—	Billy Bryan, 1977-88
151	—	Rubin Carter, 1975-86

TOTAL OFFENSE

	Game	Season	Career
Plays	56—Tripucka at Buffalo 9/15/62 56—Slaughter at Houston 12/20/64 55—Elway at NY Giants 11/23/86 55—Tripucka vs. Houston 11/6/60 55—Liske at Buffalo 9/28/69	656—Elway, 1985 556—Elway, 1986 550—Elway, 1988	3,425—Elway, 1983-89 1,693—Morton, 1977-82 1,650—Little, 1967-75 1,454—Winder, 1982-89
Yards gained	447—Tripucka at Buffalo 9/15/62 445—Johnson vs. Kansas City 11/24/74 432—Elway at Seattle, 12/20/85	4,144—Elway, 1985 3,742—Elway, 1986 3,543—Elway, 1988 3,502—Elway, 1987	22,870—Elway, 1983-89 12,137—Morton, 1977-82 7,651—Tripucka, 1960-63 7,255—Johnson, 1972-75
Ave. gain per play	(Min. of 10 plays) 15.70—Morton vs. San Diego 9/27/81 14.20—Morton vs. Detroit 10/11/81 13.58—Johnson vs. Kansas City 9/21/75	(Min. of 125 plays) 8.37—Morton, 1981 7.93—Johnson, 1974 7.53—Breaux, 1963	(Min. of 200 plays) 7.30—Johnson, 1972-75 7.17—Morton, 1977-82 7.16—Briscoe, 1968

RUSHING

	Game	Season	Career
Yards gained	183—Armstrong vs. Houston 12/8/74 166—Little at Cincinnati 10/19/69 165—Winder at Houston 10/9/83	1,407—Armstrong, 1974 1,153—Winder, 1984 1,151—Humphrey, 1989 1,133—Little, 1971 1,008—Armstrong, 1976	6,323—Little, 1967-75 5,308—Winder, 1982-89 4,453—Armstrong, 1973-80 2,653—Keyworth, 1974-80
Carries	34—Winder at L.A. Raiders 10/28/84 32—Dorsett vs. L.A. Raiders 9/26/88 32—Gilchrist at Boston 9/24/65 31—Three times	296—Winder, 1984 294—Humphrey, 1989 284—Little, 1971 263—Armstrong, 1974 256—Little, 1973	1,641—Little, 1967-75 1,451—Winder, 1982-89 1,023—Armstrong, 1973-80
Ave. per carry	(Min. of 8 carries) 11.00—Rolle vs. Oakland 10/2/60 10.38—Joe at Boston 10/18/63 10.33—Dawkins at Kansas City 10/7/73	(Min. of 100 carries) 5.35—Armstrong, 1974 4.99—Little, 1969 4.71—Jensen, 1980 4.62—Keyworth, 1974 4.62—Canada, 1978	(Min. of 100 carries) 4.72—Elway, 1983-89 4.44—Willhite, 1982-88 4.39—Dawkins, 1971-73

RUSHING RECORDS (Continued)

Game	Season	Career
TDs		
3—Armstrong vs. Houston 12/8/74	12—Little, 1973	43—Little, 1967-75
3—Keyworth vs. Kansas City 11/18/74	10—Keyworth, 1974	37—Winder, 1982-89
3—Little vs. Cincinnati 9/16/73	9—Winder, 1986	25—Armstrong, 1973-80
	9—Little, 1972	
	9—Armstrong, 1974	

Other Rushing Records

Longest scoring run—82, Mingo vs. Oakland, 10/5/62
80, Little at San Francisco, 10/25/70
72, Dawkins at Kansas City, 10/7/73

Longest non-scoring run—68, Bell vs. Los Angeles, 10/16/60
63, Krieg vs. San Diego, 12/10/72
62, Perrin vs. Baltimore, 11/27/77

Top Ten Season Marks

	Attempts	Yards	Average	TDs
Otis Armstrong—1974	263	1407	5.3	9
Sammy Winder—1984	296	1153	3.9	4
Bobby Humphrey—1989	294	1151	3.9	7
Floyd Little—1971	284	1133	4.0	6
Otis Armstrong—1976	247	1008	4.1	5
Floyd Little—1973	256	979	3.8	12
Cookie Gilchrist—1965	252	954	3.8	6
Floyd Little—1970	209	901	4.3	3
Floyd Little—1972	216	859	4.0	9
Sammy Winder—1986	240	789	3.3	9

Top Career Marks

	Attempts	Yards	Average	TDs
Floyd Little—1967-75	1641	6323	3.9	43
Sammy Winder—1982-89	1451	5308	3.7	37
Otis Armstrong—1973-80	1023	4453	4.3	25
Jon Keyworth—1973-80	699	2653	3.8	22
Dave Preston—1978-83	479	1793	3.7	10
Gerald Willhite—1982-88	380	1688	4.4	17
John Elway—1983-89	355	1675	4.7	11
Rob Lyle—1977-83	376	1451	3.9	12
Rick Parros—1981-84	329	1330	4.0	6
Bobby Anderson—1970-73	313	1281	4.1	9

PASSING

Yards gained	Game	Season	Career
	447—Tripucka at Buffalo 9/15/62	3,891—Elway, 1985	21,195—Elway, 1983-89
	445—Johnson vs. Kansas City 11/18/74	3,485—Elway, 1986	11,895—Morton, 1977-82
	432—Elway at Seattle, 12/20/85	3,309—Elway, 1988	7,676—Tripucka, 1960-63
		3,198—Elway, 1987	7,238—Johnson, 1972-75
Completions	34—Slaughter at Houston 12/20/64	327—Elway, 1985	1,665—Elway, 1983-89
	30—Elway at Green Bay 9/20/87	280—Elway, 1986	907—Morton, 1977-82
	30—Tripucka vs. Houston 11/6/60	274—Elway, 1988	662—Tripucka, 1960-63
Attempts	56—Tripucka at Buffalo 9/15/62	605—Elway, 1985	3,070—Elway, 1983-89
	53—Slaughter at Houston 12/20/64	504—Elway, 1986	1,594—Morton, 1977-82
	52—Tripucka vs. Houston 11/6/60	496—Elway, 1988	1,277—Tripucka, 1960-63
	52—Tripucka at Houston 11/20/60		970—Johnson, 1972-75
Pct.	(Min. of 10 attempts)	(Min. of 50 attempts)	(Min. of 100 attempts)
	.944—Morton vs. San Diego 9/27/81	.632—Weese, 1978	.587—Kubiak, 1983-89
	.916—Elway at LA Raiders, 11/2/86	.623—Kubiak, 1988	.575—DeBerg, 1981-82
	.864—Morton vs. K.C. 12/10/78	.608—Morton, 1980	.570—Weese, 1976-79

PASSING RECORDS (Continued)

Game	Season	Career
TDs		
5—Elway vs. Minnesota 11/18/84	24—Tripucka, 1960	120—Elway, 1983-89
5—Tripucka vs. Buffalo 10/28/62	22—Elway, 1985	74—Morton, 1977-81
4—Nine times	21—Morton, 1981	52—Johnson, 1972-75
	20—Johnson, 1973	51—Tripucka, 1960-63
Interceptions		
6—Horn at Green Bay 9/26/71	34—Tripucka, 1960	114—Elway, 1983-89
6—Herring at Houston 11/26/61	25—Tripucka, 1962	85—Tripucka, 1960-63
5—8 times	23—Elway, 1985	62—Morton, 1977-82
Intercept. avoidance	.000—by many	.037—Elway, 1983-89
	.026—Elway, 1986	.039—Morton, 1977-82
	.029—Elway, 1987	.043—Breaux, 1963
Ave. per completion	(Min. of 12 attempts)	(Min. of 100 attempts)
33.64—Lee at Oakland 12/5/65	17.93—Hufnagel, 1975	17.09—Briscoe, 1968
33.00—Elway at Cleveland 10/1/89	17.09—Briscoe, 1968	15.98—Shaw, 1962
27.92—Briscoe vs. Buffalo 11/24/68	16.15—Ramsey, 1972	15.09—Tensi, 1967-70

Ave. per attempt	17.1—Morton vs. San Diego 9/27/81	8.65—Lee, 1965	7.52—Weese, 1976-79
	16.45—Johnson vs. Kansas City 9/21/75	8.50—Morton, 1981	7.46—Johnson, 1972-75
	15.7—Morton vs. Detroit 10/11/81	8.31—Weese, 1978	7.46—Morton, 1977-82
	13.41—Weese vs. Pittsburgh 12/16/78		

Other Passing Records

Most Consecutive Games with TD Pass—

13—Elway (Last 7 games of 1985 and first 6 games of 1986).
10—Johnson, 1973-74 (Last 8 games of 1973 and first 2 games of 1974).
9—Elway, 1987 (6th through 14th games).
9—Morton, 1977 (5th through 13th games).
9—Tripucka, 1962 (Span of 10 games, did not play one game).

Most Consecutive Completions—

18—DeBerg at Los Angeles Rams (17), 12/12/82 and vs. Kansas City (1), 12/19/82
16—Morton vs. Kansas City, 12/10/78
11—Elway at Los Angeles Raiders, 11/2/86
11—Elway vs. Kansas City (8), 12/14/85 and at Seattle (3), 12/20/85
11—Morton vs. San Diego, 9/27/81
11—Tensi at San Diego, 11/23/69
10—Tripucka vs. Dallas, 10/8/61

Longest Scoring Pass—

97—Shaw to Tarr at Boston, 9/21/62
96—Tripucka to Frazier at Buffalo, 9/15/62
95—Morton to Watson vs. San Diego, 9/27/81
93—Morton to Watson vs. Detroit, 10/11/81

Longest Non-Scoring Pass—

86—Elway to V. Johnson vs. L.A. Raiders, 9/26/88
86—Morton to Watson vs. Kansas City, 12/6/81
74—Liske to Van Heusen at New Orleans, 11/22/70
74—Horn to Little vs. Oakland, 10/10/71
73—Elway to Watson at Seattle, 12/15/84
72—Johnson to Little vs. San Diego, 10/29/74

PASSING RECORDS (Continued)

Top Ten Season Marks

	Att.	Comp.	Pct.	Yds.	TD	Int.
Elway—1985	605	327	.540	3891	22	23
Elway—1986	504	280	.556	3485	19	13
Elway—1988	496	274	.552	3309	17	19
Elway—1987	410	224	.546	3198	19	12
Morton—1981	376	225	.598	3195	21	14
Elway—1989	416	223	.536	3051	18	18
Tripucka—1960	478	248	.519	3038	24	34
Tripucka—1962	440	240	.545	2902	17	25
Morton—1979	370	204	.551	2626	16	19
Elway—1984	380	214	.563	2598	18	15

Top Ten Career Marks

	Att.	Comp.	Pct.	Yds.	TD	Int.
Elway—1983-89	3070	1665	.542	21195	120	114
Morton—1977-82	1594	907	.569	11895	74	62
Tripucka—1960-63	1277	662	.518	7676	51	85
Johnson—1972-75	970	517	.533	7238	52	52
Ramsey—1971-76	919	456	.496	6437	35	58
Tensi—1967-70	810	348	.430	5153	38	45
DeBerg—1981-83	546	314	.575	3819	22	26
Slaughter—1963-66	584	291	.498	3607	22	37
McCormick—1963-68	537	207	.385	2791	17	33
Lee—1964-68	345	177	.513	2303	16	23

Career Touchdown Passes—Elway 120, Morton 74, Johnson 52, Tripucka 51, Tensi 38, Ramsey 35, DeBerg 26, Slaughter 22, McCormick 17, Lee 16, Liske 16, Briscoe 14, Kubiak 14, Breaux 7, Weese 7, Karcher 6, Herring 5, Penrose 5, Shaw 4, Choboin 4, Horn 3, Robinson 2, LeClair 2, Mingo 2, Dorsett 1, Glacken 1, Hufnagel 1, Pastrana 1, Stone 1, Little 1, Anderson 1, Humphrey 1, Keyworth 1, Norman 1, Sewell 1.

RECEIVING

Game	Season	Career
Receptions 13—Anderson vs. Chicago 9/30/73	100—Taylor, 1961	543—Taylor, 1960-66
13—Taylor vs. Oakland 11/29/64	92—Taylor, 1960	396—Odams, 1972-83
12—Taylor at Boston 9/21/62	85—Taylor, 1965	353—Watson, 1979-87
		302—Moses, 1972-81
Yards 199—Taylor vs. Buffalo 11/27/60	1,244—Watson, 1981	6,872—Taylor, 1960-66
183—Watson at Los Angeles Rams 12/12/82	1,235—Taylor, 1960	6,112—Watson, 1979-87
182—Watson vs. Detroit 10/11/81	1,178—Taylor, 1961	5,755—Odams, 1972-83
		5,450—Moses, 1972-81
TDs 3—Watson vs. Baltimore 9/20/81	13—Watson, 1981	44—Taylor, 1960-66
3—Moses at Houston 10/4/73	12—Taylor, 1960	44—Moses, 1972-81
3—Scarpitto at Buffalo 12/18/66	11—Denson, 1967	41—Odams, 1972-83
3—Taylor vs. Buffalo 11/27/60		36—Watson, 1979-87
Ave. per catch (Min. of 4 Catches)	(Min. of 20 Catches)	(Min. of 50 Catches)
41.25—Little at Buffalo	22.05—Scarpitto, 1963	20.54—Van Heusen, 1968-76
38.00—Tarr at Boston 9/12/62	20.73—Watson, 1981	18.05—Moses, 1972-81
36.4—Watson vs. Detroit 10/11/81	20.32—Nattiel, 1987	17.91—M.Jackson 1986-89
	20.14—Denson, 1966	

RECEIVING RECORDS (Continued)

Other Receiving Records

Most Consecutive Games with TD Reception—

6—Taylor, 1960-61 (Last 4 games of 1960, first 2 games of 1961)
 6—V. Johnson, 1987
 6—Denson, 1969
 5—Watson, 1981
 4—Scarpitto, 1963
 4—Denson, 1967
 4—Odams, 1973
 4—Upchurch, 1979

Most Consecutive Games with Reception—

62—Taylor, 1960-64
 49—Watson, 1983-86
 41—Odams, 1976-79
 33—Odams, 1973-76
 29—Preston, 1980-82
 28—Watson, 1980-82
 25—V. Johnson, 1988-89
 21—Little, 1973-74
 19—Taylor, 1964-65
 19—Denson, 1968-69

Top Season Marks

	No.	Yards	TD	Ave.
Taylor—1961	100	1176	4	11.8
Taylor—1960	92	1235	12	13.4
Taylor—1965	85	1131	6	13.3
Taylor—1963	78	1101	10	14.1
Taylor—1962	77	908	4	11.7
V. Johnson—1989	76	1095	7	14.4
Taylor—1964	76	873	7	11.5
Watson—1984	69	1170	7	17.0
V. Johnson—1988	68	896	5	13.2
Willhite—1986	64	529	3	8.3

Top Career Marks

	No.	Yards	TD	Ave.
Taylor—1960-66	543	6872	44	12.7
Odams—1972-83	396	5755	41	14.5
Watson—1979-87	353	6112	36	17.3
Moses—1972-81	302	5450	44	18.0
V. Johnson—1985-89	268	3759	24	14.0
Denson—1964-70	250	4150	32	16.6
Upchurch—1975-82	227	3730	22	16.4
Little—1967-75	215	2418	9	11.2
Willhite—1982-88	207	1767	5	8.5
Winder—1982-89	180	1157	9	6.4

PUNTING

No.	Game	Season	Career
12	Prestridge at Buffalo 10/25/81	105—Scarpitto, 1967	574—Van Heusen, 1968-76
12	Scarpitto at Oakland 9/10/67	96—Norman, 1984	377—Prestridge, 1979-83
12	Van Heusen vs. Cincinnati 10/6/68	96—Ditts, 1978	248—Scarpitto, 1965-67
	(Min. of 4 punts)	(Min. of 50 punts)	(Min. of 50 punts)
Ave.	57.2—Horan vs. L.A. Raiders 9/26/88	46.1—Fraser, 1963	45.2—Fraser, 1962-64
	56.6—Norman vs. Seattle 11/25/84	45.8—Scarpitto, 1966	44.4—Scarpitto, 1965-67
	53.8—Scarpitto vs. San Diego 10/22/67	45.1—Van Heusen, 1973	41.8—Prestridge, 1979-83

Other Punting Records

Longest punt—83—Norman vs. Kansas City, 9/23/84
 78—Van Heusen vs. Dallas, 12/2/73
 75—Fraser at Oakland, 10/14/62
 75—Fraser vs. Boston, 11/11/62
 73—Ditts vs. New York Jets, 11/5/78
 73—Scarpitto vs. Boston, 9/3/67

INDIVIDUAL RECORDS (Continued)

INTERCEPTIONS

No.	Game	Season	Career
	4—Brown vs. New York 11/15/64	11—Gonsoulin, 1960 9—Brown, 1964 7—Five players	44—Foley, 1976-86 43—Gonsoulin, 1960-66 40—Thompson, 1969-81
	4—Gonsoulin at Buffalo 9/18/60 3—Six times		
Return yards	93—Gradishar at Cleveland, 10/5/80 91—Brown vs. New York 11/15/64 73—T. Jackson vs. Baltimore 11/27/77	179—Harden, 1986 153—Wilson, 1967 140—Brown, 1964	784—Thompson, 1969-81 643—Harden, 1980-88 622—Foley, 1976-86

Other Interception Records

Best interception return average, career (10 or more interceptions)—

19.6, Thompson, 1969-81
19.5, Harden, 1980-88
17.8, T. Jackson, 1973-86

Longest scoring interception return—

93, Gradishar at Cleveland, 10/5/80
73, T. Jackson vs. Baltimore, 11/27/77
70, Wilson vs. Kansas City, 12/17/67

Longest non-scoring interception return—

70, Moore at Boston 11/20/64
65, Alliston at Buffalo 9/18/60
65, Foley-Gradishar-Wright, vs. New York Giants, 11/14/76 (Foley intercepted and returned 23, lateral to Gradishar for 10, lateral to Wright for 32).
65, D. Smith at Chicago 12/20/81

QUARTERBACK SACKS

(Compiled since 1968)

No.	Game	Season	Career
	4—Mecklenburg, vs. New Orleans, 9/15/85	13.5—Jones, 1986 13—Mecklenburg, 1985 12—Fletcher, 1989	73.5—R. Jones, 1980-88 72—Chavous, 1973-85 66.5—P. Smith, 1968-78
	4—Mecklenburg, at Pittsburgh, 12/1/85	12—P. Smith, 1974 12—Alzado, 1972 12—P. Smith, 1971 12—Costa, 1969	47.5—Mecklenburg, 1983-89 46—Alzado, 1971-78 44—T. Jackson, 1973-86

PUNT RETURNS

No.	Game	Season	Career
	8—Upchurch at Baltimore 10/22/78 7—Willhite vs. New England, 9/28/86 7—Thompson at Kansas City 10/6/74 7—Upchurch vs. San Diego 11/30/75	51—Upchurch, 1977 42—Willhite, 1986 41—Manning, 1981	248—Upchurch, 1975-83 157—Thompson, 1969-81 101—Willhite, 1982-88
Return yards	167—Upchurch vs. Pittsburgh 11/6/77 144—Clark vs. San Diego 12/27/87 125—Upchurch vs. Cleveland 9/26/76	653—Upchurch, 1977 536—Upchurch, 1976 493—Upchurch, 1978	3008—Upchurch, 1975-83 1814—Thompson, 1969-81 1010—Willhite, 1982-88

Average	(10 or more returns) 16.88—Little, 1967 16.13—Upchurch, 1982 13.74—Upchurch, 1976 13.69—Upchurch, 1978	(15 or more returns) 12.13—Upchurch, 1975-83 11.89—Mingo, 1960-64 11.55—Thompson, 1969-81
---------	--	--

INDIVIDUAL RECORDS (Continued)

Other Punt Returns

Longest scoring punt return—

92, Upchurch vs. San Diego 10/3/76
87, Upchurch vs. Pittsburgh 11/6/77
78, Upchurch vs. Kansas City 12/19/82
76, Mingo at Boston 9/9/60

Longest non-scoring punt return—

60, Thompson at Baltimore 11/10/74
59, Thompson vs. New England 12/17/72
54, Mitchell at Buffalo 9/20/64

KICKOFF RETURNS

No.	Game	Season	Career
	7—Bell at Pittsburgh 10/23/88 7—Barry at Kansas City 11/1/64	47—Barry, 1964 40—Brunson, 1980 40—Upchurch, 1975 37—Mitchell, 1963	104—Bell, 1986-89 104—Little, 1967-75 95—Upchurch, 1975-83
Return yards	201—R. Montgomery at San Diego 9/24/72 197—Upchurch vs. Cleveland 10/19/75 185—Little at Miami 9/17/67	1245—Barry, 1964 1084—Upchurch, 1975 954—Mitchell, 1963	2523—Little, 1967-75 2355—Upchurch, 1975-83 2218—Bell, 1986-89
Average		(14 or more returns) 28.50—Thompson, 1969 28.47—Sellers, 1966 28.00—Frazier, 1961	(40 or more returns) 26.28—Haynes, 1965-66 25.42—Barry, 1964-65 25.13—Thompson, 1969-81 24.79—Upchurch, 1975-83

Other Kickoff Return Records

Longest scoring kickoff return—

100, Sellers vs. Houston 10/2/66
100, Wilson at Kansas City 10/8/66
94, Montgomery at San Diego 9/24/72

Longest non-scoring kickoff return—

89, Little vs. Oakland 11/10/68
88, Montgomery at Oakland 10/22/72
77, Scott vs. Kansas City 10/23/66

SCORING

	Game	Season	Career
TDs	* 3—11 times	14—Winder, 1986 13—Little, 1972 13—Little, 1973 13—Watson, 1981	54—Little, 1967-75 46—Winder, 1982-89 45—Moses, 1972-81 44—Odoms, 1972-83 44—Taylor, 1960-66
FG	5—Karlis vs. Seattle 11/20/83 5—Mingo vs. San Diego 10/6/83 4—13 times (Turner 3, Mingo 3, Steinfert 2, Karlis 2, Howfield, Kroner, Treadwell)	27—Treadwell, 1989 27—Mingo, 1962 26—Steinfert, 1980 25—Turner, 1971	151—Turner, 1971-79 137—Karlis, 1982-88 72—Mingo, 1960-64
FG Pct.	1,000—many times	.846—Karlis, 1982, (11 of 13) .840—Karlis, 1983, (21 of 25) .818—Treadwell, 1989, (27 of 33) .765—Steinfert, 1980, (26 of 34)	.710—Karlis, 1982-88 .672—Steinfert, 1979-81 .648—Turner, 1971-79

SCORING RECORDS (Continued)

PAT	Game	Season	Career
	6—Turner	44—Karlis, 1986	283—Turner, 1971-79
	vs. New England	41—Karlis, 1985	244—Karlis, 1982-88
	12/17/72	40—Turner, 1973	120—Mingo, 1960-64
	6—Turner	39—Treadwell, 1989	93—Howfield, 1968-70
	at Houston 10/14/73	38—Karlis, 1984	
	6—Turner	37—Turner, 1972	
	vs. Tampa Bay	37—Karlis, 1987	
	11/7/76		
	6—Turner		
	vs. New England 11/11/79		
	6—Steinfort		
	vs. San Diego		
	9/27/81		
	6—Karlis		
	vs. Minnesota		
	11/18/84		

PAT Pct.	1,000-many times	1,000-9 times, (Turner 3, Kroner 2, Mingo, Howfield, Hill, Karlis)	.983—Kroner, 1965-67 .979—Howfield, 1968-70 .971—Steinfort, 1979-81
----------	------------------	---	---

Points	21—Mingo	137—Mingo, 1962	742—Turner, 1971-79
	at Los Angeles	123—Mingo, 1960	655—Karlis, 1982-88
	10/10/60	120—Treadwell, 1989	408—Mingo, 1960-64
	20—Scarpitto	110—Karlis, 1985	324—Little, 1967-75
	at Buffalo 12/18/66	110—Steinfort, 1980	
	20—Mingo		
	vs. San Diego		
	10/6/63		

*Taylor vs. Buffalo, 11/27/60; Stone at San Diego, 11/4/62; Scarpitto at Buffalo, 12/18/66; Little vs. Minnesota, 10/15/72; Little vs. Cincinnati, 9/16/73; Moses at Houston, 10/14/73; Keyworth vs. Kansas City, 11/18/74; Armstrong vs. Houston, 12/8/74; Watson vs. Baltimore, 9/20/81; Willhite vs. Dallas, 10/5/86; Willhite vs. Kansas City, 11/16/86.

Other Scoring Records

Most consecutive games scoring—

69—Karlis, 1984-88
55—Turner, 1971-74
47—Turner, 1975-78
36—Mingo, 1960-64

Longest field goal—

57—Steinfort, vs. Washington 10/13/80
55—Steinfort, at Seattle, 12/21/80
55—Steinfort, vs. Dallas, 9/14/80
53—5 times

Most consecutive games scoring by a non-kicker—

6—Taylor, 1960-61 (Last 4 games of 1960 and first 2 games of 1961)
6—Denson, 1969
6—Little, 1972
6—V. Johnson, 1987

Most consecutive games scoring by rushing—

5—Winder, 1985
4—Little, 1969
4—Keyworth, 1974
3—Hayes, 1965
3—Armstrong, 1974

Most consecutive games scoring by reception—

6—Taylor, 1960-61 (Last 4 games of 1960 and first 2 games of 1961)
6—Denson, 1969
6—V. Johnson, 1987
5—Watson, 1981
4—Scarpitto, 1963
4—Denson, 1967
4—Odoms, 1973
4—Upchurch, 1979

Interception Returns for Touchdowns

	Date	Opponent	Yards
Braxton	9/10/89	vs. Kansas City	34
Robbins	9/10/89	vs. Kansas City	18
Hunley	12/27/87	vs. San Diego	52
Haynes	12/6/87	vs. New England	14
Harden	11/2/86	at Los Angeles Raiders	40
Harden	9/21/86	at Philadelphia	32
Harden	12/1/85	at Pittsburgh	42
Foley	12/15/84	at Seattle	40
Woodard	10/7/84	at Detroit	27
Harden	9/23/84	vs. Kansas City	45
Robbins	9/16/84	at Cleveland	62
Latimer	11/23/80	vs. Seattle	15
Gradishar	10/5/80	at Cleveland	93
T. Jackson	11/5/78	vs. New York Jets	28
T. Jackson	11/27/77	vs. Baltimore	73
Wright	10/16/77	at Oakland	18
Jackson	11/14/76	at San Diego	46
Rowser	11/7/76	vs. Tampa Bay	32
Gradishar	11/7/76	vs. Tampa Bay	31
Rowser	9/19/76	vs. New York Jets	41
Gradishar	9/29/75	vs. Green Bay	44
Thompson	10/13/74	vs. New Orleans	38
Mitchell	10/28/73	at New York Jets	40
Thompson	10/14/73	at Houston	59
Forsberg	10/24/71	at Cleveland	40
Burrell	12/7/69	at Miami	38
Thompson	11/16/69	vs. Houston	57
Wilson	12/17/67	vs. Kansas City	70
Wilson	10/22/67	vs. San Diego	40
Sellers	9/3/67	vs. Boston	24
Bramlett	11/14/65	at Houston	25
Wilson	11/7/65	vs. San Diego	65
Griffin	10/17/65	vs. Houston	44
Janik	11/1/64	at Kansas City	22
Gonsoulin	10/6/63	vs. San Diego	43
McMillin	11/22/62	vs. New York	59
McGeever	10/5/62	vs. Oakland	48
Gonsoulin	10/5/62	vs. Oakland	64
Zeman	9/30/62	at New York	30
Yelverton	10/2/60	vs. Oakland	20
Pyeatt	9/18/60	at Buffalo	40

Other Defensive Returns For Touchdowns

	Date	Opponent	Yards
Mecklenburg (fumble)	12/16/89	at Phoenix	23
Kragen (fumble)	11/12/89	at Kansas City	17
Townsend (fumble)	11/16/86	vs. Kansas City	7
Woodard (fumble)	9/7/86	vs. Los Angeles Raiders	12
Wright (blocked FG)	11/17/85	vs. San Diego	60
Smith (fumble)	11/4/84	vs. New England	64
Wright (fumble)	10/15/84	vs. Green Bay	27
Foley (fumble)	10/15/84	vs. Green Bay	22
Jones (fumble)	10/7/84	at Detroit	5
Chavous (fumble)	11/13/83	at Los Angeles Raiders	(recovered in end zone)
Thompson (fumble)	9/14/80	vs. Dallas	32
Wright (fumble-lateral from Gradishar)	12/2/79	at Buffalo	86
Swenson (fumble)	11/18/79	at San Francisco	88
Nairne (blocked punt)	11/11/79	vs. New England	22
Carter (fumble)	11/11/79	vs. New England	2
Thompson (fumble-fumble by Swenson)	10/14/79	at Kansas City	2
Gradishar (fumble)	12/3/78	at Oakland	30
Thompson (fumble)	11/5/78	vs. New York Jets	4
Polt (fumble-lateral from Swenson)	11/7/76	vs. Tampa Bay	26
Jones (fumble)	9/23/76	vs. Cleveland	43
Smith (fumble)	11/23/75	at Atlanta	
Thompson (fumble)	10/22/73	vs. Oakland	80
Bramlett (blocked FG)	11/27/66	vs. San Diego	86
Griffin (blocked punt)	10/17/65	vs. Houston	10

Other Defensive Returns For Touchdowns (Continued)

	Date	Opponent	Yards
Bramlett (fumble)	9/24/65	at Boston	(recovered in end zone)
McMillin (fumble)	11/8/64	vs. San Diego	(recovered in end zone)
Cooke (fumble)	11/1/64	at Kansas City	46
McFadin (fumble)	10/13/63	vs. Houston	6
McMillin (fumble)	12/9/62	at Dallas	9
McFadin (fumble)	11/22/62	vs. New York	69
Gavin (blocked punt)	12/10/61	at Dallas	23

TEAM—GENERAL SEASON

Most consecutive victories—

- 10—1984
- 8—1976-77 (Last 2 games of 1976 and first 6 games of 1977), and 1985-86 (Last 2 games of 1985 and first 6 games of 1986).
- 6—1977
- 4—1962, 1979, 1981, 1983, 1985, 1987, 1988-89 (Last game of 1988 and first 3 games of 1989) and 1989
- 3—11 times

Most consecutive games without a loss—

- 10—1984
- 8—1976-77, 1985-86
- 7—1973
- 6—1977

Most consecutive defeats—

- 11—1963-64
- 9—1967

Most consecutive games without victory—

- 14—1963-64
- 9—1967

TEAM—GENERAL GAME

Largest margin of victory—	43—vs. New York Jets 9/19/76 (46-3)
	37—at Phoenix 12/16/89 (37-0)
	37—vs. Oakland 10/5/62 (44-7)
	35—vs. New England 11/11/79 (45-10)
	35—vs. Tampa Bay 11/7/76 (48-13)
Most points in one half—	38—vs. Seattle 11/26/89
	38—vs. New England 11/11/79
	38—vs. Tampa Bay 11/7/76
	35—vs. Minnesota, 11/18/84
	33—vs. San Diego 10/6/63
Most points in one quarter—	26—at New York Jets 12/3/67
	24—vs. Buffalo 11/27/60
	24—vs. San Diego 10/6/63
	24—vs. Tampa Bay 11/7/76
	24—vs. New England 11/11/79
	24—vs. Seattle 11/26/89

TEAM—OFFENSE Scoring

	Game	Season
Most Points	50—vs. San Diego 10/6/63	380—1985
	48—at Houston 10/14/73	379—1987
	48—vs. Tampa Bay 11/7/76	378—1986
		362—1989
Fewest Points	0—San Diego 37, Denver 0—10/29/61	148—1982
	0—at Oakland 51, Denver 0—9/10/67	196—1966
	0—at Kansas City 16, Denver 0—12/6/70	203—1971
	0—at San Diego 17, Denver 0—12/15/74	240—1964
	0—at San Diego 23, Denver 0—10/8/78	251—1961
	0—at Chicago 27, Denver 0—9/9/84	
	0—at New Orleans 42, Denver 0—11/20/88	
Most touchdowns	6—9 times	45—1987
	Most recent: vs. Minnesota, 11/18/84	45—1986
		45—1985
		42—1984
Most field goals	5—vs. San Diego 10/6/63	27—1989
	4—13 times	27—1962
		26—1980
		25—1971

TEAM RECORDS (Continued)

Total Offense

	Game	Season
Most plays	95—at Green Bay 9/20/87 (OT)	1152—1985
	88—at Seattle 10/29/78 (OT)	1077—1988
	86—vs. San Diego 11/30/75	1071—1989
	86—at Chicago 12/12/76	1062—1981
Most total yards	543—vs. New York Jets, 9/19/76	5624—1987
	532—vs. Kansas City, 11/18/74	5506—1988
	522—at San Diego, 11/29/87	5496—1985
	507—vs. Oakland, 12/14/80	5426—1981
Ave. gain per play	8.56—vs. San Diego 9/7/62	5.38—1972
	8.21—at Houston 10/14/73	5.26—1987
	7.77—vs. New England 12/17/72	5.21—1974
Fewest yards		2837—1982
	5—at Oakland 9/10/67	3168—1966
	26—at Houston 9/3/66	3332—1964
	117—vs. Buffalo 12/13/64	3811—1961

Rushing Offense

	Game	Season
Rushing plays	60—vs. San Diego 11/30/75	601—1978
	59—at Chicago 12/12/76	554—1989
	59—at Kansas City (OT) 9/24/78	524—1979
		523—1977
Rushing yards	356—at Chicago 12/12/76	2451—1978
	328—vs. San Diego 11/30/75	2157—1974
	292—at Oakland 11/24/74	2093—1971
		2092—1989
Ave. gain per rush	6.68—vs. Dallas 10/30/60	4.50—1972
	6.64—vs. Houston 9/17/72	4.44—1974
	6.59—vs. Buffalo 11/19/61	4.15—1969

Fewest yards		1018—1982
	13—at Oakland 10/22/72	1091—1961
	20—at Dallas 12/10/61	1173—1966
	27—at Buffalo 9/15/62	1195—1960

Passing Offense

	Game	Season
Passes attempted	56—at Los Angeles Raiders 12/26/82	617—1985
	56—at Buffalo 9/15/72	581—1988
	56—at Boston 9/21/62	568—1961
	55—at Houston 12/20/64	559—1962
Passes completed	35—at Houston 12/20/64	329—1985
	32—vs. Kansas City 11/18/74	324—1988
	31—vs. Houston 11/6/60	306—1986
Passes had intercepted	8—at Houston 12/2/62	45—1961
	6—6 times	40—1962
Completion percentage	.917—at L.A. Raiders 11/2/86	.596—1981
	.875—vs. San Diego 9/27/81	.582—1982
	.870—vs. Kansas City 12/10/78	.561—1980
Touchdown passes	5—vs. Minnesota 11/18/84	27—1981
	5—vs. Buffalo 10/28/62	24—1988
	4—11 times	24—1987

Net yards passing	459—vs. Kansas City 11/18/74	3691—1988
	431—vs. Oakland 12/14/80	3654—1987
	428—at Buffalo 9/15/62	3645—1985
		3538—1986
Fewest net yards	-53—at Oakland 9/10/67	1682—1967
	7—at Houston 9/3/66	1819—1982
	1—at Pittsburgh 9/4/83	1995—1966

Fewest times Denver passers thrown for loss	0—Many times	22—1971
		24—1982
		24—1965
		27—1973

Most times Denver passers thrown for loss	11—vs. Buffalo 12/13/64	63—1963
	11—vs. Oakland 11/5/67	61—1981
	10—at Oakland 12/8/75	61—1964
	10—at Oakland 10/31/76	58—1967

TEAM RECORDS (Continued)

Game	Season
Most yardage	95—vs. Oakland 11/5/67
Denver passers	84—vs. Buffalo 12/13/64
thrown for loss	78—vs. Boston 9/29/63
	78—vs. Kansas City 12/14/68
	590—1963
	520—1964
	508—1967

First Downs

Game	Season
Most first downs	34—vs. Kansas City 11/18/74
	31—at San Diego 11/29/87
	31—vs. Houston 10/6/85
	31—vs. New York Jets 9/19/76
	339—1985
	338—1988
	331—1987
	319—1986

First downs rushing	19—vs. San Diego 11/30/75	132—1987
	19—at Chicago 12/12/76	130—1979
	17—at Seattle 10/29/78 (OT)	129—1978

First downs passing	25—vs. Kansas City 11/24/74	196—1988
	23—at Houston 12/20/64	192—1985
	22—vs. Oakland 12/14/80	184—1986

First downs penalty	11—vs. Houston 10/6/85	41—1986
	7—vs. L.A. Raiders 9/7/86	38—1983
	6—vs. Houston 9/7/64	36—1988
	5—11 times	

Fewest first downs	0—at Houston 9/3/66	170—1982
	3—at Oakland 9/10/67	171—1966
	7—at Kansas City 12/6/70	172—1967
	7—vs. Buffalo 12/13/64	207—1964

Punts

Game	Season
Most punts	12—at Oakland 9/10/67
	12—vs. Cincinnati 10/6/68
	12—at Buffalo 10/25/81
	105—1967
	96—1984
	96—1968
	96—1978

Fewest punts	0—vs. Dallas 10/8/61	45—1982
	1—vs. San Diego 11/27/66	59—1962
	1—vs. N.Y. Jets 9/19/76	60—1972
	1—at Kansas City 12/7/80	63—1975
	1—at San Diego 11/28/82	

Best average	(Min. of 4 punts)	
	57.20—vs. L.A. Raiders 9/26/88	45.2—1966
	56.60—vs. Seattle 11/25/84	45.1—1973
	53.75—vs. San Diego 10/22/67	45.0—1982
	53.50—vs. New York 11/17/63	

Poorest average		35.1—1976
		36.4—1978
		37.3—1960

Best net average	(Min. of 4 punts)	37.9—1988
(category originated in 1976)	52.8—vs. L.A. Raiders 9/26/88	37.8—1982
	52.3—at Houston 12/4/77	35.9—1980
	48.3—vs. San Francisco 9/19/82	35.4—1984

Punt Returns

Game	Season
Most returns	8—at Buffalo 9/20/70
	8—at Kansas City 10/6/74
	8—vs. San Diego 11/30/75
	8—at Baltimore 10/22/78
	8—vs. San Diego, 12/27/87
	63—1970
	58—1977
	51—1976
	51—1978
	51—1981

Most return yards	167—vs. Pittsburgh 11/6/77	712—1977
	150—vs. San Diego 12/27/87	640—1976
	128—vs. San Francisco 9/19/82	582—1978

Best average		14.5—1982
		13.5—1967
		12.9—1963

TEAM RECORDS (Continued)

Kickoff Returns

Game	Season
Most returns	10—at Indianapolis 10/31/88
	10—vs. Boston 10/4/64
	10—at San Diego, 12/22/63
	78—1963
	76—1964
	71—1965

Most return yards	295—vs. Boston 10/4/64	1801—1963
	289—vs. Kansas City 9/7/63	1758—1964
	238—at Kansas City 10/8/63	1731—1965

Best average		26.9—1966
		25.3—1967
		24.5—1975

Fumbles

Game	Season
Most fumbles	6—6 times
	40—1961
	36—1966
	36—1984

Most fumbles lost	5—vs. Cleveland 10/19/75	23—1961
	5—vs. Chicago 9/30/73	19—1983
	4—8 times	18—1981
		18—1979

Fewest fumbles	0—Many times	15—1969
		21—1973
		23—4 times

Fewest fumbles lost	0—Many times	8—1985
		8—1964
		9—1969
		9—1973

Penalties

Game	Season
Most penalties	15—vs. Tampa Bay 11/7/76
	14—vs. Oakland 10/17/76
	14—at N.Y. Jets 10/28/73
	132—1978
	116—1979
	105—1976

Most yards penalized	160—vs. Tampa Bay 11/7/76	1097—1978
	134—vs. Pittsburgh 11/6/77	1006—1979
	132—vs. Oakland 10/17/76	986—1976

Fewest penalties	0—vs. Kansas City 12/17/67	48—1967
	1—12 times	54—1960
		54—1982

Fewest yards penalized	0—vs. Kansas City 12/17/67	501—1960
	0—at Boston 9/21/62	512—1967
	5—5 times	516—1982

TEAM—DEFENSE

Total Defense

Game	Season
Fewest plays allowed	40—vs. San Diego 10/6/63
	42—vs. San Diego 11/30/75
	44—at Boston 9/24/65
	44—vs. Boston 9/29/63
	616—1982
	826—1971
	838—1970
	847—1963

Fewest yards allowed	60—at Cleveland 10/24/71	3169—1982
	66—vs. Chicago 12/5/71	3705—1970
	70—vs. San Diego 11/2/69	3722—1976

Lowest yield per play	1.12—vs. Chicago 12/5/71	4.01—1977
	1.25—vs. San Diego 11/2/69	4.14—1976
	1.30—at Cleveland 10/24/71	4.38—1978

TEAM DEFENSE RECORDS (Continued)

Rushing Defense

Game	Season
Fewest rushes allowed	10—at San Diego 11/29/87 293—1982 10—at San Diego 10/12/86 384—1965 11—at N. Y. Jets 12/3/67 409—1970
Fewest yards allowed	935—1982 0—at Kansas City 12/19/65 1337—1965 18—vs. Pittsburgh 9/27/70 1351—1970 20—at San Diego 10/2/88 1530—1977
Lowest yield per rush	0.00—at Kansas City 12/19/65 3.19—1982 0.64—vs. Pittsburgh 9/27/70 3.26—1977 1.47—at Cincinnati 12/14/69 3.30—1970

Passing Defense

Game	Season
Fewest attempts by opponents	10—at Kansas City (OT) 9/24/78 307—1982 12—at Kansas City 10/18/81 348—1975 14—Four times 356—1971
Fewest completions by opponents	2—at Chicago 12/12/76 150—1971 5—at Green Bay 9/26/71 172—1982 5—vs. Dallas 10/8/61 181—1975
Lowest completion percentage allowed	.118—at Chicago 12/12/76 .421—1971 .226—vs. Chicago 12/5/71 .448—1961 .259—at Cleveland 10/24/71 .459—1965
Fewest net yards allowed	-7—vs. Chicago 12/5/71 1985—1971 18—at Kansas City 12/6/70 2026—1976 33—vs. Kansas City 10/4/70 2032—1975
Fewest TD passes allowed	8—1976 0—Many times 9—1978 11—1979 11—1977
Highest percentage interception of opponent passes	.073—1964 .071—1978 .070—1960
Most opponent passes intercepted	7—at Oakland 10/16/77 32—1964 6—4 times 31—1984 31—1978
Most yards opponent interceptions returns	133—at Buffalo 9/18/60 510—1984 117—vs. Oakland 10/5/62 491—1977 111—vs. San Diego 12/27/87 483—1962 111—at Detroit 10/7/84
Most times opponent passers thrown for loss	10—at Cincinnati 10/19/69 57—1984 9—vs. Chicago 12/5/71 50—1970 9—vs. Buffalo 11/19/61 49—1986 47—1989 47—1985
Most yardage opponent passers thrown for loss	95—vs. New York 11/15/64 459—1986 86—vs. Seattle 11/26/89 456—1970 76—vs. Kansas City 10/4/70 447—1964 75—vs. New England 12/17/72
Lowest yield per pass attempt	5.00—1964 5.49—1961 5.52—1972
Lowest yield per pass completion	10.60—1976 10.64—1972 10.67—1979

TEAM DEFENSE RECORDS (Continued)

Punting

Game	Season
(4 or more punts)	
Lowest opponent average	30.0—vs. Buffalo 11/27/60 37.3—1976 30.3—at Minnesota (OT) 9/11/78 39.0—1960 30.4—at Houston 10/26/69 39.4—1982

Punt Returns

Game	Season
Lowest opponent average	4.81—1978 6.13—1968 7.03—1969

Kickoff Returns

Game	Season
Lowest opponent average	17.14—1961 17.44—1989 17.91—1983 18.21—1988

Fumbles

Game	Season
Most opponent fumbles recovered	6—at Buffalo 12/2/79 24—1984 5—at Boston 11/6/66 23—1981 5—vs. Buffalo 12/13/64 22—1989 5—at Oakland 10/14/62 21—1983 21—1964
Fewest opponent fumbles recovered	0—Many times 7—1982 11—1974 12—1985 12—1980 12—1972 12—1968 12—1967

First Downs

Game	Season
Fewest opponent first downs	3—vs. San Diego 11/30/75 176—1982 5—at Chicago 12/12/76 199—1970 6—vs. Oakland 11/20/66 206—1971 6—at Cleveland 10/24/71 217—1977
Fewest opponent first downs rushing	1—at Phoenix 12/16/89 53—1982 1—vs. Pittsburgh 11/5/89 67—1970 1—vs. Cincinnati 12/14/69 77—1977 1—at Cleveland 10/24/71 83—1971 1—at Los Angeles 12/12/72
Fewest opponent first downs passing	1—San Diego 11/30/75 91—1971 1—at Chicago 12/12/76 104—1976 104—1982 2—Dallas 10/8/61 106—1975
Fewest opponent first downs penalty	0—Many Times 12—1968 13—1984 14—1989 14—1970

TEAM DEFENSE RECORDS (Continued)

Penalties

Game	Season
Most opponent penalties	15—vs. Houston 10/6/85 16—vs. Chicago 10/16/78 14—at San Francisco 10/9/88 116—1988
Most yards opponent penalized	188—vs. Houston 10/6/85 147—vs. Chicago 10/16/78 145—at Seattle 12/8/79 1033—1979 1034—1986 956—1988
Fewest yards opponent penalized	0—at Oakland 12/19/71 4—at Miami 12/20/75 5—Four times 516—1963 571—1982 573—1964 576—1966

Scoring

Game	Season
Fewest points	0—at Phoenix 12/16/89 0—at San Diego 10/2/88 0—vs. San Diego 12/27/87 0—vs. Detroit 11/1/87 0—vs. San Diego 11/2/69 0—at Cleveland 10/24/71 0—vs. San Diego 10/3/76 0—at San Diego 11/14/76 0—vs. St. Louis 9/18/77 0—vs. Cincinnati 9/2/79 0—vs. San Diego 10/7/79 0—at Oakland 10/4/81 0—vs. Kansas City 9/23/84 148—1977 198—1978 206—1976
Fewest touchdowns allowed	0—Many times 18—1977 21—1978 25—1976 25—1982 25—1989
Fewest field goals allowed	0—Many times 8—1977 12—1976 13—1961

OPPONENT INDIVIDUAL RECORDS

Total Offense

MOST PLAYS—60, Joe Namath, at N. Y. Jets, 12/3/67. **YARDS GAINED**—448, Len Dawson, at Kansas City, 11/1/64. **GAIN PER PLAY**—(10 or more plays)—21.62, Jacky Lee, at Houston 11/29/60.

Rushing

MOST RUSHES—36, Earl Campbell, Houston, 11/2/80. **YARDS GAINED**—192, Curt Warner, at Seattle, 12/20/86. **GAIN PER RUSH** (8 or more rushes)—12.50, Abner Haynes, at Miami, 9/17/67 and 12.50 Booker Russell, vs. Oakland, 11/25/79. **LONGEST SCORING RUN**—82, Joe Delaney, at Kansas City, 10/18/81. **LONGEST NON-SCORING RUN**—76, Wilmer Fowler, Buffalo, 11/27/60, and 76, Walter Payton, Chicago, 10/16/78.

Passing

ATTEMPTS—60, Joe Namath, at N. Y. Jets, 12/3/67. **COMPLETIONS**—31, Jim Krieg, vs. Seattle, 11/20/83, Joe Gilliam, Pittsburgh (OT), 9/22/74. **HAD INTERCEPTED**—7, Ken Stabler, at Oakland, 10/16/77. **YARDS GAINED**—435, Len Dawson, at Kansas City, 11/1/64. **COMPLETION PERCENTAGE** (10 or more passes)—.813, Bob Berry, at Atlanta, 11/26/72. **TOUCHDOWNS**—6, Len Dawson, at Kansas City, 11/1/64. **LONGEST SCORING PLAY**—92, Len Dawson to Tom Brooker, Dallas, 11/18/62, Jacky Lee to Bill Groman, at Houston, 11/20/60. **LONGEST NON-SCORING PLAY**—77, Tom Flores to Art Powell, Oakland, 11/29/64.

OPPONENT RECORDS (Continued)

Receiving

RECEPTIONS—13, Andre Reed, at Buffalo, 9/18/89. **YARDS GAINED**—213, Curtis McClinton, at Kansas City, 12/19/65. **TOUCHDOWNS**—4, Lance Alworth, San Diego, 12/1/68.

Punting

MOST PUNTS—11, Dennis Partee, San Diego, 11/30/75. 11, Bob Parsons, at Chicago, 12/12/76. **AVERAGE** (4 or more punts)—57.40, Steve O'Neal, New York, 9/21/69. **LONGEST PUNT**—98, Steve O'Neal, New York, 9/21/69.

Punt Returns

MOST RETURNS—9, Rodger Bird, at Oakland, 9/10/67. **RETURN YARDS**—143, Rodger Bird, at Oakland, 9/10/67. **LONGEST SCORING RETURN**—82, Bobby Jancik, at Houston, 12/20/64. **LONGEST NON-SCORING RETURN**—72, Greg Pruitt, at Cleveland, 10/27/74.

Kickoff Returns

MOST RETURNS—6, Cliff Austin, at Atlanta, 9/22/85. **RETURN YARDS**—164, Dave Grayson, Kansas City, 10/11/64. **LONGEST SCORING RETURN**—106, Noland Smith, Kansas City, 12/17/67. **LONGEST NON-SCORING RETURN**—80, Dave Grayson, Kansas City, 10/11/64.

Interceptions

MOST INTERCEPTIONS—3 held by nine players. **RETURN YARDS**—99, Bobby Hunt, at Kansas City, 12/8/63. **LONGEST SCORING RETURN**—80, Coy Bacon, San Diego, 11/11/73. **LONGEST NON-SCORING RETURN**—87, Ron Hall, Boston 9/18/66.

Scoring

TOUCHDOWNS—4, six players. **FIELD GOALS**—6, Gino Cappelletti, Boston, 10/4/64; 6, Gary Anderson, at Pittsburgh, 10/23/88. **LONGEST FIELD GOAL**—58, Steve Cox, vs. Cleveland, 12/4/83. **POINTS**—24, Frank Jackson, at Dallas, 12/10/61. 24, Bert Coan, Kansas City, 10/23/66. 24, Lance Alworth, San Diego, 12/1/68. 24, Chuck Muncie, at San Diego, 11/29/81. 24, Eric Dickerson, at Indianapolis, 10/31/88. 24, Curt Warner, at Seattle, 12/11/88.

OPPONENT SINGLE GAME TEAM RECORDS

Scoring

POINTS—59, Kansas City, 9/7/63.

Total Offense

PLAYS—93, Pittsburgh (OT), 9/22/74. **YARDS GAINED**—634, at Oakland, 10/25/64. **GAIN PER PLAY**—10.30, San Diego, 10/6/63. **FEWEST YARDS GAINED**—60, at Cleveland, 10/24/71.

Rushing

RUSHES—62, at New England, 11/28/76. **YARDS GAINED**—380, Kansas City, 10/23/66. **GAIN PER RUSH**—9.27, Kansas City, 10/23/66. **FEWEST YARDS GAINED**—0, at Kansas City, 12/19/65.

Passing

ATTEMPTS—62, at New York, 12/3/67. **COMPLETIONS**—31, vs. Seattle, 11/20/83, Pittsburgh (OT), 9/22/74. **HAD INTERCEPTED**—7, at Oakland, 10/16/77. **MOST YARDS GAINED**—427, at Oakland, 10/25/64. **FEWEST YARDS GAINED**—(-7), Chicago, 12/5/71. **COMPLETION PERCENTAGE**—87.0, at New Orleans, 11/20/88.

First Downs

TOTAL FIRST DOWNS—33, Pittsburgh (OT), 9/22/74. **RUSHING**—21, at New England, 11/28/76. **PASSING**—22, at San Diego, 11/28/82. **PENALTY**—6, Miami, 12/4/66. 6, at Oakland, 11/9/69.

OPPONENT RECORDS (Continued)

Punting

MOST PUNTS—11, San Diego, 11/30/75, and at Chicago, 12/12/76.
BEST AVERAGE (4 or more punts)—57.40, NY Jets, 9/21/69.

Punt Returns

MOST RETURNS—9, at Oakland, 9/10/67. **RETURN YARDS**—143, at Oakland, 9/10/67.

Kickoff Returns

MOST RETURNS—9, at Houston, 10/14/73, and at San Diego, 12/9/73.
RETURN YARDS—238, at Kansas City, 10/8/66.

TWO TEAM RECORDS

Scoring

POINTS—91—N.Y. Titans, 46, Denver 45, 11/22/62.

Total Offense

PLAYS—161—Denver 88, Seattle 73 (OT), 10/29/78; 161—Denver 84, at L.A. Raiders 77 (OT), 10/28/84. **YARDS GAINED**—1,057—Denver 476, at San Diego 581, 10/20/68.

Rushing

MOST RUSHES—100—Denver 59, at Kansas City 41 (OT), 9/24/78.
YARDS GAINED—472—Denver 356, at Chicago 116, 12/12/76.

Passing

ATTEMPTS—97—Denver 53, at Houston 44, 12/2/62. **COMPLETIONS**—53—Denver 35, at Houston 18, 12/20/64. **HAD INTERCEPTED**—13—Denver 8, at Houston 5, 12/2/62. **YARDS GAINED**—708—Denver 321, at San Diego 387, 10/20/68.

Other

TOTAL FIRST DOWNS—58—Denver 34, Kansas City 24, 11/18/74.
FUMBLES—12—Denver 6, at Boston 6, 11/6/66, and Denver 5, Buffalo 7, 12/13/64. **FUMBLES LOST**—10—Denver 5, at Boston 5, 11/6/66. **YARDS PENALIZED**—273—Denver 128, at Seattle 145, 12/8/79. **FEWEST YARDS PENALIZED**—20—Denver 15, Kansas City 5, 12/14/85.

PLAYER HISTORY

ALL-TIME DRAFT CHOICES

1960 (First selections)—Harry Ball, T, Boston College; Charley Britt, QB, Georgia; Dave Canary, E, Cincinnati; Paul Candro, HB, Boston U.; Bill Carrico, G, N. Texas St.; Larry Cundiff, C, Mich. State; Bernard Darre, T, Tulane; Roger Davis, T, Syracuse; Lonnie Dennis, G, Brig. Young; John Dingsen T-G, Detroit; Maurice Doke, G, Texas; Mike Dowdle, FB, Texas; Wayne Hawkins, T, COP; Gary Huber, C, Miami (O.); Dave Hudson, E, Florida; Claude King, HB, Houston; Don Klochak, FB, N. Carolina; Roger LeClerc, C, Trinity; Dean Look, QB, Mich. State; Bill Mathis, HB, Clemson; Ken McNeece, T-G, San Jose St.; James Monroe, QB, Arkansas; Ray Norton, HB, San Jose St.; Robert Rosbaugh, HB, Miami (Fla.); Mel Semenko, E, Colorado; Lebron Shields, T, Tennessee; Jack Spikes, FB, TCU; Howard Turley, E, Louisville; Jim Walden, QB, Wyoming; Willie West, HB, Oregon; John Willener, G, Oregon; Bob Yates, T, Syracuse; Ken Young, E, Valparaiso; Bob Zimpter, T-G, Bowling Gr.

1960 (Second selections)—Mel Branch, T-G, LSU; Ronnie Cain, E, Kentucky; Jack Campbell, E, Toledo; Tom Chapman, E, Detroit; LaVelle Coleman, HB, West Mich.; Jim Colvin, T-G, Houston; Teddy Foret, T-G, Auburn; Bobby Green, HB, Florida; Jack Hanlon, HB, Penn.; G. Hershberger, T-G, Wichita; Sam Homer, HB, VMI; Bob Hudson, E, Lamar Tech.; Vic Jones, HB, Indiana; Billy Luplow, T-G, Arkansas; George Phelps, HB, Cornell C. Ia.; Tom Roberts, T-G, Georgia Tech; Sam Stenger, C, Denver; Olin Treadway, QB, Iowa; John Wilkins, T-G, So. California; Emmet Wilson, T-G, Georgia Tech.

1961—1, Bob Galters, HB, N. Mex. St. 2, Jerry Hill, HB, Wyoming. 3, Chas. Strange, C, LSU. 4, Roland McDole, T, Nebraska. 4a, (NY), Sonny Davis, E, Baylor. 5, Charles Cowan, E, NM H'lds. U. 6, Dale Evans, HB, Kansas State. 7, Pat Patchen, E, Florida. 9, Phil Nugent, QB, Tulane. 10, Chas. Sturgeon, HB, Kentucky. 11, John Simko, E, Augustana. 12, Jerry Miller, E, H. Payne. 13, Ron Greene, G, Wash. St. 14, Bill Cooper, FB, Muskingum. 15, Willie Crafts, G, Texas A&I. 16, Jim Larkin, T, Hillsdale. 17, Chuck Weiss, FB, Colorado. 18, Chick Graning, HB, Georgia Tech. 19, John Hobbs, G, Maryland St. 20, Buck McLeod, T, Baylor. 21, Jim Morgan, HB, Iowa St. Tech. 22, Tom Hackler, E, Tenn. Tech. 23, Tom Jewell, T, Idaho St. 24, E. A. Simms, E, N. Mex. St. 25, Pete Samms, T, Central Okla. 26, Sam Smith, HB, Florence St. 27, Donald Olson, HB, Nebraska. 28, Wayne Lee, G, Colo. St. Col. 29, Archie Cobb, T, Nebraska. 30, Dave Mills, HB, NE Mo. St. Tech.

1962—1, Merlin Olsen, T, Utah St. 2, Jerry Hillebrand, E, Colorado. 3, Charles Holmes, FB, Maryland St. 4, John Furman, QB, Texas Western. 7, John McGeever, HB, Auburn. 8, Elbert Harris, HB, S.E. Louisiana. 9, Larry Jepson, C, Furman. 10, Gale Weidner, QB, Colorado. 11, Mike Kline, G, Oregon St. 13, Bob Cegelski, C, Montana St. 14, Sonny Gibbs, QB, TCU. 15, Bill Loudon, G, Benedict Coll. 16, Gary Bailman, HB, Mich. St. 17, Jerry Tarr, E, Oregon. 18, Pete Schenk, E, Washington St. 20, Mike Martin, E, Washington St. 21, Jim Perkins, T, Colorado. 22, Don Kasso, HB, Oregon St. 23, Ken Tureaud, HB, Michigan. 24, Neil Thomas, G, Hillsdale. 25, Dave Edwards, E, Auburn. 26, Jim Roberts, T, Mississippi. 27, A. Von Sonn, C, UCLA. 28, Paul Holmes, T, Georgia. 29, Lynn Hoyem, C, Long Beach St. 30, Walter Mince, HB, Arizona. 31, Bill Williamson, T, Bakersfield JC. 32, Vester Flanagan, T, Humboldt St. 33, Duane Allen, E, Mt. S.A. Coll. 34, S. Stonebraker, E, Detroit.

1963—1, K. Alexander, HB, UCLA. 2a, (NY), Ray Poage, FB, Texas. 2b, Tom Nomina, T, Miami (O.). 3, Tommy Janik, HB, Texas A&I. 4, Lou Slaby, LB, Pittsburgh. 5, Ray Mansfield, C, Washington. 6, Anton Peters, T, Florida. 7a, (San Diego), M. Slaughter, QB, Louisiana Tech. 7b, Paul Flatley, E, Northwestern. 8a, (Buf.), H. Dixon, FB, Florida A&M. 8b, John Griffin, HB, Memphis St. 9, Marv Fleming, E, Utah. 10a, Lonnie Sanders, HB, Michigan St. 10b, (Hous.), Pat Richter, E, Wisconsin. 11, Billy Joe, FB, Villanova. 12, John Gamble, E, U. of Pacific. 13, James Maples, C, Baylor. 15, W. Freeman, E, North Texas. 16, Davd Crossan, G, Maryland. 17, Bob Paremore, HB, Florida A&M. 18, Charles Mitchell, HB, Washington. 19a, Frank Baker, FB, Toledo. 19b, (Dallas), Bruce Starling, HB, Florida. 20, Dan Grimm, G, Colorado. 21, Ross Nolan, E, NE Louisiana. 22, Dave Mathiesen, QB, Washington St. 23, Billy Mooty, HB, Arkansas. 24, C. B. Simons, LB, Stanford. 25, Forest Farmer, LB, Purdue. 26, Monte Day, T, Fresno St. 27, John Sellers, T, Bakersfield JC. 28, Bill Reddell, HB, Occidental. 29, Kern Carson, HB, San Diego St.

1964—1, Bob Brown, T, Nebraska. 3, Marv Woodson, DB, Indiana. 3a, Matt Snorton, DE-E, Michigan St. 6, Don Shackelford, T, Pacific. 6a, Al Denson, FL, Florida A&M. 7, Ray Kubala, C-T, Texas A&M. 7a, Jerry

Richardson, LB, W. Texas St. 8, W. Hilgenberg, G-LB, Iowa. 9, John Mims, T, Rice. 12, Paul Krause, DB, Iowa. 13, Charley Parker, G, So. Mississippi. 14, Bob Hayes, HB, Florida A&M. 15, Chuck Logan, E, Northwestern. 16, Bob Cherry, E, Wittenburg. 17, J. McNaughton, E, Utah St. 18, George Mira, QB, Miami. 19, Odell Barry, FL, Findlay. 21, Dick Herzing, T, Drake. 22, Gary Lewis, HB, Arizona St. 23, Ken Brusvan, T, Oregon St. 24, Mickey Bitsko, LB, Dayton. 25, Jim Jones, E, Wisconsin. 26, Bob Berry, QB, Oregon.

1965—2, Dick Butkus, LB, Illinois. 3, Glen Ressler, C, Penn St. 4, Geo. Donnelly, DB, Illinois. 5a, Bob Breitenstein, T, Tulsa. 5b, Max Leetzow, DT, Idaho. 6, Tom Wilhelm, T, Syracuse. 7, Jim Garcia, DE, Purdue. 8, John Holman, G, Wisconsin. 9, Gary Bussell, DB, Georgia Tech. 10, Gene Jeter, LB, AM&N. 11, Tom Vaughan, HB, Iowa St. 12, Tom Myers, QB, Northwestern. 13, Mike Strofalino, LB, Villanova. 14, John Frick, G, Ohio U. 15, Jeff Jordan, DB, Tulsa. 16, Brian Schweda, T, Kansas. 18, Larry Dupree, HB, Florida. 19, R. Oelschlager, HB, Kansas. 20, Terry Metchner, G, Albion.

1966—1, Jerry Shay, T, Purdue. 2, Freeman White, E, Nebraska. 3, Bob Hadrick, E, Purdue. 4, Randy Johnson, QB, Texas A&I. 5, Billy Clay, DB, Mississippi. 6, James Fulgham, T, Minnesota. 7, Jerry Jone, G, Bowling Green. 7a, (Buf.), Scotty Glacken, QB, Duke. 8, Goldie Sellers, DB, Grambling. 9, Ron Sbranti, LB, Utah St. 10, Larry Cox, T, Abilene CC. 11, James Burns, G, Northwestern. 13, Eric Crabtree, DB, Pittsburgh. 14, Fred Forsberg, DT, Washington. 15, Mike Ringer, DB, Oklahoma. 16, Frank Rogers, K, Colorado. 17, Gary Eickman, DE, Illinois. 18, Tom Talaga, T, Notre Dame. 19, Tom Coughlin, DE, Miami. 20, Cliff Hysell, T, Montana St.

1967—1, Floyd Little, HB, Syracuse. 2, Thomas Beer, TE, Houston. 3a, Mike Current, T, Ohio State. 3b, Geo. Goeddeke, C, Notre Dame. 4, C. Cunningham, DE, Houston. 5a, Fran Lynch, FB, Hofstra. 5b, John Huard, LB, Maine. 6, Neal Sweeney, E, Tulsa. 7, Frank Richter, G, Georgia. 8, Tom Cassese, E, C. W. Post. 9, James Summers, DB, Michigan St. 10, Paul Krause, QB, Duquesne. 11, Lou Andrus, DE, Brigham Young. 13, Dennis Furjanic, DE, Houston. 14, Tom Francisco, HB, Virginia Tech. 15, Donald Smith, G, Florida A&M. 16, Jack Lentz, QB, Holy Cross. 17, W. Valley, Jr., T, Oregon St.

1968—2, Curley Culp, DE, Arizona St. 3a, Garrett Ford, RB, West Virginia. 3b, (K.C.), Robert Vaughan, T, Mississippi. 4b, (Miami), Gordon Lambert, LB, Tenn. Martin. 4c, (K.C.), Drake Garrett, DB, Michigan St. 4d, (Cincy), Gus Holloman, DB, Houston. 8, Steve Holloway, DB, Weber St. 9, Paul Smith, LB, New Mexico. 10, Bob Langford, T, Middle Tenn. 12, Robert Hendrix, T, Mississippi. 13, Charles Greer, DB, Colorado. 14, Marlin Briscoe, RB, Omaha. 15, Jeff Kuhman, LB, Vermont. 16, Adin Brown, LB, William & Mary. 17, Steve Grady, RB, So. California.

1969—2, Grady Cavness, DB, Texas-El Paso. 3, Bill Thompson, DB, Maryland St. 4a, Mike Schnitker, LB, Colorado (From Boston thru K.C.). 4b, Edward Hayes, DB, Morgan St. 5, Frank Quayle, RB, Virginia. 6a, (Buf.), Wandy Williams, RB, Hofstra. 6b, Mike Coleman, RB, Tampa. 7, Al Giffin, TE, Auburn. 9, Henry Jones, RB, Grambling. 10, Jim Smith, DB, Utah St. 11, Alan Pastrana, QB, Maryland. 12, Wes Plummer, DB, Arizona St. 13, John Sias, SE, Georgia Tech. 14, Gary Crane, LB, Arkansas St. 15, Errol Kahoun, G, Miami (O.). 16, Billy Woods, DB, No. Texas St. 17, Buster O'Brien, QB, Richmond.

1970—1, Bob Anderson, RB, Colorado. 2, Alden Roche, DE, Southern. 3, John Kohler, T, South Dakota. 4, Jerry Hendren, WR, Idaho. 5, Bill McKoy, LB, Purdue. 6, John Mosier, TE, Kansas. 7, R. Montgomery, CB, Weber St. 8, (KC), L. Porter, RB, Southern. 9, D. Washington, LB, Alcorn A&M. 10, M. Fullerton, DT, Tuskegee Inst. 11, Cleve Bryant, DB, Ohio University. 12, Greg Jones, RB, Wisconsin St. 13, Jim McKoy, CB, Parsons College. 14, Jeff Slipp, LB, Brigham Young. 15, Maher Barakat, K, So. Dakota Tech. 16, Bob Stewart, QB, Northern Ariz. 17, Frank Kalfoss, K, Montana St.

1971—1, M. Montgomery, OT, So. California. 2, Dwight Harrison, WR, Texas A&I. 4a, Lyle Alzado, DE, Yankton Col. 4b, C. Johnson, CB, Alcorn A&M. 6, Howard Phillips, C, Michigan St. 7, Doug Adams, CB, Ohio St. 8, Tom Beard, LB, Michigan St. 9, John Handy, LB, Purdue. 10, Carlis Harris, WR, Idaho St. 11, Roger Roitsch, DT, Rice. 12, Floyd Franks, WR, Mississippi. 13, Craig Blackford, QB, Evansville. 14, Tommy Lyons, C, Georgia. 15, Lawrence James, RB, Norfolk St. 16, Steve Thompson, DT, Minnesota. 17, Jack Simcsak, P-K, Virginia Tech.

1972—1, Riley Odums, TE, Houston. 3, Bill Phillips, LB, Arkansas St. 4, (Minn.), Tom Graham, LB, Oregon. 5, (Phila.), Jim Krieg, WR, Washington. 8, Ronnie Estay, LB, LSU. 9, Floyd Priestner, DB, Boston U. 10, Richard Wilkins, DE, Maryland St. 11, Larry Brunson, WR, Colorado. 12, R. McDougall, DB, Weber St. 13, Bob Warner, RB, Bloomsburg St. 14, Jerome Kundich, G, UTEP. 15, Skip Parmenter, DT, Massachusetts. 16, Tom Bougas, RB, Boston College. 17, Lou Harris, RB, Southern California.

1973—1, Otis Armstrong, RB, Purdue. 2, Barney Chavous, DE, S. Carolina St. 3a, Paul Howard, OG, Brigham Young. 3b, John Wood, DT, LSU. 4, Tom Jackson, LB, Louisville. 5, Charles McTorry, DB, Tennessee St. 7a, Mike Askea, OT, Stanford. 7b, John Grant, DE, So. California. 9, Lyle Blackwood, DB, Texas Christian. 10, Al Marshall, WR, Boise State. 11, Elton Brown, DT, Utah State. 12, Jim O'Malley, LB, Notre Dame. 13a, Ed Smith, DE, Colorado Col. 13b, Ed White, RB, Tulsa. 14, John Hufnagel, QB, Penn State. 15, Calvin Jones, DB, Washington. 16a, Oliver Ross, RB, Alabama A&M. 16b, Ken Muhlbeier, C, Idaho State. 17, Kenneth Morgan, TE, Elon College.

1974—1, Randy Gradishar, LB, Ohio State. 2, Carl Wafer, DT, Tenn. State. 3, Claudie Minor, T, San Diego St. 4, Ozell Collier, CB, Colorado. 6a, John Winesberry, WR, Stanford. 10, Charlie Johnson, CB, Southern. 11, Steve Buchanan, RB, Holy Cross. 12, Larry Cameron, LB, Alcorn A&M. 13, John Clerkley, DT, Fort Valley St. 14, Rich Marks, DS, No. Illinois. 15, Piel Pennington, QB, U. of Mass. 16, Darrell Austin, T, So. Carolina. 17, Boyd Brown, TE, Alcorn A&M.

1975—1, Louis Wright, CB, San Jose St. 2, Charlie Smith, DE, N. Carolina Cen. 3a, (N.Y.Q.), Mike Francowiak, QB-KS, Central Mich. 3b, Drew Mahalic, LB, Notre Dame. 4a, (KC) Steve Taylor, DB, Georgia. 4b, Rick Upchurch, WR-Spec., Minnesota. 5a, Stan Rogers, T, Maryland. 5b, Rubin Carter, DT, Miami (Fla.). 8, Steve Foley, S-QB, Tulane. 9, Russell Williams, DB, Arizona. 10, (KC), Hank Englehardt, C, Pacific. 10, Steve Haggerty, WR, Nev.-Las Vegas. 12, Harry Walters, LB, Maryland. 13, Eric Penick, RB, Notre Dame. 14, Jerry Arnold, G, Oklahoma. 15, Ken Shelton, TE, Virginia. 16, Bubba Bridges, DT, Colorado. 17, Lester Sherman, Ret. Spec., Albany St.

1976—1, Tom Glassic, G, Virginia. 2, Kurt Knoff, S, Kansas. 4, Craig Penrose, QB, San Diego St. 5, Lonnie Perrin, RB, Illinois. 8, James Betterson, RB, North Carolina. 9a, Jim Czirr, C, Michigan. 9b, (St. Louis), Jim Lisko, LB, Arkansas St. 10, Art Gilliam, DE, Grambling. 11, Greg Pittman, LB, Iowa St. 12, Randy Moore, DT, Arizona St. 13, Donnie McGraw, CB, Houston. 14, Larry Evans, LB, Mississippi Col. 15, Wilbur Summers, KS, Louisville. 16, John Huddleston, LB, Utah. 17, Randy Cozens, LB, Pittsburgh.

1977—1, Steve Schindler, G, Boston College. 2, Rob Lytle, RB, Michigan. 4, Bill Bryan, C, Duke. 7, Larry Swider, P, Pittsburgh. 8, Calvin Culliver, RB, Alabama. 9, Charles Jackson, NT, Washington. 10, Orna Middlebrook, WR, Arkansas state. 11, Phil Heck, LB, California. 12, Scott Levenhagen, TE, Western Illinois.

1978—1, Don Latimer, DT, Miami (Fla.). 2, Bill Gay, TE, USC. 8, Frank Smith, OT, Alabama A&M. 10, Vince Kinney, WR, Maryland. 11, Lacy Brumley, OT, Clemson.

1979—1, Kelvin Clark, T, Nebraska. 3, Bruce Radford, DE, Grambling. 4, Charles Jefferson, DB, McNeese State. 5, Rick Leach, QB, Michigan. 6, Jeff McIntyre, LB, Arizona State. 7, Luke Prestridge, P, Baylor. 9, Charley Taylor, WR, Rice. 11, Zachary Dixon, RB, Temple. 12, David Jacobs, K, Syracuse.

1980—2, Rulon Jones, DE, Utah State. 3, Larry Carter, DB, Kentucky. 4, Rick Parros, RB, Utah State. 5a, Mike Harden, S, Michigan. 5b, Laval Short, NT, Colorado. 6, Keith Bishop, G, Baylor. 7, John Haveskost, G, Nebraska. 8, Don Coleman, WR, Oregon. 9, Greg Bracelin, LB, California. 10, Virgil Seay, Ret. Spec., Troy State. 11, Phil Farris, WR, North Carolina.

1981—1, Dennis Smith, S, Southern California. 2, Clay Brown, TE, Brigham Young. 4, Mark Herrmann, QB, Purdue. 5, Ken Lanier, T, Florida State. 6, Alvin Lewis, RB, Colorado State. 7, Steve Busick, LB, Southern California. 9, Rusty Olsen, DE, Washington. 11, Pat Walker, WR, Miami (Fla.). 12a, John Hankerd, LB, Notre Dame. 12b, Mandel Robinson, RB, Wyoming.

1982—1, Gerald Willhite, RB, San Jose State. 2, Orlando McDaniel, WR, Louisiana State. 4, Dan Plater, WR, Brigham Young. 5, Sammy Winder, RB, Southern Mississippi. 7, Alvin Ruben, DE, Houston. 9, Keith Uecker, T, Auburn. 10, Ken Woodard, LB, Tuskegee Institute. 11, Stuart Yatsko, G, Oregon. 12, Brian Clark, G, Clemson.

1983—1, Chris Hinton, G, Northwestern. 2, Mark Cooper, T, Miami (Fla.). 3, Clinton Sampson, WR, San Diego State. 5a, Weedy Harris, LB, Houston. 5b, Bruce Baldwin, CB, Harding. 6, Victor Hefflin, CB, Delaware State. 7, Myron Dupree, CB, North Carolina Central. 8, Gary Kubiak, QB, Texas A&M. 9, Brian Hawkins, CB, San Jose State. 10, Walt Bowyer, DE, Arizona State. 11, Don Bailey, C, Miami (Fla.). 12, Karl Mecklenburg, NT/DE, Minnesota.

1984—2, Andre Townsend, NT/DE, Mississippi. 3, Tony Lilly, S, Florida. 4, Randy Robbins, CB, Arizona. 6, Aaron Smith, LB, Utah State. 7, Clarence Kay, TE, Georgia. 8a, Winford Hood, G, Georgia. 8b, Scott Garnett, NT, Washington. 9, Chris Brewer, RB, Arizona. 10, Bobby Micho, TE, Texas. 11, Gene Lang, RB, Louisiana State. 12, Murray Jarman, WR, Clemson.

1984 Supplemental Draft—1, Freddie Gilbert, DE, Georgia. 2, Richard Massey, WR, Kentucky. 3, Reggie Smith, T, Kansas.

1985—1, Steve Sewell, RB, Oklahoma. 2a, Vance Johnson, WR, Arizona. 2b, Simon Fletcher, DE, Houston. 4, Keli McGregor, TE, Colorado State. 5, Billy Hinson, G, Florida. 7, Dallas Cameron, NT, Miami (Fla.). 8, Eric Riley, CB, Florida State. 9, Daryl Smith, CB, North Alabama. 10a, Buddy Funck, QB, New Mexico. 10b, Ron Anderson, LB, Southern Methodist. 11, Gary Rolle, WR, Florida. 12, Dan Lynch, G, Washington State.

1986—4, Jim Juriga, G, Illinois. 5, Tony Colorito, NT, Southern California. 6a, Orson Mobley, TE, Salem College (W.V.). 6b, Mark Jackson, WR, Purdue. 7, Ray Phillips, LB, North Carolina State. 8, Bruce Klostermann, LB, South Dakota State. 9, Joe Thomas, WR, Mississippi Valley State. 10, Victor Hall, TE, Jackson State. 11, Thomas Dendy, RB, South Carolina.

1987—1, Ricky Nattiel, WR, Florida. 3, Michael Brooks, LB, Louisiana State. 4, Marc Munford, LB, Nebraska. 6, Warren Marshall, RB, James Madison. 7, Wilbur Strozier, TE, Georgia. 8, Dan Morgan, G, Penn State. 9, Bruce Plummer, CB, Mississippi State. 10, Rafe Wilkinson, LB, Richmond. 11a, Steve Roberts, DE, Washington. 11b, Tommy Neal, RB, Maryland. 12, Tyrone Braxton, CB, North Dakota State.

1988—1, Ted Gregory, NT, Syracuse. 2, Gerald Perry, T, Southern. Kevin Guidry, CB, Louisiana State. 5, Corris Ervin, CB, Central Florida. 7a, Pat Kelly, TE, Syracuse. 7b, Garry Frank, G, Mississippi State. 9, Mel Farr, Jr., RB, UCLA. 10, Channing Williams, RB, Arizona. 11, Richard Calvin, RB, Washington State. 12, Johnny Carter, NT, Grambling.

1989—1, Steve Atwater, S, Arkansas. 2a, Doug Widell, G/T, Boston College. 2b, Warren Powers, DE, Maryland. 3, Darrell Hamilton, T, North Carolina. 4, Richard McCullough, DE, Clemson. 5, Darren Carrington, CB, Northern Arizona. 6, Anthony Stafford, WR, Oklahoma. 7, Melvin Bratton, RB, Miami (Fla.). 8, Paul Green, TE, Southern California. 9a, Monte Smith, G, North Dakota. 9b, Wayne Williams, RB, Florida. 10, Anthony Butts, NT, Mississippi State. 11, Richard Shelton, CB, Liberty University. 12, John Jarvis, WR, Howard.

1989 Supplemental Draft — 1, Bobby Humphrey, RB, Alabama.

1990—2, Alton Montgomery, DB, Houston. 4, Jeroy Robinson, LB, Texas A&M. 5a, Jeff Davidson, G, Ohio State. 5b, Le-Lo Lang, DB, Washington. 6, Ronnie Haliburton, TE, Louisiana State. 7, Shannon Sharpe, WR, Savannah State. 8, Brad Leggett, C, Southern California. 9, Todd Ellis, QB, South Carolina. 10a, James Szymanski, DE, Michigan State. 10b, Anthony Thompson, LB, East Carolina.

MAJOR TRADES

1990

Obtained 10th-1990 (Szymanski) from Los Angeles Raiders for 11th-1990. Obtained 5th-1990 (Davidson) from New England for 4th-1991.

1989

Obtained DE Ron Holmes from Tampa Bay for 4th-1990. Obtained DE Kevin Brooks and 4th-1990 from Dallas for 3rd-1990. Obtained K David Treadwell from Phoenix in exchange for 12th-1990. Obtained 1st-1989 (Atwater), 2nd-1989 (Powers), and a 5th-1989 (Carrington) from Cleveland for 1st-1989.

1988

Obtained FB Calvin Thomas from Chicago in exchange for undisclosed conditional draft choice. Obtained NT Shawn Knight from New Orleans for NT Ted Gregory. Obtained undisclosed future draft choice from Washington in exchange for RB/TE Bobby Micho. Obtained C Mike Ruether from Phoenix in exchange for LB Ricky Hunley. Obtained RB Tony Dorsett from Dallas in exchange for conditional 5th-1989. Obtained rights to S Kip Corrington from Detroit in exchange for conditional undisclosed future draft choice.

1987

Obtained 10th-1988 (C. Williams) from Pittsburgh for LB Ken Woodard. Obtained G Stefan Humphries from Chicago for P Bryan Wagner. Obtained C/G Larry Lee from Miami for 8th-1988.

1986

Obtained 11th-1987 and undisclosed future draft choice from Los Angeles Rams in exchange for LB Steve Busick. Obtained CB Mark Haynes from the New York Giants in exchange for 2nd-1986 and 6th-1986 (obtained from Tampa Bay), and 2nd-1987.

1985

Obtained TE Mike Barber from Los Angeles Rams in exchange for 12th-1986. Obtained 2nd-1985 (V. Johnson) from Houston in exchange for 2nd-1985 (obtained from Tampa Bay) and 5th-1985. Obtained 6th-1986 (Mobley) from Green Bay in exchange for QB Scott Brunner.

1984

Obtained 6th-1986 from Tampa Bay in exchange for DE Brison Manor. Obtained rights to LB Ricky Hunley from Cincinnati for 1st and 3rd-1986, and 5th-1987. Obtained WR Butch Johnson from Houston in exchange for 3rd-1985. Obtained WR Dave Logan from Cleveland in exchange for 4th-1984. Obtained QB Scott Brunner from New York Giants in exchange for 4th-1984. Obtained 4th-1984 (Robbins) and conditional undisclosed future draft choice (2nd-1985) from Tampa Bay in exchange for QB Steve DeBerg. Obtained TE Eason Ramson from San Francisco in exchange for 5th-1984. Obtained LB Stan Blinka from New York Jets in exchange for 6th-1985.

1983

Obtained 5th-1985 (Hinson) from Miami in exchange for LB Larry Evans. Obtained 8th-1984 (Hood) from Green Bay in exchange for DE Greg Boyd. Obtained rights to QB John Elway from Baltimore for 1st-1983 (Chris Hinton), 1st-1984, and QB Mark Herrmann.

1982

Obtained 4th-1984 from New Orleans in exchange for T Kelvin Clark. Obtained S J. T. Thomas from Pittsburgh in exchange for 8th-1983. Obtained linebacker Robert L. Jackson from Cleveland for 6th-1982. Obtained 4th-1982 (Plater) from Buffalo Bills in exchange for switching positions in first round of 1982 draft.

1981

Obtained QB Steve DeBerg from San Francisco for 4th-1983. Obtained WR Wade Manning from Buffalo for 8th-1982. Obtained future undisclosed draft choice from New Orleans for LB Rob Nairne. Obtained RB Tony Reed from Kansas City for 3rd-1981 and 4th-1982.

1980

Obtained WR Emery Moorehead from New York Giants for 8th-1981. Obtained RB Don Hardeman from Baltimore for 12th-1980. Obtained CB Perry Smith from St. Louis for 8th-1980 and 10th-1981. Obtained RB Lawrence McCutcheon from Los Angeles for 3rd-1982. Obtained QB Matt Robinson from New York Jets for 1st-1980, 2nd-1980, and QB Craig Penrose.

1979

Obtained 8th-1980 (Coleman) from Baltimore for P Bucky Dilts. Obtained 2nd-1980 (Jones) and 5th-1980 (Short) and 3rd-1981 (traded to Kansas City) for DE Lyle Alzado.

1978

Obtained OT Tom Neville from New England for 10th-1979. Obtained DB Charlie West and 6th-1979 (McIntyre) for TE Bill Gay. Obtained future undisclosed draft choice from Detroit for center Mike Montler.

1977

Obtained RB Jim Jensen from Dallas for 6th-1979. Obtained OT Andy Maurer from San Francisco for 9th-1978. Obtained C Mike Montler from Buffalo for 2nd-1979. Obtained DB Bernard Jackson from Cincinnati for 3rd-1978 and 7th-1978. Obtained QB Craig Morton from the New York Giants for QB Steve Ramsey and 5th-1978.

1976

Obtained LB Godwin Turk from New York Jets for 5th-1977.
Obtained OT Bill Bain from Green Bay for 3rd-1977.
Obtained 9th-1976 (Likso) from St. Louis for DB Jeff Severson.

1975

Obtained DB Jeff Severson from Houston for 7th-1976.
Obtained past considerations from Kansas City for TE Billy Masters.
Obtained C Phil Olsen from Los Angeles for WR Otto Stowe and 3rd-1976 and 6th-1977.
Obtained DB Clarence Ellis from Atlanta for DB Charles Greer, WR Jerry Simmons and 6th-1976.
Obtained DT Greg Marx and 5th-1975 (Rogers) from Atlanta for OG Larron Jackson.

1974

Obtained 4th-1975 (Taylor) from Kansas City for LB Tom Graham.
Obtained 10th-1975 (Englehardt) from Kansas City for OT Tom Drougas.
Obtained 3rd-1975 (Franckowiak) from New York Giants for RB Joe Dawkins.
Obtained RB Jon Keyworth from Washington for 6th-1975 and 11th-1975.
Obtained DB John Rowser from Pittsburgh for 6th-1974 and 9th-1974.

1973

Obtained LB Ray May from Baltimore for 3rd-1974 and 8th-1974.
Obtained DB Dale Hackbart from St. Louis for 10th-1974.
Obtained LB Bill Laskey from Baltimore for 7th-1974.
Obtained WR Gene Washington from Minnesota for WR Rod Sherman and 5th-1974.

1972

Obtained 3rd-1974 (Minor) and 6th-1974 (traded to Pittsburgh) from Cleveland for QB Don Horn.
Obtained WR Haven Moses from Buffalo for WR Dwight Harrison.
Obtained 3rd-1973 (Howard) from Cleveland for DE Rich Jackson.
Obtained C Bobby Maples from Pittsburgh for 6th-1973.
Obtained OT Rick Sharp from Pittsburgh for 8th-1973.
Obtained DE-OT Lloyd Voss from Pittsburgh for 5th-1973.
Obtained QB Charley Johnson from Houston for 3rd-1973.
Obtained RB Eddie Ray and 3rd-1973 (Wood) from San Diego for DT Dave Costa.
Obtained 7th-1973 (Grant) from Baltimore for TE John Mosier.
Obtained LB Al Andrews from Buffalo for LB Dave Washington.
Obtained 5th-1973 (traded to Pittsburgh) from New Orleans for LB John Huard.

1971

Obtained RB Joe Dawkins from Houston for RB Dickie Post.
Obtained OG Larron Jackson and 5th-1972 from Houston for DB Cleophus Johnson.
Obtained LB Olen Underwood from Houston for OG Bob Young.
Obtained 5th-1972 (Krieg) from Philadelphia for QB Pete Liske.
Obtained RB Dickie Post from San Diego for 2nd-1972.
Obtained QB Steve Ramsey from New Orleans for 4th-1972.
Obtained OT Roger Shoals from Detroit for LB Carl Cunningham.
Obtained QB John Stofa from Miami for 7th-1972.
Obtained DB Butch Byrd from Buffalo for 5th-1972.
Obtained DB Leroy Mitchell from Houston for DB John Charles.
Obtained DB John Charles and 4th-1972 (Graham from Minnesota for WR Al Denson).
Obtained QB Don Horn from Green Bay for DE Alden Roche and exchange of first round positions in 1972 draft.
Obtained K Jim Turner from New York Jets for K Bobby Howfield.

1970

Obtained DB Cornell Gordon from New York Jets for DB Gus Hollomon.
Obtained TE Jim Whalen from Boston for TE Tom Beer.
Obtained DB Paul Martha from Pittsburgh for C Walter Highsmith and OT Wallace Dickey.
Obtained RB Booker Edgerson from Buffalo for 5th-1972.
Obtained FB Willis Crenshaw from St. Louis for 3rd-1971.
Obtained TE Billy Masters from Buffalo for 5th-1971.
Obtained 8th-1971 (Beard) from Houston for RB Tom Smiley.
Obtained 4th-1971 (Alzado) from Boston for K Charlie Gogolak.

1969

Obtained RB Tom Smiley from Cincinnati for WR Eric Crabtree.
Obtained OT Walt Barnes from Kansas City for 8th-1970.

1968

Obtained a future draft choice from the New York Jets for DB Nemiah Wilson, later cancelled when Wilson was cut by the Jets.
Obtained 4th-1969 (Schnitker) from Kansas City for DT Curley Culp.
Obtained 3rd-1968 (Vaughan) from Kansas City for DB Goldie Sellers.
Obtained 4th-1968 from Kansas City for RB Wendell Hayes.
Obtained 6th-1969 (Williams) from Buffalo for RB Charlie Mitchell.

1967

Obtained QB Steve Tensi for 1st-1968 and 1st-1969.
Obtained OG Dick Tyson, LB Ray Schmutz, DE Rich Jackson from Oakland for WR Lionel Taylor and C Jerry Sturm.
Obtained RB Cookie Gilchrist, QB George Wilson, OG Ernie Park, and DE Earl Faison from Miami for DE Dan LaRose, LB Jerry Hopkins RB Abner Haynes, and 6th-1968.
Obtained WR Bill Cronin from Miami for DT Ray Jacobs.
Obtained DT Dave Costa from Buffalo for 4th-1968.
Obtained DT Rex Mirich and draft choice from Oakland for DB Willie Brown and QB Mickey Slaughter.

1966

Obtained 3rd-1967 (Current) and 5th-1967 (Lynch) from Miami for RB Cookie Gilchrist.
Obtained LB Archie Matsos from Oakland for RB Hewritt Dixon.

1965

Obtained RB Cookie Gilchrist from Buffalo for RB Billy Joe.
Obtained RB Abner Haynes from Kansas City for LB Jim Fraser.

1964

Obtained DT Stan Fanning and draft choice from Oakland for RB Gene Mingo.
Obtained QB Jacky Lee for two years use from Houston for 1st-1965 and DT Bud McFadin.
Obtained LB Marv Matuszak and DB Billy Atkins from Buffalo for C Walt Cudzik.
Obtained DT-K Dick Guesman, DE Ed Cooke, DT Charlie Janerette, OG Sid Fournet and LB Jim Price from New York Jets for DB Bob Zeman, LB Wahoo McDaniel, WR Gene Prebola and DT Gordy Holz.

1962

Obtained RB Bo Dickinson from Dallas for OB Carl Larpernter.
Obtained HB Bob Scarpitto, DB Bob Zeman and OE Luther Hayes from San Diego for cash.

1960

Obtained DB Goose Gonsoulin from Dallas for FB Jack Spikes.

EQUALIZATION, EXPANSION DRAFTS

1976—Expansion Draft: Broncos lost OT Mike Current and DT Bubba Bridges to Tampa Bay and DB Steve Taylor to Seattle.

1968—Expansion Draft: Broncos lost RB Cookie Gilchrist, OG Pat Matson, LB Henry Sorrell, RB Mike Kellogg and DB Lonnie Wright to Cincinnati.

1966—Expansion Draft: Broncos lost LB Tom Erlandson, DE Ed Cooke, OG Tommy Nomina and DB John McGeever to Miami.

1962—AFL Equalization Draft: Broncos obtain OG John Denvir from San Diego, OE Jerry Richardson from San Diego, QB Richie Lucas from Buffalo, DT Ike Lassiter from Dallas and HB Charles Bolden from Houston.

ALL-TIME ROSTER

Bob Adams	TE	Pacific	1975
Kenneth M. Adamson	G	Notre Dame	1960-62
Steve Alexakos	G	San Jose State	1970
Jeff Alexander	RB	Southern	1989
Ray Alexander	WR	Florida A&M	1984
Ted Alfien	RB	Springfield College	1969
Elihu (Buddy) Allen	HB	Utah State	1961
Donald R. Allen	FB	Texas	1960
Henry Allison	T	San Diego State	1977
Vaughn S. (Buddy) Alliston	LB	Mississippi	1960
Lyle Alzado	DE	Yankton College	1971-78
David R. Ames	HB	Richmond	1961
Robert Anderson	HB	Colorado	1970-73
Mitch Andrews	TE	Louisiana State	1987
Lou Andrus	LB	Brigham Young	1967
Otis Armstrong	RB	Purdue	1973-80
LeFrancis Arnold	G-C	Oregon	1974
Mike Askea	T	Stanford	1973
Billy Atkins	DB	Auburn	1964
Frank Atkinson	DE	Stanford	1964
George Atkinson	S	Morris Brown	1979
Steve Atwater	S	Arkansas	1989
John Ayers	G	W. Texas State	1987
Jay Backman	C	Cincinnati	1968-71
Bill Bain	T	So. California	1976, 1978
Jerry Baker	T	Tulane	1983
Mike Barber	TE	Louisiana Tech	1985
Ernie Barnes	G	No. Carolina Col.	1963-64
Walter Barnes	DE	Nebraska	1969-71
Dean Barnett	TE	Nevada (L.V.)	1983
Odell Barry	HB	Findlay	1964-65
James Barton	C	Marshall	1961-62
Rick Baska	LB	UCLA	1976-77
Norman Bass	DB	Pacific	1964
Tom Beer	TE	Houston	1967-69
Dave Behrman	C	Michigan State	1967
Kevin Belcher	T	Wisconsin	1987
Henry Bell	HB	No college	1960
Ken Bell	RB-WR	Boston College	1986-89
Frank Bernardi	DB	Colorado	1960
Lee Bernet	T	Wisconsin	1965-66
Keith Bishop	C-G	Baylor	1980, 1982-89
Tony Boddie	RB	Montana State	1986-87
Gordon Bowdell	WR	Michigan State	1971
Walt Bowyer	DE	Arizona St.	1983-84, 1987-88
Greg Boyd	DE	San Diego State	1980-82
Greg Bracelin	LB	California	1980
Phil Brady	S	Brigham Young	1969
John Bramlett	LB	Memphis State	1965-66
Melvin Bratton	RB	Miami (Fla.)	1989
Tyrone Braxton	DB	No. Dakota State	1987-89
Don Breaux	QB	McNeese State	1963
Bob Breitenstein	T	Tulsa	1965-67
Chris Brewer	RB	Arizona	1984
Marlin Briscoe	QB	Omaha	1968
John W. (Red) Brodnax	FB	Louisiana State	1960
Michael Brooks	TE	Louisiana State	1987-89
Boyd Brown	LB	Alcorn A&M	1974-76
Clay Brown	TE	Brigham Young	1983
Hardy Brown	LB	Tulsa	1960
Ken Brown	C	New Mexico	1979
Laron Brown	WR	Texas	1987
Willie Brown	DB	Grambling	1963-66
Sam Brunelli	G	Colorado St. Col.	1966-71
Larry Brunson	WR	Colorado	1980
Bill Bryan	C	Duke	1977-88
Steve Bryan	DE-LB	Oklahoma	1987-88
Tom Buckman	TE	Texas A&M	1969
Fred Bukaty	FB	Kansas	1961
Bobby Burnett	RB	Arkansas	1969
George Burrell	S	Pennsylvania	1969
Steve Busick	LB	Southern California	1981-85
Gerry Bussell	DB	Georgia Tech	1965
Bill Butler	LB	San Fernando Valley	1970
George (Butch) Byrd	DB	Boston University	1971
Scott Caldwell	RB	Texas-Arlington	1987
Carter Campbell	DE	Weber State	1971

Larry Canada	FB	Wisconsin	1978-79, 1981
Albert R. Carmichael	HB	So. California	1960-61
Paul Carmichael	HB	El Camino JC	1965
Don Carothers	E	Bradley	1960
Kenneth L. Carpenter	E	Oregon State	1960
Alphonso Carreker	DE	Florida State	1989
Darren Carrington	CB	Northern Arizona	1989
Rubin Carter	DT	Miami (Fla.)	1975-86
Tim Casey	LB	Oregon	1969
John E. Cash	E	Allen	1961-62
Tom Cassese	DB	C. W. Post	1967
Jeremiah Castille	CB	Alabama	1987-88
Grady Cavness	CB	Texas-El Paso	1969
Barney Chavous	DE	So. Carolina State	1973-85
Max Choboian	QB	San Fernando State	1966
Tom Cichowski	T	Maryland	1968-69
Ralph Cindrich	LB	Pittsburgh	1974
Brian Clark	T	Clemson	1982
Kevin Clark	DB	San Jose State	1987-88
Kelvin Clark	T	Nebraska	1979-81
Mike Clendenen	K	Houston	1987
Don Coffey	E	Memphis State	1963
Steve Coleman	DE	Delaware State	1974
Tony Colorito	NT	Southern California	1986
Darren Comeaux	LB	Arizona State	1982-86
Ed Cooke	DE	Maryland	1964-65
Mark Cooper	G/T	Miami (Fla.)	1983-87
Kip Corrington	S	Texas A&M	1989
Dave Costa	DT	Utah	1967-71
Bill Cottrell	G	Delaware Valley	1972
Larry Cox	DT	Abilene Christian	1966-68
Eric Crabtree	FL	Pittsburgh	1966-68
Gary Crane	LB	Arkansas State	1969
Willis Crenshaw	FB	Kansas State	1970
Ken Criter	LB	Wisconsin	1969-74
Ed Cummings	LB	Stanford	1965
Carl Cunningham	LB	Houston	1967-70
Mike Current	T	Ohio State	1967-75
Scott Curtis	LB	New Hampshire	1989
Eldon V. Danenhauer	T	Pittsburg (Kan.)	1960-65
William A. Danenhauer	E	Emporia College	1960
Dick Davis	RB	Nebraska	1970
Jack T. Davis	T	Arizona	1960
Marvin Davis	DT	Wichita State	1966
Joe Dawkins	RB	Wisconsin	1971-73
Albert E. Day	T	Eastern Michigan	1960
Steve DeBerg	QB	San Jose State	1981-83
Rick Dennison	LB	Colorado State	1982-89
Al Denson	FL	Florida A&M	1964-70
John Denvir	G	Colorado	1962
Wallace Dickey	T	S.W. Texas State	1968-69
Richard L. (Bo) Dickinson	FB	So. Mississippi	1962-63
Doug (Bucky) Dilts	P	Georgia	1977-78
Hewitt Dixon	FB-TE	Florida A&M	1963-65
Zachary Dixon	RB	Temple	1979
Joe DiVito	QB	Boston College	1968
Kirk Dodge	LB	Nevada-Las Vegas	1987
Jack Dolbin	WR	Wake Forest	1975-79
Tom Domres	DT	Wisconsin	1971-72
Tony Dorsett	RB	Pittsburgh	1988
Richard A. (Skip) Doyle	HB	Ohio State	1960
Tom Drougas	T	Oregon	1974
Joe Dudek	RB	Plymouth State	1987
Rick Duncan	K	Eastern Montana	1967
Myron Dupree	CB	N.C. Central	1983
Pete Duranko	DE	Notre Dame	1967-70, 72-74
Booker Edgerson	CB	Western Illinois	1970
Ron Egloff	TE	Wisconsin	1977-83
Jim Elfrid	LB	Colorado State	1961
John Elway	QB	Stanford	1983-89
John Embree	WR	Compton JC	1969-70
George Hunter Enis	QB	Texas Christian	1962
John P. Epperson	E	Adams State	1960
Thomas D. Erlandson	LB	Washington State	1962-65
Mike Ernst	QB	Cal-Fullerton	1972
Terry Erwin	HB	Boston College	1968
Jay Dale Evans	HB	Kansas City	1961
Larry Evans	LB	Mississippi College	1976-82

Stan Fanning	DE	Idaho	1964
Miller Farr	DB	Wichita State	1965
Steve Fitzhugh	DB	Miami (Ohio)	1987
Billy Ray Fletcher	E	Memphis State	1966
Simon Fletcher	LB-DE	Houston	1985-89
Steve Foley	DB	Tulane	1976-86
Garrett Ford	FB	West Virginia	1968
Fred Forsberg	LB	Washington	1968, 70-73
Jason Franci	E	Santa Barbara	1966
Mike Franckowiak	RB	Central Michigan	1975-76
James G. Fraser	LB-P	Wisconsin	1962-64
Al Frazier	HB	Florida A&M	1961-63
Mike Freeman	G	Arizona	1984, 1986-87
George Gaiser	T	Southern Methodist	1968
Bob Galters	HB	New Mexico State	1963
Scott Garnett	NT	Washington	1984
Drake Garrett	DB	Michigan State	1968-70
Charles E. Gavin	DE	Tennessee State	1960-63
Bob Geddes	LB	UCLA	1972
Jack Gehrke	WR	Utah	1971
Ralph Giacommaro	P	Penn State	1987
Freddie Gilbert	DE	Georgia	1986-88
Cookie Gilchrist	FB	No college	1965, 1967
Scotty Glacken	QB	Duke	1966-67
Glenn Glass	DB	Tennessee	1966
Tom Glassic	G	Virginia	1976-83
George Goeddeke	G	Notre Dame	1967-72
Austin (Goose) Gonsoulin	DB	Baylor	1960-66
John Gonzaga	G	No college	1966
Brian Goodman	G	UCLA	1975
Harvey Goodman	G	Colorado	1976
Cornell Gordon	CB	No. Carolina A&T	1970-72
Sam Graddy	WR	Tennessee	1987-88
Randy Gradishar	LB	Ohio State	1974-83
Tom Graham	LB	Oregon	1972-74
John Grant	DT-DE	So. California	1973-79
Marsharne Graves	T	Arizona	1984
Paul Green	TE	Southern California	1989
Charles Greer	DB	Colorado	1968-74
James D. Greer	E	Elizabeth City State	1960
John Griffin	HB	Memphis State	1964-66
Bill Groman	HB-E	Heidelberg	1963
Dick Guesman	T-K	West Virginia	1964
Kevin Guidry	CB	Louisiana State	1988
Donald Gulseth	LB	North Dakota	1966
Melwood N. (Buzz) Guy	G	Duke	1961-62
Dale Hackbart	S	Wisconsin	1973
Joey Hackett	TE	Elon College	1986
Mike Haffner	E	UCLA	1968-70
Steve Haggerty	DB	Colorado	1975
Darrell Hamilton	T	North Carolina	1989
Wayne Hammond	DT	Montana State	1976
Billy Hardee	DB	Virginia Tech	1976
Mike Harden	CB/S	Michigan	1980-88
Archie Harris	OL	William and Mary	1987
Tony Harris	WR	Toledo	1972
Dwight Harrison	WR	Texas A&I	1971-72
Maurice Harvey	DB	Ball State	1978, 1980
Johnny Ray Hatley	T	Sul Ross State	1960
Arthur A. Hauser	T	Xavier	1961
Wendell Hayes	HB	Humboldt State	1965-67
Abner Haynes	HB	North Texas State	1965-66
Mark Haynes	CB	Colorado	1986-89
Alfred Haywood	RB	Bethune-Cookman	1975
Wymon Henderson	CB	Nevada-Las Vegas	1989
Jerry Hendren	WR	Idaho	1970
Brad Henke	DE-NT	Arizona	1989
Gary Henson	E	Colorado	1964
Lonnie Hepburn	CB	Texas Southern	1974
George W. Herring	QB-P	So. Mississippi	1960-61
Mark Herrmann	QB	Purdue	1981-82
Bo Hickey	FB	Maryland	1967
Walter Highsmith	C	Florida A&M	1968-69
Jack Hill	HB	Utah State	1961
George Hoey	DB	Michigan	1975
John Hoffman	DE	Hawaii	1972
John Hohman	G	Wisconsin	1965-66
Gus Holloman	DB	Houston	1968-69

Shawn Hollingsworth	T	Angelo St.	1983
Ron Holmes	DE	Washington	1989
Gordon Holz	DT	Minnesota	1960-63
Winford Hood	G/T	Georgia	1984-88
Jerry Hopkins	LB	Texas A&M	1963-66
Mike Horan	P	Long Beach State	1986-89
Don Horn	QB	San Diego State	1971-72
Paul Howard	G	Brigham Young	1973-75, 1977-86
Bobby Howfield	K	No college	1968-70
John Huard	LB	Maine	1967-69
Robert Hudson	LB	Clemson	1960-61
John Hufnagel	QB	Penn State	1974-75
Bobby Humphrey	RB	Alabama	1989
Bob Humphreys	K	Wichita State	1967-68
Stefan Humphries	G	Michigan	1987-88
Ricky Hunley	LB	Arizona	1984-87
Daniel Hunter	CB	Henderson State	1985-86
Glenn Hyde	G-T	Pittsburgh	1976-81, 1984-85
Martin Imhof	DE	San Diego State	1976
Jerry Inman	DT	Oregon	1966-71, 73
Bernard Jackson	DB	Washington State	1977-80
Larron Jackson	G	Missouri	1971-74
Mark Jackson	WR	Purdue	1986-89
Richard Jackson	DE	Southern	1967-72
Roger Jackson	DB	Bethune-Cookman	1982-85, 1987
Tom Jackson	LB	Louisville	1973-86
Frank Jackunas	C	Detroit	1963
Ray Jacobs	DT	Howard Payne	1963-66
Charlie Janerette	DB-P	Penn State	1964-65
Tom Janik	DB-P	Texas A&I	1963-64
Pete Jaquess	DB	E. New Mexico	1967-70
Jim Jensen	RB	Iowa	1977, 1979-80
William Jessup	E	Southern California	1960
Eugene Jeter	LB	Arkansas AM&N	1965-67
William (Billy) Joe	FB	Villanova	1963-64
Butch Johnson	WR	Cal-Riverside	1984-85
Charley Johnson	QB	New Mexico State	1972-75
Earl Johnson	DB	South Carolina	1987
Jason Johnson	WR	Illinois State	1988
Vance Johnson	WR	Arizona	1985-89
Tim Joiner	LB	Louisiana State	1987
Calvin Jones	CB	Washington	1973-76
David Jones	OL	Texas	1987
Darryl Jones	DB	Georgia	1987
Henry Jones	RB	Grambling	1969
Jimmy Jones	WR	Wisconsin	1968
Leonard Jones	DB	Texas State	1987
Rulon Jones	DE	Utah State	1980-88
Larry Jordan	E-LB	Youngstown	1962-64
Donald G. Joyce	E	Tulane	1962
Jim Juriga	T-G	Illinois	1988-89
Larry Kaminski	C	Purdue	1966-73
Bob Kampa	DT	California	1974
Ken Karcher	QB	Tulane	1987-88
Rich Karlis	K	Cincinnati	1982-88
Keith Kartz	C-T	California	1987-89
Clarence Kay	DE	Georgia	1984-89
Bill Keating	TE	Michigan	1966-67
Mike Kellogg	FB	Santa Clara	1966-67
Pat Kelly	TE	Syracuse	1988-89
Jon Keyworth	RB	Colorado	1974-80
Jim Kiick	RB	Wyoming	1976-77
Donald W. King	E	Kentucky	1960
Vince Kinney	WR	Maryland	1978-79
Bruce Klostermann	LB	So. Dakota State	1987-89
Jeff Knappe	QB	Northern Colorado	1980
Shawn Knight	NT	Brigham Young	1988
Mike Knox	LB	Nebraska	1987
Robert E. Konovsky	E	Wisconsin	1961
Greg Kragen	NT	Utah State	1985-89
Jim Krieg	WR	Washington	1972
Gary Kroner	K	Wisconsin	1965-67
Ray Kubala	C	Texas A&M	1964-67
Gary Kubiak	QB	Texas A&M	1983-89
Frank W. Kuchta	C	Notre Dame	1960
Aaron Kyle	DB	Wyoming	1980-82

Ron Lamb	FB	South Carolina	1968
Gordon Lambert	LB	Tennessee-Martin	1968-69
Patsy C. Lamberti, Jr.	LB	Richmond	1961
Gene Lang	RB	Louisiana State	1984-87
Ken Lanier	T	Florida State	1981-89
Dan LaRose	DE	Missouri	1966
Carl James Larpenter	G	Texas	1960-61
Bill Larson	TE	Colorado State	1980
Bill Laskey	LB	Michigan	1973-74
Isaac T. Lassiter	E	St. Augustine	1962-64
Kit Lathrop	DE	Arizona State	1979
Don Latimer	DT	Miami (Fla.)	1978-83
Jim Leclair	QB	C. W. Post	1967-68
Roger LeClerc	C	Trinity (Conn.)	1967
Jacky Lee	QB	Cincinnati	1964-65
Larry Lee	C/G	UCLA	1987
Max Leetzow	DE	Idaho	1965-66
Mike Lemon	LB	Kansas	1975
Jack Lentz	S	Holy Cross	1967-68
Darrell Lester	FB	McNeese State	1965-66
Herman Lewis	DE	Virginia Union	1968
Tony Lilly	S	Florida	1984-87
Hub Lindsey	HB	Wyoming	1968
Pete Liske	QB	Penn State	1969-70
Floyd Little	HB	Syracuse	1967-75
Bill Lobenstein	DL	Wisconsin-Whitewater	1987
Kerry Locklin	TE	New Mexico State	1987
Dave Logan	WR	Colorado	1984
Tim Lucas	LB	California	1987-89
Tommy Luke	LB	Mississippi	1968
Fran Lynch	HB	Hofstra	1967-75
Tom Lyons	G	Georgia	1971-76
Rob Lytle	TE/RB	Michigan	1977-83
Dan MacDonald	LB	Idaho State	1987
Warren Marshall	RB	James Madison	1987
Ernest G. (Pete) Mangum	LB	Mississippi	1960
Wade Manning	WR	Ohio State	1981-82
Brison Manor	DE	Arkansas	1977-84
Bobby Maples	C	Baylor	1972-78
Charles E. Marshall	HB	Oregon State	1962
Paul Martha	S	Pittsburgh	1970
Rick Massie	WR	Kentucky	1987-88
Billy Masters	TE	Louisiana State	1970-74
Pat Matson	G	Oregon	1966-67
Archie Matsos	LB	Michigan State	1966
Jack Mattox	T	Fresno State	1961-62
Marv Matuszak	LB	Tulsa	1964
Andy Maurer	T	Oregon	1977
Dean May	QB	Louisville	1987
Ray May	LB	So. California	1973-75
Brendan McCarthy	FB	Boston College	1968-69
John McCormick	QB	Massachusetts	1963, 65-66, 68
Jake McCullough	DE	Clemson	1989
Robert V. McCullough	G	Colorado	1962-65
Lawrence McCutcheon	RB	Colorado State	1980
Ed (Wahoo) McDaniel	LB	Oklahoma	1961-63
Orlando McDaniel	WR	Louisiana State	1982
Lewis B. (Bud) McFadin	DT	Texas	1960-63
John McGeever	DB	Auburn	1962-65
Kell McGregor	TE	Colorado State	1985
Monte McGuire	QB	Texas Tech	1987
Bill McKoy	LB	Purdue	1970-72
Ron McLean	DL	Cal-State-Fullerton	1987
James R. McMillin	DB	Colorado State	1960-62, 1964-65
Robert McNamara	HB	Minnesota	1960-61
Karl Mecklenburg	LB/DE	Minnesota	1983-89
Mark Merrill	LB	Minnesota	1981-82
Bobby Micho	RB/TE	Texas	1986-87
Eugene Mingo	HB-K	No college	1960-64
Claudia Minor	T	San Diego State	1974-82
Tommy Earl Minter	HB	Baylor	1962
Dean Miraldi	T	Utah	1985
Rex Mirich	DE	Northern Arizona	1967-69
Alvin Mitchell	S-WR	Morgan State	1970
Charlie Mitchell	HB	Washington	1963-67
Leroy Mitchell	CB	Texas Southern	1971-73
Orson Mobley	TE	Salem College (W.V.)	1986-89

Marv Montgomery	T	So. California	1971-76
Randy Montgomery	CB	Weber State	1971-73
Mike Montler	C	Colorado	1977
Alex Moore	HB	Norfolk State	1968
Bob Moore	TE	Stanford	1978
Leroy Moore	DE	Fort Valley (Ga.)	1964-65
Randy Moore	DT	Arizona State	1976
Emery Moorehead	WR-RB	Colorado	1980
Craig Morton	QB	California	1977-82
Haven Moses	WR	San Diego State	1972-81
John Mosier	TE	Kansas	1971
Bobby Moten	TE	Bishop College	1968
Marc Munford	LB	Nebraska	1987-89
Wilbur Myers	S	Delta State	1983
Jesse Myles	RB	Louisiana State	1983-84
Chip Myrtle	LB	Maryland	1967-72
Rob Nairne	LB	Oregon State	1977-80
Ricky Nattiel	WR	Florida	1987-89
Tom Neville	T	Mississippi State	1978
Ron Nery	E	Wisconsin	1963
Lee (Mike) Nichols	C	Arkansas A&M	1960-61
John Nocera	LB	Iowa	1963
Tom Nomina	T	Miami (Ohio)	1963-65
Ben Norman	RB	Colorado State	1980
Chris Norman	P	So. Carolina	1984-86
Philip H. Nugent	HB	Tulane	1961
Tom Oberg	S	Portland State	1968-69
Riley Odums	TE	Houston	1972-83
Phil Olsen	C	Utah State	1975-76
Harold Olson	T	Clemson	1963-64
John Olszewski	FB	California	1962
Jim O'Malley	LB	Notre Dame	1973-75
Chris Pane	DB	Chico State	1976-79
Ernie Park	G	McMurry State	1967
Charlie Parker	G	So. Mississippi	1965
Don Parish	LB	Stanford	1972
Rick Parros	RB	Utah State	1981-84
Al Pastrana	QB	Maryland	1969-70
Russell Payne	TE	Appalachian State	1987
Jack Peavey	OL	Troy State	1987
Craig Penrose	QB	San Diego State	1976-79
James W. Perkins	T	Colorado	1962-64
Lonnie Perrin	RB	Illinois	1976-78
Gerald Perry	G-T	Southern University	1988-89
Anton Peters	T	Florida	1963
Lyle Pickens	DB	Colorado	1987
John Pitts	S	Arizona State	1973-75
Dave Pivec	TE	Notre Dame	1969
Bruce Plummer	DB	Mississippi State	1987-88
Bobby Ply	DB	Baylor	1967
Randy Polli	DB	Stanford	1975-77
Nathan Poole	RB	Louisville	1982-83, 1985, 1987
Dickie Post	RB	Houston	1971
Warren Powers	DE	Maryland	1989
Eugene Prebola	E	Boston University	1961-63
Steve Preece	S	Oregon State	1972
Dave Preston	HB	Bowling Green	1978-83
Luke Prestridge	P	Baylor	1979-83
James Price	LB	Auburn	1964
Errol Prisy	DB	Cincinnati	1967
John J. Pyeatt	HB	No college	1960
Frank Quayle	RB	Virginia	1969
Bruce Radford	DE	Grambling	1979
Steve Ramsey	QB	North Texas State	1971-76
Leo T. Reed	T	Colorado State	1961
Tony Reed	RB	Colorado	1981
Dan Remsburg	T	Abilene Christian	1986-87
Randy Rich	DB	New Mexico	1977
Bob Richardson	DB	UCLA	1966
Frank Richter	LB	Georgia	1967-69
Larry Riley	DB	Salem College (W.V.)	1977
Joe Rizzo	LB	Merchant Marines	1974-80
Randy Robbins	DB	Arizona	1984-89
Matt Robinson	QB	Georgia	1980
Alden Roche	DE	Southern University	1970
William E. Roehneit	LB	Bradley	1961-62
Stan Rogers	T	Maryland	1975
David S. Rolle	FB	Oklahoma	1960-61

Albert Romine	HB	Florence State	1960
Oliver Ross	RB	Alabama A&M	1973-75
Tobin Rote	QB	Rice	1966
Justin D. Rowland	HB	Texas Christian	1962
John Rowser	DB	Michigan	1974-76
Martin Rudolph	DB	Arizona	1987
Mike Ruether	C	Texas	1988-89
Darryl Russell	DB	Appalachian State	1987
Jim Ryan	LB	William and Mary	1979-88
Tom Rychlec	E	American International	1963
George Saimes	S	Michigan State	1970-72
Clint Sampson	WR	San Diego State	1983-86
John Sawyer	TE	So. Mississippi	1983-84
Ron Sbranti	LB	Utah State	1966
Robert Scarpito	WR-P	Notre Dame	1962-67
Carl Schaukowitz	G	Penn State	1975
Steve Schindler	G	Boston College	1977-78
Mike Schnitker	G	Colorado	1969-74
John Schultz	WR	Maryland	1976-78
Lew Scott	DB	Oregon State	1966
James H. Sears	HB	So. California	1960-61
Goldie Sellers	DB	Grambling	1966-67
Jeff Severson	DB	Long Beach State	1975
Steve Sewell	RB-WR	Oklahoma	1985-89
Don Shackelford	G	Pacific	1964
Rick Sharp	T	Washington	1972
George H. Shaw	QB	Oregon	1962
Richard Shelton	CB	Liberty	1989
Rod Sherman	WR	Southern California	1972
Roger T. Shoals	T	Maryland	1971
Laval Short	DT	Colorado	1980
Jerry Simmons	WR	Bethune-Cookman	1971-74
Leon Simmons	LB	Grambling	1963
Mike Simone	LB	Stanford	1972-74
Jack M. Simpson	LB	Mississippi	1961
John Skopan	HB	So. Mississippi	1963
Milton (Mickey) Slaughter	QB	Louisiana Tech	1963-66
Tom Smiley	RB	Lamar Tech	1969
Aaron Smith	LB	Utah State	1984
Art Smith	LB	Hawaii	1980
Daniel Eugene Smith	HB	Northeast Oklahoma	1961
Dennis Smith	DB	Southern California	1981-89
Don Smith	G	Florida A&M	1967
Ed Smith	DE	Colorado College	1973-75
Harold Smith	T	UCLA	1960
Hugh B. Smith	E	Kansas	1962
James Smith	S	Utah State	1969
Matt Smith	LB	West Virginia	1987
Monte Smith	G	North Dakota	1989
Paul Smith	DT-DE	New Mexico	1968-78
Perry Smith	DB	Colorado State	1980-81
Willie Smith	G	Michigan	1960
Matt Snorton	TE	Michigan State	1964
Roland Solomon	CB	Utah	1981
Henry Sorrell	LB	Chattanooga	1967
Rich Stachowski	DE/NT	California	1983
Jerry N. Stalcup	LB	Wisconsin	1961-62
Scott Stankavage	QB	North Carolina	1984, 1986
Bruce Starling	HB	Florida	1963
Larry Steele	P	Santa Rosa	1974
Fred Steinfort	K	Boston College	1979-81
James E. Stinnette	FB-LB	Oregon State	1961-62
Jesse Stokes	DB	Corpus Christi	1968
Don E. Stone	FB	Arkansas	1961-64
Otto Stowe	WR	Iowa State	1974
Robert J. Stransky	HB	Colorado	1960
David Strickland	T-G	Memphis State	1960
Dave Studdard	T	Texas	1979-88
Jerry G. Sturm	C-T-G	Illinois	1961-66
Don Summers	TE	Boise State	1984-85
Jim Summers	DB	Michigan State	1967
Shane Swanson	WR	Nebraska	1987
Neal Sweeney	FL	Tulsa	1967
Bob Swenson	LB	California	1975-79, 1981-83
Gene Sykes	DB	Louisiana State	1967
George Tarasovic	DE	Louisiana State	1967
Jerry L. Tarr	E	Oregon	1962
Lionel T. Taylor	E	New Mexico Highlands	1960-66
Steve Tensi	QB	Florida State	1967-70

Jim Thibert	LB	Toledo	1965
Calvin Thomas	RB	Illinois	1988
Earlie Thomas	DB	Colorado State	1975
J. T. Thomas	S	Florida State	1982
Zach Thomas	WR/PR	S. California State	1983-84
Arland Thompson	G	Baylor	1980
Bill Thompson	DB	Maryland State	1969-81
Jim Thompson	DT	Southern Illinois	1965
Robert Thompson	WR	Youngstown State	1987
Dave Tobey	LB	Oregon	1968
Andre Townsend	DE/NT	Mississippi	1984-89
Jerry Traynham	HB	Southern California	1961
David Treadwell	K	Clemson	1989
Steve Trimble	DB	Maryland	1981-83
Frank Tripucka	QB	Notre Dame	1960-63
Jeff Tupper	DL	Oklahoma	1987
Godwin Turk	LB	Southern Univ.	1976-78
Clem Turner	RB	Cincinnati	1970-72
Jim Turner	K	Utah State	1971-79
Maurice Tyler	S	Morgan State	1973-74
Richard Tyson	G	Tulsa	1967
Keith Uecker	T	Auburn	1982-83
Rick Upchurch	WR	Minnesota	1975-83
Olen Underwood	LB	Texas	1971
Bill Van Heusen	WR-P	Maryland	1968-76
Bob Vaughan	G	Mississippi	1968
Lloyd Voss	T	Nebraska	1972
Bob Wade	CB	Morgan State	1970
Clarence Walker	HB	Southern Illinois	1963
Dave Washington	LB	Alcorn A&M	1971
Dave Washington	E	Southern California	1968
Gene Washington	WR	Michigan State	1973
Steve Watson	WR	Temple	1979-87
Norris Weese	QB	Mississippi	1976-79
Theodore A. Wegert	FB	No college	1961
Jack Weil	P	Wyoming	1986
Bill West	CB	Tennessee State	1972
Charlie West	DB	UTEP	1978-79
Willie West	DB	Oregon	1964
Max Wettstein	E	Florida State	1966
Jim Whalen	TE	Boston College	1970-71
Andre White	TE	Florida A&M	1967
Jim White	DE	Colorado State	1976
Doug Widell	G	Boston College	1989
Gerald Willhite	RB	San Jose State	1982-88
Harold Williams	HB	Miami (Ohio)	1961
Wandy Williams	RB	Hofstra	1969-70
Nemiah Wilson	DB	Grambling	1965-67
Steve Wilson	CB	Howard	1982-88
Sammy Winder	RB	Southern Mississippi	1982-89
Bryant Winn	LB	Houston	1987
Malcolm Richard Wood	QB	Auburn	1962
Ken Woodard	LB	Tuskegee Institute	1982-86
Ray Woodard	DE	Texas	1987
Chris Woods	WR	Auburn	1989
James Earl Wright	HB	Memphis State	1964
Jim Wright	TE	Texas Christian	1980-85
Lonnie Wright	DB	Colorado State	1966-67
Louis Wright	CB	San Jose State	1975-86
William G. Yelverton	E	Mississippi	1960
Joseph A. Young	E	Arizona	1960-61
Michael Young	WR	UCLA	1989
Robert Young	G	Howard Payne	1966-70
Bob Zeman	DB	Wisconsin	1962-63

Schools Represented

Colorado 20, Wisconsin 16, Southern California 14, Colorado State 12, Maryland 12, Louisiana State 11, Oregon 11, Arizona 10, Utah State 10, Texas 9, Boston College 8, California 8, Georgia 8, Houston 8, Michigan 8, Michigan State 8, Mississippi 8, Notre Dame 8, San Diego State 8, Stanford 8, UCLA 8, Baylor 7, Florida A&M 7, Washington 7, Auburn 6, Grambling 6, Memphis State 6, Nebraska 6, Oregon State 6, Southern Mississippi 6, Arizona State 5, Brigham Young 5, Clemson 5, Florida State 5, Minnesota 5, Oklahoma 5, Penn State 5, Pittsburgh 5, Purdue 5, San Jose State 5, Southern 5, Texas A&M 5, Tulane 5, Tulsa 5, Arkansas 4, Florida 4, Illinois 4, Kansas 4, Miami (Fla.) 4, Ohio State 4, Utah 4, Wyoming 4, 15 with three each, 40 with two each, 97 with one each. Seven players did not attend college.

Service

FOURTEEN YEARS — Tom Jackson 1973-86.

THIRTEEN YEARS — Barney Chavous 1973-85; Paul Howard 1973-75, 1977-86; Bill Thompson 1969-81.

TWELVE YEARS — Billy Bryan, 1977-88; Rubin Carter 1975-86; Riley Odoms 1972-83; Louis Wright 1975-86.

ELEVEN YEARS — Steve Foley 1976-86; Paul Smith 1968-78.

TEN YEARS — Randy Gradishar 1974-83; Haven Moses 1972-81; Jim Ryan 1979-88; Dave Stiffard 1979-88.

NINE YEARS — Keith Bishop 1980, 1982-89; Mike Current 1967-75; Mike Harden 1980-88; Rulon Jones 1980-88; Ken Lanier 1981-89; Floyd Little 1967-75; Fran Lynch 1967-75; Claudie Minor 1974-82; Jim Turner 1971-79; Rick Upchurch 1975-85; Billy Van Heusen 1968-76; Steve Watson 1979-87.

EIGHT YEARS — Lyle Alzado 1971-78; Otis Armstrong 1973-80; Rick Dennison 1982-89; Tom Glassic 1976-83; Glenn Hyde 1976-81, 1984-85; Larry Kaminski 1966-73; Brison Manor 1977-84; Dennis Smith 1981-88; Bob Swenson 1975-79, 1981-83; Sammy Winder 1982-89.

SEVEN YEARS — Al Denson 1964-70; Pete Duranko 1967-70, 1972-74; Ron Egloff 1977-83; John Elway 1983-89; Larry Evans 1976-82; Goose Gonsoulin 1960-66; John Grant 1973-79; Charles Greer 1968-74; Jerry Inman 1966-71; Rich Karlis 1982-88; Jon Keyworth 1973-79; Gary Kubiak 1983-89; Rob Lytle 1977-83; Bobby Maples 1972-78; Karl Mecklenburg 1983-89; Joe Rizzo 1974-80; Lionel Taylor 1960-66; Gerald Willhite 1982-88; Steve Wilson 1982-88.

SIX YEARS — Sam Brunelli 1966-71; Ken Criter 1969-74; Eldon Danenhauer 1960-65; George Goeddeke 1967-72; Richard Jackson 1967-72; Clarence Kay 1984-89; Don Latimer 1978-83; Tommy Lyons 1971-76; Marv Montgomery 1971-76; Craig Morton 1977-82; Chip Myrtle 1967-72; Dave Preston 1978-83; Steve Ramsey 1971-76; Randy Robbins 1984-89; Bob Scarpitto 1962-67; Mike Schnitker 1969-74; Jerry Sturm 1961-66; Andre Townsend 1984-89.

BRONCOS IN HALL OF FAME

The Denver Broncos are represented in the Pro Football Hall of Fame by three individuals, including a former player, a former coach, and a former administrator.

Fred Gehrke, who was the Broncos' General Manager for four years (1977-1980) and a member of the team's staff for 16 years, was the first winner of the Hall of Fame's Pioneer award in 1972.

Gehrke, as a Los Angeles Rams' halfback in 1948, painted golden rams' horns on his team's helmets and thus started the trend toward today's colorful, uniquely-decorated helmets worn by all NFL teams.

Cornerback Willie Brown, inducted into the Hall of Fame in 1984, played for the Broncos from 1963-66 and was named All-American Football League in 1964, a season in which he intercepted nine passes, including a team-record four in one game (vs. New York, 11/15/64).

Doak Walker, who was the Broncos' receivers coach in 1966, was inducted into the Hall in 1986 on the basis of his brilliant six-year career (1950-55) with the Detroit Lions.

The Pro Football Hall of Fame is located in Canton, Ohio.

HISTORICAL HIGHLIGHTS

1959

AUGUST 14—First American Football League organizational meeting held in Chicago. Denver, with Bob Howsam as its principal owner, named as a charter member along with New York, Dallas, Los Angeles, Minneapolis and Houston. **NOVEMBER 22**—First player selection draft held through 32 rounds. Denver's first pick is Roger LeClerc, center, Trinity. **DECEMBER 1**—Dean Griffing named general manager of the Broncos.

1960

JANUARY 1—Frank Filchok named first head coach of the Broncos. **JANUARY 30**—Denver placed in AFL's western division with Dallas, Oakland and Los Angeles. **JULY**—First Bronco training camp opens at Colorado School of Mines. **SEPTEMBER 9**—After losing all five pre-season games, the Broncos become the first AFL victor when they defeat the Patriots in Boston in history's first AFL game, 13-10. Attendance—21,597. **OCTOBER 2**—Broncos play first home game in Bears Stadium, defeat Oakland, 31-24, before crowd of 18,372. **DECEMBER**—Offensive End Lionel Taylor, Defensive Tackle Bud McFadin and Safety Goose Gonsoulin all named to first official all-AFL team.

1961

MAY 26—Bob and Lee Howsam, original principal owners of the Broncos, sell their stock to a new syndicate headed by Cal Kunz and Gerry Phipps. **JUNE 1**—Cal Kunz named president and operating head of Empire Sports. **DECEMBER**—Lionel Taylor sets professional record with 100 pass receptions for season. Taylor and Bud McFadin named to all-AFL team. **DECEMBER**—Frank Filchok released as Broncos head coach.

1962

FEBRUARY 1—Jack Faulkner hired as Broncos head coach. **JULY 1**—Dean Griffing released as Broncos general manager. Faulkner named to dual post as head coach and general manager. **JULY**—Public burning ceremony of Broncos' notorious vertically striped socks at Broncos' intra-squad game. **DECEMBER**—Jack Faulkner named coach of the year in AFL. Gene Mingo set professional field goal record of 27 in a season. Eldon Danenhauer, Lionel Taylor, Goose Gonsoulin and Bob Zeman named to the official all-AFL team.

1963

DECEMBER—Billy Joe named AFL rookie of the year. Goose Gonsoulin only Bronco to make the all-AFL team. Lionel Taylor wins fourth straight pass receiving title.

1964

JANUARY—Broncos and Jets complete historic nine-player trade, largest ever made in the AFL. Broncos send Gene Prebola, Wahoo McDaniel, Gordy Holz and Bob Zeman to Jets for Dick Guesman, Ed Cooke, Charlie Janerette, Jim Price and Sid Fournet. **OCTOBER 4**—Jack Faulkner released as head coach. **OCTOBER 5**—Mac Speedie accepts appointment as interim head coach. **DECEMBER 12**—Mac Speedie named head coach. **DECEMBER**—Jim Fraser wins third straight punting title. Willie Brown named to all-AFL team.

1965

FEBRUARY 15—Gerald and Allan Phipps purchase 52 percent of the stock of Empire Sports, thus giving them virtually 100 percent ownership and saving the Bronco franchise for Denver. **MARCH 5**—Record sale of 941 season tickets in one day. **APRIL 1**—Season ticket drive goal of 20,000 sales reached. Figure to reach 22,000 by May 1. **MAY 17**—Allan Phipps named president of Empire Sports, Inc. Gerry Phipps re-named Chairman of the Board. **MAY 29**—Jim Burris, Bears general manager, named executive vice-president of Empire Sports. **DECEMBER 12**—Lionel Taylor makes the 500th catch of his career in game against Boston to become the first AFL player to top this figure. **DECEMBER**—Tackle Eldon Danenhauer, Split End Lionel Taylor and Fullback Gookie Gilchrist named to the all-AFL team. Lionel Taylor wins fifth pass receiving crown and Abner Haynes wins league kickoff return championship.

HISTORICAL HIGHLIGHTS (Continued)

1966

JUNE 8—Merger of American and National Leagues announced. **SEPTEMBER 19**—Ray Malavasi named Head Coach of the Broncos. **DECEMBER**—John Bramlett, Goose Gonsoulin, Bob Scarpitto and Jerry Sturm chosen to play in AFL All-Star contest in January. **DECEMBER 19**—Lou Saban signs a 10-year contract as General Manager and Head Coach of the Denver Broncos.

1967

MARCH 1—Broncos move to new suburban executive offices with adjacent practice field and locker room facilities for both pre-season and regular season training. **MARCH 7**—Metropolitan Denver voters turn down stadium bond issue, but Bronco fans immediately organize for fund raising drive to improve Bears Stadium and keep Broncos in Denver. **MAY 17**—Floyd Little, Denver's No. 1 draft choice, signs with Broncos. Little becomes the first No. 1 choice to sign with Denver in the history of the club. **AUGUST 5**—Broncos defeat Detroit Lions 13-7 in pre-season game at DU for AFL's first win over the NFL. **AUGUST 15**—Quarterback Steve Tensi acquired from San Diego for first round draft choices in both 1968 and 1969. **DECEMBER**—Floyd Little paces AFL in punt returning with a 16.9 average. Bob Scarpitto repeats as punt leader with a 44.9 norm. Flanker Al Denson selected All-League in player balloting.

1968

JANUARY—Flanker Al Denson, defensive tackle Dave Costa, center Larry Kaminski and cornerback Nemiah Wilson participate in AFL All-Star game. Lou Saban and staff coach the West stars. **FEBRUARY**—Civic drive to raise \$1.8 million ends successfully and City of Denver receives stadium as a gift after purchase of the facility from Empire Sports, Inc. by non-profit group. Construction begins on 16,000 seat upper deck that will raise capacity to 50,000 for 1968 season. **SEPTEMBER 21**—Broncos move into new administrative building at 5700 Logan Street. **DECEMBER 14**—Bears Stadium is officially re-named Denver Mile High Stadium.

1969

JANUARY 19—Dave Costa, Rich Jackson and Floyd Little participate in AFL All-Star Game in Jacksonville, Florida. **DECEMBER**—Floyd Little and Rich Jackson named to first team All League. **DECEMBER**—Bill Thompson (rookie) tops AFL list in punt and kickoff returns, the first player in pro football history to ever hold both titles.

1970

JANUARY 17—Rich Jackson, Dave Costa, Floyd Little, Mike Current and George Goeddeke play in All-Star game on West team. **SEPTEMBER**—Season ticket sale hits record number of 43,584. **DECEMBER 20**—Floyd Little gains 44 yards to win American Conference rushing title with 901 yards. It was first rushing crown and first season Little played in all 14 games.

1971

JANUARY—Richard Jackson named to official National Football League all-star team. **JANUARY**—Richard Jackson and Floyd Little make starting lineups for American Conference in first AFC-NFC Pro Bowl game. **MAY 12**—Broncos stop sale of season tickets at record 47,500. **OCTOBER 24**—Denver coach Lou Saban and Broncos down Cleveland 27-0. It was first time Browns were shut-out since 1952. It was also to be Saban's last victory as Bronco coach. **NOVEMBER 17**—Lou Saban resigns as head coach of Broncos, a position he had held for five years. Offensive line coach Jerry Smith is named interim head coach. Saban, in December, resigns as General Manager to return to Buffalo Bills as head coach. **DECEMBER 19**—Floyd Little compiles 79 yards against Raiders in Oakland to finish as pro football's top runner with 1,133 yards. Little also becomes first Bronco to rush for more than 1,000 yards in a season.

1972

JANUARY 5—John Ralston, successful head coach at Stanford, is announced as Denver's new head coach. He later adds the title of General Manager. **MARCH 16**—For the first time in the history of Denver professional football, there will be no public sale of season tickets, it is reported. Season ticket holders renewed 46,500 of the 47,500 available season

HISTORICAL HIGHLIGHTS (Continued)

tickets, and further exercised their option for 8,000 additional tickets. **APRIL 5**—Long-time Rocky Mountain Empire Sports employee Earl Hartman dies of cancer. Hartman was Treasurer of Empire Sports and Business Manager of the Broncos at the time of his death.

1973

MARCH 3—Season ticket holders renew 47,800 of 48,000 season tickets to assure Denver again of having no public sale of season tickets. **OCTOBER 14**—Charley Johnson also becomes the 18th quarterback in pro football history to go over 20,000 yards lifetime as he connects for 214 yards plus three TDs to Haven Moses in a 48-20 win at Houston. **OCTOBER 22**—With "Orange Monday" banners waving, the Broncos perhaps play the most important game to date in the club's history against Oakland on national television. Denver comes back to knot the contest, 23-23, on a 35-yard field goal by Jim Turner. **NOVEMBER 25**—Denver defeats Kansas City, 14-10, to take over first place in the AFC West with three games to go. The win moves the Broncos to 6-3-2—the six victories the second best mark ever for a Denver team to date. **DECEMBER 9**—Denver 42, San Diego 28! The Broncos are winners at last, as Denver clinches the team's seventh victory of the season, assuring the club of a winning year.

1974

JANUARY—Four Broncos, Floyd Little, Haven Moses, Riley Odoms and Paul Smith, are invited to play in the Pro Bowl. John Ralston is named AFC Coach of the Year for guiding Denver to its first winning season ever. Odoms is named All-Pro by NEA. **SEPTEMBER 10**—Denver voters pass a \$25 million bond issue to expand and improve Mile High Stadium to over 75,000 seats. The stadium was projected to be finished in time for the 1976 regular season. **SEPTEMBER 22**—The Broncos and the Pittsburgh Steelers play in the first regular season overtime game as a 35-35 score was present at the end of regulation play. Neither team scored in the sudden death period. **NOVEMBER 28**—Before a television audience estimated at 35 million, the Broncos riddle the Detroit Lions 31-27 on Denver's first Thanksgiving Day game in Detroit. **DECEMBER 8**—Denver assures itself of the team's second consecutive winning season and Otis Armstrong sets a single game rushing mark of 183 yards as the Broncos down Houston 37-14. **DECEMBER 15**—Otis Armstrong finishes the season with 1407 yards and the NFL rushing title becoming one of a half dozen players ever to average more than 100 yards per game in pro football.

1975

JANUARY—Otis Armstrong and Riley Odoms represent the Broncos in the annual Pro Bowl game in Miami, Fla. **FEBRUARY**—Expansion of Mile High Stadium begins, which will provide 63,500 capacity for the 1976 season and an ultimate capacity of 75,000 in 1977. **DECEMBER 14**—Floyd Little winds up his career as the seventh all-time rusher in the NFL with 6,323 yards.

1976

JANUARY 26—Tight end Riley Odoms and linebacker Randy Gradishar are the Broncos representatives in the Pro Bowl in New Orleans. **MARCH 28**—Quarterback Charley Johnson announces his retirement from the National Football League after a 15-year career. Johnson led the club to its first two winning seasons in 1973 and 1974. **JUNE 27**—Lyle Alzado is one of three finalists for the man of the Year Award and Rick Upchurch is honored as the American Conference Offensive Rookie of the Year by the NFL Players Association. **SEPTEMBER 26**—Rick Upchurch ties an NFL record by returning two punts for touchdowns in a 44-13 win over the visiting Cleveland Browns. **OCTOBER 24**—Rick Upchurch ties an NFL record with his fourth punt return touchdown of the season in a 35-26 win over Kansas City. **NOVEMBER 7**—With two field goals and six extra points, Jim Turner becomes the fifth player in pro football history to surpass 1,200 points. **DECEMBER 12**—The Broncos stop Chicago, 28-14, for the ninth win of the season, highest total in Denver history. Otis Armstrong rushes for 116 yards to reach 1,008 for the season, his second 1,000-yard in his career. **DECEMBER 18**—Fred Gehrke, long-time Bronco administrator, is named general manager.

1977

JANUARY 17—Rick Upchurch and Otis Armstrong are the Bronco participants in the annual AFC-NFC Pro Bowl in Seattle. **JANUARY 31**—John Ralston resigns as Head Coach of the Denver Broncos. **FEBRUARY 1**—

HISTORICAL HIGHLIGHTS (Continued)

Robert (Red) Miller, a former Bronco assistant coach, is named as the team's eighth head coach. **JUNE 12**—Lyle Alzado is named winner of the National Football League Players Association's Byron (Whizzer) White Award as the group's Man of the Year. **OCTOBER 16**—Pushing their season record to 5-0, the Broncos use seven interceptions and a touchdown pass to kicker Jim Turner to trounce the defending world champion Oakland Raiders, 30-7. **NOVEMBER 27**—In a showdown of the two best records in the NFL, the Broncos get a 73-yard interception return for a touchdown by Tom Jackson to dump Baltimore, 27-13, and run their record to 10-1. **DECEMBER 4**—With a 24-14 win at Houston the Broncos clinch a playoff berth, first in the club's history. Later in the day, the Broncos clinch the AFC Western Division championship when the Raiders fall to the Los Angeles Rams. **DECEMBER 18**—The Broncos lose to Dallas in the regular season finale, 14-6, but post the best record in the history of the franchise, 12-2, tied with Dallas for the best in the NFL. **DECEMBER 24**—Before the largest crowd ever to watch a sporting event in the state of Colorado, 75,011, the Broncos stop the Pittsburgh Steelers in the first round of playoff action, 34-21.

1978

JANUARY 1—In a hard-fought game at Mile High Stadium, the Broncos dethrone the Raiders, 20-17, for the AFC championship and a trip to the Super Bowl in New Orleans. **JANUARY 15**—Broncos fall to the Cowboys, 27-10, in the Super Bowl. **JANUARY 23**—Lyle Alzado, Randy Gradishar, Tom Jackson, Billy Thompson and Louis Wright represent the Broncos in the Pro Bowl, the largest Denver contingent in history. **MARCH**—Only 143 season tickets are not renewed, a new all-time low. **DECEMBER 3**—Broncos win by 21-6 score at Oakland, holding the Raiders without a touchdown for the second time in the season, and moving within one game of AFC West crown. **DECEMBER 10**—Denver downs Kansas City, 24-3, winning second straight division championship, as QB Craig Morton goes 19-for-22 with 16 straight completions, both second best all-time NFL marks. **DECEMBER 30**—Denver loses in the playoffs to eventual Super Bowl champion Pittsburgh Steelers, 33-10.

1979

JANUARY 29—Broncos are represented by an all-time high of seven players in the NFL Pro Bowl, including Lyle Alzado, Randy Gradishar, Tom Jackson, Riley Odoms, Bill Thompson, Rick Upchurch, and Louis Wright. **MARCH**—Only 161 season tickets are not renewed, virtually assuring the Broncos of their tenth straight sellout season. **OCTOBER 7**—Denver shuts out San Diego, 7-0, marking first time ever for Broncos to record two shutouts in one season. Denver had opened the campaign with 10-0 win over Cincinnati. **NOVEMBER 11**—Rick Upchurch becomes the all-time pro football record holder in career punt return yardage. He set the record vs. New England, surpassing the late Emlen Tunnell's total of 2,209 yards. **DECEMBER 17**—Denver clinches a playoff berth for the third straight year. **DECEMBER 23**—Denver loses in wild card playoff game at Houston, 13-7.

1980

JANUARY 27—The Broncos are represented in the Pro Bowl game by Randy Gradishar, Tom Jackson, Rick Upchurch, and Louis Wright. **MARCH**—Only 146 season tickets are not renewed for 1980, virtually assuring the club of its 11th consecutive sellout campaign. **OCTOBER 5**—Randy Gradishar returns interception 93 yards for a touchdown vs. Cleveland, the longest such return in team history and the NFL's longest for 1980 season. **OCTOBER 13**—Fred Steinfort kicks 57-yard field goal, tying record for third-longest kick in NFL history.

1981

JANUARY—Fred Steinfort is named by Pro Football Weekly as that publication's Golden Toe Award winner for the 1980 season, having tied for the league lead with 26 field goals. **FEBRUARY 25**—Edgar F. Kaiser, Jr. is introduced as the new owner of the Denver Broncos, having purchased the club from principal owners Gerald H. Phipps and Allan R. Phipps. **MARCH 10**—Grady Alderman is named new General Manager and Dan Reeves is named as the new Head Coach. **MARCH**—The Broncos are sold out for their 12th consecutive season. **SEPTEMBER**—Craig Morton throws four touchdown passes in each of two consecutive games, vs. Baltimore and San Diego, a first in franchise history. Wide receiver Steve Watson ties a team record with three touchdown receptions against the Colts on September 20. **NOVEMBER 22**—Watson catches a touchdown pass at Cincinnati to set a new team record with 13 TD catches in one season. **DECEMBER 20**—Watson gains 82 yards on receptions at Chicago, establishing a new Bronco

HISTORICAL HIGHLIGHTS (Continued)

single season mark with 1,244 reception yards. Individually, Morton set single season records for yards gained (3,213), yards passing (3,195), and average gain per play (8.37), while Watson led the AFC in reception yardage and in touchdown receptions (13).

1982

JANUARY 31—The Broncos are represented in the Pro Bowl game by Randy Gradishar, Bob Swenson, Bill Thompson, and Steve Watson. **MARCH**—Only 49 season ticket accounts have not been renewed for 1982, virtually assuring the Broncos of their 13th consecutive sellout season in Mile High Stadium. **SEPTEMBER 21**—The NFL Players Association begins the first regular season strike in NFL history, resulting in the cancellation of games for eight consecutive weeks. **DECEMBER 3**—Hein Poulus is named Vice President and General Manager of the Broncos. **DECEMBER 19**—Rick Upchurch returns a punt 78 yards for a touchdown against Kansas City to tie the all-time pro football record of eight career touchdowns on punt returns.

1983

JANUARY 3—Final NFL statistics show Rick Upchurch as the NFL's punt return leader with a 16.1 average and Luke Prestridge as the league's leading punter with a 45.0 mark. **FEBRUARY 6**—The Broncos are represented in the Pro Bowl game by Randy Gradishar, Luke Prestridge, and Rick Upchurch. **MARCH 15**—Only 89 season ticket accounts have not been renewed for 1983, virtually assuring the Broncos of their 14th consecutive sellout season in Mile High Stadium. **MAY 2**—In the biggest trade in franchise history, Denver acquires quarterback John Elway, the first player taken in the NFL draft, and signs him to a five-year contract. **DECEMBER 11**—Elway throws three fourthquarter touchdown passes to erase a 19-0 deficit and lead the Broncos to a 21-19 playoff-clinching win over Baltimore. This marks the fourth Bronco appearance in playoff competition. **DECEMBER 24**—Denver loses the wild card game at Seattle, 31-7.

1984

JANUARY 29—Randy Gradishar makes his seventh Pro Bowl appearance. Louis Wright also was named to the AFC Pro Bowl team, but was unable to play because of a fractured finger. **MARCH**—Only 146 season ticket accounts have not been renewed for 1984, virtually assuring the Broncos of their 15th consecutive sellout season in Mile High Stadium. **MARCH 23**—Pat Bowlen is introduced as the new owner of the Denver Broncos, assuming the title of President and Chief Executive Officer. **NOVEMBER 18**—The Broncos beat Minnesota 42-21 for the club's 10th straight victory, a team record. John Elway tied a Denver record throwing five touchdown passes in the game. **DECEMBER 15**—Denver wins its 13th game of the season, the most in Bronco history, and captures the AFC West crown with a 31-14 win over Seattle. Sammy Winder finishes the season with 1,153 yards rushing, and Steve Watson gains 1,170 yards receiving — the first time Denver has had 1,000-yard performers in both categories in the same season. **DECEMBER 30**—Pittsburgh defeats Denver 24-17 in a divisional playoff game.

1985

JANUARY 27—Sammy Winder represents the Broncos in the NFL Pro Bowl. **FEBRUARY 18**—Owner Pat Bowlen names John Beake as General Manager and Dan Reeves as Vice President of the club. **MARCH**—Only 82 season ticket accounts have not been renewed for the 1985 season, virtually assuring the Broncos of their 16th consecutive sellout season in Mile High Stadium. **DECEMBER 20**—Denver beats Seattle 27-24 to close out the season at 11-5. The Broncos set season records with total yards (5,496) and total points (380). John Elway, who threw for 432 yards against Seattle, set Denver records in total offense (4,144 yards) and passing yards (3,891) for the season, and Karl Mecklenburg's 13 quarterback sacks also set a new Bronco standard.

1986

FEBRUARY 2—The Broncos are represented by four players in the Pro Bowl — Rulon Jones, Karl Mecklenburg, Dennis Smith, and Louis Wright. **FEBRUARY 26**—Owner Pat Bowlen holds groundbreaking ceremonies for 60 luxury Penthouse Suites to be built atop Mile High Stadium's fifth level. **MARCH**—Only 127 season ticket accounts have not been renewed for the 1986 season, virtually assuring the Broncos of their 17th consecutive sellout season in Mile High Stadium. **OCTOBER 12**—Broncos post a 31-14 win over San Diego to equal best start in team history with 6-0 record.

HISTORICAL HIGHLIGHTS (Continued)

DECEMBER 13—Denver, which had clinched AFC Western Division title by virtue of a Seattle win over Los Angeles the previous Monday night, clinched home field advantage for first playoff game by defeating Washington, 31-30. **DECEMBER 20**—Broncos conclude regular season play with second straight 11-5 record. Thirty-five individual and team records were set by the Broncos in 1986. DE Rulon Jones was named the AFC Defensive Player of the Year by UPI, and LB Karl Mecklenburg was named the AFC Player of the Year by the Football News.

1987

JANUARY 4—Broncos post a 22-17 playoff win over New England Patriots before 76,105, largest crowd ever to watch a Denver home game. **JANUARY 11**—Broncos post a thrilling, 23-20 overtime win over the Cleveland Browns to win the AFC championship and earn a trip to Super Bowl XXI. **JANUARY 18**—A crowd of over 63,000 attends a Mile High Stadium rally prior to team's departure for Pasadena. **JANUARY 25**—The Broncos lose to the New York Giants by a 39-20 score in Super Bowl XXI, a game watched by 101,063 at the Rose Bowl and played before a national television audience of 127,000,000. In addition, the game was televised live in 53 other nations. **JANUARY 26**—Over 100,000 fans welcome Broncos home in parade through downtown Denver. **FEBRUARY 1**—Six Broncos play in the Pro Bowl game, including Keith Bishop, John Elway, Rulon Jones, Karl Mecklenburg, Dennis Smith, and Sammy Winder. **MARCH**—Only 58 season ticket accounts have not been renewed for the 1987 season, virtually assuring the Broncos of their 18th consecutive sellout season in Mile High Stadium, longest sellout streak in the AFC and second longest in the NFL. **AUGUST 9**—The Broncos lose 28-27 to the Los Angeles Rams in American Bowl '87, a preseason game played in storied Wembley Stadium in London, England. **SEPTEMBER 22**—The NFL Players Association goes on strike, resulting in the cancellation of games for the weekend of Sept. 28. **OCTOBER 4**—Denver loses 40-10 to Houston in the first of three "replacement" games. **NOVEMBER 29**—Denver grabs a 31-17 win over San Diego in the 400th game for both franchises. The contest also marks Dan Reeves's 100th game as the Broncos' head coach. **DECEMBER 27**—The Broncos win their third AFC West title in four years after shutting out San Diego 24-0 in a blizzard. Denver finishes the season with a 10-4-1 record, the only team in the NFL to post eight 10-win seasons since 1977. QB John Elway is named NFL Most Valuable Player by AP.

1988

JANUARY 10—The Broncos advance to the AFC Championship Game with a 34-10 victory over Houston before 75,968 in Mile High Stadium. **JANUARY 17**—Denver becomes the first AFC team to win consecutive conference championships since Pittsburgh of 1978-79 by defeating Cleveland 38-33. The game garnered a 91 television share in the Denver area, believed to be an all-time national viewing high. **JANUARY 31**—The Broncos lose to Washington 42-10 in Super Bowl XXII in San Diego Jack Murphy Stadium. **FEBRUARY 6**—Three players represent Denver in the Pro Bowl Game, Keith Bishop, John Elway, and Karl Mecklenburg. **MARCH**—The Broncos are virtually assured of their 19th consecutive sellout campaign as just 91 season ticket accounts are not renewed for the 1988 campaign. **JUNE 3**—The Broncos acquire future Hall of Fame RB Tony Dorsett from the Dallas Cowboys in exchange for a future draft choice. The 1988 campaign will be Dorsett's 12th in pro football. **SEPTEMBER 26**—RB Tony Dorsett eclipses Jim Brown to become the second leading rusher in pro football history, trailing only Walter Payton. **DECEMBER 17**—The Broncos close out the season with a 21-10 win over New England and a disappointing 8-8 record, marking the end of Denver's two-year reign as AFC champions. QB John Elway concludes the season with 3,309 yards passing and 234 rushing to become the first player in football history to have four consecutive years with over 3,000 passing yards combined with over 200 rushing yards. Dorsett finishes the year second to Payton among football's all-time rushing leaders with 12,739 yards.

1989

JANUARY 29—P Mike Horan is the Broncos' lone representative in the AFC-NFC Pro Bowl Game. **APRIL**—The Broncos conclude season ticket renewals and waiting list additions for 1989, virtually assuring the team of its 20th consecutive sellout campaign at Mile High Stadium. **NOVEMBER 26**—The Broncos clinch their third AFC West title in four seasons after a 41-14 victory at home against Seattle. **DECEMBER 16**—Denver wraps up home field advantage for the AFC Playoffs with 37-0 win at Phoenix.

HISTORICAL HIGHLIGHTS (Continued)

1990

JANUARY 7—The Broncos advance to the AFC Championship Game with a come-from-behind 24-23 win over Pittsburgh. **JANUARY 14**—The Broncos become the only AFC team to win three conference titles in the 1980s with a 37-21 victory over Cleveland in the AFC Championship Game. **JANUARY 28**—Denver loses 55-10 to San Francisco in Super Bowl XXIV in the New Orleans Superdome. **FEBRUARY 4**—Three players represent the Broncos in the Pro Bowl; K David Treadwell, NT Greg Kragen, and S Dennis Smith. LB Karl Mecklenburg was selected to start in the game but could not participate because of a knee injury suffered in the Super Bowl. **FEBRUARY 26**—The National Football League announces that the Broncos will face Seattle in an Aug. 4 preseason game in Tokyo, Japan. **MARCH 5**—The Paul D. Bowlen Memorial Broncos Centre opens in southeast Denver, housing all of the team's office and training facilities. **MARCH**—The Broncos conclude season ticket renewals and waiting list addition for 1990, virtually assuring the team of its 21st consecutive sellout season.



MISCELLANEOUS



SS DENNIS SMITH, WHO EARNED HIS THIRD PRO BOWL BERTH IN 1989 AND WAS NAMED DEFENSIVE MVP BY HIS TEAMMATES.

THE DENVER BRONCOS YOUTH FOUNDATION

The Denver Broncos Youth Foundation (DBYF), a non-profit organization, was established in 1982 to help meet the needs of young people from physical, emotional social and spiritual aspects of their lives. With this mission in mind, the DBYF works to provide leadership and to foster cooperation rather than competition among existing youth-serving organizations. Its efforts are aimed at creating awareness in Colorado communities about youth needs and at helping address those needs with available time and money.

The DBYF is funded by a broad base of public support which includes individuals and corporations. The Foundation enlists the support and resources of media, school districts, state and local governments, service clubs, para-church groups, and other youth organizations to address issues which impact primarily middle and high school age kids. The Youth Foundation focuses on four particular areas including drug and alcohol programs, educational programs, leadership programs and inner-city programs.

The DBYF enjoys a unique position around the State of Colorado through its affiliation with the Broncos. By utilizing the energy and enthusiasm for the Broncos name, the DBYF is able to capture the attention and imagination of local youth and youth leaders and focus community awareness on contemporary adolescent issues. Admittedly, no single organization can meet *all* the needs of young people; but the DBYF aims to play a significant role by unifying separate efforts — locally and statewide — and helping to create specific plans to meet those needs.

The Youth Foundation is separate from the Football Club, but Denver Broncos' owner, Pat Bowlen, and Head Coach Dan Reeves, are DBYF Board members.



RANDY GRADISHAR
President

President of the Denver Broncos Youth Foundation since 1984, Randy Gradishar has sought to address the needs of young people. His work with adolescents and with youth-serving organizations in Denver and throughout Colorado has earned him a reputation as a youth advocate.

Gradishar graduated from the Ohio State University in 1974 with a B.S. in Education. There he played football, including two Rose Bowl appearances, All American and All Big Ten honors under Coach Woody Hayes. The first draft choice of the Denver Broncos in 1974, he never missed a game in his 10-year football career. Gradishar was voted NFL Defensive Player of the Year in 1978 and was selected to seven Pro Bowls. In 1989, he was honored as the sole inductee to the Denver Broncos "Ring of Fame." In 1990, NFL Commissioner, Paul Tagliabue, selected Gradishar to the newly formed "Players Advisory Council."

Gradishar and his wife, Janet, have two daughters, Paige and Meredith, and a son, Mark.

DENVER BRONCOS
YOUTH Foundation



NATIONAL FOOTBALL LEAGUE

410 Park Ave., New York, N.Y. 10022 (212) 758-1500

Commissioner Paul Tagliabue
Executive Vice President and League Counsel Jay Moyer
Vice President of Communications and
Development Joe Browne
Vice President of Broadcasting and
Productions Val Pinchbeck, Jr.
Vice President of Operations
Executive Director of Special Events Jim Steeg
Treasurer Tom Sullivan
Director of Information, AFC Pete Abitante
Director of Communications Greg Aiello
Comptroller Phil Ayoub
Assistant Director of Broadcasting and
Productions Nancy Behar
Director of Player Personnel Joel Bussert
Director of Administration John Buzzeo
Director of Equal Employment and
Assistant Counsel David Cornwell
Director of Club Administration and
International Development Roger Goodell
Director of Special Projects Bill Granholm
Director of Public Relations Jim Heffernan
Assistant Director of Security Charlie Jackson
Director of Broadcasting Services Dick Maxwell
Director of Officiating Art McNally
Assistant Director of Special Events Susan McCann Minogue
Director of Game Operations Jan Van Duser
Director of Planning Don Weiss
Director of Security Warren Welsh

NFL PUBLIC RELATIONS DIRECTORS AMERICAN FOOTBALL CONFERENCE

Buffalo—Scott Berchtold (716) 648-1800
Cincinnati—Al Heim (513) 621-3550
Cleveland—Kevin Byrne (216) 696-5555
Houston—Chip Nambias (713) 797-9111
Indianapolis—Craig Kelley (317) 252-2658
Kansas City—Bob Moore (816) 924-9300
Los Angeles Raiders—Dave Houghton (213) 322-3451
Miami—Harvey Greene (305) 576-1000
New England—Jimmy Oldham (617) 543-7911
New York Jets—Frank Ramos (212) 421-6600
Pittsburgh—Dan Edwards (412) 323-1200
San Diego—Bill Johnston (714) 280-2111
Seattle—Gary Wright (206) 827-9777

NATIONAL FOOTBALL CONFERENCE

Atlanta—Charlie Taylor (404) 688-8684
Chicago—Bryan Harlan (312) 663-5100
Dallas—TBA (214) 369-8000
Detroit—Bill Keenist (313) 335-4131
Green Bay—Lee Rummel (414) 496-5700
Los Angeles Rams—John Oswald (714) 535-7267
Minnesota—Merrill Swanson (612) 828-6500
New Orleans—Rusty Kasmiarsky (504) 525-0792
New York Giants—Ed Croke (201) 935-8111
Philadelphia—Ron Howard (215) 463-2500
Phoenix—Paul Jensen (314) 421-0777
San Francisco—Jerry Walker (415) 365-3420
Tampa Bay—Rick Odioso (813) 870-2700
Washington—Charlie Dayton (703) 471-9100

CHAMPIONSHIP PLAY

AFL-AFC TITLE GAMES

1989 Denver 37, Cleveland 21	1974 Pittsburgh 24, Oakland 13
1988 Cincinnati 21, Buffalo 10	1973 Miami 27, Oakland 10
1987 Denver 38, Cleveland 33	1972 Miami 21, Pittsburgh 17
1986 Denver 23, Cleveland 20 (OT)	1971 Miami 21, Baltimore 0
1985 New England 31, Miami 14	1970 Baltimore 27, Oakland 17
1984 Miami 45, Pittsburgh 28	1969 Kansas City 17, Oakland 7
1983 Los Angeles Raiders 30, Seattle 14	1968 New York Jets 27, Oakland 23
1982 Miami 14, New York Jets 0	1967 Oakland 40, Houston 7
1981 Cincinnati 27, San Diego 7	1966 Kansas City 31, Buffalo 7
1980 Oakland 34, San Diego 27	1965 Buffalo 23, San Diego 0
1979 Pittsburgh 27, Houston 13	1964 Buffalo 20, San Diego 7
1978 Pittsburgh 34, Houston 5	1963 San Diego 51, Boston 10
1977 Denver 20, Oakland 17	1962 Dallas 20, Houston 17 (OT)
1976 Oakland 24, Pittsburgh 7	1961 Houston 10, San Diego 3
1975 Pittsburgh 16, Oakland 10	1960 Houston 24, Los Angeles 16

NFL-NFC TITLE GAMES

1989 San Francisco 30, Los Angeles 3
1988 San Francisco 28, Chicago 3
1987 Washington, 17, Minnesota 10
1986 New York Giants 17, Washington 0
1985 Chicago 24, Los Angeles Rams 0
1984 San Francisco 23, Chicago 0
1983 Washington 24, San Francisco 17
1982 Washington 34, Dallas 17
1981 San Francisco 28, Dallas 27
1980 Philadelphia 20, Dallas 7
1979 Los Angeles 9, Tampa Bay 0
1978 Dallas 28, Los Angeles 0
1977 Dallas 23, Minnesota 6
1976 Minnesota 24, Los Angeles 13
1975 Dallas 37, Los Angeles 7
1974 Minnesota 14, Los Angeles 10
1973 Minnesota 27, Dallas 10
1972 Washington 26, Dallas 3
1971 Dallas 14, San Francisco 3
1970 Dallas 17, San Francisco 10
1969 Minnesota 27, Cleveland 7
1968 Baltimore 34, Cleveland 0
1967 Green Bay 21, Dallas 17
1966 Green Bay 34, Dallas 27
1965 Green Bay 23, Cleveland 12
1964 Cleveland 27, Baltimore 0
1963 Chicago 14, New York Giants 10
1962 Green Bay 16, New York Giants 7
1961 Green Bay 37, New York Giants 0
1960 Philadelphia 17, Green Bay 13
1959 Baltimore 31, New York Giants 16
1958 Baltimore 23, New York Giants 17 (OT)
1957 Detroit 59, Cleveland 14
1956 New York Giants 47, Chicago 7
1955 Cleveland 38, Los Angeles 14
1954 Cleveland 56, Detroit 10
1953 Detroit 17, Cleveland 16
1952 Detroit 17, Cleveland 7
1951 Los Angeles 24, Cleveland 17
1950 Cleveland 30, Los Angeles 28
1949 Philadelphia 14, Los Angeles 0
1948 Philadelphia 7, Chicago Cardinals 0
1947 Chicago Cardinals 28, Philadelphia 21
1946 Chicago Bears 24, New York Giants 14
1945 Cleveland Rams 15, Washington 14
1944 Green Bay 14, New York Giants 7

1943 Chicago Bears 41, Washington 21
 1942 Washington 14, Chicago Bears 6
 1941 Chicago Bears 37, New York Giants 9
 1940 Chicago Bears 73, Washington 0
 1939 Green Bay 27, New York Giants 0
 1938 New York Giants 23, Green Bay 17
 1937 Washington 28, Chicago Bears 21
 1936 Green Bay 21, Boston Redskins 6
 1935 Detroit Lions 26, New York Giants 7
 1934 New York Giants 30, Chicago Bears 13
 1933 Chicago Bears 23, New York Giants 21

SUPER BOWL RESULTS

1989 San Francisco 55, Denver 10 at New Orleans
 1988 San Francisco 20, Cincinnati 16 at Miami
 1987 Washington 42, Denver 10 at San Diego
 1986 New York Giants 39, Denver 20 at Pasadena
 1985 Chicago 46, New England 10 at New Orleans
 1984 San Francisco 38, Miami 16 at Palo Alto
 1983 Los Angeles Raiders 38, Washington 9 at Tampa
 1982 Washington 27, Miami 17 at Pasadena
 1981 San Francisco 26, Cincinnati 21 at Detroit
 1980 Oakland 27, Philadelphia 10 at New Orleans
 1979 Pittsburgh 31, Los Angeles 19 at Pasadena
 1978 Pittsburgh 35, Dallas 31 at Miami
 1977 Dallas 27, Denver 10 at New Orleans
 1976 Oakland 32, Minnesota 14 at Pasadena
 1975 Pittsburgh 21, Dallas 17 at Miami
 1974 Pittsburgh 16, Minnesota 6 at New Orleans
 1973 Miami 24, Minnesota 7 at Houston
 1972 Miami 14, Washington 7 at Los Angeles
 1971 Dallas 24, Miami 3 at New Orleans
 1970 Baltimore 16, Dallas 13 at Miami
 1969 Kansas City 23, Minnesota 7 at New Orleans
 1968 New York Jets 16, Baltimore 7 at Miami
 1967 Green Bay 33, Oakland 14 at Miami
 1966 Green Bay 35, Kansas City 10 at Los Angeles

RING OF FAME

The Denver Broncos' Ring of Fame was inaugurated in 1984 to honor former players and administrators who played significant roles in Bronco history.

Linebacker Randy Gradishar (1974-83) was the only 1989 inductee into the Ring of Fame, while quarterback Craig Morton (1977-82), wide receiver Haven Moses (1972-81), and kicker Jim Turner (1971-79) were inducted in 1988.

Former defensive back Billy Thompson (1969-81) was honored in 1987 and three players joined the elite group in 1986, quarterbacks Frank Tripucka (1960-63) and Charley Johnson (1972-75), and defensive end Paul Smith (1968-78).

In 1985, former owner Gerald H. Phipps became the first non-player to have his name placed on the Ring.

Four former players were the original Ring of Fame inductees, running back Floyd Little (1967-75), defensive end Rich Jackson (1967-72), wide receiver Lionel Taylor (1960-66), and safety Austin "Goose" Gonsoulin (1960-66).

The Ring of Fame is on the facade of Mile High Stadium's east stands, just below the third level.

DENVER BRONCOS 1990 PRE-GAME AND HALFTIME ENTERTAINMENT SCHEDULE

DATE	GAME	GUEST PERFORMERS	KICKOFF TIME
August 20	San Francisco	Rocky Mountain Cheerleaders Assn.	6:00 P.M.
August 31	Phoenix	Denver Citywide Band/ Broncos Youth Foundation/Denver Public Schools	7:00 P.M.
September 17	Kansas City	Southern University Band	7:00 P.M.
September 23	Seattle	University of Colorado Band	2:00 P.M.
October 8	Cleveland	University Northern Colorado Band	7:00 P.M.
October 14	Pittsburgh	Ring of Fame (No Band)	2:00 P.M.
November 18	Chicago	University of Northern Arizona Band	2:00 P.M.
December 2	Los Angeles Raiders	U.S. Marine Corps Band or Corps	2:00 P.M.
December 16	San Diego	Overland High School Band	2:00 P.M.
December 30	Green Bay	Colorado National Guard Band/Units	2:00 P.M.

MILE HIGH STADIUM

Mile High Stadium, home of the Denver Broncos, has been filled for every regular season game since and including the 1970 season, with the exception of two replacement games played during the 1987 player's strike (both games were sold out before the strike). The Broncos have sold out 147 consecutive non-strike regular season games, and with postseason contests the total reaches 155 over the 20-year period.

Expansion of the stadium, begun in 1975, was completed for the 1977 season to give the Broncos the seventh largest home facility in the league.

Denver voters passed a \$25 million bond issue in 1974 to expand and improve the stadium from its capacity of 51,706 to 75,100. The stadium held 63,532 for the 1976 season, halfway through the project.

Bringing the stadium capacity to its present 76,273 in 1986 was the construction of the Penthouse Suites atop the west stands. There are 60 luxury suites which seat 14, 16, or 24 fans each, accessed by private elevators and fully serviced for every Bronco home game.

Making Mile High Stadium unique, however, is its movable east stands. The east stands move in a single section which, when fully extended, is in a horseshoe configuration for football. When the section is retracted, the stadium is in position for baseball.

The dynamics involved in the move are fascinating. First, bear in mind that the east stands section is a three-tiered structure, 535 feet long, 135 feet tall and 200 feet deep, weighing nearly nine million pounds. Second, the stands must be moved a distance of 145 feet.

How is it done? The answer, says DMJM-Phillips-Reister, the engineering-architectural firm in charge of the project, is water.

More than 90,000 square feet of runways serve as the operating surfaces over which the stands will move. Water is pumped onto the runways and form a .003 inch sheet upon which the stands rest. Hydraulic rams then push the stands forward at the rate of three feet per minute, making the move last somewhere around two hours.

Originally called Bears Stadium, the facility was built in 1948 for the Denver Bears of baseball's old Western League, with long-range plans to utilize it for football as well. When Denver became a charter member of the American Football League in 1959, the south stands (8,100 seats) and portable east stands (9,616 seats) were added to give a capacity of 34,657 for football.

After Denver voters turned down a stadium bond issue to build an all-purpose metropolitan stadium in 1967, a non-profit group began a fund-raising drive with the goal of purchasing the stadium for the city.

In February of 1968, the group bought the stadium from Rocky Mountain Empire Sports for \$1.8 million and presented it to the city of Denver. A 16,000-seat upper deck was immediately constructed over the west stands, raising the capacity to over 50,000 for the 1968 season. In December of 1968, the stadium was re-named Denver Mile High Stadium.



BRONCOS RADIO NETWORK

For the 21st consecutive season, Denver's 50,000-watt station KOA(850) will serve as the flagship station for the Denver Broncos game broadcast network.

Larry Zimmer, who has provided color commentary for Broncos' games since 1971, will take over the play-by-play account of the games in 1990. Zimmer was named the Colorado Sportscaster of the Year in 1988 and also handles play-by-play duties for the University of Colorado football team.

Joining Zimmer on the broadcast is Dave Logan, who will provide color commentary. He played with the Cleveland Browns from 1976-83 and the Broncos in 1984, and has been active in Denver sports radio since leaving the NFL.



Larry Zimmer



Dave Logan

KOA SPORTS NETWORK AFFILIATES 1990*

ARIZONA

KCKY AM—Coolidge

COLORADO

KALQ FM—Alamosa
KSNO AM—Aspen
KKGZ AM—Brush
KVOR AM—Colorado Springs
KRAI AM—Craig
KRSJ FM—Durango
KYSL AM—Frisco/Breckenridge
KIXX AM—Ft. Collins
KMTS FM—Glenwood Springs
KRKY AM—Granby
KGRE AM—Greeley
KEKB FM—Grand Junction/Fruita
KVLE FM—Gunnison
KBZZ AM—La Junta
KLMR AM—Lamar
KUBC AM—Montrose
KCSJ AM—Pueblo
KKGJ AM—Rifle
KVRH AM/FM—Salida
KKMX AM/FM—Steamboat Springs
KCRT AM/FM—Trinidad
KWLI FM—Vail
KSPK AM—Walsenburg
KRDZ AM—Wray

KANSAS

KLOE AM—Goodland

MONTANA

KGVO AM—Missoula

NEBRASKA

KCOW FM—Alliance
KKOA AM—Kearney
KRVN AM—Lexington
KOOQ AM—North Platte
KMCX FM—Ogallala
KNEB AM/FM—Scottsbluff

* Subject to change

NEW MEXICO

KKOB AM—Albuquerque
KENN AM—Farmington
KRSN AM—Los Alamos
KRTN AM—Raton

SOUTH DAKOTA

KBFS AM—Belle Fourche
KCCR AM—Pierre
KOTA AM—Rapid City

TEXAS

KFNS AM—Amarillo
KPDN AM—Pampa

UTAH

KUTA AM—Blanding
KSL AM—Salt Lake City
KSGI AM—St. George

WYOMING

KTWO AM—Casper
KFBC AM—Cheyenne
KSGT AM—Jackson
KMER AM—Kemmerer
KOVE AM—Lander/Riverton
KLDI AM—Laramie
KPOW AM—Powell
KRAL AM—Rawlins
KSIT FM—Rock Springs
KROE AM—Sheridan
KGOS AM—Torrington
KWOR AM—Worland

MEDIA INFORMATION

The Broncos' media guide was prepared to assist in coverage of Denver's 1990 NFL season. Regarding game credentials, contact:

JIM SACCOMANO

Director of Media Relations

Denver Broncos, 13655 East Dove Valley Parkway,
Englewood, CO 80112

Telephones: Office — (303) 649-9000

Office (after 5 p.m.) — (303) 649-9337

Home: Jim Saccomano — (303) 288-1182

When making requests for working press credentials, please allow time for mailing. Press credentials are normally issued approximately 10 days before the game. Should transmission facilities be required, please arrange for same through local representatives.

As a general rule, the Denver Broncos do not issue any types of press credentials to weekly newspapers or magazines, unless they are of national circulation on specific assignment.

It is understood that all credentials will be used for the purpose for which they were issued, without exception. Violation of this policy will subject the bearer to ejection from Mile High Stadium.

WORKING PRESS: Admittance to the Broncos' press box is restricted to the **WORKING PRESS ONLY**. Credentials are marked with a row and seat number. Passes are non-transferable.

PHOTOGRAPHERS: Photographers are asked to take special note of the following conditions for use of press credentials, as set by the National Football League:

"This working credential is issued to an organization for the sole purpose of providing stadium access to an accredited individual who has a legitimate working function (media or game service) in connection with this game. It is non-transferable. Any unauthorized use of this credential subjects the bearer to ejection from the stadium and prosecution for criminal trespass.

Any secondary non-editorial use of any picture, film/tape or drawing of the game taken or made by the accredited organization or individual to whom this credential has been issued (including but not limited to use in advertising, sales promotion or merchandising) is prohibited without prior specific written approval of the National Football League. Additionally, television stations are prohibited from making available game film or tape to any other organization even though the planned use may be editorial in nature without advance written permission from the NFL or one of its member clubs. Such film or tape may be aired *only by the specific station or entity to whom this credential is issued*.

Television stations filming or taping NFL games recognize that any films or tapes may only be used in connection with a regularly scheduled television newscast *within a seven-day period* following the game and the film clip or taped portion of each such showing will not exceed *two (2) minutes* in length.

Additionally, television stations agree not to use more than *six (6) minutes* of filmed or taped "same-day" highlights from NFL games on any regularly scheduled news programs (i.e. no more than six minutes of highlights on Sunday night). This is the only exception to the two-minute limitation.

Television stations wishing to use NFL film or tape in any other manner must obtain written permission for such usage from National Football League films.

Acceptance of the credential constitutes agreement by the bearer and his organization to abide by the foregoing conditions. Thank you for your cooperation."

Sideline photo passes will be tightly controlled by the Public Relations Department and are generally limited to photographers shooting for a daily newspaper, wire service, or magazine of national circulation on specific assignment, or television station.

RADIO-TELEVISION: In making requests for broadcast credentials, please specify requirements for spotters and/or statisticians.

STADIUM ACCESS: To get to Mile High Stadium, which is located at 19th Avenue and Eliot Street, take Interstate 25 to the Mile High Stadium Exit (19th Avenue Exit). The Press Box is located on the West side of the stadium.

DRIVING INSTRUCTIONS TO MILE HIGH STADIUM FROM STAPLETON INTERNATIONAL AIRPORT: Exit airport on Quebec North and continue to Interstate 70. Take Interstate 70 West to Interstate 25 South, which will be a left lane exit. Continue West on Interstate 25 South until you come to Mile High Stadium Exit (19th Avenue Exit).

DRIVING INSTRUCTIONS TO STAPLETON INTERNATIONAL AIRPORT FROM MILE HIGH STADIUM: Take one of two routes depending on your parking lot location. You can take 20th Avenue East to Clay Street, turning left at Clay and proceeding to 23rd Avenue. Take a right at 23rd Avenue and continue to Interstate 25 entrances. Another route (Northbound) would be to take 17th Avenue East, which will continue beneath an overpass and will take you directly to Interstate 25 north. The alternate South bound route would be to take 17th Avenue East, turning left at Bryant Street and proceeding to the Interstate 25 South bound entrance, approximately two blocks.

TRANSMISSION FACILITIES: The Broncos provide five complimentary telephones in the visitors area of the working press box for use with VDT or telecopier equipment. Only collect, credit card or third party billing calls can be made from these telephones. Should you wish a private telephone installed at your seat, the Broncos will be pleased to assign you a seat location and provide you with a contact for you to make the appropriate arrangements with the local telephone company.

POST-GAME TRANSPORTATION: Please advise Broncos PR personnel as soon as possible should you require transportation following the game. The amount of time you must wait will obviously decline as time goes by following the conclusion of the game. All taxis will make pick-ups curbside at the Ticket Office, which is located at 19th Avenue and Eliot Street. Should you wish to make your own arrangements, the number of Yellow Cab Company is 777-7777.



The Adolph Coors Company of Golden, Colorado once again is sponsoring the Denver Broncos highlight video, which is available at no cost to groups of all sizes through the Broncos public relations department. The 1989 highlight video, titled **Mile High Champions**, can be obtained by calling the public relations department of the Broncos at (303) 649-9000. The team address is 13655 East Dove Valley Parkway, Englewood, CO 80112. Please give as much advance notice as possible in requesting the 1989 video, or other films available through the Bronco library. This marks the 15th consecutive year in which the Adolph Coors Company has sponsored the Bronco highlight video.

Instant Replay Approved for 1990

For the fifth consecutive season, NFL clubs have approved a limited system of Instant Replay on a one-year basis.

There is one significant change in the system from 1989. All replay reviews which involve contact to the field from the Replay Booth will be a maximum of two minutes in duration, timed from the moment when the Umpire signals timeout.

The Replay Official will be assigned to a regular officiating crew and will attend crew meetings the day before each game.

The following table outlines the number of reversals and plays closely reviewed by instant replay in each of the previous four seasons.

	Games	Reversals	Plays Closely Reviewed
1986	224	38	374
1987	210	57	490
1988	224	53	537
1989	224	65	492

In 1986, the system was approved by a 23-4-1 vote. In 1987, the vote was 21-7. In 1988, replay was cleared by a 23-5 margin. In 1989, the vote was 24-4. In 1990, the vote was 21-7.

The NFL has discussed Instant Replay in some degree or other since the early 1970s. The League experimented in 1976 and 1978 using two basic frameworks—an independent system using cameras, replay machines, and technicians separate from the network covering the games, and a “no-frills” approach using existing TV coverage.

In 1985, the NFL used the network feed of the nine nationally-televised preseason games to experiment with the basic system which later was adopted for 1986, 1987, and 1988. A total of 28 plays (17 confirmed calls, 4 inconclusive, 1 reversed, and 6 no replay shown) were closely examined in the 1985 experiment.

Q—What is the objective of this system?

A—The clubs feel that on certain plays the telecast viewed by the general public should be used to correct an indisputable error. The system will be used to reverse an on-field decision only when the Replay Official has **indisputable visual evidence** available to him that warrants the change.

Q—Who will be involved?

A—The Replay Official (a former NFL or collegiate official) will be positioned in a sideline Replay Booth, which will house two TV monitors and two high-speed VCRs plus radio communications to the on-field officials. The Replay Official makes the decision although a Communicator (normally a member of the League Office staff) and a Technician also will be there to lend logistical help.

Q—Why is the system referred to as “limited” Instant Replay?

A—This system will concentrate on plays of **possession or touching** (e.g. fumbles, receptions, interceptions, muffs) and most plays governed by the **sidelines, goal lines, end lines, and line of scrimmage** (e.g. receiver or runner in or out of bounds, forward or backward passes, breaking the plane of the goal line). It also will be used to determine whether there are more than 11 men on the field.

Q—Why aren't most fouls included in this system?

A—It is recognized that in most circumstances the on-field officials have the best vantage points involving fouls. It is for this reason that Instant Replay **will not review** a list of the following 26 fouls:

1. Clipping
2. Encroachment and offsides
3. Grasp of facemask
4. False start
5. Defensive pass interference
6. Offensive pass interference
7. Offensive holding and illegal use of hands
8. Illegal batting or punching ball
9. Illegal block on free kick or scrimmage kick
10. Illegal crackback
11. Illegal motion
12. Illegal use of forearm or elbow
13. Illegal use of hands by defense
14. Illegally kicking ball
15. Illegally snapping ball
16. Intentional grounding
17. Member of punting team downfield early
18. Illegal formation
19. Palpably unfair act
20. Piling on
21. Roughing the passer
22. Running into/roughing kicker
23. Striking, kicking, or kneeing
24. Unnecessary roughness
25. Unsportsmanlike conduct
26. Use of helmet as a weapon

Q—Is the television network carrying the game part of the review process?

A—No. Although the Replay Official will be viewing the live network feed, there is no communication to television personnel as to which plays to show or not to show. The Replay Official does not hear the TV commentators.

Q—What is the step-by-step procedure of a play review?

A—The Replay Official will view game action and a play will be replayed immediately on one of the two monitors, while the other one continues to record the live feed.

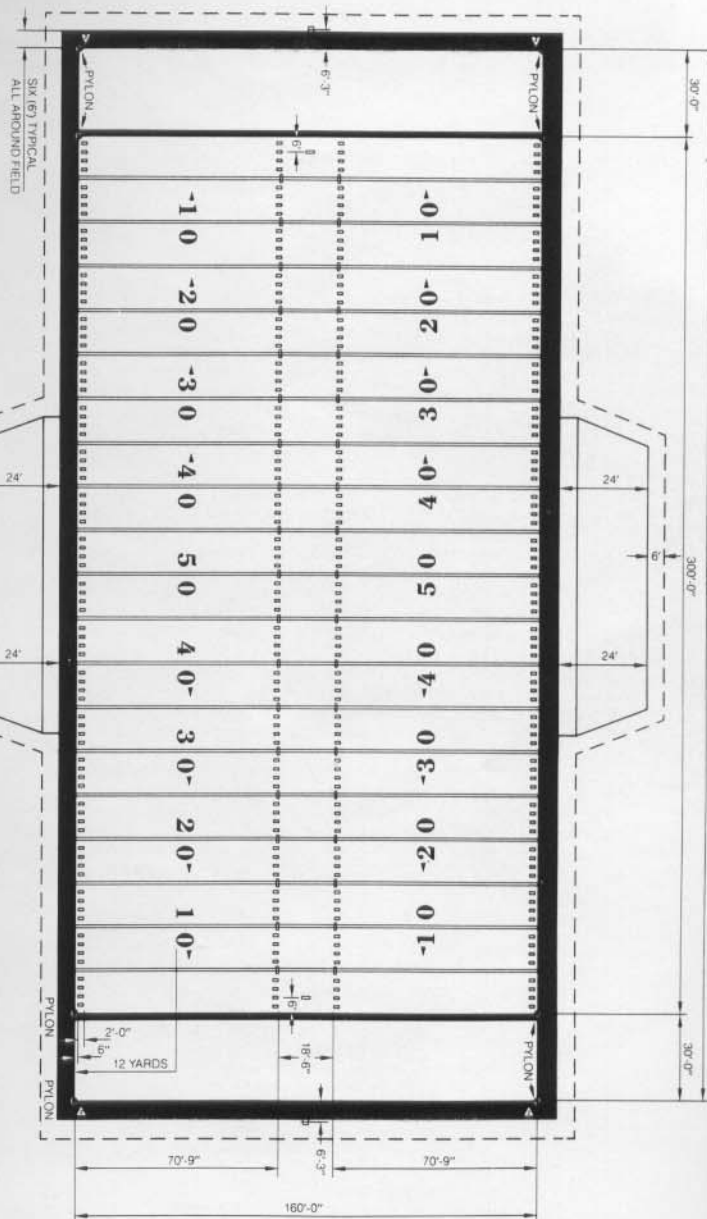
The Replay Official makes a determination if further study of the play is needed. If not, there is no contact with the field and play continues without interruption.

If the Replay Official believes an error may have been made the Umpire will be contacted via a headset.

The Replay Official will watch replay(s) on one or both monitors and complete his review within a reasonable period after the play is over.

The Replay Official will inform the Umpire of his decision, and the Referee will make the appropriate announcement on the wireless microphone.

Plan of the Playing Field



GATORADE SALUTES



**THE '90-'91 DENVER BRONCOS
HERE'S TO A GREAT SEASON!**

© 1988 S.V.C.

WHEN THE BLITZ IS ON,

GATORADE IS THIRST AID.

GATORADE THIRST QUENCHER FOR THAT DEEP DOWN BODY THIRST.



Gatorade is proud to be a part of
the Denver Broncos' winning tradition.
Best of luck for the '90-'91 season!

