

The background of the cover is a photograph of Denver Broncos players in orange jerseys and blue helmets with a red and white horse head logo, lined up on a grass field. A player from the Seattle Seahawks, wearing a white helmet with a blue and green logo, is visible on the right side of the frame. The left edge of the cover features a silver spiral binding.

DENVER BRONCOS

1991

MEDIA GUIDE

AFC CHAMPIONS
1977, 1986, 1987, 1989

WHAT QUENCHES THE ULTIMATE THIRST?



GATORADE®. FOR THAT DEEP DOWN BODY THIRST.

Denver Broncos 1991 Media Guide

Index

Attendance Marks	191
Biographies:	
Management	5
Head Coach	7
Assistant Coaches	11
Scouting Staff	19
Veteran Players	33
Draft Choices	112
Cold Weather Games	139
Denver Broncos Youth/Randy Gradishar	247
Depth Chart (Preseason)	131
Directory	3
Draft Selections, 1960-91	221
Game Summaries, 1990	146
Halftime	171
Historical Highlights	239
Honors (Individual)	219
Hotels on the Road	218
How the Broncos Were Built	134
Instant Replay	256
Last Time	160
Media Information	254
Medical Glossary	258
Monday Night Games	170
Most Valuable Player Awards	124
National Football League:	
1990 Standings	158
Personnel	248
Player Personnel Dates	109
NFC/AFC Championship History	250
Offense and Defense Year by Year	192
One Game Superlatives, 1990	138
Overtime Games	171
Paul D. Bowlen Memorial Broncos Centre	4
Plan B Free Agents	225
Playing Field Plan	263
Playoff History	172
Pronunciation Guide	131
Radio Network	253
Records:	
Individual	197
Top Performances	198
Team	210
Coaches	189
Individual vs. Broncos	216
Past Decade	249
Results:	
Regular Season, 1960-90	161
Preseason, 1960-90	165
1990 Season	126
Ring of Fame	251
Rosters:	
Veterans	132
All-Time Broncos	230
All-Time Coaches	190
Schedules:	
Broncos 1991	2
NFL Regular Season	28
Postseason and Preseason	32
Series Scores vs. Opponents	167
Stadium Information	252
Statistics:	
Individual	127
Team	126
1990 Game by Game	140
Leaders Year by Year	193
Ticket Sales, 1960-90	192
Trades	226

SCHEDULE - 1991

Regular Season

Sunday, September 1	CINCINNATI, 2:00 p.m.
Sunday, September 8	at L.A. Raiders, 1:00 p.m.
Sunday, September 15	SEATTLE, 2:00 p.m.
Sunday, September 22	SAN DIEGO, 2:00 p.m.
Sunday, September 29	at Minnesota, 7:00 p.m.
Sunday, October 6	at Houston, 12:00 p.m.
Sunday, October 13	Bye Weekend
Sunday, October 20	KANSAS CITY, 2:00 p.m.
Sunday, October 27	at New England, 4:00 p.m.
Sunday, November 3	PITTSBURGH, 6:00 p.m.
Sunday, November 10	L.A. RAIDERS, 2:00 p.m.
Sunday, November 17	at Kansas City, 12:00 P.M.
Sunday, November 24	at Seattle, 1:00 p.m.
Sunday, December 1	NEW ENGLAND, 2:00 p.m.
Sunday, December 8	at Cleveland, 1:00 p.m.
Sunday, December 15	PHOENIX, 2:00 p.m.
Sunday, December 22	at San Diego, 1:00 p.m.

All Times Local at Game Site
Home Games (Mile High Stadium) Capitalized

Preseason

Saturday, July 27	vs. Detroit at Canton in Pro Football Hall of Fame Game, 12:30 p.m.
Friday, August 2	INDIANAPOLIS, 7:00 p.m.
Wednesday, August 7	at San Francisco, 6:00 p.m.
Monday, August 19	MIAMI, 6:00 p.m.
Friday, August 23	at Phoenix, 7:30 p.m.

The Denver Broncos

Executive Offices

13655 Broncos Parkway
Englewood, Colorado 80112
Telephone: (303) 649-9000
FAX: (303) 649-9355 (P.R.)
(303) 649-9354 (General)

Ticket Office

Denver Mile High Stadium
1900 Eliot Street
Denver, Colorado 80204
Telephone: (303) 433-7466

Training Camp

Lawrenson Hall
University of Northern Colorado
Greeley, Colorado 80639

BRONCOS DIRECTORY

MANAGEMENT

President and Chief Executive Officer	Pat Bowlen
Board of Directors	Pat Bowlen (Chairman) Bill Bowlen, John Bowlen, Bill Britton, Jeff Harman, Fred Hemmings, John Jagger

COACHING STAFF

Vice President/Head Coach	Dan Reeves
Special Assistant	Marvin Bass
Defensive Assistant	Barney Chavous
Defensive Quality Control	Joe DeCamillis
Running Backs	Mo Forte
Wide Receivers	George Henshaw
Offensive Line	Pete Mangurian
Strength/Conditioning	Al Miller
Linebackers	Mike Nolan
Defensive Coordinator	Wade Phillips
Tight Ends/Special Teams	Harold Richardson
Offensive Coordinator/Quarterbacks	Mike Shanahan
Defensive Line	Ernie Stautner
Defensive Backs	Charlie Waters

ADMINISTRATIVE STAFF

General Manager	John Beake
Treasurer and Chief Financial Officer	Robert M. Hurley
Special Assistant to the President	Bob Hampe
Director of Media Relations	Jim Saccomano
Ticket Manager	Gail Stuckey
Director of Player and Community Relations	Charlie Lee
Controller	Alex Rohr
Director of Operations	Bill Harpole
Assistant to the General Manager	Fred Fleming
Director of Information Systems	Gary Kalika

SCOUTING STAFF

Director of Football Operations	Lide Huggins
Director of Player Personnel	Reed Johnson
College Scouts	Ken Blair, Hugh Davidson, Scott DiStefano, Ronnie Hill, Cornell Green, Roger Jackson, Bobby Marks
Personnel/Computer Quality Control	Jerry Frei
Player Personnel Secretary	Pam Hynes
Football Operations Secretary	Melanie Ness

SUPPORT STAFF

Director of Video Operations	Rusty Nail
Video Operations Assistant	Kent Erickson
Equipment Manager	Dan Bill
Equipment Department Assistant	Frank Trujillo
Publications Coordinator	Barry Hawkins
Operator/Programmer for Information Systems	Dave Daubers
Groundskeeper	Ross Kurcab
Superintendent of Facilities	Ronnie Bill

MEDICAL STAFF

Head Athletic Trainer	Steve Antonopoulos
Assistant Trainer	James Collins
Team Physicians	Dr. James P. McElhinney, Dr. Roger Greenberg

OFFICE STAFF

Executive Assistant to the President	Yolanda Saltus
Secretary to Vice President/Head Coach	Azantha Andrie
Secretary to General Manager	Kristi Nichols
Assistant Coaches Secretary/Video Department	Dixie Greer
Accountant	Beverly J. Havens
Accounting Assistant-Accounts Payable	Alice Goich-Wooten
Secretary to the Treasurer and Chief Financial Officer	Sherry Zoltay
Media Relations Secretary	Pamela Moss
Secretary to Director of Operations	Karen Cleveland
Receptionist/Community Relations Secretary	Jodie Bach
Ticket Assistants	Bertie Mark, Larry Alstatt, Beth Hannon

THE PAUL D. BOWLEN MEMORIAL BRONCOS CENTRE

On March 5, 1990 the Denver Broncos moved into the Paul D. Bowlen Memorial Broncos Centre, the new, state-of-the-art headquarters for the National Football League team. The complex is named for the Bronco owner's late father and is the culmination of Pat Bowlen's desire to maximize a positive working environment for his team, which was the only American Football Conference club to appear in the three Super Bowls during the 1980's.

The training facility is situated on 13.5 acres in the rapidly-expanding Dove Valley Business Park in south Arapahoe County, and it includes an administrative building, two full-size practice fields, and a smaller workout field.

The Bowlen Broncos Centre is a two-story building totaling 59,000 square feet, well over twice the size of the team's previous facility. The ground floor houses the main entry, visitors area and trophy display area, and media room, in addition to the player-related facilities, which encompass the locker room, meeting rooms, training area, weight room, equipment room, and video department.

It is on the second level, which is accessible through two stairways adjacent to the lobby area, that most of the administrative offices are located. These include the offices for Pat Bowlen, Dan Reeves, and John Beake, as well as those of all assistant coaches and football operations personnel. The second floor is divided into one wing for administrative offices and another for coaches and meeting rooms. The Broncos' extensive computer operation also is located on the second floor.

There is also over twice the practice space now available for use by the defending American Football Conference champions, as both practice fields are 100 yards and one of them has a unique design system which includes underground wiring that prevents the turf from freezing and thus allows the Broncos to practice year round on unfrozen natural grass. The complex also includes a smaller, 50-yard workout field and the Broncos' indoor "bubble," which houses a 70-yard artificial turf field.

The expansive weight room and training room are among the largest in the entire league, and the Bowlen Centre also includes a separate building which houses two racquetball courts for training and leisure use by players and staff members.



PRESIDENT AND CHIEF EXECUTIVE OFFICER

PAT BOWLEN President and Chief Executive Officer

Pat Bowlen is entering his eighth season as the President and Chief Executive Officer of the Denver Broncos, and by any standard his regime has been one of the National Football League's most successful in this time frame. He has watched his Broncos play 10 postseason games in just seven years of ownership, with all regular and postseason contests sold out at Mile High Stadium.

His immediate goal heading into the 1991 campaign is to put the Broncos back on the track that saw them win American Football Conference championships in 1986, 1987, and 1989, making Denver the only AFC franchise to make three Super Bowl appearances in the 1980's. Without any question, he provides the organizational thrust that has served as the catalyst to Denver's record in that period.

Bowlen's Broncos represented the AFC in Super Bowls XXI (Pasadena), XXII (San Diego), and XXIV (New Orleans). In addition, Denver has had just one losing campaign during the past seven years, that being the very disappointing 5-11 season one year ago.

No one sets higher standards for the Broncos than Pat Bowlen himself, whose unchanging goal is to have his franchise annually regarded among the finest in pro football, with victory being the measuring stick for that success. Thus, the goal of Denver's dynamic and energetic chief executive remains firmly set on capturing the world championship that thus far has eluded the Mile High City.

The Broncos once again will pursue that objective from their new headquarters, the Paul D. Bowlen Memorial Broncos Centre, a 59,000-square foot state-of-the-art office and training complex in Arapahoe County's Dove Valley location. The move into this new facility, which came on March 5, 1990, accomplished one of Bowlen's significant goals, that being to upgrade the Broncos' working facility and in so doing solidify the foundation for continued success.

Bowlen's seven years of ownership have resulted in the best home record (43-13) in the AFC. Bowlen's club is the only AFC franchise to have won 10 or more games five times in the last seven years, and he finished second in The Sporting News 1987 Executive of the Year balloting.

A member of the National Football League owners' Finance, Broadcasting, and Management Council Executive Committees, he presides over a franchise that has won four division crowns and, has had regular season win totals of 13, 11, 11, 10, and 11. In fact, five of the six finest campaigns in team history have come during the Bowlen regime.

Pat Bowlen was introduced as the majority owner of the Denver Broncos on March 23, 1984, and that announcement triggered a new era in franchise history, one which has coupled success on the playing field with enthusiasm for an even brighter future.

He immediately put his own mark on the Broncos, establishing a solid administration and creating a positive atmosphere that was a major factor in the team's success both on and off the field.

The team responded with a 13-3 record and the American Football Conference Western Division championship in 1984, follow-



ing that up with an 11-5 record that just barely kept the Broncos out of the playoffs in 1985.

Meanwhile, Bowlen has seen the Broncos' consecutive home game sellout streak stretch to 163 straight regular and postseason non-strike games through the end of the 1990 campaign, as Denver led the entire National Football League in actual in-stadium attendance over that six-year period. The Broncos have drawn over four million fans to Mile High Stadium from 1984-90, tops in the NFL.

Having established a solid foundation, Bowlen took a dramatic step toward the future during 1986 with the construction of 60 luxury Penthouse Suites atop the west side of Mile High Stadium.

Bowlen, 47, and the Bowlen family acquired 100% ownership of the Broncos in July of 1985. He is active in day to day operations of the football club.

Born in Prairie du Chien, Wis. (2/18/44), he attended high school there and went on to the University of Oklahoma, where he earned degrees in both business (1965) and law (1968).

Bowlen has served as the Honorary Chairman of the Colorado Relay Classic to benefit St. Joseph's Hospital (1985-91), the Colorado Special Olympics (1986-91), and the 1989 Centennial Scholarship rally at the University of Northern Colorado in Greeley. He was Co-Chairman of the Rose Medical Center Critical Care Campaign from 1986-89.

In addition, Bowlen was elected to the University of Denver Board of Trustees in 1987, and is active on several committees including Trustee Affairs and Buildings and Grounds, and has served on the Institutional Advancement Committee and Institutional Advancement/University Relations subcommittee. He was also named to the Colorado Academy Board of Trustees in 1991.

He also serves on the Board of Trustees of the Hawaii Maritime Center.

Bowlen has real estate and natural resource holdings in Alberta, as well as real estate holdings in Colorado, Arizona, and California.

Bowlen also is Chairman of the Board and Director of Hambledon Estates Limited, and Northern Development Company Limited of Edmonton.

An outstanding athlete in his own right, he has competed in the Ironman Triathlon—an event in which one must swim 2.4 miles, ride 112 miles on a bicycle, and run 26.2 miles, all consecutively—as well as in other triathlon races and several marathons.

Bowlen is a member of several clubs and societies, including the Young President's Organization, the Canadian and Edmonton Bar Associations, and the Law Society of Alberta.



VICE PRESIDENT/HEAD COACH

DAN REEVES

Vice President / Head Coach

Coming into his second decade at the helm of the Denver Broncos, Vice President/Head Coach Dan Reeves has produced a record that includes five first and three second place finishes in the tough American Football Conference Western Division, along with three Super Bowl appearances.

Whether judged by single season records or by his overall impact on the franchise since coming to Denver in 1981, Reeves stands in very exclusive company as one of the premier coaches in the National Football League.

The fourth youngest head coach in the NFL, he has an 90-61-1 (.595) regular season record, tied for fourth best in the NFL, and including playoff competition has won 96 games in his 10 campaigns 96-66-1 (.592). Only four active coaches have won more games than Reeves (Shula, Chuck Noll of Pittsburgh, Chuck Knox of Seattle, and Joe Gibbs of Washington).

Reeves has been in Denver longer than 25 of the other NFL mentors have been in their present cities. His 58-19 (.753) regular season home record from 1981-90 is the best in the entire NFL in that time. He has guided the Broncos to five playoff appearances, four division titles and three conference crowns (the previous AFC titles came in 1986 and 1987). He was the only AFC coach in the decade of the 1980s to lead his team to consecutive Super Bowl appearances (XXI in Pasadena and XXII in San Diego). Reeves has led the Broncos to six 10-win seasons.

Reeves' teams have been in postseason play in five of the last eight years, and two of his teams have missed the playoffs despite 10 wins or more (his 1981 club was 10-6, and his 1985 team was 11-5, both eliminated by the tiebreaking procedure).

In the last seven years Reeves has led the Broncos to five of the six best records in franchise history. Under Reeves the Broncos have had winning streaks of 10 games once, eight once, and four eight times.

He has played or coached in a record eight Super Bowls, including Super Bowl XXIV in New Orleans following the 1989 season.

Reeves is in his 11th season as the Broncos' head coach and in 1989 was named the AFC Coach of the Year (UPI, Kansas City 101 Club, Football News) for a campaign in which he led the Broncos to the Super Bowl for the third time in four years. Reeves was the first AFC coach to accomplish this feat since Miami's Don Shula led the Dolphins to consecutive Super Bowls in 1971-72-73.

Reeves is an intense competitor who has infused the Broncos with his own strength of character, an overwhelming factor on the 1986, 1987, and 1989 championship teams.

In 1987 Reeves led an injury-ridden team to a 10-4-1 record, best in the AFC, and its second straight AFC Western Division title. The Broncos then posted playoff wins over Houston and Cleveland before meeting Washington in Super Bowl XXII.

Despite playing a shortened 15-game schedule in 1987, the Broncos set numerous single season team records, including most touchdowns scored (45, tying the 1985 and 1986 marks), and most yards of total offense (5,624). In addition, the Super Bowl-bound Broncos set new marks for most games scoring 20 or more points (12) and most consecutive games scoring 20 or more (seven, tied with three other years), as well as most games scoring



30 or more (six, tied with 1985 and 1986).

His 1986 Super Bowl team had the unique distinction of possessing a high-powered passing game while setting a new franchise record for lowest interception avoidance percentage (.029).

His 13-3 mark in 1984 gave Denver its highest victory total ever and garnered numerous Coach of the Year honors for the club's highly respected coach (Kansas City 101 Club, Pro Football Weekly, Sports Illustrated, Football News, College and Pro Football Newsweekly).

He also finished second in the UPI AFC Coach of the Year balloting in 1983, a season in which he paced the Broncos to a 9-7 mark and a wild card playoff berth.

Reeves was the youngest coach in the NFL when he assumed command of the club in 1981, guiding Denver to a 10-6 record and barely missing a playoff berth in that inaugural campaign.

Reeves had been a member of the Dallas coaching staff since 1970, when he undertook the difficult dual role of player-coach for two seasons. He was a fulltime offensive backfield coach in 1972, but spent 1973 in private business before rejoining the staff again as backfield coach in 1974.

In 1977, he took on the job of offensive coordinator, in which his duties included coaching the quarterbacks and wide receivers.

A native of Americus, Ga. (1/19/44), Reeves began his pro career as a free agent running back for the Cowboys in 1965. He had been a quarterback as a college player at South Carolina and has been inducted into South Carolina's Hall of Fame.

An all-purpose offensive back during his eight seasons (1965-72) on the Dallas roster, Reeves finished his career as the Cowboy's fifth all-time leading rusher, despite a series of injuries that slowed him in the later stages of his career.

He rushed for 1,990 yards and 25 touchdowns, and caught 129 passes for 1,693 yards and 17 TDs.

Because of his collegiate quarterback background, Reeves was also a respected halfback option passer, completing 30 such attempts for a pair of TDs during his career. In addition, he returned some kickoffs and punts along the way, and played in the NFL championship games of 1966, 1967, and 1970.

Reeves and his wife Pam are the parents of three children, daughters Dana (9/21/65) and Laura (9/19/70), and son Lee (11/4/67), and they have two granddaughters, Caitlin (2/24/88), and Ashley (8/15/90).



GENERAL MANAGER

JOHN BEAKE General Manager

Well into his third decade in pro football, John Beake enters the 1991 campaign in his 13th year with the Denver Broncos and his seventh season as the National Football League club's General Manager. Overall, this marks John's 23rd season in professional football as either coach or administrator, as the Broncos couple success on the playing field with their 22nd consecutive sellout campaign at Mile High Stadium.

His most recent accomplishment has been to provide a key leadership role in the construction of and move into the team's new training facility, the Paul D. Bowlen Memorial Broncos Centre, a 59,000-square foot state-of-the-art complex in Arapahoe County.

This project, several years in the planning stages, is the fulfillment of one of John's key goals as the Broncos' general manager.

John Beake has played an integral role in Denver being the only American Football Conference club to win three conference crowns and thus make three Super Bowl appearances (XXI, XXII, and XXIV) in the 1980's.

All of Denver's administrative department heads report directly to John Beake, who coordinates the activities of each department with the counsel of Pat Bowlen and Dan Reeves. Together, the three embody the major decision-making element of the Denver Broncos.

As General Manager, he is responsible for all day-to-day operations of club administration, with special concentration in the area of player contract negotiations, an area in which he has considerable experience. He also personally directs the Broncos' contractual relationships with the City of Denver, and local radio and television entities.

Currently John is working with the city on improvements at Mile High Stadium, including the two-year project of replacing the current stadium seats with theatre-style seating throughout the facility. Renovation of the Mile High Stadium press box was completed for the 1990 campaign. These projects represent the general manager's desire to improve the game-day experience at Mile High Stadium, as did the 1989 return of "Sunstar," the Broncos' mascot horse and rider team.

In addition to contract involvement, one of John's prime areas of interest is working closely with city and state representatives on a variety of community concerns. He served as the 1989 chairman of the Red Ribbon Campaign, a strong anti-drug association that works in conjunction with the Colorado Federation of Parents, is in his fifth year on the Board of Directors of Presbyterian/St. Luke's Healthcare Systems and is serving his fourth year on the Denver Tourist and Convention Bureau's Board of Directors.

In May John was named to the Board of Directors of the World League of American Football, and he also serves on the NFL's College and Pro Relations committee.

An avid skier, he is very active with the National Sports Center for the Disabled, which is run by the Winter Park Ski Resort. John is an annual participant in the Winter Park Pro-Am race to benefit the handicapped skiers program in Colorado.

As part of his continuing plan to broaden the team's community role and strengthen a family spirit within the club, he annually schedules such events as a night at the symphony and attendance at the Colorado Ballet's "Nutcracker" performance for the entire organization.



Beake has perhaps the broadest range of experience of any NFL general manager, the only one in the NFL who has coached championship teams on the pro, college, and high school levels, as well as having served in a wide range of administrative roles.

John was Assistant General Manager in 1984 and was the Broncos' Director of Football operations the previous year, so his position at the helm of the club's administration is the culmination of a steady rise within the organization.

He joined the Broncos in 1979 as the Director of Pro Personnel and became Director of Player Personnel in 1981, having concentrated on the coaching aspects of the game prior to coming to Denver.

As assistant coach for the Kansas City Chiefs from 1968 through 1974, John was the offensive backfield coach for the Chiefs when they defeated the Minnesota Vikings to win Super Bowl IV in New Orleans. He also coached the running backs at New Orleans in 1976-77.

On the college level, he coached at Penn State in 1961-62 and was the offensive coordinator at Colorado State University in 1975.

Upon receiving his master's degree from Penn State in 1962, John coached for six years at the high school level, where his teams lost just four games.

He has a bachelor's degree from Trenton State College in New Jersey, in addition to his graduate degree from Penn State.

John and his wife, Marcia, have three children, Jerilyn, Chip, and Chris.



ASSISTANT COACHES

MARVIN BASS Special Assistant

With over 40 years experience as a coach and administrator in college and pro football, Marvin Bass this year is in his ninth campaign in the position of special assistant. He served the Broncos in that capacity in 1982-83, and was the head offensive line coach in 1984.

Bass, 71, came to Denver from the Canadian Football League, where he had been defensive coordinator of the Calgary Stampeders from 1978-1981.

A native of Norfolk, Virginia (8/28/19) who was an All-American at William and Mary in 1942, he elected to go into college coaching after graduation and joined the staff at his alma mater in 1944.

In addition to William and Mary, Bass coached on the college level at North Carolina, Georgia Tech, South Carolina, and the University of Richmond. While head coach at South Carolina Bass coached Dan Reeves, who was the starting quarterback for the Gamecocks.

On the pro level, he was on the Buffalo Bills staff from 1969-71 and spent two years with the Birmingham franchise in the World Football League, including one season as head coach (1975). After the WFL ceased operations Bass rejoined the Buffalo Bills, this time as Director of Pro Scouting from 1975-77, prior to moving to Calgary in 1978.

Marvin and his wife, Audrey, have one son, Randy, and two grandsons, Lee and Rhett.



BARNEY CHAVOUS Defensive Assistant

Barney Chavous is in his third season with Denver, assisting Ernie Stautner with the defensive line and Al Miller with the strength and conditioning program. He was a coaching intern in 1988, working in the same areas.

Chavous, 39, was a defensive end with Denver from 1973-85 and is second in team history with 72 quarterback sacks.

He was the Broncos' second-round draft choice in 1973 and is one of only four people to play in 13 or more seasons with Denver.

Chavous was all-conference and defensive most valuable player at South Carolina State, where he was a three-year starter.

A native of Aiken, S.C. (3/22/51), Barney and his wife Odessa have four children, sons Shedric and Barney Amon, and daughters Jasmine and Nikeya Monique.



JOE DeCAMILLIS

Defensive Quality Control

Joe DeCamillis is in his third season with the Broncos and his first in charge of defensive quality control, which involves self-monitoring of Denver's defensive play via statistical analysis and video study.

This procedure helps a team to determine its relative effectiveness so that weekly adjustments can be made during the season. He also assists Harold Richardson in coaching the Broncos' special teams.

DeCamillis, 26, was an All-American wrestler as a senior at the University of Wyoming, graduating in 1987 with a degree in secondary education. He wrestled for the Cowboys from 1983-87, and he twice earned all-WAC honors in that sport.

A native of Arvada, Colorado (6/29/65), DeCamillis was an all-state quarterback and wrestler at Arvada High School.

Joe and his wife Dana have two daughters, Caitlin and Ashley.



MAURICE (MO) FORTE

Running Backs

Mo Forte is in his fourth season as the Broncos' running backs coach, having come to Denver from North Carolina A & T State University, where he was head coach from 1982-87. Forte led the Aggies to a 9-3 record and the Mid-Eastern Athletic Conference championship in the 1986 campaign.


Forte, 44, had been an assistant coach for 12 years at major college programs prior to going to North Carolina A & T. His previous coaching career included stints at Arizona State (1980-81), Michigan State (1978-79), Duke (1976-77), and Minnesota (1970-75).

The 1978 Michigan State team won the Big 10 title and the 1981 Arizona State club established a number of Pac-10 records.

While at Michigan State he coached two-sport star Kirk Gibson (1978) and in 1980 three of his Sun Devil players (John Mistler, Melvin Hoover, and Ron Washington) were drafted by NFL teams.

A native of Hannibal, Missouri (3/1/47), Forte was a starting running back at the University of Minnesota, from which he graduated with a bachelor's degree in education in 1971.

Mo has a daughter, Dawn.



GEORGE HENSHAW

Wide Receivers

George Henshaw is in his fourth season with the Broncos and his first coaching the team's wide receivers, having been Denver's offensive line coach from 1988-90. He brings 18 years of collegiate coaching experience to his post with the Broncos, including eight as an offensive coordinator and one as head coach.

Henshaw, 43, came to the Mile High City from the University of Tulsa, where he was the Golden Hurricane's head coach in 1987.

He was on the Alabama staff from 1983-86 as offensive coordinator and offensive line coach. Alabama led the Southeastern Conference in a number of offensive categories during Henshaw's four years there, including scoring offense (30.7 points per game) and total offense (424.1 yards per game) in 1983.

Prior to joining the Alabama staff Henshaw was at Florida State from 1976-82, serving as offensive coordinator and offensive line coach from 1979-82. In 1982 the Seminoles ranked second nationally in scoring offense (35.3 points per game) and third in total offense (465.7 yards per game). In his first three seasons at Florida State Henshaw coached the defensive line.

A native of Richmond, Va. (1/22/48) and a 1970 graduate of West Virginia University, Henshaw began his coaching career at his alma mater in 1970 and remained there until 1976.

An all-Southern Conference performer as a defensive tackle, he is a member of the post-1950 all-time West Virginia squad.

George and his wife, Kathleen, have two sons, Michael and Matthew, and a daughter, Kerry.



PETE MANGURIAN

Offensive Line

Pete Mangurian, 36, is in his fourth year on Denver's coaching staff and his first in charge of the offensive line, having been the Broncos' tight ends and assistant offensive line coach from 1988-90.

Mangurian came to the Broncos from Louisiana State University, where he was the offensive line coach from 1984-87. During those four years the Tigers appeared in four straight bowl games and set a school record for total offense three times.

Before going to Louisiana State Mangurian had been a coach at Stanford (1982-83), New Mexico State (1981), and Southern Methodist (1979-80).

Born in Los Angeles (6/17/55) and raised in Sherman Oaks, Calif., Mangurian earned a bachelor's degree in political science at Louisiana State in 1976, after having played defensive tackle for the Tigers for four years. Pete and his wife Amy have a daughter, Lauren.




AL MILLER Strength/Conditioning

Al Miller will be in his seventh season as the Broncos' strength and conditioning coach in 1991. He came to Denver from the University of Alabama, where he was the strength coach from 1982-84.

Prior to moving to Alabama Miller, 43, was the strength and conditioning coach at Northeast Louisiana in 1981 and Mississippi State in 1980. He spent 1979 in private business, after working as linebacker and strength coach at Northwestern Louisiana in 1974-78. Miller coached on the high school and junior high school levels in 1970-73.

Miller, a native of El Dorado, Ark. (8/29/47), received his bachelor's degree from Northeast Louisiana, graduating from the school in 1970. He earned a master's degree from Louisiana Tech in 1974.

Al and his wife Janis have a son, Carey Brian, and a daughter, Lisa.



MIKE NOLAN Linebackers

Mike Nolan is in his fifth season on the Denver Broncos' coaching staff, having come to the Mile High City from Louisiana State, where he coached the Bengal Tiger linebackers in 1986.

Nolan, 32, is in his third year as coach of the Bronco linebackers, having coached Denver's special teams in 1987-88, while also assisting the defense in 1988.

Nolan went to LSU from Rice, where he coached the secondary for the 1984-85 seasons. Prior to that, he spent two years at Stanford, coaching the Cardinal secondary in 1982 and the linebackers in 1983.

A four-year letterman at free safety at the University of Oregon, Nolan graduated in 1981 and was a free agent defensive back in the Bronco training camp that year. He then spent a year as a graduate assistant at his alma mater.

A native of Baltimore, Md. (3/7/59), he is the son of NFL coach Dick Nolan. Mike and his wife Kathy have three children, Michael 7, Laura 5, and Jennifer 3.



WADE PHILLIPS Defensive Coordinator

Wade Phillips is in his third season as defensive coordinator for the Denver Broncos.

In addition to his role as defensive coordinator, Phillips last year assumed the capacity of interim head coach during the preseason period during which Head Coach Dan Reeves was ill, posting a win over Indianapolis while in that position.

In 1989 he was the mastermind of a defense that led the NFL in fewest points allowed (226) and allowed the fewest rushing yards in the AFC (1,580). The new-look defense ranked second in the conference in both quarterback sacks (47) and takeaways (43), and allowed the second fewest total yards in the AFC and third fewest in the NFL (4,407).

Phillips, 43, was the defensive coordinator and linebackers coach for the Philadelphia Eagles from 1986-88. Under Phillips in 1988 the Eagles were second in the NFL in turnovers (44) and second in interceptions (32) as they won their first division title since 1980.

He served as defensive coordinator at New Orleans from 1981-85 and was the interim head coach for the final four games of the 1985 season (1-3 record). During his tenure at New Orleans the Saints led the NFC in defense in 1983 and led the NFL in pass defense in 1983 and 1984. Overall, the Saints finished among the top five in the NFL defensively in three of his five seasons.

Prior to joining the Saints, Phillips spent five seasons at Houston, coaching the linebackers (1976) and defensive line (1977-80). The Oilers made three playoff appearances during that period.

Phillips began his coaching career at his alma mater, the University of Houston, in 1969 and then coached at Orange (Texas) High School for three years before moving to Oklahoma State (1973-74) and Kansas (1975).

The son of former NFL coach Bum Phillips, Wade was born in Orange, Texas (6/21/47) and attended Portes Neches-Groves High School. He went on to be a three-year starter at linebacker at Houston under head coach Bill Yeoman.

He is in his second year as Honorary Chairman of the For Mercy's Sake, Sack'Em program, a charity fundraiser for Denver's Mercy Hospital.

Wade and his wife Laurie have two children, Tracey, 17 and Wesley, 12.



HAROLD RICHARDSON

Tight Ends/Special Teams

Harold Richardson is in his third season on the Broncos' staff and the first in which he is adding the tight end position to his already established role heading Denver's special teams, which he coached in both 1989-90.

Richardson, 46, came to the Broncos from Colorado State University, where he was defensive coordinator in 1987 and 1988. Prior to that he served as receivers and special teams coach with the NFL New Orleans Saints (1981-85).

Working on the collegiate level (1972-80), Richardson coached at North Texas State, Texas Christian, Oklahoma State, and Southern Methodist, where he began his coaching career as a graduate assistant in 1971.

A native of Houston, Tex. (9/27/44), Richardson earned a bachelor's degree in finance from Southern Methodist in 1968.

Harold and his wife Ramona have a son, Blake Lee.



MIKE SHANAHAN

Offensive Coordinator/ Quarterbacks

Mike Shanahan is in his second stint as the Broncos' offensive coordinator in 1991, while continuing as Denver's quarterbacks coach, a duty he began after re-joining the team on Oct. 16 of last year. He returned to the Broncos after serving as head coach of the Los Angeles Raiders in 1988 and through the first four games of 1989, compiling a record of 8-12-0.


Shanahan, 39, first came to Denver in 1984 as coach of the club's wide receivers, and served as offensive coordinator from 1985-87. He was the offensive coordinator and assistant head coach at the University of Florida in 1983, and had been that school's offensive coordinator since 1980. In 1983 the Gators set an NCAA record with 4,540 total yards, producing a 9-2-1 mark. Starting quarterback Wayne Peace set a national mark under Shanahan's tutelage, completing 70.7 percent of his passes.

A native of Oak Park, Ill. (8/24/52), Shanahan graduated from Eastern Illinois in 1974 and earned a master's degree there in 1975.

He began his coaching career at Oklahoma in 1975-76, serving as an offensive backfield and receivers coach for the Sooners.

Shanahan was Northern Arizona's offensive backfield coach in 1977 and was offensive coordinator at Eastern Illinois in 1977 and at Minnesota in 1979.

Mike and his wife Peggy have two children, son Kyle and daughter Krystal, and the family makes its home in Aurora.



ERNIE STAUTNER

Defensive Line

Pro Football Hall of Famer Ernie Stautner is in his first year as the Broncos' defensive line coach in 1991.

Stautner, 66, served as the Dallas Cowboys' defensive line coach from 1966-88, and he was that club's defensive coordinator from his third season on (1968-88).

Under the direction of Stautner, the Cowboys consistently fielded excellent defenses and produced a number of Pro Bowl stars in the defensive line. The Cowboys' famed "Doomsday Defense" began to emerge shortly after Stautner's arrival as defensive line coach in 1966.

Most recently, he was the head coach of the Dallas Texans in the Arena Football League last year, being named Coach of the Year in leading his club to the Arena Bowl championship game.

He began his coaching career as a player-coach for the Steelers in 1963, became a fulltime coach there in 1964, and was on the Washington Redskins' staff in 1965.

Stautner was an All-NFL defensive end and tackle with the Pittsburgh Steelers, where he played for 15 years (1950-64). A veteran of nine Pro Bowls, he was elected to the Pro Football Hall of Fame in 1969, his first year of eligibility. In 1982 he was voted to the Steelers' 50th anniversary team.

Born in Cham, Bavaria (4/20/25), Stautner grew up in Albany, N.Y. Following the World War II Marine Corps hitch (1943-46), he enrolled at Boston College and developed into a two-way star lineman.

Ernie has three children, Joe, Terri, and Carol.



CHARLIE WATERS

Defensive Backs

Charlie Waters is in his fourth season with the Broncos and his third as coach of the team's defensive backs. He joined the club in 1988 as coach of the kick return units of Denver's special teams and as an assistant defensive backfield coach.

Waters played for the Dallas Cowboys from 1970-1981, missing the 1979 season due to injury, and was a Pro Bowl choice in 1976, 1977, and 1978, in addition to being voted All-NFL in 1977 and 1978. Waters became the Cowboys' starting strong safety in 1976 after playing both cornerback and safety through his first six seasons.

In his autobiography, the Cowboys' former head coach and Hall of Famer Tom Landry says, "Charlie Waters provided my greatest satisfaction as a coach because he was one player that reached his fullest potential."


Waters was superb in the playoffs for the Cowboys, including five Super Bowls, and he holds the NFL career playoff record for most interceptions with nine. He is third in Dallas history in career regular season pass thefts with 41.

In single game play, his three interception performance against Chicago (12/26/77) is an NFC Divisional Playoff Game record.

A native of Miami, Florida (9/10/48), who was raised in North Augusta, South Carolina, Waters played quarterback and wide receiver at Clemson University and was drafted by the Cowboys in the third round as a defensive back. In 1980 he was elected to the South Carolina Athletic Hall of Fame, and he was inducted into the Clemson Hall of Fame in 1981.

Charlie and his wife, Rosie, have three sons, Cody, Ben, and Cliff.





NOSE TACKLE GREG KRAGEN, ORIGINALLY SCOUTED AND SIGNED AS A FREE AGENT BY THE BRONCOS, MADE THE PRO BOWL IN 1989 AND IS REGARDED AS ONE OF THE NFL'S FINEST NOSE TACKLES.

SCOUTING STAFF

LIDE HUGGINS

Director of Football Operations

Lide Huggins is in his third season as Denver's Director of Football Operations, moving into his current position after two years as the Director of Pro Personnel for the Broncos.

Huggins is in his 11th overall season with Denver and previously scouted the Southeast and Southwest as a regional scout from 1981-86.

In his role as the chief of football operations, Huggins works closely with Head Coach Dan Reeves, and his duties include evaluation of the top college players on a national level, gathering information regarding professional talent, and player acquisition by both trade and free agent signings. He also works with Broncos General Manager John Beake in the areas of personnel budget and player contracts.

A defensive back and college teammate of Head Coach Dan Reeves at the University of South Carolina, Huggins graduated with a marketing degree in 1964, then did graduate study in business at Texas A & M in 1965.

Huggins coached at Texas A & M from 1965-69, at West Virginia from 1970-71, and at Tennessee from 1972-75.

Prior to joining the Broncos he scouted fulltime for the Dallas Cowboys, Seattle Seahawks, and the National Scouting Combine.

Lide and his wife Sandra Lee have three daughters, Kathy, Karen, and Sabrina.



REED JOHNSON

Director of Player Personnel

Reed Johnson, who enters his 11th season with the Denver Broncos in 1991, is the Director of Player Personnel for the NFL club.

He came to Denver as special teams coach in 1981 and served as Coordinator of Pro Scouting in 1982 before taking over as the Broncos' Coordinator of College Scouting from 1983-85.

Johnson has been in the NFL for eighteen seasons, eight with the Dallas Cowboys as a personnel scout and the last ten seasons with the Denver Broncos. During those years, the two teams have combined for twelve playoff seasons and six Superbowls.

Prior to his stint with Dallas, he was an assistant coach on the college level at New Mexico, Oklahoma State, and Tulsa.

A graduate of the University of Colorado, Johnson played in the Buffaloes' defensive backfield for four years and was a member of the school's Big Eight championship team in 1961.

He coached high school football in Texas for five seasons, including four at Highland Park High School in Dallas, where Johnson himself had played on a state championship team in 1957.

Reed has two daughters, Jill, 28, and Holly, 26. He and his wife Peggy reside in Denver with their two sons, Blair, age four, and Woody, age two.



ADMINISTRATION



Yolanda Saltus
Executive Assistant
to the President



Bob Hampe
Special Assistant
to the President



Fred Fleming
Assistant to
the General Manager



Bill Harpole
Director of Operations



Gary Kalika
Director of
Information Systems



Dave Daubers
Operator/Programmer
Information Systems



Kristi Nichols
Secretary to
General Manager



Karen Cleveland
Secretary to
Director of Operations

FINANCE



Robert M. Hurley
Treasurer and Chief
Financial Officer



Alex Rohr
Controller



Beverly J. Havens
Accountant



Alice Goich-Wooten
Accounting
Assistant - A/P



Sherry Zoltay
Secretary to the
Treasurer and Chief
Financial Officer

FOOTBALL OPERATIONS ASSISTANCE



Azantha Andrie
Secretary to Vice
President/Head Coach



Dixie Greer
Video Department/
Assistant Coaches
Secretary

TICKET OFFICE



Gail Stuckey
Ticket Manager



Bertie Mark
Ticket Assistant



Larry Alstatt
Ticket Assistant



Beth Hannon
Ticket Assistant

PUBLIC RELATIONS



Jim Saccomano
Director of
Media Relations



Charlie Lee
Director of Player &
Community Relations



Barry Hawkins
Publications
Coordinator



Pamela Moss
Public Relations
Secretary

TRAINING AND EQUIPMENT



Steve Antonopoulos
Head Athletic Trainer



James Collins
Assistant Trainer



Dan Bill
Equipment Manager



Frank Trujillo
Equipment Department
Assistant

VIDEO OPERATIONS



Rusty Nail
Director of
Video Operations



Kent Erickson
Video Operations
Assistant

FACILITIES



Ronnie Bill
Superintendent of
Facilities



Ross Kurcab
Groundskeeper

RECEPTIONIST



Jodie Bach
Secretary to Director
of Player &
Community Relations

DENVER BRONCOS YOUTH FOUNDATION



Maggie Bialock
Assistant to the
President



Barb Cocetti
Secretary

SCOUTING DEPARTMENT



Pam Hynes
Player Personnel Secretary



Melanie Ness
Football Operations Secretary

KEN BLAIR

Region: Atlantic Coast
Years with Broncos: 7
Total years scouting: 9
Age: 50
College: All-Big Eight tight end and
linebacker at University of Colorado
Coaching experience: Colorado
(1963-70), UCLA (1971-73), Georgia
Tech (1974-82)
Personal: Married (Mary Sue), two
children (Mike, Mitch)



HUGH DAVIDSON

Region: West
Years with Broncos: 20
Total years scouting: 20
Age: 63
College: Fullback and wingback at
University of Colorado
Coaching experience: Colorado
(1954-58), Montana (1958-66), Idaho
State (1970-72)
Personal: Married (Jane Alice), three
children (Niki, Toni, Jill)



SCOTT DI STEFANO

Region: Midwest/Big Ten
Years with Broncos: 9
Total years scouting: 9
Age: 34
College: Quarterback at Colorado
State University
Coaching experience: Colorado
State (1980-81)
Personal: Married (Lou Ann), one
child (Patrick)



JERRY FREI

Region: West
Years with Broncos: 9
Total years scouting: 9
Age: 66
College: Guard at University of
Wisconsin
Coaching experience: Willamette
(1952-54), Oregon (1955-66, head
coach (1967-71), Denver Broncos
(1972-75, 1981-82), Tampa Bay
Buccaneers (1976-77), Chicago
Bears (1978-80)
Personal: Married (Marian), five children (David, Judy, Terry,
Susan, Nancy)





CORNELL GREEN

Region: Southwest
Years with Broncos: 5
Total years scouting: 12
Age: 51
College: All-American in basketball at Utah State University
Pro career: Cornerback with Dallas Cowboys (1962-74)
Coaching experience: None
Personal: Married (Betty), two children (Randy, Ronney)

RONNIE HILL

Region: Big Ten, Southeast
Years with Broncos: 7
Total years scouting: 12
Age: 37
College: Linebacker at Mississippi State University
Coaching experience: Mississippi State (1977-78)
Personal: Married (Tina)



ROGER JACKSON

Region: Northeast/Big Ten
Years with Broncos: 2
Total years scouting: 2
Age: 32
College: All-NEAC defensive back at Bethune-Cookman
Pro career: Defensive back with Denver Broncos 1982-85, 1987
Coaching experience: Howard University (1989)
Personal: Single




BOBBY MARKS

Region: Southeast
Years with Broncos: 8
Total years scouting: 8
Age: 54
College: All-Southwest Conference end at Texas A & M
Coaching experience: Texas A & M (1969-71), Alabama (1972-82)
Personal: Married (Ann), five children (Bobby Jr., Keith, Jared, Beth, Katie)



THE 1991 SEASON



SAFETY STEVE ATWATER, WHO LAST YEAR HAD 173 TACKLES TO LEAD ALL DEFENSIVE BACKS, WAS NAMED BY HIS TEAMMATES AS THE BRONCOS' DEFENSIVE MOST VALUABLE PLAYER, AND EARNED HIS FIRST PRO BOWL BERTH.

1991 NFL SCHEDULE

SUNDAY, SEPTEMBER 1 (First Weekend)

Atlanta at Kansas City, Cincinnati at Denver, Dallas at Cleveland, Los Angeles Raiders at Houston, Miami at Buffalo, Minnesota at Chicago, New England at Indianapolis, Philadelphia at Green Bay, Phoenix at Los Angeles Rams, San Diego at Pittsburgh, Seattle at New Orleans, Tampa Bay at New York Jets.

SUNDAY NIGHT, SEPTEMBER 1

Detroit at Washington.

MONDAY, SEPTEMBER 2

San Francisco at New York Giants.

SUNDAY, SEPTEMBER 8 (Second Weekend)

Chicago at Tampa Bay, Cleveland at New England, Denver at Los Angeles Raiders, Green Bay at Detroit, Indianapolis at Miami, Los Angeles Rams at New York Giants, Minnesota at Atlanta, New Orleans at Kansas City, New York Jets at Seattle, Phoenix at Philadelphia, Pittsburgh at Buffalo, San Diego at San Francisco.

SUNDAY NIGHT, SEPTEMBER 8

Houston at Cincinnati.

MONDAY, SEPTEMBER 9

Washington at Dallas.

SUNDAY, SEPTEMBER 15 (Third Weekend)

Atlanta at San Diego, Buffalo at New York Jets, Cincinnati at Cleveland, Indianapolis at Los Angeles Raiders, Miami at Detroit, New England at Pittsburgh, New York Giants at Chicago, Philadelphia at Dallas, Phoenix at Washington, San Francisco at Minnesota, Seattle at Denver, Tampa Bay at Green Bay.

SUNDAY NIGHT, SEPTEMBER 15

Los Angeles Rams at New Orleans.

MONDAY, SEPTEMBER 16

Kansas City at Houston.

SUNDAY, SEPTEMBER 22 (Fourth Weekend)

Buffalo at Tampa Bay, Cleveland at New York Giants, Detroit at Indianapolis, Green Bay at Miami, Houston at New England, Los Angeles Raiders at Atlanta, Los Angeles Rams at San Francisco, Minnesota at New Orleans, Pittsburgh at Philadelphia, San Diego at Denver, Seattle at Kansas City, Washington at Cincinnati.

SUNDAY NIGHT, SEPTEMBER 22

Dallas at Phoenix.

MONDAY, SEPTEMBER 23

New York Jets at Chicago.

SUNDAY, SEPTEMBER 29 (Fifth Weekend)

Open Date: Four AFC Central Teams

Chicago at Buffalo, Green Bay at Los Angeles Rams, Indianapolis at Seattle, Kansas City at San Diego, Miami at New York Jets, New England at Phoenix, New Orleans at Atlanta, New York Giants at Dallas, San Francisco at Los Angeles Raiders, Tampa Bay at Detroit.

SUNDAY NIGHT, SEPTEMBER 29

Denver at Minnesota.

MONDAY, SEPTEMBER 30

Philadelphia at Washington.

SUNDAY, OCTOBER 6 (Sixth Weekend)

Open Date: Four NFC West Teams

Dallas vs. Green Bay at Milwaukee, Denver at Houston, Miami at New England, Minnesota at Detroit, New York Jets at Cleveland, Philadelphia at Tampa Bay, Phoenix at New York Giants, San Diego at Los Angeles Raiders, Seattle at Cincinnati, Washington at Chicago.

SUNDAY NIGHT, OCTOBER 6

Pittsburgh at Indianapolis.

MONDAY, OCTOBER 7

Buffalo at Kansas City.

SUNDAY, OCTOBER 13 (Seventh Weekend)

Open Date: Four NFC Central and Two AFC Fifth Place Teams

Cincinnati at Dallas, Cleveland at Washington, Houston at New York Jets, Indianapolis at Buffalo, Miami at Kansas City, New Orleans at Philadelphia, Phoenix at Minnesota, San Diego at Los Angeles Rams, San Francisco at Atlanta.

SUNDAY NIGHT, OCTOBER 13

Los Angeles Raiders at Seattle.

MONDAY, OCTOBER 14

New York Giants at Pittsburgh.

THURSDAY, OCTOBER 17 (Eighth Weekend)

Chicago at Green Bay.

SUNDAY, OCTOBER 20

Open Dates: Four NFC East Teams

Atlanta at Phoenix, Cleveland at San Diego, Detroit at San Francisco, Houston at Miami, Kansas City at Denver, Los Angeles Rams at Los Angeles Raiders, Minnesota at New England, New York Jets at Indianapolis, Seattle at Pittsburgh, Tampa Bay at New Orleans.

MONDAY, OCTOBER 21

Cincinnati at Buffalo.

SUNDAY, OCTOBER 27
(Ninth Weekend)

Open Date: Four AFC East Teams

Chicago at New Orleans, Cincinnati at Houston, Dallas at Detroit, Denver at New England, Green Bay at Tampa Bay, Los Angeles Rams at Atlanta, Minnesota at Phoenix, Pittsburgh at Cleveland, San Diego at Seattle, San Francisco at Philadelphia.

SUNDAY NIGHT, OCTOBER 27

Washington at New York Giants.

MONDAY, OCTOBER 28

Los Angeles Raiders at Kansas City.

SUNDAY, NOVEMBER 3
(Tenth Weekend)

Open Date: Four AFC West Teams

Atlanta at San Francisco, Cleveland at Cincinnati, Detroit at Chicago, Green Bay at New York Jets, Houston at Washington, Miami at Indianapolis, New England at Buffalo, New Orleans at Los Angeles Rams, Phoenix at Dallas, Tampa Bay at Minnesota.

SUNDAY NIGHT, NOVEMBER 3

Pittsburgh at Denver.

MONDAY, NOVEMBER 4

New York Giants at Philadelphia.

SUNDAY, NOVEMBER 10
(Eleventh Weekend)

Atlanta at Washington, Buffalo vs. Green Bay at Milwaukee, Dallas at Houston, Detroit at Tampa Bay, Indianapolis at New York Jets, Kansas City at Los Angeles Rams, Los Angeles Raiders at Denver, New York Giants at Phoenix, Philadelphia at Cincinnati, San Francisco at New Orleans, Seattle at San Diego.

SUNDAY NIGHT, NOVEMBER 10

New England at Miami.

MONDAY, NOVEMBER 11

Chicago at Minnesota.

SUNDAY, NOVEMBER 17
(Twelfth Weekend)

Chicago at Indianapolis, Cincinnati at Philadelphia, Dallas at New York Giants, Denver at Kansas City, Los Angeles Rams at Detroit, Minnesota at Green Bay, New Orleans at San Diego, New York Jets at New England, Phoenix at San Francisco, Seattle at Los Angeles Raiders, Tampa Bay at Atlanta, Washington at Pittsburgh.

SUNDAY NIGHT, NOVEMBER 17

Cleveland at Houston.

MONDAY, NOVEMBER 18

Buffalo at Miami.

SUNDAY, NOVEMBER 24
(Thirteenth Weekend)

Buffalo at New England, Dallas at Washington, Denver at Seattle, Detroit at Minnesota, Houston at Pittsburgh, Indianapolis vs. Green Bay at Milwaukee, Kansas City at Cleveland, Los Angeles Raiders at Cincinnati, Miami at Chicago, New York Giants at Tampa Bay, Philadelphia at Phoenix, San Diego at New York Jets.

SUNDAY NIGHT, NOVEMBER 24

Atlanta at New Orleans.

MONDAY, NOVEMBER 25

San Francisco at Los Angeles Rams

THURSDAY, NOVEMBER 28
THANKSGIVING DAY
(Fourteenth Weekend)

Chicago at Detroit, Pittsburgh at Dallas.

SUNDAY, DECEMBER 1

Open Date: Two NFC Fifth Place Teams

Cleveland at Indianapolis, Green Bay at Atlanta, Kansas City at Seattle, New England at Denver, New Orleans at San Francisco, New York Giants at Cincinnati, New York Jets at Buffalo, Tampa Bay at Miami, Washington at Los Angeles Rams.

SUNDAY NIGHT, DECEMBER 1

Los Angeles Raiders at San Diego.

MONDAY, DECEMBER 2

Philadelphia at Houston.

SUNDAY, DECEMBER 8
(Fifteenth Weekend)

Atlanta at Los Angeles Rams, Buffalo at Los Angeles Raiders, Denver at Cleveland, Green Bay at Chicago, Indianapolis at New England, New Orleans at Dallas, New York Jets at Detroit, Philadelphia at New York Giants, Pittsburgh at Houston, San Diego at Kansas City, San Francisco at Seattle, Washington at Phoenix.

SUNDAY NIGHT, DECEMBER 8

Minnesota at Tampa Bay.

MONDAY, DECEMBER 9

Cincinnati at Miami.

SATURDAY, DECEMBER 14
(Sixteenth Weekend)

Kansas City at San Francisco, Tampa Bay at Chicago.

SUNDAY, DECEMBER 15

Cincinnati at Pittsburgh, Dallas at Philadelphia, Detroit at Green Bay, Houston at Cleveland, Los Angeles Rams at Minnesota, Miami at San Diego, New England at New York Jets, New York Giants at Washington, Phoenix at Denver, Seattle at Atlanta.

SUNDAY NIGHT, DECEMBER 15

Buffalo at Indianapolis.

MONDAY, DECEMBER 16

Los Angeles Raiders at New Orleans.

SATURDAY, DECEMBER 21
(Seventeenth Weekend)

Green Bay at Minnesota, Houston at New York Giants.

SUNDAY, DECEMBER 22

Atlanta at Dallas, Cleveland at Pittsburgh, Denver at San Diego, Detroit at Buffalo, Indianapolis at Tampa Bay, Kansas City at Los Angeles Raiders, New England at Cincinnati, New Orleans at Phoenix, New York Jets at Miami, Washington at Philadelphia.

SUNDAY NIGHT, DECEMBER 22

Los Angeles Rams at Seattle.

MONDAY, DECEMBER 23

Chicago at San Francisco.

POSTSEASON

Saturday, December 28: AFC and NFC Wild Card Playoffs (ABC). **Sunday, December 29:** AFC and NFC Wild Card Playoffs (NBC and CBS). **Saturday, January 4:** AFC and NFC Divisional Playoffs (NBC and CBS). **Sunday, January 5:** AFC and NFC Divisional Playoffs (NBC and CBS). **Sunday, January 12:** AFC and NFC Championship Games (NBC and CBS). **Sunday, January 26:** Super Bowl XXVI at Metrodome, Minneapolis, Minnesota (CBS). **Sunday, February 2:** AFC and NFC Pro Bowl at Honolulu, Hawaii (ESPN).

1991 NFL PRESEASON SCHEDULE

Friday, July 26 — Chicago at Miami. **Saturday, July 27** — Hall of Fame Game at Canton, Ohio, Denver vs. Detroit. San Francisco at Los Angeles Raiders. **Sunday, July 28** — American Bowl '91 at London, Buffalo vs. Philadelphia.

FIRST WEEKEND

Friday, August 2 — Indianapolis at Denver, Cincinnati at Detroit. **Saturday, August 3** — American Bowl '91 at Berlin, Chicago vs. San Francisco, American Bowl '91 at Tokyo, Los Angeles Raiders vs. Miami, Dallas at Kansas City, Phoenix at Seattle, New England at Green Bay, Houston at San Diego, Minnesota at New Orleans, Los Angeles Rams vs. Atlanta at Jacksonville, Florida, Philadelphia at New York Jets. **Sunday, August 4** — Washington at Pittsburgh. **Monday, August 5** — Tampa Bay at Cleveland, Buffalo at New York Giants.

SECOND WEEKEND

Wednesday, August 7 — Denver at San Francisco. **Friday, August 9** — Atlanta at Houston. **Saturday, August 10** — Kansas City vs. New York Jets at St. Louis, Green Bay at New Orleans, New York Giants at Cleveland, Philadelphia at Cincinnati, Miami at Tampa Bay, Washington at New England, Detroit at Buffalo, Seattle at Indianapolis, Pittsburgh at Minnesota. **Sunday, August 11** — Phoenix at Chicago. **Monday, August 12** — Los Angeles Raiders at Dallas, San Diego at Los Angeles Rams.


THIRD WEEKEND

Friday, August 16 — Cleveland at Washington. **Saturday, August 17** — Buffalo vs. Green Bay at Madison, Wisconsin, Tampa Bay at Atlanta, New York Jets at New York Giants, Minnesota at Cincinnati, Pittsburgh at Philadelphia, New Orleans at Indianapolis, New England at Phoenix, Detroit at Kansas City, Chicago at Los Angeles Raiders, Seattle at Los Angeles Rams. **Sunday, August 18** — Dallas at Houston. **Monday, August 19** — Miami at Denver, San Diego at San Francisco.

FOURTH WEEK

Thursday, August 22 — Los Angeles Rams vs. Houston at Memphis. **Friday, August 23** — Pittsburgh at Detroit, San Francisco at Seattle, Atlanta at Dallas, Kansas City at Tampa Bay, New Orleans at Miami, Denver at Phoenix, Cleveland at Minnesota, Indianapolis at Philadelphia, Los Angeles Raiders at San Diego. **Saturday, August 24** — Cincinnati at Green Bay, New York Giants at New England, New York Jets vs. Washington at Columbia, S.C., Buffalo at Chicago.

VETERAN PLAYER PROFILES



CENTER KEITH KARTZ, WHO LAST YEAR WAS NAMED BY HIS TEAMMATES AS THE BRONCOS' MOST INSPIRATIONAL PLAYER, ALSO EARNING RECOGNITION AS DENVER'S NOMINEE FOR THE ED BLOCK MEMORIAL AWARD FOR COURAGE.

No. 27 STEPHEN DENNIS (Steve) ATWATER *Safety*



Birthdate—October 28, 1966
Birthplace—Chicago, Ill.
Residence—Denver, Colo.
How Acquired—Draft #1, 1989
College—Arkansas
High School—Lutheran North HS,
 St. Louis, Mo.
Height—6-3
Weight—217
Pro Year—3rd
Year with Broncos—3rd

Steve Atwater made his first appearance in the Pro Bowl after a tremendous 1990 campaign in which he finished second on the Broncos' defense with 173 total tackles, including a team-high 112 solo tackles, despite missing one game due to injury. For his efforts he was also named All-NFL (College and Pro Football Newsweekly-2nd team, Newspaper Editors Association-2nd team) and All-AFC (UPI, Football News), and was voted by his teammates as Denver's most valuable defensive player. In addition, Atwater also posted two interceptions, four passes defended, two forced fumbles, and a quarterback sack, while also registering 10 total tackles on special teams. From his strong safety position Atwater posted five of Denver's top 10 single game tackle totals, including a personal high of 18 vs. Pittsburgh (10/14), and had 12 or more total tackles in nine games. He cemented his reputation as a hard hitter after a thunderous collision with Kansas City's Christian Okoye in a nationally televised Monday night game (9/17). Atwater, who has started all 31 regular season games in which he has played, sat out the game vs. Seattle (9/23) with a rib strain and saw limited action against the Chargers (12/16) after suffering torn rib cartilage early in the first half. Atwater was named NFL All-Rookie (Pro Football Weekly, College and Pro Football Newsweekly) for a fine campaign in 1989. He made an immediate impact as the Broncos' first-round pick, taking the place of former defensive captain Mike Harden at free safety and combining with strong safety Dennis Smith to form one of the NFL's most physical safety tandems. Atwater started every regular season game and led the Bronco defense with 86 first hits. He was second on the squad with 129 total tackles and also claimed three interceptions, 10 passes defended, and a fumble recovery. Atwater had two interceptions in the week three contest against the Raiders (9/24), the second setting up the game-clinching field goal. He had six games with 10 or more total tackles, including a high of 12 vs. San Diego (10/8).

COLLEGE: Atwater was a three-time All-Southwest Conference selection and two-time All-American at the University of Arkansas. He became the Razorbacks' all-time interception leader with 14 over his four active campaigns. He went to the school as a wishbone quarterback but was moved to the secondary as a redshirt freshman. Atwater closed out his college career with an appearance in the Senior Bowl, a game in which he had two interceptions.

PERSONAL: Steve and his wife Letha reside in the Denver suburb of Aurora. A native of Chicago, Ill., he was all-conference and league MVP as a wishbone quarterback at Lutheran North HS in St. Louis Mo., where he was named the school's top scholar-athlete. Steve lettered three times in football, once each in baseball and track, and four times in basketball, garnering all-league, all-district, and all-America honors in that sport. He was selected to play in the McDonald's All-Star Classic, but missed the contest due to the chicken pox. He enjoys playing and training with his dog, as well as playing pool, fishing, basketball, and bowling. Steve is involved with

the Shiloh House and had several speaking engagements across the country during the offseason. Steve's cousin Mark Ingram is a wide receiver for the New York Giants.

Professional Record

INTERCEPTIONS										
Year	Club	Games	Starts	Tackles	Assists	Total	No.	Yds.	Avg.	TD
1989	Denver ...	16	16	86	43	129	3	34	11.3	0
1990	Denver ...	15	15	112	61	173	2	32	16.0	0
TOTALS ..		31	31	198	104	302	5	66	13.2	0

ADDITIONAL STATISTICS: Recovered one fumble, 1989.
QUARTERBACK SACKS: 1990 (1).

No. 64 SCOTT TRAVIS BEAVERS *Guard*



Birthdate—February 17, 1967
Birthplace—Atlanta, Ga.
Residence—Fairburn, Ga.
How Acquired—FA, 1990
College—Georgia Tech
High School—Campbell HS,
 Fairburn, Ga.
Height—6-4
Weight—277
Pro Year—2nd
Year with Broncos—2nd

Scott Beavers is expected to compete for more playing time on the Broncos' offensive line in 1991. He played in the final two games of the 1990 campaign with Denver last year, coming to the team as a rookie free agent. He was on the Broncos' inactive list for each of the first six games before being waived on Oct. 17. Beavers re-signed with Denver two weeks later and spent three weeks as a member of the practice squad. He was waived and subsequently signed by Washington, but was released two weeks later. The Broncos re-signed him on Dec. 19.

COLLEGE: Beavers won the Mar Thorpe Courage Award as a senior at Georgia Tech, where he played from 1986-89. He majored in management.

PERSONAL: Scott is single and resides in Fairburn, Ga., where he attended Campbell HS. The Atlanta, Ga., native lettered four times in basketball and twice each in football and track as a prepster.

Professional Record

GAMES PLAYED: 1990 (2).

No. 32 MELVIN TORRENCE (Mel) BRATTON *Running Back*



Birthdate—February 12, 1965
Birthplace—Miami, Fla.
Residence—Kendell, Fla.
How Acquired—Draft #7, 1989
College—Miami (Fla.)
High School—Northwestern HS,
 Miami, Fla.
Height—6-1
Weight—225
Pro Year—3rd
Year with Broncos—3rd

Mel Bratton tied for third on the team with a career-high 29 receptions in 1991, while also setting personal bests in reception yardage (276) and average per catch (9.5). He gained 82 yards on 27 carries and scored three of his four touchdowns on the ground. Bratton, who played in every game last year and posted three starts, was Denver's special teams leader in knockdown blocks with 10. Against Detroit (11/22) he caught seven passes for 43 yards and scored on two one-yard runs. He gained 78 yards by reception vs. San Diego (12/16), including one catch-and-run of 63 yards. Bratton closed out the season with the top rushing performance of his career, gaining 27 yards on seven carries. He had an impressive rookie season with Denver in 1989, moving into the starting fullback position in week 14 of the campaign. He rushed 30 times for 108 yards and a score in the regular season, and caught 10 passes for 69 yards and three touchdowns, including one on a 17-yard pass from Bobby Humphrey at Phoenix (12/16). He had eight knockdown blocks on special teams. In postseason play Bratton rushed five times for seven yards and scored two touchdowns vs. Pittsburgh (1/7). He also had two receptions for 21 yards. Denver's sixth-round pick in the 1989 draft, Bratton was originally drafted in the sixth round of the 1988 draft by Miami. He did not sign with the Dolphins and subsequently entered the 1989 draft.

COLLEGE: Bratton was a two-year starter and four-year letterman at the University of Miami (Fla.) from 1984-87. He finished his college career with 1,417 yards on 319 carries and was the Hurricanes' all-time leading touchdown score with 32. He suffered torn ligaments and cartilage in his left knee in the 1988 Orange Bowl and following surgery, he spent over a year rehabilitating the injury.

PERSONAL: Mel is single and resides in the offseason in Kendell, Fla. A native of Miami, Fla., he attended Northwestern HS there, lettering three times in football and four times in track. He earned several football All-America honors as a senior after rushing for 896 yards on 96 carries. His track accomplishments include capturing two state titles in high hurdles and setting a state record in the triple jump (49'5"). Mel has a degree in business management from Miami, with a minor in drama. He has plans for a career in stage or comedy after his football career. He has taken an active role in the "Say No To Drugs" program and has worked with associations battling muscular dystrophy and sickle cell anemia. Mel lists acting, dancing, and listening to music as hobbies.

Professional Record

Year	Club	Games	RUSHING					RECEIVING			
			Starts	Att.	Yds.	Avg.	TD	No.	Yds.	Avg.	TD
1989—Denver	...	16	3	30	108	3.6	1	10	69	6.9	3
1990—Denver	...	16	3	27	82	3.0	3	29	276	9.5	1
TOTALS	32	6	57	190	3.3	4	39	345	8.8	4

SINGLE GAME HIGHS (Postseason in parenthesis)

Most rushing attempts — 7 vs. Green Bay, 12/30/90 (4 vs. Pittsburgh, 1/7/90). **Most rushing yards** — 27 vs. Green Bay, 12/30/90 (4 vs. Cleveland, 1/14/90). **Longest runs** — 10 vs. Green Bay, 12/30/90 (4 vs. Cleveland, 1/14/90). **Most rushing TDs** — 2 at Detroit, 11/22/90 (2 vs. Pittsburgh, 1/7/90). **Most receptions** — 7 at Detroit, 11/22/90 (1 - two games). **Most reception yards** — 78 vs. San Diego, 12/16/90 (14 vs. San Francisco, 1/28/90). **Longest receptions** — 63 from Elway vs. San Diego, 12/16/90 (14 from Elway vs. San Francisco, 1/28/90).

ADDITIONAL STATISTICS: Fumbled three times, recovered three fumbles, 1990.

No. 34 TYRONE SCOTT BRAXTON *Safety*



Birthdate—December 17, 1964
Birthplace—Madison, Wis.
Residence—Madison, Wis.
How Acquired—Draft #12, 1987
College—North Dakota State
High School—James Madison
 Memorial HS, Madison, Wis.
Height—5-11
Weight—185
Pro Year—5th
Year with Broncos—5th

Tyrone Braxton will be coming back in 1991 from a knee injury that caused him to miss the majority of last year's campaign. He tore the medial collateral ligament in his right knee in the third game of the season, vs. Seattle (9/23), and underwent surgery to repair the injury. Denver's starting left cornerback, Braxton registered 17 total tackles, an interception, and two passes defended before being hurt. Braxton had a tremendous season in 1989, playing cornerback for the first time in his career. He started every game for the Broncos and ranked sixth in the AFC with a team-leading six interceptions, while also pacing Denver's defense with 14 passes defended. In regular season play Braxton posted 77 first hits, 34 assists, two forced fumbles, and two fumble recoveries. He helped set the tone for the Broncos' defensive resurgence that season when on opening day vs. Kansas City (9/10) he intercepted a pass on the Chiefs' first play from scrimmage and returned it for 34 and a touchdown. Braxton set up a Denver touchdown with a 35-yard fumble return against Washington (11/20), and racked up 12 tackles and an interception at Seattle (10/22). He had a good season in 1988 as one of the leaders on Denver's special teams and as a reserve defensive back. Braxton closed out that campaign with 39 total tackles, five passes defended, two interceptions, a fumble recovery, and a quarterback sack. In 1987 he played in the final two regular season games and all three postseason contests, spending the first 13 weeks of the season on injured reserve with a shoulder injury suffered in the preseason. Primarily a special teams player in the regular season, he posted three first hits and two assists in the postseason, and was named Denver's special teams most valuable player for his performance in the divisional playoff game vs. Houston (1/10). He was Denver's 12th-round draft pick in 1987, the second to last player taken.

COLLEGE: Braxton was a defensive back and punt return specialist at North Dakota State, earning all-conference honors as a senior after posting 128 tackles, an interception, and two fumble recoveries. As a junior he led the conference with five interceptions and a punt return average of 15.0, earning him second-team all-confer-

ence honors. Braxton was a member of the North Central Conference champion outdoor 400-meter relay squad that competed in the national championship.

PERSONAL: Tyrone is single and resides in Madison, Wis. A native of Madison, he attended James Madison Memorial HS there, and was named all-conference in football as a senior. He lettered twice each in football and basketball and once in track. Tyrone majored in physical education and enjoys fishing in his spare time. In the past he has had a job as a gravedigger. Tyrone is a relative of the late Jim Braxton, who was an offensive lineman for the Buffalo Bills.

Professional Record

Year	Club	Games	Starts	TACKLES			INTERCEPTIONS						
				Tackles	Assists	Total	Sacks	No.	Yds.	Avg.	TD		
1987	Denver	2	0	0	0	0	0.0	0	0	0.0	0		
1988	Denver	16	0	28	11	39	1.0	2	6	3.0	0		
1989	Denver	16	16	77	34	111	0.0	6	103	17.2	1		
1990	Denver	3	2	11	6	17	0.0	1	10	10.0	0		
TOTALS		37	18	116	51	167	1.0	9	119	13.2	1		

No. 56 MICHAEL BROOKS

Linebacker



Birthdate—March 2, 1964
Birthplace—Ruston, La.
Residence—Ruston, La.
How Acquired—Draft #3, 1987
College—Louisiana State
High School—Ruston HS, Ruston, La.
Height—6-1
Weight—235
Pro Year—5th
Year with Broncos—5th

Michael Brooks led the Broncos in 1990 with 175 total tackles, including 102 tackles and 73 assists. He had four of Denver's top 10 single game tackle totals, with a high of 20 vs. Seattle (9/23) that was the Broncos' top mark last year, and 18 at Minnesota (11/4). Brooks also posted two sacks, two passes defended, and two forced fumbles. He has now started the last 36 regular season games, which stands as the third longest active streak on the team, and is fourth on the team with 60 straight games played. Brooks started every game for Denver in 1989, his first campaign as a fulltime starter at the left outside spot. In regular season play he had 66 first hits, 57 assists, two passes defended, two fumble recoveries, a forced fumble, and a quarterback sack. Brooks had a big game vs. Philadelphia (10/29) with nine first hits and seven assists, a total of 16 tackles that was the high for Bronco defenders in 1989. At Buffalo (9/18), he tackled Jamie Muller in the endzone for a safety. He entered Denver's starting lineup late in the 1988 campaign, starting the final four games at the right outside linebacker spot. At linebacker he had 39 first hits, 10 assists, a pass defended, and a fumble recovery that year, and on special teams he tied for the team lead with 10 knock-down blocks. In 1987 Brooks played primarily on special teams but saw increased action at linebacker in the latter part of the season. Brooks had a 16-yard sack in his only play from scrimmage in the season opener vs. Seattle (9/13) and finished the regular season with five first hits, three assists, and a fumble recovery. He recorded five first hits in the postseason. Brooks came to Denver as the team's third-round draft choice and successfully rehabilitated a knee injury suffered in his senior season at college.

COLLEGE: Brooks was regarded by many as one of the premier linebackers in the country while at Louisiana State, earning numer-

ous honors. A Playboy and Sporting News preseason All-America selection in 1986, he suffered a season-ending knee injury in the third game of the campaign, and after surgery he sat out the rest of the season. As a junior he earned numerous first team All-American honors and finished third in the voting for the Butkus Award, given annually to the nation's top linebacker. Brooks moved into the Tigers' starting lineup in the fourth game of his freshman season.

PERSONAL: Michael is single and resides in his hometown of Ruston, La., where he played only two years of football at Ruston HS, but was selected each season as Quad-A all-state and All-South by the Orlando (Fla.) Sentinel. He is the youngest of 13 children.

Professional Record

Year	Club	Games	Starts	TACKLES			Total	Sacks
				Tackles	Assists			
1987	Denver	12	0	5	3		8	1.0
1988	Denver	16	4	39	10		49	0.0
1989	Denver	16	16	66	57		123	1.0
1990	Denver	16	16	102	73		175	2.0
TOTALS		60	36	212	143		355	4.0

ADDITIONAL STATISTICS: Recovered one fumble, 1987; recovered one fumble, 1988; recovered two fumbles and recorded a safety, 1989.

No. 92 ALPHONSO CARREKER

Defensive End



Birthdate—May 25, 1962
Birthplace—Columbus, Ohio
Residence—Marietta, Ga.
How Acquired—Plan B, 1989
College—Florida State
High School—Marion Franklin HS, Columbus, Ohio
Height—6-6
Weight—272
Pro Year—7th
Year with Broncos—2nd

Alphonso Carreker sat out the entire 1990 season after suffering a torn anterior cruciate ligament in the preseason finale against Phoenix (8/31). One of the leaders on Denver's defensive line, Carreker is expected to be fully rehabilitated by the opening of training camp. He turned in a strong performance for the Broncos in 1989, starting every game at the left defensive end spot. Along with five and one-half quarterback sacks, he posted 36 first hits, 29 assists, three forced fumbles, and a pass defended during the regular season. At Kansas City (11/12), Carreker sacked Chief quarterback Steve Pelluer, who fumbled, and Denver's Greg Kragen returned the ball for a touchdown. Carreker had five tackles, one and one-half sacks, a pass defended, and a forced fumble, vs. the New York Giants (12/10). He came to the Broncos in March 1989 under the terms of the NFL's Plan B free agency system. He played with Green Bay from 1984-88 and has totaled 19.5 career quarterback sacks. He was the Packers' first round pick and the 12th player taken overall in the 1984 draft. He played in 14 games as a rookie, starting four times, and registered 32 tackles and four sacks en route to consensus NFL All-Rookie honors. Carreker started 14 games in 1985 and was named NFC Defensive Player of the Week for his performance against Tampa Bay, when he posted four sacks during a 13-inch snowstorm. He set a career high that season with eight quarterback sacks. Carreker started every game in 1986 and

1987 and in 1988 Carreker played in 14 games, starting 11, but was hampered throughout the season by a knee injury.

COLLEGE: Carreker was a three-year starter on the defensive line at Florida State, where he was known as the "Secretary of Defense." He led the Seminoles in sacks in 1982 and 1983 and was selected to play in the East-West Shrine Game and the Japan Bowl following his senior season.

PERSONAL: Alphonso and his wife Kimberly have a son, Alphonso Cameron II (8/15/88), and a daughter, Skylar Estelle (6/30/90), and the family makes its home in Marietta, Ga. A native of Columbus, Ohio, Alphonso attended Marion Franklin HS there and was an all-state selection in both football and basketball. He has a degree in criminology and enjoys basketball, bike riding, fishing, going to the movies, and music.

Professional Record

TACKLES

Year	Club	Games	Starts	Tackles	Assists	Total	Sacks
1984	—Green Bay	14	4	32	10	42	4.0
1985	—Green Bay	16	14	15	16	31	8.0
1986	—Green Bay	16	16	32	10	42	3.5
1987	—Green Bay	12	12	23	6	29	4.0
1988	—Green Bay	14	11	31	11	42	0.0
1989	—Denver	16	16	36	29	65	5.5
1990	—Denver	0	0			Injured reserve	
TOTALS		88	73	169	82	251	25.0

ADDITIONAL STATISTICS: Recovered two fumbles, 1986; intercepted one pass for six yards, 1987; recovered one fumble, 1988.

No. 20 KEVIN RANDALL CLARK

Cornerback



Birthdate—June 8, 1964
Birthplace—Sacramento, Calif.
Residence—Aurora, Colo.
How Acquired—FA, 1990
College—San Jose State
High School—McClatchy HS, Sacramento, Calif.
Height—5-10
Weight—185
Pro Year—4th
Year with Broncos—4th

Kevin Clark rejoined the Broncos as a free agent midway through the 1990 season and ended up leading the NFL with a kickoff return average of 25.3 on 20 returns. He ranked sixth in the AFC with an average of 7.6 yards on 21 punt returns, and also posted nine tackles as a reserve defensive back. Clark played in 12 games with British Columbia and Edmonton of the Canadian Football League before signing with Denver on Oct. 17. In his first game, at Indianapolis (10/21) he returned four punts for 46 yards, with one of 32 yards, and averaged 21.8 yards on four kickoff returns. The next game he had a 63-yard kickoff return at Minnesota (11/4) and followed that up with a 75-yard return of a kickoff at San Diego (11/11). Clark was inactive for two games last year due to knee and ankle injuries. He originally signed as a free agent with Denver in 1987, but was waived prior to the regular season. He was re-signed in September and went on to play in 11 games, leading the team with a 12.9 average on 18 punt returns. Clark set up the winning touchdown with an interception against Chicago (11/18) and gained 144 yards on six punt returns in

the regular season finale vs. San Diego (12/24), including a return of 71 yards for a score. He played in the first three games of the 1988 campaign with Denver before being waived. Clark signed with Dallas for their 1989 campaign, but he did not make the final roster.

COLLEGE: Clark was a first-team All-PCAA and All-West Coast selection, as well as team defensive MVP as a senior at San Jose State. He closed out his career with an appearance in the Japan Bowl. As a junior Clark was honored as the Spartans' team MVP. He majored in business management.

PERSONAL: Kevin is single and makes his offseason home in the Denver suburb of Aurora. He spent much of his 1991 offseason as the defensive backs coach and assistant player personnel director for the WLAFF Frankfurt Galaxy, under his former college coach Jack Elway. Clark was an outstanding prep athlete at McClatchy HS in his native Sacramento, Calif., earning four letters each in football, basketball, and baseball, and one in track. He enjoys fishing and golfing in his spare time.

Professional Record

		TACKLES					INTERCEPTIONS				
Year	Club	Games	Starts	Tackles	Assists	Total	No.	Yds.	Avg.	TD	
1987	—Denver ...	11	3	15	13	28	3	105	35.0	0	
1988	—Denver ...	3	0	0	0	0	0	0	0.0	0	
1990	—Denver ...	8	0	6	3	9	0	0	0.0	0	
TOTALS..		22	3	21	16	37	3	105	35.0	0	

		PUNT RETURNS				KICKOFF RETURNS			
Year	Club	No.	Yds.	Avg.	TD	No.	Yds.	Avg.	TD
1987	—Denver	18	233	12.9	1	2	33	16.5	0
1988	—Denver	13	115	8.8	0	0	0	0.0	0
1989	—Denver	21	159	7.6	0	20	505	25.3	0
TOTALS.....		52	507	9.8	1	22	538	24.5	0

SINGLE GAME HIGHS

(Postseason in parenthesis)

Most punt returns—6 vs. San Diego, 12/27/87 (2 - two games). **Most yards, punt returns**—144 vs. San Diego, 12/27/87 (18 vs. Washington, 1/31/88). **Longest punt return**—71 ft. vs. San Diego, 12/27/87 (12 vs. Houston, 1/10/88). **Most kickoff returns**—4 - two games. **Most yards, kickoff returns**—135 at Minnesota, 11/4/90. **Longest kickoff return**—75 at San Diego, 11/11/90.

No. 26 KIP ALAN CORRINGTON

Safety



Birthdate—April 12, 1965
Birthplace—Ames, Iowa
Residence—Denver, Colo.
How Acquired—Trade with Detroit, 1988
College—Texas A&M
High School—A&M Consolidated HS, College Station, Tex.
Height—6-0
Weight—187
Pro Year—3rd
Year with Broncos—3rd

Kip Corrington saw the most extensive playing time of his career in 1990. He played in every game and made his first career start, vs. Seattle (9/23), a game in which he had 11 total tackles and a fumble recovery. As Denver's reserve free safety, Corrington netted 23 tackles, 20 assists, five passes defended, a fumble recovery, and a forced fumble. He also led the Broncos' special teams with 18 total tackles. In 1989 he tied for second on the team with 13 special teams

tackles, and on defense he had 17 first hits, nine assists, five passes defended, and a forced fumble. Corrington had his first interception as a pro against San Diego (10/8), thwarting the Chargers' final comeback bid. He also set up a Denver field goal with an interception in the fourth quarter of the AFC Championship Game vs. Cleveland (1/14). Corrington suffered knee and shoulder injuries in the 1988 preseason and spent the entire campaign on injured reserve. He was Detroit's first pick in the ninth round of that year's draft, but did not sign with the Lions and was subsequently traded to Denver.

COLLEGE: Corrington received numerous honors during his five years at Texas A&M, including many Academic accolades. A three-time GTE Academic All-America selection with a 3.97 grade point average, Corrington was selected for National Football Foundation and Hall of Fame honors, ranking number one in his class at the College of Liberal Arts. As a senior he was a third-team All-American (AP) and a first-team All-Southwest Conference pick (AP, Houston Post). His 1987 honors also included first-team GTE Academic All-American, GTE Academic Player of the Year, and an Anson Mount Scholar Athlete award. In 1986 Corrington earned first-team All-SWC, honorable mention All-America, and first team Academic All-SWC and GTE/CoSIDA All-America honors. As a sophomore he was first-team Academic All-America and ranked second in the conference with five interceptions. He was a reserve free safety in 1984 after a redshirt freshman campaign.

PERSONAL: Kip and his wife Pam have two daughters, Calyste (1/14/89) and Kendal (5/1/91), and the family makes its offseason home in Denver. A native of Ames, Iowa, Kip was all-district in football, basketball, and track at A&M Consolidated HS in College Station, Tex., and he earned four prep letters in each sport. As a senior he was credited with 76 tackles and made Texas Football's Top 95 list. Kip has a degree in philosophy from Texas A&M.

Professional Record

Professional Record							INTERCEPTIONS				
Year	Club	Games	TACKLES				No.	Yds.	Avg.	TD	
			Starts	Tackles	Assists	Total					
1988	Denver ...	0	0	Injured Reserve				1	8	8.0	0
1989	Denver ...	16	0	17	9	26	0	0	0.0	0	
1990	Denver ...	16	1	23	20	43	0	0	0.0	0	
TOTALS ..		32	1	40	29	69	1	8	8.0	0	

ADDITIONAL STATISTICS: Recovered one fumble, 1990.

No. 58 ALSTON SCOTT (Scott) CURTIS Linebacker



Birthdate—December 26, 1964
Birthplace—Burlington, Vt.
Residence—Dover, N.H.
How Acquired—Plan B, 1989
College—New Hampshire
High School—Lynnfield HS, Lynnfield, Mass.
Height—6-1
Weight—230
Pro Year—4th
Year with Broncos—3rd

Scott Curtis played in the first nine games of the 1990 season before suffering a knee injury and spending the rest of the year on injured reserve. He closed out the season with 14 tackles and 10 assists as a reserve linebacker, and had eight tackles and two knockdown blocks on special teams. Curtis made his first career start at Indianapolis (10/21) and had eight tackles in the game. In

1989 Curtis led the Broncos' special teams unit with 16 tackles in addition to posting five assists and four knock-down blocks. Curtis saw increased action at linebacker in the latter stages of the regular season, and closed out the campaign with 12 first hits and 11 assists. Curtis was the first player in 1989 to sign with the Broncos under the terms of the NFL's Plan B system, coming to Denver from Philadelphia. He played primarily on special teams in 1988 with Philadelphia, joining the Eagles as a rookie free agent. Bronco coaches are impressed with Curtis's speed and strength.

COLLEGE: Curtis earned second-team All-East Coast Athletic Conference honors and his team's Unsung Hero Award at the University of New Hampshire. He was a four-year letterman and a starter in his final three seasons, leading the Wildcat defense in tackles in both his junior and senior campaigns.

PERSONAL: Scott is single and makes his offseason home in Highlands Ranch, Colo. Born in Burlington, Vt., he was raised in Lynnfield, Mass., and attended Lynnfield HS. A communications major in college, Scott enjoys fishing and skiing.

Professional Record

Year	Club	Games	Starts	TACKLES		Assists	Total
				Tackles			
1988	Philadelphia	16	0	0		0	0
1989	Denver	16	0	12		11	23
1990	Denver	9	1	14		10	24
TOTALS		41	1	26		21	47

No. 62 JEFFREY JOHN (Jeff) DAVIDSON

Guard



Birthdate—October 3, 1967
Birthplace—Akron, Ohio
Residence—Denver, Colo.
How Acquired—Draft #5a, 1990
College—Ohio State
High School—Westerville North HS, Westerville, Ohio
Height—6-5
Weight—309
Pro Year—2nd
Year with Broncos—2nd

Jeff Davidson is expected to compete for more playing time on Denver's offensive line in 1991. After joining the Broncos as the team's first pick in the fifth round last year, he went on to play in 12 games and was on Denver's inactive list four times. Bronco coaches are impressed with Davidson's grasp of Denver's offensive system and his ability to make on-field adjustments.

COLLEGE: Davidson overcame a rash of injuries early in his college career to establish himself as one of the leading linemen in the Midwest. He earned All-Big Ten and honorable mention All-America honors as a senior at Ohio State. A four-time letter winner, Davidson was a team captain, and closed out his Buckeye career with an appearance in the East-West Shrine Game. He majored in mechanical engineering at Ohio State, where he earned several academic honors.

PERSONAL: Jeff and his wife Judy reside in Denver. A native of Akron, Ohio, he was a two-time All-Ohio offensive tackle at Westerville (Ohio) North HS, earning Parade Magazine All-American honors. He lettered three times in football, four times in track, and once in baseball. Jeff's father, Jim, was an Ohio State All-American in 1964 and a first round draft choice of the Buffalo Bills in 1965,

while his brother, Jim Jr., also played football at Ohio State in 1985. Jeff's hobbies include skiing, weightlifting, and photography.

Professional Record

GAMES PLAYED: 1990 (12).

No. 55 RICK STEVEN DENNISON

Linebacker



Birthdate—June 22, 1958
Birthplace—Kalispel, Mont.
Residence—Nashua, N.H.
How Acquired—FA, 1982
College—Colorado State
High School—Rocky Mountain HS, Fort Collins, Colo.
Height—6-3
Weight—220
Pro Year—10th
Year with Broncos—10th

Rick Dennison is entering his 10th season with Denver in 1991 and is second among all active Broncos in career games played with 128. He played in 13 games last season, primarily on special teams, where he netted 12 total tackles and three knockdown blocks. Dennison posted seven tackles and a sack in play at linebacker. He was waived on Sept. 3 last year but subsequently re-signed with the team on Sept. 25 and played in the week four game at Buffalo (9/30). In 1990 Dennison played in 15 regular season games and started 11 times, alternating starts with Marc Munford in the second half of the campaign. In regular season play Dennison registered 45 first hits, a team-high 61 assists, two forced fumbles, one and one-half sacks, an interception, and a fumble recovery. He was Denver's 1989 nominee for the Ed Block Memorial Award For Courage. Dennison started every game for Denver in 1988, nine at the left inside spot and seven at right inside linebacker, subbing for the injured Karl Mecklenburg. Additionally, he remained one of the Broncos top special teams players. Dennison finished second on the team in total tackles with 133, with 86 first hits and 47 assists. He led the team with three opponent fumble recoveries and also forced a fumble, broke up two passes, had an interception, and shared a quarterback sack. Dennison posted nine or more tackles in six games, including 14 at New Orleans (11/20) and 13 at Indianapolis (10/31). He was named Denver's special teams MVP for his performance vs. Atlanta (10/16). He continued his fine play as a reserve linebacker and on special teams in 1987. He was named Denver's defensive MVP in the divisional playoff game against Houston (1/10) after registering a team-leading eight first hits, two assists, and a quarterback harassment. Dennison closed out regular season play with 22 first hits, eight assists, two passes defended, a forced fumble, and the second interception of his career. Dennison proved again to be a valuable member of the Broncos' special teams, leading that unit with 12 knock-down blocks. Dennison recorded his first interception as a pro in 1986 against the Raiders in Los Angeles (11/2), halting the final Raider drive. That year Dennison posted 30 total tackles, a sack, a forced fumble, and a pass defended, and he started twice during the campaign. He led Denver's special teams unit with 11 tackles and also had 8½ knock-down blocks. He started seven games in 1985 and also saw considerable playing time as a reserve linebacker over the latter portion of the campaign. He posted 25 tackles and was credited with a forced fumble that year. Dennison suffered a sprained ankle against Miami (9/29) and missed the next game, the first time in his professional career that he failed to

appear in a game. He had an excellent season in 1984, recording 164 tackles and three sacks in his first season as a full-time starter at the left inside linebacker spot. Dennison has been cited by Denver coaches for his excellent qualities of intelligence and leadership, as well as for his ability to play all four linebacker positions. Dennison had a free agent tryout with the Buffalo Bills in 1980 and with Denver the following year, finally joining the Broncos after the Bills again cut him just prior to the start of 1982 regular season play.

COLLEGE: Rick was a second team Academic All-American at Colorado State University, where he played tight end for the Rams from 1976-79, graduating with a degree in civil engineering. He earned three letters at CSU.

PERSONAL: Rick and his wife Debbie have two sons, Joseph (4/15/87) and Steven (3/5/89), and the family makes its home in Louisville, Colo. Rick works during the offseason at Martin Marietta Co. in south Denver. Rick is a native of Kalispel, Mont., and graduated from Rocky Mountain HS in Fort Collins, Colo., where he lettered twice each in football, basketball, and baseball. He received a master's degree in civil engineering in the spring of 1982, specializing in fluid mechanics. Rick likes fishing and music.

Professional Record

TACKLES

Year Club	Games	Starts	Tackles	Assists	Total	Sacks
1982—Denver	9	0	0	0	0	0.0
1983—Denver	16	1	9	10	19	0.0
1984—Denver	16	15	104	60	164	3.0
1985—Denver	15	7	22	3	25	0.0
1986—Denver	16	2	21	9	30	1.0
1987—Denver	12	0	22	8	30	0.0
1988—Denver	16	16	86	47	133	0.5
1989—Denver	15	11	45	61	106	1.5
1990—Denver	13	0	7	0	7	1.0
TOTALS	128	52	316	198	514	7.0

INTERCEPTIONS

Year Club	No.	Yds.	Avg.	TD
1982—Denver	0	0	0.0	0
1983—Denver	0	0	0.0	0
1984—Denver	0	0	0.0	0
1985—Denver	0	0	0.0	0
1986—Denver	1	5	5.0	0
1987—Denver	1	10	10.0	0
1988—Denver	1	29	29.0	0
1989—Denver	1	1	1.0	0
1990—Denver	0	0	0.0	0
TOTALS	4	45	11.3	0

ADDITIONAL STATISTICS: Returned two kickoffs for 27 yards, 1984; forced one fumble, 1986; forced one fumble, 1987; recovered three fumbles and forced one fumble, 1988; forced two fumbles, recovered one fumble, 1989.

No. 29 CHARLES LOUIS DIMRY

Cornerback



Birthdate—January 31, 1966
Birthplace—San Diego, Calif.
Residence—Littleton, Colo.
How Acquired—Plan B, 1991
College—Nevada-Las Vegas
High School—Oceanside HS,
 Oceanside, Calif.
Height—6-0
Weight—175
Pro Year—4th
Year with Broncos—1st

Charles Dimry signed with Denver as a Plan B free agent in March 1991. He played three seasons with Atlanta after joining the team as a fifth-round draft choice in 1988. In 1990 he started 12 of 16 games played and recorded career highs in interceptions (five) and tackles (55), with 12 passes defended. His three-year totals show 48 games played, 17 starts, 106 tackles, five interceptions, and 32 passes defended.

COLLEGE: Dimry earned a spot in the starting lineup as a sophomore at the University of Nevada-Las Vegas, although injuries as a junior and senior slowed his final two seasons. In 31 games he intercepted three passes, one for a touchdown, made 101 tackles, deflected 19 passes, and had a pair of sacks.

PERSONAL: Charles is single and makes his home in Littleton, Colo. A native of San Diego, Calif., he graduated from Oceanside (Calif.) HS, and was chosen to play in the California Bowl, an all-star game with the state's top prep football players. Charles traveled to Europe as a sixth-grade soccer player to compete internationally. His father was a member of a 440-relay team that set a San Diego city record.

Professional Record

Year	Club	Games	TACKLES				INTERCEPTIONS			
			Starts	Tackles	Assists	Total	No.	Yds.	Avg.	TD
1988	Atlanta ...	16	1	15	5	20	0	0	0.0	0
1989	Atlanta ...	16	4	26	5	31	2	72	36.0	0
1990	Atlanta ...	16	12	41	14	55	3	16	5.3	0
TOTALS...		48	17	82	24	106	5	88	17.6	0

No. 7 JOHN ALBERT ELWAY

Quarterback



Birthdate—June 28, 1960
Birthplace—Port Angeles, Wash.
Residence—Englewood, Colo.
How Acquired—Trade with Baltimore,
 1983
College—Stanford
High School—Granada Hills HS,
 Los Angeles, Calif.
Height—6-3
Weight—215
Pro Year—9th
Year with Broncos—9th

John Elway in 1991 is on the verge of reaching 25,000 yards passing and 2,000 yards rushing, and he is just 3,346 total yards from reaching the 30,000-yard plateau. He has career figures of 24,721 yards passing and 1,933 yards rushing for a combined total

of 26,654 yards. Elway is the only player in NFL history to pass for over 3,000 yards and rush for over 200 yards in six consecutive seasons, leading Philadelphia's Randall Cunningham and former Seattle quarterback Jim Zorn, who both had three such seasons. He holds or is tied for 17 Bronco records including most touchdown passes (135), highest average gain per rush (4.77), and lowest interception percentage (.036). His rushing total of 1,933 yards is sixth in team history and 11th among all-time NFL quarterbacks.

Elway now has a 75-48-1 (.609) overall record as a starting quarterback, but can claim a 71-42-1 (.627) record, including playoffs, since becoming the Broncos permanent starter in the first game of 1984. In the last seven seasons (1984-90) Elway is third among NFL starters in regular season wins (65), behind Joe Montana (73) and Phil Simms (67). He has started 97 of the last 99 regular season games for Denver and in that period has been 38-12 (.760) at home and 19-27-1 (.415) on the road.

1990: Elway completed 294 of 502 passes in 1990, (a .586 completion percentage that stands as the highest of his career), for 3,526 yards, 15 touchdowns, and 14 interceptions. He gained 258 yards on 50 rushing attempts and scored three touchdowns on the ground. Elway turned in several gutsy performances last season, and played some of his best games in the midst of Denver's six-game losing streak, including a 328-yard, two-TD performance at Kansas City (12/9). That performance was his 17th career 300-yard game and the 27th time in which he totaled over 300 yards of total offense. Denver is 18-8-1 in those games. Elway had three of his top six career completion percentages in 1990, with a high of .800 at Minnesota (11/4), and also tied his personal single game completion mark with 30 vs. Seattle (9/23). Elway and wide receiver Vance Johnson combined on Denver's most memorable play of the season when on fourth and 10 against Kansas City (9/17) they connected on a 49-yard pass that set up a last second game-winning field goal attempt. He also set a new regular season rushing high with a mark of 52 yards against the Raiders (12/2).

1989: Elway in 1989 led Denver to its third AFC Championship in four years. He completed 223 of 416 passes for 3,051 yards, with 18 touchdowns and 18 interceptions, and he rushed for 244 yards on 48 carries, scoring three times. Elway had one 300-yard passing game in the regular season, passing for 344 yards and two TDs in the Broncos' overtime win at Seattle (10/22). He led Denver to a 38-0 halftime lead against the Seahawks (11/26) after passing for 217 yards and four TDs. In the divisional playoff game vs. Pittsburgh (1/7/90) Elway completed 12 of 20 passes for 239 yards, including completions of 51 and 37 yards, and rushed for 44 yards, with one run of 32 yards. He had one of the best performances of his career in the AFC Championship Game against Cleveland (1/14), totaling over 300 yards of total offense for the third time in a conference title game. He completed 20 of 36 passes for 385 yards and three TDs. Elway combined with Michael Young on a 70-yard scoring play, completed a 43-yard pass to Steve Sewell, threw a 39-yard TD pass to Sammy Winder, and gained 25 of his 39 rushing yards on one play. In Super Bowl XXIV (1/28) he completed 10 of 26 passes for 108 yards and scored Denver's only TD of the game on a three-yard run.

1988: In 1988 Elway threw for 3,309 yards and rushed for 234 yards despite being bothered for most of the season by several nagging injuries. He was voted by teammates as Denver's most valuable offensive player for the fourth straight year, sharing the award with running back Sammy Winder, following a campaign in which he completed 274 of 496 passes, with 17 touchdowns and 19 interceptions. He had his only 300-yard passing game of the season against the Raiders (12/4) with 324 yards and two touchdowns.

1987: Elway was named the NFL's Most Valuable Player (AP) and the AFC's starting quarterback in the Pro Bowl after turning in a tremendous season in 1987, a year in which he became the first AFC signalcaller since Terry Bradshaw (1978-79) to lead his team to

consecutive conference crowns. Elway was named All-NFL (The Sporting News, NEA, AP-second team) and All-AFC (UPI, Pro Football Weekly, The Football News), in addition to being tabbed as the AFC MVP (NFLPA), AFC Player of the Year (The Football News), AFC Offensive Player of the Year (UPI, Kansas City 101 Club), and Colorado Pro Athlete of the Year (Colorado Sports Hall of Fame). He was dynamic in the AFC Championship Game against the Browns, completing 14 of the 26 passes for 281 yards and three TDs, while also rushing 11 times for 36 yards. In Super Bowl XXII he completed 14 of 38 passes for 257 yards, ran for 32 yards on three carries, and became the first quarterback in Super Bowl history to catch a pass, a 23-yarder from Steve Sewell. Elway's 56-yard scoring strike to Ricky Nattiel on Denver's first play from scrimmage provided the earliest TD in Super Bowl history (elapsed time of 1:57). He was voted the Broncos' offensive MVP for a regular season performance in which he completed 224 of 410 passes for 3,198 yards, an average of 267 yards per game, with 19 TD passes. Elway had four 300-yard passing games that year, a team record. He led all AFC quarterbacks in rushing for the fourth straight season was second on the team with a career-high 304 yards, scoring four times.

1986: Elway led the Broncos to their first AFC Championship in nine seasons in 1986, while earning his first Pro Bowl berth. He was honored with the Seattle Gold Helmet Award (Professional Football Player of the Year) and received the King of the Hill award from the Colorado Sports Hall of Fame, in addition to being named honorable mention All-NFL (AP) and All-AFC (UPI-second team). Along with his 18 TD passes that year, Elway also scored on an 11-yard run and a 23-yard pass reception from Steve Sewell that is the longest TD catch by a full-time starting QB in NFL history. His best statistical game of the season came against the Giants (11/23) when he passed for 336 yards and led the team with 51 yards rushing. Elway directed one of the greatest drives in NFL postseason history in pacing Denver to a 23-20 overtime win over Cleveland for the AFC title. He completed 22 of 38 passes for 244 yards and a TD, that coming on a five-yard strike to Mark Jackson that capped a 15-play, 98-yard drive that tied the game at the end of regulation. In overtime Elway drove the team 60 yards in nine plays to the winning field goal. In Super Bowl XXI Elway completed 22 of 37 passes for 304 yards and one TD, also scoring on a four-yard run.

1985: Elway took some spectacular steps forward in 1985, as the Stanford graduate rewrote the Denver record book. Elway set Bronco single season records for attempts (605, which led the NFL and fell just four passes short of the NFL record of 609 held by Dan Fouts), completions (327, second in the NFL), passing yards (3,891, second in the NFL), total rushing and passing plays (656, first in the NFL), and total offense (4,414, also first in the league).

1984: Elway led the Broncos to a 12-2 record in his 14 regular season starts in 1984. He completed 214 of 380 passes for 2,598 yards, with 18 TDs and 15 interceptions. Not only was his passing a factor in his leadership of the offense, but he finished third on the team in rushing with 237 yards.

1983: Elway started 10 games in 1983, including the first five before being replaced by Steve DeBerg and five more after DeBerg was injured. While Elway did not have impressive stats as a rookie, finishing 17th among AFC passers, he carried a tremendous emotional burden, having come to the NFL as the most publicized college prospect since Joe Namath in 1965. Elway was the first player chosen in the 1983 draft and joined the Broncos by trade with Baltimore on May 2.

COLLEGE: John concluded his college career with five major NCAA Division I-A records and nine major Pac-10 marks. Elway completed 62.1 percent of his career passes (774 of 1,243, both NCAA highs) for 9,349 yards and 77 touchdowns, while setting an NCAA record for the lowest percentage of passes intercepted in a career (3.13 percent). As a senior, John was a consensus All-American and finished second in Heisman Trophy balloting while

setting virtually every Pac-10 and Stanford career record for total offense and passing. A two-sport star, John played baseball for the New York Yankees' Oneonta (N.Y.) single-A farm club in 1982, hitting for a .318 average and knocking in a team-high 24 runs batted in. He was the Yankees' first selection in the 1981 summer draft. He hit .349 with nine homers and 50 RBI in 49 games in his final college baseball season as a sophomore. Elway has a degree in economics from Stanford.

PERSONAL: John and his wife Janet have three daughters, Jessica Gwen (10/17/85), Jordan Marie (6/1/87), Juliana (3/7/91), and a son, Jack (8/11/89). The family makes its home in Englewood, Colo. In 1988 John started The Elway Foundation, a non-profit foundation designed to help Colorado residents, with special emphasis given to individuals and groups whose needs are not met by traditional agencies, including those supporting the youth of Colorado. He is a member of the Mayor's Council on Physical Fitness and is Chairman of the National Kidney Foundation for the Rocky Mountain Region. A native of Port Angeles, Wash., Elway was the most highly recruited prep athlete in the nation in 1979 and was listed on Parade, Scholastic Coach, Football News, and National Coaches Association All-America teams. He had an unparalleled football-baseball career at Granada Hills HS. John was 129 of 200 for 1,837 yards and 19 TDs as a senior, while leading the baseball team to the Los Angeles City championship with a .491 batting average and a 4-2 pitching record. He completed 60 percent of his high school passes for 5,711 yards and 49 TDs. The Kansas City Royals selected him in the 1979 summer draft, although he already had signed a national letter of intent with Stanford. John's father, Jack, coached his son in the East-West Shrine contest in which John earned Offensive MVP laurels, and is the current head coach of the WLAFF Frankfurt Galaxy.

Professional Record

		PASSING									
Year	Club	Games	Starts	Att.	Comp.	Pct.	Yds.	TD	Int.		
1983	—Denver	11	10	259	123	47.5	1,663	7	14		
1984	—Denver	15	14	380	214	56.3	2,598	18	15		
1985	—Denver	16	16	605	327	54.0	3,891	22	23		
1986	—Denver	16	16	504	280	55.6	3,485	19	13		
1987	—Denver	12	12	410	224	54.6	3,198	19	12		
1988	—Denver	15	15	496	274	55.2	3,309	17	19		
1989	—Denver	15	15	416	223	53.6	3,051	18	18		
1990	—Denver	16	16	502	294	58.6	3,526	15	14		
TOTALS		116	114	3,572	1,959	54.8	24,721	135	128		

RUSHING

Year	Club	Att.	Yds.	Avg.	TD
1983	—Denver	28	146	5.2	1
1984	—Denver	56	237	4.2	1
1985	—Denver	51	253	5.0	0
1986	—Denver	52	257	4.9	1
1987	—Denver	66	304	4.6	4
1988	—Denver	54	234	4.3	1
1989	—Denver	48	244	5.1	3
1990	—Denver	50	258	5.2	3
TOTALS		405	1,933	4.8	14

ADDITIONAL STATISTICS: Fumbled six times and recovered three fumbles for minus one yard, 1983; fumbled 14 times and recovered seven fumbles, 1984; fumbled seven times and recovered three fumbles, 1985; fumbled seven times and recovered one fumble for minus four yards, caught one pass for 23 yards and a touchdown, 1986; fumbled twice, punted once for 31 yards, 1987; fumbled seven times, recovered five fumbles, punted three times for 117 yards, 1988; fumbled nine times, recovered two fumbles, and punted once for 34 yards; fumbled eight times, recovered one fumble, punted once for 37 yards, 1990.

52 vs. LA Raiders, 12/2/90 (56 at Cleveland, 1/11/86). **Most rushing TDs** — 2 vs. Detroit, 11/1/87 (1 - four times). **Longest runs** — 31 at Buffalo, 9/18/89 (34 at Cleveland, 1/11/87). **Most total rushing and passing yards** — 432 - (0 rush, 432 pass) at Seattle, 12/20/85; 424 - (39 rush, 385 pass) vs. Cleveland, 1/14/90).

JOHN ELWAY'S TOUCHDOWN TARGETS

- 26 - Vance Johnson
- 16 - Steve Watson
- 14 - Mark Jackson
- 9 - Butch Johnson
- 8 - Clarence Kay, Clint Sampson, Steve Sewell
- 7 - Gene Lang, Sammy Winder
- 6 - Michael Young
- 5 - Gerald Willhite
- 4 - Orson Mobley, Ricky Nattiel
- 2 - Mel Bratton, Rick Massie, Shannon Sharpe, Jim Wright
- 1 - Ray Alexander, Bobby Humphrey, Jesse Myles, Rick Parros, Dave Studdard

JOHN ELWAY VS. THE NFL (Regular season only)

	W-L	ATT	COMP	YDS	PCT.	TD	INT	SK/YDS
Kansas City	9-5	434	231	2864	.532	8	24	29/195
LA Raiders	5-9	410	227	2660	.554	15	19	35/303
San Diego	10-5	457	253	3002	.554	11	18	35/235
Seattle	8-6	499	274	3893	.555	24	13	34/266
AFC West	32-25	1800	985	12419	.547	58	74	133/999
Cincinnati	2-0	47	30	355	.638	4	1	2/13
Cleveland	3-2	141	74	1034	.525	7	5	5/43
Houston	1-0	35	17	256	.486	3	3	2/15
Pittsburgh	4-1	144	77	950	.535	5	4	11/80
AFC Central	10-3	367	198	2595	.540	19	13	20/151
Buffalo	2-2	109	55	739	.505	5	4	8/70
Balt/Ind	5-1	183	98	1315	.536	6	2	16/127
Miami	0-1	37	18	250	.486	0	1	3/24
New England	4-0	140	75	917	.536	6	4	6/35
NY Jets	0-1	28	13	145	.464	0	1	5/27
AFC East	11-5	497	259	3366	.521	17	12	38/283
AFC Totals	53-33	2664	1442	18380	.541	94	99	191/1433
Atlanta	2-0	64	35	526	.547	4	2	4/26
LA Rams	1-1	74	39	501	.527	5	2	3/24
New Orleans	1-1	79	46	519	.582	4	2	4/35
San Francisco	2-0	81	41	425	.506	3	3	5/43
NFC West	6-2	298	161	1971	.540	16	9	16/128
Chicago	1-2	94	51	650	.543	3	4	9/65
Detroit	2-1	88	56	699	.636	2	2	7/72
Green Bay	2-0-1	94	55	546	.585	1	4	1/4
Minnesota	1-2	68	46	551	.676	8	1	7/50
Tampa Bay	0-0	0	0	0	.000	0	0	0/0
NFC Central	6-5-1	344	208	2446	.605	14	11	24/191
Dallas	1-0	24	12	200	.500	3	0	1/2
NY Giants	0-2	94	52	628	.553	1	2	3/19
Philadelphia	1-2	84	44	567	.524	4	5	13/104
Phoenix	1-0	29	20	247	.690	2	2	2/14
Washington	1-0	35	20	282	.571	1	0	3/23
NFC East	4-4	266	148	1924	.556	11	9	22/162
NFC Totals	16-11-1	908	517	6341	.569	41	29	62/481
NFL Totals	69-44-1	3572	1959	24721	.549	135	128	253/1914
HOME	43-14-0	1837	1017	13060	.554	82	62	104/780
ROAD	26-30-1	1735	942	11664	.543	53	66	149/1134
GRASS	55-24-1	2572	1419	17949	.552	107	92	167/1254
TURF	14-20-0	1000	540	6772	.540	28	36	86/660

No. 35 BLAKE EZOR

Running Back



Birthdate—October 11, 1966
Birthplace—Las Vegas, Nev.
Residence—Aurora, Colo.
How Acquired—FA, 1990
College—Michigan State
High School—Bishop Gorman HS, Las Vegas, Nev.
Height—5-9
Weight—183
Pro Year—2nd
Year with Broncos—2nd

Blake Ezor played in nine games with the Broncos last year after being waived in training camp and returning to the team midway through the season. He signed on to Denver's practice squad on Oct. 1 and joined the active roster on Oct. 19. Ezor performed as the Broncos' primary running back in his first game, at Indianapolis (10/21), when Bobby Humphrey was injured, and gained 82 yards on 19 carries. His season totals show 23 attempts for 81 yards and a 16.5 average on 13 kickoff returns, including a return of 50 yards at Kansas City (12/9).

COLLEGE: Ezor earned honorable mention All-Big Ten honors as a senior at Michigan State after finishing second in the conference and seventh in the nation with an average of 124.4 rushing yards per game. He was third in the Big Ten and 20th in the country in all-purpose yards, averaging 136.8 per game. Ezor's career totals showed 3,570 rushing yards with 31 TDs, along with 27 kickoff returns for a 20.1 average. He majored in communications.

PERSONAL: Blake is single and makes his offseason home in Denver. A native of Las Vegas, Nev., he attended Bishop Gorman HS there and was a first-team All-American and a two-time all-state running back. Ezor rushed for 3,083 yards and scored 35 TDs in his prep career. Four of his scores came on kickoff returns of 100, 94, 89, and 78 yards. His high school won state titles in his junior and senior seasons and had a 32-3 record during his tenure there. An outstanding sprinter as well, he had times of 10.56 in the 100 meters and 21.3 in the 200 meters. Blake's father, Bernie, played semi-pro football, and brothers Bruce, Brad, and Brian all played college football.

Professional Record

		RUSHING							KICKOFF RETURN			
Year	Club	Games	Starts	Att	Yds.	Avg.	TD		No.	Yds.	Avg.	TD
1990	Denver	9	0	23	81	3.5	0		13	214	16.5	0
TOTALS		9	0	23	81	3.5	0		13	214	16.5	0

SINGLE GAME HIGHS (Postseason in parenthesis)

Most rushing attempts — 19 at Indianapolis, 10/21/90. **Most rushing yards** — 82 at Indianapolis, 10/21/90. **Longest run** — 15 at Indianapolis, 10/21/90. **Most kickoff returns** — 3 at Kansas City, 12/9/90. **Most yards, kickoff returns** — 65 at Kansas City, 12/9/90. **Longest kickoff return** — 50 at Kansas City, 12/9/90.

ADDITIONAL STATISTICS: Fumbled once, 1990.

No. 63 SEAN WARD FARRELL**Guard**

Birthdate—May 25, 1960
Birthplace—Southampton, N.Y.
Residence—Schenectady, N.Y.
How Acquired—Waivers, 1990
College—Penn State
High School—Westhampton Beach HS, Westhampton Beach, N.Y.
Height—6-3
Weight—260
Pro Year—10th
Year with Broncos—2nd

Sean Farrell was claimed on waivers by Denver on Nov. 30 last year and played in each of the final five games of the season, primarily on special teams. He began the 1990 season on New England's injured reserve with shoulder injuries. (Those injuries were surgically repaired in the 1991 offseason). The Patriots attempted to move him to their active roster, and the Broncos claimed him. Farrell came to the NFL as Tampa Bay's first round draft choice in 1982. He became a full-time starter almost immediately, starting 16 of 19 games played in his first two seasons. In 1984 Farrell was named first-team All-NFL (The Sporting News) and was an alternate to the Pro Bowl. He was traded to New England in Feb. 1987 and went on to start all 43 games in which he played for the Patriots. In 1988 he was a co-winner of the team's Jim Lee Hunt Award, given annually to the Patriot's top interior lineman, and in 1989 was named first-team All-AFC (The Football news).

COLLEGE: Farrell was the most decorated senior lineman in the country in 1981, as he was a consensus All-American, finished second in the Outland Trophy voting to junior Dave Rimington, and was the only offensive line finalist for the Lombardi Trophy. He was an anchor on a Nittany Lions' offensive line that helped produce a 28-8 record in his three years as a starter and produced victories in the Liberty and Fiesta (twice) Bowls. Farrell graduated with a degree in general arts and sciences.

PERSONAL: Sean and his wife Rene make their offseason home in Schenectady, N.Y. A native of Southampton, N.Y., he was an outstanding prep athlete at Westhampton Beach (N.Y.) HS, where he was team captain as a linebacker and fullback. Sean was named MVP on his prep basketball team as a junior, and as a discus thrower he placed second in a national meet and represented the United States in junior international competition with a best of 195'5". His father, Donald, is a general surgeon who played football at Columbia, and his brother, Lee, played football at Syracuse.

Professional Record

GAMES PLAYED: 1982 (9), 1983 (10), 1984 (15), 1985 (14), 1986 (15), 1987 (14), 1988 (15), 1989 (14), 1990 (5). Total — 111.

GAMES STARTED: 1982 (7), 1983 (9), 1984 (14), 1985 (14), 1986 (15), 1987 (14), 1988 (15), 1989 (14), 1990 (0). Total — 102.

ADDITIONAL STATISTICS: Recovered one fumble, 1983; recovered two fumbles, 1984; caught one pass for four yards, 1988.

No. 73 SIMON RAYNARD FLETCHER**Linebacker/Defensive End**

Birthdate—February 18, 1962
Birthplace—Bay City, Tex.
Residence—Aurora, Colo.
How Acquired—Draft #2b, 1985
College—Houston
High School—Bay City HS, Bay City, Tex.
Height—6-6
Weight—240
Pro Year—7th
Year with Broncos—7th

Simon Fletcher in 1990 led the Broncos in quarterback sacks for the third straight season with 11, a figure ranked 10th in the AFC. Fletcher is now seventh in team history with 42.5 sacks, immediately trailing Tom Jackson (44.0) and Lyle Alzado (46.0) on the all-time list. In addition to his sacks, Fletcher last year had 55 tackles, 42 assists, a team-high four forced fumbles, a fumble recovery, and a pass defended. At Minnesota (11/4) he tied a team record with four sacks and he had two games in which he forced two fumbles. Fletcher, who has never missed a game in six seasons with Denver, has played in 92 consecutive games, ranked third among active Broncos, and has started the last 63 regular season games, trailing only Ken Lanier (99) for the longest streak on the team. Fletcher set a new career high and ranked fourth in the AFC with 12 sacks in 1989. He had two or more sacks in three games, including a two and one-half sack performance at Cleveland (10/1). In addition, that year he had 61 first hits, 44 assists, three forced fumbles, two passes defended, and a fumble recovery. He had 13 total tackles at Seattle (10/22) and 12 at Kansas City (11/12). Fletcher had a tremendous season in 1988 and was voted Denver's Most Valuable Defensive Player by his teammates. He led the team with a career-high nine quarterback sacks, a figure tied for sixth in the AFC. Three times in 1988 Fletcher was named the Broncos' overall player of the game and was honored as the defensive player of the game twice. Against Cleveland (11/13) Fletcher posted 11 total tackles, including two sacks, and he forced and recovered a fumble. In addition to the nine sacks, Fletcher's season totals show 115 total tackles, his first interception as a professional, and six passes defended. He had a fine season in 1987 as Denver's starting strong outside linebacker, his first campaign ever as a linebacker. Bronco coaches moved him from defensive end after the 1986 season to take advantage of his size and ability to drop off into pass coverage. Fletcher's top performances in the 1987 regular season included an 11-tackle, one-sack game against Green Bay (9/20), a 12-tackle game against the Raiders (11/22), and a strong performance vs. Kansas City (12/19) in which he netted two quarterback sacks and a fumble recovery. He closed out regular season play with 49 first hits, 21 assists, and four sacks. Fletcher was impressive in postseason play, registering 10 first hits in Super Bowl XXII (1/31) and five first hits and a sack in the AFC Championship Game vs. Cleveland (1/17), while posting six quarterback harassments in the three games. He played in every game in 1986, starting twice (at Philadelphia on 9/21 and as an outside linebacker vs. Washington on 12/13) and finishing the campaign with 43 tackles, two passes defended, and two fumble recoveries. Fletcher blocked a key field goal attempt in a Bronco win over the Raiders (11/2) and deflected an extra point in Denver's one-point win over the Redskins (12/13). He saw action in both AFC playoff games and in Super Bowl XXI, contributing seven tackles and two assists during postseason play. Fletcher played in all 16 games in 1985 and increased his playing

time as the season went on, making his first pro start at Pittsburgh (12/1). Denver's second pick in the second round of that year's draft, Fletcher finished the season with 17 total tackles and one quarterback sack, that coming in the season finale at Seattle (12/20). Very quick and agile for a player of his size, Fletcher is the Broncos' fastest linebacker.

COLLEGE: Simon was a three-year starter at the University of Houston, where he posted 209 total tackles, including 30 tackles for losses and 14 quarterback sacks. Fletcher also defended 10 passes during a career in which he started 33 of the 37 games in which he played for the Cougars. As a senior he had 11 tackles for losses and eight sacks despite playing the last six games with a pinched nerve in his shoulder. He started at both right tackle (1982 and 1984) and right end (1983) during his college career, which he closed out with a Cotton Bowl appearance against Boston College.

PERSONAL: Simon is married (Pinkie) and has two daughters, Ashley Nicole (1/12/84) and Neomi Patrice (1/25/88), and the family makes its home in Aurora, Colo. He earned letters in both football and track at Bay City HS, and has an older brother who played football at Texas A & I.

Professional Record

TACKLES

Year	Club	Games	Starts	Tackles	Assists	Total	Sacks
1985	Denver	16	1	12	5	17	1.0
1986	Denver	16	2	26	17	43	5.5
1987	Denver	12	12	49	21	70	4.0
1988	Denver	16	16	79	36	115	9.0
1989	Denver	16	16	61	44	105	12.0
1990	Denver	16	16	55	42	97	11.0
TOTALS		92	63	282	165	447	42.5


INTERCEPTIONS

Year	Club	No.	Yds.	Avg.	TD
1985	Denver	0	0	0.0	0
1986	Denver	0	0	0.0	0
1987	Denver	0	0	0.0	0
1988	Denver	1	4	4.0	0
1989	Denver	0	0	0.0	0
1990	Denver	0	0	0.0	0
TOTALS		1	4	4.0	0

ADDITIONAL STATISTICS: Recovered two fumbles and blocked a field goal, 1986; recovered one fumble, 1987; recovered one fumble, 1988; recovered one fumble 1989; recovered one fumble and blocked one punt, 1990.

No. 99 DAVID LAWRENCE GALLOWAY

Defensive End



Birthdate—February 16, 1959
Birthplace—Tampa, Fla.
Residence—Phoenix, Ariz.
How Acquired—Trade with Phoenix, 1990
College—Florida
High School—Brandon HS, Brandon, Fla.
Height—6-3
Weight—265
Pro Year—10th
Year with Broncos—2nd

David Galloway joined the Broncos in an Oct. 16 trade with Phoenix, and the 10th-year defensive end is expected to challenge for a starting spot in 1991. Prior to the trade he had been on the Cardinals' injured reserve with a foot injury. He played in 10 games with the Broncos and netted 15 total tackles, a pass defended, and two sacks, which both came at Minnesota (11/4), and raised his career sack total to 39. Galloway entered the NFL as a second round pick of St. Louis in 1982, and after spending the early stages of the season on IR with a dislocated elbow, he was impressive in the final five games. He started 13 games the following year and led the Cardinals with 12 sacks. Galloway had his only career interception that year against the Giants. From 1984-86 he established himself as a force on the Cardinals' defensive line, and was annually among the unit leaders in tackles and sacks. Galloway moved from tackle to end in 1987, a year in which he played in only four games because of broken forearm suffered in training camp. In 1988 he was bothered by thumb and arch injuries and played in only eight games, starting six. In 1989 he was plagued by another thumb injury and a calf strain, but played in 12 games and registered 5.5 sacks, his highest total since 1983.

COLLEGE: Galloway was an All-American defensive end at Florida and was a finalist for the 1981 Lombardi Trophy. Voted the outstanding defensive player in the 1980 Tangerine Bowl, he closed out his college career with an appearance in the Hula Bowl.

PERSONAL: David and his wife Josie have three sons, David, Jr. (11/9/83), Ryan (11/14/86), and Jared (1/21/91) and the family makes its home in Phoenix, Ariz. The Temple, Fla., native was a three-sport stand-out at Brandon (Fla.) HS. David was raised by his older sisters, Shelly and Cynthia, after his father died when Galloway was two and mother passed away when he was seven. While with the Cardinals Dave was an active supporter of the American Cancer Society.

Professional Record

TACKLES

Year	Club	Games	Starts	Tackles	Assists	Total	Sacks
1982	St. Louis	5	0	7	3	10	2.0
1983	St. Louis	16	13	25	11	36	12.0
1984	St. Louis	14	14	45	8	53	5.0
1985	St. Louis	16	16	46	10	56	4.5
1986	St. Louis	14	13	65	5	70	5.0
1987	St. Louis	4	3	3	1	4	1.0
1988	Phoenix	8	6	15	4	19	2.0
1989	Phoenix	12	11	32	14	46	5.5
1990	Denver	10	0	11	4	15	2.0
TOTALS		99	76	249	60	309	39.0

ADDITIONAL STATISTICS: Recovered one fumble, credited with safety, and intercepted a pass for 17 yards, 1983; recovered one fumble, 1985; recovered two fumbles and blocked a field goal, 1986; recovered one fumble, 1988.

No. 28 GASTON ALFRED GREEN

Running Back



Birthdate—August 1, 1966
Birthplace—Los Angeles, Calif.
Residence—Tustin, Calif.
How Acquired—Trade with
 Los Angeles Rams, 1991
College—UCLA
High School—Gardena HS,
 Gardena, Calif.
Height—5-11
Weight—192
Pro Year—4th
Year with Broncos—1st

Gaston Green joined the Broncos in a draft day trade (4/21) with the Los Angeles Rams. His career totals show 451 yards on 129 rushing attempts, nine receptions for 75 yards and a score, and a 21.5-yard average on 42 kickoff returns. Last season Green was the Rams' second-leading ballcarrier with 261 yards on 68 carries, while catching two passes for 23 yards and one TD. He led the team and finished fourth in the NFC and sixth in the NFL in kickoff returns with a 22.4 average, including a 99-yard return for a TD. Green played in just six games in 1989 because of nagging rib and hamstring injuries. As the Rams' first-round draft choice in 1988, Green played in 10 games and rushed for 117 yards on 35 carries.

COLLEGE: Green is UCLA's all-time rushing leader with 3,731 yards. An All-American and All-Pac 10 selection as a senior, he gained 1,098 yards on 206 carries, a 5.3 average, with 11 TDs, and had a string of eight 100-yard games. Green led the conference as a junior with 1,139 rushing yards, an average of 113 per game, including 224 yards and four TDs against Southern Cal. He racked up 266 yards and three TDs on the ground and threw a 13-yard TD pass in that year's Freedom Bowl. Green named second-team All-Pac 10 as a sophomore despite missing four games. As a freshman he was named the outstanding offensive player in the Fiesta Bowl.

PERSONAL: Gaston is single and makes his home in Tustin, Calif. At Gardena (Calif.) HS he was named first-team prep All-America by Adidas, Parade, and Blue Chip magazines, and was honored as All-South Bay Back of the Year and League Player of the Year. Gaston lettered three times in track, running in the 100-meters (10.58), 200-meters (21.47), and 400-meters (49.2).

Professional Record

Year—Club	Games	RUSHING					RECEIVING			
		Starts	Att.	Yds.	Avg.	TD	No.	Yds.	Avg.	TD
1988—L.A. Rams	10	0	35	117	3.3	0	6	57	9.5	0
1989—L.A. Rams	6	1	26	73	2.8	0	1	-5	-5.0	0
1990—L.A. Rams	15	2	68	261	3.8	0	2	23	11.5	1
TOTALS...	31	3	129	451	3.5	0	9	75	8.3	1

KICKOFF RETURNS

Year—Club	No.	Yds.	Avg.	TD
1988—L.A. Rams	17	345	20.3	0
1989—L.A. Rams	0	0	0.0	0
1990—L.A. Rams	25	560	22.4	1
TOTALS	42	905	21.5	1

SINGLE GAME HIGHS

Most rushing attempts—14 at Atlanta, 10/9/88. **Most rushing yards**—61 at Atlanta, 10/9/88. **Longest run**—31 vs. N.Y. Giants, 11/11/90. **Most receptions**—2, twice. **Most reception yards**—34 at Atlanta, 10/9/88.

Longest reception—19 at Atlanta, 10/9/88. **Most kickoff returns**—4 vs. San Francisco, 10/16/88. **Most yards, kickoff returns**—99 at Pittsburgh, 10/29/90. **Longest kickoff return**—99t at Pittsburgh, 10/29/90.

No. 87 PAUL EARL GREEN

Tight End



Birthdate—October 8, 1966
Birthplace—Coalinga, Calif.
Residence—Long Beach, Calif.
How Acquired—Draft #8, 1989
College—Southern California
High School—Clovis West HS,
 Fresno, Calif.
Height—6-3
Weight—230
Pro Year—2nd
Year with Broncos—2nd

Paul Green was on Denver's roster for the final two weeks of the 1991 season but was inactive for both games. Green, who was waived prior to the beginning of the 1990 regular season, was a member of the Broncos' 1989 developmental squad for the entire regular season and the AFC playoffs, but was active prior to Super Bowl XXIV. He came to Denver as the club's eighth-round draft choice.

COLLEGE: Green was a two-year starter at the University of Southern California, where he earned first-team All-Pac 10 and honorable mention All-America honors (AP, UPI) as a senior. He closed his career with appearances in the East-West and Senior Bowl games. Green majored in communications.

PERSONAL: Paul is single and lives in Long Beach, Calif. in the offseason. A native of Coalinga, Calif., he won three letters each in football and basketball, two in baseball, and one in track at Clovis West HS in Fresno, Calif. Paul was named all-league, all metro, and All-Northern California as a senior in football, and garnered Lineman of the Year honors (league and metro) as a tight end. Paul was all-league in basketball as a senior, and pitched for the baseball team. Paul is half-Samoan, (his mother is native of that country), and likes to hunt, fish, ski, and play golf.

Professional Record

GAMES PLAYED: 1989 (0 - Developmental squad), 1990 (0).

No. 93 RONNIE MAURICE HALIBURTON

Linebacker



Birthdate—April 14, 1968
Birthplace—New Orleans, La.
Residence—Port Arthur, Tex.
How Acquired—Draft #6, 1990
College—Louisiana State
High School—Lincoln HS, Port Arthur, Tex.
Height—6-4
Weight—230
Pro Year—2nd
Year with Broncos—2nd

Ronnie Haliburton played in the final nine games with Denver in 1990, primarily on special teams, although he did see action at linebacker in the latter stages of the campaign. He originally came to the Broncos as a tight end, but was moved to outside linebacker during training camp. Haliburton tore a medial collateral ligament in the preseason and spent the first seven weeks of the regular season on injured reserve. He posted 11 total tackles and three knockdown blocks on the special teams unit and had four tackles and three assists in play at linebacker.

COLLEGE: Haliburton was a two-year starter at tight end for Louisiana State and closed out his career with 39 receptions for 444 yards, including 20 for 291 yards and three TDs as a senior. He played in the Senior Bowl and was a member of the Fighting Tigers' teams that played in the Sugar, Gator, and Hall of Fame Bowls.

PERSONAL: Ronnie is single and makes his home in Port Arthur, Tex., where he was an all-state tight end and outside linebacker at Lincoln HS. In his senior year, the New Orleans, La., native caught 16 passes for 331 yards and five touchdowns and accounted for 193 tackles and three interceptions. In addition to three prep letters in football, he also lettered three times in basketball. Ronnie's hobbies include fishing and collecting bottles.

Professional Record

Year	Club	Games	Starts	TACKLES		Assists	Total
				Tackles			
1990	Denver	9	0	3		4	7
TOTALS		9	0	3		4	7

No. 69 DARRELL FRANKLIN HAMILTON

Tackle



Birthdate—May 11, 1965
Birthplace—Washington, D.C.
Residence—Denver, Colo.
How Acquired—Draft #3, 1989
College—North Carolina
High School—Anacosta HS, Washington, D.C.
Height—6-5
Weight—298
Pro Year—3rd
Year with Broncos—3rd

Darrell Hamilton started 8 games at left tackle for the Broncos in 1990. He made his first career start vs. Cleveland (10/8/90). He came to Denver as the club's third round draft choice in 1989 and earned a spot on the opening day roster. Through the first eight weeks of the season he was active but did not play for three games

and was on the inactive list for five. Hamilton was waived on Nov. 4, but signed on to the developmental squad a week later.

COLLEGE: Hamilton overcame a serious knee injury as a freshman to become a starter in his final two seasons at North Carolina. He was known as an aggressive drive blocker who helped pave the way for the Tar Heels' ground attack. He closed out his career with appearances in the Blue-Gray, Senior Bowl, and Aloha Bowl all-star games.

PERSONAL: Darrell and his wife Julia make their home in Denver. He attended Anacosta HS in his native Washington, D.C., and was all-interhigh and all-metro as a two-way lineman. Darrell was further honored as Parade Magazine and National High School Coaches Association All-American honorable mention. He lettered three times each in football and basketball, and once in track. Darrell has a degree in communications and lists basketball, baseball, playing cards, and golf as his hobbies.

Professional Record

GAMES PLAYED: 1989 (0), 1990 (15). Total — 15.
GAMES STARTED: 1989 (0), 1990 (8). Total — 8.

No. 24 WYMON HENDERSON

Cornerback



Birthdate—December 15, 1961
Birthplace—North Miami Beach, Fla.
Residence—Eden Prairie, Minn.
How Acquired—Plan B, 1989
College—Nevada-Las Vegas
High School—North Miami Beach HS, North Miami Beach, Fla.
Height—5-10
Weight—188
Pro Year—5th
Year with Broncos—3rd

Wymon Henderson started 15 games for Denver in 1990 at right cornerback, sitting out the game at Indianapolis (10/1) with torn rib cartilage. He was one of three Bronco defenders with two interceptions, including one at Detroit (11/22) that was returned 49 yards for his first touchdown as a pro. In addition, he was in on a career-high 88 tackles, and had five passes defended and a fumble recovery. His best games of the campaign came against the Raiders, as he was named the Broncos' defensive MVP in the season opener in Los Angeles (9/9) and had 12 total tackles and blocked an extra point attempt in the rematch in Denver (12/2). Henderson in 1989 started every game except the season finale at San Diego (12/24), although he came in on the second play from scrimmage. He had 13 passes defended and also posted 47 first hits, 29 assists, and three interceptions. Henderson picked off two passes in the Broncos victory at Buffalo (9/18) and he had 11 total tackles and two passes defended at Kansas City (11/12). He signed with Denver as a Plan B free agent in March 1989 after two seasons with Minnesota. In 1988 Henderson had 25 total tackles and an interception and was one of the leaders on the Vikings' special teams unit. In 1987 Henderson started eight of 12 games played and finished second on the team with four interceptions. Henderson was with Los Angeles of the USFL in 1983-85 and had seven interceptions in 53 games played. He attended the San Francisco Forty-Niners' training camp in 1985 but did not make the final roster. He returned to that team the following year and spent the entire 1986 campaign on injured reserve.

COLLEGE: Henderson was a two-year starter at Nevada-Las Vegas and was an All-PCAA in his junior season. He began his

college career at Allan Hancock JC in Santa Maria, Calif. He has a degree in social work.

PERSONAL: Wymon and his wife Felicia make their offseason home in Eden Prairie, Minn. He is a native of North Miami Beach, Fla., where he was an all-city running back and defensive back.

Professional Record

		TACKLES				INTERCEPTIONS				
Year	Club	Games	Starts	Tackles	Assists	Total	No.	Yds.	Avg.	TD
1987—Minnesota	...	12	8	53	17	70	4	33	8.3	0
1988—Minnesota	...	16	0	21	4	25	1	13	13.0	0
1989—Denver	16	15	47	29	76	3	58	19.3	0
1990—Denver	15	15	57	31	88	2	71	35.5	1
TOTALS		59	38	178	81	259	10	175	17.5	1

ADDITIONAL STATISTICS: Recovered one fumble, 1987; recovered one fumble and blocked a PAT, 1990.

No. 90 RONALD (Ron) HOLMES

Defensive End



Birthdate—August 26, 1963
Birthplace—Ft. Benning, Ga.
Residence—Denver, Colo.
How Acquired—Trade with Tampa Bay, 1989
College—Washington
High School—Timberline HS, Lacey, Wash.
Height—6-4
Weight—265
Pro Year—7th
Year with Broncos—3rd

Ron Holmes started at right defensive end in 10 of 14 games played in 1990 and closed out the year with 27 tackles, 13 assists, three sacks, a forced fumble, and six passes defended. He did not sign with the Broncos until two days prior to the season opener against the Raiders (9/9), but played in the game and had a sack. Holmes had a tremendous season with Denver in 1989, leading the Bronco defensive line corps with a career-high nine quarterback sacks. He started eight regular season games and all three post-season contests, becoming the regular starting right defensive end in week 12. In addition to the sacks Holmes posted 32 first hits, 16 assists, four passes defended, and two forced fumbles. Holmes was traded by Tampa Bay to Denver on Sept. 5 and he joined the active roster prior to the week two game at Buffalo. He was the Buccaneer's first round draft choice in 1985, and was the eighth player taken overall. Holmes started in 14 games as a rookie and netted four-and-a-half sacks and 77 tackles, and started in 13 games the following year. He played in 10 games, starting eight, in 1987 and led Tampa Bay's defense with eight sacks. Holmes led the team again in sacks with four in 1988, despite missing six games. He was on injured reserve for the final five weeks of the season with a knee injury.

COLLEGE: Holmes was a consensus All-American as a senior at the University of Washington. He was named All-Pac 10 in each of his final two seasons there, and was selected the Husky Player of the Year as a senior. Holmes closed out his college career with 279 tackles, six fumbles caused, five fumble recoveries, 48 tackles for losses, and 27 sacks. He majored in psychology.

PERSONAL: Ron and his wife Michelle have a son, Jeffrey (9/17/90), and the family makes its home in Denver. A native of Seattle, Wash., he attended Timberline HS in Lacey, Wash., and was an outstanding student-athlete. He lettered three times each in

football and basketball and was offered major college scholarships in both sports. He was all-league in football as a junior and honorable mention as a senior despite playing in only three games. Holmes was named to the all-state basketball team as a senior.

Professional Record

Year	Club	Games	Starts	TACKLES				Total	Sacks
				Tackles	Assists				
1985—Tampa Bay ...		16	14	na	na			77	4.5
1986—Tampa Bay ...		14	13	na	na			68	2.5
1987—Tampa Bay ...		10	8	na	na			47	8.0
1988—Tampa Bay ...		10	10	na	na			44	4.0
1989—Denver		15	8	32	16			48	9.0
1990—Denver		14	10	27	13			40	3.0
TOTALS		79	63	59*	29*			324	31.0

* - with Denver only.

No. 2 MICHAEL WILLIAM (Mike) HORAN

Punter



Birthdate—February 1, 1959
Birthplace—Orange, Calif.
Residence—Fullerton, Calif.
How Acquired—FA, 1986
College—Long Beach State
High School—Sunny Hills HS, Fullerton, Calif.
Height—5-11
Weight—190
Pro Year—8th
Year with Broncos—6th

Mike Horan led the NFL in 1991 with a career-high punting average of 44.4 yards and a net average of 38.9 yards. He earned All-NFL (College and Pro Football Newsweekly) and All-AFC (Football News, UPI-2nd team) honors for his efforts. Horan punted 58 times and displayed his accuracy with 14 punts inside of the 20 and only six touchbacks. He had a gross average of 45 yards or better in seven games, with a high of 55.8 on five punts vs. San Diego (12/16) and had a net average of 40 yards or better in eight games. His average against the Chargers stands as the third best mark in team history, and he also holds the top single game average of 57.2 against the Raiders (9/26/88). Horan, who did not punt at Minnesota (11/4), has placed 118 of 448 career punts inside the 20 (26.3%) with just 36 touchbacks (8.0%). Horan was named second-team All-NFL (College and Pro Football Newsweekly) following the 1989 season. He punted 77 times for a 40.4 average, a figure ranked sixth in the AFC, and had a net average of 34.3, 24 punts inside of the 20, five touchbacks, and a long kick of 63 yards. Horan had the lowest percentage of punts returned (.364) in the NFL, and demonstrated his punting accuracy over the final 11 weeks of the regular season when he placed 18 punts inside of the 20 and had just two touchbacks. He averaged 47.0 yards on five punts vs. Philadelphia (10/29), 46.7 yards on six punts against the Raiders (9/24), and in the AFC Championship Game vs. Cleveland (1/14) he punted five times for an average of 46.4 yards, with a long punt of 61 yards. He earned his first NFL Pro Bowl berth in 1988 after leading the league with a net punting average of 37.8. He was also honored as All-NFL (AP, PFWA, The Sporting News, College and Pro Football Newsweekly, Sports Illustrated, World Almanac-second team) and All AFC (UPI, Football News). Horan's overall punting average of 44.0 ranked third in the NFL, and he placed 19 kicks inside the opponent's 20-yard line, with only two touchbacks. Horan in 1988 set a team record with a 57.2-yard average

vs. the Raiders (9/26), a game in which he had punts of 70, 67, and 56 yards. Also, Horan had six of his 11 highest single game averages as a Bonco that season. In 1987 Horan was fourth in the AFC and eighth in the NFL with a 41.1 average on 44 punts. One fourth of his punts that season landed inside of the 20 (11/44), while posting just five touchbacks. Horan had his best regular season game vs. Kansas City (12/19), averaging 51.5 yards on four punts, with a long of 61 yards. He joined the club as a free agent in the 13th week of the 1986 campaign and average 41.1 yards over the final four games of the season. Horan had an excellent 1986 postseason, punting 13 times for a 43.9 average, with four punts inside the 20 and just one touchback in three postseason contests. Against New England in the divisional playoff game (1/4/87), Horan punted five times for a 49.0 average, including three kicks inside of the 20. He punted for the Philadelphia Eagles in 1984-85, showing two-year totals of 183 punts for a 41.8-yard average, with 42 punts inside the 20. He was named first-team All-NFC and first-team All-Rookie (Pro Football Weekly) in 1984. Originally a ninth-round draft choice of the Atlanta Falcons in 1982, Horan had tryouts with Green Bay and Buffalo in 1983 before joining the Eagles. He was on the Minnesota Vikings roster for one game in the 1986 season but did not play.

COLLEGE: Mike Horan was a two-year letterman at Long Beach State after transferring from Fullerton College. Mike was named first-team All-Pacific Coast Athletic Conference and honorable mention All-America as a senior. Horan was ranked sixth in the nation in punting that season with a school record 44.7 average.

PERSONAL: Mike and his wife Kim have two daughters, Meghan (9/8/85) and Shawna (3/24/89), and a son, Michael William II (12/4/90). Mike and Kim, both native Southern Californians, now make their home year-round in Littleton, Colo. In 1988, Mike and Kim began a fundraising effort called "Punts With A Purpose," designed to raise money for the Volunteers of America Emergency Shelter in Denver. Pledges were solicited for every punt that Mike placed inside the opponent's 20 yard line. With the close of the VOA shelter, "Punts With A Purpose" will now raise money to support Project Home Again, which seeks to reach out to homeless families and help them become self-sufficient. Mike has a degree in mechanical engineering and has worked in the offseason for Hughes Aircraft Company helping design manned and unmanned radar and sonar equipment. Born in Orange, Calif., he attended Sunny Hills HS in Fullerton, Calif., lettering in both football and baseball. Mike's hobbies include carpentry, fishing, hunting, golfing, and skiing.

Professional Record

Year	Club	PUNTING						
		Games	No.	Yds.	Avg.	TB	In20	LG
1984	Philadelphia	16	92	3880	42.2	6	21	69
1985	Philadelphia	16	91	3777	41.5	10	21	75
1986	Denver	4	21	864	41.1	2	8	54
1987	Denver	12	44	1807	41.1	5	11	61
1988	Denver	16	65	2861	44.0	2	19	70
1989	Denver	16	77	3111	40.4	5	24	63
1990	Denver	15	58	2575	44.0	6	14	67
TOTALS		95	448	18875	42.1	36	118	75

SINGLE GAME HIGHS

(Postseason in parenthesis, * - denotes high mark with Denver)

Most punts — 10 - Philadelphia vs. N.Y. Giants, 9/29/85, *9 - two games (7 vs. Washington, 1/31/88). **Highest avg.** — 57.2 vs. L.A. Raiders, 9/26/88 (49.0 vs. New England, 1/4/87). **Longest punt** — 75 - Philadelphia vs. N.Y. Giants, 9/29/85, *70 vs. L.A. Raiders, 9/26/88 (61 vs.

Cleveland, 1/14/90). **Most punts inside the 20** — 4 vs. Seattle, 9/4/88 (3 vs. New England, 1/4/88). **Most touchbacks** — 2 - three games (2 vs. Cleveland, 1/14/90).

ADDITIONAL STATISTICS: Fumbled once and recovered one fumble, 1986.

No. 26 BOBBY HUMPHREY

Running Back



Birthdate—October 11, 1966
Birthplace—Birmingham, Ala.
Residence—Birmingham, Ala.
How Acquired—Supplemental Draft #1, 1989
College—Alabama
High School—Glenn HS, Birmingham, Ala.
Height—6-1
Weight—201
Pro Year—3rd
Year with Broncos—3rd

Bobby Humphrey earned his first Pro Bowl berth in 1990 and was named by teammates as Denver's most valuable offensive player for the second straight year. He became the second player in Broncos' history to post a second career 1,000-yard season (along with Otis Armstrong), and is only the ninth player in NFL history to record a 1,000-yard season in each of his first two seasons. Humphrey's 1990 total of 1,202 rushing yards, the second highest mark in team history, ranked third in the AFC and fifth in the league. He also caught 24 passes for 152 yards, giving him 1,354 total yards, good for third in the conference and seventh in the NFL. Humphrey is now Denver's fifth all-time leading rusher with 2,353 yards, just 300 yards behind fourth-place Jon Keyworth. After being held to just 24 yards in the season opener against the Raiders (9/9), Humphrey went on a tear and tied a team record with four consecutive 100-yard games. He began the streak with 132 yards against Kansas City (9/17), including a 37-yard TD run that stands as his longest career scoring rush. He continued with 25 carries for 129 yards in the Broncos' overtime win over Seattle (9/23). The following week at Buffalo (9/30) Humphrey tied a team record with 34 attempts, and after closing out the first half with 100 yards, tacked on 77 more in the second half for a total of 177 yards, just six shy of the team record. Humphrey closed out the streak with 106 yards and a TD on 20 carries vs. Cleveland (10-7) before suffering an ankle injury late in the contest at Indianapolis (10/21). In the second half of the season he rushed for over 80 yards four times, including a high of 92 yards at Minnesota (11/4). He set several highs in receptions, with six catches at Detroit (11/22) and vs. Chicago (11/18), and had 64 yards by reception against the Bears, with a career-long 26-yard catch in the game. Humphrey had a dynamic season in 1989 as he became the first rookie in Broncos' history to rush for over 1,000 yards. His numerous honors include NFL Rookie of the Year (Touchdown Club of Washington, D.C.), NFL Offensive Rookie of the Year (NFLPA), and NFL All-Rookie (UPI, Pro Football Weekly, College and Pro Football Newsweekly). Humphrey was voted by teammates as Denver's offensive most valuable player and earned the Colorado Sports Hall of Fame Pro Athlete of the Year award. Also, he was named by the Alabama Sportswriters as the 1989-90 Male Athlete of the Year and the recipient of the Sington Trophy. He was fifth in the AFC and eighth in the NFL with 1,151 rushing yards, the third highest single season total in team history. Also, his 294 rushing attempts were just two off of the club record. Humphrey

rushed for over 100 yards five times, including four times in the last eight weeks of the season and in his first start as a pro, vs. San Diego (10/8). His top performance came at Phoenix (12/16), when he gained 128 yards on 23 attempts and threw a 17-yard touchdown pass to roommate Mel Bratton. Humphrey's other 100-yard games came against the Raiders (125 yards, 12/3), at Washington (110, 11/20), vs. Pittsburgh (105, 11/5), and vs. the Chargers (102), a game in which he had a 40-yard run, his longest of the season. Prior to the 1989 season, a Bronco running back had carried the ball 31 or more times in a single game on just five occasions, but Humphrey did it twice, with 31 carries against the Raiders and Redskins. He also caught 22 passes for 156 yards and a score, netting five receptions against both the Raiders and N.Y. Giants (12/10), and he returned four kickoffs for 86 yards. Humphrey started 12 games in the regular season and all three postseason contests. He had 38 rushing attempts for 169 yards and five catches for 67 yards in postseason play. In the divisional playoff game vs. Pittsburgh (1/7) Humphrey rushed for 85 yards on 18 carries and had one reception for six yards. Against Cleveland in the AFC Championship Game (1/14) he had eight rushes for 23 yards and a 23-yard reception before leaving the game with bruised ribs. Humphrey started in Super Bowl XXIV (1/28) and gained 61 yards on 12 carries, with one run of 34 yards. He also caught three passes for 38 yards against the Forty-Niners. Humphrey was chosen by Denver in the first round of the NFL's 1989 supplemental draft.

COLLEGE: Humphrey was a two-time All-American and one of the nation's premier running backs during his career at Alabama. He closed out play there as the school's career record holder, ranking sixth on the Southeastern Conference's all-time rushing list with 3,420 yards. His 45 career TDs (including bowl games) were most in Crimson Tide history and fifth on the SEC list. Humphrey's complete career stats, including bowls, show 3,783 yards on 684 carries, (5.5 avg.), with 37 TDs. He caught 70 passes for 600 yards and eight TDs, returned 48 kickoffs for an average of 21.9, and completed one pass for 57 yards. Humphrey had 17 100-yard rushing games and 29 contests in which his all-purpose yardage was over 100, including seven with over 200. In 1986 and 1987 he was the SEC's leader in all-purpose yardage with an average of 161.9 yards per game in 1987 and 168.0 in 1986. He entered 1988 as one of the leading candidates for the Heisman Trophy, but re-injured his left foot in the second game and missed the balance of the season. That injury followed a stress fracture of the fifth metatarsal bone in his left foot sustained during spring practice in April 1988. He set a school record 1986 with 284 yards rushing against Southern Mississippi, and also gained 217 vs. Tennessee and 204 vs. Auburn that season.

PERSONAL: Bobby and his wife Barbara make their offseason home in Birmingham, Ala. He attended Glenn HS there and earned four letters each in football, basketball, and track. As a senior Bobby ran for 1,051 yards, had 539 yard receiving on 49 catches, averaged 18.3 yards on punt returns and 26.3 on kickoff returns, and scored 13 times. A social work major at Alabama, Bobby enjoys fishing, basketball, pinball, and going to the movies.

Professional Record

Year	Club	RUSHING					RECEIVING		
		Games	Starts	Att.	Yds.	Avg.	TD	No.	Yds.
1989—Denver ...		16	12	294	1151	3.9	7	22	156
1990—Denver ...		15	14	288	1202	4.2	7	24	152
TOTALS		31	26	582	2353	4.0	14	46	308

SINGLE GAME HIGHS

(Postseason in parenthesis)

Most rushing attempts — 34 at Buffalo, 9/30/90 (18 vs. Pittsburgh, 1/7/90). **Most rushing yards** — 177 at Buffalo, 9/30/90 (85 vs. Pittsburgh, 1/7/90). **Longest run** — 40 vs. San Diego, 10/8/89 (34 vs. San Francisco, 1/28/90). **Longest scoring run** — 37 vs. Kansas City, 9/17/90. **Most touchdowns** — 2, twice. **Most receptions** — 6 at Detroit, 11/22/90, and vs. Chicago 11/18/90 (3 vs. San Francisco, 1/28/90). **Most reception yards** — 64 vs. Chicago, 11/18/90 (38 vs. San Francisco, 1/28/90). **Longest reception** — 26 from Elway vs. Chicago, 11/18/90 (23 from Elway vs. Cleveland, 1/14/90).

ADDITIONAL STATISTICS: Fumbled four times, recovered three fumbles, returned four kickoffs for 86 yards, 1989; fumbled eight times, recovered two fumbles, attempted two passes, 1990.

BOBBY HUMPHREY VS. THE NFL

(Regular season only)

	W-L	ATT.	YDS	AVG.	LG	TD	100/YDS
Kansas City	3-1	67	280	4.2	37	3	1
LA Raiders	1-3	81	294	3.6	13	0	1
San Diego	2-2	75	266	3.5	40	1	1
Seattle	3-1	92	356	3.9	26	3	1
AFC West	9-7	315	1196	3.8	40	7	4
Cincinnati	0-0	0	0	0.0	0	0	0
Cleveland	0-2	30	150	5.0	26	1	1
Houston	0-0	0	0	0.0	0	0	0
Pittsburgh	1-0	25	105	4.2	22	2	1
AFC Central	1-2	55	255	4.6	26	3	2
Buffalo	1-1	44	253	5.8	33	2	1
Indianapolis	2-0	14	42	3.0	8	1	0
Miami	0-0	0	0	0.0	0	0	0
New England	0-0	0	0	0.0	0	0	0
NY Jets	0-0	0	0	0.0	0	0	0
AFC East	3-1	58	295	5.1	33	3	1
AFC Totals	13-10	428	1746	4.1	40	13	7
Atlanta	0-0	0	0	0.0	0	0	0
LA Rams	0-0	0	0	0.0	0	0	0
New Orleans	0-0	0	0	0.0	0	0	0
San Francisco	0-0	0	0	0.0	0	0	0
NFC West	0-0	0	0	0.0	0	0	0
Chicago	0-1	23	83	3.6	14	0	0
Detroit	0-1	16	53	3.3	8	0	0
Green Bay	1-0	13	53	5.3	19	1	0
Minnesota	0-1	21	92	4.4	15	0	0
Tampa Bay	0-0	0	0	0.0	0	0	0
NFC Central	1-3	73	281	3.8	19	1	0
Dallas	0-0	0	0	0.0	0	0	0
NY Giants	0-1	15	44	2.9	8	0	0
Philadelphia	0-1	12	44	3.7	17	0	0
Phoenix	1-0	23	128	5.6	22	0	1
Washington	1-0	31	110	3.5	13	0	1
NFC East	2-2	81	326	4.0	22	0	2
NFC Totals	3-5-0	154	607	3.9	22	1	2
NFL Totals	16-15-0	582	2353	4.0	40	14	9
HOME	10-5-0	271	1132	4.2	40	9	5
ROAD	6-10-0	311	1221	3.9	33	5	4
GRASS	12-10-0	414	1676	4.1	40	11	8
TURF	4-5-0	168	677	4.0	33	5	1

No. 80 MARK ANTHONY JACKSON

Wide Receiver



Birthdate—July 23, 1963
Birthplace—Chicago, Ill.
Residence—Aurora, Colo.
How Acquired—Draft #6b, 1986
College—Purdue
High School—Terre Haute South HS,
 Terre Haute, Ind.
Height—5-10
Weight—180
Pro Year—6th
Year with Broncos—6th

Mark Jackson led Denver in receiving in 1990 for the first time in his career, while setting new career highs in receptions and yardage. He tied for 12th in the AFC with 57 catches and was eighth in the conference with 926 yards. In addition to producing four of Denver's top six reception yardage games in 1990, Jackson tied his career single game reception high of seven in two games, vs. Seattle (9/23) and in Los Angeles against the Raiders (9/9). Seventy percent of his catches (40 of 57) picked up a Denver first down last year. He caught a 66-yard pass at Indianapolis (10/12), which stands as his longest regular season reception and was the Broncos' longest pass play last year. Jackson also rushed five times for 28 yards and scored on a 16-yard run vs. Kansas City (9/17). He is 11th in team history with 195 receptions, two behind Sammy Winder, eight with 3,398 yards by reception, and third with an average per catch of 17.43 yards. In 1989 Jackson finished second on the team with 28 catches for 446 yards and two touchdowns. His top performances of the regular season came at Seattle (10/22), with three receptions for 74 yards. Jackson had seven receptions for 136 yards in postseason play. He had five catches for 111 yards against Pittsburgh in the divisional playoff game (1/7), including one catch for 51 yards. He had a tremendous season in 1988, with 46 receptions for 852 yards and six touchdowns. He suffered a broken collarbone in the second week of the season vs. San Diego (9/11) and spent the next four weeks on injured reserve. He went on to play in all remaining games and closed out the season with several dynamic performances. At New Orleans (11/20) he tied a career reception high with five, and then topped that the following week vs. the L.A. Rams (11/27) when he caught six passes for 140 yards and two scores, all new career highs. He had seven receptions for 145 yards the next week in Los Angeles against the Raiders (12/4), and the following week had seven receptions for 137 yards and one TD at Seattle (12/11). Over the last five weeks of the season Jackson caught 30 passes for 540 yards and three TDs. He had the top three high-yardage games among Bronco receivers that season and was on the receiving end of eight of Denver's 13 longest pass plays. He had a good season in 1987, his first campaign as a fulltime starter. He was Denver's leading receiver in the postseason, with eight receptions for 210 yards and a 26.8 average. Jackson was named Denver's offensive most valuable player for his performance in the AFC Championship Game vs. Cleveland (1/17), catching four passes for 134 yards, including an 80-yard touchdown reception. He was also the team's leading receiver in Super Bowl XXII with four receptions for 76 yards. Jackson closed out regular season play with 26 receptions for 436 yards and two touchdowns, and set a personal regular season high yardage mark at Seattle (12/13) with 85 yards on three catches. He had a superb season in 1986, breaking Vance Johnson's records for reception yardage by a Bronco rookie with a team-high 738 yards on 38 receptions. His average of 19.4 yards per catch led all AFC

rookies with 30 or more receptions, and ranked fifth among all 57 AFC receivers who had 30 or more catches. Jackson was on the receiving end of the Broncos' five longest pass plays in 1986, with one of 53 yards, two for 51 yards, and one each of 50 and 47 yards. He was one of only two Broncos to record a catch in all 16 regular season games and led all Denver receivers in the last eight contests with 21 receptions for 418 yards. Jackson gained 76 yards on five catches in the postseason, including three for 51 yards in Super Bowl XXI (1/25). Jackson had two key receptions in Denver's 98-yard drive vs. Cleveland in the AFC Championship Game (1/11). He snared a 20-yard pass as the Broncos faced a third-and-18 with just under two minutes left, and caught a five-yard touchdown pass from John Elway to bring Denver within an extra point with 37 seconds left in regulation.

COLLEGE: Jackson was named honorable mention All Big Ten (AP and UPI) as a senior at Purdue, catching 47 Jim Everett aerials for 732 yards and five touchdowns that season. He closed out his college career with 51 catches for 810 yards and six scores and with an appearance in the Peach Bowl.

PERSONAL: Mark and his wife Ronni have a son, Kyle (3/17/89), and the family makes its home in the Denver suburb of Aurora. Jackson in 1990 was awarded the first Bob Martin Memorial Award, as voted by members of the Denver media who cover the Broncos. The award, named for the Broncos' longtime play-by-play announcer, honors a player's outstanding cooperation with the media. Born in Chicago, Ill., he graduated from Terre Haute South HS in Terre Haute, Ind. where he lettered three times in football, twice in track, and once in tennis. A public relations major at Purdue, Jackson's hobbies include tennis, photography, collecting pins, bowling, and "any challenging games."

Professional Record

Year	Club	Games	Starts	No.	Yds.	Avg.	TD
1986	—Denver ...	16	1	38	738	19.4	1
1987	—Denver ...	12	9	26	436	16.8	2
1988	—Denver ...	12	4	46	852	18.5	6
1989	—Denver ...	16	16	28	446	15.9	2
1990	—Denver ...	16	15	57	926	16.2	4
TOTALS		72	45	195	3398	17.4	15

SINGLE GAME HIGHS (Postseason in parenthesis)

Most receptions — 7 - four games (5 vs. Pittsburgh, 1/7/90). **Most reception yards** — 145 at L.A. Raiders, 12/4/88 (134 vs. Cleveland, 1/17/88). **Longest reception** — 66 from Elway at Indianapolis, 10/21/90 (80t from Elway vs. Cleveland, 1/17/88). **Most touchdowns** — 2 - three games (1 - two games).

ADDITIONAL STATISTICS: Recovered one fumble, rushed two times for six yards, returned two punts for seven yards, and returned one kickoff for 16 yards, 1986; recovered one fumble, 1988; fumbled once, 1989; fumbled once and rushed five times for 28 yards and one TD, 1990.

No. 82 VANCE EDWARD JOHNSON

Wide Receiver



Birthdate—March 13, 1963
Birthplace—Trenton, N.J.
Residence—Westminster, Colo.
How Acquired—Draft #2a, 1985
College—Arizona
High School—Cholla HS,
 Tucson, Ariz.
Height—5-11
Weight—185
Pro Year—7th
Year with Broncos—7th

Vance Johnson is poised to move into fourth place among all-time Bronco receivers, as his 322 career catches stand 31 behind former Denver all-pro Steve Watson's total of 353. Johnson is fifth in team annals with 4,506 reception yards, and has played in 50 consecutive regular season games, the fifth longest active streak on the team. Last year he finished second on the team with 54 receptions for 747 yards and three touchdowns, and also returned 11 punts for an 8.4 average and six kickoffs for 126 yards. Johnson tied his single game high with nine receptions vs. Seattle (9/23), the Broncos' top mark in 1990. He also led the team with a 150-yard performance vs. Kansas City, (9/17), a game in which he caught a fourth-down, 49-yard pass from John Elway that helped set up the game-winning field goal. Johnson had an outstanding season in 1989, as he became the first Bronco to catch more than 70 passes since Lionel Taylor in 1965. Johnson set career highs with 76 catches for 1,095 yards and seven touchdowns. His reception total tied for fourth in the AFC and ninth in the NFL, while his yardage total ranked ninth in the conference and 12th in the league. He accounted for six of Denver's top eight receiving days in 1989 and had five or more receptions in eight games, with nine against both Philadelphia (10/29) and Phoenix (12/16). Johnson was on the receiving end of six of the team's 15 longest pass plays, including receptions of 68 and 69 yards. He had six receptions for a career-high 154 yards and two TDs against Seattle (11/26), all coming in the first half. That game marked his third 100-yard effort of the season and his first two-TD game ever. He caught nine passes for 148 yards and a score vs. Philadelphia (10/29) and five for 145 yards and a score at Cleveland (10/1). Johnson was Denver's primary punt return in the last half of the 1989 season and closed out the campaign with 12 returns for a team-high 9.8 average. Johnson led all Denver receivers in the postseason, with 12 catches for 197 yards and a score, and he returned seven punts for a 7.6 average. Against Pittsburgh in the divisional playoff game (1/7) he had three receptions for 85 yards and a TD and caught seven passes for 91 yards in the AFC Championship Game vs. Cleveland (1/14). In Super Bowl XXIV (1/28) he caught two passes for 21 yards. Johnson led the team in 1988 with 68 catches (6th-AFC, 115th-NFL), the eighth highest single season total in Bronco history, and gained 896 yards (9th-AFC, 20th-NFL). In the game against the Raiders (9/26), Johnson combined with Elway for an 86-yard pass play, tying the Bronco record for longest non-scoring completion. Johnson was the only Bronco that season to record a catch in every game, and he gained 50 or more yards on receptions in nine of 16 games. He had an outstanding 1987 campaign despite missing most of two regular season games with a dislocated shoulder, suffered early in the Dec. 6 contest vs. New England. He led the team with 684 yards on 42 catches and scored seven touchdowns to tie for the team lead. Johnson gained over 80 yards on receptions in six games, including a 115-yard per-

formance against the Los Angeles Raiders (11/22), and tied a team record by scoring a TD by reception in six straight games. In the divisional playoff game vs. Houston (1/10), Johnson caught four passes for 105 yards before being sidelined with a groin injury. The injury kept him out of the AFC Championship Game but he returned to action in Super Bowl XXII. He turned in a tremendous performance in the 1986 postseason, completing his comeback from an early season knee injury. After a dazzling exhibition in the final preseason game vs. the Los Angeles Rams, in which he caught 11 passes for 195 yards and a score, he injured a knee in the season opener, had arthroscopic surgery, and spent four weeks on injured reserve. He finished the regular season with 31 receptions for 363 yards and two touchdowns, rushed five times for 15 yards, and returned three punts and two kickoffs. Johnson led the team in the 1986 postseason with 12 catches for 235 yards and two TDs. In the divisional playoff game vs. New England (1/4) he caught four passes for 89 yards and scored on a 48-yard pass from John Elway. After a three-catch performance in the AFC Championship Game at Cleveland (1/11) he led all receivers in Super Bowl XXI with five receptions for 121 yards, including a 47-yard TD pass from Elway. He had a fine season in 1985 as he made the conversion from running back to wide receiver and set new Bronco rookie records for receptions (51) and reception yardage (721 yards). He led the team in punt and kickoff returns as well, and his 1,757 all-purpose yards were tops among all NFL rookies. His receiving totals placed second on the team, although Johnson did not become a fulltime starter until week 10. He registered Denver's high-yardage mark that year with 116 yards on six catches vs. Kansas City (12/14), and he recorded three of the top six yardage marks for the team, including 96 yards at Atlanta (9/22) and 92 yards vs. San Francisco (11/11). Johnson scored three touchdowns, with the longest being a 63-yard catch and run against the Falcons. Denver's first pick in the second round of that year's draft, Johnson ran a 4.36 40-yard dash in rookie camp.

COLLEGE: Vance was the University of Arizona's key player at tailback in his four years with the Wildcats, finishing fourth in school history in all-purpose yards (3,442), fifth in scoring (168 pts.), and sixth in receptions (78). He closed out his college career with appearances in the Senior Bowl and the East-West Shrine game, where he caught seven passes and threw a touchdown pass. As a junior, Vance led the PAC-10 in touchdowns with 13, 10 of them rushing. He was a 1982 All-PAC 10 selection and led the team that season in rushing (433 yards) and kickoff returns (27.2 avg.). Vance set several Arizona freshman records and was named to Blue Chip Magazine's second-team All-American freshman squad. A great track athlete as well, Vance won the 1982 NCAA long jump championship with a 26'-11½" effort, and in addition captured the 1984 PAC-10 long jump title, finishing second in the NCAA that year. He was an alternate in the long jump on the 1984 Olympic team, missing the team by one inch. He was chosen to compete with the American Olympic team in the spring of 1985 in Monaco, France, but decided to pass up the opportunity because of his football career. He majored in commercial art.

PERSONAL: Vance has two sons, Vaughn (10/21/87), and Vincent (4/18/89). An accomplished artist, Vance had seven showings of his work at Denver's Gallery One during the 1987 off season. He specializes in acrylic fine arts, with particular interest in women's faces and sports vignettes. A native of Trenton, N.J., Vance was raised in Tucson and lettered twice in football and four times in track at Cholla HS. He scored 22 touchdowns as a senior and had a 9.1 yard rushing average while gaining 1,382 yards. He set school records in the long jump, high jump, 100 and 220-yard dashes, and was Arizona's long jump champion in 1980. He was an all-state football selection in 1980.

Professional Record

		RECEIVING						RUSHING			
Year	Club	Games	Starts	No.	Yds.	Avg.	TD	Att.	Yds.	Avg.	TD
1985	—Denver ...	16	7	51	721	14.1	3	10	36	3.6	0
1986	—Denver ...	12	7	31	363	11.7	2	5	15	3.0	0
1987	—Denver ...	11	9	42	684	16.3	7	1	-8	-8.0	0
1988	—Denver ...	16	13	68	896	13.2	5	1	1	1.0	0
1989	—Denver ...	16	16	76	1095	14.4	7	0	0	0.0	0
1990	—Denver ...	16	13	54	747	13.8	3	0	0	0.0	0
TOTALS		87	65	322	4506	14.0	27	17	44	2.6	0

Year	Club	PUNT RETURNS				KICKOFF RETURNS			
		No.	Yds.	Avg.	TD	No.	Yds.	Avg.	TD
1985—Denver	30	260	8.7	0	30	740	24.7	0
1986—Denver	3	36	12.0	0	2	21	10.5	0
1987—Denver	1	9	9.0	0	7	140	20.0	0
1988—Denver	0	0	0.0	0	0	0	0.0	0
1989—Denver	12	118	9.8	0	0	0	0.0	0
1990—Denver	11	92	8.4	0	6	126	21.0	0
TOTALS	57	515	9.0	0	45	1027	22.8	0

SINGLE GAME HIGHS

(Postseason in parenthesis)

Most receptions — 9 - three games (7 vs. Cleveland, 1/14/90). **Most reception yards** — 154 vs. Seattle, 11/26/89 (121 vs. N.Y. Giants, 1/25/87). **Longest reception** — 86 from Elway vs. L.A. Raiders 9/26/88 (55 from Elway vs. Houston, 1/10/88). **Most touchdowns** — 2 vs. Seattle, 11/26/89 (1 - 3 games).

ADDITIONAL STATISTICS: Fumbled five times, recovered two fumbles, 1985; fumbled once and passed once, incomplete, 1986; fumbled once and passed once, incomplete, 1987; fumbled once, 1990.

No. 66 JAMES ALLEN (Jim) JURIGA Tackle/Guard



Birthdate—September 12, 1964
Birthplace—Fort Wayne, Ind.
Residence—Aurora, Colo.
How Acquired—Draft #4, 1986
College—Illinois
High School—Wheaton North HS, Wheaton, Ill.
Height—6-6
Weight—275
Pro Year—4th
Year with Broncos—4th

Jim Juriga started the first 11 games of 1990 at right guard for the Broncos before suffering a lower back sprain. He was one of Denver's inactive players against the Raiders (12/2), snapping streaks of 43 consecutive games played and 27 consecutive starts. He played his final game of the year the following week at Kansas City (12/9) and spent the last two weeks of the season on injured reserve. Juriga has started 42 of the 44 regular season games in which he has played. Juriga had a fine season in 1989, displaying his versatility by starting at three different positions in the campaign. He opened the season as Denver's starting right guard, but moved to left guard in week seven. He was the Broncos' starting left tackle against the Raiders (12/3). He saw his first regular season action as a professional in 1988, starting the first 12 games at left tackle and the next three at right guard. He spent the 1987 campaign on injured reserve, rehabilitating a knee injury suffered in the final preseason game in 1986. Denver's fourth-round draft choice

that year, Juriga had been installed into the starting lineup before the injury and started in the preseason contest vs. San Francisco (8/23).

COLLEGE: Juriga played both guard and tackle at Illinois, where he was one of the top linemen in the Big Ten during his four-year career. He received all-star honors after each of his four years as a lineman for the Fighting Illini, playing tackle in his first three seasons and guard as a senior. He was an Outland Trophy candidate in his final college campaign and was named All-Big Ten and Academic All-Big Ten that year, finishing out his collegiate career with an appearance in the Hula Bowl. He was first-team All-Big Ten at tackle in his sophomore and junior seasons and in 1982 was picked by the Football News as the most valuable freshman lineman in the nation, also earning consensus frosh All-American honors.

PERSONAL: Jim and his wife Denise have a son, Jacob Thomas (10/19/90), and the family makes its home in Castle Rock, Colo. Born in Fort Wayne, Ind., he attended Wheaton North HS in Wheaton, Ill., where he lettered twice in football and four times in track. Juriga was a high school All-American and played on the class 4A state championship team in 1981 and on the runner-up Illinois prep team in 1980. He majored in agricultural science and plans to go on to veterinary school. Jim lists hunting, fishing and scuba diving as his hobbies.

Professional Record

GAMES PLAYED: 1986 (0 - injured reserve), 1987 (0 - injured reserve), 1988 (16), 1989 (16), 1990 (12). Total — 44.

GAMES STARTED: 1988 (15), 1989 (16), 1990 (11). Total — 42.

No. 72 KEITH LEONARD KARTZ

Tackle/Guard



Birthdate—May 5, 1965
Birthplace—Las Vegas, Nev.
Residence—Aurora, Colo.
How Acquired—FA, 1987
College—California
High School—San Diequito, HS, Encinitas, Calif.
Height—6-4
Weight—270
Pro Year—5th
Year with Broncos—5th

Keith Kartz was one of only nine Broncos to start every game in 1990, and his 33 consecutive starts stand as the fourth longest active streak on the team. His teammates last year honored Kartz by citing him as the Bronco's Most Inspirational Player, and he also was named as Denver's winner of the Ed Block Memorial Award for Courage in 1990, both tributes to his leadership and unselfish play. Considered by Bronco coaches to one of the best centers in the NFL, Kartz started every game at center in 1989 for Denver, his first season ever at that position. His play was impressive enough to garner alternate status for the Pro Bowl. Now entering his fifth season with the Broncos, Kartz has started 47 of the 57 regular season games in which he has played as a pro. He started 12 games at the right guard position for Denver in 1988 but was hampered late in the season by a dislocated right toe. He began the season as a reserve but moved into a starting role in week two after Stefan Humphries was injured. Kartz started the next 11 games before injuring his toe at New Orleans (11/20). He sat out the following three contests but returned to start in the season finale vs. New England (12/17). Kartz joined the Broncos as a free agent in 1987

and was placed on injured reserve with a back injury in early September. He re-joined the active squad before the Oct. 4 contest vs. Houston and started all three replacement games. Kartz went on to play in all but one of the remaining regular and postseason games. He turned in a fine performance in Super Bowl XXII (1/31) after Dave Studdard left the game with an injury. Kartz attended Seattle's training camp in 1986.

COLLEGE: Kartz was all-conference and All-West Coast as a tackle at the University of California. He played for the Golden Bears in 1981-85, redshirting in 1983. Kartz has a bachelor's degree in social science.

PERSONAL: Keith is single and resides in Aurora, Colo. In Encinitas, Calif., he attended San Diequito HS and lettered three times each in football and track, and twice in basketball. He was born in Las Vegas, Nev.

Professional Record

GAMES PLAYED: 1987 (12), 1988 (13), 1989 (16); 1990 (16). Total — 57.

GAMES STARTED: 1987 (3), 1988 (12), 1989 (16); 1990 (16). Total — 47.

No. 88 CLARENCE HUBERT KAY

Tight End



Birthdate—July 30, 1961
Birthplace—Seneca, S.C.
Residence—Seneca, S.C.
How Acquired—Draft #7, 1984
College—Georgia
High School—Seneca HS, Seneca, S.C.
Height—6-2
Weight—237
Pro Year—8th
Year with Broncos—8th

Clarence Kay tied for third on the team in 1990 with 29 receptions, gaining 282 yards. A starter in 14 of 16 games last year, Kay had only six receptions through the first eight games, but rebounded with 23 in the last half of the season. He had five games with three or more receptions, with a high of five at Seattle (12/23), and his high yardage mark, 48 yards, for the season came vs. the Raiders (12/2). Kay is 12th in team history with 175 receptions, which is second among all-time Bronco tight ends, and 11th in reception yards with 1,941. Kay started every game in the 1989 regular season and caught 21 passes for 197 yards and two scores. He had his top day of the campaign at Phoenix (12/16), with four catches for 64 yards, including a 20-yard touchdown reception. Kay set personal highs in 1988 with 34 receptions and four touchdowns despite missing two games with a bruised spinal cord, an injury he suffered in the season opener vs. Seattle (9/4). He had 352 yards receiving, the second highest total of his career. Kay was named Denver's offensive player of the game three times in 1988 for his efforts at San Diego (five receptions for 41 yards, 10/2), the following week at San Francisco (four for 44, 10/9), and in Los Angeles against the Raiders (five for 43 and two TDs, 12/4). He also had two TD catches at Pittsburgh (10/23), a game in which he had his high yardage mark of 1988 with 56 yards on four receptions. Kay had a tremendous season in 1987, closing out regular season play with 31 catches for a career-high 440 yards. He was named Denver's offensive MVP for his performance at Minnesota (10/26), catching four passes for 63 yards, and was Denver's overall MVP vs. Kansas City (12/19),

setting new personal highs with six catches for 91 yards. In the divisional playoff game vs. Houston (1/10) Kay caught three passes for 57 yards and two touchdowns, and he finished postseason play with five receptions for 95 yards. In 1986 he caught 15 passes for 195 yards and a touchdown, and also had two receptions for 23 yards in the AFC Championship Game at Cleveland (1/11). He had the longest reception of his career at Pittsburgh in a Monday night game (9/15), going for 34 yards. Kay started the first 10 games of the season, but was suspended for the week 11 contest. He started the following two games, played but did not start in week 14, and was on the Reserve/Non-Football Illness list for the final two regular season contests and the divisional playoff game vs. New England. Kay showed tremendous improvement as a receiver in 1985, leading Bronco tight ends with 29 receptions for 339 yards. Kay, who is considered by Denver coaches to be one of the best blocking tight ends in the NFL, came to Denver as a seventh-round draft choice in 1984. He caught 16 passes for 136 yards and three touchdowns that year, earning All-Rookie honors from Pro Football Weekly and the Pro Football Writers of America.

COLLEGE: Clarence earned second team All-Southeastern Conference honors as a senior at Georgia, concluding his college career in the Cotton Bowl. He was a member of the Bulldog teams that played in the 1982 and 1983 Sugar Bowls. Clarence's career totals show 51 receptions for 740 yards and six touchdowns. He majored in arts and sciences.

PERSONAL: Clarence is single and resides in his native Seneca, S.C., where he was a superior athlete at Seneca HS. He earned 12 prep letters in football, basketball, and track, recording a personal high of 6'-8" in the high jump. Clarence was an Adidas football All-American in 1979.

Professional Record

Year	Club	Games	Starts	RECEIVING			
				No.	Yards	Avg.	TD
1984	—Denver	16	13	16	136	8.5	3
1985	—Denver	16	16	29	339	11.7	3
1986	—Denver	13	12	15	195	13.0	1
1987	—Denver	12	12	31	440	14.2	0
1988	—Denver	14	14	34	352	10.4	4
1989	—Denver	16	16	21	197	9.4	2
1990	—Denver	16	14	29	282	9.7	0
TOTALS		103	97	175	1941	11.1	13

SINGLE GAME HIGHS

(Postseason in parenthesis)

Most receptions — 6 vs. Kansas City, 12/19/87 (3 vs. Houston, 1/10/88). **Most reception yards** — 91 vs. Kansas City, 12/19/87 (57 vs. Houston, 1/10/88). **Longest reception** — 34 from Elway at Pittsburgh, 9/15/86 (29 from Elway vs. Houston, 1/10/88). **Most touchdowns** — 2 - two games (2 vs. Houston, 1/10/88).

ADDITIONAL STATISTICS: Fumbled once, 1984; fumbled once, recovered one fumble, 1985; fumbled three times, 1987; fumbled once, 1988; recovered one fumble, 1989; recovered one fumble, 1990.

No. 68 CRAWFORD FRANCIS KER

Guard



Birthdate—May 5, 1962
Birthplace—Philadelphia, Pa.
Residence—Denver, Colo.
How Acquired—Plan B, 1991
College—Florida
High School—Dunedin HS,
 Dunedin, Fla.
Height—6-3
Weight—285
Pro Year—7th
Year with Broncos—1st

Crawford Ker signed with the Broncos on March 27 as a Plan B free agent. He came to Denver from Dallas, where he was the Cowboys' starting right guard from 1986-89 and the starting left guard in 1990. Ker was drafted in the third round by Dallas in 1985, but played in only five games as a rookie due to a back injury. He was installed as a starter the following season but did not miss a game until last year when he failed to play in two games because of an injury. An extremely strong, mobile athlete, Ker was recognized as a team leader in Dallas.

COLLEGE: As a senior at the University of Florida, Ker was named second-team All-Southeastern Conference and honorable mention All-America. He began his college career as a walk-on at Western Arizona JC, and was later honored as a JC All-American.

PERSONAL: Crawford is single and makes his home in Denver, Colo. He was born in Philadelphia, Pa., but was raised in Florida, where he was an all-conference football player at Dunedin (Fla.) HS. His parents, Anne and George Ker, are natives of Scotland who moved to the United States in 1956, and his father once served as a royal guard at Buckingham Palace. Crawford loves animals and lives with Atlas, his attack-trained Rottweiler.

Professional Record

GAMES PLAYED: 1985 (5), 1986 (16), 1987 (12), 1988 (16), 1989 (16), 1990 (14). Total — 79.

GAMES STARTED: 1985 (0), 1986 (16), 1987 (12), 1988 (16), 1989 (16), 1990 (14). Total — 74.

No. 71 GREG JOHN KRAGEN

Nose Tackle



Birthdate—March 4, 1962
Birthplace—Chicago, Ill.
Residence—Danville, Calif.
How Acquired—FA, 1985
College—Utah State
High School—Amador Valley HS,
 Pleasanton, Calif.
Height—6-3
Weight—265
Pro Year—7th
Year with Broncos—7th

Greg Kragen turned in another solid effort at nose tackle for the Broncos in 1990, and was one of only five defensive players to start in every game. He led all of Denver's defensive linemen with 46 tackles and 35 assists, while also tallying two sacks, three forced fumbles, two fumble recoveries, and five passes defended. Kragen

had a fine game at Buffalo (9/30) with nine tackles and two forced fumbles and at Kansas City (12/9) he totaled six tackles, four assists, and a fumble recovery that set up a Bronco touchdown. Kragen has now started 69 of the last 72 games in which he has played since taking over the starting nose tackle spot in the third week of the 1986 campaign. Kragen had a tremendous season in 1989 and was rewarded with his first Pro Bowl appearance. He started 14 regular season games and all three postseason contests at nose tackle, sitting out weeks five and six with a sprained knee. Kragen closed out the season with 43 tackles, 29 assists, a team-high four fumble recoveries, two sacks, and two passes defended. He was named AFC Defensive Player of the Week for his performance at Kansas City (11/12), a game in which he had six tackles, a sack, and a 17-yard fumble return for Denver's only touchdown. Kragen was named the team's defensive player of the game five times in 1988, including three times in a four week stretch. In Los Angeles against the Raiders (12/4) he was in on 13 tackles and had two sacks and at San Francisco (10/9) he had 10 first hits and five assists, and set up the Broncos' game-tying touchdown with a fumble recovery late in the fourth quarter. Kragen's season totals show a team-high 101 first hits, 39 assists, two and one-half sacks, four passes defended, and a fumble recovery. He began the 1987 campaign as a back up at nose tackle but returned to a starting role before the Oct. 26 game at Minnesota and started all but one of the remaining games. He was named defensive MVP for his performance against the Raiders (11/22), in which he tallied five first hits, four assists, and an eight-yard sack, and he had a 14-tackle game two weeks later vs. New England (12/6). Kragen closed out the regular season with 48 first hits, high among defensive linemen, 30 assists, two sacks, and a fumble recovery. His postseason totals show 11 first hits, nine assists, and four quarterback harassments, earning defensive MVP honors for his performance vs. Cleveland in the AFC Championship Game (1/17). Kragen moved into the starting nose tackle spot in the third week of the 1986 season and started every game thereafter, including both playoff games and Super Bowl XXI. He finished the regular season with 60 total tackles and a team-leading three fumble recoveries. Kragen played as Rubin Carter's back-up at nose tackle and on special teams in 1985, recording two sacks that year, including one in his first game as a professional at the Los Angeles Rams (9/8). He joined the Broncos as a free agent in 1985 after being one of the club's last training camp cuts in 1984.

COLLEGE: Greg earned several honors at Utah State, where he played from 1980-83. He was a first-team All-Pacific Coast Conference player in his senior year as well as an honorable mention AP All-American and second-team All-West Coast performer.

PERSONAL: Greg and his wife Cindy have a daughter, Jordan Marie (1/8/90), and the family makes its home in Danville, Calif. A native of Chicago, Ill., Greg earned three prep letters in basketball and two in football at Amador HS in Pleasanton, Calif. He majored in political science at Utah State.

Professional Record

Year	Club	Games	Starts	TACKLES			Sacks
				Tackles	Assists	Total	
1985	Denver	16	1	11	2	13	2.0
1986	Denver	16	14	29	31	60	0.0
1987	Denver	12	9	48	30	78	2.0
1988	Denver	16	16	101	39	140	2.5
1989	Denver	14	14	43	29	72	2.0
1990	Denver	16	16	46	35	81	2.0
TOTALS		90	70	278	166	444	10.5

ADDITIONAL STATISTICS: Recovered three fumbles, 1986; recovered one fumble, 1987; recovered one fumble, 1988; recovered 4 fumbles and scored on a 17-yard fumble return, 1989; recovered two fumbles, 1990.

No. 8 GARY KUBIAK

Quarterback



Birthdate—August 15, 1961
Birthplace—Houston, Tex.
Residence—Plantersville, Tex.
How Acquired—Draft #8, 1983
College—Texas A&M
High School—St. Pius HS,
 Houston, Tex.
Height—6-0
Weight—192
Pro Year—9th
Year with Broncos—9th

Gary Kubiak saw action at quarterback in three games in 1990, and completed 11 of 22 passes for 145 yards, with four interceptions. He also rushed for 52 yards on nine carries, including an 18-yard dash in the season finale vs. Green Bay (12/30). For his career Kubiak has completed 170 of 293 passes for a .580 completion percentage that is the top mark in team history. Kubiak also holds the Broncos' single season record for interception avoidance with a mark of .013 (one interception in 75 attempts), set in 1984. In 1989 he completed 32 of 55 passes for 284 yards, two touchdowns, and two interceptions, and he also rushed for 35 yards. Kubiak started in place of Elway, who was out with the flu, at Washington (11/20), and he led the team to a 14-10 Monday night victory, throwing for 123 yards and two touchdowns. He completed 12 of 17 passes for 97 yards in the season finale at San Diego (12/24). He completed one of three passes for 28 yards in Super Bowl XXIV against San Francisco. He took snaps at quarterback in eight of Denver's final 11 games in 1988, completing 43 of 69 passes, and set personal career highs with a .623 completion percentage, 497 yards passing, and five TDs. He also rushed 17 times for 65 yards. When Elway left the game with an ankle injury vs. Atlanta (10/16), Kubiak entered and led the Broncos to a 30-14 victory, completing four of 10 passes for 82 yards, including a 68-yard TD pass to Steve Sewell. The following week in Pittsburgh (10/23) he made his first start in almost four seasons and completed 15 of 27 passes for 157 yards, two touchdowns, and three interceptions in a losing effort. Kubiak completed 12 of 16 passes for 138 yards and two scores the next week at Indianapolis (10/31) and went on to see further action at quarterback in four of the remaining seven weeks. Kubiak saw the most limited playing time of his career in 1987 as he completed just three of seven passes for 25 yards, throwing two interceptions in a blizzard vs. San Diego (12/27). Against Detroit (11/1) Kubiak completed all three of his passes for 25 yards. He saw action in seven games in 1986, including Super Bowl XXI. In the regular season he completed 23 of 38 passes for 249 yards, one touchdown, and three interceptions, rushed six times for 22 yards, and also served as holder on extra point and field goal attempts. Kubiak completed all four passes in Super Bowl XXI for 48 yards. He had his best outing of the season against the New York Jets (10/20) when he completed 10 of 14 passes for 114 yards, with one TD and one interception. He saw only limited action at quarterback in 1985, completing two of five passes for 61 yards in his three appearances. He threw a 54-yard touchdown pass to Steve Sewell at San Diego (11/3), and after Elway was injured in the season finale at Seattle (12/20) Kubiak drove the Broncos into range for the winning field goal, getting the final six yards on a quarterback draw. Kubiak turned in a strong performance in 1984, starting two games in place of an injured John Elway and seeing duty in five more. He led the Broncos to a thrilling 22-19 overtime win over the Los Angeles Raiders (10/28), completing 21 of 34 passes for 206 yards and two touchdowns in his second

start of the season. He suffered a concussion in his first start of the year at Chicago, knocking him out of the game. Kubiak also engineered a 75-yard drive that led to the winning score against Cincinnati (9/2) after Elway was injured. He also recorded a 20-yard reception against Buffalo (10/21) and scored on a three-yard run in the same game. As a rookie in 1983 Kubiak started in place of a flu-ridden Elway against Seattle (11/20), leading the Broncos to a 38-27 victory. He threw a 78-yard touchdown pass to Steve Watson and ran eight yards for another score in that game. For the season, he played in four games and he directed two fourth quarter scoring drives in the regular season finale at Kansas City (12/18). An eighth-round draft choice of the Broncos, Kubiak has impressed coaches with his knowledge of the game and his leadership abilities.

COLLEGE: Kubiak made the Players' All-Southwest Conference team in 1982 and earned appearances in the Blue-Gray and Hula Bowl games for a season in which he led the SWC in attempts (324), completions (181), percentage (55.9), yardage (1,948), touchdowns (19), and total offense (1,885). As a junior at Texas A&M, Kubiak set conference records for single game TDs (six against Rice) and single game percentage (19 of 21 for 90.5 percent against Arkansas), and ranked second in the SWC in passing (1,908 yards) and total offense (1,986 yards). Gary has a degree in physical education.

PERSONAL: Gary and his wife Rhonda have two sons, Klint (2/17/87) and Klay (10/10/88), and the family makes its home in Plantersville, Tex. At St. Pius HS in his native Houston, Gary made all district, all-state, and All-America and set the state passing record with 6,190 yards. A brilliant prep athlete, he lettered all four years in football, basketball, and baseball, and made all-state in all three sports in both his junior and senior years. He was also all-state in track twice in high school.

Professional Record

Year	Club	PASSING						
		Games	Starts	Att.	Comp	Pct.	Yds.	TD
1983	Denver	4	1	22	12	54.5	186	1
1984	Denver	7	2	75	44	58.7	440	4
1985	Denver	16	0	5	2	40.0	61	0
1986	Denver	16	0	38	23	60.5	249	1
1987	Denver	12	0	7	3	42.8	25	0
1988	Denver	16	1	69	43	62.3	497	5
1989	Denver	16	1	55	32	58.2	284	2
1990	Denver	16	0	22	11	50.0	145	0
TOTALS		103	5	293	170	58.0	1887	14

Year	Club	RUSHING			
		Att.	Yds.	Avg.	TD
1983	Denver	4	17	4.3	1
1984	Denver	9	27	3.0	1
1985	Denver	1	6	6.0	0
1986	Denver	6	22	3.7	0
1987	Denver	1	3	3.0	0
1988	Denver	17	65	3.8	0
1989	Denver	15	35	2.3	0
1990	Denver	9	52	5.8	0
TOTALS		62	227	3.7	2

SINGLE GAME HIGHS

(Postseason in parenthesis)

Most pass attempts — 34 at L.A. Raiders, 10/28/84 (4 vs. N.Y. Giants, 1/25/87). **Most pass completions** — 21 at L.A. Raiders, 10/21/84 (4 vs. N.Y. Giants, 1/25/87). **Most yards passing** — 206 at L.A. Raiders (10/21/84 (48 vs. N.Y. Giants, 1/25/87). **Highest completion pct.** — .750 at Indianapolis, 10/31/88 (1.000 vs. N.Y. Giants, 1/25/87). **Most touchdown passes** — 2 - four games. **Most interceptions** — 3 - two games. **Longest completion** — 78t to Watson vs. Seattle, 11/20/83 (28 to Nattiel vs. San Francisco, 1/28/90).

ADDITIONAL STATISTICS: Caught one pass for 20 yards, 1984; fumbles three times and recovered three fumbles, 1988; fumbled twice and recovered one fumble, 1989; fumbled twice and recovered two fumbles, 1990.

No. 21 LE-LO LANG

Cornerback



Birthdate—January 23, 1967
Birthplace—Los Angeles, Calif.
Residence—Los Angeles, Calif.
How Acquired—Draft #5b, 1990
College—Washington
High School—Jordan HS,
 Los Angeles, Calif.
Height—5-11
Weight—185
Pro Year—2nd
Year with Broncos—2nd

Le-Lo Lang turned in several fine late season performances in 1990. He spent the first 10 weeks of the season on Denver's non-football injury list with a broken foot he suffered while weightlifting prior to training camp. Lang's six-game totals show six tackles, two assists, three passes defended, a fumble recovery, a forced fumble, and an interception. He had four tackles, an assist, and a knockdown block as a member of Denver's special teams unit. Lang was the Broncos' second pick in the fifth round of the 1990 draft.

COLLEGE: Lang earned honorable mention All-Pac 10 and All-America honors as a senior at the University of Washington. He had an outstanding career with the Huskies, originally joining the squad as a quarterback. Among Lang's seven collegiate interceptions was one returned for 87 yards and a score in his final year, the third longest such return in school history. He majored in society and justice at Washington.

PERSONAL: Le-Lo (pronounced LEE-lo) is single and makes his offseason home in his native Los Angeles, Calif., where he was a stand-out athlete at Jordan HS. He was a two-time team most valuable player, league co-player of the year, first-team all-league, all-city, and all-central city selection. Le-Lo led his team to three straight playoff appearances, passing for over 3,500 yards and rushing for over 1,500, scoring 50 TDs. A team captain as a senior, he also lettered in track and basketball.

Professional Record

Year	Club	TACKLES					INTERCEPTIONS				
		Games	Starts	Tackles	Assists	Total	No.	Yds.	Avg.	TD	
1990	Denver ...	6	0	6	2	8	1	5	5.0	0	
TOTALS ..		6	0	6	2	8	1	5	5.0	0	

ADDITIONAL STATISTICS: Recovered one fumble, 1990.

No. 76 KENNETH WAYNE (Ken) LANIER

Tackle



Birthdate—July 8, 1959
Birthplace—Columbus, Ohio
Residence—Denver, Colo.
How Acquired—Draft #5, 1981
College—Florida State
High School—Marion Franklin HS,
 Columbus, Ohio
Height—6-3
Weight—290
Pro Year—11th
Year with Broncos—11th

Ken Lanier needs two starts and six games played to move into the 10th spot in both categories among all-time Broncos. Through 10 seasons he has played in 141 contests and has recorded 133 starts. He leads all active Denver players with 136 consecutive games played, a streak that began in the 13th week of the 1981 campaign, and with 99 straight starts, having started every Bronco game since week nine of 1984. His seniority is reflected in the fact that by the end of the 1990 campaign he had racked up more career starts than Denver's other starting offensive linemen combined.

Player	Starts
Keith Kartz	47
Jim Juriga	42
Doug Widell	26
Darrell Hamilton	8
TOTAL	123
LANIER'S TOTAL	133

Last season was the sixth straight in which Lanier started every game. In 1988 Lanier was named the team's offensive MVP for his performance against the Raiders (9/26). He joined the club as a fifth-round draft choice in 1981 and saw action in eight games that season, starting one. He was named a fulltime starter at right tackle in 1982 and has held the position ever since.

COLLEGE: Ken was known as the "Ironman" of Florida State's team because of his string of 46 consecutive games started during his four-year Seminole career. He was named to several All-America teams during his junior and senior seasons. In addition to his football career at FSU, Lanier performed weight duty for the Seminole track team and holds the school record in the shot put with a heave of 60'2". He was the Metro Conference champion in that event in his junior and senior years. Ken closed out his college football career with an appearance in the Senior Bowl, and graduated from Florida State with an industrial arts degree.

PERSONAL: Ken and his wife Vickie have two sons, Kenneth (3/21/87) and Kelyn (9/5/88), and the family makes it home in Denver. A Columbus, Ohio native, he earned All-Ohio honors and three letters each in football and track at Marion Franklin HS in his hometown. Lanier set the Ohio state record with a heave of 66'5" in the shot as a senior.

Professional Record

GAMES PLAYED: 1981 (8), 1982 (9), 1983 (16), 1984 (16), 1985 (16), 1986 (16), 1987 (12), 1988 (16), 1989 (16), 1990 (16). Total — 141.

GAMES STARTED: 1981 (1), 1982 (9), 1983 (16), 1984 (15), 1985 (16), 1986 (16), 1987 (12), 1988 (16), 1989 (16), 1990 (16). Total — 133.

ADDITIONAL STATISTICS: Recovered one fumble, 1982; recovered one fumble, 1984; recovered one fumble and caught one pass for minus four yards, 1990.

No. 59 TIMOTHY (Tim) BRIAN LUCAS

Linebacker



Birthdate—April 3, 1961
Birthplace—Stockton, Calif.
Residence—Lodi, Calif.
How Acquired—FA, 1987
College—California
High School—Rio Vista, HS,
 Rio Vista, Calif.
Height—6-3
Weight—230
Pro Year—5th
Year with Broncos—5th

Tim Lucas started in the final five games of the 1990 campaign, his first starts since 1987. Last year at linebacker he posted 16 tackles, 16 assists, a sack, a forced fumble, and a fumble recovery. He also had five total tackles as a member of the Broncos' special teams unit. Lucas spent the first five weeks of the season on injured reserve with a foot injury suffered in the preseason. He forced and recovered a fumble vs. Pittsburgh (10/14) in his first game back, and in his first game as a starter, against the Raiders (12/2), Lucas tallied eight tackles and a sack. He played primarily on special teams in 1989 and was one of that unit's leaders with 13 tackles and eight assists. Lucas turned in a key play at Washington (11/20), when he tackled the Redskins' Monte Coleman for a loss on a fake punt attempt. In play as a linebacker, Lucas had five tackles, an assist, two sacks, and a pass defended. He played in every game in 1988, seeing the majority of his playing time on special teams. He had seven tackles and five knockdown blocks on that unit and was named Denver's special team MVP for his performance at Pittsburgh (10/23). He registered one tackle last season as a linebacker. Lucas played in 11 games and started three in 1987 with the Broncos. After signing with Denver on Sept. 24 that year, he started all three replacement games at outside linebacker. Lucas was named the Broncos' most valuable player of the game vs. the Raiders (10/12) after posting seven first hits, an assist, a five-yard quarterback sack, an interception, and a forced fumble. He was on the inactive list for weeks six through eight and played primarily on special teams for the remainder of the campaign. Lucas closed out the season with 11 first hits, four assists, and two sacks. Prior to coming to Denver, Lucas played with the USFL's Oakland franchise from 1983-85. He was drafted by the St. Louis Cardinals in the 10th round of the 1983 college draft.

COLLEGE: Lucas was a PAC-10 All-American as a senior at the University of California. He played for the Golden Bears in 1979-82 and won the school's scholar award. Lucas graduated with a degree in economics.

PERSONAL: Tim and his wife Robin make their offseason home in Lodi, Calif. Born in Stockton, Calif. he graduated from Rio Vista (Calif.) HS and was named all-league in football, baseball, basketball, and track. As a running back he ranked second in Northern California in rushing. Tim lists golf as his hobby.

Professional Record

Year	Club	Games	Starts	TACKLES			Sacks
				Tackles	Assists	Total	
1987	—Denver	11	3	11	4	15	2.0
1988	—Denver	16	0	1	0	1	0.0
1989	—Denver	16	0	5	1	6	2.0
1990	—Denver	11	5	16	16	32	1.0
TOTALS		54	8	33	21	54	5.0

Year	Club	No.	INTERCEPTIONS			TD
			Yds	Avg.		
1987	—Denver	1	11	11.0	0	
1988	—Denver	0	0	0.0	0	
1989	—Denver	0	0	0.0	0	
1990	—Denver	0	0	0.0	0	
TOTALS		1	11	11.0	0	

ADDITIONAL STATISTICS: Recovered one fumble, 1987; recovered one fumble, 1990.

No. 77 KARL BERNARD MECKLENBURG

*Linebacker/
Defensive End*



Birthdate—September 1, 1960
Birthplace—Edina, Minn.
Residence—Littleton, Colo.
How Acquired—Draft #12, 1983
College—Minnesota
High School—Edina West HS,
 Edina, Minn.
Height—6-3
Weight—235
Pro Year—9th
Year with Broncos—9th

Karl Mecklenburg played most of the 1990 season opposite Simon Fletcher at outside linebacker, but moved back to his customary inside position late in the season. One of only five Bronco defenders to start in each game last year, Mecklenburg ranked third with 116 total tackles. With five quarterback sacks he boosted his career total to 52.5, the fourth highest mark in team history. Mecklenburg scored a touchdown vs. Seattle (9/23) on a fumble return, returned another for 22 yards against the Chiefs (9/17), registered his first career safety against Green Bay (12/30) in the season finale, and blocked a PAT attempt vs. Cleveland (10/1). He earned his fourth Pro Bowl berth in five years for his play in 1989, but was unable to play in the game because of a knee injury sustained in Super Bowl XXIV. He was also named first-team All-Pro (AP), first-team All-AFC, and the AFC Defensive Player of the Month for November. Under Denver's new defensive system, Mecklenburg was allowed to concentrate on his inside linebacker position, and he finished the regular season as the Broncos' leader in total tackles with 143, (83 first hits and 60 assists). Mecklenburg also recorded 7.5 sacks, and had four fumble recoveries, three passes defended, and two forced fumbles. He had 10 or more total tackles in nine games, including a high of 15 vs. San Diego (10/8), and returned a fumble for 23 yards and his first touchdown as a pro at Phoenix (12/16). Mecklenburg started 15 games that year, missing the season opener because of a knee injury. He started the first three games of the 1988 season but fractured his right thumb on the last play of the contest at Kansas City (9/18), a game in which he posted an astounding total 16 first hits and was named Denver's defensive and overall MVP. Mecklenburg did not suit up the following week and saw only limited action at San Diego (10/2), but returned to form over the next three weeks, posting 42 total tackles and a sack in that period. He reinjured the thumb at Pittsburgh (10/23) however, and spent the next six weeks on injured reserve. Mecklenburg returned to the active roster for the final two weeks of the season and closed out the season with two 12-tackle performances. His season totals show 78 first hits, 24 assists, and a pass defended. Additionally, he had one-and-a-half sacks. Mecklenburg earned his third straight starting berth in the NFL Pro Bowl in 1987 and was voted by teammates Denver's Most Valuable Defensive Player. He was further

honored as All-NFL (NEA, AP 2nd-team) and All-AFC (UPI, Pro Football Weekly). Mecklenburg was named the Broncos' most valuable defensive player of the game four times in the 1987 campaign, and was selected as the AFC defensive player of the week following his performance vs. New England (12/6), netting two interceptions, six first hits, three assists, and two quarterback harassments. He closed out the season with totals of 81 first hits, 16 assists, three interceptions, two forced fumbles, and seven sacks, tying Rulon Jones for the team lead in sacks. Through the 1985-87 seasons Mecklenburg and Jones combined for 60 sacks. He had 19 total tackles in the postseason, including one-and-a-half sacks in Super Bowl XXII (1/31). Mecklenburg was named AFC Player of the Year by the Football News in 1986, in addition to being honored as All-NFL (AP, Sports Illustrated, NEA, Pro Football Writers of America, The Sporting News, Pro Football Weekly) and All-AFC (UPI, Pro Football Weekly, Football News). In 1986 he recorded 9½ sacks, 83 first hits, and 127 total tackles, with all figures ranking second on the team. Mecklenburg also posted three passes defended, a forced fumble and a fumble recovery, and had two games with 2½ sacks, at the Raiders (11/2), and vs. New England (9/28). Mecklenburg had 30 total tackles during the post-season, including a team-high 13 in Super Bowl XXI. Mecklenburg was one of the NFL's biggest success stories in 1985, and his superb play resulted in his being named a starter in the Pro Bowl, where he led the AFC with 11 tackles. He did not become a fulltime starter until the 10th week of the campaign but finished with a Bronco record 13 quarterback sacks, (broken by Rulon Jones in 1986). Mecklenburg had two team record four-sack games (vs. New Orleans on 9/15 and at Pittsburgh on 12/1), earning All-NFL (AP, Sports Illustrated, The Football News, Pro Football Writers of America, Newspaper Enterprise Association, and College and Pro Football Newsweekly-second team), and All-AFC (UPI) honors for his efforts. His great versatility enabled the coaching staff to move him around considerably in the Denver defense, and Mecklenburg played seven positions during a campaign in which he also led the team in forced fumbles (five) while posting 65 total tackles and defending four passes. He displayed his versatility in that Pittsburgh game, lining up at every defensive position except cornerback and safety. Mecklenburg was one of 1984's biggest surprises, making an immediate impact in his conversion to linebacker from defensive end during a campaign that saw him record seven sacks, high among linebackers, and two interceptions for a club-leading 105 yards. Mecklenburg was used largely on third down and passing down situations in 1984, but also saw some action as a defensive end. He played in all 16 games in 1983, posting 24 tackles and two sacks after joining the Broncos as their 12th-round draft pick.

COLLEGE: Karl earned second team All-Big Ten Honors (AP and UPI) as a senior at Minnesota. He started his college career at Augustana College (South Dakota), but transferred to Minnesota in 1980, sitting out that season as a redshirt.

PERSONAL: Karl and his wife Kathi have a son, Luke (1/31/85), and a daughter, Kelsey (3/12/90), and the family makes its home in the Denver suburb of Littleton. Karl is the Sport Chairman for a new national program with the United States Association for Blind Athletes called "SportMates". SportMates raises funds to provide training for blind and other disabled athletes for world competitions including the 1992 Winter Paralympics in Albertville, France and Summer Paralympics in Barcelona, Spain. From 1985 to 1989 Karl's "For Mercy's Sake, Sack 'Em" program raised \$600,000 for Colorado's medically needy at Denver's Mercy Hospital. Karl's mother is the former Deputy Secretary of the Department of Health, Education, and Welfare, and his father is a physician in the Washington, D.C. area. He was an all-conference selection, had also earned all-state honors at Edina West HS in his native Edina, Minn.

Karl has a degree in biology and is an accomplished guitarist who also likes to hunt and fish.

Professional Record

Year	Club	Games	Starts	TACKLES			Sacks
				Tackles	Assists	Total	
1983	Denver	16	0	12	12	24	2.0
1984	Denver	16	1	35	6	41	7.0
1985	Denver	16	9	60	5	65	13.0
1986	Denver	16	16	83	44	127	9.5
1987	Denver	12	12	81	16	97	7.0
1988	Denver	9	9	78	24	102	1.5
1989	Denver	15	15	83	60	143	7.5
1990	Denver	16	16	67	49	116	5.0
TOTALS		116	78	499	216	715	52.5

INTERCEPTIONS

Year	Club	No.	Yds.	Avg.	TD
1983	Denver	0	0	0.0	0
1984	Denver	2	105	52.5	0
1985	Denver	0	0	0.0	0
1986	Denver	0	0	0.0	0
1987	Denver	3	23	7.7	0
1988	Denver	0	0	0.0	0
1989	Denver	0	0	0.0	0
1990	Denver	0	0	0.0	0
TOTALS		5	128	25.6	0

ADDITIONAL STATISTICS: Recovered one fumble, 1984; recovered one fumble, 1985; recovered one fumble, 1986; recovered one fumble, 1987; recovered four fumbles and returned one 23 yards for a TD, 1989; recovered two fumbles, returned one fumble two yards for a TD, recorded one safety, and blocked one PAT attempt, 1990.

No. 52 JEFF JONATHAN MILLS

Linebacker

Birthdate—October 8, 1968

Birthplace—Montclair, New Jersey

Residence—South Orange, New Jersey

How Acquired—FA, 1990

College—Nebraska

High School—Montclair HS, Montclair, New Jersey

Height—6-3

Weight—238

Pro Year—2nd

Year with Broncos—2nd



Jeff Mills was acquired off of waivers from San Diego by the Broncos on Dec. 21 of last year and played in the final two games of the year, primarily on special teams. He was the Chargers' third round draft choice and played in five of the first six games of the year with them. He was credited with one tackle on defense and two as a member of the special teams unit. Mills was placed on injured reserve on Oct. 27 with a hamstring injury and was in the process of being placed back on the active roster when the Broncos claimed him.

COLLEGE: Mills was named All-Big Eight and honorable mention All-America following his senior season at the University of Nebraska, a campaign in which he had 58 tackles, three sacks, and two fumble recoveries, and was twice named the Huskers' player of the game. As a junior he started every game and earned honorable mention all-conference honors. Mills majored in business administration.

PERSONAL: Jeff is single and makes his offseason home in South Orange, N.J. He attended Montclair (N.J.) HS in his hometown

and lettered in football, track, and basketball. He played both line-backer and tight end as a prepster, and was selected to the U.S. Army Reserve junior all-star team and all-state teams.

Professional Record

Year	Club	TACKLES					Total
		Games	Starts	Tackles	Assists		
1990	San Diego	5	0	1	0		1
1990	Denver	2	0	0	0		0
TOTALS		7	0	1	0		1

No. 22 ALTON MONTGOMERY

Cornerback/Safety



Birthdate—June 16, 1968
Birthplace—Griffin, Ga.
Residence—Griffin, Ga.
How Acquired—Draft #2, 1990
College—Houston
High School—Griffin HS, Griffin, Ga.
Height—6-0
Weight—195
Pro Year—2nd
Year with Broncos—2nd

Alton Montgomery was named first-team All-Rookie (Football Digest) after a good season last year as Denver's second round draft choice. He played in 15 games and started four, three times at left cornerback, and also returned 14 kickoffs for a 20.4 average, with a long return of 59 yards at Minnesota (11/4). On defense Montgomery posted 37 tackles, 16 assists, two interceptions, and six passes defended. He had eight total tackles, a fumble recovery, and a knockdown block as a member of the Broncos' special teams.

COLLEGE: Montgomery had a stand-out collegiate career, playing his final two seasons at the University of Houston after transferring from Northwest Mississippi JC. In four seasons he posted 17 interceptions, seven sacks, and four fumble recoveries. As a senior with the Cougars he earned second-team All-American status, first-team All-Southwest Conference honors, and was nominated for the Jim Thorpe Award, given annually to the premier college defensive back. In his junior season Montgomery earned All-American mention, was an all-conference selection, and named the SWC Defensive Newcomer of the Year. While at Northwest Mississippi JC Montgomery, in 1987, was an all-region selection with nine interceptions. In 1986 he earned All-American honorable mention, all-state, all-region, and freshman of the year citations. Montgomery majored in physical education.

PERSONAL: Alton (pronounced AL-ton) is single and makes his offseason home in his native Griffin, Ga., where he was team captain and defensive MVP at Griffin, HS. He lettered three times each in track and football, leading the gridders to a 12-1 record as a senior.

Professional Record

Year	Club	TACKLES					INTERCEPTIONS			
		Games	Starts	Tackles	Assists	Total	No.	Yds.	Avg.	TD
1990	Denver	15	4	37	16	53	2	43	21.5	0
TOTALS		15	4	37	16	53	2	43	21.5	0

KICKOFF RETURNS				
Year	Club	Games	Starts	Total
1990	Denver	14	286	20.4
TOTALS		14	286	20.4

SINGLE GAME HIGHS

(Postseason in parenthesis)

Most kickoff returns—3 - two games. **Most yards, kickoff returns**—76 at Minnesota, 11/4/90. **Longest kickoff return**—59 at Minnesota, 11/4/90. **Longest interception return**—24 at Minnesota, 11/4/90.

No. 84 RICKY RENNARD NATTIEL

Wide Receiver



Birthdate—January 25, 1966
Birthplace—Gainesville, Fla.
Residence—Aurora, Colo.
How Acquired—Draft #1, 1987
College—Florida
High School—Newberry HS, Newberry, Fla.
Height—5-9
Weight—180
Pro Year—5th
Year with Broncos—5th

Ricky Nattiel in 1990 made a successful comeback from a knee injury that hampered him throughout the previous season. He caught 18 passes for 297 yards and two TDs, with a team-high average per catch of 16.5 yards. In the fourth game of the season, at Buffalo (9/30), he caught four passes for 62 yards and a score, which were his biggest numbers since Dec. 7, 1988. Against Indianapolis (10/21) he combined with John Elway for a 52-yard scoring play. In 1989 he spent weeks three through eight on injured reserve with tendonitis in his right knee. In regular season play he caught 10 passes for 183 yards and a score and returned nine punts for an 8.6 average. His best game of the season came against Pittsburgh (11/5) when he had three receptions for 68 yards. Nattiel played in all three postseason contests and had two catches for 43 yards. In 1988 he tied for second on the team in receptions with Mark Jackson, catching 46 passes for 574 yards and a TD. Additionally, his 9.7-yard average on 213 punt returns led the team and tied for fifth in the AFC and ninth in the NFL. Nattiel returned six kickoffs for an average of 20.7 yard per return and had five rushing attempts for 51 yards. He played in 15 games, starting 11, but was on the inactive list vs. the Rams (11/27), sitting out with a sprained ankle. He set a new career high with six catches vs. San Diego (9/11), and tied that mark five weeks later vs. Atlanta (10/16), a performance for which he was named the Broncos' offensive player of the game. Nattiel had his only 100-yard game of the year at Pittsburgh (10/23), when he caught three passes for 102 yards, including a 74-yard TD catch that stands as the longest reception of his career. He had another six-reception game the next week at Indianapolis (10/31) and also posted a 29-yard run against the Colts. Nattiel set new personal highs with seven punt returns for 63 yards vs. the Raiders (9/26). Nattiel had a dynamic rookie season as the Broncos' first-round draft choice in 1987 and was named NFL All-Rookie (UPI, College and Pro Football Newsweekly, Football Digest, PFWA, Pro Football Weekly). The speedster ranked second on the team with 630 yards on 31 catches, scoring twice, and his average per catch of 20.32 was the third highest single season average in Bronco history and the best ever by a rookie. Also, Nattiel returned 12 punts for a 6.1 average and four kickoffs for a 19.5 average. Despite playing with a broken thumb, suffered in practice the week of the game at Buffalo (11/8), Nattiel was an important part of Denver's four-game winning streak in the second half of the season. He gained 93 yards on four receptions and scored a TD vs. Chicago (11/6)

and caught three passes for 87 yards in Los Angeles against the Raiders (11/22). Nattiel posted the Broncos' highest regular season yardage total the following week with 118 yards on four catches, scoring once, and had three receptions for 81 yards in the Denver victory over New England (12/6). He broke a bone in his hand against the Patriots, but continued his fine play throughout the remainder of the season. In postseason play he caught eight passes for 171 yards and two scores. He gained 95 yards on five catches and scored the first TD of the day in the AFC Championship Game vs. Cleveland (1/17), and scored the Broncos' only touchdown of the day on Denver's first offensive play of Super Bowl XXII (1/31), a play covering 56 yards.

COLLEGE: Nattiel was a legitimate deep threat and team leader in his four years at Florida, closing out his college career as the sixth-ranked receiver on the school's all-time chart in receptions (117), also ranking second in yardage (2,086), and third in touchdown catches (18). Known for his sensational catches, Nattiel in 1986 was first-team All-Southeastern Conference and received All-American honors for a season in which he led the SEC with 44 receptions for 679 yards and eight scores. He earned second-team all-conference honors as a junior and was SEC All-Academic as a sophomore.

PERSONAL: Ricky is single and splits his time in the offseason between his native Gainesville, Fla., and the Denver suburb of Aurora. He participated in the NFL Fastest Man competition in the 1987 offseason. Nattiel was an all-state quarterback at Newberry (Fla.) HS, where as a senior he rushed for 739 yards (a 6.8 average) and 15 TDs, while completing 26 of 53 passes for 296 yards and three scores. Nattiel lettered three times each in football, basketball, baseball, and track during his prep career. He has a career in rehab counseling from Florida.

Professional Record

Year	Club	Games	RECEIVING				RUSHING			
			Starts	No.	Yds.	Avg.	TD	Att.	Yds.	Avg.
1987	Denver	12	3	31	630	20.3	2	2	13	6.5
1988	Denver	15	11	46	574	12.5	1	5	51	10.2
1989	Denver	8	0	10	183	18.3	1	0	0	0.0
1990	Denver	15	3	18	297	16.5	2	0	0	0.0
TOTALS		50	17	105	1684	16.0	6	7	64	9.1

Year	Club	PUNT RETURNS				KICKOFF RETURNS			
		No.	Yds.	Avg.	TD	No.	Yds.	Avg.	TD
1987	Denver	12	73	6.1	0	4	78	19.5	0
1988	Denver	23	223	9.7	0	6	124	20.7	0
1989	Denver	9	77	8.6	0	0	0	0.0	0
1990	Denver	1	5	5.0	0	1	0	0.0	0
TOTALS		45	378	8.4	0	11	202	18.4	0

SINGLE GAME HIGHS

(Postseason in parenthesis)

Most receptions — 6 - three games (5 vs. Cleveland, 1/17/88). **Most reception yards** — 118 at San Diego, 11/29/87 (95 vs. Cleveland, 1/17/88). **Longest reception** — 741 from Karcher at Pittsburgh, 10/23/88 (561 from Elway vs. Washington, 1/31/88). **Most punt returns** — 7 vs. L.A. Raiders, 9/26/88. **Most yards, punt returns** — 63 vs. L.A. Raiders, 9/26/88. **Longest punt return** — 38 at L.A. Raiders, 12/3/89.

ADDITIONAL STATISTICS: Fumbled twice, recovered two fumbles, 1987; fumbled four times, recovered one fumble, 1988; fumbled twice, 1989.

No. 75 BRENT GAINOR PARKINSON

Tackle/Guard



Birthdate—May 26, 1968

Birthplace—Canyon Country, Calif.

Residence—Canyon Country, Calif.

How Acquired—FA, 1990

College—Southern California

High School—Canyon HS,
Canyon Country, Calif.

Height—6-5

Weight—267

Pro Year—1st

Year with Broncos—1st

Brent Parkinson will compete for a starting spot at right guard and right tackle in 1991. He spent the entire 1990 season on injured reserve with a knee injury, after joining the Broncos as a rookie free agent.

COLLEGE: Parkinson won first-team All-Pac 10 honors and was an honorable mention All-American candidate as a senior at the University of Southern California, where he played for four seasons. He completed his degree in communications in May 1991.

PERSONAL: Brent is single and makes his offseason home in his native Canyon Country, Calif. He lettered three times in football and twice in baseball at Canyon HS. Brent lists his hobbies as hunting, fishing, and watching professional wrestling.

Professional Record

GAME PLAYED: 1990 (0 - injured reserve).

No. 33 ROBERT LEWIS PERRYMAN, Jr.

Running Back



Birthdate—October 16, 1964

Birthplace—Raleigh, N.C.

Residence—Ann Arbor, Mich.

How Acquired—Plan B, 1991

College—Michigan

High School—Bourne HS,
Bourne, Mass.

Height—6-2

Weight—233

Pro Year—5th

Year with Broncos—1st

Robert Perryman signed with Denver as a Plan B free agent from Dallas on April 1. He played in eight games, starting seven, prior to being waived by New England last season. He signed with Dallas and although he was a member of the Cowboys' active roster through the remainder of the season, he did not see action in a game. Perryman was the Patriots' third-round draft choice in 1987 and moved into the starting lineup in his second season. He had his best season, statistically, in 1989 with 562 rushing yards and 29 receptions for 195 yards. Perryman's career totals show 369 rushing attempts for 1,294 yards and nine touchdowns and 64 receptions for 430 yards.

COLLEGE: Perryman rushed for 1,048 yards and 11 touchdowns at the University of Michigan. As a senior he finished second on the team with 422 yards and six TDs and started the last three games of the season, including the Rose Bowl. In his sophomore season Perryman scored five touchdowns, including three in the season

opener vs. Miami. He ran for 110 yards in that season's Holiday Bowl vs. BYU, and caught a 10-yard TD pass, which won the game and gave Michigan a national title. Perryman has a degree in Sports Management and Communications.

PERSONAL: Robert is single and makes his offseason home in Ann Arbor, Mich. Born in Raleigh, N.C., he lettered in football, basketball, and track at Bourne (Mass.) HS. He was the football team's MVP and Massachusetts Division 4 Player of the Year after rushing for 2,034 yards and 26 TDs as a senior. Robert rushed for 304 yards and five TDs and had 18 tackles in a game against rival Wareham and rushed for 190 yards in the Div. 4 championship game. The oldest of six children, Robert's father is a teacher-coach at Charlestown HS in Boston and his mother works in child development. His brothers Ron and Rorey both played football at Boston College. Roberts lists running, movies, golf, music, and traveling as his hobbies.

Professional Record

Year	Club	RUSHING						RECEIVING			
		Games	Starts	Att.	Yds.	Avg.	TD	No.	Yds.	Avg.	TD
1987	New England	9	1	41	187	4.6	0	3	13	4.3	0
1988	New England	16	16	146	448	3.1	6	17	134	7.9	0
1989	New England	16	14	150	562	3.7	2	29	195	6.7	0
1990	New England	8	7	32	97	3.0	1	15	88	5.9	0
1990	Dallas	0	0	0	0	0.0	0	0	0	0.0	0
TOTALS		49	38	369	1294	3.5	9	64	430	6.7	0

ADDITIONAL STATISTICS: Returned three kickoffs for 43 yards and fumbled once, 1987; fumbled four times, 1988; fumbled twice, 1989; fumbled twice, 1990.

No. 91 WARREN POWERS

Defensive End



Birthdate—February 1, 1965
Birthplace—Baltimore, Md.
Residence—Jarrettsville, Md.
How Acquired—Draft #2b, 1990
College—Maryland
High School—Edmonson HS, Baltimore, Md.
Height—6-6
Weight—287
Pro Year—3rd
Year with Broncos—3rd

Warren Powers started every game at the left defensive end position for Denver in 1990, taking over for the injured Alphonso Carreker. He finished second on the Broncos' defensive line with 77 total tackles, while also posting four sacks, two forced fumbles, and a pass defended. Powers had two sacks in the season opener against the Raiders (9/9) and his high single game tackle total of nine came at Buffalo (9/30), a game in which he also had a sack. He had a good rookie campaign and saw more action as the season progressed. Denver's second pick of the second round in 1989, Powers recorded seven tackles, 12 assists, three quarterback sacks, and a forced fumble. He had his first start as a professional in the regular season finale at San Diego (12/24).

COLLEGE: Powers was a three-year starter at the University of Maryland and earned first-team All-Atlantic Coast Conference honors and was an honorable mention All-America candidate as a senior. He closed out his college career with an appearance in the Blue-Gray all-star game.

PERSONAL: Warren is single and resides in Jarrettsville, Md., in the offseason. He attended Edmonson HS in his native Baltimore,

Md., and was an all-Met defensive tackle and a member of the all-MISA all-star team as a senior. Warren lettered three times each in football and basketball, guiding the football team to a pair of city titles. He had five sacks in the championship game as a junior. A criminal justice major at Maryland, Warren lists basketball and fishing as his hobbies.

Professional Record

Year	Club	Games	Starts	TACKLES			Total	Sacks
				Tackles	Assists			
1989	Denver	15	1	7	12		19	3.0
1990	Denver	16	16	43	34		77	4.0
TOTALS		31	17	50	46		96	7.0

No. 48 RANDY ROBBINS

Safety



Birthdate—September 14, 1962
Birthplace—Casa Grande, Ariz.
Residence—Nogales, Ariz.
How Acquired—Draft #4, 1984
College—Arizona
High School—Casa Grande Union HS, Casa Grande, Ariz.
Height—6-2
Weight—189
Pro Year—8th
Year with Broncos—8th

Randy Robbins started nine of 16 games in 1990, including eight at cornerback for the first time in his pro career. He started in place of Dennis Smith at strong safety in week three and at right cornerback in place of Wymon Henderson in week seven. Robbins closed out the season at left cornerback, starting in each of the last seven games. He totaled 43 tackles, 25 assists, five passes defended and two fumble recoveries on defense and had nine total tackles and two knockdown blocks on special teams. Through seven seasons with the Broncos he has registered 10 interceptions and eight quarterback sacks. In 1989 Robbins played in every game and started in weeks 13 and 15 in place of the injured Dennis Smith. Robbins had two interceptions that year, including one returned for a touchdown vs. Kansas City (9/10) on opening day. He also posted 25 tackles, 12 assists, eight passes defended, and a fumble recovery. Among his special teams numbers were six tackles and five knock-down blocks. Robbins played in all three postseason contests and made a key play vs. Pittsburgh (1/7) in the divisional playoff game when he recovered a Bubba Brister fumble to halt the Steelers' final drive. He started five of the first eight games of the 1988 season at strong safety because of injuries to Dennis Smith. Bronco coaches named Robbins Denver's overall player of the game at San Diego (10/2) after he registered seven first hits, a quarterback sack, and broke up a pass. For the season he had 67 first hits, nine assists, two sacks, two interceptions, six passes defended, and a fumble recovery. He performed well in 1987, starting four times for an injured Dennis Smith before suffering a late season injury that sidelined him for four weeks. His regular season stats showed 45 first hits, six assists, a career-high three interceptions, and a quarterback sack. In his first start of the season, he registered 11 first hits and two assists at Buffalo (11/8). He hurt his knee in Seattle (12/13) when he landed on it after intercepting a pass. He had arthroscopic surgery and did not rejoin the active roster until the AFC Championship Game (1/17), a contest in which he forced and recovered a fumble and had two first hits. He saw considerable playing time in 1986, playing in every regular season

and postseason game and starting vs. New England (9/28) and at San Diego (10/12), when Dennis Smith was injured. He led all defensive backs with four quarterback sacks and finished the regular season with 48 total tackles, six passes defended, two fumble recoveries, and a forced fumble that resulted in a Denver touchdown by defensive end Andre Townsend vs. Kansas City (11/16). Robbins had six first hits and seven total tackles in postseason play, also breaking up three passes. He made an impressive comeback in 1985 after breaking his arm in the preseason opener against the New York Giants and spending the first six weeks of the regular season on injured reserve. He returned to play in 10 games, starting and recording an interception at San Diego (11/17). Robbins set a Bronco record by blocking two punts in one game at Kansas City (10/27), finishing the season with 16 total tackles and four passes defended. He had a fine season as Denver's fourth round draft choice in 1984, recording one sack and two interceptions, including one for a 62-yard touchdown in a Sunday night game at Cleveland (9/16). Robbins played primarily in five-defensive back situations, but also saw action at the strong safety position. A superb athlete, Robbins played in all 16 games and started against Seattle (11/25) in place of the injured Dennis Smith. He knocked down nine passes and was in on 28 tackles in his limited playing time as a rookie.

COLLEGE: Randy was an AP honorable mention All-American and earned first team All-PAC 10 honors in 1983, closing out his college career with a Senior Bowl appearance. A three-year starter at Arizona, Robbins intercepted 12 passes, returning a conference record four for touchdowns, as well as recording two fumble recoveries and a blocked punt.

PERSONAL: Randy and his wife Debbie have a son, Randy II (3/29/90), and the family makes its home in Nogales, Ariz. At Casa Grande (Ariz.) Union HS in his hometown, Randy was a nine-letter winner, including two each in football, baseball, and track, and three in basketball. He saw action as a running back, defensive back, wide receiver, and kicker in high school. As a senior, Randy received all-league and all-county honors and was an Arizona Daily Blue Chip selection. He was inducted into the University of Arizona Hall of Fame in 1990. He majored in business and public administration at Arizona.

Professional Record

Year	Club	TACKLES					
		Games	Starts	Tackles	Assists	Total	Sacks
1984—Denver	16	1	19	9	28	1.0
1985—Denver	10	1	16	0	16	0.0
1986—Denver	16	2	40	8	48	4.0
1987—Denver	10	4	45	6	51	1.0
1988—Denver	16	5	67	9	76	2.0
1989—Denver	16	2	25	12	37	0.0
1990—Denver	16	9	43	25	68	0.0
TOTALS	100	24	255	69	324	8.0

INTERCEPTIONS

Year	Club	No.	Yds.	Avg.	TD
1984—Denver	2	62	31.0	1
1985—Denver	1	3	3.0	0
1986—Denver	0	0	0.0	0
1987—Denver	3	9	3.0	0
1988—Denver	2	66	33.0	0
1989—Denver	2	18	9.0	1
1990—Denver	0	0	0.0	0
TOTALS	10	158	15.8	2

ADDITIONAL STATISTICS: Recovered one fumble, 1984; blocked two punts, 1985; recovered two fumbles, 1986; recovered one fumble, 1988, recovered one fumble, 1989; recovered two fumbles, 1990.

No. 30 STEVEN EDWARD (Steve) SEWELL *Running Back*



Birthdate—April 2, 1963
Birthplace—San Francisco, Calif.
Residence—Aurora, Colo.
How Acquired—Draft #1, 1985
College—Oklahoma
High School—Riordan HS, San Francisco, Calif.
Height—6-3
Weight—210
Pro Year—7th
Year with Broncos—7th

Steve Sewell continued his fine all-purpose play in 1990, although he spent four weeks on injured reserve after dislocating a shoulder while lifting weights. He closed out the season with 26 receptions for 268 yards and 17 carries for 46 yards and three touchdowns. He picked up a first down by reception 17 times last season. Sewell's best receiving day came vs. Seattle (9/23) when he had six catches for 53 yards, and in his best rushing performance of the year he rushed for 21 yards and a score on four carries at Indianapolis (10/21). Sewell is 15th in team history with 149 receptions, which is 12 behind 14th-place Dave Preston, and is 12th with 1,918 receiving yards. In 1989 he led all NFL running backs for the second straight year in average per catch, with a mark of 16.6. He finished third on the team with 25 receptions, good for 416 yards and three scores, and he picked up a first down on 19 of his catches. Sewell rushed just seven times for 44 yards that year, but picked up three first downs on the ground. He had five catches for 84 yards at Kansas City (11/12), including a 30-yard reception off of a shovel-pass that set up the winning field goal. He had three receptions for 72 yards vs. Pittsburgh (11/5), including one for 56 yards. Sewell caught five passes for 77 yards in postseason play, with three for 55 in the AFC Championship Game vs. Cleveland (1/14). He closed out the 1988 season fourth on the team in both rushing and receiving. He gained 135 yards on 32 rushing attempts, scoring once, and set career highs with 38 receptions for 507 yards and five TDs. Sewell was named Denver's offensive player of the game vs. Seattle (9/4) after catching five passes for 81 yards and rushing for 16 yards. He was named the Broncos' overall player of the game at Indianapolis (10/31) after posting a career-high six receptions for 82 yards and two scores, including a 48-yard TD reception, and rushing once for 25 yards. Sewell also had a 68-yard TD catch vs. Atlanta (10/16). He had a good season in 1987 despite sitting out the final five regular season games on injured reserve with a fractured jaw. For the season he rushed 19 times for 83 yards and two scores and caught 13 passes for 209 and a TD. Sewell caught a 72-yard touchdown pass in the season opener vs. Seattle (9/13) and the following week against Green Bay (9/20) scored on a two-yard run to send the game into overtime. He had his best game of the season vs. Chicago (11/16), tying his career high of five receptions for 78 yards and scoring the winning touchdown on a four-yard run. Sewell was injured the following week against the Raiders (11/22) and didn't return to the active roster until the playoffs. In postseason action he rushed seven times for seven yards, scoring a TD in the AFC Championship Game (1/17), and caught eight passes for 92 yards, including four for 41 yards in Super Bowl XXII (1/31). He also completed a 23-yard pass to John Elway in the game. In 1986 Sewell rebounded from a midseason injury to close the season on a high note for Denver. He threw a 23-yard touchdown pass to John Elway in the season opener against the Raiders (9/7), and when Vance Johnson was placed on injured reserve after that contest, Sewell played almost

exclusively at wide receiver for the next five weeks. In week three at Philadelphia (9/21) he caught five passes for 87 yards, including one for 40 yards, all personal career highs. Sewell went down with a shoulder injury vs. San Diego (11/9) and spent the next five weeks on injured reserve. He returned to the active roster to play in the regular season finale at Seattle (12/20), and closed out the campaign with 23 carries for 123 yards and one score, and 23 receptions for 294 yards and a touchdown. He played in all three post-season contests, rushing six times for 13 yards and catching eight passes for 100 yards, including a key 22-yard pass from Elway that moved the team to midfield on the Broncos' 98-yard scoring drive in the AFC Championship Game at Cleveland (1/11). He had a fine debut as Denver's first-round draft choice in 1985, finishing third on the team in rushing despite not having an attempt until the seventh game of the year. He finished with 82 carries for 275 yards and four touchdowns, including two at Pittsburgh (12/1). Sewell had his best day at Kansas City (10/27), gaining 64 yards on 20 carries. He performed well coming out of the backfield as a receiver as well, snaring 24 passes for 224 yards and one score, a 54-yard pass from Gary Kubiak at San Diego (11/3). Sewell had his best day receiving in the season finale at Seattle (12/20), catching five passes for 62 yards. He also returned one kickoff for 29 yards that year. Bronco coaches are impressed with his overall athletic ability, great attitude, and dedication.

COLLEGE: Steve was the most versatile athlete on the Oklahoma squad, starting all but a few games in his four years there. He earned second-team All-Big Eight honors as a senior, rushing for 577 yards and gaining 315 yards on receptions, while scoring seven touchdowns. Steve's career statistics show 170 carries for 1,113 yards (a 6.5 average), 33 receptions for 550 yards, and 14 touchdowns. Sewell was voted the Don Key Award, the highest honor a Sooner player can receive. The award is given to the player who annually exhibits all the positive physical, mental, and academic traits of college football. He closed out his college football career with an appearance in the Orange Bowl. Steve also ran track as a sophomore and was selected Academic All-Big Eight in 1982.

PERSONAL: Steve has a son, Samuel (9/11/88), and lives in Aurora, Colo. A native of San Francisco, Steve graduated from that city's Riordan HS, where he was All-Bay Area and all-league in a senior season in which he rushed for 1,000 yards. He earned three prep letters in football as a two-way starter (running back and safety), and lettered three more times in track, specializing in the long jump and relays. Steve is an avid movie buff and has a degree in communication.

Professional Record

Year	Club	Games	Starts	RUSHING				RECEIVING			
				Att.	Yds.	Avg.	TD	No.	Yds.	Avg.	TD
1985	—Denver	16	2	82	275	3.4	4	24	224	9.3	1
1986	—Denver	11	5	23	123	5.3	1	23	294	12.8	1
1987	—Denver	7	0	19	83	4.4	2	13	209	16.1	1
1988	—Denver	16	3	32	135	4.2	1	38	507	13.3	5
1989	—Denver	16	3	7	44	6.3	0	25	416	16.6	3
1990	—Denver	12	1	17	46	2.7	3	26	268	10.3	0
TOTALS		78	14	180	706	3.9	11	149	1918	12.9	11

SINGLE GAME HIGHS


(Postseason in parenthesis)

Most rushing attempts — 20 at Kansas City, 10/27/85 (4 vs. Cleveland, 1/14/90). **Most rushing yards** — 64 at Kansas City, 10/27/85 (17 vs. Cleveland, 1/14/90). **Longest run** — 26 vs. New England, 12/17/88 (12 vs. Cleveland, 1/14/90). **Most receptions** — 6 - two games (4 vs. Washington, 1/31/88). **Most reception yards** — 87 at Philadelphia, 9/21/86 (55 vs. Cleveland, 1/14/90). **Longest reception** — 721 from Elway vs. Seattle, 9/13/87 (43 from Elway vs. Cleveland, 1/14/90).

ADDITIONAL STATISTICS: Fumbled once, recovered one fumble, and returned one kickoff for 29 yards, 1985; passed once, complete for 23 yards and a touchdown, 1986; fumbled once, 1987; fumbled twice, recovered three fumbles, 1988.

No. 81 SHANNON SHARPE

H-Back/Wide Receiver



Birthdate—June 26, 1968
Birthplace—Chicago, Ill.
Residence—Glennville, Ga.
How Acquired—Draft #7, 1990
College—Savannah State
High School—Glennville HS,
 Glennville, Ga.
Height—6-2
Weight—230
Pro Year—2nd
Year with Broncos—2nd

Shannon Sharpe will come into the Broncos' 1991 training camp at H-back, a position he moved to in the latter stages of last year's campaign. Denver's seventh round draft choice in 1990, Sharpe saw more playing time as the season progressed and closed out the year with seven receptions for 99 yards and a score. He had his top receiving game at Kansas City (12/9) with three catches for 41 yards and his first professional touchdown. Sharpe was also one of the Broncos' top special teams performers, netting 16 total tackles, six knockdown blocks, and a forced fumble.

COLLEGE: Sharpe had a tremendous career at Savannah State College, where he was a three-time All-American, All-Southern Intercollegiate Athletic Conference, and all-state selection, as well as the three-time conference offensive player of the year. Sharpe closed out his college play with 192 receptions for 3,744 yards, a 19.5 average, and 91 touchdowns. He ended his career with appearances in the East-West Shrine and Blue-Gray all-star games. Sharpe set school records for most consecutive games with a reception (39), with a touchdown (14), and for most games with over 100 yards receiving (10). As a senior he caught 61 passes for 1,312 yards and 18 TDs, and had two games with more than 200 yards receiving and one game with four touchdown catches. Sharpe was a criminal justice major.

PERSONAL: Shannon is single and lives in Glennville, Ga., where he attended Glennville HS and was all-country, all-region, and all-area in football. In addition to four letters in football, he lettered three times in basketball and four times in track, setting a Georgia state class A record in the triple jump (48-3) as a junior, and breaking that mark as a senior (49-5). He won the regional long jump title three straight years and the regional discus throwing title twice. Shannon was also a two-time all-area selection in basketball, and he scored over 1,000 points in three seasons. His brother Sterling was an All-American at South Carolina and has earned All-NFL status in both of his first two NFL seasons with the Green Bay Packers. Shannon has several cousins who played college football, and he lists his hobbies as fishing, basketball, and weightlifting.

Professional Record

Year	Club	Games	Starts	RECEIVING			
				No.	Yds.	Avg.	TD
1990	—Denver	16	2	7	99	14.1	1
TOTALS		16	2	7	99	14.1	1

SINGLE GAME HIGHS

Most receptions — 3 at Kansas City, 12/9/90. **Most reception yards** — 41 at Kansas City, 12/9/90. **Longest reception** — 33 at Detroit, 11/22/90.

ADDITIONAL STATISTICS: Fumbled once, 1990.

No. 49 DENNIS SMITH

Safety



Birthdate—Feb. 3, 1959
Birthplace—Santa Monica, Calif.
Residence—Los Angeles, Calif.
How Acquired—Draft #1, 1981
College—Southern California
High School—Santa Monica HS, Santa Monica, Calif.
Height—6-3
Weight—200
Pro Year—11th
Year with Broncos—11th

Dennis Smith earned his second straight and fourth career Pro Bowl berth in 1990. He started all 15 games in which he played, sitting out the week three game vs. Seattle (9/23) with a sprained ankle. He finished fourth on the team with 110 total tackles and led the squad with eight passes defended. Smith also posted one interception, two fumble recoveries, and a forced fumble. He had a big part in Denver's victory over San Diego (12/16) that ended a six game losing streak, when he racked up nine tackles and three assists, and broke up two passes. Smith ranks eighth in team history with 18 interceptions, just two behind retired linebackers Randy Gradishar and Tom Jackson. He earned his third Pro Bowl berth after a dynamic 1989 campaign. He was voted by teammates as Denver's defensive most valuable player and earned All-NFL (AP-second team) and All-AFC (Pro Football Weekly, UPI-second team) honors, and was the AFC Defensive Player of the Month for October. He started all 14 regular season games in which he played, sitting out against the Raiders (12/3) with a groin injury and at Phoenix (12/16) with a pinched nerve in his neck. In regular season play he led the team with six forced fumbles and had 47 first hits, 35 assists, two interceptions, 11 passes defended, three fumble recoveries, and a blocked field goal. Smith set up a Denver score with one of two forced fumbles at Washington (11/20) and had a tremendous game at Seattle (10/22) with seven first hits, seven assists, an interception that set up the winning field goal, two passes defended, a forced fumble, and a fumble recovery. He started all three postseason games and had two interceptions in the AFC Championship Game vs. Cleveland (1/14). Smith started in 11 games in 1988 but spent four weeks on injured reserve with a hamstring injury. He was named Denver's defensive player of the game in the season opener vs. Seattle (9/4), when he posted 10 first hits and two assists. Smith earned overall player of the game honors in Los Angeles against the Raiders (12/4) after registering 10 total tackles and a fumble recovery. Smith's 1988 season totals show 83 first hits, 23 assists, one sack, three passes defended, two forced fumbles, and two fumble recoveries. He had a difficult 1987 campaign, playing in just six games and spending seven weeks on injured reserve. He was named Denver's defensive MVP of the game for his performance in the season opener vs. Seattle (9/13) where he posted six first hits and an assist, returned an interception for 15 yards, and forced and recovered a fumble while playing with a cast on his hand to protect a broken finger suffered in the preseason. He had surgery on the finger following the next week's game against the Packers (9/20), in

which he registered 10 total tackles and a fumble recovery. Smith posted his second interception of the season vs. Detroit (11/1) but sat out the next week with a sprained knee. He broke his right forearm early in the contest against the Raiders (11/22) and did not play again until the AFC Championship Game (1/17). Against Cleveland he had seven first hits and two assists, and followed that up with a 13-tackle performance in Super Bowl XXII (1/31). He earned his second straight Pro Bowl appearance in 1986, this time as a starter, and was named All-AFC (Pro Football Weekly) and honorable mention All-NFL (AP). He started every game in which he played, missing the games vs. New England (9/28) and at San Diego (10/12) with a groin pull. Smith led the team with 12 passes defended and posted 88 total tackles, including 66 first hits, two forced fumbles, one fumble recovery, a nine-yard sack, and an interception, that vs. Seattle (10/26). Smith broke a bone in his shoulder in the 1986 season opener vs. the Raiders (9/7) but turned in a solid performance in the next two games despite the injury. He did not play in the first playoff game but returned to start both the AFC Championship Game and Super Bowl XXI, finishing postseason play with 12 first hits and three assists. Smith made his first Pro Bowl appearance in 1985 and was named All-NFL (College and Pro Football Newsweekly) and All-AFC (UPI-2nd team) for his efforts, despite missing three games due to injuries. His three interceptions for the year all came against the Los Angeles Raiders (12/8), and he was second on the team with 17 passes defended. Smith had four quarterback sacks that year and he blocked two field goals vs. San Diego (11/17), the second of which came in overtime and was returned for a game-winning touchdown by Louis Wright. Smith was hampered early in the year by a sprained shoulder suffered in the season opener against the Los Angeles Rams (9/8), sitting out in weeks two and three. He also missed the game at San Diego (11/3) with a pulled thigh muscle. Smith had another fine season as Denver's starting strong safety in 1984, and was named All-NFL (Pro Football Weekly, College and Pro Football Newsweekly) and All-AFC (Pro Football Weekly, UPI-2nd team). Smith started all 15 games in which he played, sitting out the contest against Seattle (11/25) with a pinched nerve in his left shoulder, and he recorded three interceptions and nine passes defended to go along with his 92 tackles and three sacks. Smith turned in one of the biggest plays of that season against New England (11/4) when he scooped up a Mose Tatupu fumble and raced 64 yards for the winning score with less than two minutes remaining, his first touchdown as a professional. In 1983 Smith recorded professional highs of four interceptions, 114 tackles, and five quarterback sacks despite missing two games with a knee sprain. Smith led all club defensive backs in tackles with 65 in 1982 and as a rookie accounted for three turnovers to go along with 45 tackles. Dennis started the last three games of the 1981 campaign at right cornerback, and Bronco coaches have utilized him occasionally as a wide receiver in obvious long passing situations because of his great jumping ability. He made his first pro interception at Chicago in 1981 and returned it 65 yards, the longest interception return by a Bronco in the past six years. He took over as Denver's strong safety in 1982 and started eight of the nine contests in that strike-shortened campaign. Bronco coaches feel that Smith has the ability to dominate at strong safety and are looking forward to an outstanding performance from him again in 1991.

COLLEGE: Dennis earned four letters in football and three more in track at Southern California, making several All-America teams following his senior season. His four-year totals included 205 tackles and 16 pass interceptions, including a team high of seven in 1978. Smith played in the Rose Bowl following the 1978 and 1979 seasons and in the Bluebonnet Bowl after the 1977 campaign. He demonstrated his athletic prowess as a seven-foot high jumper for the Trojan track team.

PERSONAL: Dennis and his wife, Andree, have two children, a daughter, Tiffany Diamond (1/26/84), and a son, Armani Joseph

(6/1/87), and the family makes its home in Los Angeles, Calif. Basketball and playing piano are Dennis' favorite hobbies. He works in the off-season with his own corporation with his father-in-law (contractor), as a partnership. Smith lettered twice as a wide receiver and defensive back at Santa Monica HS, also earning three prep letters in track and one more in basketball.


Professional Record

		TACKLES				
Year	Club	Games	Starts	Tackles	Assists	Total
1981	—Denver	16	4	42	3	45
1982	—Denver	8	8	53	12	65
1983	—Denver	14	13	79	35	114
1984	—Denver	15	15	68	24	92
1985	—Denver	13	12	54	12	66
1986	—Denver	14	14	66	22	88
1987	—Denver	6	6	25	10	35
1988	—Denver	11	11	83	23	106
1989	—Denver	14	14	47	35	82
1990	—Denver	15	15	63	47	110
TOTALS		126	112	580	223	803

		INTERCEPTIONS			
Year	Club	No.	Yds.	Avg.	TD
1981	—Denver	1	65	65.0	0
1982	—Denver	1	29	29.0	0
1983	—Denver	4	39	9.8	0
1984	—Denver	3	13	4.3	0
1985	—Denver	3	46	15.3	0
1986	—Denver	1	0	0.0	0
1987	—Denver	2	21	10.5	0
1988	—Denver	0	0	0.0	0
1989	—Denver	2	78	39.0	0
1990	—Denver	1	13	13.0	0
TOTALS		18	304	16.9	0

ADDITIONAL STATISTICS: Recovered two fumbles, 1981; blocked one kick, 1982, recovered one fumble for 64 yards and a touch-down, 1984; blocked two field goal attempts, 1985; recovered one fumble, 1986; recovered two fumbles, 1987; recovered two fumbles, 1988; recovered three fumbles, 1989; recovered two fumbles, 1990.

No. 65 MONTE GENE SMITH *Guard*



Birthdate—April 24, 1967
Birthplace—Madison, Wis.
Residence—Denver, Colo.
How Acquired—Draft #9a, 1989
College—North Dakota
High School—Oregon HS,
 Oregon, Wis.
Height—6-4
Weight—275
Pro Year—2nd
Year with Broncos—2nd

Monte Smith spent the entire 1991 season on Denver's Reserve/Non-Football Injury list after injuring his foot in a preseason shooting accident. He fractured the navicular bone in his left foot when the gun he was cleaning discharged. Smith was the Broncos' first pick in the ninth round of the 1989 draft and went on to play in 14 regular season games and all three postseason contests. Smith saw most of his action on special teams, posting four assists and seven knock-down blocks. Bronco coaches are impressed with his ability to block people in the open field as a pulling guard.

COLLEGE: Smith was a two-time All-North Central Conference player at the University of North Dakota, where he was a four-year player. Smith was one of the strongest players on the Sioux squad and was a member of the Sioux Elite Strength Club.

PERSONAL: Monte is single and makes his offseason home in Denver. A native of Madison, Wis., he graduated from Oregon (Wis.) HS and lettered twice in football and three times in track. He played running back, tight end, guard, and defensive end while in high school. Monte was an industrial technology major at North Dakota and enjoys fishing, hunting, and weightlifting.

Professional Record

GAMES PLAYED: 1989 (14), 1990 (0-injured reserve). Total — 14.

No. 85 TIM STALLWORTH

Wide Receiver



Birthdate—August 26, 1966
Birthplace—Pacoima, Calif.
Residence—Pacoima, Calif.
How Acquired—FA, 1990
College—Washington State
High School—Montclair Prep,
 Pacoima, Calif.
Height—5-10
Weight—185
Pro Year—2nd
Year with Broncos—2nd

Tim Stallworth signed with Denver in 1990 on Nov. 20, was activated off of the practice squad on Dec. 28, and played in the season finale vs. Green Bay. He was the Los Angeles Rams' sixth round draft choice last year but was waived just prior to the beginning of the regular season. Stallworth signed with Detroit on Oct. 1 but was waived on Oct. 16.

COLLEGE: Stallworth closed out his college career third on Washington State's all-time leading receiving list with 125 catches for 2,250 yards and 16 touchdowns. Despite missing three games due to injury in his senior season, he finished with 30 receptions for 548 yards and five touchdowns, while as a junior he led the team with 63 catches for 1,151 yards and eight TDs.

PERSONAL: Stallworth is single and resides in his hometown of Pacoima, Calif., where he was an All-CIF performer at Montclair Prep. He is a cousin of former Pittsburgh Steelers wide receiver John Stallworth.

Professional Record

GAMES PLAYED: 1990 (1).

No. 94 JAMES (Jim) SZYMANSKI

Defensive End



Birthdate—September 7, 1967
Birthplace—Sterling Heights, Mich.
Residence—Holt, Mich.
How Acquired—Draft #10a, 1990
College—Michigan State
High School—Stevenson HS,
 Sterling Heights, Mich.
Height—6-5
Weight—270
Pro Year—2nd
Year with Broncos—2nd

Jim Szymanski started the first six games of the 1990 season for Denver before suffering a broken leg vs. Pittsburgh (10/14) and spending the remainder of the year on injured reserve. Szymanski, (pronounced SHA-man-ski) was the Broncos' first pick in the 10th round of last year's draft and his season totals show 13 tackles and 17 assists.

COLLEGE: Szymanski (pronounced SHU-man-ski) was a solid player at Michigan State despite several injuries. After redshirting in 1985, he played in all but three games in 1986 and started five of seven games played in 1987. He missed all of the 1988 season due to a lower leg injury suffered in spring drills, but rebounded to have a fine senior campaign.

PERSONAL: Jim and his wife Michelle make their offseason home in Holt, Mich. They were married on the Mile High Stadium field after a preseason game against Phoenix (8/31/90). Jim had a great prep career at Stevenson HS in his native Sterling Heights, Mich. He was credited with 25 sacks over his last two seasons, and as a senior had eight pass deflections, three fumble recoveries, a blocked punt, and an interception. A consensus all-state selection, Jim also garnered several prep All-American accolades. He was Macomb County's player of the year in football and also captured the state indoor track title in the shot put. He has a degree in business administration, graduating in March 1990.

Professional Record

Year	Club	Games	Starts	TACKLES		Assists	Total
				Tackles			
1990	Denver	6	6	13		17	30
TOTALS		6	6	13		17	30

No. 53 ANTHONY THOMPSON

Linebacker



Birthdate—June 19, 1967
Birthplace—Stantonsburg, N.C.
Residence—Wilson, N.C.
How Acquired—Draft #10b, 1990
College—East Carolina
High School—Fike HS, Wilson, N.C.
Height—6-1
Weight—227
Pro Year—2nd
Year with Broncos—2nd

Anthony Thompson was one of the Broncos' top special teams players in 1990 after joining the club as a 10th-round draft choice. He was in on 13 tackles and had five knockdown blocks on special

teams. Thompson played in 11 games last year, spending weeks six through 10 on injured reserve with an ankle injury.

COLLEGE: Thompson received All-American mention as a senior at East Carolina. He played both linebacker and defensive end during his career with the Pirates. Thompson had a fine junior season, leading the team with 80 tackles, and earned AP honorable mention All-America status and was second-team All-South Independent.

PERSONAL: Anthony is single and makes his offseason home in Wilson, N.C., where he was a stand-out athlete at Fike HS. He lettered four times in football and played running back, tight end, defensive end, and linebacker. Anthony was a Bally's All-American, a two-time all-state and three-time All-Big East selection, and also lettered four times in basketball and three times in track. He majored in leisure studies and enjoys working with handicapped children.

Professional Record

GAMES PLAYED: 1990 (11).

No. 61 ANDRE TOWNSEND

Defensive End/Nose Tackle



Birthdate—October 8, 1962
Birthplace—Chicago, Ill.
Residence—Columbus, Miss.
How Acquired—Draft #2, 1984
College—Mississippi
High School—Aberdeen HS,
 Aberdeen, Miss.
Height—6-3
Weight—265
Pro Year—8th
Year with Broncos—8th

Andre Townsend enters the 1991 season 11th in team history with 21.5 sacks, and has been with Denver longer than any other defensive lineman currently on the roster. He played in 14 games last year, his seventh season with the Broncos, sitting out the first two games of the year with a sprained ankle. Townsend was in on 15 tackles and a sack. He had five tackles and two assists vs. Chicago (11/18) and five tackles and a sack at Buffalo (9/30). In 1989 Townsend played in 13 games and started 10 times, twice at nose tackle. Townsend closed out regular season play with 26 first hits, 14 assists, two sacks, two fumble recoveries, and two forced fumbles. He did not play vs. Philadelphia (10/29) because of a hamstring injury, thus snapping streaks of 82 consecutive games played and 29 consecutive starts. Townsend missed two other games because of a groin injury. Townsend was one of only seven Broncos to start every game in 1988. He moved from left to right defensive end in 1988 and closed out the season with 64 first hits, 49 assists, five quarterback sacks, two passes defended, and a fumble recovery. Townsend had 14 total tackles and a sack in Denver's overtime win at San Francisco (10/9), and had a 13-tackle performance at Indianapolis (10/31). Townsend has started at both end positions and at nose tackle in six seasons as a Bronco. Townsend continued his fine play on Denver's defensive line in 1987, starting three games at nose tackle and eight as a defensive end. He closed out regular season play with 42 first hits, 15 assists, and a sack, and during postseason play he registered 19 total tackles and knocked down two passes. Townsend opened the season as the Broncos' starting nose tackle, but moved to defensive end against Minnesota (10/26) when Freddie Gilbert was injured. He started just one more game at the nose tackle position and spent the rest of the season at the end position. Townsend was named Denver's defensive MVP against

Chicago (11/16) for a performance that included six first hits, an assist, and a nine-yard sack. He posted eight total tackles in both the AFC Championship Game (1/17) and Super Bowl XXII (1/31). He moved into a starting spot at defensive end for the Broncos in 1986, and he was one of only nine Broncos at start all 16 regular season games, in addition to the three postseason contests. He finished the season with 42 first hits, 70 total tackles, and 2½ sacks for 33 yards. Townsend scored the first touchdown of his professional career vs. Kansas City (11/16) on a seven-yard fumble return. He split playing time with Barney Chavous in 1985 and recorded his first professional start in that campaign's opening game, at the Los Angeles Rams. Townsend was in on 30 tackles that year, high among reserve linemen, and he posted five sacks for the second straight year, including two at Atlanta (9/22). Against Miami (9/29) Townsend knocked down two passes and became the first player in 1985 to sack Dan Marino. Townsend had a good rookie season as Denver's first choice in the 1984 draft registered five sacks, which led all reserve linemen, and 51 tackles. He played primarily at defensive end in 1984 and had his best game against New England, when he sacked the quarterback twice and was in on 13 tackles. Townsend has impressed Bronco coaches with his outstanding play in short-yardage and goal-line situations.

COLLEGE: Andre was a three-year starter at the University of Mississippi, where he earned second team All-Southeastern Conference honors in his junior and senior years and was a third-team Football News All-America selection in his final collegiate campaign. He was named defensive MVP against Air Force in the 1983 Independence Bowl and also had an excellent game in the Senior Bowl that year, registering two sacks and blocking the game-tying extra point attempt in the South's 21-20 victory. He majored in urban administration.

PERSONAL: Andre is single and resides in Columbus, Miss. He was born in Chicago, Ill., but grew up in Aberdeen, Miss., where he earned six varsity letters, two each in football, basketball, and track at Aberdeen HS. Andre received all-state honors as well as honorable mention All-America acclaim as a senior gridder, making All-Little 10 Conference on both offense (TE) and defense (DT). Andre also led his high school basketball team in scoring with a 19.9 average. He has a daughter, Devin Andrenet (11/2/84).

Professional Record

Year	Club	Games	Starts	TACKLES		Total	Sacks
				Tackles	Assists		
1984—Denver	16	0	32	19	51	5.0
1985—Denver	16	1	27	3	30	5.0
1986—Denver	16	16	42	28	70	2.5
1987—Denver	12	11	42	15	57	1.0
1988—Denver	16	16	64	49	113	5.0
1989—Denver	13	10	26	14	40	2.0
1990—Denver	14	0	8	7	15	1.0
TOTALS	103	54	241	135	376	21.5

ADDITIONAL STATISTICS: Recovered one fumble, 1984; recovered one fumble, 1985; recovered one fumble for seven yards and a touchdown, 1986; recovered one fumble, 1988; recovered two fumbles, 1989.

NO. 9 DAVID MARK TREADWELL

Kicker



Birthdate—February 27, 1965
Birthplace—Columbia, S.C.
Residence—Denver, Colo.
How Acquired—Trade with Phoenix, 1989
College—Clemson
High School—Bolles School, Jacksonville, Fla.
Height—6-1
Weight—180
Pro Year—3rd
Year with Broncos—3rd

David Treadwell scored over 100 points for the second straight season last year, and his total of 109 points ranked third in the AFC and sixth in the NFL. He was successful on 34 of 36 PAT attempts and on 25 of 34 field goal attempts. Treadwell kicked last-second, game-winning field goals in both weeks two and three, and kicked field goals of 49 yards against San Diego (12/16) and Seattle (12/23). His career field goal percentage of .776 (52 of 67) is the highest in team history. Treadwell earned a Pro Bowl berth in 1990, his first professional season, after leading the AFC in scoring with 120 points, the third highest total in team history. He was also named All-AFC (UPI, Pro Football Weekly, Football News) and NFL All-Rookie (Football News), and was selected as Denver's special teams Most Valuable Player by his teammates. Treadwell converted a team record-tying 27 of 33 field goals and his .818 percentage led the conference and was second highest in the NFL, and he converted 39 of 40 extra point attempts, missing his final try of the regular season. His longest field goals of the year were of 46 yards, coming at Buffalo (9/18) and vs. San Diego (10/8). He was successful on his first 11 field goals of the season before missing a 54-yard effort against San Diego (10/8), and converted 25 of 26 field goals of 41 yards or less. Treadwell kicked four field goals at Buffalo and three in three other contests. He scored 10 or more points in seven games and had two game-winning field goals, including one in overtime at Seattle (10/22). In postseason play Treadwell scored 23 points, converting all eight extra point tries and five of six field goal attempts. He made three of four field goal attempts in the AFC Championship Game vs. Cleveland (1/14), missing a 54-yard attempt. Treadwell attended Denver's training camp in 1988 but did not make the final roster, and subsequently signed with Phoenix. He was obtained by the Broncos via trade on May 30, 1989.

COLLEGE: Treadwell was a first-team All-Atlantic Coast Conference selection and a consensus first-team All-American as a senior at Clemson University. Additionally, he earned Academic All-ACC and All-America honors as an electrical engineering major. Treadwell closed out his college career with an appearance in the Hula Bowl.

PERSONAL: David and his wife Kimberly make their home in Denver. Born in Columbia, S.C., he lettered three times and was an all-city selection in soccer at the Bolles School in Jacksonville, Fla. David did not play football in high school. He is involved with a Make A Wish Foundation program called "Kicks For Kids." A junior executive with Dow Chemical Co. in the offseason, David enjoys music, cars, golf, and cycling.

Professional Record

Year	Club	Games	FIELD GOALS					TOTAL	Pct.
			1-19	20-29	30-39	40-49	50+		
1989—Denver	16	3-3	13-14	8-8	3-7	0-1	27-33	.818
1990—Denver	16	0-0	13-14	4-6	8-13	0-1	25-34	.735
TOTALS	32	3-3	26-28	12-14	11-20	0-2	52-67	.776

Year	Club	PATM/PATA	Pct	Pts.	Total
1989	—Denver	39-40	.975	120	
1990	—Denver	34-36	.944	109	
TOTALS		73-76	.961	229	

SINGLE GAME HIGHS

(Postseason in parenthesis)

Most field goals attempted — 4 - three games (4 vs. Cleveland, 1/14/90).
Most field goals made — 4 at Buffalo, 9/18/90 (3 vs. Cleveland, 1/14/90).
Longest field goal — 49 - two games (43 vs. Pittsburgh, 1/7/90). **Most PATs attempted** — 5 vs. Seattle, 11/26/89 (4 vs. Cleveland, 1/14/90).
Most PATs converted — 5 vs. Seattle, 11/26/89 (4 vs. Cleveland, 1/14/90). **Most points scored** — 14 at Buffalo, 9/18/89 (13 vs. Cleveland, 1/14/90).

No. 86 CHRISTOPHER SEAN (Chris) VERHULST *Tight End*



Birthdate—May 16, 1966
Birthplace—Sacramento, Calif.
Residence—Fairfield, Calif.
How Acquired—Plan B, 1990
College—Chico State
High School—California HS, San Ramon, Calif.
Height—6-2
Weight—249
Pro Year—4th
Year with Broncos—2nd

Chris Verhulst played in 11 games and started once in 1990, his first season with the Broncos. He caught three passes for 13 yards and as a member of Denver's special teams he had five tackles and two knockdown blocks. He spent weeks four through eight on injured reserve. Verhulst came to the Broncos as a Plan B free agent from Houston last year. He played with the Oilers from 1988-89 after joining the club as a fifth-round pick. He played in every game last season, starting twice, and had four receptions for 48 yards. Verhulst played in just one game as a rookie and did not record a catch.


COLLEGE: Verhulst was a three-year starter at Chico State and closed out his career as the school record holder in receptions (141), reception yards (2,144), and touchdown catches (12). As a senior he was named the Northern California Athletic Conference Offensive Player of the Year and was a first-team All-NCAC selection and an AP All-American, closing out his career with an appearance in the East-West Shrine Game. Verhulst was named first-team all-conference and a Division II All-American as a junior, and was an honorable mention all-conference selection as a sophomore.

PERSONAL: Chris is single and makes his offseason home in Fairfield, Calif. Born in Sacramento, Calif., he attended California HS in San Ramon, Calif., and lettered in football, baseball, soccer, track, and diving. He has given anti-drug and stay-in-school talks to grade schools and has donated his time to working with the Boy Scouts. A business marketing major at Chico State, Chris enjoys snow and water skiing and weight lifting.

Professional Record

Year	Club	Games	RECEPTIONS				TD
			Starts	No.	Yds.	Avg.	
1988	—Houston	1	0	0	0	0.0	0
1989	—Houston	16	2	4	48	12.0	0
1990	—Denver	11	1	3	13	4.3	0
TOTALS		28	3	7	61	8.7	0

No. 79 DAVID HAROLD (Dave) WIDELL, Jr. *Guard/Tackle*



Birthdate—May 14, 1965
Birthplace—Hartford, Ct.
Residence—Aurora, Colo.
How Acquired—Trade with Dallas, 1990
College—Boston College
High School—South Catholic HS, Hartford, Ct.
Height—6-6
Weight—292
Pro Year—4th
Year with Broncos—2nd

Dave Widell was acquired last season in an Aug. 24 trade with Dallas, where he had played since joining the Cowboys as a fourth-round draft choice in 1988. He played in every game in 1990 and started at left guard in the final five weeks of the campaign, while also serving as the Broncos' punt snapper. In two seasons with Dallas, Widell started 11 times, eight times at left tackle and three times at right tackle. He started in the season opener of his rookie year, becoming the first Cowboy rookie to start the first game of the season since Burton Lawless in 1975.

COLLEGE: Widell was a two-year starter at Boston College and was named All-East Coast and honorable mention All-America as a senior, joining his brother Doug in the Eagles' starting lineup. A versatile athlete, he backed up left tackle in his freshman year, shared the center position his sophomore season, and handled the long-snapping duties for three and a half years.

PERSONAL: Dave and his wife Shawn make their offseason home in the Denver suburb of Aurora. A native of Hartford, Ct., Dave was an all-state tight end and nose tackle there at South Catholic HS. He has a degree in finance.

Professional Record

GAMES PLAYED: 1988 (14), 1989 (15), 1990 (16). Total — 45.
GAMES STARTED: 1988 (9), 1989 (2), 1990 (5). Total — 16.
ADDITIONAL STATISTICS: Recovered one fumble, 1988.

BROTHER COMBINATIONS

Dave and Doug Widell are just the sixth brother combination in NFL history to play together at the same time, for the same team, at the same position (the offensive line, in this case). There have been 144 brother combinations that have played in the NFL at one time or another, but only five previous sets have played together as the Widells are now doing.

**No. 67 DOUGLAS JOSEPH (Doug)
WIDELL** *Guard*



Birthdate—September 23, 1966
Birthplace—Hartford, Ct.
Residence—Wethersfield, Ct.
How Acquired—Draft #2a, 1989
College—Boston College
High School—South Catholic HS,
Hartford, Ct.
Height—6-4
Weight—287
Pro Year—3rd
Year with Broncos—3rd

Doug Widell was one of only four offensive players to start every game for Denver in 1990. He has played in every game as a pro and enters the 1991 campaign with 26 consecutive starts at right guard, the fifth longest such streak on the team. Widell had an outstanding rookie season with Denver in 1989 and was named to the NFL All-Rookie team by College and Pro Football Newsweekly. He played in every game and moved into the starting lineup at right guard prior to the week seven game at Seattle (10/22). Widell started every game thereafter including the AFC Championship Game vs. Cleveland and in Super Bowl XXIV. In addition, he led Denver's special teams in the regular season with 10 knock-down blocks. The Broncos' first pick in the second round in 1989, Widell impressed Denver coaches with his toughness and ability to make adjustments on the field.

COLLEGE: Widell started in his final two seasons at Boston College and earned All-East (Associated Press) and honorable mention All-America (Associated Press, Football News) honors as a senior. After combining with Joe Wolf to form the premier blocking tandem in the Northeast, he concluded his college career with appearances in the Blue-Gray, East-West, and Senior Bowl all-star games. Widell saw limited action in 1986, but started every game at right guard the following year. He was switched to right tackle in 1988, filling the void created by the departure of his brother. Widell was second on the depth chart at right guard in 1985 and was a redshirt freshman in 1984. He graduated with a degree in marketing.

PERSONAL: Doug is single and makes his offseason home in Wethersfield, Ct. He graduated from South Catholic HS in his native Hartford, Ct., and was an outstanding two-way tackle, earning all-state and all-conference honors as well as two letters. Doug enjoys playing golf in his spare time.

Professional Record

GAMES PLAYED: 1989 (16), 1990 (16). Total — 32.

GAMES STARTED: 1989 (10), 1990 (16). Total — 26.

**No. 83 MICHAEL DAVID (Mike)
YOUNG** *Wide Receiver*



Birthdate—February 21, 1962
Birthplace—Hanford, Calif.
Residence—Golden, Colo.
How Acquired—Plan B, 1989
College—UCLA
High School—Whitney HS,
Visalia, Calif.
Height—6-1
Weight—183
Pro Year—7th
Year with Broncos—3rd

Mike Young in 1990 had a career-high 28 receptions for 385 yards and four touchdowns, also a personal single-season best. Although he had just three catches through the first eight weeks of the season, he snagged 25 over the last half of the campaign. Young tied his single game best of six catches, against the Raiders (12/2), and had his first two-TD game ever, vs. San Diego (12/16), helping Denver snap a six-game losing streak in his first start with the team. Known as a clutch receiver, he has gained a first down on 36 of his 50 receptions as a Bronco. In two seasons with Denver he has 50 catches for 787 yards and six TDs, far surpassing his four-year Los Angeles Rams totals of 35 receptions for 421 yards and four scores. In 1990 Young had 22 receptions for 402 yards, and led the team with an average per catch of 18.3 yards. Young set personal single game highs at Seattle (10/22), with six receptions for 137 yards, including catches of 43 and 47 yards. In postseason play he caught four passes for 145 yards, with a stellar performance in the AFC Championship Game vs. Cleveland (1/14). In that contest he combined with John Elway for a 70-yard touchdown play to give Denver an early 10-0 lead, and later set up another Bronco TD with a 53-yard reception. Young joined the Broncos under the terms of the NFL's Plan B free agency system. He was drafted in the sixth round in 1985 by the Los Angeles Rams. Young played in nine games in 1988 and had two catches for 27 yards before being placed on injured reserve with a back injury. His best season statistically with the Rams was in 1986 when he had 15 receptions for 181 yards and three TDs.

COLLEGE: Young closed out his career at UCLA with 55 receptions for 910 yards and eight TDs, and was named second-team All-PAC 10 as a senior. As a senior he was named first-team academic Pac-10 and caught 31 passes for 431 yards and four TDs. Young turned in a fine performance in UCLA's 1984 Rose Bowl win over Illinois, with five receptions for 129 yards, including a 53-yard TD catch. Young also played baseball in college and was drafted by the New York Mets after hitting .311 during his junior year. He had a string of 26 consecutive stolen bases, as well. He majored in sociology.

PERSONAL: Mike and his wife Jill have a daughter, Christine (2/3/88), and the family makes its home in Golden, Colo. A native of Hanford, Calif., Young attended Whitney HS in Visalia, Calif., where he was a high school All-American in football and baseball. As a senior he caught 63 passes and scored 12 TDs. He was on the same team as Don Mosebar (L.A. Raiders) and Lupe Sanchez (Pittsburgh).

Professional Record

Year	Club	RECEIVING					TD
		Games	Starts	No.	Yds.	Avg.	
1985	LA Rams	15	1	14	157	11.2	0
1986	LA Rams	16	1	15	181	12.1	3
1987	LA Rams	12	0	4	56	14.0	1
1988	LA Rams	9	0	2	27	13.5	0
1989	Denver	16	0	22	402	18.3	2
1990	Denver	16	1	28	385	13.8	4
TOTALS		84	3	85	1208	14.2	10

SINGLE GAME HIGHS

(Postseason in parenthesis)

Most receptions — 6 - two games (2 - two games). **Most reception yards** — 137 at Seattle, 10/22/89 (123 vs. Cleveland, 1/14/90). **Longest reception** — 47 from Elway at Seattle, 10/22/89 (70t from Elway vs. Cleveland, 1/14/90). **Most reception TDs** — 2 vs. San Diego, 12/16/90 (1 vs. Cleveland, 1/14/90).

ADDITIONAL STATISTICS: Recovered one fumble, 1987.

NFL PLAYER PERSONNEL DATES AND INFORMATION FOR 1991

- July 5 — Claiming period of 24 hours begins in waiver system. All waiver requests for the rest of the year are no-recall and no-withdrawal.
- Mid-July — Preseason training camps open. Clubs not permitted to open official preseason camp earlier than July 5.
- July 15 — Deadline for a player who has practiced and/or played in a minor league in 1991 to sign in the NFL without being required to clear Procedural Recall waivers.
- July 27 — Hall of Fame Game, Canton, Ohio: Denver vs. Detroit.
- Aug. 20 — Roster cutdown to maximum of 60 players on Active List by 4 p.m., New York time.
- Aug. 21 — All tryouts on this date and for the remainder of the season must be reported to the League Office.
- Aug. 26 — Roster cutdown to maximum of 47 players on Active List by 12 noon, New York time.
- Aug. 26 — Simultaneously with the cutdown to 47, clubs that have players in the category of Active/Physically Unable to Perform or Active/Non-Football Injury or Illness must take one of the following options: place player on Reserve/Physically Unable to Perform or Reserve/Non-Football Injury or Illness, whichever is applicable; ask waivers; trade player; or continue to count him on Active List.
- Sept. 2 — Beginning this date vested veterans terminated through waivers from the Active List, Inactive List or Reserve/Injured are entitled to receive, after the end of the regular-season schedule, termination pay pursuant to the terms of the 1982 CBA, as amended.
- Sept. 2-3 — Players on Reserve/Physically Unable to Perform and Reserve/Non-Football Injury or Illness may begin conditional practice after their club's first regular season game.
- Sept. 17 — Priority on multiple waiver claims is now based on the current season's standing.
- Oct. 8 — All trading ends at 4 p.m., New York time.
- Oct. 8 — After this date and for the remainder of 1991, vested veterans placed on waivers will no longer have the option of electing free agency if claimed and about to be assigned to another club.
- Oct. 9 — Clubs may activate players from the categories of Reserve/Physically Unable to Perform and Reserve/Non-Football Injury or Illness until 4 p.m., New York time, the day after the ninth regular season weekend. Thereafter, an activation from these categories will cost the club one of its five Reserve/Injured activations.
- Nov. 23 — Deadline for reinstatement of players in Reserve List categories of Retired, Did Not Report and Veteran Free Agent Asked to Re-Sign.
- Dec. 20 — Deadline for waiver requests in 1991, except for "special waiver requests" by teams participating in playoffs.
- Dec. 25 — Deadline for postseason participants to sign free agents for playoffs without costing a free activation. After this date, any free agent signings will cost a club one of its Reserve/Injured activations. Players from Reserve/Injured or Reserve/Non-Football Injury or Illness also may be added to postseason participants' rosters during playoff period via free activations.
- Dec. 28-29 — First Round of Playoffs.

1992

- Jan. 4-5 — Second Round of Playoffs.
- Jan. 12 — AFC and NFC Championship Games.
- Jan. 26 — Super Bowl XXVI, Metrodome, Minneapolis, Minn.
- Jan. 27 — Clubs may begin signing free agent players for the 1992 season.
- Jan. 27 — Trading period begins.
- Feb. 1 — Expiration date of all player contracts due to expire in 1992.
- Feb. 1 — Deadline for exercising options for 1992 on all players who have option clauses in their 1991 contracts.
- Feb. 1 — Deadline for submission of qualifying offers by clubs to their protected players whose contracts were due to expire on February 1.
- Feb. 1 — Deadline for establishing Protected List of 37 players. All players who are not on Protected List will be eligible to sign as free agents with any other club through April 1.
- Feb. 2 — AFC-NFC Pro Bowl, Honolulu, Hawaii.
- Feb. 3 — Waiver system begins for 1992.
- Feb. 3 — From this date through the trading deadline, vested veterans placed on waivers may opt for free agency if claimed and due to be assigned to another club.
- Feb. 5-10 — Combine Timing and Testing, Hoosier Dome, Indianapolis, Ind.
- Mar. 15-20 — NFL Annual Meeting, Arizona Biltmore, Phoenix, Arizona.
- Apr. 1 — Deadline for signing of offer sheets by protected veteran free agents and New Clubs (whenever New Club's offer sheet is delivered to Old Club, Old Club must make decision within seven days).
- Apr. 1 — Expiration of free agency period for Unprotected players.
- Apr. 11-15 — NFL Public Relations Directors Meeting, Hyatt Regency, San Francisco, Calif.
- Apr. 15 — Deadline for Old Club to inform unprotected free agent players whose contracts expired on February 1 and who have not signed with a New Club that Old Club wishes to re-sign them for 1992. If Old Club decides not to re-sign such a player, he is a free agent with no first refusal/compensation rights remaining with the Old Club.
- Apr. 26-27 — Annual Player Selection Meeting, Marriott Marquis, New York, N.Y.
- May 19-20 — NFL Spring Meeting, Ritz Carlton Hotel, Laguna Nigel, Calif.
- June 1 — Deadline for Old Club to inform protected free agent players who have not signed offer sheets with New Clubs that Old Club wishes to re-sign them for 1992. If Old Club decides not to re-sign such a player, he is a free agent with no first refusal/compensation rights remaining with the Old Club.

Active List

The Active List is the principal status for players participating for a club. It consists of all players under contract, including option, who are eligible for preseason, regular season, and postseason games. In 1991, teams will be permitted to open training camp with no more than 80 players under contract and thereafter must meet a series of mandatory roster reductions prior to the season opener. Teams will be permitted an Active List of 45 players and an Inactive List of two players for each regular season and postseason game during the 1991 season. Provided that a club has only two quarterbacks on its 45-player Active List, a third quarterback from its Inactive List is permitted to dress for the game, but if he par-

ticipates in the game, the other two quarterbacks are thereafter prohibited from playing. Maximum roster limits and dates for 1991 are:

- August 20 active list of 60 players
- August 26 active list of 45 players
(plus two-player Inactive List)

In addition to the Active List limits described above, there is an overall roster limit of 80 players that is applicable to players on a club's Active, Inactive, or Exempt Lists, and any players on Reserve as Injured, Physically Unable to Perform, Non-Football Illness/Injury and Suspended.

Reserve List

The Reserve List is a status for players who, for reasons of injury, retirement, military service, or other circumstances, are not immediately available for participation with a club. Players on Reserve/Injured are not eligible to practice or return to the Active List until four regular season games have been played. When a player returns to practice, he counts against the Developmental Squad limit of six.

Each club will have five free re-activations for players placed on Reserve/Injured after the final cutoff. Players can also be returned to the club's Active List if they clear Procedural Recall waivers. Any player placed on Reserve/Injured prior to or concurrent with the final cutoff on August 26 may not return to the club nor practice with the team that year. Clubs participating in postseason competition will be granted an additional re-activation for each postseason game, provided they have exhausted all previous activations.

Players in the category of Reserve/Retired, Reserve/Did Not Report, or Reserve/Veteran Free Agent Asked to Re-Sign may not be reinstated during the period from 30 days before the end of the regular season through the postseason.


Trades

Unrestricted trading between the AFC and NFC is allowed in 1991 through October 8, after which trading of player contracts/rights will end until January 27, 1992.

Waivers

The waiver system is a procedure by which player contracts or NFL rights to players are made available by a club to other clubs in the League. During the procedure the 27 other clubs either file claims to obtain the players or waive the opportunity to do so — thus the term "waiver." Claiming clubs are assigned players on a priority based on the inverse of won-and-lost standing. The claiming period normally is 10 days during the offseason and 24 hours from early July through December. In some circumstances another 24 hours is added on to allow the original club to rescind its action (known as a recall of a waiver request) and/or the claiming club to do the same (known as withdrawal of a claim). If a player passes through waivers unclaimed and is not recalled by the original club, he becomes a free agent. All waivers from July through December are no recall and no withdrawal. Under the Collective Bargaining Agreement, from the beginning of the waiver system each year on the day after the Pro Bowl through the trading deadline (October 8, 1991), any veteran who has acquired four years of pension credit may, if about to be assigned to another club through the waiver system, reject such assignment and become a free agent.

1991 DRAFT CHOICES



SAFETY ALTON MONTGOMERY FROM THE UNIVERSITY OF HOUSTON, DENVER'S FIRST CHOICE IN THE 1990 NATIONAL FOOTBALL LEAGUE DRAFT.

Round	Player	Pos.	Ht.	Wt.	School
1	Mike Croel	LB	6-3	231	Nebraska
2	Reggie Johnson	TE	6-2	256	Florida State
3	Keith Traylor	LB	6-2	260	Central State, Okla.
4	Derek Russell	WR	6-0	179	Arkansas
5	Greg Lewis	RB	5-10	214	Washington
6	Nick Subis	T/C	6-4	278	San Diego State
7	Traded to Dallas for T Dave Widell				
8	Kenny Walker	DE	6-3	260	Nebraska
9	Don Gibson	NT	6-2	270	Southern California
10	Curtis Mayfield	WR	5-11	174	Oklahoma State
11	Shawn Moore	QB	6-2	213	Virginia
12	Traded to Los Angeles Rams for RB Gaston Green				


MIKE CROEL LB 6-3, 231 DOB: June 6, 1969 Draft Choice #1

Nebraska



Mike Croel (pronounced "KROLL") was the fourth player taken in the 1991 NFL draft. An All-American first team selection by the Poor Man's Guide to the NFL Draft, Croel also earned second team honors (Football News and Associated Press), and was a consensus All-Big Eight selection. Regarded by all observers as the fastest linebacker and one of the fastest defensive players in the country last year, he finished his college career with a total of 142 tackles, including 77 solo, two pass interceptions (including one which he returned for a touchdown as a junior), 12 quarterback sacks and 13 passes broken up, while blocking four kicks as an integral member of the Nebraska special teams. One of the semifinalists for the Butkus Award, he started at right outside linebacker and finished with 61 tackles, five sacks, 12 tackles for losses, and four forced fumbles. He also deflected five passes for the Cornhuskers. As a junior in 1989 Croel earned All-American honorable mention (The Sporting News, Football News, and The Poor Man's Guide), while making the All-Big Eight Conference second team, finishing with 49 tackles, four sacks, and nine tackles for losses. He deflected four passes and intercepted another, also blocking one kick. In 1988 Croel played in every game, finishing with 22 tackles, two sacks, and four pass deflections. He saw limited action from scrimmage in 1987 but was a valuable special teams performer for the Big Red. A native of Detroit, Mich., Croel was an all-state and all-league selection as a tight end at Lincoln-Sudbury (Mass.) HS, leading the team to a string of 25 consecutive victories during his three-year career. As a senior Croel averaged 29.0 yards on 19 receptions, scoring touchdowns on a kickoff return, a punt return, and on a free kick as well. He also had three blocked punts and led the team in tackles that year. He played running back and defensive end as a junior, then was used as a tight end and linebacker during his senior year. His blazing speed first became apparent while in high school, where he was a standout performer in track, winning the New England prep 100-meter title as a sophomore with a 10.7 second time. Mike was an art major at Nebraska, and his special area is design graphics, although Mike also likes to paint abstracts.

DONALD WILLIAM (Don) GIBSON NT
6-2, 270 DOB: March 4, 1968 Southern California
Draft Choice #9




Don Gibson last year bounced back from a rash of injury woes that had sidelined him for much of the 1989 season, earning All-American honorable mention (Football News, The Poor Man's Guide to the NFL Draft), as well as being selected first team All-Pac 10. He was a team captain for the Trojans last year and finished with USC career totals of 180 tackles, 10 sacks, and 13 passes broken up. Gibson fractured his left ankle early in 1990 spring drills, missing the remainder of the USC scrimmages, but he was back on the field by fall practice as a starting defensive guard. Gibson had 55 tackles and five sacks, also blocking a kick and deflecting nine passes. In 1989 he tore ligaments in his left knee in preseason practice, subsequently missing the entire campaign. Gibson returned to action in the Rose Bowl game vs. Michigan. As a sophomore in 1988 Gibson was All-Pac 10 honorable mention for a season in which he started all year, recording 70 tackles and four sacks. He was named a Sophomore All-American by Football News and The Poor Man's Guide. In 1987 he started every game as a redshirt freshman, with 61 tackles, two sacks, and four passes deflected. He was redshirted in 1986. A native of Atlanta, Ga., Gibson earned a wide variety of high school honors as a senior at El Modena (Orange, Calif.) HS, including All-CIF Southern Section, CIF Southern Conference Co-Most Valuable Player, Cal HI Sports All-State, Century League Player of the Year and Orange County Defensive Player of the Year choice by the Register. A member of The Sporting News' Top 100 prospects list, Gibson started every game as a two-way tackle for his last three prep campaigns. He was All-Orange County as a junior and led the team to the CIF Southern Conference title in 1983 and 1984. During his college career he played in three Rose Bowls as well as the Japan Bowl and East-West Shrine Game. His father, Frank, played football at Army, while his brother Boomer played at Arizona State and another brother, Craig, also played at USC. Don has his degree in public administration/planning from USC, and his hobbies include scuba diving and hunting.

REGGIE JOHNSON TE
6-2, 256 DOB: Jan. 27, 1968 Florida State
Draft Choice #2




Reggie Johnson was an extremely effective blocker at Florida State, where he also was a valuable weapon in the Seminoles' passing game. Johnson's career statistics show 52 receptions for 544 yards, and a 10.5 average. In 1990 he was an All-American honorable mention by The Poor Man's Guide to the NFL Draft, and he led the blocking up front as the Seminoles' rushed for 27 touchdowns. Johnson started all year at tight end, coming up with 15 receptions for 145 yards (9.7 average). As a junior he saw action in every game and started eight, catching 18 passes for 219 yards (12.2 average), with at least one reception in nine games. In 1988 Johnson split time at tight end with other players, catching 15 passes for 145 yards (9.7 average). Johnson saw limited action due to knee problems in 1987, but still caught four passes for 35 yards, and he was a redshirt at Florida State in 1986. A native of Pensacola, Fla., Johnson was a first team All-Northwest selection by the Pensacola News-Journal while at Escambia (Pensacola) HS, where he played every position on the football team except quarterback. He was one of 11 seniors on his prep squad to earn college scholarships. Reggie has his degree in criminology from Florida State.

GREGORY ALAN (Greg) LEWIS RB
5-10, 214 DOB: Aug. 10, 1969 Washington
Draft Choice #5



Greg Lewis finished his college career as one of the most honored players in University of Washington history, ranking second on the UW career rushing charts with 2,678 yards. He averaged 5.1 yards per carry and rushed for 22 touchdowns, also catching 79 career passes for 797 yards, a 10.1 average, and two scores. His all-purpose yardage total was 3,564. In 1990 he was Washington's first All-American running back (Walter Camp Foundation, The Sporting News, AP, Football News) since the legendary Hugh McElhenny back in 1951, was the recipient of the inaugural "Doak Walker Award" honoring the nation's top running back, and finished seventh in the Heisman Trophy balloting. Lewis' lengthy cavalcade of awards includes being team captain, Pac-10 Offensive Player of the Year, All-Pac 10, the Pop Warner Award winner as the West Coast Player of the Year, the Touchdown Club of Columbus (Ohio) Player of the Year, and the Texaco Star Performer of yards per game). He gained 1,279 yards on 229 carries (5.6 average) and scored eight rushing touchdowns, finishing fourth in NCAA Division I-A as well as ranking sixth nationally in all-purpose yards (162.4 per game). Lewis gained 100 yards or more in nine straight games (10 straight dating back to the 1989 finale), until the streak was snapped in the UCLA game in which he suffered a knee injury. Lewis underwent arthroscopic knee surgery, missed one game, then came back to rush for 128 yards, including a 44-yard jaunt, in the Rose Bowl win. Lewis had 14 career regular season 100-yard games, and UW was 16-1 in games when Lewis had 92 or more yards (the only Husky loss was at Colorado in 1990, when Lewis had 101 yards in a 20-14 CU win). The first-ever UW back to gain 1,000 yards rushing in consecutive seasons, he ran for his career-best 205 yards on 29 carries vs. California, the best rushing effort in the Pac-10 last year. He also finished second on the team with 20 catches for 345 yards (a 17.3 average, with one TD. He played in the Hula and Japan Bowls to close out his career. As a junior Lewis finished the regular season with 1,100 yards on 239 carries (4.6 average) and 10 rushing TDs. He had five 100-yard games and was named All-Pac 10 second team as a junior, also catching 45 passes (the most among all conference backs) for 350 yards and one TD. Lewis had the Pac 10's longest run of the year with a 78-yard dash vs. Purdue, and he had his career-best TD day with three scores at Oregon State. In 1988 Lewis played every game and started one, rushing for 154 yards on 39 carries and scoring three times, and in 1987 he rushed for 145 yards on 22 attempts, with one TD. A native of Port St. Joe, Fla., Lewis was a four-year letterman as a running back/defensive back for the Ingraham (Seattle) HS Rams, earning all-state and all-Metro League designations. Lewis was the Metro League Offensive Player of the Year and was an honorable mention prep All-American (USA Today), as a senior rushing for 1,293 yards and 18 TDs. He also lettered three years in basketball and two more in track. Greg has his degree in political science major from Washington, where he made numerous speaking engagements to Seattle-area church and youth groups. Greg is married (Felichia), has a daughter (Briana, born 8/21/89), and enjoys water skiing and playing basketball in his spare time.

CURTIS EDWARD MAYFIELD
5-11, 174 DOB: March 23, 1968
Draft Choice #10



Curtis Mayfield finished his college career ranked fifth on the Oklahoma State all-time receiving list with 93 receptions for 1,517 yards, with the yardage mark ranking third among all-time Cowboys' pass receivers. An outstanding leaper, Mayfield in 1990 was named All-Big Eight Conference second team by The Poor Man's Guide to the NFL Draft and closed out his college career with an appearance in the Blue-Gray Game. He excelled as a blocker in the Cowboys' run-

oriented offense, while still catching 28 passes for 455 yards (a 16.3 average), and three touchdowns. He also returned five kick-offs for a 24.2 average. Mayfield caught four passes for 73 yards, including a 43-yard TD reception in the Colorado contest. In 1989 Mayfield earned All-American third team honors as a kickoff returner and honorable mention as a receiver by The Poor Man's Guide, also making the Football News honorable mention All-American list. As a junior he was named All-Big Eight for a year in which he led the team and ranked third in the league with 49 catches for 879 yards, a 17.9 average, and four scoring receptions. He was second in the conference with 25 kickoff returns for 576 yards, a 23.0 average. In the 1989 Nebraska game Mayfield accounted for 305 all-purpose yards with six receptions for 208, including an 85-yard TD catch, and five kickoff returns for 97. His 85-yard catch tied for the longest in Oklahoma State history. As a junior he gained 153 yards on six catches, including a 53-yard TD bomb, against Colorado. In 1988 he played in eight games and had eight catches for 109 yards (a 21.8 average), and in 1987 he caught eight for 74 (a 9.3 average). Mayfield was redshirted in 1986. A native of Dallas, Mayfield was a Dallas-area Top Thirty selection as a senior at H. Grady Spruce HS, where he lettered twice in football while leading the city with 49 receptions. He also lettered twice in track, and was team captain in both sports. Curtis, who is the father of twins (daughter Sherica and son Curtis, born 10/13/86), majored in child development at Oklahoma State. His nickname is "Cadillac."

SHAWN LEVIQUE MOORE QB
6-2, 213 DOB: April 4, 1968
Draft Choice #11



Shawn Moore is an outstanding athlete with excellent running skills and a powerful throwing arm who guided the University of Virginia Cavaliers to a 23-4 record as a starter. He holds 29 school passing records, including most completions (421), yards passing (6,629), aerial touchdowns (55), and total offense (7,897), becoming only the sixth player in NCAA history to gain over 2,500 yards in total offense in three seasons. In 1990 Moore was an All-American first

team choice by Kodak, as well as being an All-Atlantic Coast Conference selection and a finalist for the Heisman Trophy, the Johnny Unitas Award, and the Davey O'Brien Award. Moore was named the ACC Offensive Player of the Year for the second straight campaign, and played in the Hula Bowl to close out his sterling career. He led the nation in passing efficiency with a 160.7 rating, completing 144 of 241 passes (59.8%) for 2,262 yards and 21 touchdowns, breaking his own school mark of 18 set the previous year. He also rushed for 303 yards on 94 carries, a 3.3 average, scoring eight times. Moore's 2,568 yards of total offense ranked eighth in the nation and second in Virginia history to his 1989 total of 2,583. He had his personal high of 344 single game passing yards vs. Georgia Tech. Moore suffered a dislocated thumb on his throwing hand in the Maryland contest, causing him

WR
Oklahoma State

to undergo surgery and miss the season finale. In 1989 he was an All-American third team pick by The Poor Man's Guide to the NFL Draft, earning honorable mention from UPI and The Sporting News. He was named All-ACC (AP and UPI) and was the ACC Offensive Player of the Year (UPI, The Sporting News). Named the Virginia Collegiate Athlete of the Year by the Norfolk Sports Club, Moore also was tabbed as the Local Quarterback of the Year by the Washington, D.C. Quarterback Club. He guided the Cavaliers to a 10-3 record, the most wins ever in school history, and he was the only Division 1-A player to pass for over 2,000 yards and rush for over 500 yards during the 1989 season. His 156.1 passing efficiency rating ranked fourth in the nation. He completed 125 of 221 passes (56.6%) for 2,078 yards with only seven interceptions. In 1988 Moore ranked 19th in the nation with 2,526 yards in total offense, finishing second in the ACC with 10 rushing TDs. He completed 141 of 282 passes (50.0%) for 2,158 yards and 15 scores. He was rated the top redshirt freshman quarterback in the nation by The Sporting News in 1987, despite limited playing time, and in 1986 he did not play, retaining freshman eligibility. A native of Martinsville, Va., Moore had an illustrious prep career, being named Group AA Player of the Year, All-State, All-District, Piedmont District and Timesland Player of the Year selection as a senior at Martinsville (Va.) HS. He led the team to the state semifinals as a senior, passing for 1,478 yards (22 TDs) and rushing for 612 (seven TDs), and also was a starting forward on the school's basketball team that won two state crowns. Moore lettered three times each in football and basketball, and four times in track. Shawn has his degree in psychology from Virginia, graduating in May, 1989, and he was enrolled in post-graduate study this past year. Shawn lists traveling, bowling, tennis, basketball, and reading as his hobbies.

DEREK DWAYNE RUSSELL WR
6-0, 179 DOB: June 22, 1969
Draft Choice #4

Arkansas



Derek Russell finished his college career ranked fifth in Arkansas history in receptions with 91, while his 1,874 receiving yards are second in Razorback annals. In 1990 Russell earned All-American and All-Southwest Conference first team honors from The Poor Man's Guide to the NFL Draft, catching 43 passes for 897 yards, a 20.9 average, and eight touchdowns. He closed out his career with a Senior Bowl appearance. His 43 catches rank as the fourth highest Arkansas

total ever, while the 897 yards stand as the third best single-season figure. The eight TD catches tied a school record. He also had nine kickoff returns for 190 yards and a 21.1 average. Russell's longest play of the campaign was a 78-yard touchdown grab vs. Texas. In 1989 he was an All-American honorable mention by The Poor Man's Guide, with 17 receptions for 284 yards (16.7 average), and four TDs. He also ran the ball 12 times for 184 yards (15.3 average) and two TDs. Russell had a sterling performance in the Cotton Bowl, with seven receptions for 105 yards in that game vs. Tennessee. In 1988 Russell established himself as a big-play specialist, catching 15 passes for 396 yards and a school season record 26.4 average. He had the longest reception of his career as a sophomore, with an 87-yard TD catch vs. Texas Christian. During 1987 he was bothered by midseason hamstring problems, but did not miss any games and caught 16 passes for 297 yards (18.6 average), and three TDs. Russell joined the Razorback track team as a sophomore and ran the 110 hurdles (14.15) in 1988, helping the squad win the Southwest Conference Outdoor Championship in 1989. A native of Little Rock, Ark., Russell was an All-American and All-State selection at Central (Little Rock) HS, where he was chosen player of the year by the Arkansas Gazette and athlete of the year by the Arkansas Democrat. He played split end, halfback,

and defensive back as a senior, leading the team to the state title while rushing for over 700 yards, catching passes for over 500, and scoring 13 TDs. He was an All-American selection in track as well, performing in the 110-hurdles (13.1). An industrial education major at Arkansas, Derek is married (Natasha Ellen), has a son (Nicolis, born 8/21/89), and lists fishing and basketball as two of his favorite hobbies. Derek is a cousin of Atlanta Hawks' guard Sidney Moncrief.

NICHOLAS ALEXANDER SUBIS T/C
6-4, 278 DOB: Dec. 24, 1967
Draft Choice #6
San Diego State



Nick Subis (pronounced "SOO-bis") last year was named first team All-Western Athlete Conference and also earned All-American honorable mention by Football News and The Poor Man's Guide to the NFL Draft. He closed out his outstanding college career with appearances in the Blue-Gray Game and All-American Classic. Subis played the right tackle position all year after shifting there from center in fall drills, providing outstanding protection for the San Diego State

passing game, which ranked as one of the nation's most explosive. In 1989 Subis moved from guard to center in preseason drills and started in every game for the Aztecs. He played a major role with his solid blocking as the offense averaged 467.5 yards per game during that campaign. He missed spring drills after the season due to breaking the fifth metatarsal in his left foot while working out, and underwent surgery to have pins inserted. In 1988 Subis earned a starting role at right guard and played in every game. In 1987 he saw valuable playing time with the second unit at both guard and center, after having been redshirted in 1986. A native of Inglewood, Calif., Subis was an All-Southern Section first team and Bay League lineman of the year as a senior at West Torrance (Calif.) HS, where he led the team to the league title. He lettered four times each in football, track, and wrestling, winning the Southern Section heavyweight wrestling title as a senior and finishing third in the California state tournament. Nick was a physical education major at San Diego State and lists fishing and painting as his hobbies.

KEITH TRAYLOR LB
6-2, 260 DOB: Sept. 3, 1969
Draft Choice #3
Central State, Okla.




Keith Traylor was one of college football's most dominating players at his position, earning a reputation as a one-man wrecking crew against opposing offenses. He finished his career at Central State (Oklahoma) after also having started on the junior college level, and Traylor's four-year stats show 375 tackles, 163 solo, 11 interceptions, four touchdowns, 19 sacks, 16 passes broken up, and five blocked kicks. The stats for Traylor's two-year Central State career show 146 tackles,

68 solo, two interceptions, two touchdowns, nine passes broken up, five sacks, and three blocked kicks. In 1990 Traylor was an All-American first team choice by The Poor Man's Guide to the NFL Draft, despite playing in only four full games and parts of two others due to a stress fracture of his tibia that caused him to miss the balance of the season, but he came back to close out his legendary college career with appearances in the Blue-Gray and Senior Bowl games. He finished the 1990 season with 67 tackles, deflected six passes, forced three fumbles, and blocked a kick. In 1989 Traylor was an All-American third team choice (The Poor Man's Guide) despite playing in only five full games for the Bronchos, and he was All-Lone Star Conference first team as well. He missed two games and played sparingly in four others due to a

neck injury suffered in spring drills at the University of Oklahoma. He was a star in virtually every game, but most notable was his East Texas State performance, which included 12 tackles, a fumble recovery, two pass deflections, and an interception which he returned 58 yards for a TD. Traylor had a stellar effort in spring drills after the season, showing no ill effects from the neck injury. He started for two years at linebacker at Coffeyville (Kansas) Community College, and in 1988 was an All-American selection after recording 128 tackles, with nine sacks and six interceptions. Traylor was the most valuable player in the JUCO Championship Bowl, then transferred to the University of Oklahoma after the season, in time for spring drills. He was an All-Jayhawk Conference selection in both 1988 and 1987. A native of Malvern, Ark., Traylor was a two-time All-American, all-state, all-district, and all-conference selection at Malvern HS, where he was rated one of the top 10 prospects in the state. He also excelled in basketball, earning all-state and all-conference recognition twice. He lettered three times in football and twice in basketball. Keith has a son (Brandon), was an industrial safety major at Central State, and likes to shoot pool and play basketball in his free time.

KENNY WALKER DE
6-3, 260 DOB: April 6, 1967
Draft Choice #8
Nebraska



Kenny Walker was one of the best athletes on the Nebraska team and ranked as one of the nation's finest pass rushers at his defensive line position. Walker, who is the first deaf player in Bronco history, had career statistics of 91 tackles, 50 solo, with 28 tackles for losses, 16 sacks, and six passes broken up. In 1990 Walker was an All-American first team choice by Kodak, Football News, Associated Press, Football Writers Association of America, and The Poor Man's Guide to the

NFL Draft. He also was All-Big Eight Conference and was selected the Conference Defensive Player of the Year. An academic all-conference choice as well, Walker was nominated for the Outland Trophy, given to the premier lineman in college football. He recorded 73 tackles, 33 solo, and led the Cornhuskers with 11 sacks and 21 stops for losses, also deflecting three passes in 1990, his first full season as a starter at left defensive tackle. Walker had 12 tackles vs. Oklahoma State to earn Big Eight Defensive Player of the Week citation. He closed out his senior year and career vs. Georgia Tech in the Citrus Bowl. In 1989 Walker played in every game as a reserve defensive tackle, seeing action mostly in passing situations and posting 21 tackles, with five sacks and seven stops for losses. He knocked down three passes, caused one fumble, and recovered another. In 1988 he split his playing time between linebacker and defensive tackle, and was redshirted in 1987. In 1987 Walker became the first deaf player to sign a national letter-of-intent to play at Nebraska, where he started on the Husker freshman team and finished with 26 tackles, including a squad-high three sacks. A native of Crane, Texas, Walker lived in Denver for 11 years and began his prep career at Denver South HS before moving back to Texas, where he was an all-state selection at Crane HS. He was rated one of the top 20 prospects in the state by the Dallas Morning News and as a senior played both split end and the defensive line. Walker also was all-state as a center in basketball and lettered in track in the long jump and the 200-meter dash. Kenny was an art major at Nebraska and earned academic honors with a 3.10 grade point average. He was named the most valuable player in the Midwest Athletic Association for the Deaf basketball tournament last winter. Kenny started at center for the Midwest team that finished third in the American Athletic Association for the Deaf Tournament, played at Miami, Fla., in March, 1989.

FIRST YEAR AND ROOKIE FREE AGENTS

ANTHONY JEFFERSON (Tony) ALFORD

Running Back

5-10, 200 DOB: November 27, 1968 Colorado State (R)

Tony Alford rushed for over 1,800 yards in his career at Colorado State. His career stats show 323 rushing attempts for 1,803 yards, an average of 5.6, and 14 TDs, while he also caught 52 passes for 408 yards. He was hampered in the early stages of his senior campaign with the Rams by a hamstring injury, but wound up eighth in the Western Athletic Conference with 647 yards and eight TDs on 140 carries. As a junior Alford was named first-team All-WAC and honorable mention All-America after rushing for 1,035 yards on 157 carries, a 6.6 average. He rushed for over 100 yards in five games that year, including a streak of three in a row against Colorado, Cal State-Fullerton, and Eastern Michigan. Alford set the Rams' single-game rushing record with 310 yards against Utah, a mark ranked fifth in conference history, and had the longest run in school history with a scamper of 80 yards against Hawaii. In addition, he caught a career-high 21 passes for 167 yards. He closed out his career with an appearance in the Rams's Freedom Bowl victory. Born in Akron, Ohio, Alford lettered three times in football, twice in basketball, and once in track in high school, attending Roosevelt HS in Kent, Ohio, for two years and Doherty HS in Colorado Springs, Colo., as a senior. In his final season he was named first-team all-conference and second-team all-state after rushing for 1,426 yards. He also was successful on all 16 extra point attempts and kicked five field goals. An exercise and sports science major at Colorado State, Alford enjoys traveling.

TRACY SCOTT BENNETT

6-0, 175 DOB: June 29, 1968

Mesa State

Kicker
(1)

Tracy Bennett played for the Denver Dynamite arena football team last summer after a tryout with the NFL Phoenix Cardinals. A three-time NAIA All-American and two-time Kodak All-American, Bennett played four seasons at Mesa State College in his native Grand Junction, Colo., closing out his career with an appearance in the King All-American Classic. He also played for the Colorado Outlaws Men's Class A fastpitch softball team that won the state title and finished fourth nationally in 1989. He earned three letters in football at Grand Junction HS. Bennett and his wife Jodi have a son, Braeden Scott (8/10/89). Tracy majored in mass communications and enjoys photography, videography, filmmaking, sports, and spending time with his family. He has two uncles, Scott Scholbe and Mike Bennett, who played professional baseball.

FRED JEROME FOGGIE

6-0, 187 DOB: June 10, 1969

Cornerback
Minnesota (R)

Fred Foggie was an extremely versatile player at Minnesota, seeing action as a cornerback, kickoff returner, running back, and wide receiver. His career stats show 47 total tackles and five interceptions on defense, 33 kickoff returns for 648 yards and a 19.6 average, 31 rushing attempts for 139 yards and a TD, and 11 receptions for 109 yards. He played both tailback and flanker in 1988 before being switched to cornerback in 1989 spring drills. He had 35 tackles and five interceptions as a junior, his only season exclusively on defense. As a senior Foggie posted 12 tackles, 24 kickoff returns for 448 yards, 10 catches for 92 yards, and six rushing attempts for 23 yards. Foggie, a cousin of former Golden Gophers' quarterback Ricky Foggie, graduated from Laurens (S.C.) HS in his hometown and lettered four times in track and three times each in football and basketball. He majored in applied design at Minnesota.

NORRIS HENRY HANES

5-11, 175 DOB: December 15, 1967

Wide Receiver
Maryland (R)

Norris Hanes caught 13 passes for 242 yards, an average of 18.6, in his career at the University of Maryland. He was a reserve in his first two seasons with the Terps, but as a junior caught six passes for 152 yards and a team-leading average of 25.3. In his senior season Hanes, who set the school record in the 40-yard dash, had seven receptions for 90 yards. He was also a member of the track team and was considered Maryland's top hurdler. Born in Indianapolis, Ind., Hanes lettered four times in track and three times in football at Good Counsel HS in Wheaton, Md. He has a degree in consumer economics.

PATRICK WILLIAM (Pat) HEGARTY

6-1, 195 DOB: April 15, 1967

QB
Texas-El Paso (1)

Pat Hegarty is in his third training camp with the Broncos this year. Hegarty was named team MVP and first-team Academic All-America following a senior year at UTEP in which he completed 181 of 330 passes for 2,529 yards, with 17 touchdowns. In two years at UTEP Hegarty completed 334 of 603 passes for 4,593 yards, 30 touchdowns, and 25 interceptions. He transferred to that school from Saddleback College in Mission Viejo, Calif. Hegarty was born in Buffalo, N.Y. but attended Tustin (Calif.) HS and lettered three times in football and once in basketball. A political science major in college, Hegarty plans to attend law school.

AMONTE CAPICE HOLLOMAN

6-2, 233 DOB: January 12, 1967

Linebacker
Kansas (1)

Amonte Holloman set a team record with 32 quarterback sacks last year with the semi-pro Pueblo (Colo.) Crusaders, once netting five in a game. He attended Northwest Mississippi JC in 1984-85, closing out play there with a school-record 32 sacks. Holloman played at Kansas in 1985 and had six sacks and 12 tackles for losses. Over his last three seasons of football he totaled 71 sacks. Born in Stamford, Conn., Holloman lettered in football and track at Boca Raton (Fla.) HS. He has a degree in economics, enjoys reading and golf, and is nicknamed "Wild Thing."

MARCUS SCOTT HOPKINS

5-11, 196 DOB: Sept. 11, 1969

Safety
Southern California (R)

Marcus Hopkins earned several All-Pac 10 honors as a senior strong safety at Southern California. He posted 55 total tackles and an interception in his senior season with the Trojans, and was tabbed as a Sophomore All-American in 1989 by the Football News after registering 27 tackles in his first campaign in the defensive secondary. He began his college career as a running back. Born in Pensacola, Fla., Hopkins was a stand-out athlete at Lincoln HS in San Diego, Calif., lettering four times in track, three times in football, and twice in basketball. Hopkins was awarded his school's Marcus Allen Perpetual Trophy after a senior campaign in which he rushed for 1,261 yards and 19 touchdowns. He majored in mathematics at USC.

DOUGLAS CARL (Doug) JACOBS

6-7, 278 DOB: January 3, 1968

Defensive Line
Mississippi (R)

Doug Jacobs was a three-year starter at the University of Mississippi in the 1988-90 seasons. He began his college career at South Carolina, and after transferring to Ole Miss, he sat out the 1987 season. Jacobs had 51 total tackles as a senior, with five sacks and a forced fumble. He had nine tackles vs. Arkansas and was named defensive player of the week for his performance vs. Tennessee. Jacobs concluded his college career in the Senior Bowl, and he was on the Ole Miss teams that played in the Liberty and Gator Bowls. He graduated from David HS in his native Mocksville, N.C., where he lettered three times each in football, basketball, and track. A sports management major at Mississippi, Jacobs lists golf, fishing, and hunting as his hobbies.

BARRY W. JOHNSON
6-2, 197 DOB: February 1, 1968

Wide Receiver
Maryland (R)

Barry Johnson caught 106 passes for 1,721 yards (16.2) and 11 TDs in four seasons at the University of Maryland. As a senior he was named All-Atlantic Coast Conference after posting 34 receptions for 629 yards (18.5) and four scores. He was the Terps' player of the year following a junior season in which he caught 43 passes for 689 yards and six TDs. Johnson had 24 receptions for 348 yards and a score as a sophomore, and five for 55 yards in his freshman campaign. He closed out his career with an appearance in the Japan Bowl. Johnson was born in Baltimore, Md., and at Herndon (Va.) HS he lettered four times in soccer and three times each in football and basketball. Johnson is single and has a degree in agriculture/business.

MATTHEW CLARENCE (Matt) McCall **Tackle**
6-6, 306 DOB: January 4, 1969 **Texas A&M (R)**

Matt McCall was a two-time first team All-Southwest Conference tackle at Texas A&M, also earning second team honors and honorable mention All-American status with the Aggies. He concluded his college career with an appearance in the Japan Bowl. McCall lettered three times in football at Lufkin (Tex.) HS in his hometown. A kinesiology major at Texas A&M, McCall enjoys hunting and fishing. His nickname in college was "U.S.S. McCall."

PARIS WEBB McCURDY **Linebacker**
6-6, 220 DOB: March 25, 1967 **Arkansas (1)**

Paris McCurdy spent last year as a linebacker on Denver's practice squad. At Ball State he was a two-time first team All-Mid American Conference selection as a forward on the basketball team. In his senior season he was third in the conference in rebounding and steals, 11th in field goal percentage, and 20th in scoring. McCurdy began his college career at Arkansas. A native of Detroit, Mich., he lettered in football, basketball, and track at Cooley HS. He is married (Kathy) and was a business marketing major at Ball State.

ERIC CHRISTOPHER MORGAN **Wide Receiver**
5-10, 187 DOB: June 23, 1968 **New Mexico (R)**

Eric Morgan caught 136 passes for 1,806 yards and nine touchdowns in two seasons at the University of New Mexico. A two-year starter, he was named honorable mention All-Western Athletic Conference as a junior and second team All-WAC last year. In his senior campaign with the Lobos Morgan had 80 receptions for 1,043 and six touchdowns, and he was third in the nation with 6.67 catches per game. Morgan had the top game of this career in the 1990 season opener against New Mexico State, with 12 receptions for 152 yards. He began his college career at Long Beach (Calif.) City College. A native of Chicago, Ill., he lettered twice in football and once in basketball at Polytechnic HS in Long Beach. A business and recreation major, Morgan enjoys basketball, bowling, and music.

MARK ALLAN MURRAY **Linebacker**
6-2, 240 DOB: October 15, 1967 **Florida (R)**

Mark Murray played at the University of Florida from 1986-90, redshirting one season. In his career he played both outside and inside linebacker and also defensive end. As a senior he earned "best defensive effort" honors and as a junior won "best all-around effort" status. Born in Orlando, Fla., Murray lettered three times in both football and wrestling at Apopka (Fla.) HS. He has a degree in criminal law and enjoys golfing. His father played with the Washington Senators baseball team.

ERNEST THOMAS PRIESTER **Wide Receiver**
5-8, 183 DOB: September 5, 1967 **Edinboro State (R)**

Ernest Priester was a stand-out wide receiver at Edinboro State in Edinboro, Pa. He was all-conference as a freshman, junior, and senior. Last year he was a Division II Harlan Hill Award runnerup. In addition, Priester was a Little All-American (1989-90), Kodak All-American (1990), and Player of the Year in his final campaign. His four-year totals show 147 catches for 3,053 yards, an average of 20.3, and 35 touchdowns. Priester had 13 touchdown catches of 50 or more yards and had 12 100-yard receiving games. As a senior he had over 100 yards receiving in seven of 10 games played and finished the year with 47 receptions for 1,102 yards and 15 touchdowns. At John Hay HS in his native Cleveland, Ohio, Priester lettered three times in football, twice in track, and once in baseball. He has a daughter, Latoyka (4/5/90), and enjoys music and weightlifting.

REGINALD C. (Reggie) RIVERS **Running Back**
6-1, 206 DOB: Feb. 2, 1968 **Southwest Texas State (R)**

Reggie Rivers rushed for 2,507 yards and 10 touchdowns in four seasons at Southwest Texas State. Following a senior season in which he led the Southland Conference with 1,145 yards and five scores for the Bobcats, he earned numerous first and second team All-American honors and was a first team all-conference selection as well. In 1989 he was second team all-conference and as a freshman was a member of the conference's All-Academic squad. Born in Dayton, Ohio, Rivers lettered twice each in football, basketball, and track at Randolph HS in San Antonio, Tex. He has a degree in journalism and has interned at the Austin (Tex.) American-Statesman. Rivers enjoys reading fiction novels and writing short stories and articles.

JOHN C. STORY **Wide Receiver**
5-11, 170 DOB: October 13, 1966 **Indiana State (R)**

John Story played wide receiver, tailback, and kickoff and punt returner in four years at Indiana State. With the Sycamores he had 25 receptions for 544 yards, an average of 36.3, and five touchdowns, while also posting 43 kickoff returns for 878 yards and one TD. Story was also a track All-American, winning conference titles in the 100 and 200 meters. He began his career at Alabama A&M. A native of Chicago, Ill., Story lettered three times each in football and track at Roosevelt HS in Gary, Ind. A communications major, he lists running, reading, and movies as his hobbies.

EVINS TOBLER **Defensive Back**
5-11, 195 DOB: May 23, 1965 **Turabo-Puerto Rico (R)**

Evins Tobler in 1991 will be donning a football uniform for the first time since high school. He was a three-time long jump champion at the University of Turabo of Puerto Rico. His best distance was 26'9" and also recorded a time of 10:36 in the 100 meters. Tobler was born in Trenton, N.J., and lettered in football and track at Central HS there. He is married (Betsy), has a degree in education, and enjoys reading and running.

SEAN PAUL WILSON **Punter**
5-11, 212 DOB: February 14, 1968 **Texas A&M (R)**

Sean Wilson was a second team All-Southwest Conference punter last year at Texas A&M following a season in which he punted 45 times for a 42.4 average and a 35.8 net average. His career totals show 185 punts for a 41.0 average. As a sophomore he was earned honorable mention All-American and second team all-conference status. Wilson concluded his college career in the Senior Bowl. He was born in Kansas City, Mo., and at Huntsville (Tex.) HS he was a two-time all-state, all-district, and all-area punter. Wilson majored in agriculture and enjoys hunting, fishing, and waterskiing. His father, Jerrell, punted for 16 seasons with the

Kansas City Chiefs and is tied with Sammy Baugh for most seasons leading the league in punting (four). Sean has worked with his father as a hunting and fishing guide, and his nickname is "Bassmaster."

JON DAVIS WOOD

6-7, 280 DOB: May 6, 1967

Defensive Line
Texas Tech (R)

Jon Wood played two solid seasons at Texas Tech, where he transferred to from Taft (Calif.) JC. He was a two-time All-California JC and all-conference selection at Taft. Born in Glendale, Calif., Wood was the Nevada player of the year as a senior at Incline HS in Incline Valley, Nev. He was all-state three times, and in addition to football, he lettered in wrestling and track. Wood is related to John Lutz, an offensive guard formerly with the Kansas City Chiefs. He was a corporate fitness/recreation major at Texas Tech and enjoys old cars.


EARL HARTMAN AWARD

OFFENSE	DEFENSE	SPECIAL TEAMS
1990 Bobby Humphrey	Steve Atwater	Kevin Clark
1989 Bobby Humphrey	Dennis Smith	David Treadwell
1988 John Elway/ Sammy Winder	Simon Fletcher	Ken Bell
1987 John Elway	Karl Mecklenburg	Ken Bell
1986 John Elway	Mike Harden	Darren Comeaux
1985 John Elway	Rulon Jones	Daniel Hunter
1984 Steve Watson	Louis Wright	Ken Woodard
1983 Steve Watson	Randy Gradishar	Ken Woodard
1982 Billy Bryan	Louis Wright	Rob Lytle/ Rick Upchurch
1981 Steve Watson	Bob Swenson	Jim Ryan
1980 Billy Bryan	Randy Gradishar	Fred Steinfert
1979 Craig Morton	Bob Swenson	Larry Canada
1978 Riley Odoms	Randy Gradishar	Maurice Harvey
1977 Craig Morton	Tom Jackson	Rick Upchurch
1976 Riley Odoms	Tom Jackson	Rick Upchurch
1975 Bobby Maples	Lyle Alzado	Jim Turner
1974 Otis Armstrong	Tom Jackson	Ken Criter
1973 Charley Johnson	Paul Smith	

BOB PECK MEMORIAL AWARD MOST INSPIRATIONAL PLAYER

1990 Keith Kartz
1989 Marc Munford
1988 Keith Bishop/Billy Bryan
1987 Keith Bishop
1986 Tom Jackson
1985 Tom Jackson
1984 Tom Jackson
1983 Tom Jackson
1982 Tom Jackson
1981 Tom Jackson

THE 1990 SEASON



RUNNING BACK BOBBY HUMPHREY, WHO LAST YEAR BECAME ONE OF JUST 10 PLAYERS TO RUSH FOR 1,000 IN EACH OF THEIR FIRST TWO PRO SEASONS. HUMPHREY EARNED A PRO BOWL BERTH AND WAS NAMED AS THE BRONCOS' OFFENSIVE MOST VALUABLE PLAYER BY HIS TEAMMATES.

FINAL STATISTICS

REGULAR SEASON (5-11)

Date	Result	Opponent	Denver	Opponent	Attend.
9/9	L	at Raiders	9	14	54,206
9/17	W	Kansas City	24	23	75,277
9/23	*W	Seattle	34	31	75,290
9/30	L	at Buffalo	28	29	74,393
10/8	L	Cleveland	29	30	74,814
10/14	L	Pittsburgh	17	34	74,285
10/21	W	at Indianapolis	27	17	59,850
11/4	L	at Minnesota	22	27	57,331
11/11	L	at San Diego	7	19	59,557
11/18	*L	Chicago	13	16	75,013
11/22	L	at Detroit	27	40	73,896
12/2	L	Raiders	20	23	74,162
12/9	L	at Kansas City	20	31	74,347
12/16	W	San Diego	20	10	64,919
12/23	L	at Seattle	12	17	55,845
12/30	W	Green Bay	22	13	46,943

*—Overtime

TEAM STATISTICS

	Broncos	Opponents
TOTAL FIRST DOWNS	323	306
Rushing	126	110
Passing	170	181
Penalty	27	15
3rd Down: Made/Attempts	86/207	84/195
3rd Down Percent	41.5	43.1
4th Down: Made/Attempts	7/14	7/12
4th Down Percent	50.0	58.3
POSSESSION AVG.	30:50	29:10
TOTAL NET YARDS	5213	5345
Average Per Game	325.8	334.1
Total Plays	1035	969
Average Per Play	5.0	5.5
NET YARDS RUSHING	1872	1963
Average Per Game	117.0	122.7
Total Rushes	462	456
NET YARDS PASSING	3341	3382
Average Per Game	208.8	211.4
Sacked/Yards Lost	46/330	34/289
Gross Yards Passing	3671	3671
Attempts/Completions	527/305	479/284
Completion Percent	57.9	59.3
Had Intercepted	18	10
PUNTS/AVERAGE	60/43.5	62/41.4
NET PUNTING AVERAGE	38.5	35.6
PENALTIES/YARDS	108/775	105/824
FUMBLES/BALL LOST	30/14	36/15
TOUCHDOWNS	36	43
Rushing	19	16
Passing	15	22
Returns	2	5

SCORE BY PERIODS		1	2	3	4	OT	Total
BRONCOS		87	120	46	75	3	331
OPPONENTS		60	85	95	131	3	374
SCORING	TD-R	Pa	Rt	PAT	FG	S	TP
Treadwell	0	0	0	34/36	25/34	0	109
Humphrey	7	0	0	0/0	0/0	0	42
Jackson	1	4	0	0/0	0/0	0	30
Bratton	3	1	0	0/0	0/0	0	24

Young	0	4	0	0/0	0/0	0	24
Elway	3	0	0	0/0	0/0	0	18
Johnson	0	3	0	0/0	0/0	0	18
Sewell	3	0	0	0/0	0/0	0	18
Nattiel	0	2	0	0/0	0/0	0	12
Winder	2	0	0	0/0	0/0	0	12
Mecklenburg	0	0	1	0/0	0/0	1	8
Henderson	0	0	1	0/0	0/0	0	6
Sharpe	0	1	0	0/0	0/0	0	6
Fletcher	0	0	0	0/0	0/0	1	2
BRONCOS	19	15	2	34/36	25/34	3	331
OPPONENTS	16	22	5	38/43	26/33	0	374

SACKS: Fletcher 11.0, Mecklenburg 5.0, Powers 4.0, Holmes 3.0, Brooks 2.0, Galloway 2.0, Kragen 2.0, Atwater 1.0, Dennison 1.0, Lucas 1.0, Townsend 1.0, BRONCOS 34.0, OPPONENTS 46.0.

RUSHING

	No.	Yds.	Avg.	LG	TD
Humphrey	288	1202	4.2	t37	7
Elway	50	258	5.2	21	3
Winder	42	120	2.9	19	2
Bratton	27	82	3.0	10	3
Ezor	23	81	3.5	15	0
Kubiak	9	52	5.8	18	0
Sewell	17	46	2.7	8	3
Jackson	5	28	5.6	t16	1
Porter	1	3	3.0	3	0
BRONCOS	462	1872	4.1	t37	19
OPPONENTS	456	1963	4.3	t62	16

PASSING

	Att.	Comp.	Yds.	Cmp.%	Yds./Att.	TD
Elway	502	294	3526	58.6	7.02	15
Kubiak	22	11	145	50.0	6.59	0
Humphrey	2	0	0	0.0	0.00	0
Sewell	1	0	0	0.0	0.00	0
BRONCOS TOTAL	527	305	3671	57.9	6.97	15
Opponents Total	479	284	3671	59.3	7.66	22

	Pct. TD	Int.	Pct. Int.	LG	Sack Lost	Rating
Elway	3.0	14	2.8	66	43/311	78.5
Kubiak	0.0	4	18.2	36	3/ 19	31.6
Humphrey	0.0	0	0.0	0	0/ 0	39.6
Sewell	0.0	0	0.0	0	0/ 0	39.6
BRONCOS TOTAL	2.8	18	3.4	66	46/330	74.6
Opponents Total	4.6	10	2.1	90	34/289	90.0

RECEIVING

	No.	Yds.	Avg.	LG	TD
Jackson	57	926	16.2	66	4
Johnson	54	747	13.8	49	3
Kay	29	282	9.7	22	0
Bratton	29	276	9.5	63	1
Young	28	385	13.8	42	4
Sewell	26	268	10.3	36	0
Humphrey	24	152	6.3	26	0
Nattiel	18	297	16.5	t52	2
Winder	17	145	8.5	17	0
Mobley	8	41	5.1	9	0
Sharpe	7	99	14.1	33	1
Porter	4	44	11.0	16	0
Verhulst	3	13	4.3	6	0
Lanier	1	-4	-4.0	-4	0
BRONCOS TOTAL	305	3671	12.0	66	15
Opponents Total	284	3671	12.9	90	22

INTERCEPTIONS

	No.	Yds.	Avg.	LG	TD
Henderson	2	71	35.5	t49	1
Montgomery	2	43	21.5	24	0
Atwater	2	32	16.0	27	0
Plummer	1	16	16.0	16	0
D. Smith	1	13	13.0	13	0
Braxton	1	10	10.0	10	0
Lang	1	5	5.0	5	0
BRONCOS TOTAL	10	190	19.0	t49	1
Opponents Total	18	169	9.4	t39	3

PUNTING

	No.	Yds.	Avg.	Net	TB	In 20	LG	Blk
Horan	58	2575	44.4	38.9	6	14	67	1
Elway	1	37	37.0	17.0	1	0	37	0
BRONCOS TOTAL	60	2612	43.5	38.5	7	14	67	1
Opponents Total	62	2565	41.4	35.6	5	15	59	1

FIELD GOALS

	1-19	20-29	30-39	40-49	50 +
Treadwell	0/0	13/14	4/6	8/13	0/1
Opponents Total	1/1	5/5	14/16	6/10	0/1

Treadwell: (42G,44G,24G) (38N,22G) (27G,49N,25G) (49N,24N) (20G,25G) (24G) (39G,32N,42G) (31G,46G,46G) () (27G,24G) (24G,32G) (45G,21G,41N) () (46N,49G,26G) (49G,50N,45N) (22G,31G)

OPPONENTS: () (39G,29G,31G,52N) (39G,38N,44N) (37N,37G,48N) (30G) () (32G,43N) (38G,41G) (19G,23G,43G,32G) (37G,32G,41N,44G) (24G,32G,43G,45G) (46G) (33G) (30G) (21G) (37G,24G)

PUNT RETURNS

	Ret.	FC	Yds.	Avg.	LG	TD
Clark	21	1	159	7.6	32	0
Johnson	11	11	92	8.4	29	0
Nattiel	1	0	5	5.0	5	0
BRONCOS TOTAL	33	12	256	7.8	32	0
Opponents Total	22	9	159	7.2	22	0

KICKOFF RETURNS

	No.	Yds.	Avg.	LG	TD
Clark	20	505	25.3	75	0
Montgomery	14	286	20.4	59	0
Ezor	13	214	16.5	50	0
Johnson	6	126	21.0	39	0
Winder	4	55	13.8	24	0
Bratton	3	37	12.3	18	0
Kay	2	10	5.0	7	0
Atwater	1	0	0.0	0	0
Jackson	1	18	18.0	18	0
Mobley	1	9	9.0	9	0
Nattiel	1	0	0.0	0	0
BRONCOS TOTAL	66	1260	19.1	75	0
Opponents Total	69	1319	19.1	71	0

SPECIAL TEAM STATISTICS

1990 REGULAR SEASON

	T	TA	Field Goals	FC	FR	KD	Total Pts.
Allert	6	4	0	0	0	3	13
Atwater	8	2	0	0	0	1	11
Bratton	0	0	0	0	0	10	10
Braxton	0	0	0	0	0	1	1
Clark	0	3	0	0	0	1	4
Corrington	14	4	0	0	1	0	19
Curtis	4	4	0	0	0	2	10
Davidson	0	0	0	0	0	3	3
Dennison	6	6	0	0	0	3	15
Ezor	0	0	0	0	1	1	2
Haliburton	4	7	0	0	0	3	14
Henderson	1	0	0	0	0	0	1
Horan	1	0	0	0	0	0	1
Kartz	0	0	25	0	0	0	25
Kay	0	0	0	0	1	4	5
Kubiak	0	0	25	0	0	0	25
Lang	4	1	0	0	0	1	6
Lucas	2	3	0	0	0	0	5
Mecklenburg	1	0	0	0	0	0	1
Mills	2	1	0	0	0	0	3
Mobley	0	0	0	0	1	1	2
Montgomery	4	4	0	0	1	1	10
Nattiel	0	0	0	0	1	0	1
Plummer	7	5	0	0	0	0	12
Porter	7	5	0	0	0	3	15
Robbins	8	1	0	0	0	2	11
Sewell	1	0	0	0	0	0	1
Sharpe	13	3	0	1	0	6	23
E. Smith	2	1	0	0	0	0	3
Thompson	9	4	0	0	0	5	18
Treadwell	4	0	25	0	0	0	29
Verhulst	5	0	0	0	0	2	7
Widell, Dave	1	1	0	0	0	0	2
Widell, Doug	1	0	0	0	0	2	3
Winder	1	0	0	0	0	2	3

Deflected Field Goal:

1-Atwater, vs. Buffalo Bills, 9/30/90

1-Henderson, vs. L.A. Raiders, 12/2/90

Blocked:

Punt 1-Fletcher, vs. Cleveland Browns, 10/8/90

Extra Point 1-Mecklenburg, vs. Cleveland Browns, 10/8/90

T- Tackles; **TA-** Tackle Assist; **FC-** Fumble Caused; **FR-** Fumble Recovered; **KD-** Knock Down Block on Punt or Kickoff Return.

DEFENSIVE STATISTICS

1990 Regular Season

Official Coaches Statistics (Tackles and Assists)

All Other Statistics - Compiled from Press Box Statistics -

Player	Tackles	Assists	Total	Sacks	Yds. Lost	Int.	Yds.	PD	FR	FF
Atwater	112	61	173	1	5	2	32	4	0	2
Braxton	11	6	17	0	0	1	10	2	0	0
Brooks	102	73	175	2	17	0	0	2	0	2
Clark	6	3	9	0	0	0	0	0	0	0
Corrington	23	20	43	0	0	0	0	5	1	1
Curtis	14	10	24	0	0	0	0	0	0	0
Dennison	7	0	7	1	10	0	0	0	0	0
Fletcher	55	42	97	11	90	0	0	1	1	4
Galloway	11	4	15	2	12	0	0	1	0	0
Haliburton	3	4	7	0	0	0	0	0	0	0
Henderson	57	31	88	0	0	2	71	5	1	0
Holmes	27	13	40	3	23	0	0	6	0	1
Kragen	46	35	81	2	9	0	0	5	2	3
Lang	6	2	8	0	0	1	5	3	1	1
Lucas	16	16	32	1	7	0	0	0	1	1
Mecklenburg	67	49	116	5	45	0	0	1	2	0
Montgomery	37	16	53	0	0	2	43	6	0	0
Munford	39	31	70	0	0	0	0	0	0	0
Powers	43	34	77	4	31	0	0	1	0	2
Robbins	43	25	68	0	0	0	0	5	2	0
D. Smith	63	47	110	0	0	1	13	8	2	1
E. Smith	15	8	23	0	0	0	0	3	1	1
Szymanski	13	17	30	0	0	0	0	0	0	0
Townsend	8	7	15	1	12	0	0	1	0	0
TEAM				1	28					

1990 DENVER BRONCOS MISCELLANEOUS STATISTICS

DRIVE ENGINEERING

Quarterback	Drives Started	TD	FG	FGA	PNT	DWN	TRN	SAF	CLK	RPL
Elway	169	34	22	9	59	4	29	0	11	1
Kubiak	10*	0	3	0	1	2	3	0	2	0
DENVER	179	34	25	9	60	6	32	0	13	(1)
Opponents	177	38	26	7	62	5	24	3	12	0

*—Kubiak replaced Elway on a fourth quarter drive vs. L.A. Raiders (9/10).

Quarterback	Points Yielded	Pts./ Drive	Drive Efficiency
Elway	302	1.79	33.1%
Kubiak	9	0.90	30.0%
DENVER	311	1.74	33.0%
Opponents	340	1.92	36.2%

FIRST DOWN TENDENCIES

Team	Plays	Rushing Yards	Avg.	Plays	Passing Yards	Avg.
DENVER	257	963	3.7	199	1283	6.4
Opponents	236	848	3.6	201	1627	8.1

Team	Plays	Overall Yards	Avg.	10+	5+	2-	0	Neg.
DENVER	456	2246	4.9	73	176	208	106	33
Opponents	437	2475	5.7	89	173	198	80	51

YARDS GAINED BY DOWN

Team	Att.	1st Down Yds.	Avg.	Att.	2nd Down Yds.	Avg.
DENVER	456	2246	4.9	358	1830	5.1
Opponents	437	2475	5.7	325	1843	5.7

Team	Att.	3rd Down Yds.	Avg.	Att.	4th Down Yds.	Avg.
DENVER	207	1052	5.1	14	85	6.1
Opponents	195	955	4.9	12	72	6.0

BRONCO DEPTH CHART

(Players listed in this order: 1990 Denver starters in boldface, veterans, draftees, free agents)
Asterisks (*) indicate Plan B free agents.

OFFENSE

WR: **VANCE JOHNSON**, **MARK JACKSON**, Ricky Nattiel, Mike Young, Tim Stallworth, Derek Russell, Curtis Mayfield, Norris Hanes, Barry Johnson, Eric Morgan, Ernest Priester, John Story.

T: **DARRELL HAMILTON**, **KEN LANIER**, Jim Juriga, Dave Widell, Brent Parkinson, Nick Subis, Paul Cochran, Matt McCall.

G: **JIM JURIGA**, **DOUG WIDELL**, Sean Farrell, Jeff Davidson, Monte Smith, Scott Beavers, Crawford Ker*.

C: **KEITH KARTZ**, 79 Dave Widell, Nick Subis.

TE: **CLARENCE KAY**, Shannon Sharpe, Chris Verhulst, Paul Green, Reggie Johnson.

QB: **JOHN ELWAY**, Gary Kubiak, Shawn Moore, Pat Hegarty.

RB: **BOBBY HUMPHREY**, **MELVIN BRATTON**, Steve Sewell, Blake Ezor, Gaston Green, Robert Perryman*, Greg Lewis, Tony Alford, Reggie Rivers.

DEFENSE

DE: **WARREN POWERS**, **RON HOLMES**, David Galloway, Alphonso Carreker, Jim Szymanski, Kenny Walker, Doug Jacobs, Jon Wood.

NT: **GREG KRAGEN**, Andre Townsend, Don Gibson.

LB: **KARL MECKLENBURG**, **MICHAEL BROOKS**, **SIMON FLETCHER**, **TIM LUCAS**, Ronnie Haliburton, Rick Dennison, Scott Curtis, Jeff Mills, Anthony Thompson, Mike Croel, Keith Traylor, Paris McCurdy, Mark Murray.

CB: **TYRONE BRAXTON**, **WYMON HENDERSON**, Le-Lo Lang, Kevin Clark, Charles Dimry*, Fred Foggie, Evins Tobler.

S: **STEVE ATWATER**, **DENNIS SMITH**, Randy Robbins, Kip Corrington, Alton Montgomery, Marcus Hopkins.

SPECIALISTS

P: **MIKE HORAN**, Sean Wilson.

K: **DAVID TREADWELL**, Tracy Bennett.

PRONUNCIATION GUIDE (All players listed alphabetically)

Alphonso Carreker (CARE-uh-ker)
Mike Croel (KROLL)
Blake Ezor (EE-zor)
Fred Foggie (FOGGY)
Jim Juriga (jur-EE-ga)
Le-Lo (LEE-lo) Lang
Alton (AL-ton) Montgomery
Ricky Nattiel (nah-TEEL)
Nick Subis (SOO-bis)
Jim Szymanski (sha-MAN-ski)
Chris Verhulst (VER-hul-st)
Dave and Doug Widell (WY-dell)

DENVER BRONCOS 1991 VETERAN ROSTER

No.	Name	Pos.	Height	Weight	Birthdate	NFL Exp.	College	Hometown	How Acq.	'90 Games/ Starts
27	Atwater, Steve	S	6-3	217	10/28/66	3	Arkansas	Chicago, IL	D1 '89	15/15
64	Beavers, Scott	OL	6-4	277	2/17/67	2	Georgia Tech	Fairburn, GA	FA '90	3/0
32	Bratton, Melvin	RB	6-1	225	2/02/65	3	Miami (Fla.)	Miami, FL	D7 '89	16/2
34	Braxton, Tyrone	CB	5-11	185	12/17/64	5	No. Dakota State	Madison, WI	D12 '87	3/2
56	Brooks, Michael	LB	6-1	235	10/2/64	5	Louisiana State	Rustin, LA	D3 '87	16/16
92	Carreker, Alphonso	DE	6-6	272	5/25/62	8	Florida State	Marietta, GA	FA '89	0
20	Clark, Kevin	DB	5-10	185	6/08/64	4	San Jose State	Sacramento, CA	FA '90	8/0
25	Corrington, Kip	S	6-0	187	4/12/65	3	Texas A & M	Ames, IA	T(Det) '88	16/1
58	Curtis, Scott	LB	6-1	230	12/26/64	4	New Hampshire	Lynnfield, MA	FA '89	9/1
62	Davidson, Jeff	G	6-5	309	10/03/67	2	Ohio State	Akron, OH	D5a '90	12/0
55	Dennison, Rick	LB	6-3	220	6/22/58	10	Colorado St.	Kalispel, MT	FA '82	13/0
29	Dimry, Charles	CB	6-0	175	1/31/66	5	Nevada-Las Vegas	San Diego, CA	PB '91#	16/2
7	Elway, John	QB	6-3	215	6/28/60	9	Stanford	Port Angeles, WA	T(Balt) '83	16/16
35	Ezor, Blake	RB	5-9	183	10/11/66	2	Michigan State	Las Vegas, NV	FA '90	9/0
63	Farrell, Sean	OG	6-3	260	5/25/60	10	Penn State	Southampton, NY	WVR '90	5/0
73	Fletcher, Simon	LB	6-5	240	2/18/62	7	Houston	Bay City, TX	D2b '85	16/16
99	Galloway, David	DE	6-3	265	2/16/59	10	Florida	Tampa, FL	T(Phx) '90	10/0
28	Green, Gaston	RB	5-11	192	8/01/66	5	UCLA	Los Angeles, CA	T(Rams) '91	15/2
87	Green, Paul	TE	6-3	230	10/8/66	3	Southern California	Coalinga, CA	D8 '89	0
93	Halliburton, Ronnie	LB	6-4	230	4/14/68	2	LSU	Port Arthur, TX	D8 '90	9/0
69	Hamilton, Darrell	T	6-5	298	5/11/65	3	North Carolina	Washington, D.C.	D3 '89	15/8
24	Henderson, Wymon	CB	5-9	186	12/15/61	5	Nevada-Las Vegas	N. Miami Beach, FL	FA '89	15/15
90	Holmes, Ron	DE	6-4	265	8/26/63	7	Washington	Seattle, WA	T(TBay) '89	14/10
2	Horan, Mike	P	5-11	190	2/1/59	8	Long Beach State	Orange, CA	FA '86	16/0
26	Humphrey, Bobby	RB	6-1	201	10/11/66	3	Alabama	Birmingham, AL	SD '89	15/14
80	Jackson, Mark	WR	5-9	180	7/23/63	6	Purdue	Chicago, IL	D6b '86	16/16

82	Johnson, Vance	WR	5-11	185	3/13/63	7	Arizona	Trenton, N.J.	D2a '85	16/13
66	Juriga, Jim	G/T	6-6	275	9/12/64	4	Illinois	Fort Wayne, IN	D4 '86	12/11
72	Kartz, Keith	C	6-4	270	5/5/63	5	California	Las Vegas, NV	FA '87	16/16
88	Kay, Clarence	TE	6-2	237	7/30/61	8	Georgia	Seneca, S.C.	D7 '84	16/14
68	Ker, Crawford	G	6-3	285	5/05/62	8	Florida	Philadelphia, PA	PB '91#	14/14
71	Kragen, Greg	NT	6-3	265	3/4/62	7	Utah St.	Chicago, IL	FA '85	16/16
8	Kublak, Gary	QB	6-0	192	8/15/61	9	Texas A & M	Houston, TX	D8 '83	16/0
21	Lang, Le-Lo	DB	5-11	185	1/23/67	2	Washington	Los Angeles, CA	D5b '90	6/0
76	Lanier, Ken	T	6-3	290	7/8/59	11	Florida St.	Columbus, OH	D5 '81	16/16
59	Lucas, Tim	LB	6-3	230	4/03/61	5	California	Stockton, CA	FA '87	11/5
77	Mecklenburg, Karl	LB	6-3	235	9/1/60	9	Minnesota	Edina, MN	D12 '83	16/16
52	Mills, Jeff	LB	6-3	238	10/8/68	2	Nebraska	Montclair, N.J.	WVR '90	2/0
22	Montgomery, Alton	DB	6-0	195	6/16/68	2	Houston	Griffin, GA	D2 '90	15/4
84	Nattiel, Ricky	WR	5-9	180	1/25/66	5	Florida	Gainesville, FL	D1 '87	15/3
75	Parkinson, Brent	OL	6-5	267	5/26/67	2	Southern California	Canyon Country, CA	FA '90	0
33	Perryman, Robert	RB	6-2	233	10/16/64	6	Michigan	Raleigh, N.C.	PB '91#	8/7
91	Powers, Warren	DE	6-6	287	2/4/65	3	Maryland	Baltimore, MD	D2b '89	16/16
48	Robbins, Randy	S	6-2	189	9/14/62	8	Arizona	Casa Grande, AZ	D4 '84	16/9
30	Sewell, Steve	RB	6-3	210	4/2/63	7	Oklahoma	San Francisco, CA	D1 '85	12/1
81	Sharpe, Shannon	WR	6-2	230	6/26/68	2	Savannah State	Glennville, GA	D7 '90	16/2
49	Smith, Dennis	S	6-3	200	2/3/59	11	So. California	Santa Monica, CA	D1 '81	15/15
65	Smith, Monte	G	6-4	270	4/24/67	3	North Dakota	Madison, WI	D9a '89	0
85	Stallworth, Tim	WR	5-10	185	8/26/66	2	Washington State	Pacoima, CA	FA '90	1/0
94	Szymanski, Jim	DE	6-5	270	9/07/67	2	Michigan State	Warren, MI	D10a '90	6/6
53	Thompson, Anthony	LB	6-1	227	6/19/67	2	East Carolina	Stantonsburg, N.C.	D10b '90	6/0
61	Townsend, Andre	DE/NT	6-3	265	10/8/62	8	Mississippi	Chicago, IL	D2 '84	14/0
9	Treadwell, David	K	6-1	180	2/27/67	3	Clemson	Columbia, S.C.	T(Phx) '89	16/0
86	Verhulst, Chris	TE	6-2	249	5/16/66	4	Cal State-Chico	Sacramento, CA	FA '90	8/1
79	Widell, Dave	T	6-6	292	5/14/65	4	Boston College	Hartford, CT	T(Dal) '91	16/3
67	Widell, Doug	G	6-4	287	9/23/66	3	Boston College	Hartford, CT	D2a '89	16/16
83	Young, Mike	WR	6-1	183	2/21/62	7	UCLA	Hanford, CA	FA '89	16/1

HOW THE BRONCOS WERE BUILT

Year	Draft	Trades	Free Agents/ Waivers
1981 10-6-0 2nd, AFC West	SS Dennis Smith (1) T Ken Lanier (5)		
1982 2-7-0 5th, AFC West		LB Rick Dennison**	
1983 9-7-0 3rd, AFC West	QB Gary Kubiak (6) LB Karl Mecklenburg (12)	QB John Elway (from Baltimore)	
1984 13-3-0 1st, AFC West	NT Andre Townsend (2) SS Randy Robbins (4) TE Clarence Kay (7)		
1985 11-5-0 2nd, AFC West	RB Steve Sewell (1) WR Vance Johnson (2a) LB Simon Fletcher (2b)		NT Greg Kragen*
1986 11-5-0 1st, AFC West AFC Champions	G/T Jim Juriga (4) WR Mark Jackson (6b)		P Mike Horan**
1987 10-4-1 1st, AFC West AFC Champions	WR Ricky Nattiel (1) LB Michael Brooks (3) CB Tyrone Braxton (12) IR	G/C Keith Kartz** LB Tim Lucas**	
1988 8-8-0 2nd, AFC West		S Kip Corrington (from Detroit)	
1989 11-5-0 1st, AFC West	S Steve Atwater (1) G Doug Widell (2a) DE Warren Powers (2b) T Darrell Hamilton (3D) RB Melvin Bratton (7) G Monte Smith (9b) NFIN RB Bobby Humphrey (1 - Sup. Drft)	DE Ron Holmes (from Tampa Bay)	DE A. Carreker (PB) IR LB Scott Curtis (PB) IR CB Wymon Henderson (PB) K David Treadwell** WR Michael Young (PB)
1990	DB Alton Montgomery (2) G Jeff Davidson (5a) CB Le-Lo Lang (5b) LB Ronnie Halliburton (6) WR Shannon Sharpe (7) DE Jim Szymanski (10a) IR LB Anthony Thompson (10b)	OL Dave Widell (from Dallas) DE David Galloway (from Phoenix)	LB Jeff Mills** (Waivers) DB Kevin Clark** RB Blake Ezor* OL B. Parkinson* IR TE Chris Verhulst (PB) G Sean Farrell (Waivers) WR Tim Stallworth**

Number in parentheses after draft choices indicates the round in which the player was taken.

IR—indicates player ended the 1990 season on injured reserve.

NFIN—indicates player ended the 1990 season on Denver's Reserve/Non-Football Injury list.

* — indicates player was a rookie free agent when he joined the Broncos.

** — indicates player was an NFL veteran or had been in other camps before joining the Broncos.

PB—indicates player was a Plan B free agent.

GAME BY GAME STARTERS

STARTERS BY POSITION 1990

OFFENSE	WR	LT	LG	C	RG	RT	TE	QB	FB	RB	Other
at LA Raiders	Jackson	Perry	Juriga	Kartz	Dg. Widell	Lanier	Kay	Elway	Elway	Humphrey	Mobley (TE)
vs. Kansas City	Jackson	Perry	Juriga	Kartz	Dg. Widell	Lanier	Kay	Elway	Elway	Humphrey	Mobley (TE)
vs. Seattle	Jackson	Perry	Juriga	Kartz	Dg. Widell	Lanier	Kay	Elway	Elway	Humphrey	Mobley (TE)
at Buffalo	Jackson	Perry	Juriga	Kartz	Dg. Widell	Lanier	Kay	Elway	Elway	Humphrey	Mobley (TE)
vs. Cleveland	Jackson	Hamilton	Juriga	Kartz	Dg. Widell	Lanier	Kay	Elway	Elway	Humphrey	Mobley (TE)
vs. Pittsburgh	Jackson	Perry	Juriga	Kartz	Dg. Widell	Lanier	Kay	Elway	Elway	Winder	Mobley (TE)
at Indianapolis	Jackson	Perry	Juriga	Kartz	Dg. Widell	Lanier	Kay	Elway	Sewell	Humphrey	
at Minnesota	Jackson	Perry	Juriga	Kartz	Dg. Widell	Lanier	Mobley	Elway	Bratton	Humphrey	Mobley (TE)
at San Diego	Jackson	Perry	Juriga	Kartz	Dg. Widell	Lanier	Kay	Elway	Elway	Humphrey	Verhulst (TE)
vs. Chicago	Jackson	Hamilton	Juriga	Kartz	Dg. Widell	Lanier	Kay	Elway	Elway	Humphrey	
at Detroit	Jackson	Hamilton	Juriga	Kartz	Dg. Widell	Lanier	Kay	Elway	Bratton	Humphrey	
vs. LA Raiders	Jackson	Hamilton	Dv. Widell	Kartz	Dg. Widell	Lanier	Kay	Elway	Bratton	Humphrey	
at Kansas City	Jackson	Hamilton	Dv. Widell	Kartz	Dg. Widell	Lanier	Kay	Elway	Porter	Humphrey	
vs. San Diego	Jackson	Hamilton	Dv. Widell	Kartz	Dg. Widell	Lanier	Kay	Elway	Porter	Humphrey	
at Seattle	Jackson	Hamilton	Dv. Widell	Kartz	Dg. Widell	Lanier	Sharpe	Elway	Porter	Humphrey	Young (WR)
vs. Green Bay	Sharpe	Hamilton	Dv. Widell	Kartz	Dg. Widell	Lanier	Kay	Elway	Porter	Humphrey	
								Elway	Bratton	Winder	

DEFENSE	LE	NT	RE	LQB	LILB	RILB	ROLB	LCB	RCB	SS	FS	Other
at LA Raiders	Powers	Kragen	Szymanski	Fletcher	Munford	Brooks	Mecklenburg	Mecklenburg	Henderson	D. Smith	Atwater	Montgomery (DB)
vs. Kansas City	Powers	Kragen	Szymanski	Fletcher	Munford	Brooks	Mecklenburg	Braxton	Henderson	D. Smith	Atwater	
vs. Seattle	Powers	Kragen	Szymanski	Fletcher	Munford	Brooks	Mecklenburg	Braxton	Henderson	Robbins	Corrington	
at Buffalo	Powers	Kragen	Szymanski	Fletcher	Munford	Brooks	Mecklenburg	E. Smith	Henderson	D. Smith	Atwater	
vs. Cleveland	Powers	Kragen	Szymanski	Fletcher	Munford	Brooks	Mecklenburg	E. Smith	Henderson	D. Smith	Atwater	
vs. Pittsburgh	Powers	Kragen	Szymanski	Fletcher	Munford	Brooks	Mecklenburg	E. Smith	Henderson	D. Smith	Atwater	
at Indianapolis	Powers	Kragen	Holmes	Fletcher	Curtis	Brooks	Mecklenburg	Montgomery	Robbins	D. Smith	Atwater	
at Minnesota	Powers	Kragen	Holmes	Fletcher	Munford	Brooks	Mecklenburg	Montgomery	Henderson	D. Smith	Atwater	
at San Diego	Powers	Kragen	Holmes	Fletcher	Munford	Brooks	Mecklenburg	Montgomery	Henderson	D. Smith	Atwater	
vs. Chicago	Powers	Kragen	Holmes	Fletcher	Munford	Brooks	Mecklenburg	Robbins	Henderson	D. Smith	Atwater	
at Detroit	Powers	Kragen	Holmes	Fletcher	Munford	Brooks	Mecklenburg	Robbins	Henderson	D. Smith	Atwater	
vs. LA Raiders	Powers	Kragen	Holmes	Fletcher	Mecklenburg	Brooks	Lucas	Robbins	Henderson	D. Smith	Atwater	
at Kansas City	Powers	Kragen	Holmes	Fletcher	Mecklenburg	Brooks	Lucas	Robbins	Henderson	D. Smith	Atwater	
vs. San Diego	Powers	Kragen	Holmes	Fletcher	Mecklenburg	Brooks	Lucas	Robbins	Henderson	D. Smith	Atwater	
at Seattle	Powers	Kragen	Holmes	Fletcher	Mecklenburg	Brooks	Lucas	Robbins	Henderson	D. Smith	Atwater	
vs. Green Bay	Powers	Kragen	Holmes	Fletcher	Mecklenburg	Brooks	Lucas	Robbins	Henderson	D. Smith	Atwater	

YARDS GAINED BY DOWN Continued

Team	Att.	Season Yds.	Avg.
DENVER	1035	5213	5.0
Opponents	969	5345	5.5

TURNOVER EXCHANGE

DENVER'S 32 turnovers led to 121 Opponent points (32.4% of Opponent's total points (374, and figured directly into eight losses: L.A. Raiders (twice), Buffalo, Cleveland, Minnesota, Chicago, Kansas City, Seattle.

OPPONENTS' 25 turnovers led to 91 Denver points (27.5% of Denver's total points (331), and figured directly into two wins: Seattle, Green Bay.

AVERAGE STARTING FIELD POSITION

	Denver	Opponent
Drives Started	179	177
Cumulative Starting Yardlines	5410	5447
Average Field Position	D30	031
Drives Started In Plus Territory	23	23
Resulting Scores	17	18

SCORING PERCENTAGE INSIDE-THE-20

	Denver	Opponent
Times Penetrated Opponent 20	54	54
Total Scores	45	47
Touchdowns	28	28
Field Goals	17	19
Turnovers	5	5
Scores From Outside The 20	14	15
Scoring Percentage	83.3	87.0

YARDS LOST DUE TO PENALTIES

	Denver	Opponent
*Times Penalized After Gain	27	21
Yards Lost Due To Penalties	367	161
Touchdowns Called Back	2	2
First Downs Lost	15	4

(*—When team is on offense only.)

FIRST DOWNS EARNED

Player	Rush	Pass	Rec'd	Total
ELWAY	24	165	0	- 189
HUMPHREY	69	0	4	- 73
JACKSON	2	0	40	- 42
JOHNSON	0	0	36	- 36
SEWELL	5	0	17	- 22
YOUNG	0	0	21	- 21
BRATTON	8	0	10	- 18
NATTIEL	0	0	13	- 13
KAY	0	0	14	- 14
KUBIAK	5	5	0	- 10
WINDER	7	0	5	- 12
EZOR	5	0	0	- 5
SHARPE	0	0	5	- 5
PORTER	0	0	3	- 3
LANIER	1	0	0	- 1
MOBLEY	0	0	1	- 1
VERHULST	0	0	1	- 1

(One awarded to the passer and receiver on a pass completion.)

KICKOFF ANALYSIS

Kicker	Total	No. Rat.	TB	EZ+	SQB	ONS	OB
DAVID TREADWELL . . .	75	69	6	2	0	1	0
Opponents	87	66	18	3	1	1	3

Kicker	Opp. OSY	OSY Ret.	ASY Ret.	ASY Ret.
DAVID TREADWELL . . .	1922	1802	026	026
Opponents	2207	1777	D25	D27

(KEY: OSY—Opponent Starting Yardlines; ASY—Average Starting Yardline; Ret.—averages using returned kicks only. Outside kicks thrown out for yardline average; OB's are not.)

GOAL LINE STANDS

Team	Opponent GTG Situations	Opp. Scores Total TD FG	Opponent GTG Plays	Defense Held	Stop Pct.
DENVER DEFENSE . . .	30	27 19 8	70	51	72.9
Opponent Defense . . .	30	27 19 8	71	52	73.2

TOP PERFORMANCES OF 1990

INDIVIDUAL

RUSHING

Attempts	34	-	Humphrey at Buffalo (9/30)
Yards	177	-	Humphrey at Buffalo (9/30)

PASSING

Attempts	41	-	Elway vs. Chicago (11/18)
Completions	30	-	Elway vs. Seattle (9/23)
Completion pct.	80.0	-	Elway at Minnesota (11/4)
Yards	328	-	Elway at Kansas City (12/9)
Touchdowns	3	-	Elway vs. Seattle (9/23)

RECEIVING

Receptions	9	-	Johnson vs. Seattle (9/23)
Yards	150	-	Johnson vs. Kansas City (9/17)

TACKLES

Tackles	12	-	Mecklenburg at Kansas City (12/9), Atwater vs. Pittsburgh (10/14), Brooks vs. Seattle (9/23)
Assists	8	-	Brooks vs. L.A. Raiders (12/2), at Minnesota (11/4), and vs. Seattle (9/23)

Total	20	-	Brooks vs. Seattle (9/23)
-----------------	----	---	---------------------------

INTERCEPTIONS

SACKS	4	-	Fletcher at Minnesota (11/4)
-----------------	---	---	------------------------------

LONGEST PLAYS

Run	137	-	Humphrey vs. Kansas City (9/17)
Pass Play	66	-	Elway to Jackson at Indianapolis (10/21)
Kickoff return	75	-	Clark at San Diego (11/11)
Punt return	32	-	Clark at Indianapolis (10/21)
Interception ret.	149	-	Henderson at Detroit (11/22)
Punt	67	-	Horan vs. San Diego (12/16)
Field goal	49	-	Treadwell at Seattle (12/23) and vs. San Diego (12/16)

TOP PERFORMANCES OF 1990 Continued

TEAM

TOTAL POINTS

Offense	34	vs.	Seattle (9/23)
Defense	10	vs.	San Diego (12/16)

FIRST DOWNS

Offense	30	vs.	Seattle (9/23)
Defense	12	at	L.A. Raiders (9/9)

TOTAL YARDS

Offense	444	at	Indianapolis (10/21)
Defense	194	at	L.A. Raiders (9/9)

RUSHING YARDS

Offense	208	at	Buffalo (9/30)
Defense	59	at	Indianapolis (10/21)

NET PASSING YARDS

Offense	300	at	Kansas City (12/9)
Defense	71	at	L.A. Raiders (9/9)

COLDEST GAMES IN DENVER BRONCOS HISTORY

(Note — Many play-by-plays from 1960 to 1969 did not include weather information. Wind chill figures are included only when noted on the play-by-play.)

Date	Game	Temp.	Wind Chill
Dec. 18, 1983	at Kansas City	0	-30
Dec. 10, 1972	vs. San Diego	9	
Dec. 20, 1981	at Chicago	14	
Jan. 1, 1978	vs. Oakland	18	
Dec. 14, 1975	vs. Philadelphia	18	
Dec. 27, 1987	vs. San Diego	20	-9
Nov. 11, 1985	vs. San Francisco	20	
Dec. 3, 1972	at Kansas City	20	
Nov. 16, 1987	vs. Chicago	22	19
Oct. 12, 1969	vs. Oakland	22	
Dec. 10, 1989	vs. NY Giants	23	0
Dec. 2, 1979	at Buffalo	24	
Nov. 15, 1964	vs. NY Jets	25	
Nov. 16, 1980	vs. NY Jets	26	
Nov. 18, 1962	vs. Dallas Texans	26	
Dec. 2, 1984	at Kansas City	28	
Sept. 29, 1985	vs. Miami	29	
Oct. 15, 1984	vs. Green Bay	29	
Jan. 11, 1987	at Cleveland	30	5

	1ST DOWNS							3RD DOWNS				DENVER BRONCOS STATISTICS Page 1 OFFENSE								PASSING								PEN.		
												TOTAL OFFENSE				RUSHING														
	TOTAL	RUSH	PASS	PENALTY	ATTEMPTS	CONV.	EFFICIENCY	NET YDS.	AVG./GAME	PLAYS	AVG./PLAY	NET YDS.	AVG./GAME	ATTEMPTS	AVG./RUSH	NET YDS.	AVG./GAME	TKLD.	YDS. LOST	GROSS YDS.	ATTEMPTS	COMP.	PCT.	INT.	NO.	YDS. LOST				
at LA Raiders	13	4	7	2	14	2	.143	196	196.0	59	3.3	39	39.0	20	2.0	157	157.0	4	34	191	35	17	.486	2	3	17				
KANSAS CITY	18	8	8	2	13	6	.462	399	297.5	60	6.7	149	94.0	28	5.3	250	203.5	2	13	263	30	14	.467	0	5	35				
SEATTLE	30	8	18	4	12	6	.500	422	339.0	74	5.7	141	109.7	32	4.5	281	229.3	2	16	297	40	30	.750	0	7	52				
at Buffalo	28	13	13	2	12	5	.417	410	356.8	76	5.4	208	134.3	46	4.5	202	222.5	2	19	221	28	15	.536	2	8	60				
CLEVELAND	19	8	8	3	14	6	.429	316	348.6	60	5.3	141	135.6	27	5.2	175	213.0	0	0	175	33	16	.485	2	5	38				
PITTSBURGH	16	7	7	2	14	6	.429	244	331.2	59	4.1	66	124.0	20	3.3	178	207.2	3	16	194	36	17	.472	0	9	68				
at Indianapolis	23	9	13	1	12	5	.417	444	347.3	67	6.6	151	127.9	34	4.4	293	299.4	3	24	317	30	21	.700	0	10	82				
at Minnesota	19	11	8	0	11	5	.455	287	339.8	62	4.6	146	130.1	34	4.3	141	209.6	3	18	159	25	14	.560	3	2	16				
at San Diego	15	6	7	2	14	6	.429	211	325.4	57	3.7	62	122.0	26	2.3	149	203.4	3	22	171	30	17	.567	2	7	69				
CHICAGO	21	10	10	1	14	5	.357	330	325.9	74	4.5	108	121.1	27	4.0	222	204.8	6	40	262	41	24	.585	1	6	35				
at Detroit	19	7	11	1	12	5	.417	284	322.1	63	4.4	73	116.7	24	3.0	211	205.4	3	32	243	36	24	.667	1	6	30				
LA RAIDERS	20	6	13	1	13	8	.615	357	324.9	61	5.9	141	118.7	28	5.0	216	206.3	2	15	231	31	20	.645	1	8	54				
at Kansas City	26	5	17	4	14	8	.571	374	328.8	65	5.8	74	115.3	24	3.1	300	213.5	5	28	328	36	24	.667	1	12	80				
SAN DIEGO	16	6	10	0	11	3	.273	320	328.1	56	5.7	87	113.3	24	3.6	233	214.9	3	15	248	29	18	.621	0	7	60				
at Seattle	16	7	9	0	14	4	.286	246	322.7	68	3.6	101	112.5	30	3.4	145	210.2	3	26	171	35	18	.514	2	8	42				
GREEN BAY	24	11	11	2	13	6	.462	373	325.8	74	5.0	185	117.0	40	4.6	188	208.8	2	12	200	32	16	.500	1	5	36				

DENVER BRONCOS STATISTICS PAGE 2 OFFENSE

	PUNTS				PUNT RTNs.			KICK RTNs.			MISC. RTNs.			INT. RTNs.			FUM-BLES		SCORING								TIME OF POSSESSION
	NO.	YARDS	AVG.	NET AVG.	NO.	YARDS	AVG.	NO.	YARDS	AVG.	NO.	YARDS	AVG.	NO.	YARDS	AVG.	NO.	LOST	TOTAL TDs	RUSH	PASS	RETURN	PATs	FGs	TOTAL PTS.		
at LA Raiders	4	156	39.0	36.8	4	27	6.8	3	38	12.7				1	10	10.0	3	2	0	0	0	0	0-0	3-3	9	27:50	
KANSAS CITY	5	181	36.2	36.2	1	29	29.0	4	83	20.8	Fumble			0	0	0.0	2	2	3	3	0	0	3-3	1-2	24	26:04	
											1	22	22.0														
SEATTLE	3	130	43.3	30.0	0	0	0.0	3	54	18.0	Fumble			0	0	0.0	2	1	4	0	3	1	4-4	2-3	34	36:14	
											1	21	2.0														
at Buffalo	3	112	37.3	23.0	1	16	16.0	5	73	14.6				1	5	5.0	3	3	4	3	1	0	4-4	0-2	28	34:49	
CLEVELAND	4	177	44.3	41.3	0	0	0.0	4	79	19.8				2	46	23.0	1	0	3	3	0	0	3-3	2-2	29	29:22	
PITTSBURGH	5	240	48.0	45.8	1	0	0.0	2	40	20.0				0	0	0.0	2	1	2	2	0	0	2-2	1-1	17	28:33	
at Indianapolis	2	95	47.5	47.5	4	46	11.5	4	87	21.8				1	16	16.0	1	1	3	1	2	0	3-3	2-3	27	35:20	
at Minnesota	0	0	0.0	0.0	3	28	9.3	6	211	35.2				1	24	24.0	4	0	2	1	1	0	1-2	3-3	22	32:23	
at San Diego	4	176	44.0	39.0	2	9	4.5	5	130	26.0				0	0	0.0	1	0	1	0	1	0	1-1	0-0	7	29:04	
CHICAGO	7	288	41.1	31.6	4	37	9.3	4	88	22.0				0	0	0.0	3	1	1	1	0	0	1-1	2-2	13	33:12	
at Detroit	3	127	42.3	40.0	0	0	0.0	7	95	13.8				1	49+	49.0	1	1	3	2	0	1	3-3	2-2	27	28:47	
LA RAIDERS	3	135	45.0	40.7	2	10	5.0	3	55	18.3				0	0	0.0	0	0	2	0	2	0	2-2	2-3	20	31:00	
at Kansas City	3	126	42.0	31.3	1	5	5.0	6	98	16.3				0	0	0.0	4	2	3	1	2	0	2-3	0-0	20	33:18	
SAN DIEGO	5	279	55.8	51.2	3	17	5.7	2	29	14.5	Fumble			1	5	5.0	1	0	2	0	2	0	2-2	2-3	20	28:12	
											1	26	26.0														
at Seattle	5	207	41.4	41.4	5	30	6.0	3	39	13.0				1	13	13.0	0	0	1	1	0	0	1-1	1-3	12	31:40	
GREEN BAY	4	183	45.8	40.3	2	2	1.0	5	63	12.6				1	22	22.0	2	0	2	1	1	0	2-2	2-2	22	39:59	

	1ST DOWNS				3RD DOWNS			DENVER BRONCOS STATISTICS Page 1 DEFENSE								PASSING								PEN.		
								TOTAL OFFENSE				RUSHING														
	TOTAL	RUSH	PASS	PENALTY	ATTEMPTS	CONV.	EFFICIENCY	NET YDS.	AVG./GAME	PLAYS	AVG./PLAY	NET YDS.	AVG./GAME	ATTEMPTS	AVG./RUSH	NET YDS.	AVG./GAME	TKLD	YDS. LOST	GROSS YDS.	ATTEMPTS	COMP.	PCT.	INT.	NO.	YDS. LOST
at LA Raiders	12	6	6	0	13	5	.385	194	194.0	54	3.6	123	123.0	31	4.0	71	71.0	5	47	118	18	9	.500	1	5	35
KANSAS CITY	22	5	16	1	15	6	.400	441	317.5	70	6.3	78	100.5	22	3.5	363	217.0	3	32	395	45	26	.578	0	11	91
SEATTLE	24	13	11	0	12	6	.500	369	334.7	67	5.5	184	128.3	38	4.8	185	206.3	1	28	213	28	20	.714	0	8	80
at Buffalo	15	4	10	1	15	6	.400	197	300.3	62	3.2	64	112.3	24	2.6	133	188.0	4	34	167	34	18	.529	1	4	33
CLEVELAND	23	5	18	0	14	9	.643	415	323.2	69	6.0	97	109.2	31	3.1	318	214.0	0	0	318	38	24	.632	2	8	59
PITTSBURGH	25	5	18	2	7	4	.572	451	344.5	59	7.6	108	109.0	30	3.6	343	235.5	1	10	353	28	21	.750	0	9	87
at Indianapolis	23	3	17	3	9	2	.222	363	347.1	55	5.4	59	101.9	14	4.2	304	245.3	2	8	312	39	24	.615	1	5	54
at Minnesota	15	8	6	1	11	5	.455	256	335.8	52	4.9	145	107.3	32	4.5	111	228.5	7	50	161	13	6	.462	1	7	30
at San Diego	17	8	8	1	14	7	.500	340	336.2	61	5.6	181	115.4	32	5.6	159	220.8	2	13	172	27	16	.593	0	9	81
CHICAGO	21	13	7	1	14	3	.214	343	336.9	76	4.5	204	124.3	45	4.5	139	212.6	2	8	147	29	13	.448	0	6	33
at Detroit	22	10	12	0	10	4	.400	421	344.4	60	7.0	173	128.5	30	5.8	248	215.8	0	0	248	30	18	.600	1	3	41
LA RAIDERS	17	6	10	1	11	5	.455	293	340.1	54	5.4	148	130.2	29	5.1	145	209.9	2	19	164	23	16	.696	0	4	30
at Kansas City	19	5	12	2	14	8	.571	365	342.0	57	6.4	111	128.7	30	3.7	254	213.3	0	0	254	27	18	.667	0	7	53
SAN DIEGO	24	5	17	2	19	10	.526	390	345.4	78	5.0	92	126.1	26	3.5	298	219.4	1	10	308	51	26	.510	1	7	50
at Seattle	13	7	6	0	12	3	.250	213	336.6	53	4.0	110	125.0	26	4.2	103	211.6	1	6	109	26	14	.539	1	7	52
GREEN BAY	14	3	11	0	5	1	.200	296	334.1	42	7.0	88	122.7	16	5.5	208	211.4	3	24	232	23	15	.652	1	5	30

DENVER BRONCOS STATISTICS PAGE 2 DEFENSE

	PUNTS				PUNT RTNs.			KICK RTNs.			MISC. RTNs.			INT. RTNs.			FUM-BLES		SCORING								TIME OF POSSESSION
	NO.	YARDS	AVG.	NET AVG.	NO	YARDS	AVG.	NO.	YARDS	AVG.	NO.	YARDS	AVG.	NO.	YARDS	AVG.	NO	LOST	TOTAL TDs	RUSH	PASS	RETURN	PATs	FGs	TOTAL PTS.		
at LA Raiders	7	285	40.7	36.9	2	9	4.5	4	79	19.8	Fumble 1 42t 42.0			2	9	4.5	1	1	2	0	0	2	2-2	0-0	14	32:10	
KANSAS CITY	5	195	39.0	29.2	1	0	0.0	4	69	17.3				0	0	0.0	4	1	2	0	2	0	2-2	3-4	23	33:56	
SEATTLE	1	42	42.0	42.0	0	0	0.0	6	165	27.5				0	0	0.0	4	3	4	3	1	0	4-4	1-3	31	33:50	
at Buffalo	4	140	35.0	26.0	1	3	3.0	4	111	27.8	Blocked FG 1 80t 80.0			2	41	20.5	3	2	4	2	0	2	2-4	1-3	29	25:11	
CLEVELAND	3	71	23.7	23.7	2	12	6.0	4	55	13.8				2	36	18.0	2	1	4	1	3	0	3-4	1-1	30	30:38	
PITTSBURGH	2	86	43.0	43.0	3	11	3.7	4	75	18.8	Fumble 1 59 59.0			0	0	0.0	4	2	5	1	4	0	4-5	0-0	34	31:27	
at Indianapolis	4	197	49.3	37.8	0	0	0.0	6	91	15.2				0	0	0.0	1	0	2	0	2	0	2-2	1-2	17	24:40	
at Minnesota	3	155	51.7	42.3	0	0	0.0	6	147	24.5				3	30	10.0	2	0	3	1	1	1	3-3	2-2	27	27:37	
at San Diego	3	132	44.0	41.0	1	0	0.0	2	34	17.0				2	0	0.0	3	0	1	1	0	0	1-1	4-4	19	30:56	
CHICAGO	8	358	44.8	35.1	4	47	11.8	4	66	16.5				1	0	0.0	1	0	1	1	0	0	1-1	3-4	16	40:02	
at Detroit	1	14	14.0	14.0	1	7	7.0	6	115	19.2				1	9	9.0	1	0	4	1	3	0	4-4	4-4	40	31:13	
LA RAIDERS	4	150	37.5	35.0	1	13	13.0	3	28	9.3				1	5	5.0	1	0	3	3	0	0	2-3	1-1	23	29:00	
at Kansas City	4	155	38.8	37.5	2	32	16.0	4	63	15.8				1	0	0.0	3	1	4	1	3	0	4-4	1-1	31	26:42	
SAN DIEGO	4	209	52.3	43.0	3	23	7.7	5	69	13.8				0	0	0.0	1	1	1	0	1	0	1-1	1-1	10	31:48	
at Seattle	7	273	39.0	34.7	0	00	0.0	3	70	23.3				2	39	19.5	1	0	2	1	1	0	2-2	1-1	17	28:20	
GREEN BAY	2	103	51.5	40.5	1	2	2.0	4	82	20.5				1	0	0.0	4	3	1	0	1	0	1-1	2-2	13	20:01	

BRONCOS DEPARTMENTAL LEADERS

Category	Player	AFC Rank	AFC Leader	NFL Rank	NFL Leader
Scoring	Treadwell-109	3rd	Lowery, KC-139	5th	Lowery, KC-139
Rushing	Humphrey-1,202	3rd	Thomas, Buff-1,297	5th	Sanders, Det-1,304
Passing					
Yards	Elway-3,526	3rd	Moon, Hou-4,689	5th	Moon, Hou-4,689
Rating	Elway-78.5	7th	Kelly, Buff-101.2	14th	Kelly, Buff-101.2
Receiving					
Number	Jackson-57	T-12th	Jeffires, Hou-74	T-24th	Rice, SF-100
Yards	Jackson-926	8th	Jeffires, Hou-1,048	15th	Rice, SF-1,502
Punting	Horan, 44.4	1st	Horan, Den-44.4	1st	Horan, Den-44.4
Interceptions	Atwater, Henderson, Montgomery-2	DNQ	Johnson, Hou-8	DNQ	Carrier, Chi-10
Kickoff Returns	Clark-25.3	1st	Clark, Den-25.3	1st	Clark, Den-25.3
Punt Returns	Clark-7.6	6th	Verdin, Ind-12.8	T-15th	Verdin, Ind-12.8

DNQ — Did not qualify for NFL rankings.

HOW THE BRONCOS RANKED

Category	Broncos Total	AFC Rank	AFC Leader	NFL Rank	NFL Leader
OFFENSE					
Total points	331	7th	Buff-428	16th	Buff-428
Touchdowns scored	36	T-7th	Buff-53	T-16th	Buff-53
First downs	323	2nd	Hou-376	2nd	Hou-376
Total yards	5213	4th	Hou-6222	8th	Hou-6222
Rushing yards	1872	8th	SD-2257	14th	Phil-2556
Net passing yards	3341	3rd	Hou-4805	7th	Hou-4805
Times sacked	46	3rd	NE-58	T-7th	GB-62
Penalties	108	7th	Hou-135	T-7th	Hou-135
Interceptions thrown	18	7th	Cin, Clev-23	T-13th	Dal, Min, TB-24
Fumbles lost	14	T-7th	Clev-23	T-13th	Clev-23
DEFENSE					
Fewest points allowed	374	11th	Pitt-240	23rd	NYG-211
Fewest TDs allowed	43	12th	Raid, Mia, Pitt-26	21st	NYG-23
First downs allowed	306	9th	Pitt-257	T-20th	NYG-245
Total yards allowed	5345	10th	Pitt-4115	20th	Pitt-4115
Rushing yards allowed	1963	9th	SD-1515	17th	Phil-1172
Net pass yards allowed	3382	11th	Pitt-2500	21st	Pitt-2500
Passer sacked	34	T-8th	KC-60	T-17th	KC-60
Interceptions	10	13th	Pitt-24	26th	Chi-31
Fumbles recovered	15	T-7th	KC-25	T-13th	KC-25
Giveaway-takeaway ratio	-7	T-12th	KC- +26	T-24th	KC- +26

L.A. RAIDERS 14, DENVER 9

LOS ANGELES, Calif., Sept. 9 — The Raiders' defense turned two Bronco turnovers into touchdowns as Denver fell 14-9 in a hard-fought battle before 54,206 in the Coliseum. Neither offense scored a touchdown in the contest that saw both teams limited to under 200 total yards of offense. The Broncos scored the first points of the game late in the first quarter on a 42-yard field goal by David Treadwell that came on the heels of a six-play, 20-yard drive. Denver's next possession stalled, but Raider punt returner Tim Brown fumbled and Alton Montgomery recovered for Denver on the Los Angeles 26. Four plays later Treadwell put the Broncos up 6-0 with a 44-yard field goal. Denver's opening drive of the second half began at its own five-yard line, and on the fifth play, at third-and-21 from the five, QB John Elway attempted a screen pass to RB Steve Sewell, but was intercepted by LB Jerry Robinson, who returned five yards for a touchdown. Later in the period, Elway threw a 12-yard pass to Vance Johnson, who fumbled, and CB Terry McDaniel recovered and raced 42 yards for a score. QB Gary Kubiak, subbing for Elway, led the Broncos to another Treadwell field goal but the Broncos were unable to score again.

Denver	3	3	0	3	—	9
LA Raiders	0	0	14	0	—	14

Den-Treadwell 42 FG (6-20)
Den-Treadwell 44 FG (4-(1-1))
LA-Robinson 5 interception return
(Gossett kick)
LA-McDaniel 42 fumble return
(Gossett kick)
Den-Treadwell 24 FG (9-49)
Attendance — 54,206
Game time — 2:54

Team Statistics	Den	LA
First Downs	13	12
Rushes-yards	19-44	31-123
Passing yards	152	71
Sacked-yards lost	5-39	5-47
Passes	35-17-2	18-9-1
Punts	4-29.0	7-40.7
Fumbles-lost	3-2	1-1
Penalties-yards	3-17	5-35
Time of possession	27:50	32:10

INDIVIDUAL STATISTICS

Denver

RUSHING — Humphrey 11-24, Elway 3-22, Kubiak 1-3, Bratton 1-2, Sewell 1-0, Winder 2-(7). **PASSING** — Elway 14-31-2, 157 yards. Kubiak 3-3-0, 34 yards. Humphrey 0-1-0. **RECEIVING** — Jackson 7-121, Johnson 3-20, Mobley 2-15, Sewell 2-13, Kay 1-16, Bratton 1-4, Winder 1-2. **INTERCEPTIONS** — Braxton 1. **SACKS** — Powers 2-15, Fletcher 1-15, Holmes 1-7, Kragen 1-7.

LA Raiders

RUSHING — Smith 11-48, Allen 8-47, Bell 5-17, Mueller 4-6, McCallum 1-3, Schroeder 2-2. **PASSING** — Schroeder 9-18-1, 118 yards. **RECEIVING** — Fernandez 3-37, Dyal 2-33, Gault 2-25, Allen 1-12, Horton 1-11. **INTERCEPTIONS** — Robinson 1-5, Harden 1-4. **SACKS** — Townsend 3-26, Long 2-13.

DENVER 24, KANSAS CITY 23

DENVER, COLO., Sept. 17 — David Treadwell's 22-yard field goal as time expired capped a last minute comeback drive and gave the Broncos a 24-23 win over the Chiefs in a Monday night contest. The Broncos were led on offense by RB Bobby Humphrey, who rushed for 132 yards and two TDs and WR Vance Johnson, who caught six passes for 150 yards. Kansas City QB Steve DeBerg completed 26 of 45 passes for 395 yards and two scores. After Kansas City scored late in the first quarter on a field goal, the Broncos covered 76 yards in just five plays and scored on a 37-yard run by Humphrey. The Chiefs added another field goal on their first possession of the second quarter, but Denver roared back with a seven-play, 80-yard drive that ended on a six-yard TD run by Humphrey, set up by a 43-yard pass from QB John Elway to WR Vance Johnson. A Denver fumble led to the final scoring of the first half, 31-yard field goal by Nick Lowery. The Broncos extended their lead to 21-9 midway through the third quarter on a two-yard quarterback draw by Elway. The Chiefs began to reverse the momentum in the game when at the end of Denver's second fourth-quarter possession, Albert Lewis blocked a Mike Horan punt and Kevin Porter recovered for KC on the Denver 17. Four plays later DeBerg threw a 16-yard scoring pass to Stephane Paige, making the score 21-16. The Broncos had a chance to put the game out of reach with two minutes left, but Treadwell's 36-yard field goal attempt sailed wide left. On the Chiefs first play from their own 17, DeBerg hit Paige on the KC 37 and he raced to the endzone for an 83-yard score, putting the Chiefs up 23-21.

The Broncos started their final drive of the game on their own 17-yard line, with 1:44 left. After three incompletions, Elway fired a 49-yard strike to Johnson on fourth-and-10 to give Denver a first down on the KC 34 with one minute remaining. Two plays later a 16-yard pass from Elway to WR Mark Jackson put the ball on the Chiefs' 16 and three plays later, with 30 seconds left, Humphrey darted up the middle for a 14-yard gain. With the ball on the four, Treadwell came in for his game winning kick.

Kansas City	3	6	0	14	—	23
Denver	7	7	7	3	—	24

KC-Lowery 39 FG (4-5)
Den-Humphrey 37 run (Treadwell kick) (5-76)
KC-Lowery 29 FG (10-63)
Den-Humphrey 6 run (Treadwell kick) (7-80)
KC-Lowery 31 FG (8-30)
Den-Elway 2 run (Treadwell kick) (10-65)
KC-Paige 16 pass from DeBerg
(Lowery kick) (3-17)
KC-Paige 83 pass from DeBerg
(Lowery kick) (1-79)
Den-Treadwell 22 FG (10-79)
Attendance — 75,277
Game time — 3:23

Team Statistics	KC	Den
First Downs	22	18
Rushes-yards	27-78	28-149
Passing yards	363	250
Sacked-yards lost	3-32	2-13
Passes	45-28-0	30-14-0
Punts	5-39.0	5-36.2
Fumbles-lost	4-1	2-2
Penalties-yards	11-91	5-35
Time of Possession	33:56	26:04

INDIVIDUAL STATISTICS

Kansas City

RUSHING — Okoye 20-69, McNair 1-6, Jones 1-3. **PASSING** — DeBerg 26-45-0, 395 yards. **RECEIVING** — Harry 6-80, Roberts 3-15, Paige 10-206, McNair 3-32, Thomas 2-36, Manley 1-19, Okoye 1-7. **INTERCEPTIONS** — none. **SACKS** — Hackett 1-8, Thomas 1-5.

Denver

RUSHING — Humphrey 19-132, Sewell 4-4, Elway 3-7, Bratton 2-6. **PASSING** — Elway 14-30-0, 263 yards. **RECEIVING** — Jackson 2-27, Johnson 6-150, Nattiel 1-24, Kay 2-16, Mobley 1-7, Young 1-42, Bratton 1-(3). **INTERCEPTIONS** — none. **SACKS** — Fletcher 2-25, Brooks 1-7.

DENVER 34, SEATTLE 31 (OT)

DENVER, COLO., Sept. 23 — David Treadwell kicked a 25-yard field goal with 5:46 left in overtime to give the Broncos a 34-31 victory over Seattle. Denver twice escaped a loss when Seahawk kicker Norm Johnson missed two short field goals, one at the end of regulation and one in overtime. RB Bobby Humphrey gained 129 yards and QB John Elway completed 30 of 40 passes for 297 yards. Seattle RB Derrick Fenner rushed for 144 yards and three TDs, including the first score of the game that capped a nine-play, 69-yard drive for the Seahawks. The Broncos took their opening possession 83 yards in 17 plays and scored on a six-yard pass from Elway to WR Mark Jackson. On the second play of Seattle's next drive, at second-and-eight from their 30, QB Dave Krieg went back to pass but fumbled, and LB Karl Mecklenburg recovered on the two and rolled into the endzone. The Seahawks then drove 80 yards in 12 plays to score on a two-yard Fenner run, knotting the game at 14-14. A Seahawk fumble with 2:34 left in the first half gave Denver possession at the Seattle 43. Four plays into the drive, and first-and-10 from the 29, Elway again found Jackson in the endzone to put Denver up 21-14. The Seahawks were unable to move the ball and Denver got the ball back with 1:17 remaining. Seven plays into the possession, Elway threw a one-yard TD pass to RB Mel Bratton to give Denver a commanding 28-14 lead. The Seahawks began to chip away at the lead in the third quarter, scoring on a 39-yard field goal and a two-yard pass from Krieg to TE Ron Heller that was set up by a Denver fumble. Midway through the fourth quarter S Kip Corington recovered a Fenner fumble on the Seattle 35 and Denver drove to a field goal, upping the lead to 31-24. After Chris Warren returned the ensuing kickoff 71 yards to the Denver 32, Seattle took eight plays to score on a four-yard Fenner run. The Broncos drove to the Seattle 32, but Treadwell's 49-yard field goal attempt with 43 seconds left was wide right. The Seahawks got the ball on their own 32 with 38 seconds left and drove to the Bronco 21, but Johnson missed a 38-yard attempt and the game went into overtime. Seattle took possession first in OT and made it to the Denver 26, but Johnson missed a 44-yard attempt, giving Denver new life. On the seventh play of the drive, on first-and-10 from the Seattle 34, RB Bobby Humphrey gained 26 yards on a draw play and Treadwell came in for his game-winning field goal.

Seattle	7	7	10	7	0	—	31
Denver	14	14	0	3	3	—	34

Sea-Fenner 4 run (Johnson kick) (9-69)
 Den-Jackson 6 pass from Elway
 (Treadwell kick) (11-83)
 Den-Mecklenburg 2 fumble return
 (Treadwell kick)
 Sea-Fenner 2 run (Johnson kick) (12-80)
 Den-Jackson 29 pass from Elway
 (Treadwell kick) (3-43)
 Den-Bratton 1 pass from Elway
 (Treadwell kick) (7-79)
 Sea-Johnson 39 FG (8-59)
 Sea-Heller 2 pass from Krieg
 (Johnson kick) (3-16)
 Den-Treadwell 27 FG (8-32)
 Sea-Fenner 4 run (Johnson kick) (8-32)
 Den Treadwell 25 FG (8-66)
 Attendance — 75,290
 Game time — 3:22

Team Statistics		Sea	Den
First Downs		24	30
Rushes-yards		38-184	32-141
Passing yards		185	281
Sacked-yards lost		1-28	2-16
Passes		28-20-0	40-30-0
Punts		1-42.0	3-43.3
Fumbles-lost		4-3	2-1
Penalties-yards		8-80	7-52
Time of possession		33:50	36:14

INDIVIDUAL STATISTICS

Seattle

RUSHING — Fenner 22-144, Williams 11-32, Loville 2-1, McNeal 1-2, Krieg 2-5. **PASSING** — Krieg 20-28-0, 213 yards. **RECEIVING** — McNeal 3-53, Kane 4-47, Williams 6-53, Blades 4-50, Heller 1-2, Fenner 1-(-1), Skansi 1-9. **INTERCEPTIONS** — none. **SACKS** — Porter 1-10, Bryant 1-6.

Denver

RUSHING — Humphrey 25-129, Bratton 4-13, Elway 2-1, Winder 1-(-2). **PASSING** — Elway 30-20-0, 297 yards. **RECEIVING** — Nattiel 1-10, Johnson 9-120, Humphrey 2-11, Jackson 7-76, Sewell 6-53, Bratton 3-7, Mobley 1-3, Kay 1-17. **INTERCEPTIONS** — none. **SACKS** — Team 1-28.

BUFFALO 29, DENVER 28

ORCHARD PARK, N.Y., Sept. 30 — The Bills scored three touchdowns in 77 seconds in the fourth quarter to negate a sterling effort by the Broncos and win 29-28. Denver outgained Buffalo 410 yards to 197 and RB Bobby Humphrey rushed 34 times for 177 yards, the second highest total in team history. Denver's first possession covered 80 yards in 12 plays, ending with a one-yard run by Humphrey. Early in the second quarter Denver's David Treadwell attempted a 49-yard field goal but it was blocked by LB Darryl Talley. Denver FS Steve Atwater intercepted a Jim Kelly pass midway through the quarter and returned it to the Buffalo 25. On first down QB John Elway hit WR Vance Johnson for a 25-yard gain and two plays later RB Steve Sewell scored from two yards out to give the Broncos a 14-3 lead. In the two-minute period the Bills drove to the Denver 19 and Scott Norwood nailed a 37-yard field goal as time expired in the first half. Buffalo scored on a 12-yard run by RB Don Smith midway through the third, but Norwood's extra point try was no good and Denver's lead stood at 14-9. Denver recovered a RB Thurman Thomas fumble minutes later on the Buffalo 19, and two plays later RB Sammy Winder scored from three yards out to put Denver up 21-9. The Broncos' next drive began at their own 28 and moved to the Buffalo six, where Treadwell attempted a 24-yard field goal. The Bills' Nate Odomes blocked the kick and the ball bounced into the hands of LB Cornelius Bennett, who raced 80 yards for a touchdown. Two plays into Denver's next possession, an Elway pass was intercepted by S Leonard Smith after a deflection, and he returned it 39 yards for a touchdown to put Buffalo up 22-21, (the PAT was no good). The Broncos next got the ball on their own five, but on first down Elway fumbled Bennett recovered on the two. RB Ken Davis put the Bills up 29-21 one play later on a two-yard run. Denver's scored on a 10-yard pass from Elway to Nattiel with 1:23 left, but Buffalo recovered the onside kick and held on to the victory.

Denver	7	7	7	7	—	28
Buffalo	0	3	6	20	—	29

Den-Humphrey 1 run (Treadwell kick) (12-80)
 Den-Sewell 2 run (Treadwell kick) (3-30)
 Buff-Norwood 37 FG (12-53)
 Buff-D. Smith 12 run (kick failed) (3-10)
 Den-Winder 3 run (Treadwell kick) (2-19)
 Buff-Bennett 80 blocked field goal return
 (Norwood kick)
 Buff-L. Smith 39 interception return (kick failed)
 Buff-Davis 2 run (Norwood kick) (1-1)
 Den-Nattiel 10 pass from Elway
 (Treadwell kick) (10-70)
 Attendance — 74,393
 Game time — 3:08

Team Statistics		Den	Buff
First downs		28	15
Rushes-yards		46-208	24-64
Passing yards		202	133
Sacked-yards lost		2-19	4-34
Passes		28-15-2	34-18-1
Punts		3-37.3	4-35.0
Fumbles-lost		3-3	3-2
Penalties-yards		8-60	4-33
Time of possession		34:49	25:11

INDIVIDUAL STATISTICS

Denver

RUSHING — Humphrey 34-177, Sewell 3-8, Elway 4-21, Winder 5-2. **PASSING** — Elway 15-28-2, 221 yards. **RECEIVING** — Mobley 1-5, Sewell 3-51, Nattiel 4-62, Johnson 3-56, Winder 2-30, Humphrey 1-3, Jackson 1-14. **INTERCEPTIONS** — Atwater 1-5. **SACKS** — Powers 2-9, Mecklenburg 1-13, Townsend 1-12.

Buffalo

RUSHING — Thomas 13-36, Mueller 2-2, Kelly 5-6, D. Smith 3-18, K. Davis 1-2. **PASSING** — Kelly 18-34-1, 167 yards. **RECEIVING** — Lofton 4-57, Mueller 3-6, Thomas 4-25, Reed 2-35, D. Smith 3-30, Edwards 1-5, Metzelaars 1-9. **INTERCEPTIONS** — Jackson 1-2, L. Smith 1-39. **SACKS** — B. Smith 2-19.

CLEVELAND 30, DENVER 29

DENVER, COLO., Oct. 8 — The Broncos squandered a lead for the second straight week and lost to the Browns 30-29 in a Monday night game. Denver RB Bobby Humphrey tied a team record with his fourth consecutive 100-yard game, gaining 106 yards before being sidelined with an ankle injury. The Broncos traveled 92 yards in nine plays on their first drive, scoring on a 13-yard quarterback draw by QB John Elway. The Browns answered with a long scoring drive of their own, taking over eight minutes and 14 plays to go 76 yards and score on a five-yard pass from QB Bernie Kosar to RB Eric Metcalf. The extra point was deflected by LB Karl Mecklenburg, giving Denver a 7-6 lead. A David Treadwell field goal early in the second quarter put the Broncos up 10-6, but Cleveland took the lead minutes later on a 43-yard pass from Kosar to WR Webster Slaughter. The Browns' next drive ended when FS Steve Atwater intercepted a Kosar pass and returned it to the Denver 47. Five plays later Humphrey scored from 19 yards out to put Denver up 17-13. The Broncos LB Simon Fletcher blocked a Bryan Wagner punt through the back of the endzone to score a safety for Denver right before halftime. The Browns' regained the lead midway through the third on an 11-yard pass from Kosar to RB Kevin Mack. Denver bounced back on top on their first possession of the fourth quarter on a 16-yard reverse run by WR Mark Jackson. Cleveland RB Leroy Hoard fumbled on the Browns' next play and SS Dennis Smith recovered for the Broncos on the Cleveland 32. Treadwell added a 25-yard field goal five plays later to put Denver up 29-20 with just over seven minutes left. The Browns ate four minutes off the clock, driving 80 yards in 11 plays and scoring on a 24-yard pass from Kosar to WR Brian Brennan. Denver lost seven yards on its next possession and had to punt to Cleveland, which got the ball at its own 39 with 2:04 left. Kosar led the Browns to the Denver 12 in nine plays and Jerry Kauric kicked a 30-yard field goal as time expired.

Cleveland	6	7	7	10	—	30
Denver	7	12	0	10	—	29

Den-Elway 13 run (Treadwell kick) (9-92)
 Clev-Metcalf 5 run (kick failed) (14-76)
 Den-Treadwell 20 FG (7-44)
 Clev-Slaughter 43 pass from Kosar
 (Kauric kick) (1-43)
 Den-Humphrey 19 run (Treadwell kick) (5-53)
 Den-Safety, Wagner's punt blocked out of
 endzone by Fletcher
 Clev-Mack 11 pass from Kosar
 (Kauric kick) (11-63)
 Den-Jackson 16 run (Treadwell kick) (6-69)
 Den-Treadwell 25 FG (5-24)
 Clev-Brennan 24 pass from Kosar (Kauric kick) (11-80)
 Clev-Kauric 30 FG (10-61)
 Attendance — 74,814
 Game time — 3:06

Team Statistics		Clev	Den
First Downs		23	19
Rushes-yards		31-97	27-141
Passing yards		318	175
Sacked-yards lost		0-0	0-0
Passes		38-24-2	33-16-2
Punts		3-23.7	4-44.3
Fumbles-lost		2-1	1-0
Penalties-yards		8-59	5-38
Time of possession		30:38	29:22

INDIVIDUAL STATISTICS

Cleveland

RUSHING — Hoard 7-9, Metcalf 5-14, Mack 15-54, Slaughter 1-17, Kosar 3-3. **PASSING** — Kosar 24-38-2, 318 yards. **RECEIVING** — Slaughter 7-123, Brennan 5-65, Langhorne 4-60, Newsome 1-6, Metcalf 3-8, Mack 2-17, Joines 2-39. **INTERCEPTIONS** — Wright 1-56, Minnifield 1-0. **SACKS** — none.

Denver

RUSHING — Humphrey 20-106, Elway 3-21, Bratton 1-1, Winder 2-(-3), Jackson, 1-16. **PASSING** — Elway 16-33-2, 175 yards. **RECEIVING** — Johnson 6-90, Jackson 3-30, Nattiel 1-15, Bratton 2-21, Humphrey 2-15, Sewell 1-8, Lanier 1-(-4). **INTERCEPTIONS** — Atwater 1-27, Montgomery 1-19. **SACKS** — none.

PITTSBURGH 34, DENVER 17

DENVER, COLO., Oct. 14 — The Steelers scored 27 unanswered points and handed Denver its third straight defeat, 34-17. Pittsburgh QB Bobby Brister passed for 353 yards and four TDs, including three to rookie TE Eric Green. With RB Bobby Humphrey sidelined with an ankle injury, the Broncos managed just 66 yards on the ground. Denver's first possession covered 80 yards in 14 plays and ended with a one-yard scoring run by RB Sammy Winder. A CB Wymon Henderson recovery of a Pittsburgh fumble on the Steeler eight led to a 24-yard David Treadwell field goal late in the first quarter, putting the Broncos up 10-0. The Steelers took the ensuing kickoff and marched 68 yards in nine plays to score on a six-yard pass from Brister to WR Louis Lipps. QB John Elway connected with WR Mark Jackson on a 59-yard pass three plays into Denver's next drive, and that led to a two-yard TD run by RB Steve Sewell. Late in the first half the Steelers pulled to 17-14 on Brister's TD pass to Green, this one from three yards out. Pittsburgh took the lead for good on RB Merrill Hoge's six-yard run early in the second quarter. The Broncos crossed midfield only once in the second half while the Steelers scored on two Brister-Green TD passes.

Pittsburgh	0	14	7	13	—	34
Denver	10	7	0	0	—	17

Den-Winder 1 run (Treadwell kick) (14-80)
Den-Treadwell 24 FG (4-2)
Pitt-Lipps 6 pass from Brister (Anderson kick) (9-68)
Den-Sewell 2 run (Treadwell kick) (5-80)
Pitt-Green 3 pass from Brister (Anderson kick) (5-55)
Pitt-Hoge 6 run (Anderson kick) (11-65)
Pitt-Green 10 pass from Brister (kick failed) (11-75)
Pitt-Green 3 pass from Brister (Anderson kick) (9-74)
Attendance — 74,265
Game time — 2:59

Team Statistics	Pitts	Den
First downs	25	16
Rushes-yards	30-108	20-66
Passing yards	343	178
Sacks-yards lost	1-10	3-16
Passes	28-21-0	36-17-0
Punts	2-43.0	5-48.0
Fumbles-lost	4-2	2-1
Penalties-yards	9-87	9-68
Time of possession	31:27	28:33

INDIVIDUAL STATISTICS

Pittsburgh

RUSHING — Hoge 18-76, Williams 6-22, Brister 2-7, Bell 2-1, Foster 2-2.
PASSING — Brister 21-28-0, 353 yards. **RECEIVING** — Lipps 9-141, Green 4-28, Mularky 2-33, Williams 3-34, Calloway 2-27, Stone 1-90. **INTERCEPTIONS** — none. **SACKS** — Evans 1-9, Lake 1-5, A. Jones 1-2.

Denver

RUSHING — Winder 12-19, Elway 6-38, Bratton 1-7, Sewell 1-2. **PASSING** — Elway 17-36-0, 194 yards. **RECEIVING** — Young 1-19, Winder 5-32, Sewell 3-26, Bratton 2-12, Johnson 1-15, Sharpe 1-12, Jackson 2-64, Mobley 1-3, Kay 1-3.

DENVER 27, INDIANAPOLIS 17

INDIANAPOLIS, Ind., Oct. 21 — The Broncos snapped a three-game losing streak with a 27-17 win in the Hoosier Dome over the Colts. QB John Elway threw for 317 yards and two scores, WR Mark Jackson caught six passes for 127 yards and a TD, and rookie RB Blake Ezor led all rushers with 82 yards. Denver took the opening kickoff and drove 67 yards in five plays, scoring on a 52-yard pass from Elway to WR Ricky Nattiel. Indianapolis reached the Denver 15 on their first possession but had to settle for a field goal. The Broncos next drive ate 9:44 off of the clock and covered 90 yards in 18 plays, and ended with a five-yard TD pass from Elway to Jackson. On that drive the Broncos faced a fourth-and-one from the Colts' 20 and lined up for a field goal attempt, but holder Gary Kubiak ran around the left side for 10 yards to keep the drive alive. Denver added a field goal minutes later to go up 17-3, but Colt QB Jack Trudeau threw a one-yard TD pass to RB Anthony Johnson right before halftime. Indianapolis tied the game early in the fourth quarter on a five-yard pass from Trudeau to WR Jesse Hester. Denver's next drive resulted in a David Treadwell field goal, and then the Bronco defense stalled the Colts' next possession. Elway led the Broncos 56 yards in five plays to score on a four-yard run by RB Steve Sewell with 1:35 left in the game.

Denver	7	10	0	10	—	27
Indianapolis	3	7	0	7	—	17

Den-Nattiel 52 pass from Elway (Treadwell kick) (5-67)
Ind-Blasucci 32 FG (9-66)
Den-Jackson 5 pass from Elway (Treadwell kick) (18-90)
Den-Treadwell 39 FG (8-29)
Ind-A. Johnson 1 pass from Trudeau (Blasucci kick) (6-80)
Ind-Hester 5 pass from Trudeau (Blasucci kick) (8-73)
Den-Treadwell 42 FG (9-58)
Den-Sewell 2 run (Treadwell kick) (5-56)
Attendance — 59,850
Game time — 3:06

Team Statistics	Den	Ind
First downs	23	23
Rushes-yards	34-151	14-59
Passing yards	293	304
Sacked-yards lost	3-24	2-8
Passes	30-21-0	39-24-1
Punts	2-47.5	4-49.3
Fumbles-lost	1-1	1-0
Penalties-yards	10-82	5-54
Time of possession	35:20	24:40

INDIVIDUAL STATISTICS

Denver

RUSHING — Ezor 19-82, Winder 4-30, Sewell 4-21, Kubiak 1-10, Humphrey 3-5, Elway 3-3. **PASSING** — Elway 21-30-0, 317 yards. **RECEIVING** — Jackson 6-127, Nattiel 2-62, Winder 3-47, Bratton 2-33, Johnson 2-17, Sewell 2-14, Young 1-9, Mobley 2-8, Kay 1-0. **INTERCEPTIONS** — Plummer 1-16. **SACKS** — Powers 1-6, Kragen 1-2.

Indianapolis

RUSHING — Dickerson 9-55, Bentley 4-2, Trudeau 1-2. **PASSING** — Trudeau 24-39-1, 312 yards. **RECEIVING** — Hester 8-152, Brooks 5-58, Bentley 6-43, Morgan 2-36, Verdin 2-22, A. Johnson 1-1. **INTERCEPTIONS** — none. **SACKS** — Hand 1-10, Clancy 1-7, Herrod 1-7.

MINNESOTA 27, DENVER 22

MINNEAPOLIS, Minn., Nov. 4 — The Broncos returned to action after a one-week bye and dropped a 27-22 decision to the Vikings in a nationally televised Sunday night game. Denver dominated the game statistically, but was hampered by the second-half absence of QB John Elway, who injured his ankle late in the second quarter. Denver posted seven sacks in the game, including four by LB Simon Fletcher. The Broncos took the opening kickoff and marched down to the Minnesota one, but were kept from scoring when a fourth-and-go play failed. Their next possession covered 45 yards in eight plays and culminated with a three-yard touchdown pass from Elway to Vance Johnson. The extra point attempt was blocked, giving Denver an early 6-0 lead. The Vikings' next drive ended with a failed fake punt attempt and the Broncos took possession on the Minnesota 24. Five plays into the drive FB Mel Bratton scored from one yard out. Viking QB Rich Gannon was intercepted on the Minnesota's next play by CB Alton Montgomery, who returned the ball to the Viking 26. The Broncos were able to move to the 14, and K David Treadwell kicked a 31-yard field goal to put Denver up 16-0 midway through the second quarter. Minnesota mounted a scoring drive on their next possession, going 75 yards in 11 plays and scoring on a four-yard run by FB Rick Fenney. Denver's Kevin Clark returned the ensuing kickoff 63 yards to the Viking 34. Five plays into the drive Elway was injured when sacked and Gary Kubiak came on to lead the team. On his first play, from the Minnesota 16, he was intercepted by CB Carl Lee, ending the scoring threat. The Vikings' first drive of the second half ended with a field goal, and on Denver's next play, Kubiak was intercepted by CB Joey Browner, who returned it 26 yards for a touchdown, putting Minnesota up 17-16. Treadwell kicked two field goals in the third quarter to give Denver a 22-17 lead but a 56-yard pass from Gannon to WR Anthony Carter and a 41-yard Donald Igwebuikie field goal clinched the game for the Vikings.

Denver	6	10	6	0	—	22
Minnesota	0	7	10	10	—	27

Den-Johnson 3 pass from Elway (kick blocked) (8-45)
Den-Bratton 1 run (Treadwell kick) (5-24)
Den-Treadwell 31 FG (5-12)
Minn-Fenney 4 run (Igwebuikie kick) (11-75)
Minn-Igwebuikie 38 FG (7-48)
Minn-Browner 26 interception return (Igwebuikie kick)
Den-Treadwell 46 FG (5-12)
Den-Treadwell 46 FG (9-49)
Minn-Carter 56 pass from Gannon (Igwebuikie kick) (4-71)
Minn-Igwebuikie 41 FG (13-57)
Attendance — 57,331
Game time — 2:51

Team Statistics	Den	Minn
First downs	19	15
Rushes-yards	34-146	32-145
Passing yards	141	111
Sacked-yards lost	3-18	7-50
Passes	25-14-3	13-6-1
Punts	0-0	3-51.7
Fumbles-lost	4-0	2-0
Penalties-yards	2-16	7-30
Time of possession	32:23	27:37

INDIVIDUAL STATISTICS

Denver

RUSHING — Humphrey 21-92, Bratton 5-11, Elway 1-16, Sewell 1-6, Jackson 2-4, Kubiak 4-17. **PASSING** — Elway 8-10-0, 88 yards, Kubiak 6-14-3, 71 yards. **RECEIVING** — Jackson 4-70, Sewell 3-22, Bratton 4-51, Johnson 2-13, Sharpe 1-3. **INTERCEPTIONS** — Montgomery 1-24. **SACKS** — Fletcher 4-27, Galloway 2-12, Mecklenburg 1-11.

Minnesota

RUSHING — Fenney 10-47, Anderson 5-21, Newsome 1-(-2), Walker 10-58, Carter 1-8, Rice 3-13, Gannon 2-0. **PASSING** — Gannon 6-13-1, 161 yards. **RECEIVING** — Carter 5-146, Jones 1-15. **INTERCEPTIONS** — Lee 1-4, Merriweather 0-6, Browner 1-20, McMillan 1-0. **SACKS** — Doleman 2-10, Fullington 1-8.

SAN DIEGO 19, DENVER 7

SAN DIEGO, Calif., Nov. 11 — The Broncos saw their record fall to 3-6 after dropping a 19-7 decision to the Chargers in Jack Murphy Stadium. Denver's offense was held to just 211 total yards, including a mere 57 on the ground. The Broncos twice had first downs inside the Charger 20 in the second half but failed to score. The game started off well for the Broncos when they stymied San Diego's first possession and immediately drove 79 yards in 12 plays to score on a 22-yard pass from QB John Elway to WR Vance Johnson. Denver's remaining three drives in the first half all resulted in punts, while the Chargers were able to take the lead on three John Carney field goals. A Gill Byrd interception of an Elway pass midway through the third quarter set up Carney's fourth field goal, putting San Diego up 12-7. The ensuing kickoff was returned 75 yards by Kevin Clark, giving Denver the ball on the Charger 24. On third-and-seven from the 10, Elway was intercepted for the second time in the quarter by Byrd. The Chargers then drove 80 yards in 10 plays to score on a one-yard plunge by LB Gary Plummer. Elway then drove his team 77 yards in 17 plays but a fourth-and-goal play from the San Diego 11 ended with an incomplete pass, and the Chargers took over on downs and proceeded to run out the clock.

Denver	7	0	0	0	—	7
San Diego	0	9	3	7	—	19

Denver	San Diego
Den-Johnson 22 pass from Elway (Treadwell kick) (12-79)	First downs 15 17
SD-Carney 19 FG (11-78)	Rushes-yards 25-57 32-181
SD-Carney 23 FG (6-49)	Passing yards 154 159
SD-Carney 43 FG (12-46)	Sacked-yards lost 2-17 2-13
SD-Carney 32 FG (5-12)	Passes 30-17-2 27-16-0
SD-Plummer 1 run (Carney kick) (10-80)	Punts 4-44-0 3-44-0
Attendance — 59,557	Fumbles-lost 1-0 3-0
Game time — 2:51	Penalties-yards 7-69 9-81
	Time of possession 29:04 30:56

INDIVIDUAL STATISTICS

Denver

RUSHING — Humphrey 22-62, Ezor 1-(-6), Elway 1-6. **PASSING** — Elway 17-30-2, 171 yards. **RECEIVING** — Kay 3-34, Humphrey 4-12, Nattiel 2-17, Jackson 2-28, Johnson 2-27, Young 3-45, Bratton 1-8. **INTERCEPTIONS** — none. **SACKS** — Fletcher 1-7, Mecklenburg 1-6.

San Diego

RUSHING — Harmon 10-71, Tolliver 5-(-5), Butts 16-114, Plummer 1-1. **PASSING** — Tolliver 16-27-0, 172 yards. **RECEIVING** — Harmon 2-8, Nelson 1-10, Walker 3-34, Miller 3-41, McEwen 3-41, Cox 1-12, Lewis 1-7, Early 1-18, Butts 1-1. **INTERCEPTIONS** — Byrd 2-0. **SACKS** — Elder 1-5, B. R. Smith 1-8, Williams 1-9.

CHICAGO 16, DENVER 13 (OT)

DENVER, COLO., Nov. 18 — Kevin Butler's 44-yard field goal with 1:46 left in overtime gave the Bears a 16-13 victory over Denver, which fell to 3-7. The Broncos took the early lead, scoring on a 27-yard field goal by David Treadwell after the team's second possession stalled at the Bears' 10 midway through the first quarter. Chicago answered with a scoring drive of its own, tying the game on a 37-yard Butler field goal. Denver QB John Elway led the Broncos 79 yards in 15 plays on the next Bronco possession, but the team had to settle for another Treadwell field goal despite penetrating to the Chicago seven. A fumble by RB Bobby Humphrey early in the third period led to Butler's second field goal, tying the score at 6-6 early in the third quarter. On the second play of Denver's next drive, Elway was intercepted by LB Jim Morrissey, who returned to the Denver 40. Seven plays later the Bears took a 13-6 lead when RB Brad Muster scored on a 10-yard run. After the Broncos got the ball with 3:57 left in the game, Elway took the Broncos 70 yards in

eight plays, and scored the tying touchdown himself on a nine-yard bootleg. The Bears took possession with 1:09 left and were able to drive to Denver's 23, but Butler's 41-yard field goal attempt hit the left upright, sending the game into overtime. The Broncos had three possessions in OT, but began deep in their own territory at the 12, eight, and four-yard lines. Chicago's third drive began at the Denver 34, and on a fourth-and-three from the Bronco 27, Butler kicked his game winning field goal.

Chicago	0	3	10	0	3	—	16
Denver	3	3	0	7	0	—	13

Den-Treadwell 27 FG (10-48)	
Chi-Butler 37 FG (15-61)	
Den-Treadwell 24 FG (15-79)	
Chi-Butler 32 FG (9-20)	
Chi-Muster 10 run (Butler kick) (7-40)	
Den-Elway 9 run (Treadwell kick) (8-70)	
Chi-Butler 44 FG (4-7)	
Attendance — 75,013	
Game time — 3:30	

Team Statistics	Chi	Den
First downs	21	21
Rushes-yards	45-204	27-108
Passing yards	139	222
Sacked-yards lost	2-8	6-40
Passes	29-13-0	41-24-1
Punts	8-44-8	7-41-1
Fumbles-lost	1-0	3-1
Penalties-yards	6-33	6-35
Time of possession	40:02	35:12

INDIVIDUAL STATISTICS

Chicago

RUSHING — Anderson 28-111, Muster 11-48, Harbaugh 4-37, Gentry 1-0, Reuse 1-8. **PASSING** — Harbaugh 13-28-0, 147 yards, Tomczak 0-1-0. **RECEIVING** — Morris 2-42, Muster 6-47, Davis 2-20, Anderson 2-28, Thornton 1-10. **INTERCEPTIONS** — Morrissey 1-0. **SACKS** — Cox 2-17, Dent 1-13, Gayle 1-5, Armstrong 1-4, Perry 1-1.

Denver

RUSHING Elway 2-19, Humphrey 23-83, Bratton 2-6. **PASSING** — Elway 24-41-1, 262 yards. **RECEIVING** — Young 4-38, Bratton 2-13, Jackson 3-66, Nattiel 3-38, Johnson 4-31, Humphrey 6-64, Kay 1-8, Verhulst 1-4. **INTERCEPTIONS** — none. **SACKS** — Atwater 1-5, Fletcher 1-3.

DETROIT 40, DENVER 27

PONTIAC, Mich., Nov. 22 — Detroit's run-and-shoot offense overwhelmed the Broncos in a 40-27 Thanksgiving Day victory. The Lions outrushed Denver 173 to 73 yards, behind RB Barry Sanders' 147-yard performance. Detroit QB Bob Gagliano led his team to a score on the game's opening drive, going 65 yards in nine plays to score on an 11-yard pass to WR Richard Johnson. Denver answered with a seven-play, 63-yard drive that tied the score on a one-yard run by FB Mel Bratton. The Lions quickly regained the lead after driving 51 yards in five plays and scoring on a seven-yard run by Sanders. Denver's next drive stalled and Detroit took possession on the Bronco 46. Three plays into the drive Gagliano hit Johnson for a 43-yard touchdown, putting the Lions up 21-7 late in the first quarter. The Broncos were intercepted on the second play of their next possession, leading to a Detroit field goal. Elway then led the Broncos 58 yards in 11 plays before settling for a 24-yard David Treadwell field goal. Two plays into the next Lion drive, Gagliano was intercepted by CB Wymon Henderson who raced 49 yards for a score, making the score 24-17. Both teams added field goals before Gagliano and Sanders combined for a 35-yard score midway through the third quarter, putting Detroit up 34-20. The Broncos again pulled to within seven points (34-27) when a 78-yard, 13-play drive culminated with another one-yard plunge by Bratton early in the fourth quarter. The Lions put the game out of reach with two fourth-quarter field goals, sending Denver to its fifth-straight defeat.

Denver	7	10	3	7	—	27
Detroit	21	6	7	6	—	40

Team Statistics	Den	Det
First downs	19	22
Rushes-yards	24-73	30-173
Passing yards	211	248
Sacked-yards lost	3-32	0-0
Passes	36-24-1	30-18-1
Punts	3-42.3	1-14.0
Fumbles-lost	1-1	1-0
Penalties-yards	6-30	3-41
Time of possession	28:47	31:13

Det-R. Johnson 11 pass from Gagliano (Murray kick) (9-65)	
Den-Bratton 1 run (Treadwell kick) (7-63)	
Det-Sanders 7 run (Murray kick) (5-51)	
Det. R. Johnson 43 pass from Gagliano (Murray kick) (3-46)	
Det-Murray 24 FG (5-18)	
Den-Treadwell 24 FG (11-58)	
Den-Henderson 49 interception return (Treadwell kick)	
Det-Murray 32 FG (11-76)	
Den-Treadwell kick (11-59)	
Det-Sanders 35 pass from Gagliano (Murray kick) (5-72)	
Den-Bratton 1 run (Treadwell kick) (13-78)	
Det-Murray 43 FG (8-32)	
Det-Murray 45 FG (4-0)	
Attendance — 73,896	
Game time — 3:02	

INDIVIDUAL STATISTICS

Denver

RUSHING — Humphrey 16-53, Jackson 1-10, Bratton 4-9, Ezor 2-0, Elway 1-1. **PASSING** — Elway 24-36-1, 243 yards. **RECEIVING** — Bratton 7-43, Humphrey 6-24, Nattiel 3-50, Jackson 2-36, Young 2-25, Sharpe 1-33, Kay 1-14, Winder 1-12, Verhulst 1-6. **INTERCEPTIONS** — Henderson 1-49. **SACKS** — none.

Detroit

RUSHING — Sanders 23-147, Gagliano 7-26. **PASSING** — Gagliano 18-30-1, 248 yards. **RECEIVING** — R. Johnson 5-83, Clark 4-58, Sanders 3-30, Farr 2-29, Campbell 2-15, Matthews 1-25, Greer 1-8. **INTERCEPTIONS** — Crockett 1-9. **SACKS** — Ball 1-14, Cofer 1-10, Hunter 1-8.

L.A. RAIDERS 23, DENVER 20

DENVER, COLO., Dec. 2 — Despite another strong team performance, the Broncos lost their fifth-straight game, falling 23-20 to the Los Angeles Raiders. For the eighth time in 12 games the Broncos scored on their opening drive of the game, going up 3-0 on a 45-yard David Treadwell field goal. The Raiders' QB Jay Schroeder and RB Marcus Allen then spearheaded a 13-play, 73-yard drive that ended with a four-yard run by RB Steve Smith. Midway through the second quarter the Broncos took possession on their own four and on the 12th play of the drive QB John Elway hit WR Vance Johnson with a 21-yard scoring pass to give Denver a 10-7 lead. Two plays into Denver's first drive of the second half Elway was intercepted by CB Terry McDaniel, who returned to the Denver 28. Two plays later RB Bo Jackson scored on an 11-yard run to put the Raiders up 14-10. A Treadwell field goal early in the fourth quarter cut the Raider lead to 14-13, but minutes later Los Angeles scored on a 62-yard jaunt by Jackson. Denver's Wymon Henderson blocked the conversion attempt, making the score 20-14. The Raiders added a field goal later in the period before Denver embarked on an eight-play, 80-yard drive that ended with an eight-yard pass from Elway to WR Mike Young. After forcing Los Angeles to punt, the Broncos took possession on their own 40 with 1:29 left. They drove to the Raider 24, but Treadwell's last second 41-yard field goal attempt was blocked, and the Raiders held on for the victory.

L.A. Raiders	7	0	7	9	—	23
Denver	3	7	0	10	—	20

Den-Treadwell 45 FG (8-45)
LA-Smith 4 run (Jaeger kick) (13-73)
Den-Johnson 21 pass from Elway
(Treadwell kick) (12-96)
LA Jackson 11 run (Jaeger kick) (2-28)
Den-Treadwell 21 FG (17-73)
LA-Jackson 62 run (kick blocked) (1-62)
LA-Jaeger 46 FG (8-34)
Den-Young 8 pass from Elway
(Treadwell kick) (8-80)
Attendance — 74,162
Game time — 3:04

Team Statistics	LA	Den
First downs	17	20
Rushes-yards	29-148	28-141
Passing yards	145	216
Sacked-yards lost	2-19	2-15
Passes	23-16-0	31-20-1
Punts	4-37.5	3-45.0
Fumbles-lost	1-0	0-0
Penalties-yards	4-30	8-54
Time of possession	29:00	31:00

INDIVIDUAL STATISTICS

LA Raiders

RUSHING — Allen 11-22, Schroeder 2-(-2), Smith 3-11, Jackson 13-117. **PASSING** — Schroeder 16-23-0, 164 yards. **RECEIVING** — Gault 9-99, Horton 4-35, Fernandez 3-30. **INTERCEPTIONS** — McDaniel 1-5. **SACKS** — Townsend 1-8, Long 1-7.

Denver

RUSHING — Humphrey 20-88, Winder 1-1, Elway 7-52. **PASSING** — Elway 20-31-1, 231 yards. **RECEIVING** — Kay 4-48, Young 6-72, Johnson 2-48, Jackson 2-13, Porter 3-28, Nattiel 1-19, Winder 2-3. **INTERCEPTIONS** — none. **SACKS** — Mecklenburg 1-12, Lucas 1-7.

KANSAS CITY 31, DENVER 20

KANSAS CITY, Mo., Dec. 9 — Turnovers once again led to defeat for the Broncos, who dropped to 3-10 after suffering their sixth-straight loss, the longest losing streak for Denver since 1966. Despite QB John Elway's brilliant performance (328 yards and two TDs), three turnovers and 12 penalties did in the Broncos. The Chiefs surprised Denver and took an early 7-0 lead when five plays into the game's opening possession QB Steve DeBerg connected with WR Stephane Paige on a 49-yard flea-flicker. Midway through the second quarter Denver capitalized on a KC fumble and scored on a five-yard pass from Elway to rookie WR Shannon Sharpe, although the conversion attempt failed. On the Broncos' next possession, Elway drove the team

85 yards in 11 plays, scoring with a 16-yard TD pass from Elway to WR Mike Young. The Chiefs were able to add a field goal before the end of the half to cut Denver's lead to 13-10. The Broncos first three drives of the second half ended in turnovers and led to 14 Kansas City points. Three plays into the first possession Elway was intercepted by CB Kevin Ross, but the Bronco defense held and the Chiefs had to punt. Denver got two plays off before losing a fumble that led to a one-yard scoring run by RB Barry Word. Next, the Broncos started off from their own one, but 12 plays into the drive they were on the Kansas City 20. Unfortunately, RB Bobby Humphrey fumbled and CB Albert Lewis recovered for the Chiefs, who needed just six plays to go 65 yards and score on a one-yard DeBerg pass to TE Danta Whitaker. The Broncos scored next on a two-yard run by Humphrey, but Kansas City iced the game on a 27-yard pass from DeBerg to WR Robb Thomas with just over two minutes remaining.

Denver	0	13	0	7	—	20
Kansas City	7	3	7	14	—	31

KC-Paige 49 pass from DeBerg
(Lowery kick) (5-84)
Den-Sharpe 5 pass from Elway
(kick failed) (8-53)
Den-Young 16 pass from Elway
(Treadwell kick) (11-85)
KC-Lowery 33 FG (8-58)
KC-Word 1 run (Lowery kick) (8-38)
KC-Whitaker 1 pass from DeBerg (Lowery kick)
Den-Humphrey 2 run (Treadwell kick) (7-43)
KC-R. Thomas 27 pass from DeBerg
(Lowery kick) (13-80)
Attendance — 74,347
Game time — 3:14

Team Statistics

	Den	KC
First downs	26	19
Rushes-yards	24-74	30-111
Passing yards	300	254
Sacked-yards lost	5-28	0-0
Passes	36-24-1	27-18-0
Punts	3-42.0	4-38.8
Fumbles-lost	4-2	3-1
Penalties-yards	12-80	7-53
Time of possession	33:18	26:42

INDIVIDUAL STATISTICS

Denver

RUSHING — Humphrey 21-56, Elway 1-12, Porter 1-3, Sewell 1-3. **PASSING** — Elway 24-36-1, 328 yards. **RECEIVING** — Kay 4-43, Johnson 5-66, Sharpe 3-41, Humphrey 1-11, Jackson 5-90, Young 2-22, Winder 1-15, Sewell 2-40. **INTERCEPTIONS** — none. **SACKS** — none.

Kansas City

RUSHING — Okoye 10-32, Word 16-72, DeBerg 2-0, McNair 2-7. **PASSING** — DeBerg 18-27-0, 254 yards. **RECEIVING** — Okoye 1-5, Harry 1-14, Paige 3-75, McNair 4-61, Thomas 4-61, Birden 1-12, Jones 3-25, Whitaker. **INTERCEPTIONS** — Ross 1-0. **SACKS** — Thomas 2-14, Martin 1-8, Saleaumua 1-4, Smith 1-2.

DENVER 20, SAN DIEGO 10

DENVER, COLO., Dec. 16 — The Broncos snapped a six-game losing streak by beating the San Diego Chargers 20-10 in Mile High Stadium. Both teams failed to capitalize on their first scoring opportunities of the first half. San Diego had driven to the Denver three on their first possession, but FS Steve Atwater forced a TE Derrick Walker fumble near the goal line and CB Randy Robbins recovered for Denver and returned the ball to the Denver 26. Midway through the second quarter the Broncos drove to the Charger 29, but David Treadwell's 46-yard field goal attempt was blocked, ending the scoring threat. San Diego proceeded to drive down the field, eventually settling for a 30-yard John Carney field goal. The Broncos got the ball on their own 35 with just 52 seconds left in the first half. On first down QB John Elway hit WR Vance Johnson for 25 yards, and two plays later Elway took off for 14 yards to give Denver a first down on the San Diego 26 with 30 seconds left. Two plays later Elway hit WR Mike Young for a 25-yard touchdown, giving the Broncos a 7-3 lead at halftime. The lead increased to 14-3 when Denver scored on its first drive of the second half on a three-yard loss from Elway to Young. Early in the fourth quarter the Broncos added a field goal before San Diego drove 80 yards in seven plays to score on a 22-yard pass from QB Billy Joe Tolliver to WR Craig McEwen. Denver's next play from scrimmage was a 63-yard Elway-to-Mel Bratton pass play that set up another field goal, the final score of the game.

San Diego	0	3	0	7	—	10
Denver	0	7	7	6	—	20

SD-Carney 30 FG (15-58)
 Den-Young 25 pass from Elway
 (Treadwell kick) (5-65)
 Den-Young 3 pass from Elway
 (Treadwell kick) (9-67)
 Den-Treadwell 49 FG (9-36)
 SD-McEwen 22 pass from Tolliver
 (Carney kick) (7-80)
 Den-Treadwell 26 FG (5-71)
 Attendance — 64,919
 Game time — 3:09

Team Statistics	SD	Den
First downs	24	16
Rushes-yards	26-92	24-87
Passing yards	298	233
Sacked-yards lost	1-10	3-15
Passes	51-26-1	29-18-0
Punts	4-52.3	5-55.8
Fumbles-lost	1-1	1-0
Penalties-yards lost	7-50	7-60
Time of possession	31:48	28:12

INDIVIDUAL STATISTICS

San Diego

RUSHING — Butts 22-71, Harmon 3-17, Tolliver 1-4. **PASSING** — Tolliver 26-51-1, 308 yards. **RECEIVING** — McEwen 3-51, Harmon 8-116, Walker 4-24, Miller 7-85, Butts 1-9, Early 2-17, Melson 1-6. **INTERCEPTIONS** — none. **SACKS** — Williams 1-6, Rolling 1-5, Grossman 1-4.

Denver

RUSHING — Humphrey 15-51, Elway 7-34, Sewell 2-2. **PASSING** — Elway 18-27-0, 248 yards. **RECEIVING** — Johnson 4-47, Kay 2-19, Young 4-58, Sharpe 1-16, Humphrey 2-12, Bratton 3-78, Jackson 2-24. **INTERCEPTIONS** — Lang 1-5. **SACKS** — Dennison 1-10.

SEATTLE 17, DENVER 12

SEATTLE, Wash., Dec. 23 — A last-second Hail Mary touchdown completion from QB John Elway to WR Mike Young was nullified by a motion penalty, saving a 17-12 victory for the Seahawks and dropping Denver's record to 4-11. Both teams kicked field goals in the first quarter, including a 49-yarder by Denver's David Treadwell that was the longest of his career. He attempted a 50-yard kick early in the second quarter but that effort fell short. Later in the period, following an interception by SS Dennis Smith, the Broncos drove 27 yards in six plays to score on a one-yard run by RB Bobby Humphrey. Seattle got the ball back with 2:39 left in the half and drove 60 yards in 10 plays, scoring with 46 seconds left on a five-yard pass from QB Dave Krieg to WR Tommy Kane. Late in the third quarter Denver was awarded two points on a safety when Krieg was penalized for intentionally grounding the ball from the endzone. Denver's next drive ended with an interception and the Seahawks drove to a touchdown, scoring on a one-yard run by RB Derrick Fenner. Treadwell was wide right on a field goal attempt on Denver's next possession. The Broncos never threatened until their three consecutive Hail Mary pass attempts in the game's final minute.

Denver	3	7	2	0	— 12
Seattle	3	7	7	0	— 17

Den-Treadwell 49 FG (8-37)
 Sea-Johnson 21 FG (9-39)
 Den-Humphrey 1 run (Treadwell kick) (6-27)
 Sea-Kane 5 pass from Krieg
 (Johnson kick) (10-60)
 Den-Safety, Krieg intentional grounding
 in end zone
 Sea-Fenner 1 run (Johnson kick) (4-11)
 Attendance — 55,845
 Game time — 3:08

Team Statistics	Den	Sea
First downs	16	13
Rushes-yards	30-101	26-110
Passing yards	145	103
Sacked-yards lost	3-26	1-6
Passes	35-18-2	26-14-1
Punts	5-41.4	7-39.0
Fumbles-lost	0-0	1-0
Penalties-yards	8-42	7-52
Time of possession	31:40	28:20

INDIVIDUAL STATISTICS

Denver

RUSHING — Humphrey 25-91, Elway 3-7, Ezor 1-5, Jackson 1-(-2). **PASSING** — Elway 18-35-2, 171 yards. **RECEIVING** — Johnson 5-47, Kay 5-31, Jackson 4-55, Young 2-20, Porter 1-16, Sewell 1-2. **INTERCEPTIONS** — Smith 1-13. **SACKS** — Holmes 1-6.

Seattle

RUSHING — Fenner 13-50, Williams 11-40, Krieg 1-19, Warren 1-1. **PASSING** — Krieg 14-26-1, 109 yards. **RECEIVING** — Williams 6-35, Kane 2-24, Heller 2-22, Blades 2-14, Skansi 2-14. **INTERCEPTIONS** — Robinson 1-39, Jenkins 1-0. **SACKS** — Green 1.5-12, Woods 1-10, Robinson 5-4.

DENVER 22, GREEN BAY 13

DENVER, COLO., Dec. 30 — Denver ended the 1990 season on a winning note by beating the Green Bay Packers 22-13. The Broncos were led on offense by RB Sammy Winder (15 carries for 80 yards), who had announced his retirement earlier in the week. Denver racked up a time of possession of 39:59 and had 74 offensive plays to just 42 for the Packers. The Broncos' opening drive ate 9:08 off of the clock and ended with a 22-yard David Treadwell field goal. Green Bay tied the game minutes later on Chris Jacke's 24-yard field goal. Both teams added field goals in the second quarter to make the score 6-6 at halftime. Two plays into the second half, Green Bay TE Ed West fumbled and SS Dennis Smith recovered for Denver on the Packer 20. Five plays later RB Bobby Humphrey scored from five yards out. Following a Green Bay punt Denver drove 75 yards in 10 plays and scored on a 15-yard pass from QB John Elway to WR Vance Johnson. Denver CB Wymon Henderson intercepted a pass on the Packers' next play, giving the Broncos a first down on the Packer 11. On fourth-and-six from the seven, Denver attempted a fake field goal but failed, giving the ball to Green Bay on its own 18. The Packers quickly drove down the field, but on second-and-goal from the Denver seven, RB Anthony Woodside fumbled and NT Greg Kragen recovered for Denver. The Broncos then drove to the Packer 10, but QB Gary Kubiak was intercepted. Anthony Dilweg completed passes of 59 and 12 yards on Green Bay's next two plays and then hit WR Sterling Sharpe on a nine-yard scoring toss. Denver chalked up two points minutes later when Dilweg was sacked in the endzone by LB Karl Mecklenburg. On the second-to-the-last play of the game, Winder almost broke free for one final touchdown but was dragged down on the Green Bay six after a 15-yard gain.

Green Bay	3	3	0	7	— 13
Denver	3	3	14	2	— 22

Den-Treadwell 22 FG (16-66)
 GB-Jacke 37 FG (7-51)
 Den-Treadwell 31 FG (4-2)
 GB-Jacke 24 FG (9-60)
 Den-Humphrey 5 run (Treadwell kick) (5-20)
 Den-Jackson 15 pass from Elway
 (Treadwell kick) (10-75)
 GB-Sharpe 9 pass from Dilweg
 (Jacke kick) (3-80)
 Den-Safety, Dilweg tackled in endzone
 by Mecklenburg
 Attendance — 46,943
 Game time — 2:56

Team Statistics	GB	Den
First downs	14	24
Rushes-yards	16-88	40-185
Passing yards	208	188
Sacked-yards lost	3-24	2-12
Passes	23-15-1	32-16-1
Punts	2-51.5	4-45.8
Fumbles-lost	4-3	2-0
Penalties-yards	5-30	5-36
Time of possession	20:01	39:59

INDIVIDUAL STATISTICS

Green Bay

RUSHING — Woodside 5-15, Haddix 2-4, Thompson 6-63, Fontenot 1-5, Dilweg 2-1. **PASSING** — Dilweg 15-23-1, 232 yards. **RECEIVING** — Fontenot 2-62, Sharpe 5-75, Haddix 2-29, Kemp 2-30, West 2-16, Harris 1-8, Wilson 1-12. **INTERCEPTIONS** — Pitts 1-0. **SACKS** — Bennett 1-11, Patterson 1-1.

Denver

RUSHING — Winder 15-80, Bratton 7-27, Humphrey 13-53, Elway 2-3, Kubiak 3-22. **PASSING** — Elway 14-26-0, 160 yards, Kubiak 2-5-1, 40 yards, Humphrey 0-1-0. **RECEIVING** — Sewell 3-39, Jackson 5-85, Kay 3-25, Young 2-35, Bratton 1-9, Verhulst 1-3, Winder 1-4. **INTERCEPTIONS** — Henderson 1-22. **SACKS** — Fletcher 1-11, Holmes 1-10, Mecklenburg 1-3.

1990 FINAL STANDINGS American Football Conference

Eastern Division						
	W	L	T	Pct.	Pts.	Opp.
*Buffalo	13	3	0	.813	428	263
**Miami	12	4	0	.750	336	242
Indianapolis	7	9	0	.438	281	353
N.Y. Jets	6	10	0	.375	295	345
New England	1	15	0	.063	181	446

Central Division						
	W	L	T	Pct.	Pts.	Opp.
*Cincinnati	9	7	0	.563	360	352
**Houston	9	7	0	.563	405	307
**Pittsburgh	9	7	0	.563	292	240
Cleveland	3	13	0	.188	228	462

Western Division						
	W	L	T	Pct.	Pts.	Opp.
*L.A. Raiders	12	4	0	.750	337	268
**Kansas City	11	5	0	.688	369	257
Seattle	9	7	0	.563	306	286
San Diego	6	10	0	.375	315	281
Denver	5	11	0	.313	331	374

National Football Conference

Eastern Division						
	W	L	T	Pct.	Pts.	Opp.
*N.Y. Giants	13	3	0	.813	335	211
**Philadelphia	10	6	0	.625	396	299
**Washington	10	6	0	.625	381	301
Dallas	7	9	0	.438	244	308
Phoenix	5	11	0	.313	268	396

Central Division						
	W	L	T	Pct.	Pts.	Opp.
*Chicago	11	5	0	.688	348	280
Tampa Bay	6	10	0	.375	264	367
Detroit	6	10	0	.375	373	413
Green Bay	6	10	0	.375	271	347
Minnesota	6	10	0	.375	351	326

Western Division						
	W	L	T	Pct.	Pts.	Opp.
*San Francisco	14	2	0	.875	353	239
**New Orleans	8	8	0	.500	274	275
L.A. Rams	5	11	0	.313	345	412
Atlanta	5	11	0	.313	348	365

* Clinched division title; ** Wild Card for playoffs

NFL Postseason At A Glance

AFC First Round Playoff
MIAMI 17, Kansas City 16
CINCINNATI 41, Houston 14

AFC Divisional Playoff
BUFFALO 44, Miami 34
L.A. RAIDERS 20, Cincinnati 10

AFC Championship
BUFFALO 51, L.A. Raiders 3

Super Bowl XXV
N.Y. GIANTS 20, Buffalo 19


NFC First Round Playoff
Washington 20, PHILADELPHIA 6
CHICAGO 16, New Orleans 6

NFC Divisional Playoff
SAN FRANCISCO 28, Washington 10
N.Y. GIANTS 31, Chicago 3

NFC Championship
N.Y. Giants 15, SAN FRANCISCO 13

1991 Pro Bowl
AFC 23, NFC 21

HISTORY AND RECORDS



LINEBACKER SIMON FLETCHER, WHO HAS LED THE BRONCOS IN QUARTERBACK SACKS IN EACH OF THE PAST THREE SEASONS, LAST YEAR POSTING 11 TO BRING HIS PRO CAREER TOTAL TO 42.5.

NOTABLE PERFORMANCES

THE LAST TIME

100 YARDS RUSHING—

Broncos: Bobby Humphrey, 20-106, 1TD, vs. Cleveland, 10/8/90.
Opponents: Bo Jackson, 13-117, 2TD, vs. LA Raiders, 12/2/90.

300 YARDS PASSING—

Broncos: John Elway, 24/35, 328 yards, 2TD, at Kansas City, 12/2/90.
Opponents: Billy Joe Tolliver, 26/51, 308 yards, 1TD, vs. San Diego, 12/16/90.

100 YARDS RECEIVING—

Broncos: Mark Jackson, 6-127, 1TD, at Indianapolis, 10/21/90.
Opponents: Reggie Harmon, 8-116, 1TD, vs. San Diego, 12/16/90.

SHUTOUT—

Broncos: Denver 37, Phoenix 0, 12/16/89.
Opponents: at New Orleans 42, Denver 0, 11/20/88.

40 POINTS—

Broncos: at Denver 41, Seattle 14, 11/26/89.
Opponents: at Detroit 40, Denver 27, 11/22/90.

PUNT RETURN FOR TOUCHDOWN—

Broncos: Kevin Clark, 71 yards, vs. San Diego, 12/27/87.
Opponents: Mel Gray, 66 yards, at New Orleans, 11/20/88.

KICKOFF RETURN FOR TOUCHDOWN—

Broncos: Randy Montgomery, 94 yards, at San Diego, 9/24/72.
Opponents: Gary Anderson, 98 yards, vs. San Diego, 11/17/85.

INTERCEPTION RETURN FOR TOUCHDOWN—

Broncos: Wymon Henderson, 49 yards, at Detroit, 11/22/90.
Opponents: Leonard Smith, 39 yards, at Buffalo, 9/30/90.

FUMBLE RETURN FOR TOUCHDOWN (DEFENSE)—

Broncos: Karl Mecklenburg, 2 yards, vs. Seattle, 9/23/90.
Opponents: Terry McDaniel, 42 yards, at LA Raiders, 9/9/90.

BLOCKED PUNT RETURN FOR TOUCHDOWN—

Broncos: Rob Nairne, 22 yards, vs. New England, 11/11/79.
Opponents: Terry Taylor, 15 yards, at Seattle, 12/20/85.

BLOCKED FIELD GOAL RETURNED FOR TOUCHDOWN—

Broncos: Louis Wright, 60 yards, vs. San Diego, 11/17/85.
Opponents: Cornelius Bennett, 80 yards, at Buffalo, 9/30/90.

SAFETY—

Broncos: Karl Mecklenburg tackled Anthony Dilweg in endzone, vs. Green Bay, 12/30/90.
Opponents: Dino Hackett tackled Tony Dorsett in endzone, vs. Kansas City, 11/6/88.

ALL-TIME SCORES

REGULAR SEASON RESULTS

1960

Coch: Frank Filchock	4-9-1	Attend.	Coch: Frank Filchock	3-11-0	Attend.
13 At Boston	10	21,597	22 At Buffalo	10	16,636
27 At Buffalo	21	15,229	17 At Boston	45	14,479
24 At New York	28	20,462	28 At New York	35	14,381
31 Oakland	14	18,372	19 At Oakland	33	8,361
19 Los Angeles	23	19,141	12 Dallas	19	14,500
31 Boston	24	12,683	27 Oakland	24	11,129
14 Dallas	17	13,002	27 New York	10	12,508
25 Houston	45	14,489	0 At San Diego	37	32,584
7 At Dallas	34	21,008	14 Houston	55	11,564
10 At Houston	20	20,778	16 San Diego	19	7,859
38 Buffalo	38	7,785	10 Buffalo	23	7,645
27 New York	30	5,861	14 At Houston	45	27,874
33 At Los Angeles	41	9,928	24 Boston	28	9,303
10 At Oakland	48	7,000	21 At Dallas	49	8,000

1962

Coch: Jack Faulkner	7-7-0	Attend.	Coch: Jack Faulkner	2-11-1	Attend.
30 San Diego	21	28,000	7 Kansas City	59	21,115
23 At Buffalo	20	30,577	14 At Houston	20	23,047
16 At Boston	41	21,038	14 Boston	10	18,636
32 At New York	10	17,213	50 San Diego	34	19,137
44 Oakland	7	22,452	24 Houston	33	24,896
23 At Oakland	6	7,000	21 At Boston	40	25,418
20 Houston	10	34,496	35 At New York	35	22,553
38 Buffalo	45	26,051	28 Buffalo	30	19,424
23 At San Diego	20	20,827	17 At Buffalo	27	30,989
29 Boston	33	28,187	9 New York	14	14,247
3 Dallas	24	23,523	10 Oakland	26	14,763
45 New York	46	15,776	21 At Kansas City	52	17,433
17 At Houston	34	30,650	31 At Oakland	35	15,223
10 At Dallas	17	19,137	20 At San Diego	58	31,312

1964

Coch: Jack Faulkner (4 games) and Mac Speedie (10 games)	2-11-1	Attend.	Coch: Mac Speedie	4-10-0	Attend.
6 At New York	30	45,665	31 At San Diego	34	27,022
13 At Buffalo	30	25,141	15 Buffalo	30	30,656
17 Houston	38	22,155	27 At Boston	10	26,782
10 Boston	39	17,851	16 New York	13	34,988
33 Kansas City	27	16,885	23 Kansas City	31	31,001
14 At San Diego	42	23,242	28 Houston	17	32,492
7 At Oakland	40	16,825	13 At Buffalo	31	45,046
39 At Kansas City	49	15,053	10 At New York	45	55,572
20 San Diego	31	19,670	21 San Diego	35	33,073
20 New York	16	11,309	31 At Houston	21	28,126
7 At Boston	12	24,979	20 Oakland	28	30,369
20 Oakland	20	15,958	13 At Oakland	24	19,023
19 Buffalo	30	14,431	20 Boston	28	27,207
15 At Houston	34	15,839	35 At Kansas City	45	14,421

1966

Coch: Mac Speedie (2 games) and Ray Malavasi (12 games)	4-10-0	Attend.	Coch: Lou Saban	3-11-0	Attend.
7 At Houston	45	30,156	26 Boston	21	35,488
10 Boston	24	25,160	0 At Oakland	51	25,423
7 New York	16	28,770	21 At Miami	35	29,381
40 Houston	38	27,203	24 New York	38	35,565
10 At Kansas City	37	33,929	6 At Houston	10	21,798
7 At Miami	24	23,393	16 Buffalo	17	35,188
10 Kansas City	56	26,196	21 San Diego	33	34,465
17 At San Diego	24	25,819	9 At Kansas City	52	44,002
3 Oakland	10	18,154	17 Oakland	21	29,043
20 San Diego	17	24,860	18 Houston	20	30,392
17 Miami	7	33,306	21 At Buffalo	20	30,891
10 At Oakland	28	31,765	20 At San Diego	24	34,586
21 At Buffalo	38	40,583	33 At New York	24	61,615
			24 Kansas City	38	31,660

1967

REGULAR SEASON RESULTS

1968

Coch: Lou Saban	5-9-0	Attend.
10 At Cincinnati	24	25,049
2 At Kansas City	34	45,821
17 Boston	20	37,024
10 Cincinnati	7	41,257
21 At New York	13	62,052
24 At San Diego	55	42,953
21 Miami	14	44,115
35 At Boston	14	18,304
7 Oakland	43	50,002
17 At Houston	38	36,075
34 Buffalo	32	35,201
23 San Diego	47	35,312
27 At Oakland	33	47,754
7 Kansas City	30	38,463

1969

Coch: Lou Saban	5-8-1	Attend.
26 Boston	21	35,488
21 New York	19	50,583
28 At Buffalo	41	40,302
13 Kansas City	26	50,564
14 Oakland	24	49,511
30 At Cincinnati	23	27,920
21 At Houston	24	45,348
13 San Diego	0	45,511
10 At Oakland	41	54,416
20 Houston	20	45,002
24 At San Diego	45	34,664
17 At Kansas City	31	48,773
24 At Miami	27	25,332
27 Cincinnati	16	42,196

1970

Coch: Lou Saban	5-8-1	Attend.
25 At Buffalo	10	34,882
16 Pittsburgh	13	50,705
26 Kansas City	13	50,705
23 At Oakland	35	54,436
24 Atlanta	10	50,705
14 At San Francisco	19	39,515
3 Washington	19	50,705
21 At San Diego	24	48,327
19 Oakland	24	50,959
31 At New Orleans	6	66,837
21 At Houston	31	35,733
0 At Kansas City	16	50,454
17 San Diego	17	50,959
13 Cleveland	27	51,001

1971

Coch: Lou Saban (9 games) and Jerry Smith (5 games)	4-9-1	Attend.
10 Miami	10	51,200
13 At G. Bay (Milw.)	34	47,957
3 Kansas City	16	51,200
16 Oakland	27	51,200
20 San Diego	16	51,200
27 At Cleveland	0	75,674
16 At Philadelphia	17	65,358
20 Detroit	24	51,200
10 Cincinnati	24	51,200
10 At Kansas City	28	49,945
22 At Pittsburgh	10	39,710
6 Chicago	3	51,200
17 At San Diego	45	44,347
13 At Oakland	21	54,651

1972

Coch: John Ralston	5-9-0	Attend.
30 Houston	17	51,656
14 At San Diego	37	49,048
24 Kansas City	45	51,656
10 At Cincinnati	21	55,812
30 Minnesota	23	51,656
30 At Oakland	23	53,551
20 Cleveland	27	51,656
17 At N.Y. Giants	29	62,689
16 At Los Angeles	10	65,398
20 Oakland	37	51,656
20 At Atlanta	23	58,850
21 At Kansas City	24	66,725
38 San Diego	13	51,473
45 New England	21	51,656

1973

Coch: John Ralston	7-5-2	Attend.
28 Cincinnati	10	49,059
34 San Francisco	36	50,966
14 Chicago	33	51,159
14 At Kansas City	16	71,414
48 At Houston	20	32,801
23 Oakland	23	51,270
40 At N.Y. Jets	28	55,108
17 At St. Louis	17	46,567
30 San Diego	19	51,034
23 At Pittsburgh	13	48,580
14 Kansas City	10	51,331
10 Dallas	22	51,508
42 At San Diego	28	44,954
17 At Oakland	21	51,910

1974

Coch: John Ralston	7-6-1	Attend.
10 Los Angeles	17	51,121
35 Pittsburgh (OT)	35	51,068
3 At Washington	30	54,395
17 At Kansas City	14	67,298
33 New Orleans	17	50,881
27 San Diego	7	50,928
21 At Cleveland	23	60,478
17 Oakland	28	45,946
17 At Baltimore	6	33,244
34 Kansas City	42	50,236
20 At Oakland	17	51,224
31 At Detroit	17	51,157
37 Houston	14	47,142
0 At San Diego	17	36,571

1975

Coch: John Ralston	6-8-0	Attend.
37 Kansas City	33	51,858
23 Green Bay	13	51,621
14 At Buffalo	38	79,864
9 At Pittsburgh	20	49,164
16 Cleveland	15	52,590
13 At Kansas City	26	70,043
17 Oakland	42	52,868
16 Cincinnati	17	49,919
27 At San Diego	17	26,048
21 At Atlanta	35	28,686
13 San Diego (OT)	10	46,802
10 At Oakland	17	51,075
25 Philadelphia	10	37,080
13 At Miami	14	43,064

REGULAR SEASON RESULTS

1976

Coch: John Ralston	9-5-0	Attend.
7 At Cincinnati	17	53,464
46 New York Jets	3	62,660
44 Cleveland	13	62,975
26 San Diego	0	63,369
3 At Houston	17	47,928
10 Oakland	17	63,431
35 At Kansas City	26	57,961
6 At Oakland	19	52,169
48 Tampa Bay	13	62,703
17 At San Diego	0	32,017
14 New York Giants	13	63,151
14 At New England	38	61,128
17 Kansas City	16	58,170
28 At Chicago	14	44,459

1977

Coch: Red Miller	12-2-0	Attend.
7 St. Louis	0	75,002
26 Buffalo	6	74,897
24 At Seattle	13	53,108
23 Kansas City	7	74,878
14 At Oakland	7	53,616
24 At Cincinnati	13	54,305
14 Oakland	24	75,007
21 Pittsburgh	7	74,967
17 At San Diego	14	45,211
14 At Kansas City	7	54,050
27 Baltimore	13	74,939
24 At Houston	14	46,875
17 San Diego	9	74,905
6 At Dallas	14	63,752

Playoffs

34 Pittsburgh	21	75,011
20 Oakland	17	74,982

Super Bowl XII

10 Dallas	27	76,400
-----------	----	--------

1978

Coch: Red Miller	10-6-0	Attend.
14 Oakland	6	74,904
9 At Minnesota (OT)	12	46,508
27 San Diego	14	74,983
23 At Kansas City (OT)	17	60,593
28 Seattle	7	74,989
0 At San Diego	23	50,077
16 Chicago	7	75,008
6 At Baltimore	7	54,057
20 At Seattle (OT)	17	62,948
28 New York Jets	31	74,983
19 At Cleveland	7	70,856
16 Green Bay	3	74,965
14 At Detroit	17	71,785
21 At Oakland	6	53,932
24 Kansas City	3	74,149
17 Pittsburgh	21	74,104

Playoffs

10 At Pittsburgh	33	48,921
------------------	----	--------

1980

Coch: Red Miller	8-8-0	Attend.
6 At Philadelphia	27	70,307
41 Dallas	20	74,919
13 San Diego	30	74,970
14 At New England	23	59,602
19 At Cleveland	16	81,065
20 Washington	17	74,657
17 Kansas City	23	74,459
14 At N.Y. Giants	9	67,598
16 Houston	20	74,717
20 At San Diego	13	51,435
31 New York Jets	24	72,114
36 Seattle	20	73,274
3 At Oakland	9	51,583
14 At Kansas City	31	40,237
21 Oakland	24	73,974
25 At Seattle	17	51,853

1982

Coch: Dan Reeves	2-7-0	Attend.
3 San Diego	23	73,564
24 San Francisco	21	73,899
10 Seattle	17	73,916
20 At San Diego	30	47,629
27 Atlanta	34	73,984
27 At L.A. Rams	24	48,112
16 Kansas City	37	74,192
10 At L.A. Raiders	27	44,160
11 At Seattle	13	43,145

1981

Coch: Dan Reeves	10-6-0	Attend.
9 Oakland	7	74,796
10 At Seattle	13	58,513
28 Baltimore	10	74,804
42 San Diego	24	74,844
17 At Oakland	0	51,035
27 Detroit	21	74,816
14 At Kansas City	28	74,672
7 At Buffalo	9	77,757
19 Minnesota	17	74,834
23 Cleveland (OT)	20	74,850
24 At Tampa Bay	7	64,518
21 At Cincinnati	38	57,207
17 At San Diego	34	51,533
16 Kansas City	13	74,744
23 Seattle	13	74,527
24 At Chicago	35	40,125

1983

Coch: Dan Reeves	9-7-0	Attend.
14 At Pittsburgh	10	58,233
17 At Baltimore	10	52,613
10 Philadelphia	13	74,202
7 L.A. Raiders	22	74,289
14 At Chicago	31	58,210
26 At Houston	14	44,209
24 Cincinnati	17	74,305
14 San Diego	6	74,581
27 Kansas City	24	74,640
19 At Seattle	27	64,785
20 At L.A. Raiders	22	51,945
38 Seattle	27	74,710
7 At San Diego	31	43,650
27 Cleveland	6	70,912
21 Baltimore	19	74,854
17 At Kansas City	48	11,377

Playoffs

7 At Seattle	31	60,752
--------------	----	--------

REGULAR SEASON RESULTS (Continued)

1984			1985		
Coach: Dan Reeves			Coach: Dan Reeves		
13-3-0	Attend.		11-5-0	Attend.	
20 Cincinnati	17	74,178	16 At L.A. Rams	20	52,522
0 At Chicago	27	54,335	34 New Orleans	23	74,488
24 At Cleveland	14	61,980	44 At Atlanta	28	37,903
21 Kansas City	0	74,263	26 Miami	30	73,614
16 L.A. Raiders	13	74,833	31 Houston	20	74,699
28 At Detroit	7	55,836	15 At Indianapolis	10	60,621
17 Green Bay	14	62,546	13 Seattle (OT)	10	74,899
37 At Buffalo	7	31,204	30 At Kansas City	10	68,248
22 At L.A. Raiders (OT)	19	91,020	10 At San Diego	30	57,312
26 New England	19	74,908	17 San Francisco	16	73,173
16 At San Diego	13	53,162	30 San Diego (OT)	24	74,376
42 Minnesota	21	74,716	28 At L.A. Raiders (OT)	31	63,161
24 Seattle	27	74,922	31 At Pittsburgh	23	56,797
13 At Kansas City	16	38,494	14 L.A. Raiders (OT)	17	75,042
16 San Diego	13	74,867	14 Kansas City	13	69,209
31 At Seattle	14	64,411	27 At Seattle	24	56,283

Playoffs

17 Pittsburgh	24	74,981
---------------	----	--------

1986

Coach: Dan Reeves			Coach: Dan Reeves		
11-5-0	Attend.		10-4-1	Attend.	
38 L.A. Raiders	36	75,695	40 Seattle	17	75,999
21 At Pittsburgh	10	57,305	17 at Green Bay (Milw.)	17	50,624
33 At Philadelphia	7	63,839	(OT)		
27 New England	20	75,804	10 Houston	40	38,494
29 Dallas	14	76,082	30 L.A. Raiders	14	61,230
31 At San Diego	14	60,368	26 at Kansas City	17	20,296
10 At New York Jets	22	73,759	27 at Minnesota	34	51,011
20 Seattle	13	76,089	34 Detroit	0	75,172
21 At L.A. Raiders	10	90,153	14 at Buffalo	21	63,698
3 San Diego	9	75,012	31 Chicago	29	75,783
38 Kansas City	17	75,745	23 at L.A. Raiders	17	61,318
16 At New York Giants	19	75,116	31 at San Diego	17	61,880
34 Cincinnati	28	58,705	31 New England	20	75,795
10 At Kansas City	37	47,019	21 at Seattle	28	61,759
31 Washington	30	75,905	20 Kansas City	17	75,053
16 At Seattle	41	63,697	24 San Diego	0	21,189

Playoffs

22 New England	17	76,105
23 At Cleveland (OT)	20	79,915

Super Bowl XXI

20 New York Giants	39	101,063
--------------------	----	---------

1988

Coach: Dan Reeves			Coach: Dan Reeves		
8-8-0	Attend.		11-5-0	Attend.	
14 Seattle	21	75,986	34 Kansas City	20	74,284
34 San Diego	3	75,359	28 at Buffalo	14	78,176
13 at Kansas City	20	63,268	31 L.A. Raiders	21	75,754
27 L.A. Raiders (OT)	30	75,964	13 at Cleveland	16	78,637
12 at San Diego	0	55,763	16 San Diego	10	75,222
16 at San Francisco (OT)	13	61,711	14 Indianapolis	3	74,680
30 Atlanta	14	75,287	24 at Seattle (OT)	21	62,353
21 at Pittsburgh	39	49,811	24 Philadelphia	28	75,065
23 at Indianapolis	55	60,544	34 Pittsburgh	7	74,739
17 Kansas City	11	74,227	16 at Kansas City	13	76,245
30 Cleveland	7	75,806	14 at Washington	10	52,975
0 at New Orleans	42	68,075	41 Seattle	14	75,117
35 L.A. Rams	24	74,141	13 at L.A. Raiders (OT)	16	87,560
20 at L.A. Raiders	21	65,561	7 N.Y. Giants	14	63,283
14 at Seattle	42	62,838	37 at Phoenix	0	56,071
21 New England	10	70,910	16 at San Diego	19	50,524

Playoffs

24 Pittsburgh	23	75,868
37 Cleveland	21	76,005

Super Bowl XXIV

10 San Francisco	55	72,919
------------------	----	--------

REGULAR SEASON RESULTS (Continued)

1990		
Coach: Dan Reeves		
5-11-0	Attend.	
9 at L.A. Raiders	14	54,206
24 Kansas City	23	75,277
34 Seattle (OT)	31	75,290
28 at Buffalo	29	74,393
29 Cleveland	30	74,814
17 Pittsburgh	34	74,285
27 at Indianapolis	17	59,850
22 at Minnesota	27	57,331
7 at San Diego	19	59,557
13 Chicago (OT)	16	75,013
27 at Detroit	40	73,896
20 L.A. Raiders	23	74,162
20 at Kansas City	31	74,347
20 San Diego	10	64,919
12 at Seattle	17	55,845
22 Green Bay	13	46,943

ALL-TIME PRE-SEASON RESULTS

1960 (0-5)

6 Boston 43 (Providence, R.I.)
14 Buffalo 31 (Rochester)
3 At Houston 42
0 Dallas 48 (Little Rock)
30 At Los Angeles 36

1962 (2-2)

17 Houston 33 (Atlanta)
24 At San Diego 31
27 At Dallas 24
41 At Oakland 12 (Stockton, CA)

1964 (2-3)

20 At San Diego 34
7 Oakland 20
32 At Houston 20
10 Kansas City 14 (Ft. Worth)
28 Boston 17

1966 (1-3)

30 Kansas City 32
3 At Buffalo 25
28 Miami 16 (Memphis)
21 Oakland 52

1968 (2-3)

15 Cincinnati 13
16 Minnesota 39
6 San Francisco 22
6 San Diego 3 (San Antonio)
7 Oakland 23 (Portland)

1970 (3-2)

26 St. Louis 16
7 Baltimore 24
7 S. Francisco 23 (Eugene, Ore.)
30 Chicago 17
16 Boston 14 (Salt Lake City)

1972 (2-3)

0 At Washington 41
13 At St. Louis 17
27 At San Francisco 24
49 New England 24
13 Baltimore 20

1961 (1-4)

13 At Dallas 31 (Midland, Tex.)
48 Oakland 21 (Spokane)
27 At Dallas 29 (Ft. Worth)
10 Houston 42 (Mobile)
12 At Oakland 49

1963 (2-3)

27 Houston 10
10 At Oakland 35
31 San Diego 25
16 At Kansas City 30
14 Buffalo 21 (Winston-Salem)

1965 (1-4)

24 Kansas City 30
27 Oakland 17 (Salt Lake City)
6 San Diego 21
3 Houston 25 (San Antonio)
20 Oakland 30 (Sacramento)

1967 (3-1)

2 Miami 19 (Akron)
13 Detroit 7
14 Minnesota 9
21 Oakland 17 (N. Platte, Neb.)

1969 (1-4)

6 At Minnesota 26
22 New Orleans 28
19 San Francisco 15
10 Boston 26 (Jacksonville)
11 At Cincinnati 13

1971 (1-4)

13 Washington 17
10 Atlanta 27 (Memphis)
17 San Francisco 33 (Spokane)
14 Minnesota 7
17 At Chicago 33

1973 (2-3)

10 At Washington 14
38 St. Louis 17
7 At San Francisco 43
16 Buffalo 14
10 Baltimore 17

ALL-TIME PRE-SEASON RESULTS (Continued)

1974 (4-2)
 19 New York Jets 41
 27 Minnesota 21
 10 At San Francisco 3
 31 At Green Bay 21
 27 New England 21 (At Spokane)
 14 Atlanta 20

1976 (5-2)
 10 Detroit 7 (Hall of Fame Game at Canton, Ohio)
 14 Chicago 15
 7 At San Francisco 17
 13 At Dallas 9
 52 Seattle 7
 21 At St. Louis 17
 30 Minnesota 17

1978 (2-2)
 17 At Houston 12
 14 Dallas 21
 23 At Buffalo 13
 13 San Francisco 24

1980 (2-2)
 17 Cincinnati 6
 6 At New York Giants 9
 13 Los Angeles 26
 38 At Green Bay 0

1982 (4-0)
 33 At Los Angeles Rams 20
 17 Miami 14
 27 Minnesota 17
 20 At New York Jets 13

1984 (3-1)
 13 Washington 16
 21 San Francisco 20
 31 Indianapolis 0
 24 At Atlanta 13

1986 (2-2)
 7 New Orleans 10
 27 At Minnesota 29
 14 San Francisco 9
 19 Los Angeles Rams 10

1988 (3-1)
 40 at L.A. Rams 31
 34 San Francisco 24
 13 at Miami 16
 21 Indianapolis 20

1990 (3-2)
 10 Seattle 7 (Tokyo)
 16 at Indianapolis 7
 24 San Francisco 27
 16 at Miami 17
 25 Phoenix 14

1975 (3-3)
 20 Baltimore 23
 21 At New Orleans 24
 27 Houston 21
 13 At Chicago 0
 10 At San Francisco 44
 21 St. Louis 17

1977 (5-1)
 14 Baltimore 8
 15 St. Louis 7
 10 At Atlanta 2
 24 At Philadelphia 28
 27 At Seattle 10
 20 At San Francisco 0

1979
 6 At Dallas 7
 13 Washington 6
 21 At San Francisco 0
 20 New England 17 (OT)

1981 (2-2)
 7 New York Jets 33
 14 At Miami 24
 17 Green Bay 7
 24 At Cincinnati 20

1983 (3-1)
 10 Seattle 7
 21 Atlanta 10
 19 Cleveland 10
 3 At Minnesota 34

1985 (2-2)
 20 N.Y. Giants 30
 20 At San Francisco 13
 20 Indianapolis 3
 9 Minnesota 13

1987 (3-2)
 27 L.A. Rams 28 (London)
 20 Green Bay 14 (Phoenix)
 31 Miami 28
 24 at L.A. Rams 20
 17 Minnesota 27

1989 (2-2)
 17 L.A. Rams 13
 17 at San Francisco 35
 24 Dallas 21 (OT)
 34 at Indianapolis 38

REGULAR SEASON SERIES RECORDS

ATLANTA FALCONS
 1970—At Den 24, Atl 10
 1972—At Atl 23, Den 20
 1975—At Atl 35, Den 21
 1979—Den 20, At Atl 17 (OT)
 1982—Atl 34, At Den 27
 1985—Den 44, At Atl 28
 1988—At Den 30, Atl 14
 (Broncos 4, Falcons 3)

BUFFALO BILLS
 1960—Den 27, At Buf 21
 1960—At Den 38, Buf 38 (tie)
 1961—Den 22, At Buf 10
 1961—Buf 23, At Den 10
 1962—Den 23, At Buf 20
 1962—Buf 45, At Den 38
 1963—Buf 30, At Den 28
 1963—At Buf 27, Den 17
 1964—At Buf 30, Den 13
 1964—Buf 30, At Den 19
 1965—Buf 30, At Den 15
 1965—At Buf 31, Den 13
 1966—At Buf 38, Den 21
 1967—Buf 17, At Den 16
 1967—Den 21, At Buf 20
 1968—At Den 34, Buf 32
 1969—At Buf 41, Den 28
 1970—Den 25, At Buf 10
 1975—At Buf 38, Den 14
 1977—At Den 26, Buf 6
 1979—Den 19, At Buf 16
 1981—At Buf 9, Den 7
 1984—Den 37, At Buf 7
 1987—At Buf 21, Den 14
 1989—Den 28, At Buf 21
 1990—At Buf 29, Den 28
 (Broncos 10, Bills 15, 1 tie)

CHICAGO BEARS
 1971—At Den 6, Chi 3
 1973—Chi 33, At Den 14
 1976—Den 28, At Chi 14
 1978—At Den 16, Chi 7
 1981—At Chi 35, Den 24
 1983—At Chi 31, Den 14
 1984—At Chi 27, Den 0
 1986—At Den 31, Chi 29
 1990—Chi 16, At Den 13 (OT)
 (Broncos 4, Bears 5)

CINCINNATI BENGALS
 1968—At Cin 24, Den 10
 1968—At Den 10, Cin 7
 1969—Den 30, At Cin 23
 1969—At Den 27, Cin 16
 1971—Cin 24, At Den 10
 1972—At Cin 21, Den 10
 1973—At Den 28, Cin 10
 1975—Cin 17, At Den 16
 1976—At Cin 17, Den 7
 1977—Den 24, At Cin 13
 1979—At Den 10, Cin 0
 1981—At Cin 38, Den 21
 1983—At Den 24, Cin 17
 1984—At Den 20, Cin 17
 1986—At Den 34, Cin 28
 (Broncos 9, Bengals 6)

CLEVELAND BROWNS
 1970—Cle 27, At Den 13
 1971—Den 27, At Cle 0
 1972—Cle 27, At Den 20
 1974—At Cle 23, Den 21
 1975—At Den 16, Cle 15
 1976—At Den 44, Cle 13

1978—Den 19, At Cle 7
 1980—Den 19, At Cle 16
 1981—At Den 23, Cle 20 (OT)
 1983—At Den 27, Cle 6
 1984—Den 24, At Cle 14
 1988—At Den 30, Cle 7
 1989—At Cle 16, Den 13
 1990—Cle 30, At Den 29
 (Broncos 9, Browns 5)

DALLAS COWBOYS
 1973—Dal 22, At Den 10
 1977—At Dal 14, Den 6
 1980—At Den 41, Dal 20
 1986—At Den 29, Dal 14
 (Broncos 2, Cowboys 2)

DETROIT LIONS
 1971—Det 24, At Den 20
 1974—Den 31, At Det 27
 1978—At Det 17, Den 14
 1981—At Den 27, Det 21
 1984—Den 28, At Det 7
 1987—At Den 34, Det 0
 1990—At Det 40, Den 27
 (Broncos 4, Lions 3)

GREEN BAY PACKERS
 1971—At GB 34, Den 13 (Milw.)
 1975—At Den 23, GB 13
 1978—At Den 16, GB 3
 1984—At Den 17, GB 14
 1987—At GB 17, Den 17 (OT) (Milw.)
 1990—At Den 22, GB 13
 (Broncos 4, Packers 1, 1 tie)

HOUSTON OILERS
 1960—Hou 45, At Den 25
 1960—At Hou 20, Den 10
 1961—Hou 55, At Den 14
 1961—At Hou 45, Den 14
 1962—At Den 20, Hou 10
 1962—At Hou 34, Den 17
 1963—At Hou 20, Den 14
 1963—Hou 33, At Den 24
 1964—Hou 38, At Den 17
 1964—At Hou 34, Den 15
 1965—At Den 28, Hou 17
 1965—Den 31, At Hou 21
 1966—At Hou 45, Den 7
 1966—At Den 40, Hou 38
 1967—At Hou 10, Den 6
 1967—Hou 20, At Den 18
 1968—At Hou 38, Den 17
 1969—At Hou 24, Den 21
 1969—At Den 20, Hou 20
 1970—At Hou 31, Den 21
 1972—At Den 30, Hou 17
 1973—Den 48, At Hou 20
 1974—At Den 37, Hou 14
 1976—At Hou 17, Den 3
 1977—Den 24, At Hou 14
 1980—Hou 20, At Den 16
 1983—Den 26, At Hou 14
 1985—At Den 31, Hou 20
 1987—Hou 40, At Den 10
 (Broncos 10, Oilers 18, 1 tie)

INDIANAPOLIS COLTS
(Baltimore Colts 1953-83)
 1974—Den 17, At Bal 6
 1977—At Den 27, Bal 13
 1978—At Bal 7, Den 6
 1981—At Den 28, Bal 10
 1983—Den 17, At Bal 10
 1983—At Den 21, Bal 19

SERIES RECORDS (Continued)

1985—Den 15, At Ind 10
1988—At Ind 55, Den 23
1989—At Den 14, Ind 3
1990—Den 27, At Ind 17
(Broncos 8, Colts 2)

KANSAS CITY CHIEFS (Dallas Texans 1960-62)

1960—Dal 17, At Den 14
1960—At Dal 34, Den 7
1961—Dal 19, At Den 12
1961—At Dal 49, Den 21
1962—Dal 24, At Den 3
1962—At Dal 17, Den 10
1963—KC 59, At Den 7
1963—At KC 52, Den 21
1964—At Den 33, KC 27
1964—At KC 49, Den 39
1965—KC 31, At Den 23
1965—At KC 45, Den 35
1966—At KC 37, Den 10
1966—KC 56, At Den 10
1967—At KC 52, Den 9
1967—KC 38, At Den 24
1968—At KC 34, Den 2
1968—KC 30, At Den 7
1969—KC 26, At Den 13
1969—At KC 31, Den 17
1970—At Den 26, KC 13
1970—At KC 16, Den 0
1971—KC 16, At Den 3
1971—At KC 28, Den 10
1972—KC 45, At Den 24
1972—At KC 24, Den 21
1973—At KC 16, Den 14
1973—At Den 14, KC 10
1974—Den 17, At KC 14
1974—KC 42, At Den 34
1975—At Den 37, KC 33
1975—At KC 26, Den 13
1976—Den 35, At KC 26
1976—At Den 17, KC 16
1977—At Den 23, KC 7
1977—Den 14, At KC 7
1978—Den 23, At KC 17 (OT)
1978—At Den 24, KC 3
1979—Den 24, At KC 10
1979—At Den 20, KC 3
1980—KC 23, At Den 17
1980—At KC 31, Den 14
1981—At KC 28, Den 14
1981—At Den 16, KC 13
1982—KC 37, At Den 16
1983—At Den 27, KC 24
1983—At KC 48, Den 17
1984—At Den 21, KC 0
1984—At KC 16, Den 13
1985—Den 30, At KC 10
1985—At Den 14, KC 13
1986—At Den 38, KC 17
1986—At KC 37, Den 10
1987—Den 26, At KC 17
1987—At Den 20, KC 17
1988—At KC 20, Den 13
1988—At Den 17, KC 11
1989—At Den 34, KC 20
1989—Den 16, At KC 13
1990—At Den 24, KC 23
1990—At KC 31, Den 20
(Broncos 25, Chiefs 36)

LOS ANGELES RAIDERS (Oakland Raiders 1960-81)

1960—At Den 31, Oak 14
1960—At Oak 48, Den 10
1961—At Oak 33, Den 19

1961—At Den 27, Oak 24
1962—At Den 44, Oak 7
1962—Den 23, At Oak 6
1963—Oak 26, At Den 10
1963—At Oak 35, Den 31
1964—At Oak 40, Den 7
1964—At Den 20, Oak 20
1965—Oak 28, At Den 20
1965—At Oak 24, Den 13
1966—Oak 17, At Den 3
1966—At Oak 28, Den 10
1967—At Oak 51, Den 0
1967—Oak 21, At Den 17
1968—Oak 43, At Den 7
1968—At Oak 33, Den 27
1969—Oak 24, At Den 14
1969—At Oak 41, Den 10
1970—At Oak 35, Den 23
1970—Oak 24, At Den 19
1971—Oak 27, At Den 16
1971—At Oak 21, Den 13
1972—Den 30, At Oak 23
1972—Oak 37, At Den 20
1973—At Den 23, Oak 23
1973—At Oak 21, Den 17
1974—Oak 28, At Den 17
1974—Den 20, At Oak 17
1975—Oak 42, At Den 17
1975—At Oak 17, Den 10
1976—Oak 17, At Den 10
1976—At Oak 19, Den 3
1977—Den 30, At Oak 7
1977—Oak 24, At Den 14
1978—At Den 14, Oak 6
1978—Den 21, At Oak 6
1979—At Oak 27, Den 3
1979—Oak 14, At Den 10
1980—At Oak 9, Den 3
1980—Oak 24, At Den 21
1981—At Den 9, Oak 7
1981—Den 17, At Oak 0
1982—At LA 27, Den 10
1983—LA 22, At Den 7
1983—At LA 22, Den 20
1984—At Den 16, LA 13
1984—Den 22, At LA 19 (OT)
1985—At LA 31, Den 28 (OT)
1985—LA 17, At Den 14 (OT)
1986—At Den 38, LA 36
1986—Den 21, At LA 10
1987—At Den 30, LA 14
1987—Den 23, At LA 17
1988—LA 30, At Den 27 (OT)
1988—At LA 21, Den 20
1989—At Den 31, LA 21
1989—At LA 16, Den 13 (OT)
1990—At LA 14, Den 9
1990—LA 23, At Den 20
(Broncos 18, Raiders 41, 2 ties)

LOS ANGELES RAMS

1972—Den 16, At LA 10
1974—LA 17, At Den 10
1979—LA 13, At Den 9
1982—Den 27, At LA 24
1985—At LA 20, Den 16
1988—At Den 35, LA 24
(Broncos 3, Rams 3)

MIAMI DOLPHINS

1966—At Mia 24, Den 7
1966—At Den 17, Mia 7
1967—At Mia 35, Den 21
1968—At Den 21, Mia 14
1969—At Mia 27, Den 24
1971—At Den 10, Mia 10

SERIES RECORDS (Continued)

1975—At Mia 14, Den 13
1985—Mia 30, At Den 26
(Broncos 2, Dolphins 5, 1 tie)

MINNESOTA VIKINGS

1972—Min 23, At Den 20
1978—At Min 12, Den 9 (OT)
1981—At Den 19, Min 17
1984—At Den 42, Min 21
1987—At Min 34, Den 27
1990—At Min 27, Den 22
(Broncos 2, Vikings 4)

NEW ENGLAND PATRIOTS (Boston Patriots 1960-70)

1960—Den 13, At Bos 10
1960—At Den 31, Bos 24
1961—At Bos 45, Den 17
1961—Bos 28, At Den 24
1962—At Bos 41, Den 16
1962—Bos 33, At Den 29
1963—At Den 14, Bos 10
1963—At Bos 40, Den 21
1964—Bos 39, At Den 10
1964—At Bos 12, Den 7
1965—Den 27, At Bos 10
1965—Bos 28, At Den 20
1966—Bos 24, At Den 10
1966—Den 17, At Bos 10
1967—At Den 26, Bos 21
1968—Bos 20, At Den 17
1968—Den 35, At Bos 14
1969—At Den 35, Bos 7
1972—At Den 45, NE 21
1976—At NE 38, Den 14
1979—At Den 45, NE 10
1980—At NE 23, Den 14
1984—At Den 26, NE 19
1986—At Den 27, NE 20
1987—At Den 31, NE 20
1988—At Den 21, NE 10
(Broncos 14, Patriots 12)

NEW ORLEANS SAINTS

1970—Den 31, At NO 6
1974—At Den 33, NO 17
1979—At Den 10, NO 3
1985—At Den 34, NO 23
1988—At NO 42, Den 0
(Broncos 4, Saints 1)

NEW YORK GIANTS

1972—At NY 29, Den 17
1976—At Den 14, NY 13
1980—Den 14, At NY 9
1986—At NY 19, Den 16
1989—NY 14, At Den 7
(Broncos 2, Giants 3)

NEW YORK JETS

(New York Titans 1960-62)

1960—At NY 28, Den 24
1960—NY 30, At Den 27
1961—At NY 35, Den 28
1961—At Den 27, NY 10
1962—Den 32, At NY 10
1962—NY 46, At Den 45
1963—Den 35, NY 35
1963—NY 14, At Den 9
1964—At NY 30, Den 6
1964—At Den 20, NY 16
1965—At Den 16, NY 13
1965—At NY 45, Den 10
1966—NY 16, At Den 7
1967—NY 38, At Den 24
1967—Den 33, At NY 24

1968—Den 21, At NY 13
1969—At Den 21, NY 19
1973—Den 40, At NY 28
1976—At Den 46, NY 3
1978—NY 31, At Den 28
1980—At Den 31, NY 24
1986—At NY 22, Den 10
(Broncos 10, Jets 11, 1 tie)

PHILADELPHIA EAGLES

1971—At Phi 17, Den 16
1975—At Den 25, Phi 10
1980—At Phi 27, Den 6
1983—Phi 13, At Den 10
1986—Den 33, At Phi 7
1989—Phi 28, At Den 24
(Broncos 2, Eagles 4)

PHOENIX CARDINALS (St. Louis Cardinals 1960-1987)

1973—Den 17, At SL 17
1977—At Den 7, SL 0
1989—Den 37, At Phx 0
(Broncos 2, Cardinals 0, 1 tie)

PITTSBURGH STEELERS

1970—At Den 16, Pit 13
1971—Den 22, At Pit 10
1973—Den 23, At Pit 13
1974—At Den 35, Pit 35 (OT)
1975—At Pit 20, Den 9
1977—At Den 21, Pit 7
1978—Pit 21, At Den 17
1979—At Pit 42, Den 7
1983—Den 14, At Pit 10
1985—Den 31, At Pit 23
1986—Den 21, At Pit 10
1988—At Pit 39, Den 23
1989—At Den 34, Pit 7
1990—Pit 34, At Den 17
(Broncos 8, Steelers 5, 1 tie)

SAN DIEGO CHARGERS

(Los Angeles Chargers 1960)

1960—LA 23, At Den 19
1960—At LA 41, Den 33
1961—At SD 37, Den 0
1961—SD 19, At Den 16
1962—At Den 30, SD 21
1962—Den 23, At SD 20
1963—At Den 50, SD 34
1963—At SD 58, Den 20
1964—At SD 42, Den 14
1964—SD 31, At Den 20
1965—At SD 34, Den 31
1965—SD 35, At Den 21
1966—At SD 24, Den 17
1966—At Den 20, SD 17
1967—SD 38, At Den 21
1967—At SD 24, Den 20
1968—At SD 55, Den 24
1968—SD 47, At Den 23
1969—At Den 13, SD 0
1969—At SD 45, Den 24
1970—At SD 24, Den 21
1970—At Den 17, SD 17
1971—At Den 20, SD 16
1971—At SD 45, Den 17
1972—At SD 37, Den 14
1972—At Den 38, SD 13
1973—At Den 30, SD 19
1973—Den 42, At SD 28
1974—At Den 27, SD 7
1974—At SD 17, Den 0
1975—Den 27, At SD 17
1975—At Den 13, SD 10 (OT)

SERIES RECORDS (Continued)

1976—At Den 26, SD 0
 1976—Den 17, At SD 0
 1977—Den 14, At SD 10
 1977—At Den 17, SD 9
 1978—At Den 27, SD 14
 1978—At SD 23, Den 0
 1979—At Den 7, SD 0
 1979—At SD 17, Den 7
 1980—SD 30, At Den 13
 1980—Den 20, At SD 13
 1981—At Den 42, SD 24
 1981—At SD 34, Den 17
 1982—SD 23, At Den 3
 1982—At SD 30, Den 20
 1983—At Den 14, SD 6
 1983—At SD 31, Den 7
 1984—At Den 16, SD 13
 1984—Den 16, At SD 13
 1985—At SD 30, Den 10
 1985—At Den 30, SD 24 (OT)
 1986—Den 31, At SD 14
 1986—SD 9, At Den 3
 1987—Den 31, At SD 17
 1987—At Den 24, SD 0
 1988—At Den 34, SD 3
 1988—Den 12, At SD 0
 1989—At Den 16, SD 10
 1989—At SD 19, Den 16
 1990—At SD 19, Den 7
 1990—At Den 20, SD 10
 (Broncos 31, Chargers 30, 1 tie)

SAN FRANCISCO 49ERS

1970—At SF 19, Den 14
 1973—SF 36, At Den 34
 1979—Den 38, At SF 28
 1982—At Den 24, SF 21
 1985—At Den 17, SF 16
 1988—Den 16, At SF 13 (OT)
 (Broncos 4, 49ers 2)

DENVER BRONCOS MONDAY NIGHT GAMES

Overall record: 12-13-1
 (Home team in caps)

Cleveland 30, DENVER 29, Oct. 8, 1990
 DENVER 24, Kansas City 23, Sept. 17, 1990
 Denver 14, WASHINGTON 10, Nov. 20, 1989
 Denver 28, BUFFALO 14, Sept. 18, 1989
 INDIANAPOLIS 55, Denver 23, Oct. 31, 1988
 L.A. Raiders 30, DENVER 27 (OT), Sept. 26, 1988
 DENVER 31, Chicago 29, Nov. 16, 1987
 MINNESOTA 34, Denver 27, Oct. 26, 1987
 DENVER 30, L.A. Raiders 14, Oct. 12, 1987
 NEW YORK JETS 22, Denver 10, Oct. 20, 1986
 Denver 21, PITTSBURGH, Sept. 15, 1986
 DENVER 17, San Francisco 16, Nov. 11, 1985
 DENVER 17, Green Bay 14, Oct. 15, 1984
 DENVER 19, Minnesota 17, Nov. 2, 1981
 OAKLAND 9, Denver 3, Dec. 1, 1980
 DENVER 20, Washington 17, Oct. 13, 1980
 NEW ENGLAND 23, Denver 14, Sept. 29, 1980
 SAN DIEGO 17, Denver 7, Dec. 17, 1979
 PITTSBURGH 42, Denver 7, Oct. 22, 1979
 DENVER 16, Chicago 7, Oct. 16, 1978
 MINNESOTA 12, Denver 9 OT, Sept. 11, 1978
 OAKLAND 17, Denver 10, Dec. 8, 1975
 DENVER 23, Green Bay 13, Sept. 29, 1975
 Kansas City 42, DENVER 34, Nov. 18, 1974
 WASHINGTON 30, Denver 3, Sept. 30, 1974
 DENVER 23, Oakland 23, Oct. 22, 1973

SEATTLE SEAHAWKS

1977—Den 24, At Sea 13
 1978—At Den 28, Sea 7
 1978—Den 20, At Sea 17 (OT)
 1979—At Den 37, Sea 34
 1979—At Sea 28, Den 23
 1980—At Den 36, Sea 20
 1980—Den 25, At Sea 17
 1981—At Sea 13, Den 10
 1981—At Den 23, Sea 13
 1982—Sea 17, At Den 10
 1982—At Sea 13, Den 11
 1983—At Sea 27, Den 19
 1983—At Den 38, Sea 27
 1984—Sea 27, At Den 24
 1984—Den 31, At Sea 14
 1985—At Den 13, Sea 10 (OT)
 1985—Den 27, At Sea 24
 1986—At Den 20, Sea 13
 1986—At Sea 41, Den 16
 1987—At Den 40, Sea 17
 1987—At Sea 28, Den 21
 1988—Sea 21, At Den 14
 1988—At Sea 42, Denver 14
 1989—Den 24, At Sea 21 (OT)
 1989—At Den 41, Sea 14
 1990—At Den 34, Sea 31 (OT)
 1990—At Sea 17, Den 12
 (Broncos 16, Seahawks 11)

TAMPA BAY BUCCANEERS

1976—At Den 48, TB 13
 1981—Den 24, At TB 7
 (Broncos 2, Buccaneers 0)

WASHINGTON REDSKINS

1970—Was 19, At Den 3
 1974—At Was 30, Den 3
 1980—At Den 20, Was 17
 1986—At Den 31, Was 30
 1989—Den 14, At Was 10
 (Broncos 3, Redskins 2)

DENVER BRONCOS THURSDAY-SUNDAY NIGHT GAMES

Overall record: 3-5-0
 (Home team in caps)

SEATTLE 17, Denver 12, Dec. 23, 1990
 MINNESOTA 27, Denver 22, Nov. 4, 1990
 SEATTLE 42, Denver 14, Sun., Dec. 11, 1988
 SEATTLE 28, Denver 21, Sun., Dec. 19, 1987
 Denver 27, SEATTLE 24, Fri., Dec. 20, 1985
 Denver 24, CLEVELAND 14, Sun., Sept. 16, 1984
 Los Angeles Rams 13, DENVER 9, Thurs., Sept. 6, 1979
 DENVER 21, Oakland 6, Sun., Dec. 3, 1978

DENVER BRONCOS OVERTIME GAMES

Overall record: 12-6-2
 (Home team in caps)

Chicago 16, DENVER 13, Nov. 18, 1990
 DENVER 34, Seattle 31, Sept. 23, 1990
 LOS ANGELES RAIDERS 16, Denver 13, Dec. 3, 1989
 Denver 24, SEATTLE 21, Oct. 22, 1989
 Denver 16, SAN FRANCISCO 13, Oct. 9, 1988
 L.A. Raiders 30, DENVER 27, Sept. 26, 1988
 Denver 17, GREEN BAY (Milw.) 17, Sept. 20, 1987
 Denver 23, CLEVELAND 20, Jan. 11, 1987 (AFC Championship)
 Los Angeles Raiders 17, DENVER 14, Dec. 8, 1985
 LOS ANGELES RAIDERS 31, Denver 28, Nov. 24, 1985
 DENVER 30, San Diego 24, Nov. 17, 1985
 DENVER 13, Seattle 10, Oct. 20, 1985
 Denver 22, LOS ANGELES RAIDERS 19, Oct. 28, 1984
 DENVER 23, Cleveland 20, Nov. 8, 1981
 Denver 20, ATLANTA 17, Sept. 16, 1979
 Denver 20, SEATTLE 17, Oct. 29, 1978
 Denver 23, KANSAS CITY 17, Sept. 24, 1978
 MINNESOTA 12, Denver 9, Sept. 11, 1978
 DENVER 13, San Diego 10, Nov. 30, 1975
 DENVER 35, Pittsburgh 35, Sept. 22, 1974

1991 PRE-GAME AND HALFTIME ENTERTAINMENT SCHEDULE

Data	Game	Guest Performers	Kickoff Time
Aug. 2	Indianapolis	Rocky Mountain Cheerleaders Assn.	7:00pm
Aug. 9	Miami	Pueblo Pride City Band — DBYF	6:00pm
Sept. 1	Cincinnati	Colorado State University Band	2:00pm
Sept. 15	Seattle	University of Northern Colorado Band	2:00pm
Sept. 22	San Diego	Texas Tech University Band	2:00pm
Oct. 20	Kansas City	Alumni Reunion (no band)	2:00pm
Nov. 3	Pittsburgh	University of Colorado Band	6:00pm
Nov. 10	Los Angeles	U.S. Air Force Academy Drum and Bugle	2:00pm
Dec. 1	New England	U.S. Marine Corps Drum and Bugle Corps	2:00pm
Dec. 15	Phoenix	Denver area Kicking Contest Colorado National Guard	2:00pm

PLAYOFF HISTORY

SAN FRANCISCO 55, DENVER 10 SUPER BOWL XXIV

NEW ORLEANS, LA., Jan. 28 — The San Francisco Forty-Niners captured their fourth World Championship with a 55-10 victory over Denver in Super Bowl XXIV, played in the New Orleans Superdome. San Francisco QB Joe Montana completed 22 of 29 passes for 297 yards and five touchdowns, three to WR Jerry Rice. The Forty-Niners scored two touchdowns in every quarter and outgained the Broncos 461 yards to 167. After stopping Denver on the game's initial possession, San Francisco drove 66 yards in 10 plays, scoring on a 20-yard pass from Montana to Rice. The Broncos next possession covered 49 yards in 10 plays and resulted in a 42-yard field goal by David Treadwell. After limiting the Niners to four yards on their next drive, Denver took possession on its own 49, but on first down RB Bobby Humphrey fumbled and DE Kevin Fagan recovered for San Francisco on the Niners' 46. That turnover led to a seven-yard TD pass from Montana to TE Brent Jones, and after a failed extra point attempt, San Francisco led 13-3 with three seconds left in the first quarter. The Broncos failed to cross mid-field in the second period while the Niners scored on a one-yard run by RB Tom Rathman and a 38-yard pass from Montana to Rice. San Francisco was unable to move the ball to the initial drive of the second half, but Elway was intercepted on the first play of Denver's next drive and the Niners took possession on the Broncos' 28. On first down Montana threw a TD pass to Rice to put his team up 34-3. The next Denver drive also ended with an interception, leading to a 35-yard scoring pass from Montana to WR John Taylor. The Broncos, spurred by a 34-yard run by Humphrey, moved 61 yards in five plays and a penalty to score on a three-yard run by Elway. San Francisco roared back with an 11-play, 75-yard drive that ended with a three-yard TD run by Rathman. Following another Bronco fumble, RB Roger Craig plowed one-yard into the endzone to round out the scoring.

San Francisco	13	14	14	14	—	55
Denver	3	0	7	0	—	10

SF-Rice 20 pass from Montana (Cofer kick) (10-66)
Den-Treadwell 42 FG (10-49)
SF-Jones 7 pass from Montana (kick failed) (10-54)
SF-Rathman 1 run (Cofer kick) (14-69)
SF-Rice 38 pass from Montana (Cofer kick) (5-59)
SF-Rice 28 pass from Montana (Cofer kick) (1-28)
SF-Taylor 35 pass from Montana (Cofer kick) (2-37)
Den-Elway 3 run (Treadwell kick) (5-61)
SF-Rathman 3 run (Cofer kick) (11-75)
SF-Craig 1 run (Cofer kick) (1-1)
Attendance — 72,919

INDIVIDUAL STATISTICS

San Francisco

RUSHING — Craig 20-69, Montana 2-15, Rathman 11-38, Flagler 6-14, Sydney 1-2, Young 4-6. **PASSING** — Montana 22-29-0, 297 yards, Young 2-3-0, 20 yards. **RECEIVING** — Craig 5-34, Rice 7-148, Jones 1-7, Rathman 4-43, Walls 1-9, Taylor 3-49, Williams 1-7, Sydney 1-7, Sherrard 1-13. **INTERCEPTIONS** — Walter 1-4, Brooks 1-38. **SACKS** — Griffin 1-6, Kugler 1-2, Fagan 1-6, Roberts 1-12, Stubbs 2-7.

Denver

RUSHING — Elway 4-8, Humphrey 12-61, Winder 1-(-5). **PASSING** — Elway 10-26-2, 108 yards, Kubiak 1-3-0, 28 yards. **RECEIVING** — Humphrey 3-38, Winder 1-7, Kay 1-6, Johnson 2-21, Sewell 2-22, Bratton 1-14, Nattiel 1-28. **INTERCEPTIONS** — none. **SACKS** — Braxton 1-0.

STARTERS

WR 82 Vance Johnson	LE 92 Alphonso Carreker
LT 60 Gerald Perry	NT 71 Greg Kragen
LG 66 Jim Juriga	RE 90 Ron Holmes
C 72 Keith Kartz	LOLB 56 Michael Brooks
RG 67 Doug Widell	LILB 55 Rick Dennison
RT 76 Ken Lanier	RILB 77 Karl Mecklenburg
TE 89 Orson Mobley	ROLB 73 Simon Fletcher
WR 80 Mark Jackson	LCB 34 Tyrone Braxton
QB 7 John Elway	RCB 24 Wymon Henderson
RB 30 Steve Sewell	SS 49 Dennis Smith
RB 26 Bobby Humphrey	FS 27 Steve Atwater

SUBSTITUTIONS — 2 M. Horan, 8 G. Kubiak, 9 D. Treadwell, 23 S. Winder, 25 K. Corrington, 29 D. Carrington, 32 M. Bratton, 35 K. Bell, 36 M. Haynes, 48 R. Robbins, 51 M. Munford, 54 K. Bishop, 58 S. Curtis, 59 T. Lucas, 61 A. Townsend, 65 M. Smith, 68 B. Henke, 83 M. Young, 84 R. Nattiel, 86 P. Green, 88 C. Kay, 91 W. Powers, 97 B. Klostermann. **INACTIVE** — 40 J. Alexander, 57 M. Ruether.

DENVER 37, CLEVELAND 21 AFC CHAMPIONSHIP GAME

DENVER, COLO., Jan. 14 — The Denver Broncos won their third American Football Conference Championship in four years with a dynamic 37-21 victory over Cleveland before 76,005 fans in Mile High Stadium. Broncos QB John Elway threw for 385 yards and three TDs, RB Sammy Winder tied a Denver postseason record with two touchdowns, and SS Dennis Smith nabbed two of the Broncos' three interceptions. Denver had 497 yards of total offense to the Browns' 256 and had a time of possession of 36:53. The Broncos took the opening kickoff and drove to the Cleveland one, but on third down, Elway's pitch to RB Bobby Humphrey was fumbled and the Browns' Andrew Stewart recovered on the eight. With five minutes left in the first quarter, Smith picked off a Bernie Kosar pass and returned it to the Cleveland 32. Denver moved to the Cleveland 12 but had to settle for a 29-yard field goal by David Treadwell. Neither team mounted scoring drives until the Broncos took possession on their own 18 with 6:54 left in the half. On first down Elway hit WR Mark Jackson for 12 yards, and three plays later he connected with WR Michael Young for a 70-yard touchdown play. The Browns took the opening kickoff to the second half and drove 70 yards in six plays, scoring on a 27-yard pass from Kosar to Brian Brennan. Denver roared right back on its next possession, going 80 yards in six plays and scoring on a five-yard pass from Elway to TE Orson Mobley. The key play on that drive was a 53-yard pass from Elway to Young. Cleveland was unable to move the ball and punted back to Denver. The Broncos moved from their own 40, and buoyed by a 25-yard run by Elway, covered 60 yards in six plays and scored a seven-yard run by Winder, making the score 24-7. The Browns needed just six plays to go 72 yards and score on a 10-yard Kosar-to-Brennan pass, and two plays into Denver's next drive, Cleveland's Felix Wright recovered a Denver fumble and returned it to the Bronco one. One second down Tim Manoa barreled over from the two, cutting Denver's lead to 24-21 with one second left in the third quarter. The Broncos shut out the Browns in the final quarter while posting 13 points. Their initial drive of the quarter covered 80 yards in six plays and ended with a 39-yard touchdown pass from Elway to Winder. Denver's Kip Corrington intercepted Kosar to set the Broncos up on the Cleveland 39. Denver got as far as the Browns' 17 but had to settle for a 34-yard Treadwell field goal. Smith grabbed his second interception to end the Browns' next drive, leading to a 31-yard field goal.

Cleveland	0	0	21	0	—	21
Denver	3	7	14	13	—	37

Den-Treadwell 29 FG (5-20)
Den-Young 70 pass from Elway (Treadwell kick) (4-82)
Clev-Brennan 27 pass from Kosar (Bahr kick) (8-70)
Den-Mobley 5 pass from Elway (Treadwell kick) (6-80)
Den-Winder 7 run (Treadwell kick) (6-60)
Clev-Brennan 10 pass from Kosar (Bahr kick) (6-72)
Clev-Manoa 2 run (Bahr kick) (2-1)
Den-Winder 39 pass from Elway (Treadwell kick) (6-80)
Den-Treadwell 34 FG (7-22)
Den-Treadwell 31 FG (10-34)
Attendance — 76,005

Team Statistics

	Clev	Den
First Downs	14	22
Rushes-yards	14-66	39-120
Passing yards	190	377
Sacked-yards lost	4-20	1-8
Return yards	7	50
Passes	44-19-3	36-20-0
Punts	8-42.3	5-46.4
Fumbles-lost	3-0	2-2
Penalties-yards	8-55	1-5
Time of Possession	23:07	36:53

INDIVIDUAL STATISTICS

Cleveland

RUSHING — Mack 6-36, Metcalf 3-4, Kosar 2-22, Langhorne 1-(-1), Manoa 2-5. **PASSING** — Kosar 19-44-3, 210 yards. **RECEIVING** — Metcalf 2-7, Brennan 5-58, Langhorne 5-78, Slaughter 3-36, Manoa 1-8, Mack 2-8, Tillman 1-15. **INTERCEPTIONS** — None. **SACKS** — Hairston 1-8.

Denver

RUSHING — Humphrey 8-23, Elway 5-39, Winder 21-37, Sewell 4-17, Bratton 1-4. **PASSING** — Elway 20-36-0, 385 yards. **RECEIVING** — Johnson 7-91, Sewell 3-55, Humphrey 1-23, Jackson 2-25, Young 2-123, Bratton 1-7, Winder 2-39, Mobley 2-22. **INTERCEPTIONS** — Smith 2-13, Corrington 1-1. **SACKS** — Fletcher 2-3, Townsend 1-10, Carreker 1-7.

DENVER STARTERS

WR 82 Vance Johnson	LE 92 Alphonso Carreker
LT 60 Gerald Perry	NT 71 Greg Kragen
LG 66 Jim Juriga	RE 90 Ron Holmes
C 72 Keith Kartz	LOLB 56 Michael Brooks
RG 67 Doug Widell	LILB 55 Rick Dennison
RT 76 Ken Lanier	RILB 77 Karl Mecklenburg
TE 87 Pat Kelly	ROLB 73 Simon Fletcher
WR 80 Mark Jackson	LCB 34 Tyrone Braxton
QB 7 John Elway	RCB 24 Wymon Henderson
FB 32 Mel Bratton	SS 49 Dennis Smith
RB 26 Bobby Humphrey	FS 27 Steve Atwater

SUBSTITUTIONS — 2 M. Horan, 8 G. Kubiak, 9 D. Treadwell, 23 S. Winder, 25 K. Corrington, 29 D. Carrington, 30 S. Sewell, 35 K. Bell, 36 M. Haynes, 48 R. Robbins, 51 M. Munford, 54 K. Bishop, 58 S. Curtis, 59 T. Lucas, 61 A. Townsend, 65 M. Smith, 68 B. Henke, 83 M. Young, 84 R. Nattiel, 88 C. Kay, 89 O. Mobley, 91 W. Powers, 97 B. Klostermann. **INACTIVE** — 40 J. Alexander, 57 M. Ruether.

DENVER 24, PITTSBURGH 23 AFC DIVISIONAL PLAYOFF GAME

DENVER, COLO., Jan. 7 — The Denver Broncos advanced to their third AFC Championship Game in four years with a come-from-behind 24-23 victory over the Steelers before 75,868 in Mile High Stadium. Although Pittsburgh held the upper hand in total yards, 404 to 364, and time of possession, 34:14 to 25:46, Denver was able to mount a late fourth quarter drive and score the winning touchdown with just 2:27 remaining. The Steelers took the opening kickoff and drove 65 yards in 13 plays, scoring on a 32-yard Gary Anderson field goal. Late in the opening quarter Pittsburgh took possession at its own seven-yard line, but on first down RB Merrill Hoge ran for 45 yards to the Bronco 48. Quarterback Bubby Brister connected with RB Tim Worley for a 33-yard gain on the next play, and three plays later Hoge scored on a seven-yard run to put Pittsburgh up 10-0. The Broncos took their first possession of the second quarter and drove 75 yards in 12 plays to score on a one-yard plunge by RB Mel Bratton on third-and-goal. The Steelers roared back, traveling 77 yards in 12 plays to score on a nine-yard pass from Brister to WR Louis Lipps. The Broncos got the ball back on their own 33 with 20 seconds left in the half. On first down, QB John Elway and WR Mark Jackson combined for 26 yards, and then Elway fired a 15-yard pass to WR Ricky Nattiel, giving Denver the ball on the Pittsburgh 26 with two seconds left. David Treadwell kicked a 43-yard field, making the score 17-10 in favor of Pittsburgh at halftime. Early in the third quarter, Denver NT Greg Kragen forced a Tim Worley fumble, and CB Tyrone Braxton recovered for the Broncos on the Steeler 37. On first down Elway hit WR Vance Johnson for a touchdown, tying the score at 17 apiece. Pittsburgh's next two possessions ended in Anderson field goals and the Steelers held a 23-17 lead in the early stages of the fourth quarter. After an exchange of punts the Broncos took possession on their own 29 with 7:06 left in the game. After a first down penalty, making it first-and-19 from the 20, Elway hit Jackson for 18 yards. On the next play, Elway handed off the RB Bobby Humphrey, who pitched the ball back to Elway, and he threw a 36-yard strike to Johnson, giving Denver a first down on the Steeler 26. Humphrey ran on the next four plays, gaining 24 yards and taking the ball to the two. On third-and-goal from the one, Bratton scored again and Treadwell's extra point gave Denver its first lead of the game with 2:27 left. Pittsburgh got the ball on its own 20, but on third down Brister's signals were drowned out by the crowd and he mishandled the snap. Randy Robbins recovered for Denver on the Pittsburgh 18 and the Broncos were able to run out the clock to preserve the victory.

Pittsburgh	3	14	3	3	—	23
Denver	0	10	7	7	—	24

Pitt-Anderson 32 FG (13-65)	
Pitt-Hoge 7 run (Anderson kick) (5-93)	
Den-Bratton 1 run (Treadwell kick) (12-75)	
Pitt-Lipps 9 pass from Brister (Anderson kick) (12-77)	
Den-Treadwell 43 FG (3-41)	
Den-Johnson 37 pass from Elway (Treadwell kick) (1-37)	
Pitt-Anderson 35 FG (10-62)	
Pitt-Anderson 32 FG (10-34)	
Den-Bratton 1 run (Treadwell kick) (9-71)	
Attendance — 75,868	

Team Statistics	Pitt	Den
First Downs	19	19
Rushes-yards	32-175	31-138
Passing yards	229	226
Sacked-yards lost	0-0	1-13
Return yards	26	6
Passes	29-19-0	20-12-1
Punts	2-43.0	4-37.5
Fumbles-lost	2-2	1-0
Penalties-yards	8-50	2-19
Time of Possession	34:14	25:46

INDIVIDUAL STATISTICS

Pittsburgh

RUSHING — Worley 13-50, Hoge 16-120, Brister 2-4, Lipps 1-1. **PASSING** — Brister 19-29-0, 229 yards. **RECEIVING** — Lipps 3-29, Stone 3-18, Mularky 2-36, Worley 1-33, Hoge 8-60, Thompson 1-23, Stock 1-30. **INTERCEPTIONS** — Everett 1-26. **SACKS** — A. Jones 1-13.

Denver

RUSHING — Humphrey 18-85, Elway 7-44, Bratton 4-3, Sewell 1-6, Winder 1-0. **PASSING** — Elway 12-20-1, 239 yards. **RECEIVING** — Jackson 5-111, Young 2-22, Humphrey 1-6, Nattiel 1-15, Johnson 3-85. **INTERCEPTIONS** — none. **SACKS** — none.

DENVER STARTERS

WR 82 Vance Johnson	LE 92 Alphonso Carreker
LT 60 Gerald Perry	NT 71 Greg Kragen
LG 66 Jim Juriga	RE 90 Ron Holmes
C 72 Keith Kartz	LOLB 56 Michael Brooks
RG 67 Doug Widell	LILB 51 Marc Munford
RT 76 Ken Lanier	RILB 77 Karl Mecklenburg
TE 89 Orson Mobley	ROLB 73 Simon Fletcher
WR 80 Mark Jackson	LCB 34 Tyrone Braxton
QB 7 John Elway	RCB 24 Wymon Henderson
FB 32 Mel Bratton	SS 49 Dennis Smith
RB 26 Bobby Humphrey	FS 27 Steve Atwater

SUBSTITUTIONS — 2 M. Horan, 8 G. Kubiak, 9 D. Treadwell, 23 S. Winder, 25 K. Corrington, 29 D. Carrington, 30 S. Sewell, 35 K. Bell, 36 M. Haynes, 48 R. Robbins, 54 K. Bishop, 55 R. Dennison, 58 S. Curtis, 59 T. Lucas, 61 A. Townsend, 65 M. Smith, 68 B. Henke, 83 M. Young, 84 R. Nattiel, 87 P. Kelly, 88 C. Kay, 91 W. Powers, 97 B. Klostermann. **INACTIVE** — 40 J. Alexander, 57 M. Ruether.

WASHINGTON 42, DENVER 10 SUPER BOWL XXII

SAN DIEGO, Calif., Jan. 31 — The Washington Redskins scored 35 points in the second quarter to power their 42-10 victory over the Broncos in Super Bowl XXII, played at San Diego Jack Murphy Stadium. Super Bowl MVP Doug Williams of Washington completed 18 of 29 passes for 340 yards and four TDs, while rusher Timmy Smith gained 204 yards on 22 carries, scoring twice, and wide receiver Ricky Sanders caught nine passes for 193 yards and two touchdowns. Overall, The Redskins gained 602 yards of total offense to Denver's 327. The Broncos took the early lead on their first play from scrimmage, a 56-yard bomb from John Elway to Ricky Nattiel, coming with just 1:57 gone in the game. Denver's next possession stalled at the Redskins' seven-yard line, as Rich Karlis put the Broncos up 10-0 with a 24-yard field goal. In the second quarter, however, Denver's dreams of a World Championship were blown apart by Redskins. On Washington's first play of the quarter, Williams and Sanders combined for an 80-yard TD to bring the score to 10-7. The Redskins took the lead for good on the fifth play of their next possession when Williams hit Gary Clark for 27 yards and a score. Denver got as far as the Washington 26 on its next drive, but Karlis' 43-yard field goal attempt sailed wide left. Two plays later Timmy Smith scored on a 58-yard run to increase the Washington lead to 21-10. The Redskins' next possession ended with a 50-yard Williams-to-Sanders TD pass, and minutes later, Williams and Clint Didier combined for a seven-yard TD pass to give Washington a 35-10 lead at halftime. The Broncos could move only as far as the Redskins' 48-yard line in the second half, while Washington closed out the scoring late in the game on a four-yard run by Smith.

Washington	0	35	0	7	—	42
Denver	10	0	0	0	—	10

Den-Nattiel 56 pass from Elway
(Karlis kick) (1-56)
Den-Karlis 24 FG (7-61)
Wash-Sanders 80 pass from Williams
(Haji-Sheikh kick) (1-80)
Wash-Clark 27 pass from Williams
(Haji-Sheikh kick) (5-64)
Wash-Smith 58 run
(Haji-Sheikh kick) (2-74)
Wash-Sanders 50 pass from Williams
(Haji-Sheikh kick) (3-60)
Wash-Didier 8 pass from Williams (Haji-Sheikh kick) (7-79)
Wash-Smith 4 run (Haji-Sheikh kick) (4-68)
Attendance — 73,302

INDIVIDUAL STATISTICS

Washington

RUSHING — Sanders 1-(-4), Smith 23-204, Williams 2-(-2), Bryant 8-38, Clark 1-25, Rogers 5-17, Griffin 1-2. **PASSING** — Williams 18-29-1, 340 yards, Schroeder 0-1-0. **RECEIVING** — Sanders 9-193, Smith 1-9, Bryant 1-20, Monk 1-40, Warren 2-15, Clark 3-55, Didier 1-8.

Denver

RUSHING — Elway 3-32, Sewell 1-(-3), Winder 8-30, Lang 5-38. **PASSING** — Elway 14-38-3, 257 yards, Sewell 1-1-0, 23 yards. **RECEIVING** — Nattiel 2-69, Elway 1-23, Jackson 4-76, Sewell 4-41, Winder 1-26, Lang 1-7, Kay 2-38.

STARTERS

WR 80 Mark Jackson	LE 61 Andre Townsend
LT 70 Dave Studdard	NT 71 Greg Kragen
LG 54 Keith Bishop	RE 75 Rulon Jones
C 62 Mike Freeman	LOLB 73 Simon Fletcher
RG 79 Stefan Humphries	LILB 77 Karl Mecklenburg
RT 76 Ken Lanier	RILB 98 Ricky Hunley
TE 88 Clarence Kay	ROLB 50 Jim Ryan
WR 84 Ricky Nattiel	LCB 36 Mark Haynes
QB 7 John Elway	RCB 45 Steve Wilson
RB 23 Sammy Winder	SS 49 Dennis Smith
FB 33 Gene Lang	FS 22 Tony Lilly

SUBSTITUTIONS — 2 M. Horan, 3 R. Karlis, 8 G. Kubiak, 24 T. Boddie, 27 K. Clark, 28 J. Castille, 30 S. Sewell, 34 T. Braxton, 35 K. Bell, 38 B. Plummer, 46 B. Micho, 48 R. Robbins, 55 R. Dennison, 56 M. Brooks, 59 T. Lucas, 65 W. Bowyer, 72 K. Kartz, 81 S. Watson, 82 V. Johnson, 89 O. Mobley, 90 F. Gilbert, 97 B. Kostermann. Did Not Play - 68 L. Lee.

DENVER 38, CLEVELAND 33 AFC CHAMPIONSHIP GAME

DENVER, CO., Jan. 17 — Denver's Jeremiah Castille recovered a Cleveland fumble on the Denver three-yard line with just over a minute left in the game, halting a desperate drive by the Browns and preserving a victory for Denver. With the win, Denver became the first AFC Champion since the Pittsburgh Steelers in 1978-79 to win the conference in consecutive seasons. The Broncos were presented with the first scoring opportunity of the game when Freddie Gilbert caught a deflected Bernie Kosar pass on the contest's third play. Denver took four plays to go 18 yards, scoring on an eight-yard pass from John Elway to Ricky Nattiel. The Browns next drive reached the Bronco 45 before Kevin Mack fumbled, and it was recovered by Steve Wilson on the Denver 40. Two plays later Gene Lang took off on a 42-yard run, the longest in postseason history for Denver, taking the ball to the Cleveland 11. Six plays later, faced with a third-and-goal from the three, Elway's pass into the endzone fell incomplete, but Cleveland was penalized for holding, giving the Broncos new life at the Browns' one. Steve Sewell scored on first down to give Denver a 14-0 lead with 11 minutes gone in the first quarter. The Browns took 13 plays to move 64 yards for their first points of the game, scoring on a 24-yard Matt Bahr field goal. On the sixth play of the following Bronco drive, Elway scrambled for seven yards to the Denver 46, and a Cleveland penalty put the Broncos at the Cleveland 39. Four plays later Elway hit Ricky Nattiel for 21 yards, down to the Cleveland one, and Gene Lang carried it into the endzone to up Denver's lead to 21-3. Both teams missed field goals in the latter part of the first half, and the Broncos took their 18-point lead into the dressing room at halftime. After Elway was intercepted by Felix Wright four plays into the second half, Cleveland needed just three plays to go 35 yards and score on an 18-yard pass from Bernie Kosar to Reggie Langhorne. The

Broncos answered that four plays into their next drive, when on a third-and-10 from the Denver 20, Elway scrambled right and threw a pass to Mark Jackson, who was standing at the Bronco 25. Jackson evaded two tackles and sprinted for a touchdown to complete an 80-yard scoring play and give the Broncos a 28-10 lead. Kosar and the Browns roared right back, moving 80 yards in five plays to score on a 32-yard Kosar-to-Earnest Byner pass. After a Bronco punt, Cleveland engineered another scoring drive, going 42 yards in four plays and scoring on a four-yard run by Byner to narrow the Bronco lead to 28-24. Just before the end of the third period, Rich Karlis capped off a Denver possession with a 38-yard field goal. The Browns, however, moved 86 yards in nine plays to tie the score at 31-31 on a four-yard pass from Kosar to Webster Slaughter. After an exchange of punts, Denver began a drive at their own 25 with 5:14 left in the game. On first down, Elway threw a 26-yard pass to Nattiel, and three plays later, duplicated the play to take the ball to the Cleveland 20. On the next play Elway passed to Sammy Winder, who caught it at the 23 and rambled the rest of the way into the endzone to put the Broncos up 38-31 with just over four minutes left. Kosar and the Browns rallied back and got to the Denver eight-yard line with 1:12 remaining, when Byner ran to the three, but had the ball stripped by Castille, who recovered for the Broncos. Denver was forced into a fourth down situation with 13 seconds left, and punter Mike Horan carried the ball out of the back of the endzone for a safety, making the score 38-33 in Denver's favor. After the ensuing free kick, Cleveland attempted one pass before time ran out.

Cleveland	0	3	21	9	—	33
Denver	14	7	10	7	—	38

Den-Nattiel 8 pass from Elway
(Karlis kick) (4-18)
Den-Sewell 1 run (Karlis kick) (8-60)
Clev-Bahr 24 FG (13-64)
Den-Lang 1 run (Karlis kick) (11-80)
Clev-Langhorne 18 pass from Kosar
(Karlis kick) (3-35)
Den-Jackson 80 pass from Elway
(Karlis kick) (3-80)
Clev-Byner 32 pass from Kosar
(Bahr kick) (5-80)
Clev-Byner 4 run (Bahr kick) (4-32)
Den-Karlis 38 FG (9-59)
Clev-Slaughter 4 pass from Kosar (Bahr kick) (9-86)
Den-Winder 20 pass from Elway (Karlis kick) (5-75)
Clev-Safety, Horan runs out of endzone
Attendance — 75,993

Team Statistics	Clev	Den
First downs	25	24
Rushes-yards	27-128	39-156
Passing yards	336	256
Return yards	37	13
Passes	41-26-1	26-14-1
Punts	2-48-0	3-33-7
Fumbles-lost	3-3	2-1
Penalties-yards	7-59	7-44
Time of Possession	31:37	28:23

INDIVIDUAL STATISTICS

Cleveland

RUSHING — Byner 15-67, Mack 12-61. **PASSING** — Kosar 26-41-1, 356 yards. **RECEIVING** — Byner 7-120, Newsome 3-35, Tennell 1-5, Weathers 1-19, Slaughter 4-53, Brennan 4-48, Langhorne 2-48, Mack 4-28.

Denver

RUSHING — Winder 20-72, Elway 11-36, Lang 5-51, Sewell 1-1, Boddie 1-8, Horan 1-(-12). **PASSING** — Elway 14-26-1, 281 yards. **RECEIVING** — Nattiel 5-95, Sewell 1-10, Winder 3-34, Jackson 4-134, Mobley 1-8.

STARTERS

WR 84 Ricky Nattiel	LE 61 Andre Townsend
LT 70 Dave Studdard	NT 71 Greg Kragen
LG 54 Keith Bishop	RE 75 Rulon Jones
C 62 Mike Freeman	LOLB 73 Simon Fletcher
RG 79 Stefan Humphries	LILB 77 Karl Mecklenburg
RT 76 Ken Lanier	RILB 98 Ricky Hunley
TE 88 Clarence Kay	ROLB 50 Jim Ryan
WR 80 Mark Jackson	LCB 36 Mark Haynes
QB 7 John Elway	FS 22 Tony Lilly
RB 23 Sammy Winder	SS 49 Dennis Smith
RB 33 Gene Lang	RCB 45 Steve Wilson

SUBSTITUTES — 2 M. Horan, 3 R. Karlis, 8 G. Kubiak, 24 T. Boddie, 27 K. Clark, 28 J. Castille, 30 S. Sewell, 34 T. Braxton, 35 K. Bell, 38 B. Plummer, 46 B. Micho, 48 R. Robbins, 55 R. Dennison, 56 M. Brooks, 59 T. Lucas, 65 W. Bowyer, 72 K. Kartz, 81 S. Watson, 86 M. Andrews, 89 O. Mobley, 90 F. Gilbert, 95 S. Bryan, 97 B. Klostermann.

DENVER 34, HOUSTON 10 1987 AFC DIVISIONAL PLAYOFF GAME

DENVER, CO., Jan. 10 — The Broncos advanced to the AFC Championship game after beating the Oilers 34-10, the largest margin of victory ever for the Broncos in postseason play. The Broncos were led to on defense by Mark Haynes and Karl Mecklenburg, who both picked up key interceptions, and on offense by quarterback John Elway (14 of 25, 259 yards, two TDs) and receivers Vance Johnson (four catches for 105 yards) and Clarence Kay (three catches for 57 yards and two TDs). Punter Mike Horan put the Oilers in a hole after the Broncos' first drive stalled, sending a punt to the Houston five-yard line, where two plays later, a lateral pass from Warren Moon to Mike Rozier was fumbled, and Steve Wilson recovered for Denver on the one. Gene Lang scored two plays later to give the Broncos an early 7-0 lead. Houston's next drive reached the Bronco 20-yard line before Mecklenburg intercepted a pass and returned it to the Denver 28. Elway hit Kay for 29 yards on the next play to move into Houston territory, and five plays later the same connection was made for a 27-yard touchdown pass, giving the Broncos a 14-0 lead. Both teams added field goals on their first drive of the second quarter to make the score 17-3 in Denver's favor. On the fourth Denver play after Houston's field goal, Elway threw a 55-yard bomb to Johnson to move the ball to the Oiler 11. Five plays later Elway hit Kay, again for a touchdown on a one-yard pass to up the lead to 24-3 with less than two minutes left in the half. Denver's first possession of the second half resulted in a Rich Karlis field goal. Houston then took 10 plays to reach the Denver seven, but Mark Haynes picked off a Moon pass in the end zone and returned it 57 yards, a Bronco playoff record. Houston's next drive reached the Bronco 11 but a pass on fourth down fell incomplete. The Oilers got the ball back three plays later when Patrick Allen intercepted an Elway pass, and that led to a 19-yard TD pass from Moon to Ernest Givins, cutting Denver's lead to 27-10. The Broncos' Kevin Clark recovered the onside kick that followed, and Denver moved 52 yards in seven plays to score the final points of the game on a three-yard run by Elway.

Houston	0	3	0	7	—	10
Denver	14	10	3	7	—	34

Den-Lang 1 run (Karlis kick) (2-1)
Den-Kay 27 pass from Elway
(Karlis kick) (6-72)
Den-Karlis 43 FG (7-14)
Hou-Zendejas 46 FG (12-54)
Den-Kay 1 pass from Elway
(Karlis kick) (9-80)
Den-Karlis 23 FG (5-11)
Hou-Givins 19 pass from Moon
(Zendejas kick) (3-48)
Den-Elway 3 run (Karlis kick) (7-52)
Attendance — 75,968

INDIVIDUAL STATISTICS

Houston

RUSHING — Highsmith 5-13, Rozier 9-25, Moon 5-15, Givin 1-0, Pinkett 6-20. **PASSING** — Moon 24-43-2, 264 yards. **RECEIVING** — Duncan 4-32, Givins 6-84, Hill 5-93, Williams 1-7, Drewery 2-17, Rozier 1-6, Highsmith 4-20, Pinkett 1-5.

Denver

RUSHING — Sewell 5-9, Winder 13-46, Elway 4-8, Lang 3-(-6), Bell 2-7, Kubiak 2-(-3). **PASSING** — Elway 14-25-1, 259 yards. **RECEIVING** — Johnson 4-105, Kay 3-57, Sewell 3-41, Boddie 1-15, Mobley 1-9, Nattiel 1-7, Lang 1-25.

STARTERS

WR 82 Vance Johnson	LE 61 Andre Townsend
LT 70 Dave Studdard	NT 71 Greg Kragen
LG 54 Keith Bishop	RE 75 Rulon Jones
C 62 Mike Freeman	LOLB 73 Simon Fletcher
RG 79 Stefan Humphries	LILB 77 Karl Mecklenburg
RT 76 Ken Lanier	RILB 98 Ricky Hunley
TE 88 Clarence Kay	ROLB 50 Jim Ryan
WR 80 Mark Jackson	LCB 36 Mark Haynes
QB 7 John Elway	FS 22 Tony Lilly
RB 23 Sammy Winder	SS 31 Mike Harden
H-back 89 Orson Mobley	RCB 45 Steve Wilson

SUBSTITUTES — 2 M. Horan, 3 R. Karlis, 8 G. Kubiak, 24 T. Boddie, 27 K. Clark, 28 J. Castille, 30 S. Sewell, 33 G. Lang, 34 T. Braxton, 35 K. Bell, 38 B. Plummer, 46 B. Micho, 55 R. Dennison, 56 M. Brooks, 59 T. Lucas, 65 W. Bowyer, 68 L. Lee, 72 K. Kartz, 81 S. Watson, 84 R. Nattiel, 86 M. Andrews, 90 F. Gilbert, 97 B. Klostermann.

NEW YORK GIANTS 39, DENVER 20 SUPER BOWL XXI

PASADENA, CA., Jan. 25 — The New York Giants broke open a close game with 24 unanswered points to open the second half, capturing a 39-20 win over the Broncos in Super Bowl XXI. The game, played before a crowd of 101,063 in Pasadena's Rose Bowl, featured outstanding performances by the two quarterbacks, Super Bowl MVP Phil Simms of New York (22 of 25, 268 yards, 3 TDs) and Denver's John Elway (22 of 37, 304 yards, 1 TD). The Broncos won the toss and opened their first drive on the Denver 24, taking eight plays to reach the Giants 31-yard line. Rich Karlis scored the first points of the game with a 48-yard field goal, tying the Super Bowl record. New York roared right back with a nine-play, 78-yard scoring drive that culminated with a six-yard touchdown pass from Simms to tight end Mark Bavaro. On the possession, Simms was six-for-six for 69 yards, and running back Joe Morris gained 19 yards on just three carries. With five-and-a-half minutes remaining in the first quarter, the Broncos took possession on their own 42 after a 28-yard kickoff return by Ken Bell. Elway completed passes on the first three plays of the drive as Denver reached the New York 33. Two Giant penalties left the Broncos with a first-and-10 at the 12, and on third down, Elway called his own number, scoring from four yards out on a quarterback draw to give Denver a 10-7 lead. The Giants next drive stalled and the Broncos got the ball back at the 14-minute mark of the second quarter. On the third play of the drive, on third-and-18, Elway unleashed a 54-yard bomb to Vance Johnson, giving the Broncos a first down on the Giant 28. Seven plays later Denver had a first-and-goal at the New York one, but failed to score in three plays and Karlis was wide right on a 23-yard field goal attempt. Denver's Orange Crush defense stifled the next Giant drive at the New York 47, and after a punt, the Broncos got the ball back on their own 15. Controversy entered the game when, on second-and-twelve, Elway threw an apparent completion for a first down to Clarence Kay. The pass was ruled incomplete, and that decision was upheld after review of the television replay. On the next play, Giant defensive end George Martin sacked Elway in the end zone for a safety to pull New York within a point of Denver at 10-9. The Giant offense was unable to move the ball on its next possession and punted to Denver. Taking the ball at their own 37, Elway quickly hit Steve Watson for 31 yards and Gerald Willhite for 11 more to give the Broncos a first-and-10 at the Giant 21 with 43 seconds left in the half. Denver was able to get to the 16-yard line, but Karlis was wide right on a 34-yard field goal attempt with 13 seconds left in the half. New York shot out of the starting blocks in the second half and never looked back, scoring on all three third quarter drives and outgaining Denver in the period 163 yards to two. With the score at 26-10, the Giants mounted a scoring drive on their first possession of the fourth quarter, and they went up 33-10 after Phil McConkey caught a deflected pass in the end zone, Simms's third TD strike of the day. Denver got the ball back at its own 16 and Elway moved the squad to the New York 10, as Karlis kicked a 27-yard field goal to make the score 33-13. The Giants took only five plays to move 46 yards for their next TD, a two-yard run by Otis Anderson which made the score 39-13. Elway took Denver down the field again and hit Vance Johnson with a 47-yard TD pass for the game's final points.

Denver	10	0	0	10	—	20
New York Giants	7	2	17	13	—	39

Den—Karlis 48 FG (8-45)
NYG-Mowatt 6 pass from Simms
(Allegre kick) (9-78)
Den-Elway 4 run (Karlis kick) (6-58)
NYG-Safety-Elway tackled in end zone
by Martin
NYG-Bavaro 13 pass from Simms
(Allegre kick) (8-63)
NYG-Allegre 21 FG (9-32)
NYG-Morris 1 run (Allegre kick) (5-68)
NYG-McConkey 6 pass from Simms (Allegre kick) (6-52)
Den-Karlis 28 FG (13-73)
NYG-Anderson 2 run (Kick failed) (5-46)
Den-Johnson 47 pass from Elway (Karlis kick) (5-69)
Attendance—101,063

Team Statistics

	Den	NYG
First downs	23	24
Rushes-yards	19-52	38-136
Passing yards	320	263
Return yards	9	18
Passes	41-26-1	25-22-0
Punts	2-41.0	2-46.0
Fumbles-lost	2-0	0-0
Penalties-yards	4-28	6-48
Time of Possession	25:21	34:39

INDIVIDUAL STATISTICS

Denver

RUSHING—Elway 6-27, Willhite 4-19, Sewell 3-4, Lang 2-2, Winder 4-0. **PASSING**—Elway 22-37-1, 304 yards, Kubiak 4-4-0, 48 yards. **RECEIVING**—Johnson 5-121, Willhite 5-39, Winder 4-34, Jackson 3-51, Watson 2-54, Sampson 2-20, Mobley 2-17, Sewell 2-12, Lang 1-4.

New York Giants

RUSHING—Morris 20-67, Simms 3-25, Rouson 3-22, Galbreath 4-17, Carthon 3-4, Anderson 2-1, Rutledge 3-0. **PASSING**—Simms 22-25-0, 268 yards. **RECEIVING**—Bavaro 4-51, Morris 4-20, Carthon 4-13, Robinson 3-62, Manuel 3-43, McConkey 2-50, Rouson 1-23, Mowatt 1-6.

STARTERS

WR 82 Vance Johnson	LE 61 Andre Townsend
LT 70 Dave Studdard	NT 71 Greg Kragen
LG 54 Keith Bishop	RE 75 Rulon Jones
C 64 Billy Bryan	LOLB 50 Jim Ryan
RG 63 Mark Cooper	LILB 77 Karl Mecklenburg
RT 76 Ken Lanier	RILB 98 Ricky Hunley
TE 88 Clarence Kay	ROLB 57 Tom Jackson
WR 81 Steve Watson	LCB 20 Louis Wright
QB 7 John Elway	SS 49 Dennis Smith
RB 23 Sammy Winder	FS 43 Steve Foley
RB 47 Gerald Willhite	RCB 31 Mike Harden

SUBSTITUTIONS — 2 M. Horan, 3 R. Karlis, 8 G. Kubiak, 22 T. Lilly, 30 S. Sewell, 33 G. Lang, 35 K. Bell, 36 M. Haynes, 45 S. Wilson, 48 R. Robbins, 52 K. Woodard, 55 R. Dennison, 59 D. Comeaux, 62 M. Freeman, 69 T. Colorito, 73 S. Fletcher, 74 D. Remsberg, 80 M. Jackson, 84 C. Sampson, 85 J. Hackett, 87 B. Micho, 89 O. Mobley, 90 F. Gilbert.

DENVER 23, CLEVELAND 20 OT AFC CHAMPIONSHIP

CLEVELAND, OH, Jan. 11 — Rich Karlis kicked a 33-yard field goal 5:48 into overtime to give the Broncos a 23-20 victory over the Browns. The game was played before a crowd of 79,915 people, who braved a wind chill of five degrees. Cleveland scored first, on the heels of a 14-play, 86-yard drive. Bernie Kosar threw a six-yard TD pass to Herman Fontenot with 5:19 left in the first quarter to put the Browns up 7-0. The next Cleveland drive ended when Ricky Hunley intercepted a Kosar pass, and he returned 14 yards to the Browns' 36. Although the Broncos' ensuing drive stalled, Kosar threw another interception, this one to Jim Ryan, and he returned the ball 26 yards to the Cleveland nine. Four plays later Karlis nailed a 19-yard field goal to make the score 7-3. Denver got another break on Cleveland's next play when Kevin Mack fumbled and Ken Woodard recovered the ball on the Browns' 37. On first down John Elway rambled 34 yards, and two more rushes got Denver to the one-yard line. On fourth-and-goal Gerald Willhite plunged into the end zone to give the Broncos a 10-7 lead. Cleveland kicker Mark Moseley tied the score at 10 apiece with a 29-yard field goal with 20 seconds left in the first half. Both teams saw their first two possessions of the second half end in punts before Denver engineered the first scoring drive of the second half. Elway drove the Broncos 61 yards in 11 plays, and Karlis put Denver up 13-10 with a 26-yard field goal 12 minutes into the third quarter. The Browns wasted no time mounting a scoring march of their own. Mack rushed for 34 yards in a 10-play, 76-yard drive that culminated with a 24-yard Moseley field goal, knotting the score at 13-13. The Broncos next two possessions ended in punts, and when Cleveland got the ball on its own 48 with 6:40 left in the fourth quarter, the Browns struck quickly. On third-and-six from Denver's 48 yard line, Kosar threw a TD pass to Brian Brennan to give the Browns a 20-13 lead with 5:43 left in regulation. The ensuing kickoff rolled to the Denver two-yard line where Gene Lang fell on it. Pro Bowl-bound Elway then engineered the longest and most important drive of his four-year career. On the fifth play of the drive (on second-and-seven from the Broncos' 15), Elway rushed for 11 yards and a first down. He hit Steve Sewell for a 22-yard gain on the next play, and followed that with a 12-yard strike to Steve Watson to give Denver a first down on the Cleveland 40. After an incomplection and an eight-yard sack, Elway threw a 20-yard pass to Mike Jackson, moving the team to the Cleveland 28. Another incomplection was followed by a 14-yard, Elway-to-Sewell pass, giving the Broncos a first down on the Brown's 14 with 57 seconds left. Elway's next pass was incomplete, and on second down he ran nine yards to the Cleveland five-yard line. On the next play, he hit Jackson for a TD, and Karlis's extra point tied the score at 20 with 39 seconds left in regulation. Cleveland was unable to move the ball as time ran out in the fourth quarter. The Browns won the overtime coin toss and elected to receive. Three plays into the drive, (on third-and-two from the Cleveland 38), the Orange Crush rose up to snuff Herman Fontenot for no gain. Cleveland

punted and Willhite returned it to the Bronco 25, where the Denver juggernaut revved it up again. On second-and-five, Elway hit Orson Mobley for a 22-yard gain, and three plays later Elway threw a 28-yard pass to Watson. With a first down on Cleveland's 22-yard line, the Broncos rushed three times to get to the 15, and on fourth down, Karlis hit the 33-yard game winner. Elway accounted for 300 total yards in the game, rushing for 56 and completing 22 of 38 passes for 244 yards. The Broncos kept alive a 1986 record of 13-0 when they scored 20 or more points. Denver also notched its 11th win on natural turf, losing only to San Diego at home on grass.

Denver	0	10	3	7	3	—	23
Cleveland	7	3	0	10	0	—	20

	Team Statistics	Den	Clev
Clev-Fontenot 6 pass from Kosar (Moseley kick) (14-86)	Rushes-yards	37-149	33-100
Den-Karlis 19 FG (4-8)	Passing yards	225	256
Den-Willhite 1 run (Karlis kick) (5-37)	Return yards	50	37
Clev-Moseley 29 FG (9-53)	Passes	38-22-1	32-18-2
Den-Karlis 26 FG (11-61)	Punts	7-37.6	6-43.2
Clev-Moseley 24 FG (10-76)	Fumbles-lost	2-0	3-1
Clev-Brennan 48 pass from Kosar (Moseley kick) (3-52)	Penalties-yards	6-39	9-76
Den-Jackson 5 pass from Elway (Karlis kick) (15-98)	Time of Possession	34:05	31:43
Den-Karlis 33 FG (9-60)			
Attendance—79,915			

INDIVIDUAL STATISTICS

Denver

RUSHING—Elway 4-56, Winder 26-83, Willhite 3-0, Sewell 1-1, Lang 3-9. **PASSING** — Elway 22-38-1, 244 yards. **RECEIVING** — Willhite 2-20, Watson 3-55, Winder 2-2, V. Johnson 3-25, Mobley 3-36, Sampson 1-10, Kay 2-23, Lang 1-1, Sewell 3-47, Jackson 2-25.

Cleveland

RUSHING—Mack 26-94, Kosar 4-3, Fontenot 3-3. **PASSING**—Kosar 18-32-2, 259 yards. **RECEIVING**—Langhorne 2-35, Fontenot 7-66, Brennan 4-72, Mack 2-20, Byner 1-4, Weathers 1-42, Slaughter 1-20.

STARTERS

WR 82 Vance Johnson	LE 75 Rulon Jones
LT 70 Dave Studdard	NT 71 Greg Kragen
LG 54 Keith Bishop	RE 61 Andre Townsend
C 64 Billy Bryan	LOLB 50 Jim Ryan
RG 63 Mark Cooper	LILB 77 Karl Mecklenburg
RT 76 Ken Lanier	RILB 98 Ricky Hunley
TE 85 Joey Hackett	ROLB 57 Tom Jackson
WR 81 Steve Watson	LCB 20 Louis Wright
QB 7 John Elway	FS 43 Steve Foley
RB 23 Sammy Winder	SS 48 Dennis Smith
TE 89 Orson Mobley	RCB 31 Mike Harden

SUBSTITUTES—2 M. Horan, 3 R. Karlis, 8 G. Kubiak, 22 T. Lilly, 30 S. Sewell, 33 G. Lang, 35 K. Bell, 45 S. Wilson, 47 G. Willhite, 48 R. Robbins, 52 K. Woodard, 55 R. Dennison, 59 D. Comeaux, 62, M. Freeman, 69 T. Colorito, 73 S. Fletcher, 74 D. Remsberg, 80 M. Jackson, 84 C. Sampson, 87 B. Micho, 88 C. Kay, 90 F. Gilbert. **DID NOT PLAY** — 36 M. Haynes.

DENVER 22, NEW ENGLAND 17 AFC DIVISIONAL PLAYOFF GAME

DENVER, CO., Jan. 4—Rulon Jones sacked Tony Eason in the end zone for a safety with 1:37 left on the clock to put Denver up 22-17 and halt the Patriots' final comeback drive. The playoff victory was the first since Jan. 1, 1978 for the Broncos, when they defeated Oakland for the AFC Championship. The two teams traded punts in the first nine minutes of the game before Denver posed the initial scoring threat. Starting at their own 20, the Broncos took four plays to reach the New England 7, behind John Elway completions of 39 and 21 yards. On second-and-goal from the four, Elway rolled around the left side and was hit just short of the goal line. He was penalized (delay of game) for spiking the ball after the play, and that set Denver back to the six. Two plays later Rich Karlis nailed a 27-yard field goal to give Denver a 3-0 lead. New England mounted a seven-play, 87-yard drive later in the quarter, with Eason hitting Stanley Morgan for a 19-yard TD. The Broncos roared right back with a 13-play, 82-yard drive that was punctuated by a 22-yard TD run by Elway, giving Denver a 10-7 lead midway through the second quarter. The Patriots tied the score on the last play of the half with a 38-yard Tony Franklin field goal. Denver received the kickoff to open the second half and proceeded to chew up over nine minutes off of the clock. The Broncos ran the ball 11 times on the drive, which stalled on the Patriot five. Karlis's 22-yard

field goal put Denver up 13-10. Five plays into the next New England drive, the Patriots took a page out of Dan Reeve's bag of tricks, scoring on a flea-flicker that ended with a 45-yard TD pass from Eason to Morgan to give New England its first lead of the game at 17-13. Denver jumped right back on top, traveling 86 yards in six plays to score on a 48-yard Elway-to-Vance Johnson pass on the last play of the third quarter. The two teams both punted three times in the fourth quarter, and the last one, a Mike Horan punt of 54 yards, backed New England to its own 10. On first down, Eason dropped back to pass but was sacked for a safety by Rulon Jones. Denver recovered the onsidess free kick and held on to the ball to preserve the win.

New England	0	10	7	0	—	17
Denver	3	7	10	2	—	22

	Team Statistics	NE	Den
Den—Karlis 27 FG (8-71)	First downs	12	23
NE—Morgan 19 pass from Eason	Rushing-yards	121	188
(Franklin kick) (7-87)	Passing yards	150	253
Den—Elway 22 run (Karlis kick) (13-82)	Return yards	15	35
NE—Franklin 38 FG (5-8)	Passes	24-13-0	32-13-2
Den—Karlis 22 FG (15-80)	Punts	9-50-2	6-46-0
NE—Morgan 45 pass from Eason	Fumbles-lost	1-0	0-0
(Franklin kick) (5-78)	Penalties-yards	5-45	3-20
Den—Johnson 48 pass from Elway	Time of Possession	24:31	35:29
(Karlis kick) (6-86)			
Den—Safety - Eason tackled in endzone by Jones			
Attendance—76,105			

INDIVIDUAL STATISTICS

New England

RUSHING—James 10-31, Collins 5-46, Fryar 1-(-2), Eason 2-23, Dupard 5-18, Hawthorne 1-5. **PASSING**—Eason 13-24-0, 194 yards. **RECEIVING**—Collins 4-46, Fryar 2-11, Morgan 3-100, Baty 3-31, Hawthorne 1-6.

Denver

RUSHING—Winder 19-102, Willhite 3-4, Elway 5-18, Lang 11-44, Bell 2-12, Sewell 2-8. **PASSING**—Elway 13-32-2, 257 yards. **RECEIVING**—Johnson 4-89, Sewell 3-41, Watson 1-21, Mobley 2-69, Lang 1-1, Winder 1-16, Micho 1-20.

STARTERS

WR 82 Vance Johnson	LE 75 Rulon Jones
LT 70 Dave Studdard	NT 71 Greg Kragen
LG 54 Keith Bishop	RE 61 Andre Townsend
C 64 Billy Bryan	LOLB 50 Jim Ryan
RG 60 Paul Howard	LILB 77 Karl Mecklenburg
RT 76 Ken Lanier	RILB 98 Ricky Hunley
TE 85 Joey Hackett	ROLB 57 Tom Jackson
WR 81 Steve Watson	LCB 20 Louis Wright
QB 7 John Elway	FS 43 Steve Foley
RB 23 Sammy Winder	SS 48 Randy Robbins
TE 89 Orson Mobley	RCB 31 Mike Harden

SUBSTITUTIONS — 2 M. Horan, 3 R. Karlis, 8 G. Kubiak, 22 T. Lilly, 30 S. Sewell, 33 G. Lang, 35 K. Bell, 36 M. Haynes, 45 S. Wilson, 52 K. Woodard, 55 R. Dennison, 59 D. Comeaux, 62 M. Freeman, 63 M. Cooper, 69 T. Colorito, 73 S. Fletcher, 74 D. Remsburg, 80 M. Jackson, 84 C. Sampson, 87 B. Micho, 90 F. Gilbert. **DID NOT PLAY** — 49 D. Smith.

1984

DIVISIONAL PLAYOFF GAME

PITTSBURGH 24, DENVER 17

DENVER, CO., Dec. 30—Denver had two possessions in the final two minutes of the game but failed to score as Pittsburgh advanced to the Conference Championship game. Denver's opportunistic defense recovered two Steeler fumbles in the first quarter. The first one resulted in a Rich Karlis field goal attempt, but it sailed wide right. Pittsburgh fumbled on the next play, and the Broncos recovered again. That turnover led to a seven-yard touchdown pass from John Elway to Jim Wright. Pittsburgh scored on a 28-yard field goal on the first play of the second period, and just before intermission, the Steelers took the lead on Frank Pollard's one-yard TD plunge. Denver tied the game early in the third quarter on a 21-yard Karlis field goal. The Broncos regained the lead on their next possession, scoring on a 20-yard pass from Elway to Steve Watson. For the game, Watson gained 177 yards on 11 receptions. The Steelers mounted a scoring drive of their own, tying the game at 17-17 on a Mark Malone to Louis Lipps pass late in the quarter. Later, Pittsburgh's Eric Williams intercepted an Elway pass and returned it to the Denver two-yard line with only 2:45 left in the game. Pollard scored two plays later to give

the Steelers the lead 24-17. Denver couldn't move the ball on its final two possessions as time ran out.

Pittsburgh	0	10	7	7	—	24
Denver	7	0	10	0	—	17

	Team Statistics	Pitt	Den
Den—J. Wright 9 pass from Elway (Karlis kick) (5-22)	First downs	25	15
Pitt—Anderson 28 FG (12-62)	Rushes-yards	40-169	22-51
Pitt—Pollard 1 run (Anderson kick) (8-78)	Passing yards	212	199
Den—Karlis 21 FG (4-0)	Sacks by-yards	4-37	2-12
Den—Watson 20 pass from Elway (Karlis kick) (6-46)	Return yards	43	17
Pitt—Lipps 10 pass from Malone (Anderson kick) (7-66)	Passes	17-28-0	20-39-2
Pitt—Pollard 2 run (Anderson kick) (3-2)	Punts	3-28-3	4-42-3
Attendance—74,982	Fumbles-lost	3-2	2-0
	Penalties-yards	4-30	1-5
	Time of Possession	32:52	27:08

INDIVIDUAL STATISTICS

Pittsburgh

RUSHING—Pollard 16-99, Abercrombie 17-75, Malone 5-(-6), Lipps 1-0, Veals 1-1. **PASSING**—Malone 17-28-0, 224 yards. **RECEIVING**—Abercrombie 3-18, Pollard 4-48, Lipps 5-86, Stallworth 3-38, Cunningham 1-19, Thompson 1-15.

Denver

RUSHING—Elway 4-16, Winder 15-37, Watson 1-(-3), Willhite 1-1, Parros 1-0. **PASSING**—Elway 19-37-2, 184 yards, Willhite 1-1-0, 52 yards. **RECEIVING**—Winder 4-22, Watson 11-177, J. Wright 2-16, Willhite 2-12, Alexander 1-9.

STARTERS

TE 85 Don Summers	LE 79 Barney Chavous
LT 70 Dave Studdard	NT 68 Rubin Carter
LG 54 Keith Bishop	RE 75 Rulon Jones
C 64 Billy Bryan	LOLB 50 Jim Ryan
RG 60 Paul Howard	LILB 55 Rick Dennison
RT 76 Ken Lanier	RILB 58 Steve Busick
TE 88 Clarence Kay	ROLB 57 Tom Jackson
WR 81 Steve Watson	LCB 20 Louis Wright
QB 7 John Elway	RCB 31 Mike Harden
RB 23 Sammy Winder	SS 49 Dennis Smith
H-B 87 Jim Wright	FS 43 Steve Foley

SUBSTITUTIONS - 2 C. Norman, 3 R. Karlis, 22 T. Lilly, 24 R. Parros, 28 R. Jackson, 33 G. Lang, 39 J. Myles, 45 S. Wilson, 47 G. Willhite, 48 R. Robbins, 52 K. Woodard, 59 D. Comeaux, 61 A. Townsend, 62 M. Freeman, 65 W. Bowyer, Bowyer, 66 S. Garnett, 72 M. Graves, 74 W. Hood, 77 K. Mecklenburg, 80 R. Alexander, 84 C. Sampson, 98 R. Hunley. **DID NOT PLAY** 8 G. Kubiak.

1983 WILD CARD PLAYOFF GAME

SEATTLE 31, DENVER 7

SEATTLE, Wash., Dec. 24—Seattle broke open a close contest with two second-half Dave Krieg touchdown passes as the Seahawks beat Denver 31-7 in the AFC Wild Card playoff game. Seattle scored on its first possession of the day with a 17-yard pass from Krieg to Steve Largent. Later in the first quarter, Denver mounted a nine-play, 76-yard drive, scoring on a 13-yard pass from Steve DeBerg to Jesse Myles. Seattle cornerback Kerry Justin intercepted a DeBerg pass on Denver's next drive and the Seahawks drove to the Denver 20-yard line, with Norm Johnson converting a 37-yard field goal. Denver then drove down to the Seattle four-yard line, but Gerald Willhite fumbled and Seattle recovered, and then ran the remaining time off the clock. The second half belonged to the Seahawks as Krieg passed for two touchdowns and running back David Hughes ran for another, making the final score 31-7.

Denver	7	0	0	0	—	7
Seattle	7	3	7	14	—	31

	Team Statistics	Den	Sea
Sea—Largent 17 pass from Krieg. (Johnson kick)	First downs	21	17
Den—Myles 13 pass from DeBerg. (Karlis kick)	Total net yards	360	324
Sea—Metzelaars 5 pass from Krieg. (Johnson kick)	Net yards rushing	125	145
Sea—Johns 18 pass from Krieg. (Johnson kick)	Net yards passing	235	179
Sea—Hughes 2 run. (Johnson kick)	Total plays	69	53
Attendance—60,752	Passes	24-34-2	12-13-0
	Return yards	128	146
	Penalty yards	35	34

INDIVIDUAL STATISTICS

Denver

RUSHING—Winder 16-59, Poole 7-25, Elway 3-16, Willhite 5-16, Sampson 1-8, Watson 1-1. **RECEIVING**—Myles 7-73, Watson 4-51, Poole 4-17, Sampson 3-52, Winder 2-13, Thomas 1-19, Egloff 1-16, Wilson 1-12, Willhite 1-1. **PASSING**—DeBerg 14-19-1, 131 yards. Elway 10-15-1, 123 yards.

Seattle

RUSHING—Warner 23-99, Hughes 3-16, Bryant 5-15, Krieg 3-9, Dixon 3-4, Zorn 1-2. **PASSING**—Krieg 12-13-0, 200 yards. **RECEIVING**—Largent 4-76, Warner 3-22, Johns 2-59, Young 2-38, Metzelaars 1-5.

STARTERS

WR 84 Clint Sampson	LE 79 Barney Chavous
LT 70 Dave Studdard	LT 68 Rubin Carter
LG 54 Keith Bishop	RT 72 Don Latimer
C 64 Billy Bryan	RE 75 Rulon Jones
RG 60 Paul Howard	LLB 50 Jim Ryan
RT 76 Ken Lanier	MLB 53 Randy Gradishar
TE 85 Ron Egloff	RLB 57 Tom Jackson
WR 81 Steve Watson	LCB 20 Louis Wright
QB 17 Steve DeBerg	RFB 31 Mike Harden
RB 23 Sammy Winder	SS 49 Dennis Smith
FB 34 Nathan Poole	FS 43 Steve Foley

SUBSTITUTIONS - 3 R. Karlis, 7 J. Elway, 11 L. Prestridge, 21 M. Dupree, 28 R. Jackson, 29 W. Myers, 37 S. Trimble, 39 J. Myles, 45 S. Wilson, 46 D. Preston, 47 G. Willhite, 52 K. Woodard, 55 R. Dennison, 56 S. Busick, 59 D. Comeaux, 62 T. Glassic, 63 M. Cooper, 65 W. Bowyer, 66 B. Manor, 67 K. Uecker, 74 J. Baker, 77 K. Mecklenburg, 78 R. Stachowski, 82 Z. Thomas, 83 J. Sawyer, 88 R. Odoms. **DID NOT PLAY** - 8 G. Kubiak.

1979 WILD CARD PLAYOFF GAME

HOUSTON 13, DENVER 7

HOUSTON, Tex., Dec. 23—Toni Fritsch kicked two field goals to provide the margin of victory as the Houston Oilers played strong second half defense and defeated the Broncos, 13-7, earning the Oilers advancement in the American Football Conference playoffs.

Fritsch opened the scoring with a 31-yard first period field goal, but Denver came back to take a 7-3 lead on a seven-yard pass from Craig Morton to running back Dave Preston, an 80-yard drive that took the Broncos 13 plays.

Houston went ahead to stay on a three-yard burst by Earl Campbell at 14:14 of the second period. However, Campbell was injured on the play and did not return to action in the second half. Oiler quarterback Dan Pastorini and wide receiver Ken Burrough also left the contest due to injuries, both early in the second half, putting a severe crimp in the Houston attack. But the Broncos were able to move the ball for only 216 yards total offense, and the tenacious Houston defense sacked Morton six times for 40 yards in losses as the Oilers held on to win.

Linebacker Bob Swenson intercepted a Gifford Nielsen pass at the Oiler 26-yard line midway through the fourth period, but two sacks of Morton led to a 50-yard field goal attempt by Fred Steinfort. Steinfort's kick hit the upright, and the Oilers later drove for a second field goal by Fritsch, this one of 20 yards, providing the final victory margin.

Denver drove to the Houston 27 at the two minute mark, but the Oiler defense again rose to the occasion to stifle the threat and secure the win, eliminating the Broncos from the playoffs.

Denver	7	0	0	0	—	7
Houston	3	7	0	3	—	13

Hou—Fritsch 31 FG
Den—Preston 7 pass from Morton
(Turner kick)
Hou—Campbell 3 run (Fritsch kick)
Hou—Fritsch 20 FG
Attendance—48,776

Team Statistics	Den	Hou
First downs	17	15
Total net yards	216	282
Net yards rushing	112	135
Net yards passing	104	147
Total plays	65	65
Passes	14-27-1	10-22-2
Return yards	37	57
Penalty yardage	70	19

Houston

RUSHING—Campbell 16-50, T. Wilson 8-21, Coleman 2-5, Carpenter 16-59. **PASSING**—Pastorini 8-18-1, 149 yards; Nielsen 2-4-1, 9 yards. **RECEIVING**—Coleman 1-41, Carpenter 3-26, Barber 1-31, T. Wilson 4-53, Campbell 1-7.

STARTERS

WR 80 Rick Upchurch	LE 79 Barney Chavous
LT 70 Dave Studdard	NT 68 Rubin Carter
LG 62 Tom Glassic	RE 66 Brison Manor
C 64 Billy Bryan	LOLB 51 Bob Swenson
RG 60 Paul Howard	LILB 59 Joe Rizzo
RT 71 Claudie Minor	RILB 53 Randy Gradishar
TE 88 Riley Odoms	ROLB 57 Tom Jackson
WR 25 Haven Moses	LCB 20 Louis Wright
QB 7 Craig Morton	RFB 43 Steve Foley
RB 24 Otis Armstrong	SS 36 Bill Thompson
RB 32 Jon Keyworth	FS 29 Bernard Jackson

SUBSTITUTIONS - 11 L. Prestridge, 14 N. Weese, 15 J. Turner, 19 F. Steinfort, 23 C. Pane, 30 J. Jensen, 35 L. Canada, 40 C. West, 46 D. Preston, 50 J. Ryan, 55 K. Brown, 56 L. Evans, 58 R. Nairne, 63 J. Grant, 65 G. Hyde, 72 D. Latimer, 73 K. Clark, 81 S. Watson, 84 V. Kinney, 85 R. Egloff. **DID NOT PLAY** - 12 C. Penrose, 47 G. Atkinson, 78 B. Radford.

1978 DIVISIONAL PLAYOFF GAME

PITTSBURGH 33, DENVER 10

PITTSBURGH, Pa., Dec. 30—Two fourth quarter touchdown passes by Pittsburgh quarterback Terry Bradshaw lifted the Steelers to a 33-10 victory over the Denver Broncos and into the American Football Conference championship game.

Bradshaw's scoring tosses included a 45-yard bomb to John Stallworth and a 38-yarder to Lynn Swann, capping a brilliant performance by the Pittsburgh passer.

The Broncos took the early lead on a 37-yard Jim Turner field goal, but Pittsburgh's Franco Harris ran one and 18 yards for touchdowns and Roy Gerela kicked a 24-yard field goal to give the Steelers a 16-3 advantage. Denver cut the margin to 16-10 on a three-yard Dave Preston TD, but Gerela kicked another field goal to make the halftime margin 19-10. Denver threatened to come closer in the third period, but Turner's 29-yard field goal attempt was blocked, and Bradshaw's passing sealed Denver's fate early in the final stanza. The Steelers rolled to 425 yards total offense, with Bradshaw accounting for 272 through the air, 156 on ten receptions by Stallworth. The eventual World Champion Steelers limited the Broncos' ground game to just 87 yards in earning the right to play the Houston Oilers for the AFC crown the following week.

Denver	3	7	0	0	—	10
Pittsburgh	6	13	0	14	—	33

Den—Turner 37 FG
Pit—Harris 1 run (kick failed)
Pit—Harris 18 run (Gerela kick)
Pit—Gerela 24 FG
Den—Preston 3 run (Turner kick)
Pit—Gerela 27 FG
Pit—Stallworth 45 pass from Bradshaw
(Gerela kick)
Pit—Swann 38 pass from Bradshaw
(Gerela kick)
Attendance—48,921

Team Statistics	Den	Pit
First downs	15	24
Total net yards	218	425
Net yards rushing	87	153
Net yards passing	131	272
Total plays	55	69
Passes	12-22-0	16-29-1
Return yards	110	93
Penalty yardage	104	88

INDIVIDUAL STATISTICS

Denver

RUSHING—Keyworth 6-12, Lytle 5-6, Canada 1-3, Perrin 6-6, Preston 4-14, Weese 4-43, Armstrong 1-3. **PASSING**—Morton 3-5-0, 34 yards; Weese 8-16-0, 118 yards; Ditts 1-1-0, 16 yards. **RECEIVING**—Moses 2-33, Dolbin 4-77, Lytle 1-(-1), Perrin 2-16, Odoms 1-24, Preston 2-19.

Pittsburgh

RUSHING—Harris 24-105, Bleier 8-26, Bradshaw 2-4, Thornton 2-4, Moser 2-6, J. Smith 1-4, Delopaine 1-4. **PASSING**—Bradshaw 16-29-1, 272 yards. **RECEIVING**—Stallworth 10-156, Grossman 4-64, Swann 2-52.

INDIVIDUAL STATISTICS

Denver

RUSHING—Armstrong 12-51, Preston 9-24, Jensen 4-5, Canada 4-29, Upchurch 1-3, Morton 2-0. **PASSING**—Morton 14-27-1, 144 yards. **RECEIVING**—Armstrong 2-22, Egloff 1-17, Preston 4-40, Moses 3-47, Jensen 1-11, Canada 1-4, Odoms 2-3.

STARTERS

WR 82 Jack Dolbin	LE 79 Barney Chavous
LT 71 Claudie Minor	NT 68 Rubin Carter
LG 62 Tom Glassic	RE 77 Lyle Alzado
C 64 Billy Bryan	LOLB 51 Bob Swenson
RG 60 Paul Howard	LILB 59 Joe Rizzo
RT 76 Tom Neville	RILB 53 Randy Gradishar
TE 88 Riley Odoms	ROLB 57 Tom Jackson
WR 25 Haven Moses	LCB 20 Louis Wright
QB 7 Craig Morton	RCB 43 Steve Foley
RB 41 Rob Lytle	SS 36 Bill Thompson
RB 32 Jon Keyworth	FS 29 Bernard Jackson

SUBSTITUTIONS - 10 B. Dilts, 14 N. Weese, 15 J. Turner, 23 C. Pane, 27 M. Harvey, 33 L. Perrin, 35 L. Canada, 40 C. West, 46 D. Preston, 50 B. Maples, 55 G. Turk, 56 L. Evans, 58 R. Nairne, 63 J. Grant, 65 G. Hyde, 80 R. Upchurch, 84 V. Kinney, 87 B. Moore. **DID NOT PLAY** - 12 C. Penrose, 24 O. Armstrong, 66 B. Manor, 67 S. Schindler.

1978 SUPER BOWL XII

DALLAS 27, DENVER 10

NEW ORLEANS, La., Jan. 15—The Dallas Cowboys evened their Super Bowl record at 2-2 by defeating the Denver Broncos 27-10 before a sellout crowd of 76,400, plus 90 million television viewers, the largest audience ever to watch a sporting event. Dallas converted two pass interceptions by safety Randy Hughes and cornerback Aaron Kyle into 10 points and Efren Herrera added a 35-yard field goal to give the Cowboys at 13-0 halftime advantage. The Denver offense had trouble getting untracked against the hard-hitting Cowboy defense. The Broncos lost three fumbles and were intercepted twice on their last five possessions of the first half. The Broncos came back momentarily at the outset of the third period. Craig Morton engineered a drive to the Cowboys 30-yard line from where Jim Turner booted a 47-yard field goal to make the score 13-3. After an exchange of punts, Dallas wide receiver Butch Johnson made a spectacular diving catch in the end zone to complete a 45-yard pass from Roger Staubach to put the Cowboys ahead 20-3. However, the momentum swung back to the Broncos as Rick Upchurch returned the kickoff 67 yards to the Dallas 26. On the second play of the series, Norris Weese relieved Craig Morton at quarterback. Morton, who was intercepted only eight times during the regular season, had thrown a Super Bowl record four interceptions. Weese guided the Broncos to a touchdown—a one-yarder by Ron Lytle—to cut the Dallas lead to 20-10 with 5:39 left in the third quarter. Dallas clinched the victory when running back Robert Newhouse threw a 29-yard touchdown pass to Golden Richards on an option play with 7:04 remaining in the game. It was the first pass thrown by Newhouse since the 1975 regular season. The Cowboys offense amassed 325 yards while the defense limited the Broncos to 156 in a game which saw the Cowboys control the ball 38:34 to Denver's 21:26. Roger Staubach completed 17 of 25 passes for 183 yards while Harvey Martin and Randy White, who were named Co-MVPs, led the Cowboys defense which recovered four fumbles and intercepted four passes.

Dallas	10	3	7	7	—	27
Denver	0	0	10	0	—	10

	Dal	Den
Team Statistics		
First downs	17	11
Total net yards	325	156
Net yards rushing	143	121
Net yards passing	182	35
Total plays	71	58
Passes	19-28-0	8-25-4
Return yards	97	195
Penalty yardage	94	60
Dal—Dorsett 3 run (Herrera kick)		
Dal—FG Herrera 35		
Dal—FG Herrera 43		
Den—FG Turner 47		
Dal—Johnson 45 pass from Staubach (Herrera kick)		
Den—Lytle 1 run (Turner kick)		
Dal—Richards 29 pass from Newhouse (Herrera kick)		
Attendance—76,400		

INDIVIDUAL STATISTICS

Dallas

RUSHING—Johnson 1-(-9), Dorsett 15-66, Newhouse 14-55, P. Pearson 3-11, Staubach 3-6, White 1-13, Laidlaw 1-1. **PASSING**—Staubach 17-25-0, 183 yards; White 1-2-0, 5 yards; Newhouse 1-1-0, 29 yards. **RECEIVING**—P. Pearson 5-37, Dorsett 2-11, DuPree 4-66, Newhouse 3-(-1), Johnson 2-53, Richards 2-38, D. Pearson 1-13.

Denver

RUSHING—Keyworth 5-9, Armstrong 7-27, Lytle 10-35, Perrin 3-8, Jensen 1-16, Weese 3-26. **PASSING**—Morton 4-15-4, 39 yards; Weese 4-10-0, 22 yards. **RECEIVING**—Moses 1-21, Perrin 1-(-7), Dolbin 2-24, Odoms 2-9, Jensen 1-5, Upchurch 1-9.

STARTERS

WR 82 Jack Dolbin	LE 79 Barney Chavous
LT 74 Andy Maurer	NT 68 Rubin Carter
LG 62 Tom Glassic	RE 77 Lyle Alzado
C 52 Mike Montler	LOLB 51 Bob Swenson
RG 60 Paul Howard	LILB 59 Joe Rizzo
RT 71 Claudie Minor	RILB 53 Randy Gradishar
TE 88 Riley Odoms	ROLB 57 Tom Jackson
WR 25 Haven Moses	LCB 20 Louis Wright
QB 7 Craig Morton	RCB 43 Steve Foley
RB 24 Otis Armstrong	SS 36 Bill Thompson
RB 32 Jon Keyworth	FS 29 Bernard Jackson

SUBSTITUTIONS - 10 B. Dilts, 14 N. Weese, 15 J. Turner, 21 R. Polti, 30 J. Jensen, 35 L. Perrin, 40 R. Rich, 41 R. Lytle, 50 B. Maples, 55 G. Turk, 56 L. Evans, 58 R. Nairne, 63 J. Grant, 65 G. Hyde, 66 B. Manor, 70 P. Smith, 73 H. Allison, 80 R. Upchurch, 85 R. Egloff, 86 J. Schultz. **DID NOT PLAY** - 12 C. Penrose. **INACTIVE** - 26 L. Riley, 67 S. Schindler.

1978 AFC CHAMPIONSHIP

DENVER 20, OAKLAND 17

DENVER, Colo., Jan. 1—Denver quarterback Craig Morton threw two touchdown passes to Haven Moses as the Broncos defeated the defending NFL Champion Oakland Raiders 20-17 and moved into their first Super Bowl. Morton, who was drafted and spent nine-and-a-half years with the Cowboys, would face his former Dallas teammates after completing 10 of 20 passes for 224 yards. It would be the second meeting in five weeks for these two teams—Dallas won 14-6 in the regular season finale as Morton played only the opening series due to a bruised hip. On a sunny, 18-degree day before 74,982 Denver partisans, the Raiders scored on their initial possession as Errol Mann kicked a 20-yard field goal to climax an 18-play drive. Morton hit Moses on their first scoring hookup two plays later on a 74-yard touchdown bomb, and the Broncos were on top to stay. Denver took advantage of two Oakland turnovers in the second half to win its second game in three meetings with the Raiders during the 1977 season. Defensive end Brison Manor recovered running back Clarence Davis' fumble at the Oakland 17 and running back Jon Keyworth scored from the 1-yard line to increase the margin to 14-3 in the third quarter. Oakland quarterback Ken Stabler hit tight end Dave Casper on the first of two scoring passes to narrow the lead to 14-10 with 39 seconds elapsed in the final period. But on Oakland's next possession, linebacker Bob Swenson intercepted a Stabler pass and ran to the Raiders' 14. Morton then threw 12 yards to Moses for the Broncos' final touchdown. Oakland finished the scoring on the next series as Stabler threw 17 yards to Casper for the game's last touchdown. Denver controlled the ball for the final 3:08 and gave Red Miller the AFC title in his first year as a head coach. Moses, a 10-year veteran, had five receptions for 168 yards. The Denver defense, which was No. 1 against the rush in the NFL during the regular season, held the Raiders to 94 yards on the ground.

Oakland	3	0	0	14	—	17
Denver	7	0	7	6	—	20

	Oak	Den
Team Statistics		
First downs	20	16
Total net yards	298	308
Net yards rushing	94	91
Net yards passing	204	217
Total plays	72	58
Passes	17-35-1	10-20-1
Return yards	152	93
Penalty yardage	6	46
Oak—FG Mann 20		
Den—Moses 74 pass from Morton (Turner kick)		
Den—Keyworth 1 run (Turner kick)		
Oak—Casper 7 pass from Stabler (Mann kick)		
Den—Moses 12 pass from Morton (pass failed)		
Oak—Casper 17 pass from Stabler (Mann kick)		
Attendance—74,982		

INDIVIDUAL STATISTICS

Oakland

RUSHING—Davis 9-1, van Eeghen 20-71, Banaszak 7-22. **PASSING**—Stabler 17-35-1. **RECEIVING**—van Eeghen 2-8, Biletnikoff 4-38, Branch 3-59, Casper 5-71, Siani 1-12, Banaszak 1-2, Bradshaw 1-25.

Denver

RUSHING—Keyworth 8-19, Lytle 7-26, Perrin 11-42, Armstrong 7-16, Morton 2-(-4), Jensen 1-2, Moses 1-(-10). **PASSING**—Morton 10-20-1, 224 yards. **RECEIVING**—Moses 5-168, Perrin 2-20, Odoms 1-13, Keyworth 1-3, Jensen 1-20.

STARTERS

WR 82 Jack Dolbin	LE 79 Barney Chavous
LT 74 Andy Maurer	NT 68 Rubin Carter
LG 62 Tom Glassic	RE 77 Lyle Alzado
C 52 Mike Montler	LILB 51 Bob Swenson
RG 60 Paul Howard	LILB 59 Joe Rizzo
RT 71 Claudie Minor	RILB 53 Randy Gradishar
TE 88 Riley Odoms	ROLB 57 Tom Jackson
WR 25 Haven Moses	LCB 20 Louis Wright
QB 7 Craig Morton	RCB 43 Steve Foley
RB 41 Rob Lytle	SS 36 Bill Thompson
RB 32 J. Keyworth	FS 29 Bernard Jackson

SUBSTITUTIONS - 10 B. Dilts, 14 N. Weese, 15 J. Turner, 20 R. Poltt, 24 O. Armstrong, 30 J. Jensen, 35 L. Perrin, 40 R. Rich, 50 B. Maples, 55 G. Turk, 56 L. Evans, 58 R. Nairne, 63 J. Grant, 65 G. Hyde, 66 B. Manor, 67 S. Schindler, 70 P. Smith, 80 R. Upchurch, 85 R. Egloff, 86 J. Schultz. **DID NOT PLAY** - 12 C. Penrose. **INACTIVE** - 26 L. Riley, 73 H. Allison.

1977 DIVISIONAL PLAYOFF GAME

DENVER 34, PITTSBURGH 21

DENVER, Colo., Dec. 24—After ties at 7, 14, and 21, veteran Jim Turner kicked a 44-yard field goal to put Denver ahead to stay as the Broncos—in their first playoff game ever—beat the perennial AFC Central Champion Steelers. Leading 24-21, the Broncos capped their victory with two fourth-quarter interceptions by linebacker Tom Jackson, the last of which set up Craig Morton's 34-yard game-clinching touchdown pass to Jack Dolbin. Denver capitalized on a blocked punt and a fumble recovery for two scores in the first half, which ended 14-14. Morton and Steeler quarterback Terry Bradshaw traded touchdown passes in the second half before Turner's kick, Jackson's interceptions, and Morton's arm kept Pittsburgh from the AFC title game for the first time in four years. The Denver victory set up a third game between the AFC Western Champion Broncos and the AFC Wild Card Raiders, who split two regular season games.

Pittsburgh	0	14	0	7	—	21
Denver	7	7	7	13	—	34

	Team Statistics	Pit	Den
Den—Lytle 7 run (Turner kick)	First downs	18	15
Pit—Bradshaw 1 run (Gerela kick)	Total net yards	304	258
Den—Armstrong 10 run (Turner kick)	Net yards rushing	127	103
Pit—Harris 1 run (Gerela kick)	Net yard passing	177	155
Den—Odoms 30 pass from Morton (Turner kick)	Total plays	76	61
Pit—Brown 1 pass from Bradshaw (Gerela kick)	Passes	19-37-3	11-23-0
Den—FG Turner 44	Return yards	135	161
Den—FG Turner 25	Penalty yardage	67	20
Den—Dolbin 34 pass from Morton (Turner kick)			
Attendance—75,011			

INDIVIDUAL STATISTICS

Pittsburgh

RUSHING—Harris 28-92, Bleier 7-14, Bradshaw 4-21. **PASSING**—Bradshaw 19-37-3, 177 yards. **RECEIVING**—Harris 4-20, Cunningham 3-42, Swann 1-6, Stallworth 4-80, Bleier 2-10, Brown 1-1, Maxson 3-11, Grossman 1-7.

Denver

RUSHING—Lytle 12-26, Keyworth 5-20, Jensen 4-13, Armstrong 11-44, Morton 5-0. **PASSING**—Morton 11-23-0, 164 yards. **RECEIVING**—Jensen 2-33, Odoms 5-43, Moses 2-45, Armstrong 1-9, Dolbin 1-34.

STARTERS

WR 82 Jack Dolbin	LE 79 Barney Chavous
LT 74 Andy Maurer	NT 68 Rubin Carter
LG 62 Tom Glassic	RE 77 Lyle Alzado
C 52 Mike Montler	LILB 51 Bob Swenson
RG 60 Paul Howard	LILB 59 Joe Rizzo
RT 71 Claudie Minor	RILB 53 Randy Gradishar
TE 88 Riley Odoms	ROLB 57 Tom Jackson
WR 25 Haven Moses	LCB 20 Louis Wright
QB 7 Craig Morton	RCB 43 Steve Foley
RB 41 Rob Lytle	SS 36 Bill Thompson
RB 32 Jon Keyworth	FS 29 Bernard Jackson

SUBSTITUTIONS - 10 B. Dilts, 14 N. Weese, 15 J. Turner, 21 R. Poltt, 24 O. Armstrong, 30 J. Jensen, 40 R. Rich, 50 B. Maples, 55 G. Turk, 56 L. Evans, 58 R. Nairne, 63 J. Grant, 65 G. Hyde, 66 B. Manor, 67 S. Schindler, 70 P. Smith, 80 R. Upchurch, 85 R. Egloff, 86 J. Schultz. **DID NOT PLAY** - 12 C. Penrose, 35 L. Perrin. **INACTIVE** - 26 L. Riley, 73 H. Allison.

BRONCOS COACHING HISTORY

BRONCO COACHING RECORDS

Season	Coach	Record
1960	Frank Filchock	4-9-1
1961	Frank Filchock	3-11-0
	Filchock's totals	7-20-1 .268
1962	Jack Faulkner	7-7-0
1963	Jack Faulkner	2-11-1
1964	Jack Faulkner	0-4-0
	Faulkner's totals	9-22-1 .297
1964	Mac Speedie	2-7-1
1965	Mac Speedie	4-10-0
1966	Mac Speedie	0-2-0
	Speedie's totals	6-19-1 .250
1966	Ray Malavasi	4-8-0
	Malavasi's totals	4-8-0 .333
1967	Lou Saban	3-11-0
1968	Lou Saban	5-9-0
1969	Lou Saban	5-8-1
1970	Lou Saban	5-8-1
1971	Lou Saban	2-6-1
	Saban's totals	20-42-3 .331
1971	Jerry Smith	2-3-0
	Smith's totals	2-3-0 .400
1972	John Ralston	5-9-0
1973	John Ralston	7-5-2
1974	John Ralston	7-6-1
1975	John Ralston	6-8-0
1976	John Ralston	9-5-0
	Ralston's totals	34-33-3 .507
1977	Red Miller	12-2-0
	Playoffs	2-1-0
1978	Red Miller	10-6-0
	Playoffs	0-1-0
1979	Red Miller	10-6-0
	Playoffs	0-1-0
1980	Red Miller	8-8-0
	Miller's totals	40-22-0 .645
		42-25-0 .627
1981	Dan Reeves	10-6-0
1982	Dan Reeves	2-7-0
1983	Dan Reeves	9-7-0
	Playoffs	0-1
1984	Dan Reeves	13-3-0
	Playoffs	0-1
1985	Dan Reeves	11-5-0

BRONCO COACHING RECORDS Continued

Season	Coach	Record
1986	Dan Reeves	11-5-0
	Playoffs	2-1-0
1987	Dan Reeves	10-4-1
	Playoffs	2-1-0
1988	Dan Reeves	8-8-0
1989	Dan Reeves	11-5-0
	Playoffs	2-1-0
1990	Dan Reeves	5-11-0
	Reeves' totals	90-61-1 .595
		96-66-1 .592

ASSISTANT COACH ROSTER

Marvin Bass 1982-1990; Marv Braden 1977-1980; Ken Carpenter 1961; Rubin Carter 1987-1988; Jim Cason 1960; Barney Chavous 1989-1990; Max Coley 1972-1976; Joe Collier 1969-1988; Dick Coury 1972-1973; Kay Dalton 1974-1976, 1986; George Dickson 1964-1965; Dale Dodrill 1960-1963, 1966; Whitey Dovel 1967-1971, 1979-1980; Rod Dowhower 1980-1982; Hunter Enis 1967-1971; Mo Forte 1988-1990; Jerry Frei 1972-1975, 1981-1982; Chan Gailey 1985-1990; Bob Gambold 1972-1977; Alex Gibbs 1984-1987; Mike Giddings 1976; Gary Glick 1962; I.J. Gorman, 1983-1984; Ken Gray 1977-1978; Bob Griffin 1966; John Hadl, 1983; George Henshaw 1988-1990; Ed Hughes 1963; Charley Johnson 1976; Reed Johnson 1981; Stan Jones 1967-1971, 1976-1988; Larry Kennan 1988; Charlie Lee 1981; Earl Leggett 1989-1990; Dick MacPherson 1967-1970; Ray Malavasi 1964-1966; Pete Mangurian 1988-1990; Jim Martin 1962; Marv Matusak 1966; Richie McCabe 1978-1982; Bus Mertes 1965-1966; Al Miller 1985-1990; Bob Miller 1963-1965; Myrel Moore 1972-1977, 1982-1988; Nick Nicolau 1981-1987; Mike Nolan 1987-1990; Babe Parilli 1977-1979; Wade Phillips 1989-1990; Fran Poltfoot 1977-1984; Dan Radakovich 1983; Harold Richardson 1989-1990; Paul Roach 1977-1980; Sam Rutigliano 1967-1970; Mike Shanahan 1984-1987, 1989-1990; Jerry Smith 1971; Mac Speedie 1962-1964; Doc Ulrich 1972-1976, 1984-1985; Doak Walker, 1966; Charlie Waters 1988-1990; Charlie West, 1983-1988; Bob Zeman 1978-1982.

ATTENDANCE MARKS

BRONCOS LARGEST CROWDS

At Home—Mile High Stadium

76,105	vs. New England (Playoffs)	Jan. 4, 1987
76,089	vs. Seattle	Oct. 26, 1986
76,082	vs. Dallas	Oct. 5, 1986
76,005	vs. Cleveland (Playoffs)	Jan. 14, 1990
75,999	vs. Seattle	Sept. 13, 1987
75,993	vs. Cleveland (Playoffs)	Jan. 17, 1988
75,868	vs. Pittsburgh (Playoffs)	Jan. 7, 1990
75,806	vs. Cleveland	Nov. 13, 1988
75,968	vs. Houston (Playoffs)	Jan. 10, 1988
75,964	vs. Los Angeles Raiders	Sept. 26, 1988
75,905	vs. Washington	Dec. 13, 1986
75,986	vs. Seattle	Sept. 4, 1988
75,804	vs. New England	Sept. 28, 1986
75,795	vs. New England	Dec. 6, 1987
75,783	vs. Chicago	Nov. 16, 1987
75,754	vs. Los Angeles Raiders	Sept. 24, 1989

On the Road

101,063	at Pasadena (Super Bowl XXI)	Jan. 25, 1987
91,020	at Los Angeles Raiders	Oct. 28, 1984
90,153	at Los Angeles Raiders	Nov. 2, 1986
87,560	at Los Angeles Raiders	Dec. 3, 1989
81,065	at Cleveland	Oct. 5, 1980
79,915	at Cleveland (Playoffs)	Jan. 11, 1987
79,864	at Buffalo	Oct. 5, 1975
78,637	at Cleveland	Oct. 1, 1989
78,176	at Buffalo	Sept. 18, 1989
77,757	at Buffalo	Oct. 25, 1981
76,400	at New Orleans (Super Bowl XII)	Jan. 15, 1978
76,245	at Kansas City	Nov. 12, 1989
75,674	at Cleveland	Oct. 24, 1971
75,116	at New York Giants	Nov. 23, 1986
74,672	at Kansas City	Oct. 18, 1981
74,393	at Buffalo	Sept. 30, 1990

ATTENDANCE BY SEASON

Year	Home	Road	Total
1960	91,333	115,994	207,327
1961	74,508	122,315	196,823
1962	178,485	146,442	324,927
1963	132,218	165,995	298,213
1964	118,259	166,744	285,003
1965	219,786	215,992	435,778
1966	192,198	203,799	395,997
1967	231,801	247,696	479,497
1968	281,374	278,008	559,382
1969	326,851	276,755	603,606
1970	355,739	330,184	685,923
1971	358,400	377,642	736,042
1972	361,414	412,073	773,487
1973	356,327	351,334	707,661
1974	347,322	354,367	701,689
1975	342,375	347,944	690,319
1976	436,468	349,126	785,594
1977	524,595	370,917	895,512
1978	598,085	470,756	1,068,841
1979	597,521	427,040	1,024,561
1980	593,084	473,680	1,066,764
1981	*598,224	475,360	1,073,584
1982	369,555	183,046	552,601
1983	592,493	385,022	977,515
1984	585,233	450,442	1,035,675
1985	589,500	452,847	1,042,347
1986	589,037	526,550	1,115,587
1987	498,715	370,586	869,301

Year	Home	Road	Total
1988	597,680	487,571	1,085,251
1989	588,144	*542,541	*1,130,685
1990	560,703	509,425	1,070,128
Totals	12,287,427	10,588,193	22,875,620

SEASON TICKET SALES

1960—2,675	*1976—62,215
1961—5,775	*1977—73,089
1962—5,042	*1978—73,092
1963—7,624	*1979—73,313
1964—8,002	*1980—73,298
1965—22,905	*1981—73,380
1966—18,898	*1982—73,380
1967—24,650	*1983—73,377
1968—27,348	*1984—73,347
1969—31,936	*1985—73,309
1970—43,580	*1986—73,348
*1971—47,500	*1987—74,147
*1972—48,000	*1988—74,147
*1973—48,000	*1989—73,952
*1974—49,000	*1990—73,966
*1975—49,000	*1991—73,682

BRONCOS STATISTICAL HISTORY

	Total Plays	First Downs	Rush Yards	Pass Yards	Total Yards	Total Points
1960	958	248	1195	3247	4442	309
1961	934	219	1091	2720	3811	251
1962	885	270	1298	3404	4702	353
1963	832	230	1508	2487	3995	301
1964	905	211	1311	2021	3332	240
1965	959	255	1829	2640	4469	303
1966	816	171	1173	1995	3168	196
1967	852	172	1265	1682	2947	256
1968	897	217	1614	2357	3971	255
1969	841	243	1637	2524	4161	297
1970	883	217	1802	2025	3827	253
1971	891	217	2093	2065	4158	203
1972	831	237	1838	2634	4472	325
1973	893	253	1954	2519	4473	354
1974	861	258	2157	2328	4485	302
1975	964	268	1993	2541	4534	254
1976	901	239	1932	2204	4136	315
1977	887	223	2043	1863	3906	274
1978	1039	294	2451	2378	4829	282
1979	1044	306	2040	3102	5142	289
1980	992	286	1865	2777	4642	310
1981	1062	306	1895	3531	5426	321
1982	592	170	1018	1819	2837	148
1983	1025	292	1784	3027	4811	302
1984	1018	298	2076	2859	4935	353
1985	1152	339	1851	3645	5496	380
1986	1042	319	1678	3538	5216	378
1987	1070	331	1970	3654	5624	379
1988	1077	338	1815	3691	5506	327
1989	1071	308	2092	3001	5093	362
1990	1035	323	1872	3341	5213	331

	Total Plays	First Downs	Rush Yards	Pass Yards	Total Yards	Total Points
1960	927	254	2145	2987	5132	393
1961	899	233	1633	2785	4418	432
1962	862	234	1868	2670	4538	332
1963	828	254	1687	3394	5081	473
1964	902	270	2064	2906	4970	438
1965	850	244	1337	2960	4297	392
1966	871	251	2029	2515	4544	381
1967	921	276	2076	3125	5201	409
1968	916	251	1861	3163	5024	404
1969	918	278	1709	2932	4641	344
1970	838	199	1351	2354	3705	264
1971	825	206	1834	1985	3819	275
1972	876	251	1668	2183	3851	350
1973	872	239	1795	2440	4235	296
1974	945	265	1808	2583	4391	294
1975	901	247	1974	2032	4006	307
1976	903	222	1709	2026	3735	206
1977	941	217	1530	2244	3774	148
1978	1016	251	1979	2469	4448	198
1979	1033	273	1693	3159	4852	262
1980	1043	303	2117	3125	5242	323
1981	999	268	1992	2868	4860	289
1982	616	176	935	2234	3169	226
1983	1099	321	1938	3673	5611	327
1984	1123	308	1664	4023	5687	241
1985	1069	290	1973	3206	5179	329
1986	1026	291	1651	3296	4947	327
1987	941	277	2017	2796	4813	288
1988	1055	316	2538	2933	5471	352
1989	977	246	1580	2827	4407	226
1990	969	306	1963	3382	5345	374

	Yards	Attempts	Average	TDs
1960	Rolle—501	Rolle—130	Mingo—3.9	Mingo—4
1961	Stone—505	Stone—127	Stone—4.0	Bukaty—5
1962	Stone—360	Stone—94	Stone—3.8	Mingo—4
1963	Joe—649	Joe—154	Joe—4.2	Joe—4
1964	Mitchell—590	Mitchell—177	Joe—3.7	Mitchell—5
1965	Gilchrist—954	Gilchrist—252	Hayes—4.1	Gilchrist—6
1966	Hayes—411	Haynes—129	Hayes—3.9	Haynes—2
				Chobanian—2
1967	Little—381	Little—130	Mitchell—3.8	Hickey—4
				Hayes—4
1968	Little—584	Little—158	Little—3.7	Lynch—4
1969	Little—729	Little—146	Little—5.0	Little—6
1970	Little—901	Little—209	Anderson—4.4	Crenshaw—5
1971	Little—1133	Little—284	Dawkins—4.4	Little—6
1972	Little—859	Little—216	Anderson—4.4	Little—9
1973	Little—979	Little—256	Dawkins—4.4	Little—12
1974	Armstrong—1407	Armstrong—263	Armstrong—5.3	Keyworth—10
1975	Keyworth—725	Keyworth—182	Keyworth—4.0	Keyworth—3
				Lynch—3
1976	Armstrong—1008	Armstrong—247	Armstrong—4.1	Armstrong—5
1977	Armstrong—489	Armstrong—130	Perrin—4.1	Armstrong—4
1978	Perrin—455	Armstrong—112	Canada—4.6	Perrin—4
		Keyworth—112		
1979	Armstrong—453	Armstrong—108	Armstrong—4.2	Lytle—4
1980	Jensen—476	Preston—111	Jensen—4.7	Armstrong—4
				Preston—4
1981	Parros—749	Preston—183	Parros—4.3	Lytle—4
1982	Willhite—347	Parros—77	Willhite—5.0	Willhite—2
1983	Winder—757	Winder—196	Willhite—4.4	Peele—4
1984	Winder—1153	Winder—296	Willhite—4.8	Winder—4
1985	Winder—714	Winder—199	Elway—5.1	Winder—8
1986	Winder—789	Winder—240	Sewell—5.3	Winder—9
1987	Winder—741	Winder—196	Willhite—5.4	Winder—6
1988	Dorsett—703	Dorsett—181	Elway—4.3	Dorsett—5
1989	Humphrey—1151	Humphrey—294	Elway—5.1	Humphrey—7
1990	Humphrey—1202	Humphrey—288	Elway—5.2	Humphrey—7

	Yards	Attempts	Completions
1960	Tripucka—3038	Tripucka—478	Tripucka—248
1961	Tripucka—1690	Tripucka—344	Tripucka—167
1962	Tripucka—2917	Tripucka—440	Tripucka—240
1963	Slaughter—1689	Slaughter—223	Slaughter—112
1964	Lee—1611	Lee—265	Lee—133
1965	McCormick—1292	McCormick—253	McCormick—103
1966	Chobolan—1110	McCormick—193	Chobolan—82
1967	Tensi—1915	Tensi—325	Tensi—131
1968	Briscoe—1589	Briscoe—224	Briscoe—93
1969	Tensi—1990	Tensi—286	Tensi—131

YEARLY LEADERS (Continued)

	Yards	Attempts	Completions
1970	Liske—1340	Liske—238	Liske—112
1971	Ramsey—1120	Ramsey—178	Horn—89
1972	Johnson—1783	Johnson—238	Johnson—132
1973	Johnson—2465	Johnson—346	Johnson—184
1974	Johnson—1969	Johnson—244	Johnson—136
1975	Ramsey—1562	Ramsey—233	Ramsey—128
1976	Ramsey—1931	Ramsey—270	Ramsey—128
1977	Morton—1929	Morton—254	Morton—131
1978	Morton—1802	Morton—267	Morton—146
1979	Morton—2626	Morton—370	Morton—204
1980	Morton—2150	Morton—301	Morton—183
1981	Morton—3195	Morton—376	Morton—225
1982	DeBerg—1405	DeBerg—223	DeBerg—131
1983	Elway—1663	Elway—259	Elway—123
1984	Elway—2598	Elway—380	Elway—214
1985	Elway—3891	Elway—605	Elway—327
1986	Elway—3485	Elway—504	Elway—280
1987	Elway—3198	Elway—410	Elway—224
1988	Elway—3309	Elway—496	Elway—274
1989	Elway—3051	Elway—416	Elway—223
1990	Elway—3526	Elway—502	Elway—294

	Pct.	TD	Int.
1960	Tripucka—519	Tripucka—24	Tripucka—34
1961	Tripucka—486	Tripucka—10	Herring—22
1962	Tripucka—545	Tripucka—17	Tripucka—25
1963	Slaughter—502	Slaughter—12	Slaughter—14
1964	Slaughter—513	Lee—11	Lee—20
1965	Slaughter—510	McCormick—7	McCormick—14
1966	Chobolan—503	McCormick—6	McCormick—15
1967	Tensi—403	Tensi—16	Tensi—17
1968	Briscoe—415	Briscoe—14	Briscoe—13
1969	Tensi—458	Tensi—14	Tensi—12
1970	Liske—471	Liske—7	Liske—11
1971	Horn—514	Ramsey—5	Horn—14
1972	Johnson—555	Johnson—14	Johnson—14
1973	Johnson—532	Johnson—20	Johnson—17
1974	Johnson—557	Johnson—13	Johnson—9
1975	Ramsey—549	Ramsey—9	Ramsey—14
1976	Ramsey—474	Ramsey—11	Ramsey—13
1977	Morton—516	Morton—14	Morton—8
1978	Weese—632	Morton—11	Morton—8
1979	Morton—551	Morton—16	Morton—19
1980	Morton—608	Morton—12	Morton—13
1981	Morton—598	Morton—21	Morton—14
1982	DeBerg—587	DeBerg—7	DeBerg—11
1983	DeBerg—553	DeBerg—9	Elway—14
1984	Kubiak—587	Elway—18	Elway—15
1985	Elway—540	Elway—22	Elway—22
1986	Kubiak—605	Elway—19	Elway—13
1987	Karcher—549	Elway—19	Elway—12
1988	Kubiak—623	Elway—17	Elway—19
1989	Kubiak—582	Elway—18	Elway—18
1990	Elway—58.6	Elway—15	Elway—14

Receiving

	No.	Yards	Average	TD
1960	Taylor—92	Taylor—1235	Carmichael—19.3	Taylor—12
1961	Taylor—100	Taylor—1176	Frazier—17.0	Frazier—6
1962	Taylor—77	Taylor—908	Scarpitto—19.0	Scarpitto—6
1963	Taylor—78	Taylor—1101	Groman—16.2	Taylor—10
1964	Taylor—76	Taylor—873	Dixon—15.4	Taylor—7
1965	Taylor—85	Taylor—1131	Scarpitto—18.3	Taylor—6
1966	Haynes—46	Denson—725	Denson—20.1	Scarpitto—4
1967	Denson—46	Denson—899	Denson—19.5	Denson—11
1968	Crabtree—46	Crabtree—601	Denson—17.2	Crabtree—5
1969	Denson—53	Denson—809	Embree—16.2	Denson—10
1970	Denson—47	Denson—646	Whalen—14.0	Whalen—3
1971	Anderson—37	Simmons—403	Simmons—16.1	Harrison—2
1972	Sherman—38	Sherman—661	Moses—17.4	Moses—5
1973	Odoms—43	Odoms—629	Moses—18.5	Moses—8
1974	Odoms—42	Odoms—639	Moses—16.4	Odoms—6
1975	Keyworth—42	Odoms—544	Moses—17.4	Dolbin—3
1976	Armstrong—39	Moses—498	Moses—19.9	Odoms—3
1977	Odoms—37	Moses—539	Moses—20.0	Moses—7
1978	Odoms—54	Odoms—829	Moses—20.1	Moses—4
1979	Upchurch—64	Moses—943	Moses—17.5	Odoms—6
1980	Jensen—49	Moses—674	Moses—17.7	Upchurch—7
1981	Watson—60	Watson—1244	Watson—20.7	Watson—13
1982	Parros—37	Watson—555	Upchurch—15.7	Upchurch—3
1983	Watson—59	Watson—1133	Watson—19.2	Watson—5
1984	Watson—69	Watson—1170	Watson—17.0	Watson—7
1985	Watson—61	Watson—915	B. Johnson—20.0	Watson—5

YEARLY LEADERS (Continued)

	No.	Yards	Average	TD
1986	Willhite—64	Jackson—738	Jackson—19.4	Winder—5
1987	V. Johnson—42	V. Johnson—684	Nattiel—20.3	V. Johnson—7
1988	V. Johnson—68	V. Johnson—896	Jackson—18.5	Jackson—6
1989	V. Johnson—76	V. Johnson—1095	Young—18.3	V. Johnson—7
1990	Jackson—57	Jackson—926	Nattiel—16.5	Jackson—4
				Young—4

Interceptions

	No.	Ret. Yards
1960	Gonsoulin—11	Gonsoulin—98
1961	Nugent—7	McNamara—85
1962	Gonsoulin—7	Zeman—133
1963	Gonsoulin—6	Gonsoulin—64
1964	Brown—9	Brown—140
1965	Gonsoulin—6	Wilson—118
1966	Brown—3	Brown—37
1967	Sellers—3	
1968	Sellers—7	Wilson—153
1969	Jaquess—5	Jaquess—64
1970	Thompson—3	Thompson—92
1971	Martha—6	Martha—99
1972	Thompson—5	Thompson—83
1973	Mitchell—3	Preece—30
1974	Jones—4	Thompson—96
	Jones—5	Thompson—105
1975	Thompson—5	Thompson—97
1976	Gradishar—3	Jackson—136
1977	Jackson—7	Wright—128
1978	Thompson—5	B. Jackson—128
	B. Jackson—6	
1979	Foley—6	
1980	Foley—4	Thompson—57
1981	Foley—5	Foley—115
1982	Kyle—3	Foley—81
1983	Wright—6	Smith—29
1984	Foley—6	Harden—127
	Harden—6	Mecklenburg—105
1985	Harden—5	
	L. Wright—5	Harden—100
1986	Harden—6	
1987	Harden—4	Harden—179
1988	Harden—4	Clark—105
1989	Braxton—6	Robbins—66
1990	Atwater—2	Braxton—103
	Henderson—2	Henderson—71
	Montgomery—2	

Punt Returns

	No.	Yards	Average
1960	Carmichael—15	Carmichael—101	Carmichael—6.7
1961	Frazier—18	Frazier—231	Frazier—12.8
1962	Mingo—7	Zeman—59	Zeman—11.8
1963	Mitchell—12	Mitchell—141	Mingo—12.1
1964	Barry—16	Barry—149	Mitchell—12.0
1965	Barry—21	Barry—210	Barry—10.0
1966	Haynes—10	Haynes—119	Haynes—11.9
1967	Little—16	Little—270	Little—16.9
1968	Little—24	Little—261	Little—10.9
1969	Thompson—25	Thompson—288	Thompson—11.5
1970	Thompson—23	Thompson—233	Thompson—10.1
1971	Thompson—29	Thompson—274	Thompson—9.4
1972	Sherman—10	Sherman—89	Sherman—8.9
1973	Denson—5	Thompson—366	Thompson—13.2
1974	Thompson—26	Thompson—350	Thompson—13.5
1975	Upchurch—27	Upchurch—312	Thompson—12.2
1976	Upchurch—39	Upchurch—536	Upchurch—13.7
1977	Upchurch—51	Upchurch—653	Upchurch—12.8
1978	Upchurch—36	Upchurch—493	Upchurch—13.7
1979	Upchurch—30	Upchurch—304	Upchurch—10.1
1980	Upchurch—37	Upchurch—353	Upchurch—9.5
1981	Manning—41	Manning—378	Manning—9.2
1982	Upchurch—15	Upchurch—242	Upchurch—16.1
1983	Thomas—33	Thomas—368	Thomas—11.2
1984	Willhite—20	Willhite—200	Willhite—10.0
	Thomas—20		
1985	V. Johnson—30	V. Johnson—260	Willhite—10.4
1986	Willhite—42	Willhite—468	Willhite—11.1
1987	Clark—18	Clark—233	Swanson—14.7
1988	Nattiel—22	Nattiel—218	Nattiel—9.9
1989	Bell—21	Bell—143	V. Johnson—8.8
1990	Clark—21	Clark—159	V. Johnson—8.4

Kickoff Returns

No.	Yards	Average
1960 Carmichael—22	Carmichael—581	Carmichael—26.4
1961 Frazier—18	Frazier—504	Frazier—28.0
1962 Frazier—19	Frazier—388	Frazier—20.4
1963 Mitchell—37	Mitchell—954	Mitchell—25.7
1964 Barry—47	Barry—1245	Barry—26.5
1965 Haynes—34	Haynes—901	Haynes—26.5
1966 Sellers—19	Sellers—540	Sellers—28.4
1967 Little—35	Little—942	Little—26.9
1968 Little—26	Little—649	Little—25.0
1969 Williams—23	Williams—574	Thompson—28.5
1970 Anderson—21	Anderson—520	Anderson—24.8
1971 Anderson—8	Little—199	Little—28.3
1972 Montgomery—29	Montgomery—756	Montgomery—26.1
1973 Armstrong—20	Armstrong—472	Armstrong—23.6
1974 Armstrong—16	Armstrong—386	Armstrong—24.1
1975 Upchurch—40	Upchurch—1084	Upchurch—27.1
1976 Upchurch—22	Upchurch—514	Perrin—27.9
1977 Upchurch—20	Upchurch—456	Upchurch—22.8
1978 Perrin—12	Perrin—256	Upchurch—27.8
1979 Pane—18	Pane—354	Pane—19.7
1980 Brunson—40	Brunson—923	Brunson—23.1
1981 Manning—26	Manning—514	Manning—19.8
1982 Willhite—17	Manning—346	Manning—23.1
1983 Thomas—24	Thomas—573	Thomas—20.5
1984 Lang—19	Lang—404	Lang—21.3
1985 V. Johnson—30	V. Johnson—740	V. Johnson—24.7
1986 Bell—23	Bell—531	Bell—23.1
1987 Bell—15	Bell—323	Swanson—26.0
1988 Bell—36	Bell—762	Bell—21.2
1989 Bell—30	Bell—602	Bell—20.1
1990 Clark—20	Clark—505	Clark—25.3

Scoring

TD	FG	Points
1960 Taylor—12	Mingo 18-28, .643	Mingo—123
1961 Frazier—8	Hill 5-15, .333	Frazier—50
1962 Scarplitto—6	Mingo 27-39, .692	Mingo—137
1963 Taylor—10	Mingo 16-30, .533	Mingo—83
1964 Taylor—7	Mingo 8-12, .667	Taylor—42
1965 Hayes—7	Kroner 13-29, .448	Kroner—71
Gilchrist—7		
1966 Scarplitto—5	Kroner 14-25, .560	Kroner—62
1967 Denson—11	Humphreys 7-15, .467	Denson—66
1968 Crabtree—5	Howfield 9-18, .500	Howfield—57
Little—5		
Denson—5		
1969 Denson—10	Howfield 13-29, .448	Howfield—75
1970 Crenshaw—6	Howfield 18-32, .563	Howfield—81
1971 Little—6	Turner 25-38, .658	Turner—93
1972 Little—13	Turner 20-29, .690	Turner—97
1973 Little—13	Turner 22-33, .667	Turner—106
1974 Armstrong—12	Turner 11-21, .524	Armstrong—72
1975 *5 players—4	Turner 21-29, .724	Turner—86
1976 Moses—7	Turner 15-21, .714	Turner—81
1977 **5 players—4	Turner 13-19, .684	Turner—76
1978 Odoms—6	Turner 11-22, .500	Turner—64
1979 Upchurch—7	Turner 13-21, .619	Turner—71
1980 Odoms—6	Steinfert 26-34, .765	Steinfert—110
1981 Watson—13	Steinfert 17-30, .567	Steinfert—87
1982 Upchurch—5	Karlis 11-13, .846	Karlis—48
1983 Watson—5	Karlis 21-25, .840	Karlis—96
1984 Watson—7	Karlis 21-28, .750	Karlis—101
1985 Winder—8	Karlis 23-38, .605	Karlis—110
1986 Winder—14	Karlis 20-28, .715	Karlis—104
1987 V. Johnson—7	Karlis 18-25, .720	Karlis—91
Winder—7		
1988 Jackson—6	Karlis 23-36, .639	Karlis—105
Sewell—6		
1989 Humphrey—8	Treadwell—27-33, .818	Treadwell—120
1990 Humphrey—7	Treadwell—25-34, .735	Treadwell—109

*Keyworth, Dolbin, Little, Lynch, Odoms.

**Armstrong, Moses, Morton, Perrin, Upchurch.

BRONCOS RECORDS

SERVICE

Years played	14 — Tom Jackson, 1973-86
	13 — Barney Chavous, 1973-85
	13 — Paul Howard, 1973-75, 1977-86
	13 — Bill Thompson, 1968-81
	12 — Billy Bryan, 1977-88
	12 — Rubin Carter, 1975-86
	12 — Riley Odoms, 1972-83
	12 — Louis Wright, 1975-86
Games played (career)	191 — Tom Jackson, 1973-86
	187 — Paul Howard, 1973-75, 1977-86
	182 — Barney Chavous, 1973-85
	179 — Bill Thompson, 1968-81
	166 — Rubin Carter, 1975-86
	166 — Louis Wright, 1975-86
Games started (career)	178 — Bill Thompson, 1968-81
	177 — Barney Chavous, 1973-85
	177 — Tom Jackson, 1973-86
	163 — Louis Wright, 1975-86
	151 — Billy Bryan, 1977-88
	151 — Rubin Carter, 1975-86

TOTAL OFFENSE

Game	Season	Career
Plays	56—Tripucka	656—Elway, 1985
	at Buffalo 9/15/62	556—Elway, 1986
	56—Slaughter	552—Elway, 1990
	at Houston 12/20/64	
	55—Elway	
	at NY Giants 11/23/86	
	55—Tripucka	
	vs. Houston 11/6/60	
	55—Liske	
	at Buffalo 9/28/69	
Yards gained	447—Tripucka	4,144—Elway, 1985
	at Buffalo 9/15/62	3,784—Elway, 1990
	445—Johnson	3,742—Elway, 1986
	vs. Kansas City	3,543—Elway, 1988
	11/24/74	
	432—Elway	
	at Seattle, 12/20/85	
Avg. gain per play	(Min. of 10 plays)	(Min. of 125 plays)
	15.70—Morton vs. San Diego 9/27/81	8.37—Morton, 1981
	14.20—Morton vs. Detroit 10/11/81	7.93—Johnson, 1974
	13.58—Johnson vs. Kansas City 9/21/75	7.53—Breaux, 1963
		(Min. of 200 plays)
		7.30—Johnson, 1972-75
		7.17—Morton, 1977-82
		7.16—Briscoe, 1968

RUSHING

Top Ten Season Marks

	Attempts	Yards	Average	TDs
Otis Armstrong—1974	263	1407	5.3	9
Bobby Humphrey—1990	288	1202	4.2	7
Sammy Winder—1984	296	1153	3.9	4
Bobby Humphrey—1989	294	1151	3.9	7
Floyd Little—1971	284	1133	4.0	6
Otis Armstrong—1976	247	1008	4.1	5
Floyd Little—1973	256	979	3.8	12
Cookie Gilchrist—1965	252	954	3.8	6
Floyd Little—1970	209	901	4.3	3
Floyd Little—1972	216	859	4.0	9

Top Career Marks

	Attempts	Yards	Average	TDs
Floyd Little—1967-75	1641	6323	3.9	43
Sammy Winder—1982-90	1493	5428	3.6	39
Otis Armstrong—1973-80	1023	4453	4.3	25

RUSHING (Continued)

	Attempts	Yards	Average	TDs
Jon Keyworth—1973-80	699	2653	3.8	22
Bobby Humphrey—1989-90	588	2353	4.0	14
John Elway—1983-90	405	1933	4.8	14
Dave Preston—1978-83	479	1793	3.7	10
Gerald Wilhite—1982-88	380	1688	4.4	17
Rob Lytle—1977-83	376	1451	3.9	12
Rick Parros—1981-84	329	1330	4.0	6

	Game	Season	Career
Yards gained	183—Armstrong vs. Houston 12/8/74 177—Humphrey at Buffalo 9/30/90 166—Little at Cincinnati 10/19/69	1,407—Armstrong, 1974 1,202—Humphrey, 1990 1,153—Winder, 1984 1,151—Humphrey, 1989 1,133—Little, 1971 1,008—Armstrong, 1976	6,323—Little, 1967-75 5,428—Winder, 1982-90 4,453—Armstrong, 1973-80 2,653—Keyworth, 1974-80
Carries	34—Humphrey at Buffalo 9/30/90 34—Winder at L.A. Raiders 10/28/84 32—Dorsett vs. L.A. Raiders 9/26/88 32—Gilchrist at Boston 9/24/65	296—Winder, 1984 294—Humphrey, 1989 288—Humphrey, 1990 284—Little, 1971	1,641—Little, 1967-75 1,493—Winder, 1982-90 1,023—Armstrong, 1973-80
Avg. per carry	(Min. of 8 carries) 11.00—Rolle vs. Oakland 10/2/60 10.38—Joe at Boston 10/18/63 10.33—Dawkins at Kansas City 10/7/73	(Min. of 100 carries) 5.35—Armstrong, 1974 4.99—Little, 1969 4.71—Jensen, 1980 4.62—Keyworth, 1974 4.62—Canada, 1978	(Min. of 100 carries) 4.77—Elway, 1983-90 4.44—Wilhite, 1982-88 4.39—Dawkins, 1971-73
TDs	3—Armstrong vs. Houston 12/8/74 3—Keyworth vs. Kansas City 11/18/74 3—Little vs. Cincinnati 9/16/73	12—Little, 1973 10—Keyworth, 1974 9—Winder, 1986 9—Little, 1972 9—Armstrong, 1974	43—Little, 1967-75 37—Winder, 1982-89 25—Armstrong, 1973-80

Other Rushing Records

Longest scoring run—82, Mingo vs. Oakland, 10/5/62
80, Little at San Francisco, 10/25/70
72, Dawkins at Kansas City, 10/7/73

Longest non-scoring run—68, Bell vs. Los Angeles, 10/16/60
63, Krieg vs. San Diego, 12/10/72
62, Perrin vs. Baltimore, 11/27/77

100-YARD RUSHING GAMES

Player	Performance	Opponent
Don Stone	17-104, 1 TD	Oct. 6, 1963 vs. San Diego
Billy Joe	20-105, 0 TD	Nov. 17, 1963 vs. New York
Billy Joe	16-108, 1 TD	Nov. 15, 1964 vs. New York
Cookie Gilchrist	32-142, 0 TD	Sept. 24, 1965 at Boston
Cookie Gilchrist	16-119, 0 TD	Nov. 14, 1965 at Houston
Floyd Little	25-126, 1 TD	Oct. 27, 1968 vs. Miami
Floyd Little	30-147, 1 TD	Nov. 3, 1968 at Boston
Floyd Little	21-105, 1 TD	Sept. 14, 1969 vs. Boston
Floyd Little	15-104, 1 TD	Sept. 21, 1969 vs. New York Jets
Floyd Little	29-166, 1 TD	Oct. 19, 1969 at Cincinnati
Floyd Little	16-140, 1 TD	Oct. 25, 1970 at San Francisco
Bobby Anderson	25-106, 1 TD	Oct. 17, 1971 vs. San Diego
Floyd Little	25-113, 1 TD	Oct. 24, 1971 at Cleveland
Floyd Little	24-123, 1 TD	Oct. 31, 1971 at Philadelphia
Floyd Little	22-101, 0 TD	Nov. 14, 1971 vs. Cincinnati
Floyd Little	29-125, 0 TD	Dec. 5, 1971 vs. Chicago
Floyd Little	22-101, 0 TD	Sept. 17, 1972 vs. Houston
Floyd Little	18-100, 2 TD	Oct. 15, 1972 vs. Minnesota
Floyd Little	14-124, 1 TD	Nov. 5, 1972 at New York Giants
Floyd Little	19-123, 1 TD	Oct. 14, 1973 at Houston
Joe Dawkins	30-117, 0 TD	Oct. 28, 1973 at New York Jets
Floyd Little	22-109, 2 TD	Nov. 11, 1973 vs. San Diego
Otis Armstrong	19-131, 0 TD	Sept. 22, 1974 vs. Pittsburgh

100-YARD RUSHING GAMES (Continued)

Player	Performance	Opponent
Otis Armstrong	17-142, 1 TD	Oct. 27, 1974 at Cleveland
Otis Armstrong	19-110, 1 TD	Nov. 10, 1974 at Baltimore
Otis Armstrong	29-146, 0 TD	Nov. 24, 1974 at Oakland
Jon Keyworth	15-148, 1 TD	Nov. 24, 1974 at Oakland
Otis Armstrong	24-144, 1 TD	Nov. 28, 1974 at Detroit
Otis Armstrong	31-183, 3 TD	Dec. 8, 1974 vs. Houston
Otis Armstrong	18-142, 0 TD	Dec. 15, 1974 at San Diego
Jon Keyworth	20-132, 0 TD	Nov. 30, 1975 vs. San Diego
Otis Armstrong	16-101, 1 TD	Oct. 24, 1976 at Kansas City
Otis Armstrong	18-116, 0 TD	Nov. 7, 1976 vs. Tampa Bay
Otis Armstrong	26-116, 1 TD	Dec. 12, 1976 at Chicago
Norris Weese	12-120, 0 TD	Dec. 12, 1976 at Chicago
Otis Armstrong	21-120, 0 TD	Nov. 20, 1977 at Kansas City
Rob Lytle	16-110, 1 TD	Nov. 19, 1978 vs. Green Bay
Rob Lytle	18-102, 1 TD	Nov. 25, 1979 vs. Oakland
Otis Armstrong	22-107, 1 TD	Oct. 13, 1980 vs. Washington
Otis Armstrong	25-106, 1 TD	Oct. 26, 1980 at New York Giants
Sammy Winder	20-119, 0 TD	Sept. 25, 1983 vs. L.A. Raiders
Sammy Winder	29-165, 0 TD	Oct. 9, 1983 at Houston
Sammy Winder	31-139, 1 TD	Sept. 23, 1984 at Kansas City
Sammy Winder	34-126, 0 TD	Oct. 28, 1984 at L.A. Raiders
Sammy Winder	20-103, 2 TD	Sept. 29, 1985 vs. Miami
Sammy Winder	20-104, 2 TD	Sept. 21, 1986 at Philadelphia
Sammy Winder	19-102, 0 TD	Jan. 4, 1987 vs. New England*
Joe Dudek	23-128, 2 TD	Oct. 12, 1987 vs. L.A. Raiders
Tony Dorsett	23-113, 1 TD	Sept. 11, 1988 vs. San Diego
Tony Dorsett	32-119, 2 TD	Sept. 26, 1988 vs. L.A. Raiders
Sammy Winder	17-100, 0 TD	Oct. 9, 1988 at San Francisco
Bobby Humphrey	23-102, 1 TD	Oct. 8, 1989 vs. San Diego
Bobby Humphrey	25-105, 2 TD	Nov. 5, 1989 vs. Pittsburgh
Bobby Humphrey	31-110, 0 TD	Nov. 20, 1989 at Washington
Bobby Humphrey	31-125, 0 TD	Dec. 3, 1989 at L.A. Raiders
Bobby Humphrey	23-128, 0 TD	Dec. 16, 1989 at Phoenix
Bobby Humphrey	19-132, 2 TD	Sept. 17, 1990 vs. Kansas City
Bobby Humphrey	25-129, 0 TD	Sept. 23, 1990 vs. Seattle
Bobby Humphrey	34-177, 1 TD	Sept. 30, 1990 at Buffalo
Bobby Humphrey	20-106, 1 TD	Oct. 8, 1990 vs. Cleveland

TOTALS—Floyd Little 15, Otis Armstrong 13, Bobby Humphrey 9, Sammy Winder 8 (includes one postseason game), Tony Dorsett 2, Billy Joe 2, Cookie Gilchrist 2, Jon Keyworth 2, Rob Lytle 2, Donnie Stone 1, Bobby Anderson 1, Joe Dawkins 1, Norris Weese 1, Joe Dudek 1. (* Denotes postseason game.)

Most 100-yard games, season

- 7 — Otis Armstrong, 1974
- 5 — Bobby Humphrey, 1989
- 4 — Bobby Humphrey, 1990
- 4 — Floyd Little, 1971

Most Consecutive 100-yard games

- 4 — Bobby Humphrey, 1990
- 4 — Otis Armstrong, 1974

PASSING

Top Ten Season Marks

	Att.	Comp.	Pct.	Yds.	TD	Int.
Elway—1985	605	327	.540	3891	22	23
Elway—1990	502	294	.586	3526	15	14
Elway—1986	504	280	.556	3485	19	13
Elway—1988	496	274	.552	3309	17	19
Elway—1987	410	224	.546	3198	19	12
Morton—1981	376	225	.598	3195	21	14
Elway—1989	416	223	.536	3051	18	18
Tripucka—1960	478	248	.519	3038	24	34
Tripucka—1962	440	240	.545	2902	17	25
Morton—1979	370	204	.551	2626	16	19

PASSING RECORDS (Continued)

Top Ten Career Marks

	Att.	Comp.	Pct.	Yds.	TD	Int.
Elway—1983-90	3572	1959	.548	24721	135	128
Morton—1977-82	1594	907	.569	11895	74	62
Tripucka—1960-63	1277	662	.518	7676	51	85
Johnson—1972-75	970	517	.533	7238	52	52
Ramsey—1971-76	919	456	.496	6437	35	58
Tensi—1967-70	810	348	.430	5153	38	45
DeBerg—1981-83	546	314	.575	3819	22	26
Slaughter—1963-66	584	291	.498	3607	22	37
McCormick—1963-68	537	207	.385	2791	17	33
Lee—1964-68	345	177	.513	2303	16	23

Career Touchdown Passes—Elway 135, Morton 74, Johnson 52, Tripucka 51, Tensi 38, Ramsey 35, DeBerg 26, Slaughter 22, McCormick 17, Lee 16, Liske 16, Briscoe 14, Kubiak 14, Breaux 7, Weese 7, Karcher 6, Herring 5, Penrose 5, Shaw 4, Choboain 4, Horn 3, Robinson 2, LeClair 2, Mingo 2, Dorsett 1, Glacken 1, Hufnagel 1, Pastrana 1, Stone 1, Little 1, Anderson 1, Humphrey 1, Keyworth 1, Norman 1, Sewell 1.

	Game	Season	Career
Yards gained	447—Tripucka at Buffalo 9/15/62	3,891—Elway, 1985	24,721—Elway, 1983-90
	445—Johnson vs. Kansas City 11/18/74	3,526—Elway, 1990	11,895—Morton, 1977-82
	432—Elway at Seattle, 12/20/85	3,485—Elway, 1986	7,676—Tripucka, 1960-63
		3,309—Elway, 1988	7,238—Johnson, 1972-75
Completions	34—Slaughter at Houston 12/20/64	327—Elway, 1985	1,959—Elway, 1983-90
	30—Elway vs. Seattle 9/23/90	294—Elway, 1990	907—Morton, 1977-82
	30—Elway at Green Bay 9/20/67	280—Elway, 1986	662—Tripucka, 1960-63
	30—Tripucka vs. Houston 11/6/60		
Attempts	56—Tripucka at Buffalo 9/15/62	605—Elway, 1985	3,572—Elway, 1983-90
	53—Slaughter at Houston 12/20/64	504—Elway, 1986	1,594—Morton, 1977-82
	52—Tripucka vs. Houston 11/6/60	502—Elway, 1990	1,277—Tripucka, 1960-63
	52—Tripucka at Houston 11/20/60		970—Johnson, 1972-75
Pct.	(Min. of 10 attempts)	(Min. of 50 attempts)	(Min. of 100-attempts)
	.944—Morton vs. San Diego 9/27/81	.632—Weese, 1978	.580—Kubiak, 1983-90
	.916—Elway at LA Raiders, 11/2/86	.623—Kubiak, 1988	.575—DeBerg, 1981-82
	.864—Morton vs. K.C. 12/10/78	.608—Morton, 1980	.570—Weese, 1976-79
TDs	5—Elway vs. Minnesota 11/18/84	24—Tripucka, 1960	135—Elway, 1983-90
	5—Tripucka vs. Buffalo 10/28/62	22—Elway, 1985	74—Morton, 1977-81
	4—Nine times	21—Morton, 1981	52—Johnson, 1972-75
		20—Johnson, 1973	51—Tripucka, 1960-63
Interceptions	6—Horn at Green Bay 9/26/71	34—Tripucka, 1960	128—Elway, 1983-90
	6—Herring at Houston 11/26/61	25—Tripucka, 1962	85—Tripucka, 1960-63
	5—8 times	23—Elway, 1985	62—Morton, 1977-82
Intercept. avoidance	.000—by many	.013—Kubiak, 1984	.036—Elway, 1983-90
		.026—Elway, 1986	.039—Morton, 1977-82
		.028—Elway, 1990	.043—Breaux, 1963
Avg. per completion	(Min. of 12 attempts)	(Min. of 50 attempts)	(Min. of 100 attempts)
	33.64—Lee at Oakland 12/5/65	17.93—Hufnagel, 1975	17.09—Briscoe, 1968
	33.00—Elway at Cleveland 10/1/89	17.09—Briscoe, 1968	15.98—Shaw, 1962
	27.92—Briscoe vs. Buffalo 11/24/68	16.15—Ramsey, 1972	15.09—Tensi, 1967-70

PASSING RECORDS (Continued)

Avg. per attempt	17.1—Morton vs. San Diego 9/27/81	8.65—Lee, 1965	7.52—Weese, 1976-79
	16.45—Johnson vs. Kansas City 9/21/75	8.50—Morton, 1981	7.46—Johnson, 1972-75
	15.7—Morton vs. Detroit 10/11/81	8.31—Weese, 1978	7.46—Morton, 1977-82
	13.41—Weese vs. Pittsburgh 12/16/78		

Other Passing Records

Most Consecutive Games with TD Pass—

- 13—Elway (Last 7 games of 1985 and first 6 games of 1986).
- 10—Johnson, 1973-74 (Last 8 games of 1973 and first 2 games of 1974).
- 9—Elway, 1987 (6th through 14th games).
- 9—Morton, 1977 (5th through 13th games).
- 9—Tripucka, 1962 (Span of 10 games, did not play one game).

Most Consecutive Completions—

- 18—DeBerg at Los Angeles Rams (17), 12/12/82 and vs. Kansas City (1), 12/19/82
- 16—Morton vs. Kansas City, 12/10/78
- 11—Elway at Los Angeles Raiders, 11/2/86
- 11—Elway vs. Kansas City (8), 12/14/85 and at Seattle (3), 12/20/85
- 11—Morton vs. San Diego, 9/27/81
- 11—Tensi at San Diego, 11/23/69
- 10—Tripucka vs. Dallas, 10/8/61

Longest Scoring Pass—

- 97—Shaw to Tarr at Boston, 9/21/62
- 96—Tripucka to Frazier at Buffalo, 9/15/62
- 95—Morton to Watson vs. San Diego, 9/27/81
- 93—Morton to Watson vs. Detroit, 10/11/81

Longest Non-Scoring Pass—

- 86—Elway to V. Johnson vs. L.A. Raiders, 9/26/88
- 86—Morton to Watson vs. Kansas City, 12/6/81
- 74—Liske to Van Heusen at New Orleans, 11/22/70
- 74—Horn to Little vs. Oakland, 10/10/71
- 73—Elway to Watson at Seattle, 12/15/84
- 72—Johnson to Little vs. San Diego, 10/29/74

300-YARD PASSING GAMES

Player	Performance	Opponent
Frank Tripucka	30-52-2, 375 yards and 3 TD	Nov. 6, 1960 vs. Houston
Frank Tripucka	19-41-5, 328 yards and 3 TD	Nov. 27, 1960 vs. Buffalo
Frank Tripucka	28-47-2, 376 yards and 2 TD	Sept. 7, 1962 vs. San Diego
Frank Tripucka	29-56-3, 447 yards and 2 TD	Sept. 15, 1962 at Buffalo
Frank Tripucka	26-40-1, 308 yards and 1 TD	Oct. 21, 1962 vs. Houston
Jacky Lee	11-36-1, 370 yards and 1 TD	Dec. 5, 1965 at Oakland
John McCormick	13-37-3, 328 yards and 3 TD	Dec. 18, 1966 at Buffalo
Marlin Briscoe	12-29-2, 335 yards and 4 TD	Nov. 24, 1968 vs. Buffalo
Steve Tensi	19-26-1, 301 yards and 3 TD	Nov. 23, 1969 at San Diego
Charley Johnson	20-28-0, 361 yards and 2 TD	Oct. 22, 1972 at Oakland
Charley Johnson	24-39-2, 326 yards and 1 TD	Sept. 20, 1973 vs. Chicago
Charley Johnson	28-42-2, 445 yards and 2 TD	Nov. 18, 1974 vs. Kansas City
Charley Johnson	12-20-2, 329 yards and 3 TD	Sept. 21, 1975 vs. Kansas City
Craig Morton	27-39-2, 306 yards and 2 TD	Nov. 16, 1980 vs. New York Jets
Craig Morton	18-30-1, 338 yards and 1 TD	Dec. 14, 1980 vs. Oakland
Craig Morton	17-18-0, 308 yards and 4 TD	Sept. 27, 1981 vs. San Diego
Craig Morton	25-38-1, 342 yards and 2 TD	Oct. 18, 1981 at Kansas City
Steve DeBerg	21-34-2, 305 yards and 2 TD	Nov. 22, 1981 at Cincinnati
Steve DeBerg	23-31-1, 307 yards and 2 TD	Dec. 12, 1982 at Los Angeles Rams
Steve DeBerg	21-41-0, 350 yards and 1 TD	Oct. 30, 1983 vs. Kansas City
John Elway	23-44-0, 345 yards and 3 TD	Dec. 11, 1983 vs. Baltimore
John Elway	26-40-1, 315 yards and 3 TD	Nov. 4, 1984 vs. New England
John Elway	28-43-1, 353 yards and 4 TD	Sept. 15, 1985 vs. New Orleans
John Elway	22-37-5, 301 yards and 1 TD	Dec. 14, 1985 vs. Kansas City

PASSING RECORDS (Continued)

Player	Performance	Opponent
John Elway	24-42-0, 432 yards and 1 TD	Dec. 20, 1985 at Seattle
John Elway	18-32-1, 321 yards and 1 TD	Oct. 26, 1986 vs. Seattle
John Elway	29-47-2, 336 yards and 0 TD	Nov. 23, 1986 at New York Giants
John Elway	22-37-1, 304 yards and 1 TD	Jan. 25, 1987 vs. New York Giants
John Elway	22-32-1, 338 yards and 4 TD	Sept. 13, 1987 vs. Seattle
John Elway	21-40-2, 341 yards and 3 TD	Nov. 16, 1987 vs. Chicago
John Elway	21-32-1, 347 yards and 3 TD	Nov. 29, 1987 at San Diego
John Elway	21-42-2, 335 yards and 1 TD	Dec. 13, 1987 at Seattle
John Elway	29-49-3, 324 yards and 2 TD	Dec. 4, 1988 at L.A. Raiders
John Elway	18-35-0, 344 yards and 2 TD	Oct. 22, 1989 at Seattle
John Elway	20-36-0, 385 yards and 3 TD	Jan. 14, 1990 vs. Cleveland*
John Elway	21-30-0, 317 yards and 2 TD	Oct. 21, 1990 at Indianapolis
John Elway	24-36-1, 328 yards and 2 TD	Dec. 9, 1990 at Kansas City

TOTALS—John Elway 17 (includes two postseason games), Frank Tripucka 5, Charley Johnson 4, Craig Morton 4, Steve DeBerg 3, Jacky Lee 1, John McCormick 1, Marlin Briscoe 1, Steve Tensi 1.

Most 300-yard games, season

- 4 — John Elway, 1987
- 3 — John Elway, 1986
- 3 — John Elway, 1985
- 3 — Frank Tripucka, 1962

Most consecutive 300-yard games

- 2 — John Elway, 1985
- 2 — Frank Tripucka, 1962

RECEIVING

Top Season Marks

	No.	Yards	Avg.	TD
Taylor—1961	100	1176	11.8	4
Taylor—1960	92	1235	13.4	12
Taylor—1965	85	1131	13.3	6
Taylor—1963	78	1101	14.1	10
Taylor—1962	77	908	11.7	4
V.Johnson—1989	76	1095	14.4	7
Taylor—1964	76	873	11.5	7
Watson—1984	69	1170	17.0	7
V. Johnson—1988	68	896	13.2	5
Willhite—1986	64	529	8.3	3

Top Career Marks

	No.	Yards	Avg.	TD
Taylor—1960-66	543	6872	12.7	44
Odoms—1972-83	396	5755	14.5	41
Watson—1979-87	353	6112	17.3	36
V.Johnson—1985-90	322	4506	14.0	27
Moses—1972-81	302	5450	18.0	44
Denson—1964-70	250	4150	16.6	32
Upchurch—1975-82	227	3730	16.4	22
Little—1967-75	215	2418	11.2	9
Willhite—1982-88	207	1767	8.5	5
Winder—1982-90	197	1302	6.6	9

Game	Season	Career
Receptions 13—Anderson vs. Chicago 9/30/73	100—Taylor, 1961	543—Taylor, 1960-66
13—Taylor vs. Oakland 11/29/64	92—Taylor, 1960	396—Odoms, 1972-83
12—Taylor at Boston 9/21/62	85—Taylor, 1965	353—Watson, 1979-87
		322—V. Johnson, 1985-90

RECEIVING RECORDS (Continued)

Yards	199—Taylor vs. Buffalo 11/27/60 183—Watson at Los Angeles Rams 12/12/82 182—Watson vs. Detroit 10/11/81	1,244—Watson, 1981 1,235—Taylor, 1960 1,178—Taylor, 1961	6,872—Taylor, 1960-66 6,112—Watson, 1979-87 5,755—Odoms, 1972-83 5,450—Moses, 1972-81
TDs	3—Watson vs. Baltimore 9/20/81 3—Moses at Houston 10/4/73 3—Scarpitto at Buffalo 12/18/66 3—Taylor vs. Buffalo 11/27/60	13—Watson, 1981 12—Taylor, 1960 11—Denson, 1967	44—Taylor, 1960-66 44—Moses, 1972-81 41—Odoms, 1972-83 36—Watson, 1979-87

Avg. per catch	(Min. of 4 Catches)	(Min. of 20 Catches)	(Min. of 50 Catches)
41.25—Little at Buffalo	22.05—Scarpitto, 1963	20.54—Van Heusen, 1968-76	
38.00—Tarr at Boston 9/12/62	20.32—Nattiel, 1987	18.05—Moses, 1972-81	
36.4—Watson vs. Detroit 10/11/81	20.14—Denson, 1966	17.88—M.Jackson 1986-90	

Other Receiving Records

Most Consecutive Games with TD Reception—

- 6—Taylor, 1960-61 (Last 4 games of 1960, first 2 games of 1961)
- 6—V. Johnson, 1987
- 6—Denson, 1969
- 5—Watson, 1981
- 4—Scarpitto, 1963
- 4—Denson, 1967
- 4—Odoms, 1973
- 4—Upchurch, 1979

Most Consecutive Games with Reception—

- 62—Taylor, 1960-64
- 49—Watson, 1983-86
- 41—Odoms, 1976-79
- 33—Odoms, 1973-76
- 29—Preston, 1980-82
- 28—Watson, 1980-82
- 25—V.Johnson, 1988-89
- 21—Little, 1973-74
- 19—Taylor, 1964-65
- 19—Denson, 1968-69
- 19—Jackson, 1989-90

100-YARD RECEIVING GAMES

Player	Performance	Opponent
Al Carmichael	6-130, 1 TD	Sept. 9, 1960 at Boston
Lionel Taylor	6-125, 1 TD	Sept. 23, 1960 at New York
Lionel Taylor	7-101, 2 TD	Oct. 2, 1960 vs. Oakland
Al Carmichael	3-109, 2 TD	Oct. 23, 1960 vs. Boston
Lionel Taylor	10-106, 1 TD	Oct. 23, 1960 vs. Boston
Lionel Taylor	10-140, 1 TD	Nov. 6, 1960 vs. Houston
Al Carmichael	7-117, 2 TD	Nov. 6, 1960 vs. Houston
Lionel Taylor	10-138, 0 TD	Nov. 20, 1960 at Houston
Lionel Taylor	9-199, 3 TD	Nov. 27, 1960 vs. Buffalo
Lionel Taylor	9-171, 1 TD	Dec. 10, 1960 at Los Angeles
Lionel Taylor	7-132, 2 TD	Sept. 10, 1961 at Buffalo
Lionel Taylor	11-126, 0 TD	Sept. 24, 1961 at New York
Lionel Taylor	9-118, 0 TD	Oct. 1, 1961 at Oakland
Lionel Taylor	7-120, 1 TD	Oct. 8, 1961 vs. Dallas
Al Frazier	7-166, 1 TD	Oct. 15, 1961 vs. Oakland
Al Frazier	6-126, 1 TD	Oct. 22, 1961 vs. New York
Al Frazier	5-125, 1 TD	Nov. 12, 1961 vs. San Diego
Lionel Taylor	10-119, 0 TD	Nov. 12, 1961 vs. San Diego
Donnie Stone	9-137, 1 TD	Dec. 3, 1961 vs. Boston
Lionel Taylor	9-133, 0 TD	Sept. 15, 1962 at Buffalo
Al Frazier	4-125, 1 TD	Sept. 15, 1962 at Buffalo

100-YARD RECEIVING GAMES (Continued)

Lionel Taylor	12-119, 0 TD	Sept. 21, 1962 at Boston
Jerry Tarr	4-152, 2 TD	Sept. 21, 1962 at Boston
Lionel Taylor	7-110, 0 TD	Dec. 9, 1962 at Dallas
Lionel Taylor	7-169, 1 TD	Sept. 29, 1963 vs. Boston
Lionel Taylor	7-142, 2 TD	Oct. 6, 1963 vs. San Diego
Bob Scarpitto	4-134, 2 TD	Oct. 13, 1963 vs. Houston
Lionel Taylor	10-116, 1 TD	Dec. 15, 1963 at Oakland
Gene Prebola	4-106, 1 TD	Dec. 15, 1963 at Oakland
Lionel Taylor	8-149, 0 TD	Sept. 27, 1964 vs. Houston
Hewritt Dixon	4-109, 0 TD	Oct. 25, 1964 at Oakland
Hewritt Dixon	5-121, 1 TD	Nov. 1, 1964 at Kansas City
Al Denson	3-113, 1 TD	Nov. 1, 1964 at Kansas City
Lionel Taylor	13-112, 0 TD	Nov. 29, 1964 vs. Oakland
Bob Scarpitto	11-111, 1 TD	Dec. 20, 1964 at Houston
Bob Scarpitto	5-108, 2 TD	Sept. 11, 1965 at San Diego
Lionel Taylor	9-172, 1 TD	Sept. 19, 1965 vs. Buffalo
Lionel Taylor	7-114, 0 TD	Nov. 7, 1965 vs. San Diego
Lionel Taylor	11-141, 2 TD	Nov. 21, 1965 vs. Oakland
Lionel Taylor	8-164, 0 TD	Dec. 5, 1965 at Oakland
Wendell Hayes	5-126, 1 TD	Dec. 5, 1965 at Oakland
Al Denson	5-158, 1 TD	Oct. 2, 1966 vs. Houston
Charlie Mitchell	4-126, 1 TD	Dec. 4, 1966 vs. Miami
Bob Scarpitto	5-123, 3 TD	Dec. 18, 1966 at Buffalo
Al Denson	4-131, 2 TD	Sept. 3, 1967 vs. Boston
Al Denson	7-134, 1 TD	Sept. 24, 1967 vs. New York Jets
Eric Crabtree	6-123, 1 TD	Oct. 22, 1967 vs. San Diego
Al Denson	4-107, 1 TD	Oct. 29, 1967 at Kansas City
Al Denson	7-102, 2 TD	Nov. 19, 1967 at Buffalo
Eric Crabtree	8-107, 1 TD	Nov. 23, 1967 at San Diego
Eric Crabtree	6-129, 1 TD	Dec. 17, 1967 vs. Kansas City
Al Denson	8-115, 0 TD	Sept. 15, 1968 at Cincinnati
Eric Crabtree	7-113, 0 TD	Sept. 22, 1968 at Kansas City
Eric Crabtree	5-148, 1 TD	Oct. 13, 1968 at New York Jets
Jimmy Jones	8-128, 2 TD	Oct. 20, 1968 at San Diego
Floyd Little	4-165, 1 TD	Nov. 24, 1968 vs. Buffalo
Al Denson	6-131, 2 TD	Dec. 8, 1968 at Oakland
Mike Haffner	4-122, 0 TD	Dec. 14, 1968 vs. Kansas City
Al Denson	6-138, 1 TD	Sept. 28, 1969 at Buffalo
Mike Haffner	6-102, 1 TD	Oct. 26, 1969 at Houston
Al Denson	6-140, 2 TD	Nov. 23, 1969 at San Diego
John Embree	9-122, 1 TD	Nov. 23, 1969 at San Diego
Jerry Simmons	6-153, 0 TD	Nov. 21, 1971 at Kansas
Rod Sherman	4-110, 0 TD	Sept. 17, 1972 vs. Houston
Jerry Simmons	6-118, 1 TD	Oct. 22, 1972 at Oakland
Bobby Anderson	13-143, 0 TD	Sept. 10, 1973 vs. Chicago
Riley Odums	5-114, 1 TD	Nov. 4, 1973 at St. Louis
Haven Moses	5-108, 2 TD	Nov. 25, 1973 vs. Kansas City
Haven Moses	5-132, 0 TD	Oct. 13, 1974 vs. New Orleans
Floyd Little	7-127, 0 TD	Oct. 20, 1974 vs. San Diego
Riley Odums	7-125, 0 TD	Nov. 18, 1974 vs. Kansas City
Rick Upchurch	3-153, 1 TD	Sept. 21, 1975 vs. Kansas City
Haven Moses	5-168, 2 TD	Jan. 1, 1978 vs. Oakland*
Haven Moses	5-115, 0 TD	Nov. 12, 1978 at Cleveland
Haven Moses	5-101, 1 TD	Nov. 19, 1978 vs. Green Bay
Riley Odums	7-165, 2 TD	Dec. 10, 1978 vs. Kansas City
Haven Moses	5-116, 1 TD	Dec. 16, 1978 vs. Pittsburgh
Riley Odums	5-125, 0 TD	Sept. 23, 1979 vs. Seattle
Haven Moses	4-107, 1 TD	Oct. 14, 1979 at Kansas City
Haven Moses	5-133, 1 TD	Oct. 22, 1979 at Pittsburgh
Riley Odums	7-114, 0 TD	Oct. 28, 1979 vs. Kansas City
Haven Moses	5-103, 1 TD	Sept. 21, 1980 vs. San Diego
Haven Moses	6-141, 0 TD	Dec. 14, 1980 vs. Oakland
Riley Odums	8-128, 1 TD	Dec. 14, 1980 vs. Oakland
Steve Watson	7-143, 3 TD	Sept. 20, 1981 vs. Baltimore
Steve Watson	8-178, 2 TD	Sept. 27, 1981 vs. San Diego
Steve Watson	5-182, 2 TD	Oct. 11, 1981 vs. Detroit
Rick Upchurch	5-138, 0 TD	Oct. 18, 1981 at Kansas City
Steve Watson	5-102, 1 TD	Nov. 22, 1981 at Cincinnati
Steve Watson	2-103, 0 TD	Dec. 6, 1981 vs. Kansas City
Rick Upchurch	6-102, 2 TD	Dec. 20, 1981 at Chicago
Steve Watson	5-101, 1 TD	Dec. 5, 1982 vs. Atlanta
Steve Watson	10-183, 0 TD	Dec. 12, 1982 at Los Angeles Rams
Steve Watson	6-161, 1 TD	Sept. 11, 1983 at Baltimore
Steve Watson	8-119, 0 TD	Oct. 16, 1983 vs. Cincinnati
Steve Watson	6-121, 1 TD	Oct. 30, 1983 vs. Kansas City
Rick Upchurch	6-143, 0 TD	Oct. 30, 1983 vs. Kansas City
Steve Watson	7-110, 1 TD	Nov. 6, 1983 at Seattle

100-YARD RECEIVING GAMES (Continued)

Steve Watson	4-119, 1 TD	Nov. 20, 1983 vs. Seattle
Clint Sampson	3-101, 2 TD	Dec. 4, 1983 vs. Cleveland
Steve Watson	7-111, 1 TD	Oct. 7, 1984 at Detroit
Butch Johnson	9-156, 2 TD	Nov. 4, 1984 vs. New England
Steve Watson	8-134, 1 TD	Nov. 4, 1984 vs. New England
Steve Watson	5-123, 2 TD	Nov. 18, 1984 vs. Minnesota
Steve Watson	11-177, 1 TD	Dec. 30, 1984 vs. Pittsburgh*
Vance Johnson	6-116, 1 TD	Dec. 14, 1985 vs. Kansas City
Vance Johnson	5-121, 1 TD	Jan. 25, 1987 vs. New York Giants*
Bobby Micho	9-105, 2 TD	Oct. 18, 1987 at Kansas City
Vance Johnson	5-115, 1 TD	Nov. 22, 1987 at L.A. Raiders
Ricky Nattiel	4-118, 1 TD	Nov. 29, 1987 at San Diego
Vance Johnson	4-105, 0 TD	Jan. 10, 1988 vs. Houston*
Mark Jackson	4-134, 1 TD	Jan. 17, 1988 vs. Cleveland*
Vance Johnson	7-134, 0 TD	Sept. 26, 1988 vs. L.A. Raiders
Ricky Nattiel	3-102, 1 TD	Oct. 23, 1988 at Pittsburgh
Mark Jackson	6-140, 2 TD	Nov. 27, 1988 vs. L.A. Rams
Mark Jackson	7-145, 0 TD	Dec. 4, 1988 at L.A. Raiders
Mark Jackson	7-137, 1 TD	Dec. 11, 1988 at Seattle
Vance Johnson	5-145, 1 TD	Oct. 1, 1989 at Cleveland
Michael Young	6-137, 0 TD	Oct. 22, 1989 at Seattle
Vance Johnson	9-148, 1 TD	Oct. 29, 1989 vs. Philadelphia
Vance Johnson	6-154, 2 TD	Nov. 26, 1989 vs. Seattle
Mark Jackson	5-111, 0 TD	Jan. 7, 1990 vs. Pittsburgh*
Michael Young	2-123, 1 TD	Jan. 14, 1990 vs. Cleveland*
Mark Jackson	7-121, 0 TD	Sept. 9, 1990 at L.A. Raiders
Vance Johnson	6-150, 0 TD	Sept. 17, 1990 vs. Kansas City
Vance Johnson	9-120, 0 TD	Sept. 23, 1990 vs. Seattle
Mark Jackson	6-127, 1 TD	Oct. 21, 1990 at Indianapolis

*—Postseason

TOTALS—Lionel Taylor 24, Steve Watson 16 (includes one postseason game), Al Denson 10, Haven Moses 10 (includes one postseason game), Vance Johnson 10 (includes two postseason games), Mark Jackson 7 (includes two postseason games), Riley Odums 6, Eric Crabtree 5, Al Frazier 4, Bob Scarpitto 4, Rick Upchurch 4, Al Carmichael 3, Floyd Little 2, Ricky Nattiel 2, Jerry Simmons 2, Michael Young 2 (includes one postseason game), Bobby Anderson 1, John Embree 1, Wendell Jones 1, Bobby Micho 1, Charlie Mitchell 1, Gene Prebola 1, Clint Sampson 1, Rod Sherman 1, Donnie Stone 1, Jerry Tarr 1.

Most 100-yard games, season

- 7 — Lionel Taylor, 1960
- 5 — Steve Watson, 1983
- 5 — Steve Watson, 1981
- 4 — Mark Jackson, 1988
- 4 — Al Denson, 1967
- 4 — Lionel Taylor, 1965

Most consecutive 100-yard games

- 2 — 12 times (Lionel Taylor 4, Steve Watson 3, Haven Moses 2, Al Frazier 1, Mark Jackson 1, Vance Johnson 1)

PUNTING

No.	Game	Season	Career
12	—Prestridge at Buffalo 10/25/81	105—Scarpitto, 1967	574—Van Heusen, 1968-76
12	—Scarpitto at Oakland 9/10/67	96—Norman, 1984	377—Prestridge, 1979-83
12	—Van Heusen vs. Cincinnati 10/6/68	96—Ditts, 1978	265—Horan, 1986-90
	(Min. of 4 punts)	(Min. of 50 punts)	(Min. of 50 punts)
Avg.	57.2—Horan vs. L.A. Raiders 9/26/88	46.1—Fraser, 1963	45.2—Fraser, 1962-64
	56.6—Norman vs. Seattle 11/25/84	45.8—Scarpitto, 1966	44.4—Scarpitto, 1965-67
	55.8—Horan vs. San Diego 12/16/90	45.1—Van Heusen, 1973	41.8—Prestridge, 1979-83

PUNTING RECORDS (Continued)

Other Punting Records

Longest punt—83—Norman vs. Kansas City, 9/23/84
 78—Van Heusen vs. Dallas, 12/2/73
 75—Fraser at Oakland, 10/14/62
 75—Fraser vs. Boston, 11/11/62
 73—Dilts vs. New York Jets, 11/5/78
 73—Scarpitto vs. Boston, 9/3/67

INTERCEPTIONS

No.	Game	Season	Career
	4—Brown vs. New York 11/15/64	11—Gonsoulin, 1960 9—Brown, 1964 7—Five players	44—Foley, 1976-86 43—Gonsoulin, 1960-66 40—Thompson, 1969-81
	4—Gonsoulin at Buffalo 9/18/60 3—Six times		
Return yards	93—Gradishar at Cleveland, 10/5/80 91—Brown vs. New York 11/15/64 73—T. Jackson vs. Baltimore 11/27/77	179—Harden, 1986 153—Wilson, 1967 140—Brown, 1964	784—Thompson, 1969-81 643—Harden, 1980-88 622—Foley, 1976-86

Other Interception Records

Best interception return average, career (10 or more interceptions)—
 19.6, Thompson, 1969-81
 19.5, Harden, 1980-88
 17.8, T. Jackson, 1973-86

Longest scoring interception return—

93, Gradishar at Cleveland, 10/5/80
 73, T. Jackson vs. Baltimore, 11/27/77
 70, Wilson vs. Kansas City, 12/17/67

Longest non-scoring interception return—

70, Moore at Boston 11/20/64
 65, Alliston at Buffalo 9/18/60
 65, Foley-Gradishar-Wright, vs. New York Giants.
 11/14/76 (Foley intercepted and returned 23, lateral to Gradishar for 10, lateral to Wright for 32).
 65, D. Smith at Chicago 12/20/81

QUARTERBACK SACKS

(Compiled since 1968)

No.	Game	Season	Career
	4—Fletcher, at Minnesota 11/4/90	13.5—Jones, 1986 13—Mecklenburg, 1985 12—Fletcher, 1989	73.5—R. Jones, 1980-88 72—Chavous, 1973-85 66.5—P. Smith, 1968-78
	4—Mecklenburg, vs. New Orleans, 9/15/85	12—P. Smith, 1974 12—Alzado, 1972 12—P. Smith, 1971	52.5—Mecklenburg, 1983-90 46—Alzado, 1971-78 44—T. Jackson, 1973-86
	4—Mecklenburg, at Pittsburgh, 12/1/85	12—Costa, 1969	

PUNT RETURNS

No.	Game	Season	Career
	8—Upchurch at Baltimore 10/22/78 7—Willhite vs. New England, 9/28/86 7—Thompson at Kansas City 10/6/74 7—Upchurch vs. San Diego 11/30/75	51—Upchurch, 1977 42—Willhite, 1986 41—Manning, 1981	248—Upchurch, 1975-83 157—Thompson, 1969-81 101—Willhite, 1982-88

PUNT RETURNS (Continued)

Return yards	167—Upchurch vs. Pittsburgh 11/6/77 144—Clark vs. San Diego 12/27/87 125—Upchurch vs. Cleveland 9/26/76	653—Upchurch, 1977 536—Upchurch, 1976 493—Upchurch, 1978	3008—Upchurch, 1975-83 1814—Thompson, 1969-81 1010—Willhite, 1982-88
---------------------	---	--	--

Average	(10 or more returns) 16.88—Little, 1967 16.13—Upchurch, 1982 13.74—Upchurch, 1976 13.69—Upchurch, 1978	(15 or more returns) 12.13—Upchurch, 1975-83 11.89—Mingo, 1960-64 11.55—Thompson, 1969-81
----------------	--	--

Other Punt Returns

Longest scoring punt return—

92, Upchurch vs. San Diego 10/3/76
 87, Upchurch vs. Pittsburgh 11/6/77
 78, Upchurch vs. Kansas City 12/19/82
 76, Mingo at Boston 9/9/60

Longest non-scoring punt return—

60, Thompson at Baltimore 11/10/74
 59, Thompson vs. New England 12/17/72
 54, Mitchell at Buffalo 9/20/64

KICKOFF RETURNS

No.	Game	Season	Career
	7—Bell at Pittsburgh 10/23/88 7—Barry at Kansas City 11/1/64	47—Barry, 1964 40—Brunson, 1980 40—Upchurch, 1975 37—Mitchell, 1963	104—Bell, 1986-89 104—Little, 1967-75 95—Upchurch, 1975-83
Return yards	201—R. Montgomery at San Diego 9/24/72 197—Upchurch vs. Cleveland 10/19/75 185—Little at Miami 9/17/67	1245—Barry, 1964 1084—Upchurch, 1975 954—Mitchell, 1963	2523—Little, 1967-75 2355—Upchurch, 1975-83 2218—Bell, 1986-89

Average	(14 or more returns) 28.50—Thompson, 1969 25.47—Sellers, 1966 28.00—Frazier, 1961	(40 or more returns) 26.28—Haynes, 1965-66 25.42—Barry, 1964-65 25.13—Thompson, 1969-81 24.79—Upchurch, 1975-83
----------------	--	---

Other Kickoff Return Records

Longest scoring kickoff return—

100, Sellers vs. Houston 10/2/66
 100, Wilson at Kansas City 10/8/66
 94, Montgomery at San Diego 9/24/72

Longest non-scoring kickoff return—

89, Little vs. Oakland 11/10/68
 88, Montgomery at Oakland 10/22/72
 77, Scott vs. Kansas City 10/23/66

SCORING

TDs	Game	Season	Career
	* 3—11 times	14—Winder, 1986 13—Little, 1972 13—Little, 1973 13—Watson, 1981	54—Little, 1967-75 48—Winder, 1982-90 45—Moses, 1972-81 44—Odums, 1972-83 44—Taylor, 1960-66
FG	5—Karlis vs. Seattle 11/20/83 5—Mingo vs. San Diego 10/6/63 4—13 times (Turner 3, Mingo 3, Steinfeld 2, Karlis 2, Howfield, Kroner, Treadwell)	27—Treadwell, 1989 27—Mingo, 1962 26—Steinfeld, 1980 25—Treadwell, 1990 25—Turner, 1971	151—Turner, 1971-79 137—Karlis, 1982-88 72—Mingo, 1960-64

KICKOFF RETURN RECORDS (Continued)

FG Pct.	1,000-many times	.846—Karlis, 1982, (11 of 13) .840—Karlis, 1983, (21 of 25) .818—Treadwell, 1989, (27 of 33) .765—Steinfert, 1980, (26 of 34)	.776—Treadwell, 1989-90 .710—Karlis, 1982-88 .672—Steinfert, 1979-81 .648—Turner, 1971-79
PAT	6—Turner vs. New England 12/17/72 6—Turner at Houston 10/14/73 6—Turner vs. Tampa Bay 11/7/76 6—Turner vs. New England 11/11/79 6—Steinfert vs. San Diego 9/27/81 6—Karlis vs. Minnesota 11/18/84	44—Karlis, 1986 41—Karlis, 1985 40—Turner, 1973 39—Treadwell, 1989 38—Karlis, 1984 37—Turner, 1972 37—Karlis, 1987	283—Turner, 1971-79 244—Karlis, 1982-88 120—Mingo, 1960-64 93—Howfield, 1968-70

PAT Pct.	1,000-many times	1,000-9 times, (Turner 3, Kroner 2, Mingo, Howfield, Hill, Karlis)	.983—Kroner, 1965-67 .979—Howfield, 1968-70 .971—Steinfert, 1979-81
-----------------	------------------	---	---

Points	21—Mingo at Los Angeles 10/10/60 20—Scarpitto at Buffalo 12/18/66 20—Mingo vs. San Diego 10/6/63	137—Mingo, 1962 123—Mingo, 1960 120—Treadwell, 1989 110—Karlis, 1985 110—Steinfert, 1980	742—Turner, 1971-79 655—Karlis, 1982-88 408—Mingo, 1960-64 324—Little, 1967-75
---------------	---	--	---

*Taylor vs. Buffalo, 11/27/60; Stone at San Diego, 11/4/62; Scarpitto at Buffalo, 12/18/66; Little vs. Minnesota, 10/15/72; Little vs. Cincinnati, 9/16/73; Moses at Houston, 10/14/73; Keyworth vs. Kansas City, 11/18/74; Armstrong vs. Houston, 12/8/74; Watson vs. Baltimore, 9/20/81; Willhite vs. Dallas, 10/5/86; Willhite vs. Kansas City, 11/16/86.

Other Scoring Records

Most consecutive games scoring—

69—Karlis, 1984-88
55—Turner, 1971-74
47—Turner, 1975-78
36—Mingo, 1960-64

Longest field goal—

57—Steinfert, vs. Washington 10/13/80
55—Steinfert, at Seattle, 12/21/80
55—Steinfert, vs. Dallas, 9/14/80
53—5 times

Most consecutive games scoring by a non-kicker—

6—Taylor, 1960-61 (Last 4 games of 1960 and first 2 games of 1961)
6—Denson, 1969
6—Little, 1972
6—V. Johnson, 1987

Most consecutive games scoring by rushing—

5—Winder, 1985
4—Little, 1969
4—Keyworth, 1974
3—Hayes, 1965
3—Armstrong, 1974

Most consecutive games scoring by reception—

6—Taylor, 1960-61 (Last 4 games of 1960 and first 2 games of 1961)
6—Denson, 1969
6—V. Johnson, 1987
5—Watson, 1981
4—Scarpitto, 1963
4—Denson, 1967
4—Odoms, 1973
4—Upchurch, 1979

Interception Returns for Touchdowns

	Date	Opponent	Yards
Henderson	11/22/90	at Detroit	49
Braxton	9/10/89	vs. Kansas City	34
Robbins	9/10/89	vs. Kansas City	18
Hunley	12/27/87	vs. San Diego	52
Haynes	12/6/87	vs. New England	14
Harden	11/2/86	at Los Angeles Raiders	40
Harden	9/21/86	at Philadelphia	32
Harden	12/1/85	at Pittsburgh	42
Foley	12/15/84	at Seattle	40
Woodard	10/7/84	at Detroit	27
Harden	9/23/84	vs. Kansas City	45
Robbins	9/16/84	at Cleveland	62
Latimer	11/23/80	vs. Seattle	15
Gradishar	10/5/80	at Cleveland	93
T. Jackson	11/5/78	vs. New York Jets	28
T. Jackson	11/27/77	vs. Baltimore	73
Wright	10/16/77	at Oakland	18
Jackson	11/14/76	at San Diego	46
Rowser	11/7/76	vs. Tampa Bay	32
Gradishar	11/7/76	vs. Tampa Bay	31
Rowser	9/19/76	vs. New York Jets	41
Gradishar	9/29/75	vs. Green Bay	44
Thompson	10/13/74	vs. New Orleans	38
Mitchell	10/28/73	at New York Jets	40
Thompson	10/14/73	at Houston	59
Forsberg	10/24/71	at Cleveland	40
Burrell	12/7/69	at Miami	38
Thompson	11/16/69	vs. Houston	57
Wilson	12/17/67	vs. Kansas City	70
Wilson	10/22/67	vs. San Diego	40
Sellers	9/3/67	vs. Boston	24
Bramlett	11/14/65	at Houston	25
Wilson	11/7/65	vs. San Diego	65
Griffin	10/17/65	vs. Houston	44
Janik	11/1/64	at Kansas City	22
Gonsoulin	10/6/63	vs. San Diego	43
McMillin	11/22/62	vs. New York	59
McGeever	10/5/62	vs. Oakland	48
Gonsoulin	10/5/62	vs. Oakland	64
Zeman	9/30/62	at New York	30
Yelverton	10/2/60	vs. Oakland	20
Pyeatt	9/18/60	at Buffalo	40

Other Defensive Returns For Touchdowns

	Date	Opponent	Yards
Mecklenburg (fumble)	9/23/90	vs. Seattle	2
Mecklenburg (fumble)	12/16/89	at Phoenix	23
Kragen (fumble)	12/9/90	at Kansas City	17
Townsend (fumble)	11/16/86	vs. Kansas City	7
Woodard (fumble)	9/7/86	vs. Los Angeles Raiders	12
Wright (blocked FG)	11/17/85	vs. San Diego	60
Smith (fumble)	11/4/84	vs. New England	64
Wright (fumble)	10/15/84	vs. Green Bay	27
Foley (fumble)	10/15/84	vs. Green Bay	22
Jones (fumble)	10/7/84	at Detroit	5
Chavous (fumble)	11/13/83	at Los Angeles Raiders	(recovered in end zone)
Thompson (fumble)	9/14/80	vs. Dallas	32
Wright (fumble-lateral from Gradishar)	12/2/79	at Buffalo	86
Swenson (fumble)	11/18/79	at San Francisco	88
Nairne (blocked punt)	11/11/79	vs. New England	22
Carter (fumble)	11/11/79	vs. New England	2
Thompson (fumble-fumble by Swenson)	10/14/79	at Kansas City	2
Gradishar (fumble)	12/3/78	at Oakland	30
Thompson (fumble)	11/5/78	vs. New York Jets	4
Polti (fumble-lateral from Swenson)	11/7/76	vs. Tampa Bay	26
Jones (fumble)	9/23/76	vs. Cleveland	43
Smith (fumble)	11/23/75	at Atlanta	
Thompson (fumble)	10/22/73	vs. Oakland	80
Bramlett (blocked FG)	11/27/66	vs. San Diego	86
Griffin (blocked punt)	10/17/65	vs. Houston	10

Other Defensive Returns For Touchdowns (Continued)

	Date	Opponent	Yards
Bramlett (fumble)	9/24/65	at Boston	(recovered in end zone)
McMillin (fumble)	11/8/64	vs. San Diego	(recovered in end zone)
Cooke (fumble)	11/1/64	at Kansas City	46
McFadin (fumble)	10/13/63	vs. Houston	6
McMillin (fumble)	12/9/62	at Dallas	9
McFadin (fumble)	11/22/62	vs. New York	69
Gavin (blocked punt)	12/10/61	at Dallas	23

TEAM—GENERAL SEASON

Most consecutive victories—

- 10—1984
- 8—1976-77 (Last 2 games of 1976 and first 6 games of 1977), and 1985-86 (Last 2 games of 1985 and first 6 games of 1986).
- 6—1977
- 4—1962, 1979, 1981, 1983, 1985, 1987, 1988-89 (Last game of 1988 and first 3 games of 1989) and 1989
- 3—11 times

Most consecutive games without a loss—

- 10—1984
- 8—1976-77, 1985-86
- 7—1973
- 6—1977

Most consecutive defeats—

- 11—1963-64
- 9—1967

Most consecutive games without victory—

- 14—1963-64
- 9—1967

TEAM—GENERAL GAME

- Largest margin of victory—** 43—vs. New York Jets 9/19/76 (46-3)
37—at Phoenix 12/16/89 (37-0)
37—vs. Oakland 10/5/62 (44-7)
35—vs. New England 11/11/79 (45-10)
35—vs. Tampa Bay 11/7/76 (48-13)

- Most points in one half—** 38—vs. Seattle 11/26/89
38—vs. New England 11/11/79
38—vs. Tampa Bay 11/7/76
35—vs. Minnesota, 11/18/84
33—vs. San Diego 10/6/63

- Most points in one quarter—** 26—at New York Jets 12/3/67
24—vs. Buffalo 11/27/60
24—vs. San Diego 10/6/63
24—vs. Tampa Bay 11/7/76
24—vs. New England 11/11/79
24—vs. Seattle 11/26/89

TEAM—OFFENSE Scoring

	Game	Season
Most Points	50—vs. San Diego 10/6/63	380—1985
	48—at Houston 10/14/73	379—1987
	48—vs. Tampa Bay 11/7/76	378—1986
		362—1989
Fewest Points	0—San Diego 37, Denver 0—10/29/61	148—1982
	0—at Oakland 51, Denver 0—9/10/67	196—1966
	0—at Kansas City 16, Denver 0—12/6/70	203—1971
	0—at San Diego 17, Denver 0—12/15/74	240—1964
	0—at San Diego 23, Denver 0—10/8/78	251—1961
	0—at Chicago 27, Denver 0—9/9/84	
	0—at New Orleans 42, Denver 0—11/20/88	
Most touchdowns	6—9 times	45—1987
	Most recent: vs. Minnesota, 11/18/84	45—1986
		45—1985
		42—1984
Most field goals	5—vs. San Diego 10/6/63	27—1989
	4—15 times	27—1962
		26—1980
		25—1990
		25—1971

TEAM RECORDS (Continued)

Total Offense

	Game	Season
Most plays	95—at Green Bay 9/20/87 (OT)	1152—1985
	88—at Seattle 10/29/78 (OT)	1077—1988
	86—vs. San Diego 11/30/75	1071—1989
	86—at Chicago 12/12/76	1062—1981
Most total yards	543—vs. New York Jets, 9/19/76	5624—1987
	532—vs. Kansas City, 11/18/74	5506—1988
	522—at San Diego, 11/29/87	5496—1985
	507—vs. Oakland, 12/14/80	5426—1981
Ave. gain per play	8.56—vs. San Diego 9/7/62	5.38—1972
	8.21—at Houston 10/14/73	5.26—1987
	7.77—vs. New England 12/17/72	5.21—1974
Fewest yards		2837—1982
	5—at Oakland 9/10/67	3168—1966
	26—at Houston 9/3/66	3332—1964
	117—vs. Buffalo 12/13/64	3811—1961

Rushing Offense

	Game	Season
Rushing plays	60—vs. San Diego 11/30/75	601—1978
	59—at Chicago 12/12/76	554—1989
	59—at Kansas City (OT) 9/24/78	524—1979
		523—1977
Rushing yards	356—at Chicago 12/12/76	2451—1978
	328—vs. San Diego 11/30/75	2157—1974
	292—at Oakland 11/24/74	2093—1971
		2092—1989
Ave. gain per rush	6.68—vs. Dallas 10/30/60	4.50—1972
	6.64—vs. Houston 9/17/72	4.44—1974
	6.59—vs. Buffalo 11/19/61	4.15—1969
Fewest yards		1018—1982
	13—at Oakland 10/22/72	1091—1961
	20—at Dallas 12/10/61	1173—1966
	27—at Buffalo 9/15/62	1195—1960

Passing Offense

	Game	Season
Passes attempted	56—at Los Angeles Raiders 12/26/82	617—1985
	56—at Buffalo 9/15/72	581—1988
	56—at Boston 9/21/62	568—1961
	55—at Houston 12/20/64	559—1962
Passes completed	35—at Houston 12/20/64	329—1985
	32—vs. Kansas City 11/18/74	324—1988
	31—vs. Houston 11/6/60	306—1986
Passes had intercepted	8—at Houston 12/2/62	45—1961
	6—6 times	40—1962
Completion percentage	.917—at L.A. Raiders 11/2/86	.596—1981
	.875—vs. San Diego 9/27/81	.582—1982
	.870—vs. Kansas City 12/10/78	.579—1990
Touchdown passes	5—vs. Minnesota 11/18/84	27—1981
	5—vs. Buffalo 10/28/62	24—1988
	4—11 times	24—1987
Net yards passing	459—vs. Kansas City 11/18/74	3691—1988
	431—vs. Oakland 12/14/80	3654—1987
	428—at Buffalo 9/15/62	3645—1985
		3538—1986
Fewest net yards	-53—at Oakland 9/10/67	1682—1967
	-7—at Houston 9/3/66	1819—1982
	1—at Pittsburgh 9/4/83	1995—1966
Fewest times Denver passers thrown for loss	0—Many times	22—1971
		24—1982
		24—1965
		27—1973

TEAM RECORDS (Continued)

Most times	11—vs. Buffalo 12/13/64	63—1963
Denver passers	11—vs. Oakland 11/5/67	61—1981
thrown for loss	10—at Oakland 12/8/75	61—1964
	10—at Oakland 10/31/76	58—1967

Most yardage	95—vs. Oakland 11/5/67	590—1963
Denver passers	84—vs. Buffalo 12/13/64	520—1964
thrown for loss	78—vs. Boston 9/29/63	508—1967
	78—vs. Kansas City 12/14/68	

First Downs

	Game	Season
Most first downs	34—vs. Kansas City 11/18/74	339—1985
	31—at San Diego 11/29/87	338—1988
	31—vs. Houston 10/6/85	331—1987
	31—vs. New York Jets 9/19/76	323—1990

First downs rushing	19—vs. San Diego 11/30/75	132—1987
	19—at Chicago 12/12/76	130—1979
	17—at Seattle 10/29/78 (OT)	129—1978

First downs passing	25—vs. Kansas City 11/24/74	196—1988
	23—at Houston 12/20/64	192—1985
	22—vs. Oakland 12/14/80	184—1986

First downs penalty	11—vs. Houston 10/6/85	41—1986
	7—vs. L.A. Raiders 9/7/86	38—1983
	6—vs. Houston 9/7/64	36—1988
	5—11 times	

Fewest first downs	0—at Houston 9/3/66	170—1982
	3—at Oakland 9/10/67	171—1966
	7—at Kansas City 12/6/70	172—1967
	7—vs. Buffalo 12/13/64	207—1964

Punts

	Game	Season
Most punts	12—at Oakland 9/10/67	105—1967
	12—vs. Cincinnati 10/6/68	96—1984
	12—at Buffalo 10/25/81	96—1968
		96—1978

Fewest punts	0—vs. Dallas 10/8/61	45—1982
	1—vs. San Diego 11/27/66	59—1962
	1—vs. N.Y. Jets 9/19/76	60—1990
	1—at Kansas City 12/7/80	60—1972
	1—at San Diego 11/28/82	63—1975

Best average	(Min. of 4 punts)	
	57.20—vs. L.A. Raiders 9/26/88	45.2—1966
	56.60—vs. Seattle 11/25/84	45.1—1973
	55.80—vs. San Diego 12/16/90	45.0—1982
	53.75—vs. San Diego 10/22/67	

Poorest average		35.1—1976
		36.4—1978
		37.3—1960

Best net average (category originated in 1976)	(Min. of 4 punts)	38.5—1990
	52.8—vs. L.A. Raiders 9/26/88	37.9—1988
	52.3—at Houston 12/4/77	37.8—1982
	48.3—vs. San Francisco 9/19/82	35.9—1980

Punt Returns

	Game	Season
Most returns	8—at Buffalo 9/20/70	63—1970
	8—at Kansas City 10/6/74	58—1977
	8—vs. San Diego 11/30/75	51—1976
	8—at Baltimore 10/22/78	51—1978
	8—vs. San Diego, 12/27/87	51—1981

Most return yards	167—vs. Pittsburgh 11/6/77	712—1977
	150—vs. San Diego 12/27/87	640—1976
	128—vs. San Francisco 9/19/82	582—1978

Best average		14.5—1982
		13.5—1967
		12.9—1963

TEAM RECORDS (Continued)

Kickoff Returns

	Game	Season
Most returns	10—at Indianapolis 10/31/88	78—1963
	10—vs. Boston 10/4/64	76—1964
	10—at San Diego, 12/22/63	71—1965

Most return yards	295—vs. Boston 10/4/64	1801—1963
	289—vs. Kansas City 9/7/63	1758—1964
	238—at Kansas City 10/8/63	1731—1965

Best average		26.9—1966
		25.3—1967
		24.5—1975

Fumbles

	Game	Season
Most fumbles	6—6 times	40—1961
		36—1966
		36—1984

Most fumbles lost	5—vs. Cleveland 10/19/75	23—1961
	5—vs. Chicago 9/30/73	19—1983
	4—8 times	18—1981
		18—1979

Fewest fumbles	0—Many times	15—1969
		21—1973
		23—4 times

Fewest fumbles lost	0—Many times	8—1985
		8—1964
		9—1969
		9—1973

Penalties

	Game	Season
Most penalties	15—vs. Tampa Bay 11/7/76	132—1978
	14—vs. Oakland 10/17/76	116—1979
	14—at N. Y. Jets 10/28/73	108—1990

Most yards penalized	160—vs. Tampa Bay 11/7/76	1097—1978
	134—vs. Pittsburgh 11/6/77	1006—1979
	132—vs. Oakland 10/17/76	986—1976

Fewest penalties	0—vs. Kansas City 12/17/67	48—1967
	1—12 times	54—1960
		54—1982

Fewest yards penalized	0—vs. Kansas City 12/17/67	501—1960
	0—at Boston 9/21/62	512—1967
	5—5 times	516—1982

TEAM—DEFENSE

Total Defense

	Game	Season
Fewest plays allowed	40—vs. San Diego 10/6/63	616—1982
	42—vs. Green Bay 12/30/90	826—1971
	42—vs. San Diego 11/30/75	838—1970
		847—1963

Fewest yards allowed	60—at Cleveland 10/24/71	3169—1982
	66—vs. Chicago 12/5/71	3705—1970
	70—vs. San Diego 11/2/69	3722—1976

Lowest yield per play	1.12—vs. Chicago 12/5/71	4.01—1977
	1.25—vs. San Diego 11/2/69	4.14—1976
	1.30—at Cleveland 10/24/71	4.38—1978

Rushing Defense

	Game	Season
Fewest rushes allowed	10—at San Diego 11/29/87	293—1982
	10—at San Diego 10/12/86	384—1965
	11—at N. Y. Jets 12/3/67	409—1970

TEAM DEFENSE RECORDS (Continued)

Fewest yards allowed	0—at Kansas City 12/19/65	935—1982
	18—vs. Pittsburgh 9/27/70	1337—1965
	20—at San Diego 10/2/88	1351—1970
		1530—1977
Lowest yield per rush	0.00—at Kansas City 12/19/65	3.19—1982
	0.64—vs. Pittsburgh 9/27/70	3.26—1977
	1.47—at Cincinnati 12/14/69	3.30—1970

Passing Defense

Game	Season
Fewest attempts by opponents	
10—at Kansas City (OT) 9/24/78	307—1982
12—at Kansas City 10/18/81	348—1975
13—at Minnesota 11/4/90	356—1971
Fewest completions by opponents	
2—at Chicago 12/12/76	150—1971
5—at Green Bay 9/26/71	172—1982
5—vs. Dallas 10/8/61	181—1975
Lowest completion percentage allowed	
.118—at Chicago 12/12/76	.421—1971
.226—vs. Chicago 12/5/71	.448—1961
.259—at Cleveland 10/24/71	.459—1965
Fewest net yards allowed	
-7—vs. Chicago 12/5/71	1985—1971
18—at Kansas City 12/6/70	2026—1976
33—vs. Kansas City 10/4/70	2032—1975
Fewest TD passes allowed	
0—Many times	8—1976
	9—1978
	11—1979
	11—1977
Highest percentage interception of opponent passes	
	.073—1964
	.071—1978
	.070—1960
Most opponent passes intercepted	
7—at Oakland 10/16/77	32—1964
6—4 times	31—1984
	31—1978
Most yards interceptions returns	
133—at Buffalo 9/18/60	510—1984
117—vs. Oakland 10/5/62	491—1977
111—vs. San Diego 12/27/87	483—1962
111—at Detroit 10/7/84	
Most times opponent passers thrown for loss	
10—at Cincinnati 10/19/69	57—1984
9—vs. Chicago 12/5/71	50—1970
9—vs. Buffalo 11/19/61	49—1986
	47—1989
	47—1985
Most yardage opponent passers thrown for loss	
95—vs. New York 11/15/64	459—1986
86—vs. Seattle 11/26/89	456—1970
76—vs. Kansas City 10/4/70	447—1964
75—vs. New England 12/17/72	
Lowest yield per pass attempt	
	5.00—1964
	5.49—1961
	5.52—1972
Lowest yield per pass completion	
	10.60—1976
	10.64—1972
	10.67—1979

Punting

Game	Season
(4 or more punts)	
30.0—vs. Buffalo 11/27/60	37.3—1976
30.3—at Minnesota (OT) 9/11/78	39.0—1960
30.4—at Houston 10/26/69	39.4—1982
Lowest opponent average	

TEAM DEFENSE RECORDS (Continued)

Punt Returns

Game	Season
Lowest opponent average	
	4.81—1978
	6.13—1968
	7.03—1969

Kickoff Returns

Game	Season
Lowest opponent average	
	17.14—1961
	17.44—1989
	17.91—1983
	18.21—1988

Fumbles

Game	Season
Most opponent fumbles recovered	
6—at Buffalo 12/2/79	24—1984
5—at Boston 11/6/66	23—1981
5—vs. Buffalo 12/13/64	22—1989
5—at Oakland 10/14/62	21—1983
	21—1964
Fewest opponent fumbles recovered	
0—Many times	7—1982
	11—1974
	12—1985
	12—1980
	12—1972
	12—1968
	12—1967

First Downs

Game	Season
Fewest opponent first downs	
3—vs. San Diego 11/30/75	176—1982
5—at Chicago 12/12/76	199—1970
6—vs. Oakland 11/20/66	206—1971
6—at Cleveland 10/24/71	217—1977
Fewest opponent first downs rushing	
1—at Phoenix 12/16/89	53—1982
1—vs. Pittsburgh 11/5/89	67—1970
1—vs. Cincinnati 12/14/69	77—1977
1—at Cleveland 10/24/71	83—1971
1—at Los Angeles 12/12/72	
Fewest opponent first downs passing	
1—San Diego 11/30/75	91—1971
1—at Chicago 12/12/76	104—1976
	104—1982
2—Dallas 10/8/61	106—1975
Fewest opponent first downs penalty	
0—Many Times	12—1968
	13—1984
	14—1989
	14—1970

Penalties

Game	Season
Most opponent penalties	
15—vs. Houston 10/6/85	138—1983
16—vs. Chicago 10/16/78	126—1986
14—at San Francisco 10/9/88	118—1979
	116—1988
Most yards opponent penalized	
188—vs. Houston 10/6/85	1033—1979
147—vs. Chicago 10/16/78	1034—1986
145—at Seattle 12/8/79	956—1988
Fewest yards opponent penalized	
0—at Oakland 12/19/71	516—1963
4—at Miami 12/20/75	571—1982
5—Four times	573—1964
	576—1966

TEAM DEFENSE RECORDS (Continued)

Scoring

	Game	Season
Fewest points	0—at Phoenix 12/16/89	148—1977
	0—at San Diego 10/2/88	198—1978
	0—vs. San Diego 12/27/87	206—1976
	0—vs. Detroit 11/1/87	
	0—vs. San Diego 11/2/69	
	0—at Cleveland 10/24/71	
	0—vs. San Diego 10/3/76	
	0—at San Diego 11/14/76	
	0—vs. St. Louis 9/18/77	
	0—vs. Cincinnati 9/2/79	
	0—vs. San Diego 10/7/79	
	0—at Oakland 10/4/81	
	0—vs. Kansas City 9/23/84	
Fewest touchdowns allowed	0—Many times	18—1977
		21—1978
		25—1976
		25—1982
		25—1989
Fewest field goals allowed	0—Many times	8—1977
		12—1976
		13—1961

OPPONENT INDIVIDUAL RECORDS

Total Offense

MOST PLAYS—60, Joe Namath, at N. Y. Jets, 12/3/67. **YARDS GAINED**—448, Len Dawson, at Kansas City, 11/1/64. **GAIN PER PLAY**—(10 or more plays)—21.62, Jacky Lee, at Houston 11/29/60.

Rushing

MOST RUSHES—36, Earl Campbell, Houston, 11/2/80. **YARDS GAINED**—192, Curt Warner, at Seattle, 12/20/86. **GAIN PER RUSH** (8 or more rushes)—12.50, Abner Haynes, at Miami, 9/17/67 and 12.50 Booker Russell, vs. Oakland, 11/25/79. **LONGEST SCORING RUN**—82, Joe Delaney, at Kansas City, 10/18/81. **LONGEST NON-SCORING RUN**—76, Willmer Fowler, Buffalo, 11/27/60, and 76, Walter Payton, Chicago, 10/16/78.

Passing

ATTEMPTS—60, Joe Namath, at N. Y. Jets, 12/3/67. **COMPLETIONS**—31, Jim Krieg, vs. Seattle, 11/20/83, Joe Gilliam, Pittsburgh (OT), 9/22/74. **HAD INTERCEPTED**—7, Ken Stabler, at Oakland, 10/16/77. **YARDS GAINED**—435, Len Dawson, at Kansas City, 11/1/64. **COMPLETION PERCENTAGE** (10 or more passes)—.813, Bob Berry, at Atlanta, 11/26/72. **TOUCHDOWNS**—6, Len Dawson, at Kansas City, 11/1/64. **LONGEST SCORING PLAY**—92, Len Dawson to Tom Brooker, Dallas, 11/18/62, Jacky Lee to Bill Groman, at Houston, 11/20/60. **LONGEST NON-SCORING PLAY**—77, Tom Flores to Art Powell, Oakland, 11/29/64.

Receiving

RECEPTIONS—13, Andre Reed, at Buffalo, 9/18/89. **YARDS GAINED**—213, Curtis McClinton, at Kansas City, 12/19/65. **TOUCHDOWNS**—4, Lance, Alworth, San Diego, 12/1/68.

Punting

MOST PUNTS—11, Dennis Partee, San Diego, 11/30/75. 11, Bob Parsons, at Chicago, 12/12/76. **AVERAGE** (4 or more punts)—57.40, Steve O'Neal, New York, 9/21/69. **LONGEST PUNT**—98, Steve O'Neal, New York, 9/21/69.

Punt Returns

MOST RETURNS—9, Rodger Bird, at Oakland, 9/10/67. **RETURN YARDS**—143, Rodger Bird, at Oakland, 9/10/67. **LONGEST SCORING RETURN**—82, Bobby Jancik, at Houston, 12/20/64. **LONGEST NON-SCORING RETURN**—72, Greg Pruitt, at Cleveland, 10/27/74.

OPPONENT RECORDS (Continued)

Kickoff Returns

MOST RETURNS—6, Cliff Austin, at Atlanta, 9/22/85. **RETURN YARDS**—164, Dave Grayson, Kansas City, 10/11/64. **LONGEST SCORING RETURN**—106, Noland Smith, Kansas City, 12/17/67. **LONGEST NON-SCORING RETURN**—80, Dave Grayson, Kansas City, 10/11/64.

Interceptions

MOST INTERCEPTIONS—3 held by nine players. **RETURN YARDS**—99, Bobby Hunt, at Kansas City, 12/8/63. **LONGEST SCORING RETURN**—80, Coy Bacon, San Diego, 11/11/73. **LONGEST NON-SCORING RETURN**—87, Ron Hall, Boston 9/18/66.

Scoring

TOUCHDOWNS—4, six players. **FIELD GOALS**—6, Gino Cappelletti, Boston, 10/4/64; 6, Gary Anderson, at Pittsburgh, 10/23/88. **LONGEST FIELD GOAL**—58, Steve Cox, vs. Cleveland, 12/4/83. **POINTS**—24, Frank Jackson, at Dallas, 12/10/61. 24, Bert Coan, Kansas City, 10/23/66. 24, Lance Alworth, San Diego, 12/1/68. 24, Chuck Muncie, at San Diego, 11/29/81, 24, Eric Dickerson, at Indianapolis, 10/31/88. 24, Curt Warner, at Seattle, 12/11/88.

OPPONENT SINGLE GAME TEAM RECORDS

Scoring

POINTS—59, Kansas City, 9/7/63.

Total Offense

PLAYS—93, Pittsburgh (OT), 9/22/74. **YARDS GAINED**—634, at Oakland, 10/25/64. **GAIN PER PLAY**—10.30, San Diego, 10/6/63. **FEWEST YARDS GAINED**—60, at Cleveland, 10/24/71.

Rushing

RUSHES—62, at New England, 11/28/76. **YARDS GAINED**—380, Kansas City, 10/23/66. **GAIN PER RUSH**—9.27, Kansas City, 10/23/66. **FEWEST YARDS GAINED**—0, at Kansas City, 12/19/65.

Passing

ATTEMPTS—62, at New York, 12/3/67. **COMPLETIONS**—31, vs. Seattle, 11/20/83, Pittsburgh (OT), 9/22/74. **HAD INTERCEPTED**—7, at Oakland, 10/16/77. **MOST YARDS GAINED**—427, at Oakland, 10/25/64. **FEWEST YARDS GAINED**—(-7), Chicago, 12/5/71. **COMPLETION PERCENTAGE**—-.870, at New Orleans, 11/20/88.

First Downs

TOTAL FIRST DOWNS—33, Pittsburgh (OT), 9/22/74. **RUSHING**—21, at New England, 11/28/76. **PASSING**—22, at San Diego, 11/28/82. **PENALTY**—6, Miami, 12/4/66. 6, at Oakland, 11/9/69.

Punting

MOST PUNTS—11, San Diego, 11/30/75, and at Chicago, 12/12/76. **BEST AVERAGE** (4 or more punts)—57.40, NY Jets, 9/21/69.

Punt Returns

MOST RETURNS—9, at Oakland, 9/10/67. **RETURN YARDS**—143, at Oakland, 9/10/67.

Kickoff Returns

MOST RETURNS—9, at Houston, 10/14/73, and at San Diego, 12/9/73. **RETURN YARDS**—238, at Kansas City, 10/8/66.

TWO TEAM RECORDS

Scoring

POINTS—91—N.Y. Titans, 46, Denver 45, 11/22/62.

OPPONENT RECORDS (Continued)

Total Offense

PLAYS—161—Denver 88, Seattle 73 (OT), 10/29/78; 161—Denver 84, at L.A. Raiders 77 (OT), 10/28/84. **YARDS GAINED**—1,057—Denver 476, at San Diego 581, 10/20/68.

Rushing

MOST RUSHES—100—Denver 59, at Kansas City 41 (OT), 9/24/78. **YARDS GAINED**—472—Denver 356, at Chicago 116, 12/12/76.

Passing

ATTEMPTS—97—Denver 53, at Houston 44, 12/2/62. **COMPLETIONS**—53—Denver 35, at Houston 18, 12/20/64. **HAD INTERCEPTED**—13—Denver 8, at Houston 5, 12/2/62. **YARDS GAINED**—708—Denver 321, at San Diego 387, 10/20/68.

Other

TOTAL FIRST DOWNS—58—Denver 34, Kansas City 24, 11/18/74. **FUMBLES**—12—Denver 6, at Boston 6, 11/6/66, and Denver 5, Buffalo 7, 12/13/64. **FUMBLES LOST**—10—Denver 5, at Boston 5, 11/6/66. **YARDS PENALIZED**—273—Denver 128, at Seattle 145, 12/8/79. **FEWEST YARDS PENALIZED**—20—Denver 15, Kansas City 5, 12/14/85.

DENVER BRONCOS 1991 ROAD GAME HOTELS

Opponent	Date	Hotel
Detroit Lions	Saturday July 27 12:30 p.m. (EDT)	Newmarket Hilton 320 Market Ave. S. Canton, OH 44702 (216) 454-5000
San Francisco 49ers	Wednesday August 7 6:00 p.m. (PDT)	The Westin Hotel 1 Old Bayshore Highway Millbrae, CA 94030 (415) 872-8108
Phoenix Cardinals	Friday August 23 7:30 p.m. (MST)	The Pointe on South Mountain 7777 S. Pointe Parkway Phoenix, AZ 85044 (602) 438-9000
Los Angeles Raiders	Sunday September 8 1:00 p.m. (PDT)	Westin Century Plaza 2025 Ave. of the Stars Los Angeles, CA 90067 (213) 277-2000
Minnesota Vikings	Sunday September 29 7:00 p.m. (CDT)	The Marriott City Center 30 S. 7th St. Minneapolis, MN 55402 (612) 349-4060
Houston Oilers	Sunday October 6 12:00 p.m. (CDT)	The Westin Galleria 5060 W. Alabama Houston, TX 77056 (713) 960-6579
New England Patriot	Sunday October 27 1:00 p.m. (EST)	The Hilton at Dedham Place 95 Dedham Place Dedham, MA 02026 (617) 329-7900
Kansas City Chiefs	Sunday November 17 12:00 p.m. (CST)	The Westin Crown Center One Pershing Road Kansas City, MO 64104 (816) 474-4400
Seattle Seahawks	Sunday November 24 1:00 p.m. (PST)	The Sheraton Hotel 1400 6th Ave. Seattle, WA 98101 (206) 621-9000
Cleveland Browns	Sunday December 8 1:00 p.m. (EST)	Stouffer Tower City Plaza 24 Public Square Cleveland, OH 44113 (216) 696-5600
San Diego Chargers	Sunday December 22 1:00 p.m. (PST)	Hyatt Islandia 1441 Quivira Road San Diego, CA 92109 (619) 224-1234

PLAYER HISTORY

ALL-TIME HONORS

1990—Pro Bowl: Steve Atwater, Bobby Humphrey, Dennis Smith. All-NFL: Steve Atwater (College and Pro Football Newsweekly-second team), Mike Horan (College and Pro Football Newsweekly-second team), All-AFC: Steve Atwater (UPI, Football News), Mike Horan (UPI-second team, Football News), Hartman Award (Broncos Most Valuable Players): Bobby Humphrey, Steve Atwater, Kevin Clark. Bob Peck Memorial Award (Most Inspirational Player): Keith Kartz. Bob Martin Award (for cooperation with media): Mark Jackson.

1989—Pro Bowl: Greg Kragen, Karl Mecklenburg, Dennis Smith, David Treadwell. All-NFL: Mike Horan (College and Pro Football Newsweekly-second team), Karl Mecklenburg (AP, Pro Football Weekly, Sports Illustrated, NEA-World Almanac, Football Digest), Dennis Smith (AP-second team). All-AFC: Greg Kragen (Pro Football Weekly), Karl Mecklenburg (UPI, Pro Football Weekly, Football News), Dennis Smith (Pro Football Weekly, UPI-second team), David Treadwell (UPI, Pro Football Weekly, Football News). NFL Rookie of the Year: Bobby Humphrey (Touchdown Club of Washington, D.C.). NFL Offensive Rookie of the Year: Bobby Humphrey (NFL Players Association). NFL Defensive Rookie of the Year: Steve Atwater (Football Digest). AFC Offensive Rookie of the Year: Bobby Humphrey (Mackey Award). NFL All-Rookie: Steve Atwater (UPI, Pro Football Weekly, PFWA, College and Pro Football Newsweekly, Football Digest), Bobby Humphrey (UPI, Pro Football Weekly, PFWA, College and Pro Football Newsweekly), David Treadwell (Football Digest), Doug Widell (College and Pro Football Newsweekly, Football Digest), Colorado Sports Hall of Fame Pro Athlete of the Year: Bobby Humphrey. Hartman Award Winners: Bobby Humphrey, Dennis Smith, David Treadwell. Bob Peck Memorial Award (Most Inspirational Player): Marc Munford.

1988—Pro Bowl: Mike Horan. All-NFL: Mike Horan (AP, PFWA, The Sporting News, College and Pro Football Newsweekly, Sports Illustrated, World Almanac-second team). All-AFC: Mike Horan (UPI, Football News). NFL All-Rookie: Gerald Perry (UPI, Football Digest). Hartman Award Winners: John Elway and Sammy Winder, Simon Fletcher, Ken Bell. Bob Peck Memorial Award (Most Inspirational Player): Keith Bishop and Billy Bryan.

1987—Pro Bowl: Keith Bishop, John Elway, Karl Mecklenburg. All-NFL: Keith Bishop (Sports Illustrated, NEA-second team), John Elway (The Sporting News, NEA, AP-second team), Karl Mecklenburg (NEA, AP-second team). All-AFC: Keith Bishop (UPI-second team), John Elway (UPI, Pro Football Weekly, Football News), Rulon Jones (UPI-second team), Karl Mecklenburg (UPI, Pro Football Weekly, Football News). NFL Most Valuable Player: John Elway (AP). AFC Most Valuable Player: John Elway (NFLPA). AFC Player of the Year: John Elway (Football News). AFC Offensive Player of the Year: John Elway (UPI, Kansas City 101 Club). NFL All-Rookie: Ricky Nattiel (UPI, College and Pro Football Newsweekly, Football Digest, PFWA, Pro Football Weekly). Hartman Award Winners: John Elway, Karl Mecklenburg, Ken Bell. Bob Peck Memorial Award (Most Inspirational Player): Keith Bishop.

1986—Pro Bowl: Keith Bishop, John Elway, Rulon Jones, Karl Mecklenburg, Dennis Smith, Sammy Winder. All-NFL: John Elway (AP-honorable mention), Keith Bishop (AP-honorable mention), Mike Harden (AP-honorable mention), Rulon Jones (AP, Pro Football Weekly, Sports Illustrated, PFWA, The Sporting News, Football News, Football Digest, NEA-second team), Karl Mecklenburg (AP, Pro Football Weekly, Sports Illustrated, PFWA, The Sporting News, Football News, Football Digest, NEA), Dennis Smith (AP-honorable mention, Football News-second team, NEA). All-AFC: Keith Bishop (UPI-second team, Football News), John Elway (UPI-second team), Rulon Jones (UPI, Pro Football Weekly, Football News), Karl Mecklenburg (UPI, Pro Football Weekly, Football News), Dennis Smith (Pro Football Weekly), Gerald Willhite (UPI-second team). AFC Defensive Player of the Year: Rulon Jones (UPI). AFC Player of the Year: Karl Mecklenburg (Football News). Colorado Sports Hall of Fame King of the Hill award: John Elway. Seattle Gold Helmet Award (Professional Football Player of the Year): John Elway. Hartman Award Winners: John Elway, Mike Harden, Darren Comeaux. Bob Peck Memorial Award (Most Inspirational Player): Tom Jackson.

1985—Pro Bowl: Rulon Jones, Karl Mecklenburg, Dennis Smith, Louis Wright. All-NFL: John Elway (AP-honorable mention), Rulon Jones (AP-2nd team, The Sporting News, Sports Illustrated), Karl Mecklenburg (AP, Sports Illustrated, PFWA, The Football News, NEA), Dennis Smith (AP-honorable mention), Louis Wright (AP-honorable mention). All-AFC: Rulon Jones (UPI), Karl Mecklenburg (UPI), Dennis Smith (UPI-2nd team), Louis Wright (UPI). Hartman Award Winners: John Elway, Rulon Jones, Daniel Hunter. Bob Peck Memorial Award (Most Inspirational Player): Tom Jackson.

1984—Pro Bowl: Sammy Winder. All-NFL: Tom Jackson (CPFW-2nd team), Dennis Smith (Pro Football Weekly, CPFW-2nd team), Louis Wright (The Sporting News, Sports Illustrated, Pro Football Weekly, NEA-2nd team, CPFW-2nd team). All-AFC: Tom Jackson (Pro Football Weekly, UPI 2nd team), Dennis Smith (Pro Football Weekly, UPI-2nd team), Sammy Winder (UPI-2nd team), Louis Wright (Pro Football Weekly, UPI-2nd team). All-Rookie: Winford Hood (UPI), Clarence Kay (PFWA, Pro Football Weekly). Colorado Sports Hall of Fame Pro Athlete of the Year: Tom Jackson. Hartman Award Winners: Steve Watson, Louis Wright, Ken Woodard. Bob Peck Memorial Award (Most Inspirational Player): Tom Jackson Coach of the

ALL-TIME HONORS (Continued)

Year: Dan Reeves (NFL-Sports Illustrated, Pro Football Weekly, College and Pro Football Newsweekly, AFC-Kansas City 101 Club, Football News.)

1983—Pro Bowl: Randy Gradishar, Louis Wright (DNP), All-NFL: Randy Gradishar (AP-2nd team), Louis Wright (NEA, CPFN-2nd team), All-AFC: Randy Gradishar (UPI-2nd team), Hartman Award Winners: Steve Watson, Randy Gradishar, Ken Woodward, Bob Peck Memorial Award (Most Inspirational Player): Tom Jackson.

1982—Pro Bowl: Randy Gradishar, Luke Prestridge, Rick Upchurch, All-NFL: Randy Gradishar (Football Digest), Luke Prestridge (AP, Football Digest), Rick Upchurch (AP, Football Digest), All-AFC: Randy Gradishar (UPI), Luke Prestridge (UPI), Hartman Award Winners: Billy Bryan, Louis Wright, Rick Upchurch and Rob Lytle, Bob Peck Memorial Award (Most Inspirational Player): Tom Jackson.

1981—Pro Bowl: Randy Gradishar, Bob Swenson, Billy Thompson, Steve Watson, All-NFL: Bob Swenson (AP, NEA, The Sporting News), Randy Gradishar (AP-2nd team, NEA-2nd team, Pro Football Weekly, The Sporting News), All-AFC: Randy Gradishar (UPI), Billy Thompson (UPI), Steve Watson (UPI), Bob Swenson (UPI-2nd team), Louis Wright (UPI-2nd team), Hartman Award Winners: Steve Watson, Bob Swenson, Jim Ryan, Bob Peck Memorial Award (Most Inspirational Player): Tom Jackson.

1980—All NFL: Randy Gradishar (The Sporting News), Fred Steinfert (Pro Football Weekly, The Sporting News), All-AFC: Fred Steinfert (UPI), Pro Football Weekly Golden Toe Award: Fred Steinfert, Hartman Award Winners: Bill Bryan, Randy Gradishar, Fred Steinfert.

1979—Pro Bowl: Randy Gradishar, Tom Jackson, Rick Upchurch, Louis Wright, All-NFL: Randy Gradishar (PFWA, Pro Football Weekly, AP-2nd team), Rick Upchurch (PFWA, Pro Football Weekly, AP-2nd team), Louis Wright (AP, NEA, PFWA, Pro Football Weekly), All-AFC: Randy Gradishar (Pro Football Weekly, The Sporting News, UPI-2nd team), Bob Swenson (UPI-2nd team), Bill Thompson (UPI), Rick Upchurch (Pro Football Weekly), Louis Wright (UPI, Pro Football Weekly, The Sporting News), Hartman Award Winners: Craig Morton, Bob Swenson, Larry Canada.

1978—Pro Bowl: Lyle Alzado, Randy Gradishar, Tom Jackson, Riley Odoms, Bill Thompson, Rick Upchurch, Louis Wright, All-NFL: Lyle Alzado (AP), Randy Gradishar (AP, PFWA, PFW, NEA), Tom Jackson (AP), Rick Upchurch (AP, PFWA, PFW), Louis Wright (AP, PFWA, PFW, NEA), All-AFC: Lyle Alzado (UPI, PFW, TSN), Steve Foley (UPI), Randy Gradishar (UPI, PFW, TSN), Tom Jackson (UPI), Bill Thompson (UPI, PFW, TSN), Rick Upchurch (PFW), Louis Wright (UPI, PFW, TSN), NFL Defensive Player of the Year: Randy Gradishar (AP, PFW, NEA), AFC Defensive Player of the Year: Randy Gradishar (UPI, Kansas City 101 Club), Colorado Sports Hall of Fame Pro Athlete of the Year: Randy Gradishar, Hartman Award Winners: Riley Odoms, Randy Gradishar, Maurice Harvey.

1977—Pro Bowl: Lyle Alzado, Randy Gradishar, Tom Jackson, Billy Thompson, Louis Wright, All-NFL: Lyle Alzado (AP, UPI, PFW), Randy Gradishar (AP, UPI, PFW), Tom Jackson (AP, UPI, PFW), Billy Thompson (AP), All-AFC: Louis Wright (PFW), Billy Thompson (PFW), AFC Defensive Player of the Year: Lyle Alzado (Kansas City 101 Club), Colorado Sports Hall of Fame Pro Athlete of the Year: Craig Morton, Hartman Award Winners: Craig Morton, Tom Jackson, Rick Upchurch, NFL Coach of the Year: Red Miller (AP, UPI, PFW, TSN, Football Digest, Washington Touchdown Club, Kansas City 101 Club, Columbus Touchdown Club).

1976—Pro Bowl: Rich Upchurch, Otis Armstrong, All-NFL: Rick Upchurch, Hartman Award Winners: Riley Odoms, Tom Jackson, Rick Upchurch.

1975—Pro Bowl: Randy Gradishar, Riley Odoms, All-Pro: Riley Odoms, Hartman Award Winners: Bobby Maples, Lyle Alzado, Jim Turner.

1974—Pro Bowl: Otis Armstrong, Riley Odoms, All-Pro: Riley Odoms, Otis Armstrong, Hartman Award Winners: Otis Armstrong, Tom Jackson, Ken Criter.

1973—Pro Bowl: Floyd Little, Haven Moses, Paul Smith, Riley Odoms, All-Pro: Riley Odoms, Hartman Award Winners: Charley Johnson, Paul Smith, Colorado Sports Hall of Fame Pro Athlete of the Year: Paul Smith, AFC Coach of the Year: John Ralston (AP, UPI, PFWA, Kansas City 101 Club).

1972—Pro Bowl: Floyd Little, Paul Smith, Colorado Sports Hall of Fame Pro Athlete of the Year: Floyd Little.

1971—Pro Bowl: Floyd Little, Rich Jackson.

1970—Pro Bowl: Rich Jackson, All-Pro: Rich Jackson, Colorado Sports Hall of Fame Pro Athlete of the Year: Rich Jackson.

1969—All-AFL: Floyd Little, Rich Jackson, AFL All-Star Game: Rich Jackson, Al Denson, Mike Current, George Goeddeke, Floyd Little, Dave Costa.

1968—All-AFL: Rich Jackson, AFL All-Star Game: Floyd Little, Dave Costa, Rich Jackson.

1967—AFL All-Star Game: Al Denson, Larry Kaminski, Dave Costa, Nemiah Wilson.

1966—All-AFL: Bob Scarpitto, AFL All-Star Game: Bob Scarpitto, Jerry Sturm, Goose Gonsoulin, John Bramlett.

1965—All-AFL: Cookie Gilchrist, Lionel Taylor, Eldon Danenhauer, AFL All-Star Game: Eldon Danenhauer, Cookie Gilchrist.

1964—All-AFL: Willie Brown, AFL All-Star Game: Willie Brown, Jerry Sturm, Goose Gonsoulin, Jim Fraser.

ALL-TIME HONORS (Continued)

1963—All-AFL: Goose Gonsoulin, AFL All-Star Game: Bud McFadin, Goose Gonsoulin.

1962—All-AFL: Bud McFadin, Goose Gonsoulin, Eldon Danenhauer, Bob Zeman, AFL All-Star Game: Eldon Danenhauer, Bud McFadin, Gene Mingo, Bob Zeman, Goose Gonsoulin, Jim Fraser, Lionel Taylor, Frank Tripucka, AFL Coach of the Year Jack Faulkner (AP UPI).

1961—All-AFL: Lionel Taylor, Bud McFadin, AFL All-Star Game: Bud McFadin, Ken Adamson, Goose Gonsoulin, Don Stone.

1960—All-AFL: Lionel Taylor, Bud McFadin, Goose Gonsoulin.

ALL-TIME DRAFT CHOICES

1960 (First selections)—Harry Ball, T, Boston College; Charley Britt, QB, Georgia; Dave Canary, E, Cincinnati; Paul Candro, HB, Boston U.; Bill Carrico, G, N. Texas St.; Larry Cundiff, C, Mich. State; Bernard Darre, T, Tulane; Roger Davis, T, Syracuse; Lonnie Dennis, G, Brig. Young; John Diggins T-G, Detroit; Maurice Duke, G, Texas; Mike Dowdle, FB, Texas; Wayne Hawkins, T, COP; Gary Huber, C, Miami (O.); Dave Hudson, E, Florida; Claude King, HB, Houston; Don Klochak, FB, N. Carolina; Roger LeClerc, C, Trinity; Dean Look, QB, Mich. State; Bill Mathis, HB, Clemson; Ken McNeece, T-G, San Jose St.; James Monroe, QB, Arkansas; Ray Norton, HB, San Jose St.; Robert Rosbaugh, HB, Miami (Fla.); Mel Semenko, E, Colorado; Lebron Shields, T, Tennessee; Jack Spikes, FB, TCU; Howard Turley, E, Louisville; Jim Walden, QB, Wyoming; Willie West, HB, Oregon; John Willener, G, Oregon; Bob Yates, T, Syracuse; Ken Young, E, Valparaiso; Bob Zimpter, T-G, Bowling Gr.

1960 (Second selections)—Mel Branch, T-G, LSU; Ronnie Cain, E, Kentucky; Jack Campbell, E, Toledo; Tom Chapman, E, Detroit; LaVelle Coleman, HB, West Mich.; Jim Colvin, T-G, Houston; Teddy Foret, T-G, Auburn; Bobby Green, HB, Florida; Jack Hanlon, HB, Penn.; G. Hershberger, T-G, Wichita; Sam Homer, HB, VMI; Bob Hudson, E, Lamar Tech.; Vic Jones, HB, Indiana; Billy Luplow, T-G, Arkansas; George Phelps, HB, Cornell C. Ia.; Tom Roberts, T-G, Georgia Tech; Sam Stenger, C, Denver; Olin Treadway, QB, Iowa; John Wilkins, T-G, So. California; Emmet Wilson, T-G, Georgia Tech.

1961—1, Bob Gaiters, HB, N. Mex. St. 2, Jerry Hill, HB, Wyoming, 3, Chas. Strange, C, LSU, 4, Roland McDole, T, Nebraska, 4a, (NY), Sonny Davis, E, Baylor, 5, Charles Cowan, E, NM H'lds, U. 6, Dale Evans, HB, Kansas State, 7, Pat Patchen, E, Florida, 9, Phil Nugent, QB, Tulane, 10, Chas. Sturgeon, HB, Kentucky, 11, John Simko, E, Augustana, 12, Jerry Miller, E, H. Payne, 13, Ron Greene, G, Wash. St. 14, Bill Cooper, FB, Muskingum, 15, Willie Crafts, G, Texas A&I, 16, Jim Larkin, T, Hillsdale, 17, Chuck Weiss, FB, Colorado, 18, Chick Graning, HB, Georgia Tech, 19, John Hobbs, G, Maryland St. 20, Buck McLeod, T, Baylor, 21, Jim Morgan, HB, Iowa St. Tech, 22, Tom Hackler, E, Tenn. Tech, 23, Tom Jewell, T, Idaho St. 24, E. A. Simms, E, N. Mex. St. 25, Pete Samms, T, Central Okla. 26, Sam Smith, HB, Florence St. 27, Donald Olson, HB, Nebraska, 28, Wayne Lee, G, Colo. St. Col. 29, Archie Cobb, T, Nebraska, 30, Dave Mills, HB, NE Mo. St. Tech.

1962—1, Merlin Olsen, T, Utah St. 2, Jerry Hillebrand, E, Colorado, 3, Charles Holmes, FB, Maryland St. 4, John Furman, QB, Texas Western, 7, John McGeever, HB, Auburn, 8, Elbert Harris, HB, S.E. Louisiana, 9, Larry Jepson, C, Furman, 10, Gale Weidner, QB, Colorado, 11, Mike Kline, G, Oregon St. 13, Bob Cegelski, C, Montana St. 14, Sonny Gibbs, QB, TCU, 15, Bill Loudon, G, Benedict Coll. 16, Gary Ballman, HB, Mich. St. 17, Jerry Tarr, E, Oregon, 18, Pete Schenk, E, Washington St. 20, Mike Martin, E, Washington St. 21, Jim Perkins, T, Colorado, 22, Don Kasso, HB, Oregon St. 23, Ken Tureaud, HB, Michigan, 24, Neil Thomas, G, Hillsdale, 25, Dave Edwards, E, Auburn, 26, Jim Roberts, T, Mississippi, 27, A. Von Sonn, C, UCLA, 28, Paul Holmes, T, Georgia, 29, Lynn Hoyem, C, Long Beach St. 30, Walter Mince, HB, Arizona, 31, Bill Williamson, T, Bakersfield JC. 32, Vester Flanagan, T, Humboldt St. 33, Duane Allen, E, Mt. S.A. Coll. 34, S. Stonebraker, E, Detroit.

1963—1, Kermit Alexander, HB, UCLA, 2a, (NY), Ray Poage, FB, Texas, 2b, Tom Nomina, T, Miami (O.), 3, Tommy Janik, HB, Texas A&I, 4, Lou Slaby, LB, Pittsburgh, 5, Ray Mansfield, C, Washington, 6, Anton Peters, T, Florida, 7a, (San Diego), M. Slaughter, QB, Louisiana Tech, 7b, Paul Flatley, E, Northwestern, 8a, (Buf.), H. Dixon, FB, Florida A&M, 8b, John Griffin, HB, Memphis St. 9, Marv Fleming, E, Utah, 10a, Lonnie Sanders, HB, Michigan St. 10b, (Hous.), Pat Richter, E, Wisconsin, 11, Billy Joe, FB, Villanova, 12, John Gamble, E, U. of Pacific, 13, James Maples, C, Baylor, 15, W. Freeman, E, North Texas, 16, David Crossan, G, Maryland, 17, Bob Paremore, HB, Florida A&M, 18, Charles Mitchell, HB, Washington, 19a, Frank Baker, FB, Toledo, 19b, (Dallas), Bruce Starling, HB, Florida, 20, Dan Grimm, G, Colorado, 21,

ALL-TIME DRAFT CHOICES (Continued)

Ross Nolan, E, NE Louisiana. 22, Dave Mathiesen, QB, Washington St. 23, Billy Moaty, HB, Arkansas. 24, C. B. Simons, LB, Stanford. 25, Forest Farmer, LB, Purdue. 26, Monte Day, T, Fresno St. 27, John Sellers, T, Bakersfield JC. 28, Bill Reddell, HB, Occidental. 29, Kern Carson, HB, San Diego St.

1964—1, Bob Brown, T, Nebraska. 3, Marv Woodson, DB, Indiana. 3a, Matt Snorton, DE-E, Michigan St. 6, Don Shackelford, T, Pacific. 6a, Al Denison, FL, Florida A&M. 7, Ray Kubala, C-T, Texas A&M. 7a, Jerry Richardson, LB, W. Texas St. 8, W. Hilgenberg, G-LB, Iowa. 9, John Mims, T, Rice. 12, Paul Krause, DB, Iowa. 13, Charley Parker, G, So. Mississippi. 14, Bob Hayes, HB, Florida A&M. 15, Chuck Logan, E, Northwestern. 16, Bob Cherry, E, Wittenburg. 17, J. McNaughton, E, Utah St. 18, George Mira, QB, Miami. 19, Odell Barry, FL, Findlay. 21, Dick Herzog, T, Drake. 22, Gary Lewis, HB, Arizona St. 23, Ken Brusvan, T, Oregon St. 24, Mickey Bitsko, LB, Dayton. 25, Jim Jones, E, Wisconsin. 26, Bob Berry, QB, Oregon.

1965—2, Dick Butkus, LB, Illinois. 3, Glen Ressler, C, Penn St. 4, Geo. Donnelly, DB, Illinois. 5a, Bob Breitenstein, T, Tulsa. 5b, Max Leetzow, DT, Idaho. 6, Tom Wilhelm, T, Syracuse. 7, Jim Garcia, DE, Purdue. 8, John Holman, G, Wisconsin. 9, Gary Bussell, DB, Georgia Tech. 10, Gene Jeter, LB, AM&N. 11, Tom Vaughan, HB, Iowa St. 12, Tom Myers, QB, Northwestern. 13, Mike Strofalino, LB, Villanova. 14, John Frick, G, Ohio U. 15, Jeff Jordan, DB, Tulsa. 16, Brian Schweda, T, Kansas. 18, Larry Dupree, HB, Florida. 19, R. Oelschlager, HB, Kansas. 20, Terry Metchner, G, Albion.

1966—1, Jerry Shay, T, Purdue. 2, Freeman White, E, Nebraska. 3, Bob Hadrick, E, Purdue. 4, Randy Johnson, QB, Texas A&I. 5, Billy Clay, DB, Mississippi. 6, James Fulgham, T, Minnesota. 7, Jerry Jone, G, Bowling Green. 7a, (Buf.), Scotty Glacken, QB, Duke. 8, Goldie Sellers, DB, Grambling. 9, Ron Sbranti, LB, Utah St. 10, Larry Cox, T, Abilene CC. 11, James Burns, G, Northwestern. 13, Eric Crabtree, DB, Pittsburg. 14, Fred Forsberg, DT, Washington. 15, Mike Ringer, DB, Oklahoma. 16, Frank Rogers, K, Colorado. 17, Gary Eickman, DE, Illinois. 18, Tom Talaga, T, Notre Dame. 19, Tom Coughlin, DE, Miami. 20, Cliff Hysell, T, Montana St.

1967—1, Floyd Little, HB, Syracuse. 2, Thomas Beer, TE, Houston. 3a, Mike Current, T, Ohio State. 3b, Geo. Goeddeke, C, Notre Dame. 4, C. Cunningham, DE, Houston. 5a, Fran Lynch, FB, Hofstra. 5b, John Huard, LB, Maine. 6, Neal Sweeney, E, Tulsa. 7, Frank Richter, G, Georgia. 8, Tom Cassese, E, C. W. Post. 9, James Summers, DB, Michigan St. 10, Paul Krause, QB, Dubuque. 11, Lou Andrus, DE, Brigham Young. 13, Dennis Furjanic, DE, Houston. 14, Tom Francisco, HB, Virginia Tech. 15, Donald Smith, G, Florida A&M. 16, Jack Lentz, QB, Holy Cross. 17, W. Valley, Jr., T, Oregon St.

1968—2, Curley Culp, DE, Arizona St. 3a, Garrett Ford, RB, West Virginia. 3b, (K.C.), Robert Vaughan, T, Mississippi. 4b, (Miami), Gordon Lambert, LB, Tenn. Martin. 4c, (K.C.), Drake Garrett, DB, Michigan St. 4d, (Cincy), Gus Holloman, DB, Houston. 8, Steve Holloway, DB, Weber St. 9, Paul Smith, LB, New Mexico. 10, Bob Langford, T, Middle Tenn. 12, Robert Hendrix, T, Mississippi. 13, Charles Greer, DB, Colorado. 14, Marlin Briscoe, RB, Omaha. 15, Jeff Kuhman, LB, Vermont. 16, Adin Brown, LB, William & Mary. 17, Steve Grady, RB, So. California.

1969—2, Grady Cavness, DB, Texas-El Paso. 3, Bill Thompson, DB, Maryland St. 4a, Mike Schnitker, LB, Colorado (From Boston thru K.C.). 4b, Edward Hayes, DB, Morgan St. 5, Frank Quayle, RB, Virginia. 6a, (Buf.), Wandy Williams, RB, Hofstra. 6b, Mike Coleman, RB, Tampa. 7, Al Giffin, TE, Auburn. 9, Henry Jones, RB, Grambling. 10, Jim Smith, DB, Utah St. 11, Alan Pastrana, QB, Maryland. 12, Wes Plummer, DB, Arizona St. 13, John Sias, SE, Georgia Tech. 14, Gary Crane, LB, Arkansas St. 15, Errol Kahoun, G, Miami (O.). 16, Billy Woods, DB, No. Texas St. 17, Buster O'Brien, QB, Richmond.

1970—1, Bob Anderson, RB, Colorado. 2, Alden Roche, DE, Southern. 3, John Kohler, T, South Dakota. 4, Jerry Hendren, WR, Idaho. 5, Bill McKoy, LB, Purdue. 6, John Mosier, TE, Kansas. 7, R. Montgomery, CB, Weber St. 8, (KC), L. Porter, RB, Southern. 9, D. Washington, LB, Alcorn A&M. 10, M. Fullerton, DT, Tuskegee Inst. 11, Cleve Bryant, DB, Ohio University. 12, Greg Jones, RB, Wisconsin St. 13, Jim McKoy, CB, Parsons College. 14, Jeff Slipp, LB, Brigham Young. 15, Maher Barakat, K, So. Dakota Tech. 16, Bob Stewart, QB, Northern Ariz. 17, Frank Kalfoss, K, Montana St.

1971—1, M. Montgomery, OT, So. California. 2, Dwight Harrison, WR, Texas A&I. 4a, Lyle Alzado, DE, Yankton Col. 4b, C. Johnson, CB, Alcorn A&M. 6, Howard Phillips, C, Michigan St. 7, Doug Adams, CB, Ohio St. 8, Tom Beard, LB, Michigan St. 9, John Handy, LB, Purdue. 10, Carlis Harris, WR, Idaho St. 11, Roger Roitsch, DT, Rice. 12, Floyd Franks, WR, Mississippi. 13, Craig Blackford, QB, Evansville. 14, Tommy Lyons, C, Georgia. 15,

ALL-TIME DRAFT CHOICES (Continued)

Lawrence James, RB, Norfolk St. 16, Steve Thompson, DT, Minnesota. 17, Jack Simcsak, P-K, Virginia Tech.

1972—1, Riley Odoms, TE, Houston. 3, Bill Phillips, LB, Arkansas St. 4, (Minn.), Tom Graham, LB, Oregon. 5, (Phila.), Jim Krieg, WR, Washington. 8, Ronnie Estay, LB, LSU. 9, Floyd Priestner, DB, Boston U. 10, Richard Wilkins, DE, Maryland St. 11, Larry Brunson, WR, Colorado. 12, R. McDougall, DB, Weber St. 13, Bob Warner, RB, Bloomsburg St. 14, Jerome Kundich, G, UTEP. 15, Skip Parmenter, DT, Massachusetts. 16, Tom Bougus, RB, Boston College. 17, Lou Harris, RB, Southern California.

1973—1, Otis Armstrong, RB, Purdue. 2, Barney Chavous, DE, S. Carolina St. 3a, Paul Howard, OG, Brigham Young. 3b, John Wood, DT, LSU. 4, Tom Jackson, LB, Louisville. 5, Charles McTorry, DB, Tennessee St. 7a, Mike Askea, OT, Stanford. 7b, John Grant, DE, So. California. 9, Lyle Blackwood, DB, Texas Christian. 10, Al Marshall, WR, Boise State. 11, Elton Brown, DT, Utah State. 12, Jim O'Malley, LB, Notre Dame. 13a, Ed Smith, DE, Colorado Col. 13b, Ed White, RB, Tulsa. 14, John Hufnagel, QB, Penn State. 15, Calvin Jones, DB, Washington. 16a, Oliver Ross, RB, Alabama A&M. 16b, Ken Muhlbauer, C, Idaho State. 17, Kenneth Morgan, TE, Elon College.

1974—1, Randy Gradishar, LB, Ohio State. 2, Carl Wafer, DT, Tenn. State. 3, Claudie Minor, T, San Diego St. 4, Ozell Collier, CB, Colorado. 6a, John Winesberry, WR, Stanford. 10, Charlie Johnson, CB, Southern. 11, Steve Buchanan, RB, Holy Cross. 12, Larry Cameron, LB, Alcorn A&M. 13, John Clerkley, DT, Fort Valley St. 14, Rich Marks, DS, No. Illinois. 15, Piel Pennington, QB, U. of Mass. 16, Darrell Austin, T, So. Carolina. 17, Boyd Brown, TE, Alcorn A&M.

1975—1, Louis Wright, CB, San Jose St. 2, Charlie Smith, DE, N. Carolina Cen. 3a, (N.Y.G.), Mike Frankowiak, QB-KS, Central Mich. 3b, Drew Mahalic, LB, Notre Dame. 4a, (KC) Steve Taylor, DB, Georgia. 4b, Rick Upchurch, WR-Spec., Minnesota. 5a, Stan Rogers, T, Maryland. 5b, Rubin Carter, DT, Miami (Fla.). 8, Steve Foley, S-QB, Tulane. 9, Russell Williams, DB, Arizona. 10, (KC), Hank Englehardt, C, Pacific. 10, Steve Haggerty, WR, Nev.-Las Vegas. 12, Harry Walters, LB, Maryland. 13, Eric Penick, RB, Notre Dame. 14, Jerry Arnold, G, Oklahoma. 15, Ken Shelton, TE, Virginia. 16, Bubba Bridges, DT, Colorado. 17, Lester Sherman, Ret. Spec., Albany St.

1976—1, Tom Glassic, G, Virginia. 2, Kurt Knoff, S, Kansas. 4, Craig Penrose, QB, San Diego St. 5, Lonnie Perrin, RB, Illinois. 8, James Betterson, RB, North Carolina. 9a, Jim Czirr, C, Michigan. 9b, (St. Louis), Jim Lisko, LB, Arkansas St. 10, Art Gilliam, DE, Grambling. 11, Greg Pittman, LB, Iowa St. 12, Randy Moore, DT, Arizona St. 13, Donnie McGraw, CB, Houston. 14, Larry Evans, LB, Mississippi Col. 15, Wilbur Summers, KS, Louisville. 16, John Huddleston, LB, Utah. 17, Randy Cozens, LB, Pittsburgh.

1977—1, Steve Schindler, G, Boston College. 2, Rob Lytle, RB, Michigan. 4, Bill Bryan, C, Duke. 7, Larry Swider, P, Pittsburgh. 8, Calvin Culliver, RB, Alabama. 9, Charles Jackson, NT, Washington. 10, Orna Middlebrook, WR, Arkansas state. 11, Phil Heck, LB, California. 12, Scott Levenhagen, TE, Western Illinois.

1978—1, Don Latimer, DT, Miami (Fla.). 2, Bill Gay, TE, USC. 8, Frank Smith, OT, Alabama A&M. 10, Vince Kinney, WR, Maryland. 11, Lacy Brumley, OT, Clemson.

1979—1, Kelvin Clark, T, Nebraska. 3, Bruce Radford, DE, Grambling. 4, Charles Jefferson, DB, McNeese State. 5, Rick Leach, QB, Michigan. 6, Jeff McIntyre, LB, Arizona State. 7, Luke Prestridge, P, Baylor. 9, Charley Taylor, WR, Rice. 11, Zachary Dixon, RB, Temple. 12, David Jacobs, K, Syracuse.

1980—2, Rulon Jones, DE, Utah State. 3, Larry Carter, DB, Kentucky. 4, Rick Parros, RB, Utah State. 5a, Mike Harden, S, Michigan. 5b, Laval Short, NT, Colorado. 6, Keith Bishop, G, Baylor. 7, John Havekost, G, Nebraska. 8, Don Coleman, WR, Oregon. 9, Greg Bracelin, LB, California. 10, Virgil Seay, Ret. Spec., Troy State. 11, Phil Farris, WR, North Carolina.

1981—1, Dennis Smith, S, Southern California. 2, Clay Brown, TE, Brigham Young. 4, Mark Herrmann, QB, Purdue. 5, Ken Lanier, T, Florida State. 6, Alvin Lewis, RB, Colorado State. 7, Steve Busick, LB, Southern California. 9, Rusty Olsen, DE, Washington. 11, Pat Walker, WR, Miami (Fla.). 12a, John Hanker, LB, Notre Dame. 12b, Mandel Robinson, RB, Wyoming.

1982—1, Gerald Willhite, RB, San Jose State. 2, Orlando McDaniel, WR, Louisiana State. 4, Dan Plater, WR, Brigham Young. 5, Sammy Winder, RB, Southern Mississippi. 7, Alvin Ruben, DE, Houston. 9, Keith Uecker, T, Auburn. 10, Ken Woodard, LB, Tuskegee Institute. 11, Stuart Yatsko, G, Oregon. 12, Brian Clark, G, Clemson.

ALL-TIME DRAFT CHOICES (Continued)

1983—1, Chris Hinton, G. Northwestern. 2, Mark Cooper, T, Miami (Fla.). 3, Clinton Sampson, WR, San Diego State. 5a, Weedy Harris, LB, Houston. 5b, Bruce Baldwin, CB, Harding. 6, Victor Hefflin, CB, Delaware State. 7, Myron Dupree, CB, North Carolina Central. 8, Gary Kubiak, QB, Texas A&M. 9, Brian Hawkins, CB, San Jose State. 10, Walt Bowyer, DE, Arizona State. 11, Don Bailey, C, Miami (Fla.). 12, Karl Mecklenburg, NT/DE, Minnesota.

1984—2, Andre Townsend, NT/DE, Mississippi. 3, Tony Lilly, S, Florida. 4, Randy Robbins, CB, Arizona. 6, Aaron Smith, LB, Utah State. 7, Clarence Kay, TE, Georgia. 8a, Winford Hood, G, Georgia. 8b, Scott Garnett, NT, Washington. 9, Chris Brewer, RB, Arizona. 10, Bobby Micho, TE, Texas. 11, Gene Lang, RB, Louisiana State. 12, Murray Jarman, WR, Clemson.

1984 Supplemental Draft—1, Freddie Gilbert, DE, Georgia. 2, Richard Massey, WR, Kentucky. 3, Reggie Smith, T, Kansas.

1985—1, Steve Sewell, RB, Oklahoma. 2a, Vance Johnson, WR, Arizona. 2b, Simon Fletcher, DE, Houston. 4, Keli McGregor, TE, Colorado State. 5, Billy Hinson, G, Florida. 7, Dallas Cameron, NT, Miami (Fla.). 8, Eric Riley, CB, Florida State. 9, Daryl Smith, CB, North Alabama. 10a, Buddy Funck, QB, New Mexico. 10b, Ron Anderson, LB, Southern Methodist. 11, Gary Rolle, WR, Florida. 12, Dan Lynch, G, Washington State.

1986—4, Jim Juriga, G, Illinois. 5, Tony Colorito, NT, Southern California. 6a, Orson Mobley, TE, Salem College (W.V.). 6b, Mark Jackson, WR, Purdue. 7, Ray Phillips, LB, North Carolina State. 8, Bruce Klostermann, LB, South Dakota State. 9, Joe Thomas, WR, Mississippi Valley State. 10, Victor Hall, TE, Jackson State. 11, Thomas Dendy, RB, South Carolina.

1987—1, Ricky Nattiel, WR, Florida. 3, Michael Brooks, LB, Louisiana State. 4, Marc Munford, LB, Nebraska. 6, Warren Marshall, RB, James Madison. 7, Wilbur Strozler, TE, Georgia. 8, Dan Morgan, G, Penn State. 9, Bruce Plummer, CB, Mississippi State. 10, Rafe Wilkinson, LB, Richmond. 11a, Steve Roberts, DE, Washington. 11b, Tommy Neal, RB, Maryland. 12, Tyrone Braxton, CB, North Dakota State.

1988—1, Ted Gregory, NT, Syracuse. 2, Gerald Perry, T, Southern. Kevin Guidry, CB, Louisiana State. 5, Corris Ervin, CB, Central Florida. 7a, Pat Kelly, TE, Syracuse. 7b, Gary Frank, G, Mississippi State. 9, Mel Farr, Jr., RB, UCLA. 10, Channing Williams, RB, Arizona. 11, Richard Calvin, RB, Washington State. 12, Johnny Carter, NT, Grambling.

1989—1, Steve Atwater, S, Arkansas. 2a, Doug Widell, G/T, Boston College. 2b, Warren Powers, DE, Maryland. 3, Darrell Hamilton, T, North Carolina. 4, Richard McCullough, DE, Clemson. 5, Darren Carrington, CB, Northern Arizona. 6, Anthony Stafford, WR, Oklahoma. 7, Melvin Bratton, RB, Miami (Fla.). 8, Paul Green, TE, Southern California. 9a, Monte Smith, G, North Dakota. 9b, Wayne Williams, RB, Florida. 10, Anthony Butts, NT, Mississippi State. 11, Richard Shelton, CB, Liberty University. 12, John Jarvis, WR, Howard.

1989 Supplemental Draft—1, Bobby Humphrey, RB, Alabama.

1990—2, Alton Montgomery, DB, Houston. 4, Jeroy Robinson, LB, Texas A&M. 5a, Jeff Davidson, G, Ohio State. 5b, Le-Lo Lang, DB, Washington. 6, Ronnie Haliburton, TE, Louisiana State. 7, Shannon Sharpe, WR, Savannah State. 8, Brad Leggett, C, Southern California. 9, Todd Ellis, QB, South Carolina. 10a, James Szymanski, DE, Michigan State. 10b, Anthony Thompson, LB, East Carolina.

1991—1, Mike Croel, LB, Nebraska. 2, Reggie Johnson, TE, Florida State. 3, Keith Traylor, LB, Central State (Okla.). 4, Derek Russell, WR, Arkansas. 5, Greg Lewis, RB, Washington. 6, Nick Subis, T/C, San Diego State. 8, Kenny Walker, DE, Nebraska. 9, Don Gibson, NT, Southern California. 10, Curtis Mayfield, WR, Oklahoma State. 11, Shawn Moore, QB, Virginia.

EQUALIZATION, EXPANSION DRAFTS

1976—Expansion Draft: Broncos lost OT Mike Current and DT Bubba Bridges to Tampa Bay and DB Steve Taylor to Seattle.

1968—Expansion Draft: Broncos lost RB Cookie Gilchrist, OG Pat Matson, LB Henry Sorrell, RB Mike Kellogg and DB Lonnie Wright to Cincinnati.

1966—Expansion Draft: Broncos lost LB Tom Erlandson, DE Ed Cooke, OG Tommy Nomina and DB John McGeever to Miami.

1962—AFL Equalization Draft: Broncos obtain OG John Denvir from San Diego, OE Jerry Richardson from San Diego, QB Richie Lucas from Buffalo, DT Ike Lassiter from Dallas and HB Charles Bolden from Houston.

PLAN B SIGNINGS

1991—CB Charles Dimry (Atlanta), G Crawford Ker (Dallas), RB Robert Perryman (Dallas).

1990—LB Ty Allert (Philadelphia), RB Lorenzo Hampton (Miami), WR Jason Johnson (Pittsburgh), TE David Little (Philadelphia), DE Mark Mraz (Raiders), CB Elliott Smith (San Diego), LB Rod Stephens (Seattle), TE Chris Verhulst (Houston), DE Robb White (Giants).

1989—T Paul Blair (Chicago), DE Alphonso Carreker (Green Bay), T Bill Contz (New Orleans), TE Doug Cosbie (Dallas), LB Scott Curtis (Philadelphia), RB Kerry Goode (Tampa Bay), CB Wymon Henderson (Minnesota), LB Blake Peterson (Washington), RB Reggie Ware (Raiders), CB Dennis Woodberry (Washington), WR Michael Young (Rams).

BRONCOS IN HALL OF FAME

The Denver Broncos are represented in the Pro Football Hall of Fame by four individuals, including a former player, two former coaches, and a former administrator.

Fred Gehrke, who was the Broncos' General Manager for four years (1977-1980) and a member of the team's staff for 16 years, was the first winner of the Hall of Fame's Pioneer award in 1972.

Gehrke, as a Los Angeles Rams' halfback in 1948, painted golden rams' horns on his team's helmets and thus started the trend toward today's colorful, uniquely-decorated helmets worn by all NFL teams.

Cornerback Willie Brown, inducted into the Hall of Fame in 1984, played for the Broncos from 1963-66 and was named All-American Football League in 1964, a season in which he intercepted nine passes, including a team-record four in one game (vs. New York, 11/15/64).

Stan Jones, whose 1991 induction honors a 12-year career with Chicago and Washington, gained All-Pro honors four times as an offensive guard and appeared in seven Pro Bowls. Jones coached Denver's defensive line for 18 years, from 1967-71 and 1976-88.

Doak Walker, who was the Broncos' receivers coach in 1966, was inducted into the Hall in 1986 on the basis of his brilliant six-year career (1950-55) with the Detroit Lions.

The Pro Football Hall of Fame is located in Canton, Ohio.

MAJOR TRADES

1991

Obtained RB Gaston Green and 4th-1991 (Russell) from Los Angeles Rams for T Gerald Perry and 12th-1991.

1990

Obtained DE David Galloway from Phoenix for 8th-1991.
Obtained T/C David Widell from Dallas for 7th-1991.
Obtained 8th-1991 from Phoenix for TE David Little.
Obtained 10th-1990 (Szymanski) from Los Angeles Raiders for 11th-1990.
Obtained 5th-1990 (Davidson) from New England for 4th-1991.

1989

Obtained DE Ron Holmes from Tampa Bay for 4th-1990.
Obtained DE Kevin Brooks and 4th-1990 from Dallas for 3rd-1990.
Obtained K David Treadwell from Phoenix in exchange for 12th-1990.
Obtained 1st-1989 (Atwater), 2nd-1989 (Powers), and a 5th-1989 (Carrington) from Cleveland for 1st-1989.

1988

Obtained FB Calvin Thomas from Chicago in exchange for undisclosed conditional draft choice.
Obtained NT Shawn Knight from New Orleans for NT Ted Gregory.
Obtained undisclosed future draft choice from Washington in exchange for RB/TE Bobby Micho.
Obtained C Mike Ruether from Phoenix in exchange for LB Ricky Hunley.
Obtained RB Tony Dorsett from Dallas in exchange for conditional 5th-1989.
Obtained rights to S Kip Corrington from Detroit in exchange for conditional undisclosed future draft choice.

1987

Obtained 10th-1988 (C. Williams) from Pittsburgh for LB Ken Woodard.
Obtained G Stefan Humphries from Chicago for P Bryan Wagner.
Obtained C/G Larry Lee from Miami for 8th-1988.

1986

Obtained 11th-1987 and undisclosed future draft choice from Los Angeles Rams in exchange for LB Steve Busick.
Obtained CB Mark Haynes from the New York Giants in exchange for 2nd-1986 and 6th-1986 (obtained from Tampa Bay), and 2nd-1987.

1985

Obtained TE Mike Barber from Los Angeles Rams in exchange for 12th-1986.
Obtained 2nd-1985 (V. Johnson) from Houston in exchange for 2nd-1985 (obtained from Tampa Bay) and 5th-1985.
Obtained 6th-1986 (Mobley) from Green Bay in exchange for QB Scott Brunner.

1984

Obtained 6th-1986 from Tampa Bay in exchange for DE Brison Manor.
Obtained rights to LB Ricky Hunley from Cincinnati for 1st and 3rd-1986, and 5th-1987.
Obtained WR Butch Johnson from Houston in exchange for 3rd-1985.
Obtained WR Dave Logan from Cleveland in exchange for 4th-1984.
Obtained QB Scott Brunner from New York Giants in exchange for 4th-1984.
Obtained 4th-1984 (Robbins) and conditional undisclosed future draft choice (2nd-1985) from Tampa Bay in exchange for QB Steve DeBerg.
Obtained TE Eason Ramson from San Francisco in exchange for 5th-1984.
Obtained LB Stan Blinks from New York Jets in exchange for 6th-1985.

1983

Obtained 5th-1985 (Hinson) from Miami in exchange for LB Larry Evans.
Obtained 8th-1984 (Hood) from Green Bay in exchange for DE Greg Boyd.
Obtained rights to QB John Elway from Baltimore for 1st-1983 (Chris Hinton), 1st-1984, and QB Mark Herrmann.

MAJOR TRADES (Continued)

1982

Obtained 4th-1984 from New Orleans in exchange for T Kelvin Clark.
Obtained S J. T. Thomas from Pittsburgh in exchange for 8th-1983.
Obtained linebacker Robert L. Jackson from Cleveland for 6th-1982.
Obtained 4th-1982 (Plater) from Buffalo Bills in exchange for switching positions in first round of 1982 draft.

1981

Obtained QB Steve DeBerg from San Francisco for 4th-1983.
Obtained WR Wade Manning from Buffalo for 8th-1982.
Obtained future undisclosed draft choice from New Orleans for LB Rob Nairne.
Obtained RB Tony Reed from Kansas City for 3rd-1981 and 4th-1982.

1980

Obtained WR Emery Moorehead from New York Giants for 8th-1981.
Obtained RB Don Hardeman from Baltimore for 12th-1980.
Obtained CB Perry Smith from St. Louis for 8th-1980 and 10th-1981.
Obtained RB Lawrence McCutcheon from Los Angeles for 3rd-1982.
Obtained QB Matt Robinson from New York Jets for 1st-1980, 2nd-1980, and QB Craig Penrose.

1979

Obtained 8th-1980 (Coleman) from Baltimore for P Bucky Dilts.
Obtained 2nd-1980 (Jones) and 5th-1980 (Short) and 3rd-1981 (traded to Kansas City) for DE Lyle Alzado.

1978

Obtained OT Tom Neville from New England for 10th-1979.
Obtained DB Charlie West and 6th-1979 (McIntyre) for TE Bill Gay.
Obtained future undisclosed draft choice from Detroit for center Mike Montler.

1977

Obtained RB Jim Jensen from Dallas for 6th-1979.
Obtained OT Andy Maurer from San Francisco for 9th-1978.
Obtained C Mike Montler from Buffalo for 2nd-1979.
Obtained DB Bernard Jackson from Cincinnati for 3rd-1978 and 7th-1978.
Obtained QB Craig Morton from the New York Giants for QB Steve Ramsey and 5th-1978.

1976

Obtained LB Godwin Turk from New York Jets for 5th-1977.
Obtained OT Bill Bain from Green Bay for 3rd-1977.
Obtained 9th-1976 (Likso) from St. Louis for DB Jeff Severson.

1975

Obtained DB Jeff Severson from Houston for 7th-1976.
Obtained past considerations from Kansas City for TE Billy Masters.
Obtained C Phil Olsen from Los Angeles for WR Otto Stowe and 3rd-1976 and 6th-1977.
Obtained DB Clarence Ellis from Atlanta for DB Charles Greer, WR Jerry Simmons and 6th-1976.
Obtained DT Greg Marx and 5th-1975 (Rogers) from Atlanta for OG Larron Jackson.

1974

Obtained 4th-1975 (Taylor) from Kansas City for LB Tom Graham.
Obtained 10th-1975 (Englehardt) from Kansas City for OT Tom Drougas.
Obtained 3rd-1975 (Franckowiak) from New York Giants for RB Joe Dawkins.
Obtained RB Jon Keyworth from Washington for 6th-1975 and 11th-1975.
Obtained DB John Rowser from Pittsburgh for 6th-1974 and 9th-1974.

1973

Obtained LB Ray May from Baltimore for 3rd-1974 and 8th-1974.
Obtained DB Dale Hackbart from St. Louis for 10th-1974.
Obtained LB Bill Laskey from Baltimore for 7th-1974.
Obtained WR Gene Washington from Minnesota for WR Rod Sherman and 5th-1974.

MAJOR TRADES (Continued)

1972

Obtained 3rd-1974 (Minor) and 6th-1974 (traded to Pittsburgh) from Cleveland for QB Don Horn.
Obtained WR Haven Moses from Buffalo for WR Dwight Harrison.
Obtained 3rd-1973 (Howard) from Cleveland for DE Rich Jackson.
Obtained C Bobby Maples from Pittsburgh for 6th-1973.
Obtained OT Rick Sharp from Pittsburgh for 8th-1973.
Obtained DE-OT Lloyd Voss from Pittsburgh for 5th-1973.
Obtained QB Charley Johnson from Houston for 3rd-1973.
Obtained RB Eddie Ray and 3rd-1973 (Wood) from San Diego for DT Dave Costa.
Obtained 7th-1973 (Grant) from Baltimore for TE John Mosier.
Obtained LB Al Andrews from Buffalo for LB Dave Washington.
Obtained 5th-1973 (traded to Pittsburgh) from New Orleans for LB John Huard.

1971

Obtained RB Joe Dawkins from Houston for RB Dickie Post.
Obtained OG Larron Jackson and 5th-1972 from Houston for DB Cleophus Johnson.
Obtained LB Olen Underwood from Houston for OG Bob Young.
Obtained 5th-1972 (Krieg) from Philadelphia for QB Pete Liske.
Obtained RB Dickie Post from San Diego for 2nd-1972.
Obtained QB Steve Ramsey from New Orleans for 4th-1972.
Obtained OT Roger Shoals from Detroit for LB Carl Cunningham.
Obtained QB John Stofa from Miami for 7th-1972.
Obtained DB Butch Byrd from Buffalo for 5th-1972.
Obtained DB Leroy Mitchell from Houston for DB John Charles.
Obtained DB John Charles and 4th-1972 (Graham from Minnesota for WR Al Denson).
Obtained QB Don Horn from Green Bay for DE Alden Roche and exchange of first round positions in 1972 draft.
Obtained K Jim Turner from New York Jets for K Bobby Howfield.

1970

Obtained DB Cornell Gordon from New York Jets for DB Gus Hollomon.
Obtained TE Jim Whalen from Boston for TE Tom Beer.
Obtained DB Paul Martha from Pittsburgh for C Walter Highsmith and OT Wallace Dickey.
Obtained RB Booker Edgerson from Buffalo for 5th-1972.
Obtained FB Willis Crenshaw from St. Louis for 3rd-1971.
Obtained TE Billy Masters from Buffalo for 5th-1971.
Obtained 8th-1971 (Beard) from Houston for RB Tom Smiley.
Obtained 4th-1971 (Alzado) from Boston for K Charlie Gogolak.

1969

Obtained RB Tom Smiley from Cincinnati for WR Eric Crabtree.
Obtained OT Walt Barnes from Kansas City for 8th-1970.

1968

Obtained a future draft choice from the New York Jets for DB Nemiah Wilson, later cancelled when Wilson was cut by the Jets.
Obtained 4th-1969 (Schnitker) from Kansas City for DT Curley Culp.
Obtained 3rd-1968 (Vaughan) from Kansas City for DB Goldie Sellers.
Obtained 4th-1968 from Kansas City for RB Wendell Hayes.
Obtained 6th-1969 (Williams) from Buffalo for RB Charlie Mitchell.

1967

Obtained QB Steve Tensi for 1st-1968 and 1st-1969.
Obtained OG Dick Tyson, LB Ray Scmautz, DE Rich Jackson from Oakland for WR Lionel Taylor and C Jerry Sturm.
Obtained RB Cookie Gilchrist, QB George Wilson, OG Ernie Park, and DE Earl Faison from Miami for DE Dan LaRose, LB Jerry Hopkins RB Abner Haynes, and 6th-1968.
Obtained WR Bill Cronin from Miami for DT Ray Jacobs.
Obtained DT Dave Costa from Buffalo for 4th-1968.
Obtained DT Rex Mirich and draft choice from Oakland for DB Willie Brown and QB Mickey Slaughter.

MAJOR TRADES (Continued)

1966

Obtained 3rd-1967 (Current) and 5th-1967 (Lynch) from Miami for RB Cookie Gilchrist.
Obtained LB Archie Matsos from Oakland for RB Hewritt Dixon.

1965

Obtained RB Cookie Gilchrist from Buffalo for RB Billy Joe.
Obtained RB Abner Haynes from Kansas City for LB Jim Fraser.

1964

Obtained DT Stan Fanning and draft choice from Oakland for RB Gene Mingo.
Obtained QB Jacky Lee for two years use from Houston for 1st-1965 and DT Bud McFadin.
Obtained LB Marv Matuszak and DB Billy Atkins from Buffalo for C Walt Cudzik.
Obtained DT-K Dick Guesman, DE Ed Cooke, DT Charlie Janerette, OG Sid Fournet and LB Jim Price from New York Jets for DB Bob Zeman, LB Wahoo McDaniel, WR Gene Prebola and DT Gordy Holz.

1962

Obtained RB Bo Dickinson from Dallas for OB Carl Larpenner.
Obtained HB Bob Scarpitto, DB Bob Zeman and OE Luther Hayes from San Diego for cash.

1960

Obtained DB Goose Gonsoulin from Dallas for FB Jack Spikes.



ALL-TIME ROSTER

Bob Adams	TE	Pacific	1975
Kenneth M. Adamson	G	Notre Dame	1960-62
Steve Alexakos	G	San Jose State	1970
Jeff Alexander	RB	Southern	1989
Ray Alexander	WR	Florida A&M	1984
Ted Alfien	RB	Springfield College	1969
Elihu (Buddy) Allen	HB	Utah State	1961
Donald R. Allen	FB	Texas	1960
Ty Allert	LB	Texas	1990
Henry Allison	T	San Diego State	1977
Vaughn S. (Buddy) Alliston	LB	Mississippi	1960
Lyle Alzado	DE	Yankton College	1971-78
David R. Ames	HB	Richmond	1961
Robert Anderson	HB	Colorado	1970-73
Mitch Andrews	TE	Louisiana State	1987
Lou Andrus	LB	Brigham Young	1967
Otis Armstrong	RB	Purdue	1973-80
LeFrancis Arnold	G-C	Oregon	1974
Mike Askea	T	Stanford	1973
Billy Atkins	DB	Auburn	1964
Frank Atkinson	DE	Stanford	1964
George Atkinson	S	Morris Brown	1979
Steve Atwater	S	Arkansas	1989-90
John Ayers	G	W. Texas State	1987
Jay Bachman	C	Cincinnati	1968-71
Bill Bain	T	So. California	1976, 1978
Jerry Baker	T	Tulane	1983
Mike Barber	TE	Louisiana Tech	1985
Ernie Barnes	G	No. Carolina Col.	1963-64
Walter Barnes	DE	Nebraska	1969-71
Dean Barnett	TE	Nevada (L.V.)	1983
Odell Barry	HB	Findlay	1964-65
James Barton	C	Marshall	1961-62
Rick Baska	LB	UCLA	1976-77
Norman Bass	DB	Pacific	1964
Scott Beavers	G	Georgia Tech	1990
Tom Beer	TE	Houston	1967-69
Dave Behrman	C	Michigan State	1967
Kevin Belcher	T	Wisconsin	1987
Henry Bell	HB	No college	1960
Ken Bell	RB-WR	Boston College	1986-89
Frank Bernardi	DB	Colorado	1960
Lee Bernet	T	Wisconsin	1965-66
Keith Bishop	C-G	Baylor	1980, 1982-89
Tony Boddie	RB	Montana State	1986-87
Gordon Bowdell	WR	Michigan State	1971
Walt Bowyer	DE	Arizona St.	1983-84, 1987-88
Greg Boyd	DE	San Diego State	1980-82
Greg Bracelin	LB	California	1980
Phil Brady	S	Brigham Young	1969
John Bramlett	LB	Memphis State	1965-66
Melvin Bratton	RB	Miami (Fla.)	1989-90
Tyrone Braxton	DB	No. Dakota State	1987-90
Don Breaux	QB	McNeese State	1963
Bob Breitenstein	T	Tulsa	1965-67
Chris Brewer	RB	Arizona	1984
Marlin Briscoe	QB	Omaha	1968
John W. (Red) Brodnax	FB	Louisiana State	1960
Michael Brooks	LB	Louisiana State	1987-90
Boyd Brown	TE	Alcorn A&M	1974-76
Clay Brown	TE	Brigham Young	1983
Hardy Brown	LB	Tulsa	1960
Ken Brown	C	New Mexico	1979
Laron Brown	WR	Texas	1987
Willie Brown	DB	Grambling	1963-66
Sam Brunelli	G	Colorado St. Col.	1966-71
Larry Brunson	WR	Colorado	1980
Bill Bryan	C	Duke	1977-88
Steve Bryan	DE-LB	Oklahoma	1987-88
Tom Buckman	TE	Texas A&M	1969
Fred Bukaty	FB	Kansas	1961
Bobby Burnett	RB	Arkansas	1969
George Burrell	S	Pennsylvania	1969
Steve Busick	LB	Southern California	1981-85
Gerry Busell	DB	Georgia Tech	1965
Bill Butler	LB	San Fernando Valley	1970
George (Butch) Byrd	DB	Boston University	1971

Scott Caldwell	RB	Texas-Arlington	1987
Carter Campbell	DE	Weber State	1971
Larry Canada	FB	Wisconsin	1978-79, 1981
Albert R. Carmichael	HB	So. California	1960-61
Paul Carmichael	HB	El Camino JC	1965
Don Carothers	E	Bradley	1960
Kenneth L. Carpenter	E	Oregon State	1960
Alphonso Carreker	DE	Florida State	1989
Darren Carrington	CB	Northern Arizona	1989
Rubin Carter	DT	Miami (Fla.)	1975-86
Tim Casey	LB	Oregon	1969
John E. Cash	E	Allen	1961-62
Tom Cassese	DB	C. W. Post	1967
Jeremiah Castille	CB	Alabama	1987-88
Grady Cavness	CB	Texas-El Paso	1969
Barney Chavous	DE	So. Carolina State	1973-85
Max Choboian	QB	San Fernando State	1966
Tom Cichowski	T	Maryland	1968-69
Ralph Cindrich	LB	Pittsburgh	1974
Brian Clark	T	Clemson	1982
Kevin Clark	DB	San Jose State	1987-88, 1990
Kelvin Clark	T	Nebraska	1979-81
Mike Clendenen	K	Houston	1987
Don Coffey	E	Memphis State	1963
Steve Coleman	DE	Delaware State	1974
Tony Colorito	NT	Southern California	1986
Darren Comeaux	LB	Arizona State	1982-86
Ed Cooke	DE	Maryland	1964-65
Mark Cooper	G/T	Miami (Fla.)	1983-87
Kip Corrington	S	Texas A&M	1989-90
Dave Costa	DT	Utah	1967-71
Bill Cottrell	G	Delaware Valley	1972
Larry Cox	DT	Abilene Christian	1966-68
Eric Crabtree	FL	Pittsburgh	1966-68
Gary Crane	LB	Arkansas State	1969
Willis Crenshaw	FB	Kansas State	1970
Ken Critter	LB	Wisconsin	1969-74
Ed Cummings	LB	Stanford	1965
Carl Cunningham	LB	Houston	1967-70
Mike Current	T	Ohio State	1967-75
Scott Curtis	LB	New Hampshire	1989-90
Eldon V. Danenhauer	T	Pittsburg (Kan.)	1960-65
William A. Danenhauer	E	Emporia College	1960
Jeff Davidson	G	Ohio State	1990
Dick Davis	RB	Nebraska	1970
Jack T. Davis	T	Arizona	1960
Marvin Davis	DT	Wichita State	1966
Joe Dawkins	RB	Wisconsin	1971-73
Albert E. Day	T	Eastern Michigan	1960
Steve DeBerg	QB	San Jose State	1981-83
Rick Dennison	LB	Colorado State	1982-90
Al Denson	FL	Florida A&M	1964-70
John Denvir	G	Colorado	1962
Wallace Dickey	T	S.W. Texas State	1968-69
Richard L. (Bo) Dickinson	FB	So. Mississippi	1962-63
Doug (Bucky) Dilts	P	Georgia	1977-78
Hewritt Dixon	FB-TE	Florida A&M	1963-65
Zachary Dixon	RB	Temple	1979
Joe DiVito	QB	Boston College	1968
Kirk Dodge	LB	Nevada-Las Vegas	1987
Jack Dolbin	WR	Wake Forest	1975-79
Tom Domres	DT	Wisconsin	1971-72
Tony Dorsett	RB	Pittsburgh	1988
Richard A. (Skip) Doyle	HB	Ohio State	1960
Tom Drogas	T	Oregon	1974
Joe Dudek	RB	Plymouth State	1987
Rick Duncan	K	Eastern Montana	1967
Myron Dupree	CB	N.C. Central	1983
Pete Duranko	DE	Notre Dame	1967-70, 72-74
Booker Edgersen	CB	Western Illinois	1970
Ron Egloff	TE	Wisconsin	1977-83
Jim Elfrid	LB	Colorado State	1961
John Elway	QB	Stanford	1983-90
John Embree	WR	Compton JC	1969-70
George Hunter Enis	QB	Texas Christian	1962
John P. Epperson	E	Adams State	1960
Thomas D. Erlandson	LB	Washington State	1962-65
Mike Ernst	QB	Cal-Fullerton	1972

Terry Erwin	HB	Boston College	1968
Jay Dale Evans	HB	Kansas City	1961
Larry Evans	LB	Mississippi College	1976-82
Blake Ezor	RB	Michigan State	1990
Stan Fanning	DE	Idaho	1964
Miller Farr	DB	Wichita State	1965
Steve Fitzhugh	DB	Miami (Ohio)	1987
Billy Ray Fletcher	E	Memphis State	1966
Simon Fletcher	LB-DE	Houston	1985-90
Steve Foley	DB	Tulane	1976-86
Garrett Ford	FB	West Virginia	1968
Fred Forsberg	LB	Washington	1968, 70-73
Jason Franci	E	Santa Barbara	1966
Mike Franczowski	RB	Central Michigan	1975-76
James G. Fraser	LB-P	Wisconsin	1962-64
Al Frazier	HB	Florida A&M	1961-63
Mike Freeman	G	Arizona	1984, 1986-87
Dennis Furjanic	DE	Houston	1967
George Gaiser	T	Southern Methodist	1968
Bob Gaiters	HB	New Mexico State	1963
David Galloway	DE	Florida	1990
Scott Garnett	NT	Washington	1984
Drake Garrett	DB	Michigan State	1968-70
Charles E. Gavin	DE	Tennessee State	1960-63
Bob Geddes	LB	UCLA	1972
Jack Gehrke	WR	Utah	1971
Ralph Giacommaro	P	Penn State	1987
Freddie Gilbert	DE	Georgia	1986-88
Cookie Gilchrist	FB	No college	1965, 1967
Scotty Glacken	QB	Duke	1966-67
Glenn Glass	DB	Tennessee	1966
Tom Glassic	G	Virginia	1976-83
George Goeddeke	G	Notre Dame	1967-72
Austin (Goose) Gonsoulin	DB	Baylor	1960-66
John Gonzaga	G	No college	1966
Brian Goodman	G	UCLA	1975
Harvey Goodman	G	Colorado	1976
Cornell Gorden	CB	No. Carolina A&T	1970-72
Sam Graddy	WR	Tennessee	1987-88
Randy Gradishar	LB	Ohio State	1974-83
Tom Graham	LB	Oregon	1972-74
John Grant	DT-DE	So. California	1973-79
Marsharne Graves	T	Arizona	1984
Paul Green	TE	Southern California	1989
Charles Greer	DB	Colorado	1968-74
James D. Greer	E	Elizabeth City State	1960
John Griffin	HB	Memphis State	1964-66
Bill Groman	HB-E	Heidelberg	1963
Dick Guesman	T-K	West Virginia	1964
Kevin Guidry	CB	Louisiana State	1988
Donald Gulseth	LB	North Dakota	1966
Melwood N. (Buzz) Guy	G	Duke	1961-62
Dale Hackbart	S	Wisconsin	1973
Joey Hackett	TE	Elon College	1986
Mike Haffner	E	UCLA	1968-70
Steve Haggerty	DB	Colorado	1975
Ronnie Haliburton	LB	Louisiana State	1990
Darrell Hamilton	T	North Carolina	1989-90
Wayne Hammond	DT	Montana State	1976
Billy Hardee	DB	Virginia Tech	1976
Mike Harden	CB/S	Michigan	1980-88
Archie Harris	OL	William and Mary	1987
Tony Harris	WR	Toledo	1972
Dwight Harrison	WR	Texas A&I	1971-72
Maurice Harvey	DB	Ball State	1978, 1980
Johnny Ray Hatley	T	Sul Ross State	1960
Arthur A. Hauser	T	Xavier	1961
Wendell Hayes	HB	Humboldt State	1965-67
Abner Haynes	HB	North Texas State	1965-66
Mark Haynes	CB	Colorado	1986-89
Alfred Haywood	RB	Bethune-Cookman	1975
Wymon Henderson	CB	Nevada-Las Vegas	1989-90
Jerry Hendren	WR	Idaho	1970
Brad Henke	DE-NT	Arizona	1989
Gary Henson	E	Colorado	1964
Lonnie Hepburn	CB	Texas Southern	1974
George W. Herring	QB-P	So. Mississippi	1960-61

Mark Herrmann	QB	Purdue	1981-82
Bo Hickey	FB	Maryland	1967
Walter Highsmith	C	Florida A&M	1968-69
Jack Hill	HB	Utah State	1961
George Hoey	DB	Michigan	1975
John Hoffman	DE	Hawaii	1972
John Hohman	G	Wisconsin	1965-66
Gus Holloman	DB	Houston	1968-69
Shawn Hollingsworth	T	Angelo St.	1983
Ron Holmes	DE	Washington	1989-90
Gordon Holz	DT	Minnesota	1960-63
Winford Hood	G/T	Georgia	1984-88
Jerry Hopkins	LB	Texas A&M	1963-66
Mike Horan	P	Long Beach State	1986-90
Don Horn	QB	San Diego State	1971-72
Paul Howard	G	Brigham Young	1973-75, 1977-86
Bobby Howfield	K	No college	1968-70
John Huard	LB	Maine	1967-69
Robert Hudson	LB	Clemson	1960-61
John Hufnagel	QB	Penn State	1974-75
Bobby Humphrey	RB	Alabama	1989-90
Bob Humphreys	K	Wichita State	1967-68
Stefan Humphries	G	Michigan	1987-88
Ricky Hunley	LB	Arizona	1984-87
Daniel Hunter	CB	Henderson State	1985-86
Glenn Hyde	G-T	Pittsburgh	1976-81, 1984-85
Martin Imhof	DE	San Diego State	1976
Jerry Inman	DT	Oregon	1966-71, 73
Bernard Jackson	DB	Washington State	1977-80
Larron Jackson	G	Missouri	1971-74
Mark Jackson	WR	Purdue	1986-90
Richard Jackson	DE	Southern	1967-72
Roger Jackson	DB	Bethune-Cookman	1982-85, 1987
Tom Jackson	LB	Louisville	1973-86
Frank Jackunas	C	Detroit	1963
Ray Jacobs	DT	Howard Payne	1963-66
Charlie Janerette	DT	Penn State	1964-65
Tom Janik	DB-P	Texas A&I	1963-64
Pete Jaquess	DB	E. New Mexico	1967-70
Jim Jensen	RB	Iowa	1977, 1979-80
William Jessup	E	Southern California	1960
Eugene Jeter	LB	Arkansas AM&N	1965-67
William (Billy) Joe	FB	Villanova	1963-64
Butch Johnson	WR	Cal-Riverside	1984-85
Charley Johnson	QB	New Mexico State	1972-75
Earl Johnson	DB	South Carolina	1987
Jason Johnson	WR	Illinois State	1988
Vance Johnson	WR	Arizona	1985-90
Tim Joiner	LB	Louisiana State	1987
Calvin Jones	CB	Washington	1973-76
David Jones	OL	Texas	1987
Daryll Jones	DB	Georgia	1987
Henry Jones	RB	Grambling	1969
Jimmy Jones	WR	Wisconsin	1968
Leonard Jones	DB	Texas State	1987
Rulon Jones	DE	Utah State	1980-88
Larry Jordan	E-LB	Youngstown	1962-64
Donald G. Joyce	E	Tulane	1962
Jim Juriga	T-G	Illinois	1988-90
Larry Kaminski	C	Purdue	1966-73
Bob Kampa	DT	California	1974
Ken Karcher	QB	Tulane	1987-88
Rich Karlis	K	Cincinnati	1982-88
Keith Kartz	C-T	California	1987-90
Clarence Kay	TE	Georgia	1984-90
Bill Keating	DT	Michigan	1966-67
Mike Kellogg	FB	Santa Clara	1966-67
Pat Kelly	TE	Syracuse	1988-89
Jon Keyworth	RB	Colorado	1974-80
Jim Klick	RB	Wyoming	1976-77
Donald W. King	E	Kentucky	1960
Vince Kinney	WR	Maryland	1978-79
Bruce Klostermann	LB	So. Dakota State	1987-89
Jeff Knapple	QB	Northern Colorado	1980
Shawn Knight	NT	Brigham Young	1988
Mike Knox	LB	Nebraska	1987

Robert E. Konovsky	E	Wisconsin	1961
Greg Kragen	NT	Utah State	1985-90
Jim Krieg	WR	Washington	1972
Gary Kroner	K	Wisconsin	1965-67
Ray Kubala	C	Texas A&M	1964-67
Gary Kubiak	QB	Texas A&M	1983-90
Frank W. Kuchta	C	Notre Dame	1960
Aaron Kyle	DB	Wyoming	1980-82
Ron Lamb	FB	South Carolina	1968
Gordon Lambert	LB	Tennessee-Martin	1968-69
Patsy C. Lamberti, Jr.	LB	Richmond	1961
Gene Lang	RB	Louisiana State	1984-87
Le-Lo Lang	CB	Washington	1990
Ken Lanier	T	Florida State	1981-90
Dan LaRose	DE	Missouri	1966
Carl James Larpenter	G	Texas	1960-61
Bill Larson	TE	Colorado State	1980
Bill Laskey	LB	Michigan	1973-74
Isaac T. Lassiter	E	St. Augustine	1962-64
Kit Lathrop	DE	Arizona State	1979
Don Latimer	DT	Miami (Fla.)	1978-83
Jim Leclair	QB	C. W. Post	1967-68
Roger LeClerc	C	Trinity (Conn.)	1967
Jacky Lee	QB	Cincinnati	1964-65
Larry Lee	C/G	UCLA	1987
Max Leetzow	DE	Idaho	1965-66
Mike Lemon	LB	Kansas	1975
Jack Lentz	S	Holy Cross	1967-68
Darrell Lester	FB	McNeese State	1965-66
Herman Lewis	DE	Virginia Union	1968
Tony Lilly	S	Florida	1984-87
Hub Lindsey	HB	Wyoming	1968
Pete Liske	QB	Penn State	1969-70
Floyd Little	HB	Syracuse	1967-75
Bill Lobenstein	DL	Wisconsin-Whitewater	1987
Kerry Locklin	TE	New Mexico State	1987
Dave Logan	WR	Colorado	1984
Tim Lucas	LB	California	1987-90
Tommy Luke	LB	Mississippi	1968
Fran Lynch	HB	Hofstra	1967-75
Tom Lyons	G	Georgia	1971-76
Rob Lytle	TE/RB	Michigan	1977-83
Dan MacDonald	LB	Idaho State	1987
Ernest G. (Pete) Mangum	LB	Mississippi	1960
Wade Manning	WR	Ohio State	1981-82
Brisen Manor	DE	Arkansas	1977-84
Bobby Maples	C	Baylor	1972-78
Charles E. Marshall	HB	Oregon State	1962
Warren Marshall	RB	James Madison	1987
Paul Martha	S	Pittsburgh	1970
Rick Massie	WR	Kentucky	1987-88
Billy Masters	TE	Louisiana State	1970-74
Pat Matson	G	Oregon	1966-67
Archie Matsos	LB	Michigan State	1966
Jack Mattox	T	Fresno State	1961-62
Marv Matuszak	LB	Tulsa	1964
Andy Maurer	T	Oregon	1977
Dean May	QB	Louisville	1987
Ray May	LB	So. California	1973-75
Brendan McCarthy	FB	Boston College	1968-69
John McCormick	QB	Massachusetts	1963, 65-66, 68
Jake McCullough	DE	Clemson	1989-90
Robert V. McCullough	G	Colorado	1962-65
Lawrence McCutcheon	RB	Colorado State	1980
Ed (Wahoo) McDaniel	LB	Oklahoma	1961-63
Orlando McDaniel	WR	Louisiana State	1982
Lewis B. (Bud) McFadin	DT	Texas	1960-63
John McGeever	DB	Auburn	1962-65
Keli McGregor	TE	Colorado State	1985
Monte McGuire	QB	Texas Tech	1987
Bill McKoy	LB	Purdue	1970-72
Ron McLean	DL	Cal-State-Fullerton	1987
James R. McMillin	DB	Colorado State	1960-62, 1964-65
Robert McNamara	HB	Minnesota	1960-61
Karl Mecklenburg	LB/DE	Minnesota	1983-90
Mark Merrill	LB	Minnesota	1981-82

Bobby Micho	RB/TE	Texas	1986-87
Jeff Mills	LB	Nebraska	1990
Eugene Mingo	HB-K	No college	1960-64
Claudie Minor	T	San Diego State	1974-82
Tommy Earl Minter	HB	Baylor	1962
Dean Miraldi	T	Utah	1985
Rex Mirich	DE	Northern Arizona	1967-69
Alvin Mitchell	S-WR	Morgan State	1970
Charlie Mitchell	HB	Washington	1963-67
Leroy Mitchell	CB	Texas Southern	1971-73
Orson Mobley	TE	Salem College (W.V.)	1986-90
Alton Montgomery	S/CB	Houston	1990
Marv Montgomery	T	So. California	1971-76
Randy Montgomery	CB	Weber State	1971-73
Mike Montler	C	Colorado	1977
Alex Moore	HB	Norfolk State	1968
Bob Moore	TE	Stanford	1978
Leroy Moore	DE	Fort Valley (Ga.)	1964-65
Randy Moore	DT	Arizona State	1976
Emery Moorehead	WR-RB	Colorado	1980
Craig Morton	QB	California	1977-82
Haven Moses	WR	San Diego State	1972-81
John Mosier	TE	Kansas	1971
Bobby Moten	TE	Bishop College	1968
Marc Munford	LB	Nebraska	1987-90
Wilbur Myers	S	Delta State	1983
Jesse Myles	RB	Louisiana State	1983-84
Chip Myrtle	LB	Maryland	1967-72
Rob Nairne	LB	Oregon State	1977-80
Ricky Nattiel	WR	Florida	1987-90
Ron Nery	E	Wisconsin	1963
Tom Neville	T	Mississippi State	1978
Lee (Mike) Nichols	C	Arkansas A&M	1960-61
John Nocera	LB	Iowa	1963
Tom Nomina	T	Miami (Ohio)	1963-65
Ben Norman	RB	Colorado State	1980
Chris Norman	P	So. Carolina	1984-86
Philip H. Nugent	HB	Tulane	1961
Tom Oberg	S	Portland State	1968-69
Riley Odoms	TE	Houston	1972-83
Phil Olsen	C	Utah State	1975-76
Harold Olson	T	Clemson	1963-64
John Olszewski	FB	California	1962
Jim O'Malley	LB	Notre Dame	1973-75
Chris Pane	DB	Chico State	1976-79
Don Parish	LB	Stanford	1972
Ernie Park	G	McMurry State	1967
Charlie Parker	G	So. Mississippi	1965
Rick Parros	RB	Utah State	1981-84
Al Pastrana	QB	Maryland	1969-70
Russell Payne	TE	Appalachian State	1987
Jack Peavey	OL	Troy State	1987
Craig Penrose	QB	San Diego State	1976-79
James W. Perkins	T	Colorado	1962-64
Lonnie Perrin	RB	Illinois	1976-78
Gerald Perry	G-T	Southern University	1988-90
Anton Peters	T	Florida	1963
Lyle Pickens	DB	Colorado	1987
John Pitts	S	Arizona State	1973-75
Dave Pivec	TE	Notre Dame	1969
Bruce Plummer	DB	Mississippi State	1987-88, 1990
Bobby Ply	DB	Baylor	1967
Randy Polt	DB	Stanford	1975-77
Nathan Poole	RB	Louisville	1982-83, 1985, 1987
Kerry Porter	RB	Washington State	1990
Dickie Post	RB	Houston	1971
Warren Powers	DE	Maryland	1989-90
Eugene Prebola	E	Boston University	1961-63
Steve Preece	S	Oregon State	1972
Dave Preston	HB	Bowling Green	1978-83
Luke Prestridge	P	Baylor	1979-83
James Price	LB	Auburn	1964
Errol Prisy	DB	Cincinnati	1967
John J. Pyeatt	HB	No college	1960
Frank Quayle	RB	Virginia	1969
Bruce Radford	DE	Grambling	1979
Steve Ramsey	QB	North Texas State	1971-76

Leo T. Reed	T	Colorado State	1961
Tony Reed	RB	Colorado	1981
Dan Remsburg	T	Abilene Christian	1986-87
Randy Rich	DB	New Mexico	1977
Bob Richardson	DB	UCLA	1966
Frank Richter	LB	Georgia	1967-69
Larry Riley	DB	Salem College (W.V.)	1977
Joe Rizzo	LB	Merchant Marines	1974-80
Randy Robbins	DB	Arizona	1984-90
Jeroy Robinson	LB	Texas A&M	1990
Matt Robinson	QB	Georgia	1980
Alden Roche	DE	Southern University	1970
William E. Roehnel	LB	Bradley	1961-62
Stan Rogers	T	Maryland	1975
David S. Rolle	FB	Oklahoma	1960-61
Albert Romine	HB	Florence State	1960
Oliver Ross	RB	Alabama A&M	1973-75
Tobin Rote	QB	Rice	1966
Justin D. Rowland	HB	Texas Christian	1962
John Rowser	DB	Michigan	1974-76
Martin Rudolph	DB	Arizona	1987
Mike Ruether	C	Texas	1988-89
Darryl Russell	DB	Appalachian State	1987
Jim Ryan	LB	William and Mary	1979-88
Tom Rychlec	E	American International	1963
George Saimes	S	Michigan State	1970-72
Clint Sampson	WR	San Diego State	1983-86
John Sawyer	TE	So. Mississippi	1983-84
Ron Sbranti	LB	Utah State	1966
Robert Scarpito	WR-P	Notre Dame	1962-67
Carl Schaukowitz	G	Penn State	1975
Steve Schindler	G	Boston College	1977-78
Mike Schnitker	G	Colorado	1969-74
John Schultz	WR	Maryland	1976-78
Lew Scott	DB	Oregon State	1966
James H. Sears	HB	So. California	1960-61
Goldie Sellers	DB	Grambling	1966-67
Jeff Severson	DB	Long Beach State	1975
Steve Sewell	RB-WR	Oklahoma	1985-90
Don Shackelford	G	Pacific	1964
Rick Sharp	T	Washington	1972
Shannon Sharpe	WR	Savannah State	1990
George H. Shaw	QB	Oregon	1962
Richard Shelton	CB	Liberty	1989
Rod Sherman	WR	Southern California	1972
Roger T. Shoals	T	Maryland	1971
Laval Short	DT	Colorado	1980
Jerry Simmons	WR	Bethune-Cookman	1971-74
Leon Simmons	LB	Grambling	1963
Mike Simone	LB	Stanford	1972-74
Jack M. Simpson	LB	Mississippi	1961
John Sklopan	HB	So. Mississippi	1963
Milton (Mickey) Slaughter	QB	Louisiana Tech	1963-66
Tom Smiley	RB	Lamar Tech	1969
Aaron Smith	LB	Utah State	1984
Art Smith	LB	Hawaii	1980
Daniel Eugene Smith	HB	Northeast Oklahoma	1961
Dennis Smith	S	Southern California	1981-90
Don Smith	G	Florida A&M	1967
Ed Smith	DE	Colorado College	1973-75
Elliott Smith	CB	Alcorn A&M	1990
Harold Smith	T	UCLA	1960
Hugh B. Smith	E	Kansas	1962
James Smith	S	Utah State	1969
Matt Smith	LB	West Virginia	1987
Monte Smith	G	North Dakota	1989
Paul Smith	DT-DE	New Mexico	1968-78
Perry Smith	DB	Colorado State	1980-81
Willie Smith	G	Michigan	1960
Matt Snorton	TE	Michigan State	1964
Roland Solomon	CB	Utah	1981
Henry Sorrell	LB	Chattanooga	1967
Rich Stachowski	DE/NT	California	1983
Jerry N. Stalcup	LB	Wisconsin	1961-62
Scott Stankavage	QB	North Carolina	1984, 1986
Bruce Starling	HB	Florida	1963
Larry Steele	P	Santa Rosa	1974
Fred Steinfert	K	Boston College	1979-81
James E. Stinnette	FB-LB	Oregon State	1961-62

Jesse Stokes	DB	Corpus Christi	1968
Don E. Stone	FB	Arkansas	1961-64
Otto Stowe	WR	Iowa State	1974
Robert J. Stransky	HB	Colorado	1960
David Strickland	T-G	Memphis State	1960
Dave Studdard	T	Texas	1979-88
Jerry G. Sturm	C-T-G	Illinois	1961-66
Don Summers	TE	Boise State	1984-85
Jim Summers	DB	Michigan State	1967
Shane Swanson	WR	Nebraska	1987
Neal Sweeney	FL	Tulsa	1967
Bob Swenson	LB	California	1975-79, 1981-83
Gene Sykes	DB	Louisiana State	1967
Jim Szymanski	DE	Michigan State	1990
George Tarasovic	DE	Louisiana State	1967
Jerry L. Tarr	E	Oregon	1962
Lionel T. Taylor	E	New Mexico Highlands	1960-66
Steve Tensi	QB	Florida State	1967-70
Jim Thibert	LB	Toledo	1965
Calvin Thomas	RB	Illinois	1988
Earlie Thomas	DB	Colorado State	1975
J. T. Thomas	S	Florida State	1982
Zach Thomas	WR/PR	S. California State	1983-84
Anthony Thompson	LB	East Carolina	1990
Arland Thompson	G	Baylor	1980
Bill Thompson	DB	Maryland State	1969-81
Jim Thompson	DT	Southern Illinois	1965
Robert Thompson	WR	Youngstown State	1987
Dave Tobey	LB	Oregon	1968
Andre Townsend	DE/NT	Mississippi	1984-90
Jerry Traynham	HB	Southern California	1961
David Treadwell	K	Clemson	1989-90
Steve Trimble	DB	Maryland	1981-83
Frank Tripucka	QB	Notre Dame	1960-63
Jeff Tupper	DL	Oklahoma	1987
Godwin Turk	LB	Southern Univ.	1976-78
Clem Turner	RB	Cincinnati	1970-72
Jim Turner	K	Utah State	1971-79
Maurice Tyler	S	Morgan State	1973-74
Richard Tyson	G	Tulsa	1967
Keith Uecker	T	Auburn	1982-83
Rick Upchurch	WR	Minnesota	1975-83
Olen Underwood	LB	Texas	1971
Bill Van Heusen	WR-P	Maryland	1968-76
Bob Vaughan	G	Mississippi	1968
Chris Verhulst	TE	Cal-State Chico	1990
Lloyd Voss	T	Nebraska	1972
Bob Wade	CB	Morgan State	1970
Clarence Walker	HB	Southern Illinois	1963
Dave Washington	LB	Alcorn A&M	1971
Dave Washington	E	Southern California	1968
Gene Washington	WR	Michigan State	1973
Steve Watson	WR	Temple	1979-87
Norris Weese	QB	Mississippi	1976-79
Theodore A. Wegert	FB	No college	1961
Jack Weil	P	Wyoming	1986
Bill West	CB	Tennessee State	1972
Charlie West	DB	UTEP	1978-79
Willie West	DB	Oregon	1964
Max Wettstein	E	Florida State	1966
Jim Whalen	TE	Boston College	1970-71
Andre White	TE	Florida A&M	1967
Jim White	DE	Colorado State	1976
Dave Widell	G/T	Boston College	1990
Doug Widell	G	Boston College	1989-90
Gerald Willhite	RB	San Jose State	1982-88
Harold Williams	HB	Miami (Ohio)	1961
Wandy Williams	RB	Hofstra	1969-70
Nemiah Wilson	DB	Grambling	1965-67
Steve Wilson	CB	Howard	1982-88
Sammy Winder	RB	Southern Mississippi	1982-90
Bryant Winn	LB	Houston	1987
Malcolm Richard Wood	QB	Auburn	1962
Ken Woodard	LB	Tuskegee Institute	1982-86
Ray Woodard	DE	Texas	1987
Chris Woods	WR	Auburn	1989
James Earl Wright	HB	Memphis State	1964
Jim Wright	TE	Texas Christian	1980-85

Lonnie Wright	DB	Colorado State	1966-67
Louis Wright	CB	San Jose State	1975-86
William G. Yelverton	E	Mississippi	1960
Joseph A. Young	E	Arizona	1960-61
Michael Young	WR	UCLA	1989-90
Robert Young	G	Howard Payne	1966-70
Bob Zeman	DB	Wisconsin	1962-63

Schools Represented

Colorado 20, Wisconsin 16, Southern California 14, Colorado State 12, Louisiana State 12, Maryland 12, Oregon 11, Arizona 10, Michigan State 10, Utah State 10, Texas 10, Boston College 9, Houston 9, California 8, Georgia 8, Michigan 8, Mississippi 8, Notre Dame 8, San Diego State 8, Stanford 8, UCLA 8, Washington 8, Baylor 7, Florida A&M 7, Nebraska 7, Auburn 6, Grambling 6, Memphis State 6, Oregon State 6, Southern Mississippi 6, Texas A&M 6, Arizona State 5, Brigham Young 5, Clemson 5, Florida 5, Florida State 5, Minnesota 5, Ohio State 5, Oklahoma 5, Penn State 5, Pittsburgh 5, Purdue 5, San Jose State 5, Southern 5, Tulane 5, Tulsa 5, Arkansas 4, Illinois 4, Kansas 4, Miami (Fla.) 4, Utah 4, Wyoming 4, 17 with three each, 39 with two each, 99 with one each. Seven players did not attend college.

Service

FOURTEEN YEARS — Tom Jackson 1973-86.

THIRTEEN YEARS — Barney Chavous 1973-85; Paul Howard 1973-75, 1977-86; Bill Thompson 1969-81.

TWELVE YEARS — Billy Bryan, 1977-88; Rubin Carter 1975-86; Riley Odums 1972-83; Louis Wright 1975-86.

ELEVEN YEARS — Steve Foley 1976-86; Paul Smith 1968-78.

TEN YEARS — Randy Gradishar 1974-83; Haven Moses 1972-81; Jim Ryan 1979-88; Dennis Smith 1981-90; Dave Studdard 1979-88.

NINE YEARS — Keith Bishop 1980, 1982-89; Mike Current 1967-75; Rick Dennison 1982-90; Mike Harden 1980-88; Rulon Jones 1980-88; Ken Lanier 1981-89; Floyd Little 1967-75; Fran Lynch 1967-75; Claudie Minor 1974-82; Jim Turner 1971-79; Rick Upchurch 1975-85; Billy Van Heusen 1968-76; Steve Watson 1979-87; Sammy Winder 1982-90.

EIGHT YEARS — Lyle Alzado 1971-78; Otis Armstrong 1973-80; John Elway 1983-90; Tom Glassic 1976-83; Glenn Hyde 1976-81, 1984-85; Larry Kaminski 1966-73; Gary Kubiak 1983-90; Brison Manor 1977-84; Karl Mecklenburg 1983-90; Bob Swenson 1975-79, 1981-83.

SEVEN YEARS — Al Denson 1964-70; Pete Duranko 1967-70, 1972-74; Ron Egloff 1977-83; Larry Evans 1976-82; Goose Gonsoulin 1960-66; John Grant 1973-79; Charles Greer 1968-74; Jerry Inman 1966-71; Rich Karlis 1982-88; Clarence Kay 1984-90; Jon Keyworth 1973-79; Rob Lytle 1977-83; Bobby Maples 1972-78; Joe Rizzo 1974-80; Randy Robbins 1984-90; Lionel Taylor 1960-66; Andre Townsend 1984-90; Gerald Willhite 1982-88; Steve Wilson 1982-88.

SIX YEARS — Sam Brunelli 1966-71; Ken Criter 1969-74; Eldon Danenhauer 1960-65; Simon Fletcher 1985-90; George Goeddeke 1967-72; Richard Jackson 1967-72; Vance Johnson 1985-90; Greg Kragen 1985-90; Don Latimer 1978-83; Tommy Lyons 1971-76; Marv Montgomery 1971-76; Craig Morton 1977-82; Chip Myrtle 1967-72; Dave Preston 1978-83; Steve Ramsey 1971-76; Bob Scarpitto 1962-67; Mike Schnitker 1969-74; Steve Sewell 1985-90; Jerry Sturm 1961-66.

HISTORICAL HIGHLIGHTS

1959

AUGUST 14—First American Football League organizational meeting held in Chicago. Denver, with Bob Howsam as its principal owner, named as a charter member along with New York, Dallas, Los Angeles, Minneapolis and Houston. **NOVEMBER 22**—First player selection draft held through 32 rounds. Denver's first pick is Roger LeClerc, center, Trinity. **DECEMBER 1**—Dean Griffing named general manager of the Broncos.

1960

JANUARY 1—Frank Filchock named first head coach of the Broncos. **JANUARY 30**—Denver placed in AFL's western division with Dallas, Oakland and Los Angeles. **JULY**—First Bronco training camp opens at Colorado School of Mines. **SEPTEMBER 9**—After losing all five pre-season games, the Broncos become the first AFL victor when they defeat the Patriots in Boston in history's first AFL game, 13-10. Attendance—21,597. **OCTOBER 2**—Broncos play first home game in Bears Stadium, defeat Oakland, 31-24, before crowd of 18,372. **DECEMBER**—Offensive End Lionel Taylor, Defensive Tackle Bud McFadin and Safety Goose Gonsoulin all named to first official all-AFL team.

1961

MAY 26—Bob and Lee Howsam, original principal owners of the Broncos, sell their stock to a new syndicate headed by Cal Kunz and Gerry Phipps. **JUNE 1**—Cal Kunz named president and operating head of Empire Sports. **DECEMBER**—Lionel Taylor sets professional record with 100 pass receptions for season. Taylor and Bud McFadin named to all-AFL team. **DECEMBER**—Frank Filchock released as Broncos head coach.

1962

FEBRUARY 1—Jack Faulkner hired as Broncos head coach. **JULY 1**—Dean Griffing released as Broncos general manager. Faulkner named to dual post as head coach and general manager. **JULY**—Public burning ceremony of Broncos' notorious vertically striped socks at Broncos' intra-squad game. **DECEMBER**—Jack Faulkner named coach of the year in AFL. Gene Mingo set professional field goal record of 27 in a season. Eldon Danenhauer, Lionel Taylor, Goose Gonsoulin and Bob Zeman named to the official all-AFL team.

1963

DECEMBER—Billy Joe named AFL rookie of the year. Goose Gonsoulin only Bronco to make the all-AFL team. Lionel Taylor wins fourth straight pass receiving title.

1964

JANUARY—Broncos and Jets complete historic nine-player trade, largest ever made in the AFL. Broncos send Gene Prebola, Wahoo McDaniel, Gordy Holz and Bob Zeman to Jets for Dick Guesman, Ed Cooke, Charlie Janerette, Jim Price and Sid Fournet. **OCTOBER 4**—Jack Faulkner released as head coach. **OCTOBER 5**—Mac Speedie accepts appointment as interim head coach. **DECEMBER 12**—Mac Speedie named head coach. **DECEMBER**—Jim Fraser wins third straight punting title. Willie Brown named to all-AFL team.

1965

FEBRUARY 15—Gerald and Allan Phipps purchase 52 percent of the stock of Empire Sports, thus giving them virtually 100 percent ownership and saving the Bronco franchise for Denver. **MARCH 5**—Record sale of 941 season tickets in one day. **APRIL 1**—Season ticket drive goal of 20,000 sales reached. Figure to reach 22,000 by May 1. **MAY 17**—Allan Phipps named president of Empire Sports, Inc. Gerry Phipps re-named Chairman of the Board. **MAY 29**—Jim Burris, Bears general manager, named executive vice-president of Empire Sports. **DECEMBER 12**—Lionel Taylor makes the 500th catch of his career in game against Boston to become the first AFL player to top this figure. **DECEMBER**—Tackle Eldon Danenhauer, Split End Lionel Taylor and Fullback Cookie Gilchrist named to the all-AFL team. Lionel Taylor wins fifth pass receiving crown and Abner Haynes wins league kickoff return championship.

HISTORICAL HIGHLIGHTS (Continued)

1966

JUNE 8—Merger of American and National Leagues announced. **SEPTEMBER 19**—Ray Malavasi named Head Coach of the Broncos. **DECEMBER**—John Bramlett, Goose Gosnolin, Bob Scarpitto and Jerry Sturm chosen to play in AFL All-Star contest in January. **DECEMBER 19**—Lou Saban signs a 10-year contract as General Manager and Head Coach of the Denver Broncos.

1967

MARCH 1—Broncos move to new suburban executive offices with adjacent practice field and locker room facilities for both pre-season and regular season training. **MARCH 7**—Metropolitan Denver voters turn down stadium bond issue, but Bronco fans immediately organize for fund raising drive to improve Bears Stadium and keep Broncos in Denver. **MAY 17**—Floyd Little, Denver's No. 1 draft choice, signs with Broncos. Little becomes the first No. 1 choice to sign with Denver in the history of the club. **AUGUST 5**—Broncos defeat Detroit Lions 13-7 in pre-season game at DU for AFL's first win over the NFL. **AUGUST 15**—Quarterback Steve Tensi acquired from San Diego for first round draft choices in both 1968 and 1969. **DECEMBER**—Floyd Little paces AFL in punt returning with a 16.9 average. Bob Scarpitto repeats as punt leader with a 44.9 norm. Flanker Al Denson selected All-League in player balloting.

1968

JANUARY—Flanker Al Denson, defensive tackle Dave Costa, center Larry Kaminski and cornerback Nemiah Wilson participate in AFL All-Star game. Lou Saban and staff coach the West stars. **FEBRUARY**—Civic drive to raise \$1.8 million ends successfully and City of Denver receives stadium as a gift after purchase of the facility from Empire Sports, Inc. by non-profit group. Construction begins on 16,000 seat upper deck that will raise capacity to 50,000 for 1968 season. **SEPTEMBER 21**—Broncos move into new administrative building at 5700 Logan Street. **DECEMBER 14**—Bears Stadium is officially re-named Denver Mile High Stadium.

1969

JANUARY 19—Dave Costa, Rich Jackson and Floyd Little participate in AFL All-Star Game in Jacksonville, Florida. **DECEMBER**—Floyd Little and Rich Jackson named to first team All League. **DECEMBER**—Bill Thompson (rookie) tops AFL list in punt and kickoff returns, the first player in pro football history to ever hold both titles.

1970

JANUARY 17—Rich Jackson, Dave Costa, Floyd Little, Mike Current and George Goeddeke play in All-Star game on West team. **SEPTEMBER**—Season ticket sale hits record number of 43,584. **DECEMBER 20**—Floyd Little gains 44 yards to win American Conference rushing title with 901 yards. It was first rushing crown and first season Little played in all 14 games.

1971

JANUARY—Richard Jackson named to official National Football League all-star team. **JANUARY**—Richard Jackson and Floyd Little make starting lineups for American Conference in first AFC-NFC Pro Bowl game. **MAY 12**—Broncos stop sale of season tickets at record 47,500. **OCTOBER 24**—Denver coach Lou Saban and Broncos down Cleveland 27-0. It was first time Browns were shut-out since 1952. It was also to be Saban's last victory as Bronco coach. **NOVEMBER 17**—Lou Saban resigns as head coach of Broncos, a position he had held for five years. Offensive line coach Jerry Smith is named interim head coach. Saban, in December, resigns as General Manager to return to Buffalo Bills as head coach. **DECEMBER 19**—Floyd Little compiles 79 yards against Raiders in Oakland to finish as pro football's top runner with 1,133 yards. Little also becomes first Bronco to rush for more than 1,000 yards in a season.

1972

JANUARY 5—John Ralston, successful head coach at Stanford, is announced as Denver's new head coach. He later adds the title of General Manager. **MARCH 16**—For the first time in the history of Denver professional football, there will be no public sale of season tickets, it is reported. Season ticket holders renewed 46,500 of the 47,500 available season tickets, and further exercised their option for 8,000 additional tickets. **APRIL**

HISTORICAL HIGHLIGHTS (Continued)

5—Long-time Rocky Mountain Empire Sports employee Earl Hartman dies of cancer. Hartman was Treasurer of Empire Sports and Business Manager of the Broncos at the time of his death.

1973

MARCH 3—Season ticket holders renew 47,800 of 48,000 season tickets to assure Denver again of having no public sale of season tickets. **OCTOBER 14**—Charley Johnson also becomes the 18th quarterback in pro football history to go over 20,000 yards lifetime as he connects for 214 yards plus three TDs to Haven Moses in a 48-20 win at Houston. **OCTOBER 22**—With "Orange Monday" banners waving, the Broncos perhaps play the most important game to date in the club's history against Oakland on national television. Denver comes back to knot the contest, 23-23, on a 35-yard field goal by Jim Turner. **NOVEMBER 25**—Denver defeats Kansas City, 14-10, to take over first place in the AFC West with three games to go. The win moves the Broncos to 6-3-2—the six victories the second best mark ever for a Denver team to date. **DECEMBER 9**—Denver 42, San Diego 28! The Broncos are winners at last, as Denver clinches the team's seventh victory of the season, assuring the club of a winning year.

1974

JANUARY—Four Broncos, Floyd Little, Haven Moses, Riley Odums and Paul Smith, are invited to play in the Pro Bowl. John Ralston is named AFC Coach of the Year for guiding Denver to its first winning season ever. Odums is named All-Pro by NEA. **SEPTEMBER 10**—Denver voters pass a \$25 million bond issue to expand and improve Mile High Stadium to over 75,000 seats. The stadium was projected to be finished in time for the 1976 regular season. **SEPTEMBER 22**—The Broncos and the Pittsburgh Steelers play in the first regular season overtime game as a 35-35 score was present at the end of regulation play. Neither team scored in the sudden death period. **NOVEMBER 28**—Before a television audience estimated at 35 million, the Broncos riddle the Detroit Lions 31-27 on Denver's first Thanksgiving Day game in Detroit. **DECEMBER 8**—Denver assures itself of the team's second consecutive winning season and Otis Armstrong sets a single game rushing mark of 183 yards as the Broncos down Houston 37-14. **DECEMBER 15**—Otis Armstrong finishes the season with 1407 yards and the NFL rushing title becoming one of a half dozen players ever to average more than 100 yards per game in pro football.

1975

JANUARY—Otis Armstrong and Riley Odums represent the Broncos in the annual Pro Bowl game in Miami, Fla. **FEBRUARY**—Expansion of Mile High Stadium begins, which will provide 63,500 capacity for the 1976 season and an ultimate capacity of 75,000 in 1977. **DECEMBER 14**—Floyd Little winds up his career as the seventh all-time rusher in the NFL with 6,323 yards.

1976

JANUARY 26—Tight end Riley Odums and linebacker Randy Gradishar are the Broncos representatives in the Pro Bowl in New Orleans. **MARCH 28**—Quarterback Charley Johnson announces his retirement from the National Football League after a 15-year career. Johnson led the club to its first two winning seasons in 1973 and 1974. **JUNE 27**—Lyle Alzado is one of three finalists for the man of the Year Award and Rick Upchurch is honored as the American Conference Offensive Rookie of the Year by the NFL Players Association. **SEPTEMBER 26**—Rick Upchurch ties an NFL record by returning two punts for touchdowns in a 44-13 win over the visiting Cleveland Browns. **OCTOBER 24**—Rick Upchurch ties an NFL record with his fourth punt return touchdown of the season in a 35-26 win over Kansas City. **NOVEMBER 7**—With two field goals and six extra points, Jim Turner becomes the fifth player in pro football history to surpass 1,200 points. **DECEMBER 12**—The Broncos stop Chicago, 28-14, for the ninth win of the season, highest total in Denver history. Otis Armstrong rushes for 116 yards to reach 1,008 for the season, his second 1,000-yard in his career. **DECEMBER 18**—Fred Gehrke, long-time Bronco administrator, is named general manager.

1977

JANUARY 17—Rick Upchurch and Otis Armstrong are the Bronco participants in the annual AFC-NFC Pro Bowl in Seattle. **JANUARY 31**—John Ralston resigns as Head Coach of the Denver Broncos. **FEBRUARY 1**—

HISTORICAL HIGHLIGHTS (Continued)

Robert (Red) Miller, a former Bronco assistant coach, is named as the team's eighth head coach. **JUNE 12**—Lyle Alzado is named winner of the National Football League Players Association's Byron (Whizzer) White Award as the group's Man of the Year. **OCTOBER 16**—Pushing their season record to 5-0, the Broncos use seven interceptions and a touchdown pass to kicker Jim Turner to trounce the defending world champion Oakland Raiders, 30-7. **NOVEMBER 27**—In a showdown of the two best records in the NFL, the Broncos get a 73-yard interception return for a touchdown by Tom Jackson to dump Baltimore, 27-13, and run their record to 10-1. **DECEMBER 4**—With a 24-14 win at Houston the Broncos clinch a playoff berth, first in the club's history. Later in the day, the Broncos clinch the AFC Western Division championship when the Raiders fall to the Los Angeles Rams. **DECEMBER 18**—The Broncos lose to Dallas in the regular season finale, 14-6, but post the best record in the history of the franchise, 12-2, tied with Dallas for the best in the NFL. **DECEMBER 24**—Before the largest crowd ever to watch a sporting event in the state of Colorado, 75,011, the Broncos stop the Pittsburgh Steelers in the first round of playoff action, 34-21.

1978

JANUARY 1—In a hard-fought game at Mile High Stadium, the Broncos dethrone the Raiders, 20-17, for the AFC championship and a trip to the Super Bowl in New Orleans. **JANUARY 15**—Broncos fall to the Cowboys, 27-10, in the Super Bowl. **JANUARY 23**—Lyle Alzado, Randy Gradishar, Tom Jackson, Billy Thompson and Louis Wright represent the Broncos in the Pro Bowl, the largest Denver contingent in history. **MARCH**—Only 143 season tickets are not renewed, a new all-time low. **DECEMBER 3**—Broncos win by 21-6 score at Oakland, holding the Raiders without a touchdown for the second time in the season, and moving within one game of AFC West crown. **DECEMBER 10**—Denver downs Kansas City, 24-3, winning second straight division championship, as QB Craig Morton goes 19-for-22 with 16 straight completions, both second best all-time NFL marks. **DECEMBER 30**—Denver loses in the playoffs to eventual Super Bowl champion Pittsburgh Steelers, 33-10.

1979

JANUARY 29—Broncos are represented by an all-time high of seven players in the NFL Pro Bowl, including Lyle Alzado, Randy Gradishar, Tom Jackson, Riley Odoms, Bill Thompson, Rick Upchurch, and Louis Wright. **MARCH**—Only 161 season tickets are not renewed, virtually assuring the Broncos of their tenth straight sellout season. **OCTOBER 7**—Denver shuts out San Diego, 7-0, marking first time ever for Broncos to record two shutouts in one season. Denver had opened the campaign with 10-0 win over Cincinnati. **NOVEMBER 11**—Rick Upchurch becomes the all-time pro football record holder in career punt return yardage. He set the record vs. New England, surpassing the late Emlen Tunnell's total of 2,209 yards. **DECEMBER 17**—Denver clinches a playoff berth for the third straight year. **DECEMBER 23**—Denver loses in wild card playoff game at Houston, 13-7.

1980

JANUARY 27—The Broncos are represented in the Pro Bowl game by Randy Gradishar, Tom Jackson, Rick Upchurch, and Louis Wright. **MARCH**—Only 146 season tickets are not renewed for 1980, virtually assuring the club of its 11th consecutive sellout campaign. **OCTOBER 5**—Randy Gradishar returns interception 93 yards for a touchdown vs. Cleveland, the longest such return in team history and the NFL's longest for 1980 season. **OCTOBER 13**—Fred Steinfort kicks 57-yard field goal, tying record for third-longest kick in NFL history.

1981

JANUARY—Fred Steinfort is named by Pro Football Weekly as that publication's Golden Toe Award winner for the 1980 season, having tied for the league lead with 26 field goals. **FEBRUARY 25**—Edgar F. Kaiser, Jr. is introduced as the new owner of the Denver Broncos, having purchased the club from principal owners Gerald H. Phipps and Allan R. Phipps. **MARCH 10**—Grady Alderman is named new General Manager and Dan Reeves is named as the new Head Coach. **MARCH**—The Broncos are sold out for their 12th consecutive season. **SEPTEMBER**—Craig Morton throws four touchdown passes in each of two consecutive games, vs. Baltimore and San Diego, a first in franchise history. Wide receiver Steve Watson ties a team record with three touchdown receptions against the Colts on September 20. **NOVEMBER 22**—Watson catches a touchdown pass at Cincinnati to set a new team record with 13 TD catches in one season. **DECEMBER 20**—Watson gains 82 yards on receptions at Chicago, establishing a new Bronco

HISTORICAL HIGHLIGHTS (Continued)

single season mark with 1,244 reception yards. Individually, Morton set single season records for yards gained (3,213), yards passing (3,195), and average gain per play (8.37), while Watson led the AFC in reception yardage and in touchdown receptions (13).

1982

JANUARY 31—The Broncos are represented in the Pro Bowl game by Randy Gradishar, Bob Swenson, Bill Thompson, and Steve Watson. **MARCH**—Only 49 season ticket accounts have not been renewed for 1982, virtually assuring the Broncos of their 13th consecutive sellout season in Mile High Stadium. **SEPTEMBER 21**—The NFL Players Association begins the first regular season strike in NFL history, resulting in the cancellation of games for eight consecutive weeks. **DECEMBER 3**—Hein Poulus is named Vice President and General Manager of the Broncos. **DECEMBER 19**—Rick Upchurch returns a punt 78 yards for a touchdown against Kansas City to tie the all-time pro football record of eight career touchdowns on punt returns.

1983

JANUARY 3—Final NFL statistics show Rick Upchurch as the NFL's punt return leader with a 16.1 average and Luke Prestridge as the league's leading punter with a 45.0 mark. **FEBRUARY 6**—The Broncos are represented in the Pro Bowl game by Randy Gradishar, Luke Prestridge, and Rick Upchurch. **MARCH 15**—Only 89 season ticket accounts have not been renewed for 1983, virtually assuring the Broncos of their 14th consecutive sellout season in Mile High Stadium. **MAY 2**—In the biggest trade in franchise history, Denver acquires quarterback John Elway, the first player taken in the NFL draft, and signs him to a five-year contract. **DECEMBER 11**—Elway throws three fourthquarter touchdown passes to erase a 19-0 deficit and lead the Broncos to a 21-19 playoff-clinching win over Baltimore. This marks the fourth Bronco appearance in playoff competition. **DECEMBER 24**—Denver loses the wild card game at Seattle, 31-7.

1984

JANUARY 29—Randy Gradishar makes his seventh Pro Bowl appearance. Louis Wright also was named to the AFC Pro Bowl team, but was unable to play because of a fractured finger. **MARCH**—Only 146 season ticket accounts have not been renewed for 1984, virtually assuring the Broncos of their 15th consecutive sellout season in Mile High Stadium. **MARCH 23**—Pat Bowlen is introduced as the new owner of the Denver Broncos, assuming the title of President and Chief Executive Officer. **NOVEMBER 18**—The Broncos beat Minnesota 42-21 for the club's 10th straight victory, a team record. John Elway tied a Denver record throwing five touchdown passes in the game. **DECEMBER 15**—Denver wins its 13th game of the season, the most in Bronco history, and captures the AFC West crown with a 31-14 win over Seattle. Sammy Winder finishes the season with 1,153 yards rushing, and Steve Watson gains 1,170 yards receiving — the first time Denver has had 1,000-yard performers in both categories in the same season. **DECEMBER 30**—Pittsburgh defeats Denver 24-17 in a divisional playoff game.

1985

JANUARY 27—Sammy Winder represents the Broncos in the NFL Pro Bowl. **FEBRUARY 18**—Owner Pat Bowlen names John Beake as General Manager and Dan Reeves as Vice President of the club. **MARCH**—Only 82 season ticket accounts have not been renewed for the 1985 season, virtually assuring the Broncos of their 16th consecutive sellout session in Mile High Stadium. **DECEMBER 20**—Denver beats Seattle 27-24 to close out the season at 11-5. The Broncos set season records with total yards (5,496) and total points (380). John Elway, who threw for 432 yards against Seattle, set Denver records in total offense (4,144 yards) and passing yards (3,891) for the season, and Karl Mecklenburg's 13 quarterback sacks also set a new Bronco standard.

1986

FEBRUARY 2—The Broncos are represented by four players in the Pro Bowl — Rulon Jones, Karl Mecklenburg, Dennis Smith, and Louis Wright. **FEBRUARY 26**—Owner Pat Bowlen holds groundbreaking ceremonies for 60 luxury Penthouse Suites to be built atop Mile High Stadium's fifth level. **MARCH**—Only 127 season ticket accounts have not been renewed for the 1986 season, virtually assuring the Broncos of their 17th consecutive sellout season in Mile High Stadium. **OCTOBER 12**—Broncos post a 31-14 win over San Diego to equal best start in team history with 6-0 record.

HISTORICAL HIGHLIGHTS (Continued)

DECEMBER 13—Denver, which had clinched AFC Western Division title by virtue of a Seattle win over Los Angeles the previous Monday night, clinched home field advantage for first playoff game by defeating Washington, 31-30. **DECEMBER 20**—Broncos conclude regular season play with second straight 11-5 record. Thirty-five individual and team records were set by the Broncos in 1986. DE Rulon Jones was named the AFC Defensive Player of the Year by UPI, and LB Karl Mecklenburg was named the AFC Player of the Year by the Football News.

1987

JANUARY 4—Broncos post a 22-17 playoff win over New England Patriots before 76,105, largest crowd ever to watch a Denver home game. **JANUARY 11**—Broncos post a thrilling, 23-20 overtime win over the Cleveland Browns to win the AFC championship and earn a trip to Super Bowl XXI. **JANUARY 18**—A crowd of over 63,000 attends a Mile High Stadium rally prior to team's departure for Pasadena. **JANUARY 25**—The Broncos lose to the New York Giants by a 39-20 score in Super Bowl XXI, a game watched by 101,063 at the Rose Bowl and played before a national television audience of 127,000,000. In addition, the game was televised live in 53 other nations. **JANUARY 26**—Over 100,000 fans welcome Broncos home in parade through downtown Denver. **FEBRUARY 1**—Six Broncos play in the Pro Bowl game, including Keith Bishop, John Elway, Rulon Jones, Karl Mecklenburg, Dennis Smith, and Sammy Winder. **MARCH**—Only 58 season ticket accounts have not been renewed for the 1987 season, virtually assuring the Broncos of their 18th consecutive sellout season in Mile High Stadium, longest sellout streak in the AFC and second longest in the NFL. **AUGUST 9**—The Broncos lose 28-27 to the Los Angeles Rams in American Bowl '87, a preseason game played in storied Wembley Stadium in London, England. **SEPTEMBER 22**—The NFL Players Association goes on strike, resulting in the cancellation of games for the weekend of Sept. 28. **OCTOBER 4**—Denver loses 40-10 to Houston in the first of three "replacement" games. **NOVEMBER 29**—Denver grabs a 31-17 win over San Diego in the 400th game for both franchises. The contest also marks Dan Reeves's 100th game as the Broncos' head coach. **DECEMBER 27**—The Broncos win their third AFC West title in four years after shutting out San Diego 24-0 in a blizzard. Denver finishes the season with a 10-4-1 record, the only team in the NFL to post eight 10-win seasons since 1977. QB John Elway is named NFL Most Valuable Player by AP.

1988

JANUARY 10—The Broncos advance to the AFC Championship Game with a 34-10 victory over Houston before 75,968 in Mile High Stadium. **JANUARY 17**—Denver becomes the first AFC team to win consecutive conference championships since Pittsburgh of 1978-79 by defeating Cleveland 38-33. The game garnered a 91 television share in the Denver area, believed to be an all-time national viewing high. **JANUARY 31**—The Broncos lose to Washington 42-10 in Super Bowl XXII in San Diego Jack Murphy Stadium. **FEBRUARY 6**—Three players represent Denver in the Pro Bowl Game, Keith Bishop, John Elway, and Karl Mecklenburg. **MARCH**—The Broncos are virtually assured of their 19th consecutive sellout campaign as just 91 season ticket accounts are not renewed for the 1988 campaign. **JUNE 3**—The Broncos acquire future Hall of Fame RB Tony Dorsett from the Dallas Cowboys in exchange for a future draft choice. The 1988 campaign will be Dorsett's 12th in pro football. **SEPTEMBER 26**—RB Tony Dorsett eclipses Jim Brown to become the second leading rusher in pro football history, trailing only Walter Payton. **DECEMBER 17**—The Broncos close out the season with a 21-10 win over New England and a disappointing 8-8 record, marking the end of Denver's two-year reign as AFC champions. QB John Elway concludes the season with 3,309 yards passing and 234 rushing to become the first player in football history to have four consecutive years with over 3,000 passing yards combined with over 200 rushing yards. Dorsett finishes the year second to Payton among football's all-time rushing leaders with 12,739 yards.

1989

JANUARY 29—P Mike Horan is the Broncos' lone representative in the AFC-NFC Pro Bowl Game. **APRIL**—The Broncos conclude season ticket renewals and waiting list additions for 1989, virtually assuring the team of its 20th consecutive sellout campaign at Mile High Stadium. **NOVEMBER 26**—The Broncos clinch their third AFC West title in four seasons after a 41-14 victory at home against Seattle. **DECEMBER 16**—Denver wraps up home field advantage for the AFC Playoffs with 37-0 win at Phoenix.

HISTORICAL HIGHLIGHTS (Continued)

1990

JANUARY 7—The Broncos advance to the AFC Championship Game with a come-from-behind 24-23 win over Pittsburgh. **JANUARY 14**—The Broncos become the only AFC team to win three conference titles in the 1980s with a 37-21 victory over Cleveland in the AFC Championship Game. **JANUARY 28**—Denver loses 55-10 to San Francisco in Super Bowl XXIV in the New Orleans Superdome. **FEBRUARY 4**—Three players represent the Broncos in the Pro Bowl; K David Treadwell, NT Greg Kragen, and S Dennis Smith. LB Karl Mecklenburg was selected to start in the game but could not participate because of a knee injury suffered in the Super Bowl. **FEBRUARY 26**—The National Football League announces that the Broncos will face Seattle in an Aug. 4 preseason game in Tokyo, Japan. **MARCH 5**—The Paul D. Bowlen Memorial Broncos Centre opens in southeast Denver, housing all of the team's office and training facilities. **MARCH**—The Broncos conclude season ticket renewals and waiting list addition for 1990, virtually assuring the team of its 21st consecutive sellout season. **AUGUST 5**—The Broncos defeat the Seattle Seahawks by a score of 10-7 in American Bowl '90, played before a sellout audience in the Tokyo Dome in Tokyo, Japan. The game marks Denver's second appearance in an international game, having played the Los Angeles Rams in London in a 1987 American Bowl contest. **NOVEMBER 22**—The Broncos drop a 40-27 game to the Detroit Lions in the Lions' annual Thanksgiving Day contest, marking Denver's fifth appearance in a Thanksgiving Day game, including four in Detroit and one in Denver (a 46-45 loss to the New York Titans in 1962). **DECEMBER 30**—Running back Bobby Humphrey finishes the season with 1,202 rushing yards, becoming one of just 10 backs to rush for over 1,000 yards in each of their first two NFL seasons. Mike Horan leads the entire NFL in punting (44.4) and in net punting average (38.9). The Broncos also boast the NFL's kickoff return leader in Kevin Clark, who posts a 25.3 average.

1991

FEBRUARY 3—Safeties Steve Atwater and Dennis Smith, along with running back Bobby Humphrey, appear in the AFC-NFC Pro Bowl game in Honolulu, Hawaii. It is the first appearance each for Atwater and Humphrey. **MAY 31**—The Broncos conclude season ticket renewals and waiting list additions for 1991, virtually assuring the franchise of its 22nd consecutive sellout season.



MISCELLANEOUS



WIDE RECEIVER MARK JACKSON LAST YEAR LED THE BRONCOS IN RECEIVING WITH 57 RECEPTIONS FOR 926 YARDS AND FOUR TOUCHDOWNS, WHILE ALSO BEING NAMED AS THE FIRST WINNER OF THE BOB MARTIN AWARD FOR OUTSTANDING COOPERATION WITH THE NEWS MEDIA.

THE DENVER BRONCOS YOUTH FOUNDATION

The Denver Broncos Youth Foundation (DBYF), a non-profit organization, was established in 1982 to help meet the needs of young people from physical, emotional social and spiritual aspects of their lives. With this mission in mind, the DBYF works to provide leadership and to foster cooperation rather than competition among existing youth-serving organizations. Its efforts are aimed at creating awareness in Colorado communities about youth needs, and at helping address those needs with available time and money.

The DBYF is funded by a broad base of public support which includes individuals and corporations. The Foundation enlists the support and resources of media, school districts, state and local governments, service clubs, para-church groups, and other youth organizations to address issues which impact primarily middle and high school age kids. The Youth Foundation focuses on four particular areas including drug and alcohol programs, educational programs, leadership programs and inner-city programs.

The DBYF enjoys a unique position around the State of Colorado through its affiliation with the Broncos. By utilizing the energy and enthusiasm for the Broncos name, the DBYF is able to capture the attention and imagination of local youth and youth leaders and focus community awareness on contemporary adolescent issues. Admittedly, no single organization can meet *all* the needs of young people; but the DBYF aims to play a significant role by unifying separate efforts — locally and statewide — and helping to create specific plans to meet those needs.

The Youth Foundation is separate from the Football Club, but Denver Broncos' owner, Pat Bowlen, and Head Coach Dan Reeves, are DBYF Board members.



RANDY GRADISHAR
President

President of the Denver Broncos Youth Foundation since 1984, Randy Gradishar has sought to address the needs of young people. His work with adolescents and with youth-serving organizations in Denver and throughout Colorado has earned him a reputation as a youth advocate.

Gradishar graduated from the Ohio State University in 1974 with a B.S. in Education. There he played football, including two Rose Bowl appearances, All American and All Big Ten honors under Coach Woody Hayes. The first draft choice of the Denver Broncos in 1974, he never missed a game in his 10-year football career. Gradishar was voted NFL Defensive Player of the Year in 1978 and was selected to seven Pro Bowls. In 1989, he was honored as the sole inductee to the Denver Broncos "Ring of Fame." In 1990, NFL Commissioner, Paul Tagliabue, selected Gradishar to the newly formed "Players Advisory Council."

Gradishar and his wife, Janet, have two daughters, Paige and Meredith, and a son, Mark.

DENVER BRONCOS
Youth Foundation



NATIONAL FOOTBALL LEAGUE

410 Park Ave., New York, N.Y. 10022 (212) 758-1500

Commissioner Paul Tagliabue
 President Neil Austrian
 Executive Vice President and League Counsel Jay Moyer
 Executive Vice President for Labor
 Relations/Chairman NFLMC: Harold Henderson
 Vice President of Communications and
 Development Joe Browne
 Vice President of Broadcasting and
 Productions Val Pinchbeck, Jr.
 Treasurer Tom Sullivan
 Executive Director for Special Events Jim Steeg
 Executive Director for Club Relations and
 International Development Roger Goodell
 General Counsel/Management Council Dennis Curran
 Director of Information Pete Abitante
 Director of Communications Greg Aiello
 Comptroller Phil Ayoub
 Assistant Director of Broadcasting and
 Productions Nancy Behar
 Director of Player Personnel Joel Bussert
 Director of Administration John Buzzeo
 Director of Equal Employment and
 Assistant Counsel David Cornwell
 Assistant Director of Club Administration Joe Ellis
 Director of Special Projects Bill Granholm
 Director of Information, AFC Leslie Hammond
 Assistant Director of Security Charlie Jackson
 Director of Labor Operations John Jones
 Director of Broadcasting Services Dick Maxwell
 Assistant Director of Special Events Susan McCann Minogue
 Assistant Director of Officiating Jack Reader
 Director of Information, NFC Reggie Roberts
 Director of Planning for Player Employment Peter Ruocco
 Director of Officiating Jerry Seeman
 Director of Game Operations Jan Van Duser
 Director of Planning Don Weiss
 Director of Security Warren Welsh

NFL PUBLIC RELATIONS DIRECTORS AMERICAN FOOTBALL CONFERENCE

Buffalo—Scott Berchtold (716) 648-1800
 Cincinnati—Al Heim (513) 621-3550
 Cleveland—Kevin Byrne (216) 696-5555
 Houston—Chip Namias (713) 797-9111
 Indianapolis—Craig Kelley (317) 252-2658
 Kansas City—Bob Moore (816) 924-9300
 Los Angeles Raiders—Mike Taylor (213) 322-3451
 Miami—Harvey Greene (305) 576-1000
 New England—Pat Hanlon (508) 543-7911
 New York Jets—Frank Ramos (212) 421-6600
 Pittsburgh—Dan Edwards (412) 323-1200
 San Diego—Bill Johnston (714) 280-2111
 Seattle—Gary Wright (206) 827-9777

NATIONAL FOOTBALL CONFERENCE

Atlanta—Charlie Taylor (404) 688-8684
 Chicago—Bryan Harlan (708) 663-5100
 Dallas—Rich Dalrymple (214) 369-8000
 Detroit—Bill Keenist (313) 335-4131
 Green Bay—Lee Rummel (414) 496-5700
 Los Angeles Rams—John Oswald (714) 535-7267
 Minnesota—Merrill Swanson (612) 828-6500

New Orleans—Rusty Kasmiersky (504) 525-0792
 New York Giants—Ed Croke (201) 935-8111
 Philadelphia—Ron Howard (215) 463-2500
 Phoenix—Paul Jensen (314) 421-0777
 San Francisco—Jerry Walker (415) 365-3420
 Tampa Bay—Rick Odioso (813) 870-2700
 Washington—Charlie Dayton (703) 471-9100

Over the past 14 NFL seasons (1977-90), since the beginning of Denver's first playoff campaign, the Broncos have:

- posted the second best record in the AFC and the third best in the NFL, 130-83-1, (.610).
- won more homes than any team in the NFL (80) and posted the second best home-field record in the league, 80-28-0, (.741).
- won the AFC Championship and played in the Super Bowl four times ('77, '86, '87, '89), more than any other team in the AFC and tied with San Francisco for most conference titles in the league.
- won the AFC West title six times ('77, '78, '84, '86, '87, '89), more than any other team in the division.
- made the playoffs eight times ('77, '78, '79, '83, '84, '86, '87, '89), and barely missed out on postseason play twice despite records of 10-6-0 ('81) and 11-5-0 ('85).
- won 10 or more games nine times, tied with San Francisco and Washington for the league lead.
- had 10 winning seasons, tied with the Los Angeles Rams, Miami, New England, and Washington for the most in the NFL.

THE NFL 1977-90

	W	L	T	Pct.
Miami	137	76	1	.643
Washington	134	80	0	.626
DENVER	130	83	1	.610
L.A. Raiders	130	84	0	.607
Chicago	129	85	0	.603
San Francisco	127	86	1	.596
L.A. Rams	122	92	0	.570
Dallas	121	93	0	.565
Pittsburgh	121	93	0	.565
Philadelphia	111	101	2	.523

CHAMPIONSHIP PLAY

AFL-AFC TITLE GAMES

1990 Buffalo 51, Los Angeles Raiders 3	1975 Pittsburgh 16, Oakland 10
1989 Denver 37, Cleveland 21	1974 Pittsburgh 24, Oakland 13
1988 Cincinnati 21, Buffalo 10	1973 Miami 27, Oakland 10
1987 Denver 38, Cleveland 33	1972 Miami 21, Pittsburgh 17
1986 Denver 23, Cleveland 20 (OT)	1971 Miami 21, Baltimore 0
1985 New England 31, Miami 14	1970 Baltimore 27, Oakland 17
1984 Miami 45, Pittsburgh 28	1969 Kansas City 17, Oakland 7
1983 Los Angeles Raiders 30, Seattle 14	1968 New York Jets 27, Oakland 23
1982 Miami 14, New York Jets 0	1967 Oakland 40, Houston 7
1981 Cincinnati 27, San Diego 7	1966 Kansas City 31, Buffalo 7
1980 Oakland 34, San Diego 27	1965 Buffalo 23, San Diego 0
1979 Pittsburgh 27, Houston 13	1964 Buffalo 20, San Diego 7
1978 Pittsburgh 34, Houston 5	1963 San Diego 51, Boston 10
1977 Denver 20, Oakland 17	1962 Dallas 20, Houston 17 (OT)
1976 Oakland 24, Pittsburgh 7	1961 Houston 10, San Diego 3
	1960 Houston 24, Los Angeles 16

NFL-NFC TITLE GAMES

1990 New York Giants 15, San Francisco 13
1989 San Francisco 30, Los Angeles 3
1988 San Francisco 28, Chicago 3
1987 Washington, 17, Minnesota 10
1986 New York Giants 17, Washington 0
1985 Chicago 24, Los Angeles Rams 0
1984 San Francisco 23, Chicago 0
1983 Washington 24, San Francisco 17
1982 Washington 34, Dallas 17
1981 San Francisco 28, Dallas 27
1980 Philadelphia 20, Dallas 7
1979 Los Angeles 9, Tampa Bay 0
1978 Dallas 28, Los Angeles 0
1977 Dallas 23, Minnesota 6
1976 Minnesota 24, Los Angeles 13
1975 Dallas 37, Los Angeles 7
1974 Minnesota 14, Los Angeles 10
1973 Minnesota 27, Dallas 10
1972 Washington 26, Dallas 3
1971 Dallas 14, San Francisco 3
1970 Dallas 17, San Francisco 10
1969 Minnesota 27, Cleveland 7
1968 Baltimore 34, Cleveland 0
1967 Green Bay 21, Dallas 17
1966 Green Bay 34, Dallas 27
1965 Green Bay 23, Cleveland 12
1964 Cleveland 27, Baltimore 0
1963 Chicago 14, New York Giants 10
1962 Green Bay 16, New York Giants 7
1961 Green Bay 37, New York Giants 0
1960 Philadelphia 17, Green Bay 13
1959 Baltimore 31, New York Giants 16
1958 Baltimore 23, New York Giants 17 (OT)
1957 Detroit 59, Cleveland 14
1956 New York Giants 47, Chicago 7
1955 Cleveland 38, Los Angeles 14
1954 Cleveland 56, Detroit 10
1953 Detroit 17, Cleveland 16
1952 Detroit 17, Cleveland 7
1951 Los Angeles 24, Cleveland 17
1950 Cleveland 30, Los Angeles 28
1949 Philadelphia 14, Los Angeles 0
1948 Philadelphia 7, Chicago Cardinals 0
1947 Chicago Cardinals 28, Philadelphia 21

NFL-NFC TITLE GAMES (Continued)

1946 Chicago Bears 24, New York Giants 14
1945 Cleveland Rams 15, Washington 14
1944 Green Bay 14, New York Giants 7
1943 Chicago Bears 41, Washington 21
1942 Washington 14, Chicago Bears 6
1941 Chicago Bears 37, New York Giants 9
1940 Chicago Bears 73, Washington 0
1939 Green Bay 27, New York Giants 0
1938 New York Giants 23, Green Bay 17
1937 Washington 28, Chicago Bears 21
1936 Green Bay 21, Boston Redskins 6
1935 Detroit Lions 26, New York Giants 7
1934 New York Giants 30, Chicago Bears 13
1933 Chicago Bears 23, New York Giants 21

SUPER BOWL RESULTS

1990 New York Giants 20, Buffalo 19 at Tampa
1989 San Francisco 55, Denver 10 at New Orleans
1988 San Francisco 20, Cincinnati 16 at Miami
1987 Washington 42, Denver 10 at San Diego
1986 New York Giants 39, Denver 20 at Pasadena
1985 Chicago 46, New England 10 at New Orleans
1984 San Francisco 38, Miami 16 at Palo Alto
1983 Los Angeles Raiders 38, Washington 9 at Tampa
1982 Washington 27, Miami 17 at Pasadena
1981 San Francisco 26, Cincinnati 21 at Detroit
1980 Oakland 27, Philadelphia 10 at New Orleans
1979 Pittsburgh 31, Los Angeles 19 at Pasadena
1978 Pittsburgh 35, Dallas 31 at Miami
1977 Dallas 27, Denver 10 at New Orleans
1976 Oakland 32, Minnesota 14 at Pasadena
1975 Pittsburgh 21, Dallas 17 at Miami
1974 Pittsburgh 16, Minnesota 6 at New Orleans
1973 Miami 24, Minnesota 7 at Houston
1972 Miami 14, Washington 7 at Los Angeles
1971 Dallas 24, Miami 3 at New Orleans
1970 Baltimore 16, Dallas 13 at Miami
1969 Kansas City 23, Minnesota 7 at New Orleans
1968 New York Jets 16, Baltimore 7 at Miami
1967 Green Bay 33, Oakland 14 at Miami
1966 Green Bay 35, Kansas City 10 at Los Angeles

RING OF FAME

The Denver Broncos' Ring of Fame was inaugurated in 1984 to honor former players and administrators who played significant roles in Bronco history.

Linebacker Randy Gradishar (1974-83) was the only 1989 inductee into the Ring of Fame, while quarterback Craig Morton (1977-82), wide receiver Haven Moses (1972-81), and kicker Jim Turner (1971-79) were inducted in 1988.

Former defensive back Billy Thompson (1969-81) was honored in 1987 and three players joined the elite group in 1986, quarterbacks Frank Tripucka (1960-63) and Charley Johnson (1972-75), and defensive end Paul Smith (1968-78).

In 1985, former owner Gerald H. Phipps became the first non-player to have his name placed on the Ring.

Four former players were the original Ring of Fame inductees, running back Floyd Little (1967-75), defensive end Rich Jackson (1967-72), wide receiver Lionel Taylor (1960-66), and safety Austin "Goose" Gonsoulin (1960-66).

The Ring of Fame is on the facade of Mile High Stadium's east stands, just below the third level.

MILE HIGH STADIUM

Mile High Stadium, home of the Denver Broncos, has been filled for every regular season game since and including the 1970 season, with the exception of two replacement games played during the 1987 player's strike (both games were sold out before the strike). The Broncos have sold out 155 consecutive non-strike regular season games, and with postseason contests the total reaches 163 over the 21-year period.

Expansion of the stadium, begun in 1975, was completed for the 1977 season to give the Broncos the seventh largest home facility in the league.

Denver voters passed a \$25 million bond issue in 1974 to expand and improve the stadium from its capacity of 51,706 to 75,100. The stadium held 63,532 for the 1976 season, halfway through the project.

Bringing the stadium capacity to its present 76,273 in 1986 was the construction of the Penthouse Suites atop the west stands. There are 60 luxury suites which seat 14, 16, or 24 fans each, accessed by private elevators and fully serviced for every Bronco home game.

Making Mile High Stadium unique, however, is its movable east stands. The east stands move in a single section which, when fully extended, is in a horseshoe configuration for football. When the section is retracted, the stadium is in position for baseball.

The dynamics involved in the move are fascinating. First, bear in mind that the east stands section is a three-tiered structure, 535 feet long, 135 feet tall and 200 feet deep, weighing nearly nine million pounds. Second, the stands must be moved a distance of 145 feet.

How is it done? The answer, says DMJM-Phillips-Reister, the engineering-architectural firm in charge of the project, is water.

More than 90,000 square feet of runways serve as the operating surfaces over which the stands will move. Water is pumped onto the runways and form a .003 inch sheet upon which the stands rest. Hydraulic rams then push the stands forward at the rate of three feet per minute, making the move last somewhere around two hours.

Originally called Bears Stadium, the facility was built in 1948 for the Denver Bears of baseball's old Western League, with long-range plans to utilize it for football as well. When Denver became a charter member of the American Football League in 1959, the south stands (8,100 seats) and portable east stands (9,616 seats) were added to give a capacity of 34,657 for football.

After Denver voters turned down a stadium bond issue to build an all-purpose metropolitan stadium in 1967, a non-profit group began a fund-raising drive with the goal of purchasing the stadium for the city.

In February of 1968, the group bought the stadium from Rocky Mountain Empire Sports for \$1.8 million and presented it to the city of Denver. A 16,000-seat upper deck was immediately constructed over the west stands, raising the capacity to over 50,000 for the 1968 season. In December of 1968, the stadium was re-named Denver Mile High Stadium.



BRONCOS RADIO NETWORK

For the 22nd consecutive season, Denver's 50,000-watt station KOA (850) will serve as the flagship station for the Denver Broncos game broadcast network.

Larry Zimmer is in his 21st consecutive season as a member of the Broncos' broadcast team and his second handling play-by-play, having been the color commentator from 1971-89. Zimmer was named the Colorado Sportscaster of the Year in 1988 and again for his work in 1990, and he also does the play-by-play for the University of Colorado football team.

Joining Zimmer on the broadcast is Dave Logan, who will provide color commentary for his second year as part of the KOA announcers' team. He played with the Cleveland Browns from 1976-83 and the Broncos in 1984, and has been active in Denver sports radio since leaving the NFL.



Larry Zimmer



Dave Logan

DENVER BRONCOS RADIO NETWORK AFFILIATE STATIONS - 1991

ARIZONA
KCKY AM—Coolidge

COLORADO
KALQ FM—Alamosa
KSNO AM—Aspen
KBOL AM—Boulder
KKGZ AM—Brush
KVOR AM—Colorado Springs
KRAI AM—Craig
KRSJ FM—Durango
KYSL AM—Frisco/Breckenridge
KIXX AM—Ft. Collins
KCOL AM—Ft. Collins
KMTS FM—Glenwood Springs
KRKY AM—Granby
KGRE AM—Greeley
KEKB FM—Grand Junction/Fruita
KVLE FM—Gunnison
KBZZ AM—La Junta
KLMR AM—Lamar
KUBC AM—Montrose
KCSJ AM—Pueblo
KKGZ AM—Rifle
KVRH AM/FM—Salida
KBCR AM—Steamboat Springs
KNNG FM—Sterling
KWLI FM—Vail
KSPK AM—Walsenburg
KRDZ AM—Wray

IDAHO
KRXX AM/FM—Rexburg

KANSAS
KFXX FM—Elyses
KLOE AM—Goodland
KFNF AM—Oberlin

MONTANA
KBLG AM—Billings
KMON AM—Great Falls
KGVO AM—Missoula

NEBRASKA
KCOW FM—Alliance
KKPR AM—Kearney
KRVN AM—Lexington
KOOO AM—North Platte
KMCX FM—Ogallala
KNEB AM/FM—Scottsbluff

NEW MEXICO
KQEO AM—Albuquerque
KENN AM—Farmington
KOFK FM—Grants
KOBK AM—Las Cruces
KRSN AM—Los Alamos
KRTN AM—Raton
KTRC AM—Santa Fe
KNFT AM—Silver City

SOUTH DAKOTA
KBFS AM—Belle Fourche
KCCR AM—Pierre
KOTA AM—Rapid City

TEXAS
KFNS AM—Amarillo

UTAH
KUTA AM—Blanding
KLZX AM—Salt Lake City
KSGI AM—St. George

WYOMING
KTWO AM—Casper
KFBC AM—Cheyenne
KEVA AM—Evanston
KSGT AM—Jackson
KMER AM—Kemmerer
KOVE AM—Lander/Riverton
KLDI AM—Laramie
KPWW AM—Powell
KRAL AM—Rawlins
KSIT FM—Rock Springs
KROE AM—Sheridan
KGOS AM—Torrington
KWOR AM—Worland

MEDIA INFORMATION

The Broncos' media guide was prepared to assist in coverage of Denver's 1991 NFL season. Regarding game credentials, contact:

JIM SACCOMANO
Director of Media Relations
Denver Broncos, 13655 Broncos Parkway,
Englewood, CO 80112
Telephones: Office — (303) 649-9000
Office (after 5 p.m.) — (303) 649-9337
Home: Jim Saccomano — (303) 288-1182

When making requests for working press credentials, please allow time for mailing. Press credentials are normally issued approximately 10 days before the game. Should transmission facilities be required, please arrange for same through local representatives.

As a general rule, the Denver Broncos do not issue any types of press credentials to weekly newspapers or magazines, unless they are of national circulation on specific assignment.

It is understood that all credentials will be used for the purpose for which they were issued, without exception. Violation of this policy will subject the bearer to ejection from Mile High Stadium.

WORKING PRESS: Admittance to the Broncos' press box is restricted to the **WORKING PRESS ONLY**. Credentials are marked with a row and seat number. Passes are non-transferable.

PHOTOGRAPHERS: Photographers are asked to take special note of the following conditions for use of press credentials, as set by the National Football League:

"This working credential is issued to an organization for the sole purpose of providing stadium access to an accredited individual who has a legitimate working function (media or game service) in connection with this game. It is non-transferable. Any unauthorized use of this credential subjects the bearer to ejection from the stadium and prosecution for criminal trespass.

Any secondary non-editorial use of any picture, film/tape or drawing of the game taken or made by the accredited organization or individual to whom this credential has been issued (including but not limited to use in advertising, sales promotion or merchandising) is prohibited without prior specific written approval of the National Football League. Additionally, television stations are prohibited from making available game film or tape to any other organization even though the planned use may be editorial in nature without advance written permission from the NFL or one of its member clubs. Such film or tape may be aired *only by the specific station or entity to whom this credential is issued*.

Television stations filming or taping NFL games recognize that any films or tapes may only be used in connection with a regularly scheduled television newscast *within a seven-day period* following the game and the film clip or taped portion of each such showing will not exceed *two (2) minutes* in length.

Additionally, television stations agree not to use more than *six (6) minutes* of filmed or taped "same-day" highlights from NFL games on any regularly scheduled news programs (i.e. no more than six minutes of highlights on Sunday night). This is the only exception to the two-minute limitation.

Television stations wishing to use NFL film or tape in any other manner must obtain written permission for such usage from National Football League films.

Acceptance of the credential constitutes agreement by the bearer and his organization to abide by the foregoing conditions. Thank you for your cooperation."

Sideline photo passes will be tightly controlled by the Public Relations Department and are generally limited to photographers shooting for a daily newspaper, wire service, or magazine of national circulation on specific assignment, or television station.

RADIO-TELEVISION: In making requests for broadcast credentials, please specify requirements for spotters and/or statisticians.

STADIUM ACCESS: To get to Mile High Stadium, which is located at 19th Avenue and Eliot Street, take Interstate 25 to the Mile High Stadium Exit (19th Avenue Exit). The Press Box is located on the West side of the stadium.

DRIVING INSTRUCTIONS TO MILE HIGH STADIUM FROM STAPLETON INTERNATIONAL AIRPORT: Exit airport on Quebec North and continue to Interstate 70. Take Interstate 70 West to Interstate 25 South, which will be a left lane exit. Continue West on Interstate 25 South until you come to Mile High Stadium Exit (19th Avenue Exit).

DRIVING INSTRUCTIONS TO STAPLETON INTERNATIONAL AIRPORT FROM MILE HIGH STADIUM: Take one of two routes depending on your parking lot location. You can take 20th Avenue East to Clay Street, turning left at Clay and proceeding to 23rd Avenue. Take a right at 23rd Avenue and continue to Interstate 25 entrances. Another route (Northbound) would be to take 17th Avenue East, which will continue beneath an overpass and will take you directly to Interstate 25 north. The alternate South bound route would be to take 17th Avenue East, turning left at Bryant Street and proceeding to the Interstate 25 South bound entrance, approximately two blocks.

TRANSMISSION FACILITIES: The Broncos provide five complimentary telephones in the visitors area of the working press box for use with VDT or telecopier equipment. Only collect, credit card or third party billing calls can be made from these telephones. Should you wish a private telephone installed at your seat, the Broncos will be pleased to assign you a seat location and provide you with a contact for you to make the appropriate arrangements with the local telephone company.

POST-GAME TRANSPORTATION: Please advise Broncos PR personnel as soon as possible should you require transportation following the game. The amount of time you must wait will obviously decline as time goes by following the conclusion of the game. All taxis will make pick-ups curb side at the Ticket Office, which is located at 19th Avenue and Eliot Street. Should you wish to make your own arrangements, the number of Yellow Cab Company is 777-7777.



DENVER BRONCOS HIGHLIGHT VIDEO

NY Life is the sponsor of the Denver Broncos highlight video which is available at no cost to groups of all sizes through the Broncos public relations department. The 1990 highlight video, titled **After Further Review**, can be obtained by calling the public relations department of the Broncos at (303) 649-9000. The team address is 13655 Broncos Parkway, Englewood, CO 80112. Please give as much advance notice as possible in requesting the 1990 video, or other films available through the Bronco library.

Instant Replay Approved for 1991

For the sixth consecutive season, NFL clubs have approved a limited system of Instant Replay on a one-year basis.

All replay reviews which involve contact to the field from the Replay Booth will be a maximum of two minutes in duration, timed from the moment when the Umpire signals timeout.

The Replay Official will be assigned to a regular officiating crew and will attend crew meetings the day before each game.

The following table outlines the number of reversals and plays closely reviewed by instant replay in each of the previous five regular seasons.

	Games	Reversals	Plays Closely Reviewed
1988	224	38	374
1987	210	57	490
1988	224	53	537
1989	224	65	492
1990	224	73	504

In 1986, the system was approved by a 23-4-1 vote and in 1987 the vote was 21-7. In 1988, replay was cleared by a 23-5 margin. In 1989, the vote was 24-4. In 1990, the vote was 21-7. In 1991, Instant Replay was approved by a 21-7 vote.

The NFL has discussed Instant Replay in some degree or other since the early 1970s. The League experimented in 1976 and 1978 using two basic frameworks—an independent system using cameras, replay machines, and technicians separate from the network covering the games, and a “no-frills” approach using existing TV coverage.

In 1985, the NFL used the network feed of the nine nationally-televised preseason games to experiment with the basic system which later was adopted for 1986, 1987, and 1988. A total of 28 plays (17 confirmed calls, 4 inconclusive, 1 reversed, and 6 no replay shown) were closely examined in the 1985 experiment.

Q—What is the objective of this system?

A—The clubs feel that on certain plays the telecast viewed by the general public should be used to correct an indisputable error. The system will be used to reverse an on-field decision only when the Replay Official has indisputable visual evidence available to him that warrants the change.

Q—Who will be involved?

A—The Replay Official (a former NFL or collegiate official) will be positioned in a sideline Replay Booth, which will house two TV monitors and two high-speed VCRs plus radio communications to the on-field officials. The Replay Official makes the decision although a Communicator (normally a member of the League Office staff) and a Technician also will be there to lend logistical help.

Q—Why is the system referred to as “limited” Instant Replay?

A—This system will concentrate on plays of possession or touching (e.g. fumbles, receptions, interceptions, muffs) and most plays governed by the sidelines, goal lines, end lines, and line of scrimmage (e.g. receiver or runner in or out of bounds, forward or backward passes, breaking the plane of the goal line). It also will be used to determine whether there are more than 11 men on the field.

Q—Why aren’t most fouls included in this system?

A—It is recognized that in most circumstances the on-field officials have the best vantage points involving fouls. It is for this reason that Instant Replay will not review a list of the following 25 fouls:

1. Clipping
2. Encroachment and offsides
3. Grasp of facemask
4. False start
5. Defensive pass interference

6. Offensive pass interference
7. Offensive holding and illegal use of hands
8. Illegal batting or punching ball
9. Illegal block on free kick or scrimmage kick
10. Illegal crackback
11. Illegal motion
12. Illegal use of forearm or elbow
13. Illegal use of hands by defense
14. Illegally kicking ball
15. Illegally snapping ball
16. Intentional grounding
17. Member of punting team downfield early
18. Illegal formation
19. Palpably unfair act
20. Piling on
21. Roughing the passer
22. Running into roughing kicker
23. Striking, kicking, or kneeling
24. Unnecessary roughness
25. Unsportsmanship conduct
26. Use of helmet as a weapon

Q—Is the television network carrying the game part of the review process?

A—No. Although the Replay Official will be viewing the live network feed, there is no communication to television personnel as to which plays to show or not to show. The Replay Official does not hear the TV commentators.

Q—What is the step-by-step procedure of a play review?

A—The Replay Official will view game action and a play will be replayed immediately on one of the two monitors, while the other one continues to record the live feed.

The Replay Official makes a determination if further study of the play is needed. If not, there is no contact with the field and play continues without interruption.

If the Replay Official believes an error may have been made the Umpire will be contacted via a headset.

The Replay Official will watch replay(s) on one or both monitors and complete the review within two minutes after the Umpire signals timeout.

The Replay Official will inform the Umpire of his decision, and the Referee will make the appropriate announcement on the wireless microphone.

MEDICAL GLOSSARY

AC Joint — Acromioclavicular joint; joint of the shoulder where acromion process of the scapula and the distal end of the clavicle meet; most shoulder separations occur at this point.

Abduct — Movement of any extremity away from the midline of the body. This action is achieved by an abductor muscle.

Abrasion — Any injury which rubs off the surface of the skin.

Abscess — An infection which produces pus; can be the result of a blister, callus, penetrating wound or laceration.

Adduct — Movement of an extremity toward the midline of the body. This action is achieved by an adductor muscle.

Adhesion — Abnormal adherence of collagen fibers to surrounding structures during immobilization following trauma or as a complication of surgery which restricts normal elasticity of the structures involved.

Aerobic — Exercise in which energy needed is supplied by oxygen inspired and is required for sustained periods of vigorous exercise with a continually high pulse rate.

Anabolic Steroids — Steroids that promote tissue growth by creating protein in an attempt to enhance muscle growth. The main anabolic steroid is testosterone (male sex hormone).

Anaerobic — Exercise without use of oxygen as an energy source; short bursts of vigorous exercises.

Anaphylactic Shock — Shock that is caused by an allergic reaction.

Anterior Compartment Syndrome — Condition in which swelling within the anterior compartment of the lower leg jeopardizes the viability of muscles, nerves and arteries that serve the foot. In severe cases, emergency surgery is necessary to relieve the swelling and pressure.

Anterior Cruciate Ligament (ACL) — A primary stabilizing ligament within the center of the knee joint that prevents hyperextension and excessive rotation of the joint. A complete tear of the ACL necessitating reconstruction could require up to 12 months of rehabilitation.

Anterior Talofibular Ligament — A ligament of the ankle that connects the fibula (lateral ankle bone) to the talus. This ligament is oft times subject to sprain.

Anti-Inflammatory — Any agent which prevents inflammation, such as aspirin or ibuprofen.

Anterogram — A film demonstrating arteries after injection of a dye.

Arthrogram — X-ray technique for joints using air and/or dye injected into the affected area; useful in diagnosing meniscus tears of the knee and rotator cuff tears of the shoulder.

Arthroscope — An instrument used to visualize the interior of a joint cavity.

Arthroscopy — A surgical examination of the internal structures of a joint by means for viewing through an arthroscope. An arthroscopic procedure can be used to remove or repair damaged tissue or as a diagnostic procedure in order to inspect the extent of any damage or confirm a diagnosis.

Aspiration — The withdrawal of fluid from a body cavity by means of a suction or siphonage apparatus, such as a syringe.

Atrophy — To shrivel or shrink from disuse, as in muscular atrophy.

Avascular Necrosis — Death of a part due to lack of circulation.

Avulsion — The tearing away, forcibly, of a part or structure.

Baker's Cyst — Localized swelling of a bursa sac in the posterior knee as a result of fluid that has escaped from the knee capsule. A Baker's cyst indicates that there is a trauma inside the knee joint that leads to excessive fluid production.

Bone Scan — An imaging procedure in which a radioactive-labeled substance is injected into the body to determine the status of a bony injury. If the radioactive substance is taken up the bone at the injury site, the injury will show as a "hot spot" on the scan image. The bone scan is particularly useful in the diagnosis of stress fractures.

Brachial Plexus — Network of nerves originating from the cervical vertebrae and running down to the shoulder, arm, hand, and fingers.

Bruise — A discoloration of the skin due to an extravasation of blood into the underlying tissues.

Bursa — A fluid-filled sac that is located in areas where friction is likely to occur, then minimizes the friction; for example between a tendon and bone.

Capsule — An enclosing structure which surrounds the joint and contains ligaments which stabilize that joint.

Cartilage — Smooth, slippery substance preventing two ends of bones from rubbing together and grating.

CAT Scan — Use of a computer to produce a cross sectional view of the anatomical part being investigated from X-ray data.

Cellulitis — Inflammation of cellular or connective tissue.

Cervical Vertebrae — Group of seven vertebrae located in the neck.

Charley Horse — A contusion or bruise to any muscle resulting in intra-muscular bleeding. No other injury should be called a charley horse.

Colles' Fracture — A fracture of the distal end of the radius with the lower end being displaced backward.

Concentric Muscle Contraction — A shortening of the muscle as it develops tension and contracts to move a resistance.

Concussion — Jarring injury of the brain resulting in dysfunction. It can be graded as mild, moderate or severe depending on loss of consciousness, amnesia and loss of equilibrium.

Contusion — An injury to a muscle and tissues caused by a blow from a blunt object.

Cortical Steroids — Used to suppress joint inflammation.

Costochondral — Cartilage that separates the bones within the rib cage.

Cryokinetics — Treatment with cold and movement.

Cryotherapy — A treatment with the use of cold.

Cyst — Abnormal sac containing liquid or semi-solid matter.

Degenerative Joint Disease — Changes in the joint surface as a result of repetitive trauma.

Deltoid Ligament — Ligament that connects the tibia to bones of the medial aspect of the foot and is primarily responsible for stability of the ankle on the medial side. Is sprained less frequently than other ankle ligaments.

Deltoid Muscle — Muscles at top of the arm, just below the shoulder, responsible for shoulder motions to the front, side and back.

Disc, Intervertebral — A flat, rounded plate between each vertebrae of the spine. The disc consists of a thick fiber ring which surrounds a soft gel-like interior. It functions as a cushion and shock absorber for the spinal column.

Disc, Intervertebral — A flat, rounded plate between each vertebrae of the spine. This disc consists of a thick fiber ring which surrounds a soft gel-like interior. It functions as a cushion and shock absorber for the spinal column.

Dislocation — Complete displacement of joint surfaces.

Eccentric Muscle Contraction — An overall lengthening of the muscles as it develops tension and contracts to control motion performed by an outside force; oft times referred to a "negative" contraction in weight training.

Eccymosis — Bleeding into the surface tissue below the skin, resulting in a "black and blue" effect.

Edema — Accumulation of fluid in organs and tissues of the body; swelling.

Effusion — Accumulation of fluid, in various spaces in the body, or the knee itself. Commonly, the knee has an effusion after an injury.

Electrical Galvanic Stimulation (EGS) — An electrical therapeutic modality that sends a current to the body at select voltages and frequencies in order to stimulate pain receptors, disperse edema, or neutralize muscle spasms among other functional applications.

Electromyogram (EMG) — Test to determine nerve function.

Epicondylitis — Inflammation in the elbow due to overuse.

Ethyl Chloride — "Cold spray," a chemical coolant sprayed onto an injury site to produce a local, mild anesthesia.

Fat Percentage — The amount of body weight that is adipose, fat tissue. Fat percentages can be calculated by underwater weighing, measuring select skinfold thickness, or by analyzing electrical impedance.

Femur — Thigh bone; longest bone in the body.

Fibula — Smaller of the two bones in the lower leg; runs from knee to the ankle along the outside of the lower leg.

Flexibility — The ability of muscle to relax and yield to stretch forces.

Flexibility Exercise — General term used to describe exercise performed by a player to passively or actively elongate soft tissue without the assistance of an athletic trainer.

Fracture — Breach of continuity of a bone. Types of fractures include simple, compound, comminuted, greenstick, incomplete, impacted, longitudinal, oblique, stress, or transverse.

Gamekeeper's Thumb — Tear of the ulnar collateral ligament of the metacarpophalangeal joint of the thumb.

Glycogen — Form in which foods are stored in the body as energy.

Grade One Injury — A mild injury in which ligament, tendon, or other musculoskeletal tissue may have been stretched or contused, but not torn or otherwise disrupted.

Grade Two Injury — A moderate injury when musculoskeletal tissue has been partially, but not totally, torn which causes appreciable limitation in function of the injured tissue.

Grade Three Injury — A severe injury in which tissue has been significantly, and in some cases totally, torn or otherwise disrupted causing a virtual total loss of function.

Hamstring — Category of muscle that runs from the buttocks to the knee along the back of the thigh. It functions to flex the knee, and is oft times injured as a result of improper conditioning or lack of muscle flexibility.

Heat Cramps — Painful muscle spasms of the arms or legs caused by excessive body heat and depletion of fluids and electrolytes.

Heat Exhaustion — Mild form of shock due to dehydration because of excessive sweating when exposed to heat and humidity.

Heat Stroke — Condition of rapidly rising internal body temperature that overwhelms the body's mechanisms for release of heat and could result in death if not cared for appropriately.

Heel Cup — Orthotic device that is inserted into the shoe and worn under the heel to give support to the Achilles tendon and help absorb impacts at the heel.

Hematoma — Tumor-like mass produced by an accumulation of coagulated blood in a cavity.

Hot Pack — Chemical pack that rests in water, approximately 160 degrees, and retains its heat for 15-20 minutes when placed in a towel for general therapeutic application.

Humerus — Bone of the upper arm that runs from the shoulder to the elbow.

Hydrotherapy — Treatment using water.

Hyperextension — Extreme extension of a limb or body part.

Iliotibial Band — A thick, wide fascial layer that runs from the iliac crest to the knee joint and is occasionally inflamed as a result of excessive running.

Inflammation — The body's natural response to injury in which the injury site might display various degrees of pain, sweating, heat, redness, and/or loss of function.

Internal Rotation — Rotation of a joint or extremity medially, to the inside.

Lesion — Wound, injury or tumor.

Ligament — Band of fibrous tissue that connects bone to bone or bone to cartilage and supports and strengthens joints.

Lumbar Vertebrae — Five vertebrae of the lower back that articulate with the sacrum to form the lumbosacral joint.

Magnetic Resonance Imaging (MRI) — Imaging procedure in which a radio frequency pulse causes certain electrical elements of the injured tissue to react to this pulse and through this process a computer display and permanent film establish a visual image. MRI does not require radiation and is very useful in the diagnosis of soft tissue, disc, and meniscus injuries.

Meniscectomy — An intra-articular surgical procedure of the knee by which all or part of the damaged meniscus is removed.

Meniscus — Crescent shaped cartilage, usually pertaining to the knee joint; also known as "cartilage." There are two menisci in the knee, medial and lateral. These work to absorb weight within the knee and provide stability.

Metacarpals — Five long bones of the hand, running from the wrist to the fingers.

Metatarsals — Five long bones of the foot, running from the ankle to the toes.

Myositis — Inflammation of a muscle.

Necrotic — Relating to death of a portion of tissue.

Neoprene — Lightweight rubber used in joint and muscle sleeves designed to provide support and/or insulation and heat retention to the area.

Neuritis — Inflammation of a nerve.

Orthotic — Any device applied to or around the body in the care of physical impairment or disability, commonly used to control foot mechanics.

Parasthesia — Sensation of numbness or tingling, indicating nerve irritation.

Patella — The kneecap. The patella functions to protect the distal end of the femur as well as increase the mechanical advantage and force generating capacities of the quadriceps muscle group.

Patella Tendinitis — Inflammation of the patella ligament; also known as "jumper's knee."

Patellofemoral Joint — Articulation of the kneecap and femur. Inflammation of this joint can occur through: 1) acute injury to the patella, 2) overuse from excessive running particularly if there is an associated knee weakness, 3) chronic wear and tear of the knee, 4) as a result of poor foot mechanics. Patellofemoral irritation can lead to chondromalacia, which in its most chronic condition, could require surgery.

Peroneal Muscles — Group of muscles of the lateral lower leg that are responsible for everting the knee. Tendons of these three muscles are vital to the stability of the ankle and foot.

Phalanx — Any bone of the fingers or toes; plural is phalanges.

Phlebitis — Inflammation of a vein.

Plica — Fold of tissue in the joint capsule and a common result of knee injury.

Posterior Cruciate Ligament (PCL) — A primary stabilizing ligament of the knee that provides significant stability and prevents displacement of the tibia backward within the knee joint. A complete tear of this ligament necessitating reconstruction could require up to 12 months of rehabilitation.

Quadriceps Muscles "Quads" — A group of four muscles of the front thigh that run from the hip and form a common tendon at the patella; they are responsible for knee extension.

Radiography — Taking of X-rays.

Radius — Forearm bone on the thumb side.

Reconstruction — Surgical rebuilding of a joint using natural, artificial or transplanted materials.

Referred Pain — Pain felt in an undamaged area of body away from the actual injury.

Retraction — The moving of tissue to expose a part or structure of the body.

Rotator Cuff — Comprised of four muscles in the shoulder area that can be irritated by overuse. The muscles are the supraspinatus (most commonly injured), infraspinatus, teres minor, and subscapularis.

Rotator Cuff Impingement Syndrome — A microtrauma or overuse injury caused by stress, and the four stages are: 1) Tendentious with temporary thickening of the bursa and rotator cuff; 2) Fiber dissociation in the tendon with permanent thickening of the bursa and scar formation; 3) A partial rotator cuff tear of less than 1 cm; and 4) A complete tear of 1 cm. or more.

Sacrum — Group of five fused vertebrae located just below the lumbar vertebrae of the low back.

Scapula — Shoulder blade.

Sciatica — Irritation of the sciatic nerve resulting in pain or tingling running down the inside of the leg.

Sciatic Nerve — Major nerve that carries impulses for muscular action and sensations between the low back and thigh and lower leg; it is the longest nerve in the body.

Shin Splint — A catch-all syndrome describing pain in the skin that is not a fracture or tumor and cannot be defined otherwise.

Sorbothane — An energy absorbing polyurethane utilized in some foot orthotics to absorb shock forces of the foot.

Spasm (Theory) — Muscle soreness induced by exercise; is the result of reduced muscle blood flow, which results in pain.

Spleen — Large, solid organ responsible for the normal production and destruction of blood cells.

Spondylitis — Inflammation of one or more vertebrae.

Spondylolisthesis — Forward displacement of one vertebrae over another below it due to a developmental defect in the vertebrae.

Spondylosis — Abnormal vertebral fixation or immobility.

Sprain — Injury resulting from a stretch or twist of the joint and causes various degrees of stretch or tear of a ligament or other soft tissue at the joint.

Sternum — The breast bone.

Steroids — Any one of a large number of hormone-like substances. See Anabolic steroids and cortical steroids.

Strain — Injury resulting from a pull or torsion to the muscle or tendon that causes various degrees of stretch or tear to the muscle or tendon tissue.

Stress Fracture — A hair-line type of break in a bone caused by overuse.

Stress X-ray — A continual X-ray taken when a portion of the body is stressed to its maximum in order to determine joint stability. This is a test utilized in some ankle injuries.

Stretching — Any therapeutic maneuver designed to elongate shortened soft tissue structures and thereby increase flexibility.

Subluxation — Partial dislocation of a joint. The term usually implies that the joint can return to its normal position without formal reduction.

Talus — The ankle bone that articulates with the tibia and fibula to form the ankle joint.

Target Heart Rate — A pre-determined pulse to be obtained during exercise when circulation is working at full efficient capacities.

Tarsals — Group of seven bones of the foot consisting of the calcaneus, talus, cuboid and three cuneiform bones.

Temporomandibular Joint (TMJ) — The articulation of the jaw and skull; considered by some to be vital in resolution of injuries throughout the body.

Tendinitis — Inflammation of the tendon and/or tendon sheath, caused by chronic overuse or sudden injury.

Tendon — Tissue that connects muscle to bone.

Tennis Elbow — General term for lateral elbow pain.

Thoracic — Group of twelve vertebrae located in the thorax and articulate with the twelve ribs.

Thoracic Outlet Compression Syndrome — A neuro-vascular disorder or the upper extremity common in throwing.

Tibia — Larger of the two bones of the lower leg and is the weight-bearing bone of the shin.

Tomograph — A special type of X-ray apparatus that demonstrates an organ or tissue at a particular depth.

Trachea — The windpipe.

Transcutaneous Electrical Nerve Stimulator (TENS) — An electrical modality that sends a mild current through pads at the injury site which stimulates the brain to release the natural analgesic, endorphin.

Transverse Process — Small lateral projection off the right side and left side of each vertebrae that functions as an attachment site for muscles and ligaments of the spine.

Trapezius — Flat triangular muscle covering the posterior surface of the neck and shoulder.

Triceps — Muscle of the back of the upper arm, primarily responsible for extending the elbow.

Ulna — Forearm bone that runs from the tip of the elbow to the little finger side of the wrist.

Ulnar Nerve — Nerve in elbow commonly irritated from excessive throwing.

Ultrasound — An electrical modality that transmits a sound wave through an applicator into the skin to the soft tissue in order to heat the local area for relaxing the injured tissue and/or disperse edema.

Valgus — Angulation outward and away from the midline of the body.

Varus — Angulation inward and toward the midline of the body.

Vasoconstriction — Decrease of local blood flow.

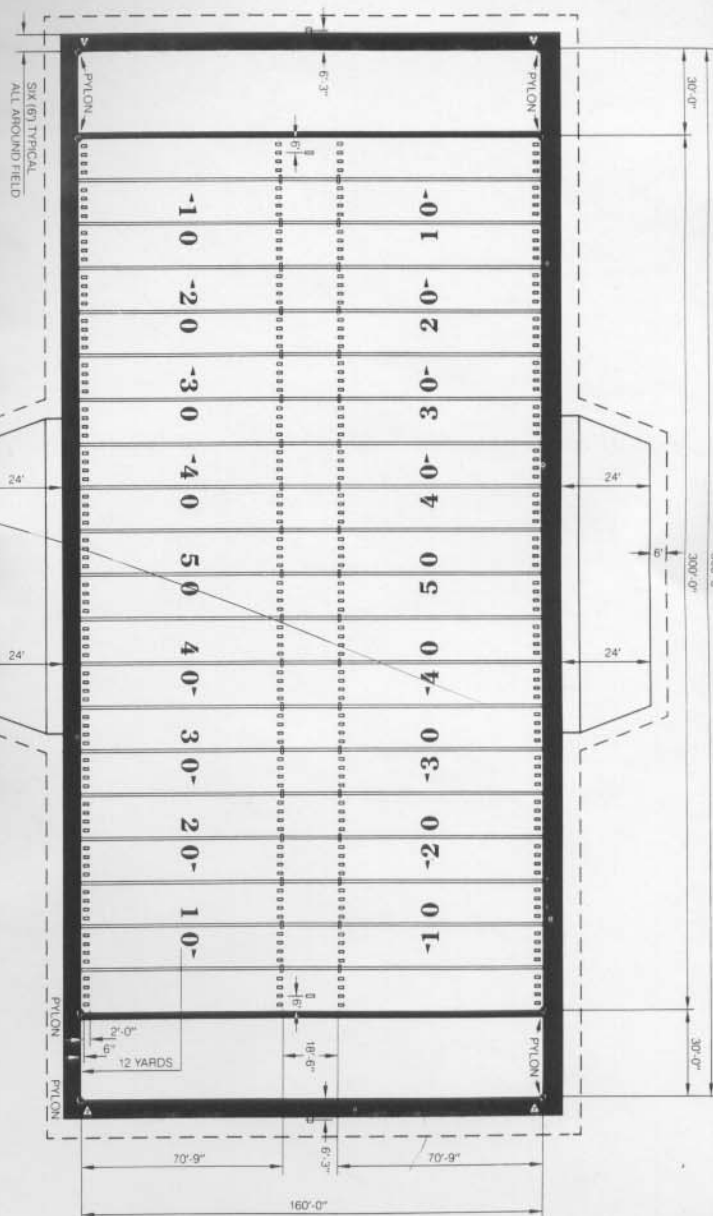
Vasodilation — Increase of local blood flow.

"Wind Knocked Out" — Syndrome describing a contraction of the abdominal nerve trunk, the solar plexus, as a result of an abdominal contusion.


Wrist — The junction between the two forearm bones (radius and ulna) and the eight wrist bones (trapezium, trapezoid, capitate, hamate, pisiform, triquetrum, lunate and scaphoid).

Zygoma — The cheekbone.

Plan of the Playing Field



NOTES



Fluids.
Minerals.
Energy.

Gatorade.
Nothing
works better.

Gatorade. For that deep down body thirst.

© 1991 S-VC Gatorade® Thirst Quencher