


BRONCOS '93



AFC CHAMPIONS
1977, 1986, 1987, 1989

Denver Broncos 1993 Media Guide

SCHEDULE - 1993

Regular Season

Sunday, Sept. 5	at N.Y. Jets	1:00 (EST) NBC
Sunday, Sept. 12	SAN DIEGO	2:00 (MST) NBC
Monday, Sept. 20	at Kansas City	8:00 (CST) ABC
Sunday, Sept. 26	BYE	
Sunday, Oct. 3	INDIANAPOLIS	2:00 (MST) NBC
Sunday, Oct. 10	at Green Bay	6:30 (CST) TNT
Monday, Oct. 18	L.A. RAIDERS	7:00 (MST) ABC
Sunday, Oct. 24	BYE	
Sunday, Oct. 31	SEATTLE	2:00 (MST) NBC
Sunday, Nov. 7	at Cleveland	1:00 (EST) NBC
Sunday, Nov. 14	MINNESOTA	2:00 (MST) CBS
Sunday, Nov. 21	PITTSBURGH	2:00 (MST) NBC
Sunday, Nov. 28	at Seattle	1:00 (PST) NBC
Sunday, Dec. 5	at San Diego	1:00 (PST) NBC
Sunday, Dec. 12	KANSAS CITY	2:00 (MST) NBC
Sunday, Dec. 18	at Chicago	11:30 (CST) NBC
Sunday, Dec. 26	TAMPA BAY	2:00 (MST) CBS
Sunday, Jan. 2	at L.A. Raiders	1:00 (PST) NBC

Preseason

Saturday, Aug. 7	at Tampa Bay	7:30 (EST) KCNC
Monday, Aug. 16	SAN FRANCISCO	6:00 (MST) ABC
Friday, Aug. 20	MIAMI	6:00 (MST) NBC
Friday, Aug. 27	at Phoenix	7:30 (PST) KCNC

*KICKOFF TIMES ARE LOCAL AT GAME SITE.

ON THE COVER

Pictured on the cover is a representation, using high contrast color distortion, of Denver Broncos quarterback John Elway. Elway, the 1992 Edge NFL Man of the Year for his community work, last year became just the 15th quarterback in history to go over the 30,000-yard mark in career passing. In his 10-year pro career Elway has engineered 31 fourth quarter, game-saving drives, the most of any quarterback in NFL history.

Index

Alumni Council	248
Artificial Turf Record	242
Attendance Marks	211
Biographies:	7
Management	11
Head Coach	13
Assistant Coaches	22
Scouting Staff	41
Veteran Players	118
Draft Choices	151
Cold Weather Games	272
Denver Broncos Youth Foundation	145
Depth Chart (Preseason)	5
Directory	245
Draft Selections, 1960-93	161
Game Summaries 1992	188
Halftime	264
Historical Highlights	243
Honors (Individual)	238
Hotels on the Road	148
How the Broncos Were Built	175
Last Time	279
Media Information	281
Medical Glossary	187
Monday Night Games	263
Most Valuable Player Awards	
National Football League	174
1992 Standings	273
Personnel	129
Player Personnel Dates	275
NFC/AFC Championship History	212
Offense and Defense Year by Year	150
One Game Superlatives, 1992	188
Overtime Games	6
Paul D. Bowlen Memorial Broncos Centre	126
Plan B Free Agents	286
Playing Field Plan	189
Playoff History	145
Pronunciation Guide	278
Radio Network	
Records	217
Individual	218
Top Performances	150
Team	210
Coaches	236
Individual vs. Broncos	
Results	177
Regular Season, 1960-92	181
Preseason, 1960-92	138
1992 Season	253
Retired Numbers	276
Ring of Fame	
Rosters:	146
Veterans	254
All-Time Broncos	209
All-Time Coaches	
Schedules:	4
Broncos 1993	133
1993 Opponents	33
NFL Regular Season	37
Postseason and Preseason	183
Series Scores vs. Opponents	277
Stadium Information	
Statistics:	139
Individual	139
Team	161
1992 Game by Game	213
Leaders Year by Year	173
Super Bowl Future Sites	211
Ticket Sales, 1960-93	250
Trades	242
Training Camp Sites, 1960-93	

BIOGRAPHIES

Atwater, Steve	42
Auer, William	126
Banks, Vernon	13
Beake, John	9
Bernstine, Rod	43
Bonner, Melvin	119
Boudreaux, Frank	126
Bowlen, Pat	7
Braxton, Tyrone	45
Brooks, Michael A.	47
Chavous, Barney	13
Coleman, Eric	48
Croel, Mike	49
Daluiso, Brad	50
Daly, Richard	126
Davidson, Jeff	51
Delpino, Robert	52
Dimry, Charles	53
Di Stefano, Scott	24
Dronett, Shane	54
Elam, Jason	119
Elway, Jack	25
Elway, John	55
Evans, Jerry	126
Fassel, Jim	14
Ferguson, Bob	22
Fletcher, Simon	65
Forte, Mo	15
Freeman, Russell	67
Frei, Jerry	26
Geater, Ron	68
Glover, Deval	126
Green, Cornell	24
Habib, Brian	69
Haliburton, Ronnie	70
Hall, Darryl	127
Hampel, Olaf	127
Harris, Bishop	15
Harry, Emile	71
Henderson, Wymon	72
Hill, Ronnie	23
Horan, Mike	73
Johnson, Chuck	75
Johnson, Reggie	76
Johnson, Vance	77
Jones, Rondell	120
Kacherski, John	80
Kartz, Keith	80
Kimbrough, Antonius	121
Kirkland, Dean	127
Kragen, Greg	81
Lang, Le-Lo	83
Lee, Charlie	25

BIOGRAPHIES, Continued

Levra, John	16
Lewis, Greg	84
Lucas, Tim	85
Maddox, Tommy	86
Maggs, Don	88
Marshall, Arthur	89
Mecklenburg, Karl	90
Meeks, Bob	93
Milburn, Glyn	121
Mills, Jeff	94
Moore, Shawn	95
Noonan, Danny	96
Oliver, Muhammad	97
Oshodin, Willie	127
Perez, Michael	128
Phillips, Wade	11
Pollack, Frank	98
Primus, Greg	128
Reynolds, Al	16
Richardson, Harold	17
Rivers, Reggie	98
Robinson, Frank	100
Robinson, Jeff	123
Rouen, Tom	128
Russell, Derek	101
Sewell, Steve	102
Sharpe, Shannon	104
Sims, Travis	128
Smith, Dennis	106
Smith, Jeff	23
Smith, Richard	17
Stablein, Brian	123
Stautner, Ernie	18
Steckel, Les	18
Sullins, John	109
Sundquist, Ted	26
Taylor, Kitrick	109
Tillman, Cedric	110
Treadwell, David	111
Walker, Kenny	113
Waters, Charlie	19
Widell, Dave	114
Widell, Doug	115
Williams, Clarence	124
Williams, Dan	124
Williams, Kevin	125
Wingo, Matt	128
Wyman, David	116
Young, John Paul	19

SCHEDULE – 1993

Regular Season

Sunday, Sept. 5	at New York Jets	1:00 (EDT) NBC
Sunday, Sept. 12	SAN DIEGO	2:00 (MDT) NBC
Monday, Sept. 20	at Kansas City	8:00 (CDT) ABC
Sunday, Sept. 26	BYE	
Sunday, Oct. 3	INDIANAPOLIS	2:00 (MDT) NBC
Sunday, Oct. 10	at Green Bay	6:30 (CDT) TNT
Monday, Oct. 18	LOS ANGELES RAIDERS	7:00 (MDT) ABC
Sunday, Oct. 24	BYE	
Sunday, Oct. 31	SEATTLE	2:00 (MST) NBC
Sunday, Nov. 7	at Cleveland	1:00 (EST) NBC
Sunday, Nov. 14	MINNESOTA	2:00 (MST) CBS
Sunday, Nov. 21	PITTSBURGH	2:00 (MST) NBC
Sunday, Nov. 28	at Seattle	1:00 (PST) NBC
Sunday, Dec. 5	at San Diego	1:00 (PST) NBC
Sunday, Dec. 12	KANSAS CITY	2:00 (MST) NBC
Saturday, Dec. 18	at Chicago	11:30 (CST) NBC
Sunday, Dec. 26	TAMPA BAY	2:00 (MST) CBS
Sunday, Jan. 2	at Los Angeles Raiders	1:00 (PST) NBC

Preseason

Saturday, Aug. 7	at Tampa Bay	7:30 (EDT)	KCNC
Monday, Aug. 16	SAN FRANCISCO	6:00 (MDT)	ABC
Friday, Aug. 20	MIAMI	6:00 (MDT)	NBC
Friday, Aug. 27	at Phoenix	7:30 (MST)	KCNC

ALL KICKOFF TIMES ARE LOCAL AT GAME SITE.

The Denver Broncos

Executive Offices

13655 Broncos Parkway
Englewood, Colorado 80112
Telephone: (303) 649-9000
FAX: (303) 649-9355 (P.R.)
(303) 649-9354 (General)

Ticket Office

Denver Mile High Stadium
1900 Eliot Street
Denver, Colorado 80204
Telephone: (303) 433-7466

Training Camp

Lawrenson Hall
University of Northern Colorado
Greeley, Colorado 80639

BRONCOS DIRECTORY

MANAGEMENT

President and Chief Executive Officer	Pat Bowlen
Board of Directors	Pat Bowlen, Chairman Bill Bowlen, John Bowlen, Bill Britton, Jeff Harman, Fred Hemmings, John Jagger

COACHING STAFF

Head Coach	Wade Phillips
Strength/Conditioning	Vernon Banks
Assistant Strength/Conditioning, Assistant	
Defensive Line	Barney Chavous
Offensive Coordinator/Quarterbacks	Jim Fassel
Wide Receivers	Mo Forte
Running Backs	Bishop Harris
Offensive Line	John Levra
Assistant Defensive Backs/Quality Control	Al Reynolds
Special Assistant to Head Coach/Offense	Harold Richardson
Special Teams/Linebackers	Richard Smith
Defensive Line	Ernie Stautner
Tight Ends	Les Steckel
Defensive Coordinator/Defensive Backs	Charlie Waters
Linebackers	John Paul Young

ADMINISTRATIVE STAFF

General Manager	John Beake
Treasurer and Chief Financial Officer	Robert M. Hurley
Special Assistant to the President	Bob Hampe
Director of Media Relations	Jim Saccamano
Director of Ticket and Stadium Operations	Gail Stuckey
Assistant to the General Manager/	
Community Relations	Fred Fleming
Director of Player Relations/Alumni Coordinator	Billy Thompson
Controller	Alex Rohr
Director of Operations	Bill Harpole
Director of Information Systems	Gary Kalika
Operator/Programmer for Information Systems	Dave Daubers

SCOUTING STAFF

Director of Football Operations/Player Personnel	Bob Ferguson
Assistant Director of Player Personnel	Ronnie Hill
Director of College Scouting	Jeff Smith
College Scouts	Scott DiStefano, Cornell Green, Charlie Lee
Pro Scouting	Jack Elway, Jerry Frei
Player Personnel Assistant	Ted Sundquist
Player Personnel Secretary	Pam Hynes
Football Operations Secretary	Jill Orr

SUPPORT STAFF

Director of Video Operations	Kent Erickson
Video Operations Assistant	Gary McCune
Equipment Manager	Doug West
Assistant Equipment Manager	Ronnie Bill
Groundskeeper	Ross Kurcab
Grounds Assistant	Jeff Henke
Facilities Assistant	Jim Rinker

MEDICAL STAFF

Head Athletic Trainer	Steve Antonopoulos
Assistant Trainer	James Collins
Team Physicians	Dr. James P. McElhinney, Dr. Roger Greenberg Dr. Arthur Ziporin

OFFICE STAFF

Executive Assistant to the President	Yolanda Saltus
Secretary to Head Coach	Cindi Lowe
Secretary to General Manager	Kristi Nichols
Assistant Coaches Secretary/Video Department	Dixie Greer
Media Relations Assistants	Jeffrey Howard, Pamela Krotchko
Accounting	Liz Gillette
Accounting	Beverly J. Havens
Accounting	Sheila Thomas
Secretary to the Treasurer and Chief Financial Officer	Sherry Zoltay
Secretary to Director of Operations	Karen Anderson
Administrative Secretary	Cheryl Persinger
Receptionist	Maeve M. Drake
Assistant Ticket Director	Larry Alstatt
Ticket Assistants	Bertie Mark, Susan Vaughn

THE PAUL D. BOWLEN MEMORIAL BRONCOS CENTRE

On March 5, 1990 the Denver Broncos moved into the Paul D. Bowlen Memorial Broncos Centre, the new, state-of-the-art headquarters for the National Football League team. The complex is named for the Bronco owner's late father and is the culmination of Pat Bowlen's desire to maximize a positive working environment for his team, which was the only American Football Conference club to appear in the three Super Bowls during the 1980's.

The training facility is situated on 13.5 acres in the rapidly expanding Dove Valley Business Park in south Arapahoe County, and it includes an administrative building, two full-size practice fields, and a smaller workout field.

The Bowlen Broncos Centre is a two-story building totaling 59,000 square feet, well over twice the size of the team's previous facility. The ground floor houses the main entry, visitors area and trophy display area, and media room, in addition to the play related facilities, which encompass the locker room, meeting rooms, training area, weight room, equipment room, and video department.

It is on the second level, which is accessible through two stairways adjacent to the lobby area, that most of the administrative offices are located. These include the offices for Pat Bowlen, Wade Phillips, and John Beake, as well as those of all assistant coaches and football operations personnel. The second floor is divided into one wing for administrative offices and another for coaches and meeting rooms. The Broncos' extensive computer operation also is located on the second floor.

There is ample practice space now available for use by the Broncos, as both practice fields are 100 yards and one of them has a unique design system which includes underground wiring that prevents the turf from freezing and thus allows the Broncos to practice year round on unfrozen natural grass. The complex also includes a smaller, 50-yard workout field and the Broncos' indoor "bubble," which houses a 70-yard artificial turf field.

The expansive weight room and training room are among the largest in the entire league, and the Bowlen Centre also includes a separate building which houses two racquetball courts for training and leisure use by players and staff members.



PRESIDENT AND CHIEF EXECUTIVE OFFICER

PAT BOWLEN President and Chief Executive Officer



The 1993 season is the dawn of a new era both for the Denver Broncos and the National Football League, and Broncos' owner Pat Bowlen has played an integral role in both, having selected a new head coach in Wade Phillips and playing a pivotal role in the creation of the new collective bargaining agreement that has changed the face of professional football.

Bowlen's choice of Phillips immediately proved to be extremely popular, and the Broncos' dynamic chief executive followed that up by quickly becoming a major player in the league's new free agency. Under Bowlen's leadership Denver was very aggressive in the marketplace, signing running backs Rod Bernstine and Robert Delpino, and offensive linemen Don Maggs and Brian Habib. In addition, Bowlen signed superstar quarterback John Elway to a new four-year contract that places the Hall of Fame-quality signalcaller at the pinnacle of the NFL's salary structure.

Bowlen made all these moves with one goal in mind - to aggressively position the Broncos for yet another run at a Super Bowl championship for the Mile High City.

Entering his 10th season as the President and Chief Executive Officer of the Broncos, Bowlen presides over a franchise that by any standard has been one of the National Football League's most successful in this time frame. He has watched the Broncos play 12 postseason games in nine years of ownership, with all regular and postseason games sold out at Mile High Stadium.

While the Broncos had a disappointing 8-8 record last year, in 1991 they had the greatest turnaround in team history, finishing with a 12-4 record that included the American Football Conference Western Division title and the fourth AFC Championship Game appearance of Bowlen's vibrant ownership.

Having missed the Super Bowl by just four points as recently as 1991 and making several bold personnel moves this offseason, Bowlen's focus for the coming year is to once again put his team in line to contend for the AFC Championship that it won in 1986, 1987, and 1989. Denver was the only AFC franchise to make three Super Bowl appearances in the 1980's and without question Pat Bowlen provides the organizational thrust that has served as the catalyst to the Broncos' outstanding record.

Bowlen's Broncos represented the AFC in Super Bowls XXI (Pasadena), XXII (San Diego), and XXIV (New Orleans). In addition, Denver has had just one losing campaign during the past nine years, that being the very disappointing 5-11 season in 1990.

No one sets higher standards for the Broncos than Pat Bowlen himself, whose unchanging goal is to have his franchise annually regarded among the finest in pro football, with victory being the measuring stick for that success. Thus, the goal of Denver's dynamic and energetic chief executive remains firmly set on capturing the world championship that so far has eluded the Mile High City.

The Broncos once again will pursue a championship season from their new headquarters, the Paul D. Bowlen Memorial Broncos Centre, a 59,000-square-foot state-of-the-art office and training complex in Arapahoe County's Dove Valley location. The move into this

new facility, which came on March 5, 1990, accomplished one of Bowlen's significant goals, that being to upgrade the Broncos' working facility and in so doing solidify the foundation for continued success.

Bowlen's nine years of ownership have resulted in the best home record (57-15) in the AFC. Bowlen finished second in *The Sporting News* 1987 Executive of the Year balloting.

A member of the National Football League owners' Finance, Broadcasting, and Management Council Executive Committees, he presides over a franchise that has won four division crowns and, has had regular season win totals of 13, 11, 11, 10, 11, and 12. In fact, six of the seven finest campaigns in team history have come during the Bowlen regime.

Pat Bowlen was introduced as the majority owner of the Denver Broncos on March 23, 1984, and that announcement triggered a new era in franchise history, one which has coupled success on the playing field with enthusiasm for an even brighter future.

He immediately put his own mark on the Broncos, establishing a solid administration and creating a positive atmosphere that was a major factor in the team's success both on and off the field.

The team responded with a 13-3 record and the American Football Conference Western Division championship in 1984, following that up with an 11-5 record that just barely kept the Broncos out of the playoffs in 1985.

Meanwhile, Bowlen has seen the Broncos' consecutive home game sellout streak stretch to 180 straight regular and postseason non-strike games through the end of the 1992 campaign, as Denver led the entire National Football League in actual in-stadium attendance over that nine-year period. The Broncos have drawn over 5.1 million fans to Mile High Stadium from 1984-92, tops in the NFL.

Having established a solid foundation, Bowlen took a dramatic step toward the future during 1986 with the construction of 60 luxury Penthouse Suites atop the west side of Mile High Stadium.

Bowlen and the Bowlen family acquired 100% ownership of the Broncos in July of 1985. He is active in day to day operations of the football club.

Born in Prairie du Chien, Wis., he attended high school there and went on to the University of Oklahoma, where he earned degrees in both business (1965) and law (1968).

Bowlen has served as the Honorary Chairman of the Colorado Relay Classic to benefit St. Joseph's Hospital (1985-92), the Colorado Special Olympics (1986-92), and the 1989 Centennial Scholarship rally at the University of Northern Colorado in Greeley. Along with being honorary chairman of the Special Olympics, he is this year's Outstanding Celebrity. He was also Co-Chairman of the Rose Medical Center Critical Care Campaign from 1986-89.

In addition, Bowlen was elected to the University of Denver Board of Trustees in 1987, and is active on several committees including Trustee Affairs and Buildings and Grounds, and has served on the Institutional Advancement Committee and Institutional Advancement/University Relations subcommittee. He was also named to the Colorado Academy Board of Trustees in 1991.

He is a member of the Board of Directors of the Denver Broncos Youth Foundation, and was the 1992 honoree at the American Ireland Fund dinner.

He also serves on the Board of Trustees of the Hawaii Maritime Center. Bowlen has real estate and natural resource holdings in Alberta, as well as real estate holdings in Colorado, Arizona, and California.

Bowlen also is Chairman of the Board and Director of Hambledon Estates Limited, and Northern Development Company Limited of Edmonton.

An outstanding athlete in his own right, he has competed in the Ironman Triathlon - an event in which one must swim 2.4 miles, ride 112 miles on a bicycle, and run 26.2 miles, all consecutively - as well as in other triathlon races and several marathons.

Bowlen is a member of several clubs and societies, including the Young President's Organization, the Canadian and Edmonton Bar Associations, and the Law Society of Alberta.

GENERAL MANAGER

JOHN BEAKE General Manager

The Denver Broncos have enjoyed a long-standing reputation as one of the National Football League's most successful franchises both on and off the field, and a key factor in that success has been the contribution of General Manager John Beake, who has a pivotal role in developing and maintaining front office stability as one of the team's strengths.

A member of four Super Bowl teams during his pro football career, John Beake worked closely with team President Pat Bowlen and Head Coach Wade Phillips this offseason in assembling the organization that represents the Broncos and the Mile High City.

Denver was one of the most active teams in the NFL's new free agency marketplace, signing four players in Denver's drive for championship contention once again.

Well into his third decade in pro football, John Beake enters the 1993 campaign in his 15th year with the Denver Broncos and his ninth season as the National Football League club's General Manager. Overall, this marks John's 25th season in professional football as either coach or administrator, as the Broncos couple success on the playing field with their 24th consecutive sellout campaign at Mile High Stadium. Beake has perhaps the broadest range of experience of any NFL general manager, the only one in the NFL who has coached championship teams on the pro, college, and high school levels, as well as having served in a wide range of administrative roles.

As General Manager, he is responsible for all day-to-day operations of club administration, with special concentration in the area of player contract negotiations, an area in which he has considerable experience. He also personally directs the Broncos' contractual relationships with the City of Denver, local radio, and television entities.

John Beake's prominence in the Broncos' hierarchy is paralleled by continuing respect within the National Football League. Active in the NFL's international development, his involvement is one of the keys to the Broncos being among just four teams (along with Miami, San Francisco, and the Los Angeles Rams) to have been selected for American Bowl games in London, Tokyo, and Berlin, not to mention the integral role he played in Denver being the only American Football Conference club to win three conference crowns and thus make three Super Bowl appearances (XXI, XXII, and XXIV) in the 1980's.

In 1991 John was named to the Board of Directors of the World League of American Football. As a key member of the Board of Directors for the World League, he spent a considerable portion of that offseason lending administrative guidance to the WL offices in New York and Dallas. John was instrumental in determining the methodology by which 101 NFL players were provided to the WL for its 1992 campaign. Along with his commitment to the World League, John serves as chairman of the NFL International Working Group, which is primarily comprised of other NFL general managers and player personnel directors. He is also a member of the NFL College and Pro Relations Committee.

One of his most visible recent Bronco accomplishments has been to provide a key leadership role in the construction of and move into the team's new training facility, the Paul D. Bowlen Memorial Broncos



Centre, a 59,000-square foot state-of-the-art complex in Arapahoe County. This project, several years in the planning stages, was the fulfillment of one of John's key goals as the Broncos general manager.

John continuously works with the City of Denver on issues concerning the lease, capital improvements, and fan comfort. Some of the completed improvements at Mile High Stadium include the renovation of the Stadium's press box and the new theatre-styled seats throughout the Stadium. These projects represent the general manager's desire to continually improve the game-day experience at Mile High Stadium.

In addition to contract involvement, one of John's prime areas of interest is working closely with city and state representatives on a variety of community concerns. For the past five years, John has served as the chairman of the Red Ribbon Campaign, a strong educational anti-drug, chemical and substance abuse association that works in conjunction with the Colorado Federation of Parents. He is also a member of the Presbyterian/St. Luke's Healthcare Systems Board of Directors.

An avid skier, he is very active with the National Sports Center for the Disabled, which is funded by the Winter Park Ski Resort and the Broncos Challenge. John is an annual participant in the Winter Park Pro-Am race to benefit the handicapped skiers program in Colorado.

As part of the continuing plan to broaden the team's community role and strengthen a family spirit within the club, he annually schedules events which include the involvement of the Performing Arts Center, the Colorado Ballet, and Opera Colorado.

John was Assistant General Manager in 1984 and was the Broncos' Director of Football operations the previous year, so his position at the helm of the club's administration is the culmination of a steady rise within the organization.

He joined the Broncos in 1979 as the Director of Pro Personnel and became Director of Player Personnel in 1981, having concentrated on the coaching aspects of the game prior to coming to Denver.

As assistant coach for the Kansas City Chiefs from 1968 through 1974, John was the offensive backfield coach for the Chiefs when they defeated the Minnesota Vikings to win Super Bowl IV in New Orleans. He also coached the running backs at New Orleans in 1976. On the college level, he coached at Penn State in 1961-62 and was the offensive coordinator at Colorado State University in 1975.

Upon receiving his master's degree from Penn State in 1962, John coached for six years at the high school level, where his teams lost just four games. He has a bachelor's degree from Trenton State College in New Jersey, in addition to his graduate degree from Penn State.

John and his wife, Marcia, have three children, Jerilyn, Chip, and Chris.

HEAD COACH

WADE PHILLIPS Head Coach

A new era in Denver Broncos history began on January 25, 1993, when Wade Phillips became the 10th head coach in team annals.

Phillips, 45, signed a three-year contract in moving into the head coaching slot from his previous position as defensive coordinator, a role he filled very successfully from 1989-92.

The popular new head coach wasted no time in putting his stamp on the Broncos, quickly putting together a coaching staff that includes seven members who have previously been head coaches in college or pro football.

Phillips also played a pivotal role in several key roster moves, including the acquisition of running backs Rod Bernstine and Robert Delpino and offensive linemen Don Maggs and Brian Habib under the National Football League's new free agency system.

Under Phillips' leadership as defensive coordinator the defense led the American Football Conference in fewest points allowed in two of the past four seasons (1989 and 1991), and the 1991 12-4 Denver team was paced by a defensive unit that led the AFC in 12 different categories. Among the categories in which the Broncos led the AFC were fewest points (235), fewest TDs (20), fewest rushing TDs (eight), fewest passing TDs (12), most sacks (52), most interceptions (23), fewest passing yards (2,755), and lowest third down conversion percentage (31.1%).

In 1989 he was the mastermind of a defense that led the NFL in fewest points allowed (226) and allowed the fewest rushing yards in the AFC (1,580). His new-look defense that year ranked second in the conference in both quarterback sacks (47) and takeaways (43), and allowed a total yardage figure (4,407) that was second best in the AFC and third in the NFL.

In addition to his role as defensive coordinator, Phillips assumed the capacity of interim head coach during the 1990 preseason period, posting a win over Indianapolis while in that position.

Going into his fifth overall season with the Broncos, Phillips came here from Philadelphia, where he was the defensive coordinator and linebackers coach for the Eagles from 1986-88. Under Phillips in 1988 the Eagles were second in the NFL in turnovers (44) and second in interceptions (32) as they won their first division title since 1980.

He served as defensive coordinator at New Orleans from 1981-85 and was the interim head coach for the final four games of the 1985 season (1-3 record). During his tenure at New Orleans the Saints led the NFC in defense in 1983 and led the NFL in pass defense in 1983 and 1984. Overall, the Saints finished among the top five in the NFL defensively in three of his five seasons.

Prior to joining the Saints, Phillips spent five seasons at Houston, coaching the linebackers (1976) and defensive line (1977-80). The Oilers made three playoff appearances during that period.

Phillips began his coaching career at his alma mater, the University of Houston, in 1969 and then coached at Orange (Texas) High School for three years before moving to Oklahoma State (1973-74) and Kansas (1975).

The son of former NFL coach Bum Phillips, Wade was born in Orange, Texas (6/21/47) and attended Portes Neches-Groves High



School. He went on to be a three-year starter at linebacker at Houston under head coach Bill Yeoman.

An extremely civic-minded and popular individual, he has concluded his third year as Honorary Chairman of the Provenant Health Partners' Sack'Em project, a charity fund raiser for Flight for Life.

Wade and his wife Laurie have two children, Tracy, 20 and Wesley, 14.



ASSISTANT COACHES

VERNON BANKS

Strength and Conditioning

Vernon Banks is in his first season as the Broncos' strength and conditioning coach, having come to Denver from the University of Wyoming, where he headed the Cowboys' strength and conditioning program in 1992.

Banks, 36, previously was the assistant strength coach on the college level at Colorado (1990-91), Stanford (1987-90), Wyoming (1986-87), and Houston (1985-86).

A 1981 graduate of Texas A&M in parks and recreation management, Banks played cornerback for the Aggies after transferring from Blinn (Texas) Junior College. Banks completed all his course work toward a master's degree in exercise science at the University of Houston in 1986.

A native of Alvin, Texas (5/24/56), Banks lettered in football and track at John Foster Dulles High School in Stafford, Texas. He is a three-time state champion powerlifter, winning titles in Wyoming (1987) and California (1989 and 1990).

Vern and his wife Mary reside in Aurora.



BARNEY CHAVOUS

Defensive Line Assistant/ Strength and Conditioning Assistant

Barney Chavous is in his fifth season with Denver, assisting Ernie Stautner with the defensive line and Vernon Banks with the strength and conditioning program. He was a coaching intern in 1988, working in the same areas.

Chavous, 40, was a defensive end with Denver from 1973-85 and is second in team history with 72 quarterback sacks.

He was the Broncos' second-round draft choice in 1973 and is one of only four people to play in 13 or more seasons with Denver.

Chavous was all-conference and defensive most valuable player at South Carolina State, where he was a three-year starter.

A native of Aiken, S.C. (3/22/51), Barney and his wife Odessa have four children, sons Shedric and Barney Amon, and daughters Jasmine and Nikeya Monique.



JIM FASSEL

Offensive Coordinator/Quarterbacks

Jim Fassel is in his first year as the Denver Broncos' offensive coordinator and quarterbacks coach after having been with the New York Giants for two years, as quarterbacks coach in 1991 and offensive coordinator in 1992.

For Fassel, 43, his arrival in Denver marks a reunion with Broncos' quarterback John Elway, as Denver's new offensive coordinator recruited Elway to Stanford University and was his coach for Elway's entire college career.

Prior to joining the Giants Fassel (pronounced FAHS-el) was the head coach at the University of Utah from 1985-89.

A former collegiate and NFL quarterback himself, Fassel began his coaching career in 1973 as an assistant at Fullerton Junior College, then became a player-coach in the World Football League with Hawaii. He then moved on to Utah as quarterbacks-receivers coach in 1976, then spent two seasons (1977-78) as offensive coordinator at Weber State.

Fassel coached at Stanford for five seasons (1979-83), including his last four as offensive coordinator, then was named offensive coordinator for the Portland Breakers in the USFL in 1984 before being named head coach at Utah in 1985.

He actually has coached three Broncos quarterbacks, including Elway at Stanford, former Bronco Steve DeBerg at Fullerton JC, and ex-Bronco Norris Weese with the WFL's Hawaii Hawaiians. Other NFL quarterbacks coached by Fassel on the college level include Turk Schonert at Stanford and Scott Mitchell at Utah.

A native of Anaheim, California (8/31/49), Fassel was a standout quarterback at Anaheim High School before going to Fullerton JC, where he quarterbacked that club to a 25-1 record over two seasons, winning the national junior college title in 1967. Fassel then went on to play at the University of Southern California prior to concluding his college playing career at Long Beach State in 1971, where he led the 49ers to the PCAA championship, ultimately being drafted by the Chicago Bears in 1972.

He also was with the Houston Oilers and San Diego Chargers before ending his playing career.

Jim and his wife Kathryn have four children, John, 19, Brian, 17, Jana, 14, and Mike, 12. Jim is an avid golfer and tennis player.



MAURICE (MO) FORTE

Wide Receivers

Mo Forte is in his sixth season with the Denver Broncos and his first coaching the wide receivers, as he coached the club's running backs during his first five National Football League campaigns. Forte came to Denver from North Carolina A & T State University, where he was head coach from 1982-87. Forte led the Aggies to a 9-3 record and the Mid-Eastern Athletic Conference championship in the 1986 campaign.

Forte, 46, had been an assistant coach for 12 years at major college programs prior to going to North Carolina A & T. His previous coaching career included stints at Arizona State (1980-81), Michigan State (1978-79), Duke (1976-77), and Minnesota (1970-75).

With Forte coaching the Broncos' running backs, Denver was one of just 12 teams ever to have three straight 1,000 yard seasons produced by two different backs (Bobby Humphrey and Gaston Green).

The 1978 Michigan State team won the Big 10 title and the 1981 Arizona State club established a number of Pac-10 records.

While at Michigan State he coached two-sport star Kirk Gibson (1978) and in 1980 three of his Sun Devil players (John Mistler, Melvin Hoover, and Ron Washington) were drafted by NFL teams.

A native of Hannibal, Missouri (3/1/47), Forte was a starting running back at the University of Minnesota, from which he graduated with a bachelor's degree in education in 1971.

Mo has a daughter, Dawn.



BISHOP HARRIS

Running Backs

Bishop Harris is in his first season with the Broncos as running backs coach in 1993, coming to the Mile High City from North Carolina Central, where he was the head coach for the past two seasons.

Although this is his first year on the Denver staff, Harris is familiar with the Broncos organization, having spent two summer training camps (1989-90) in Greeley working with the coaching staff.

Harris, 51, was on the staff at the University of Minnesota from 1986-90, coaching the outside linebackers in his first two years with the Golden Gophers before becoming assistant head coach and running backs coach for the latter three campaigns.

An all-conference defensive back at North Carolina Central, Harris began his coaching career on the junior and senior high school levels from 1963-71. In addition to his bachelor's degree from North Carolina Central, Harris earned a master's degree in education, with an emphasis on supervision and administration, from Duke University in 1972.

He coached at Duke from 1972-75 and after leaving the Blue Devils was head coach at Broughton High School in Raleigh, N.C. in 1976.

Harris coached linebackers on the collegiate level for the next nine seasons, at North Carolina State (1977-79), Louisiana State (1980-83), and Notre Dame (1984-85), moving on to Minnesota the following year.

A native of Phoenix City, Alabama (11/23/41), Bishop and his wife Margareta have three children, daughter Angela and sons Dennis and Gregory.



JOHN LEVRA

Offensive Line

John Levra is in his first season as the Broncos' offensive line, coming to Denver from Chicago, where he coached the Bears' defensive line for the past seven years.

Levra, 55, is a coaching veteran of both sides of the line of scrimmage who is coming into his 13th season in the NFL. Levra was in Chicago from 1986-92, after serving five years as offensive backfield coach for the New Orleans Saints (1981-85). He was the offensive coordinator for the Saints in 1985 during Wade Phillips' four-game tenure as head coach.

Following a playing career at linebacker for Pittsburg (Kansas) State, Levra coached at Kansas high schools for seven years (1959-65). His first college job was at New Mexico Highlands, where he was an assistant (1966) and later head coach (1967-70), posting a 35-4-1 record.

Levra moved to Stephen F. Austin State University as head coach and athletic director (1971-74), where his teams were 18-5 in his final two seasons and made the only bowl appearance in school history.

He became offensive coordinator at the University of Kansas (1975-78) and North Texas State (1979) before entering the pro ranks as defensive line coach for the British Columbia Lions in 1980.

A native of Arma, Kansas (10/2/37), John and his wife Rosie have two children, Gina and Craig.



ALVIN REYNOLDS

Assistant Defensive Backs/ Quality Control

Alvin Reynolds is in his first year as a defensive assistant for the Broncos, concentrating on the defensive backfield in his coaching duties in addition to performing quality control assignments for the NFL club.

Reynolds, 33, came to the Broncos from Indiana State University, where he was on the coaching staff for 10 years (1983-92), the last three as assistant head coach and recruiting coordinator in addition to being secondary coach for the Sycamores.

A four-year strong safety who received Heisman Trophy mention as a senior at Indiana State, Reynolds followed his playing career by serving one year as a graduate assistant at ISU, being elevated to a full-time coaching position the following year.

In addition to his role as assistant head coach and recruiting coordinator, Reynolds had various other off-the-field administrative roles, including working with the ISU athletic academic coordinator.

Reynolds was president of the ISU University Club and the Charles T. Hyde University Center, and his group involvements included the Indiana Democratic state convention, the Indiana State employee search committee, the President's Commission on Ethnic Diversity, Indiana Black Expo, and the Minority Student Retention Programs Committee.

A native of New Orleans (6/24/59), he has a bachelor's degree in business management and a master's degree in political science from Indiana State.

Reynolds has one son, Alvin, Jr., age eight.



HAROLD RICHARDSON

Special Assistant to the Head Coach/Offense

Harold Richardson is in his fifth year on the Broncos staff and his first in the capacity of offensive assistant, a role which primarily involves quality control and administrative assistance in the area of player personnel. Richardson joined the Broncos as the special teams coach in 1989 and coached that unit for four seasons, also coaching the team's tight ends in the last two seasons.

Richardson, 48, came to the Broncos from Colorado State University, where he was defensive coordinator in 1987 and 1988. Prior to that he served as receivers and special teams coach with the NFL New Orleans Saints (1981-85).

Working on the collegiate level (1972-80), Richardson coached at North Texas State, Texas Christian, Oklahoma State, and Southern Methodist, where he began his coaching career as a graduate assistant in 1971.

A native of Houston, Tex. (9/27/44), Richardson earned a bachelor's degree in finance from Southern Methodist in 1968.

Harold and his wife Ramona have a son, Blake Lee.



RICHARD SMITH

Special Teams/Linebackers

Richard Smith is in his first season as the Broncos' special teams' coach and also is assisting in coaching the linebackers, coming to Denver after five seasons coaching the special teams for the Houston Oilers, last year assisting with the offensive line as well.

In 1990-91 Smith also had assisted in coaching the linebackers, and he had coached the team's tight ends in 1988-89, prior to the 1990 introduction of the run-and-shoot offense in Houston.

His trademark as special teams coach at Houston was producing units noted for hustle, desire, and hard-hitting play. That unit, which helped pace the Oilers into the playoffs all five years, blocked 18 punts from 1988-92, including one against the Broncos last year. They tied the then-NFL record for blocked punts in a season with five in 1988, then followed up with four more in 1989, plus four blocked kicks each in 1990 and 1991.

The Oilers in 1992 led the entire NFL both in kickoff coverage with a 15.7 mark and in gross punting average with a 46.9 figure. They ranked in the NFL's top four in net punting average in 1990 and 1991, and were in the top six in punt return and kickoff return defense.

Smith went to Houston from the University of Arizona, where he coached special teams in 1987, and he was the special teams/outside linebackers coach for Joe Kapp at California from 1984-86. He was the defensive line coach at Fullerton State from 1981-83, helping the Titans win the PCAA title in 1983. He began his coaching career as the offensive line coach at Rio Hondo (California) College from 1979-80.

A native of Los Angeles (10/17/55), Smith received his bachelor's degree from Fresno State. He was an offensive lineman at Rio Hondo before transferring to Fresno State in 1976, with the Bulldogs winning the PCAA title in 1977.

Richard and his wife Patti have four children, daughters Morgan, age 12, Aimee, four, Whitney, two, and son Travis, seven.



ERNE STAUTNER

Defensive Line

Pro Football Hall of Famer Ernie Stautner is in his third year as the Broncos' defensive line coach in 1992.

Stautner, 68, served as the Dallas Cowboys' defensive line coach from 1966-88, and he was that club's defensive coordinator from his third season on (1968-88).

Under the direction of Stautner, the Cowboys consistently fielded excellent defenses and produced a number of Pro Bowl stars in the defensive line. The Cowboys' famed "Doomsday Defense" began to emerge shortly after Stautner's arrival as defensive line coach in 1966.

Most recently, he was the head coach of the Dallas Texans in the Arena Football League in 1990, being named Coach of the Year in leading his club to the Arena Bowl championship game.

He began his coaching career as a player-coach for the Steelers in 1963, became a full-time coach there in 1964, and was on the Washington Redskins' staff in 1965.

Stautner was an All-NFL defensive end and tackle with the Pittsburgh Steelers, where he played for 15 years (1950-64). A veteran of nine Pro Bowls, he was elected to the Pro Football Hall of Fame in 1969, his first year of eligibility. In 1982 he was voted to the Steelers' 50th anniversary team.

Born in Cham, Bavaria (4/20/25), Stautner grew up in Albany, N.Y. Following the World War II Marine Corps hitch (1943-46), he enrolled at Boston College and developed into a two-way star lineman.

Ernie has three children, Joe, Terri, and Carol.



LES STECKEL

Tight Ends

Les Steckel is in his first season coaching the Broncos' tight ends and H-backs, joining the National Football League team after a two-year stint as the offensive coordinator at the University of Colorado.

Steckel, 46, began his coaching career at Colorado, first as a graduate assistant with the defense in 1972 and then coaching the tight ends and receivers from 1973-76.

He was the offensive line coach at Navy in 1977 and moved into the pro ranks the following year, joining the San Francisco 49ers as their receivers coach.

Steckel was with the Minnesota Vikings from 1979-84, serving as the Vikings' head coach in his final campaign there.

Following his stint in Minnesota Steckel coached the quarterbacks and wide receivers for the New England Patriots from 1985-88, playing a key role in the Patriots' 1985 Super Bowl campaign. He was the offensive coordinator at Brown University in 1989 and did not coach in 1990.

A decorated Vietnam veteran as an infantry officer, Steckel was commissioned as a second lieutenant at the conclusion of Officer's Candidate School and currently is a colonel in the United States Marine Corps Reserve. He also was a two-year starter at tailback for the Quantico Marines during his military career.

Born in Northampton, Pennsylvania (7/1/46), Steckel grew up in the Lehigh Valley area, where he attended Whitehall High School prior to attending the University of Kansas, where he lettered twice at tailback. Steckel also was a Golden Gloves boxing champion in 1966.

Les and his wife Chris have three children, daughter Lesley, 12, and sons C.T., 15, and Luke, eight, and the family resides in Louisville.



CHARLIE WATERS

Defensive Coordinator/ Defensive Backs

Charlie Waters takes over as the Broncos' defensive coordinator in 1993, his sixth season in the Mile High City. Waters has 19 years of NFL experience, having joined the Denver staff in 1988 as special teams coach. In 1989 he took over as the defensive backfield coach, a position in which Waters was able to draw from his experiences as one of the game's finest defensive backs during his own 13-year NFL playing career.

Waters played for the Dallas Cowboys from 1970-1982 and was a three time Pro Bowl choice in 1976, 1977, 1978, in addition to being voted All-NFL the same years. A versatile athlete, he was a quarterback-turned wide receiver in college, and spent the first five years in the pros at corner and free safety, before anchoring the Cowboys secondary at strong safety.

An inductee into both the Clemson and South Carolina Athletic Hall of Fames, Waters was superb in the playoffs for the Cowboys. He holds the existing NFL career record for most interceptions in the playoffs (nine) and most in a single game NFC (three). He is third in Dallas history in career regular season pass thefts with 41.

"I knew Charlie would experience success as a coach," says Hall of Famer Tom Landry, "because as a player he was always prepared. He left nothing to chance. Charlie's last seven years at strong safety were like having a coach on the field. He coordinated our defense... this coach-like preparation enabled him to reach his fullest potential and thus provided great satisfaction as a coach."

A native of Miami, Florida (9/10/48) and raised in North Augusta, South Carolina, Charlie graduated from Clemson University in 1970. He and his wife, Rosie, have three sons, Cody, Ben, and Cliff.



JOHN PAUL YOUNG

Linebackers

John Paul Young is in his first season coaching the Broncos' linebackers, joining the Denver staff from his previous position as head coach of the Dallas Texans of the Arena Football League, leading the Texans to a division title in 1992.

Young has over 30 years experience as a coach and the 1993 campaign will be his 12th in the National Football League. Although new to Denver, Young has had a long coaching relationship with Head Coach Wade Phillips, as this marks their ninth season on the same NFL staff. They previously worked together in Houston and New Orleans.

His first position in the NFL was that of linebackers and special teams coach for the Houston Oilers, under head coach Bum Phillips, from 1978-80. He was on the New Orleans Saints' staff in the same position from 1981-85, assuming the position of defensive coordinator when Wade Phillips was named the Saints' interim head coach for the final five games of the 1985 season.

Young was defensive coordinator of the Kansas City Chiefs from 1986-88, and served as linebackers coach at Texas Tech from 1989-91.




He began his coaching career at his alma mater, the University of Texas at El Paso (1962-63), before a three-year stint (1964-66) at Jacksonville (Fla.) High School. Young returned to the college ranks in 1967, coaching at Southern Methodist for two seasons (1967-68) prior to becoming the defensive coordinator at Oklahoma State in 1969.

Young was the linebackers coach and also managed the stadium, fields, and athletic dorm at Texas A & M from 1970-77.

A three-time all-conference linebacker at UTEP, Young twice earned honorable mention All-American honors and is a member of the Miners' all-time team.

A native of Dallas (12/31/39), Young went to Abilene (Tex.) High School, where he played linebacker, guard, and defensive end on three consecutive state championship teams and was all-district and all-state.

John Paul and his wife Dolores have two sons, John Paul, Jr., and Jason.



STEVE ATWATER HAD YET ANOTHER OUTSTANDING SEASON AT THE SAFETY POSITION FOR THE BRONCOS. HE FINISHED SECOND ON THE TEAM IN TOTAL TACKLES, AND FOR THE THIRD CONSECUTIVE YEAR WAS NAMED TO THE PRO BOWL.

PLAYER PERSONNEL

BOB FERGUSON

Director of Football Operations/
Player Personnel

Bob Ferguson is in his first season as the Broncos' Director of Football Operations/Player Personnel, and as such is in charge of the team's entire college and professional scouting department. He works very closely with Head Coach Wade Phillips and General Manager John Beake in making determinations relative to player acquisition.

He was largely responsible for Denver's very aggressive approach to free agency this year, an attitude that resulted in Denver signing running backs Rod Bernstine and Robert Delpino, along with offensive linemen Don Maggs and Brian Habib.

Ferguson, 42, is in his 17th season in the National Football League, coming to Denver from the Buffalo Bills, where he had a key role in the development of the very talented Bills roster during his eight seasons with that club.

He joined the Bills in 1985 and had several positions in player personnel, culminating in Ferguson being named Assistant General Manager/Director Pro Personnel in 1989, a position in which he continued until coming to the Mile High City.

A native of Federal Way, Wash. (11/5/50), Ferguson began his NFL career with the Seattle Seahawks as Director of Sales and Special Events, handling a number of duties during his tenure there from 1975-79, and then moved into a scouting combine (serving Buffalo, Dallas, San Francisco, and Seattle) as an area scout from 1981-83. He joined the Cowboys to handle performance testing (1984-85) prior to going to Buffalo.

Ferguson lettered three times as a linebacker at the University of Washington, graduating in 1973 with a degree in radio-television communications. He had free agent tryouts with San Diego (1973), the Los Angeles Rams (1974), and Portland of the World Football League (also 1974).

Bob and his wife Colleen have three daughters, Vanessa, Nathalie, and Allison.



PLAYER PERSONNEL Continued

RONNIE HILL

Assistant Director of
Player Personnel

Ronnie Hill moves into his new position as Assistant Director of Player Personnel in 1993, his 11th season with the Denver Broncos and 15th overall year in scouting.

In his new role he will be more involved in personnel and management decisions, while continuing to work as an area scout.

Hill, 39, came to the Broncos in 1983 from the Dallas Cowboys, where he had scouted from 1979-82.

He played linebacker at Mississippi State in 1971 and at Itawamba (Miss.) Junior College in 1972, returning to Mississippi State the following year to finish his degree in education. Hill graduated with his bachelor's degree in 1975 and added a master's degree in education and administration, also from Mississippi State, in 1978.

Hill coached high school football in Elaine, Arkansas in 1975-76.

He was a member of the coaching staff in charge of quality control at Mississippi State in 1977-78, prior to moving into the field of scouting.

Born and raised in Okolona, Miss., Ronnie and his wife Tina have two children, Austin, age three, and Ryan, age one, and the family makes its home in Brandon, Miss.



JEFF SMITH

Director of College Scouting

Jeff Smith is in his first season as the Broncos' Director of College Scouting, having worked as a scout in the NFL for 14 seasons, including the past nine with the Dallas Cowboys. He also directed the Cowboys' signing of free agent rookies the past three years.

Smith, 46, became a full-time scout with Seattle in 1980, after four seasons working as a part-time film grader with the Seahawks while also coaching full-time at Mercer Island (Wash.) High School.

In 1969 Smith began his coaching career at South Mercer Junior High School, also coaching at Kalles Junior HS in Puyallup (Wash.) and again at South Mercer Island Junior HS.

After a season as an offensive tackle with Washington State, Smith transferred to the University of Hawaii. He later returned to Washington State, where he earned his degree in science education and mathematics.

Born in Williamsport, Penn. (5/20/47), Smith grew up in Clarkston, Wash., where he attended Clarkson HS.

Jeff and his wife Ann Bixby moved to Dallas to scout the south-central United States in 1980 when he was still with Seattle, and he continues to make Dallas his home in his new role with the Broncos.



SCOTT DiSTEFANO
College Scout

Scott DiStefano is in his 11th year as a college scout, all with the Denver Broncos.

DiStefano, 36, was a quarterback at Colorado State University from 1976-80, also serving as a graduate assistant coach at CSU (1980-81) before coming to the Broncos.

A native of Alliance, Ohio, DiStefano was an all-conference quarterback in 1975 at Alliance High School, the same school at which Pro Football Hall of Famer Len Dawson played quarterback. He received the 1974 Massillon JayCee's conference sportsmanship award.

Scott has one son, Patrick, and he makes his home in Chicago.



CORNELL GREEN
College Scout

Cornell Green is in his seventh year as a college scout for the Broncos and his 14th year in scouting overall, having previously scouted for the Dallas Cowboys during and after his illustrious playing career.

He began scouting for the Cowboys in 1970, while still an active player, and continued scouting through 1979, at which time he entered private business until coming to the Broncos in 1987.

Green, 53, was signed by the Cowboys as a free agent and went on to play for Dallas from 1962-75, at cornerback for 10 years before moving over to safety for his last four seasons. Green earned Pro Bowl honors seven times, winning that honor at both cornerback and safety.

He did not play college football but was a two-time All-American basketball player (1959-60 and 1961-62) at Utah State, where Green averaged 23 points per game at forward for the Aggies from 1959-62.

A native of Boley, Oklahoma, Cornell and his wife Betty have two children, Randy and Ronney, and make their home in Dallas.



CHARLIE LEE
College Scout


Charlie Lee is in his 13th year as a member of the Broncos' organization, moving into the personnel department after 11 years on the administrative side of the organization, where he had been Director of Player and Community Relations.

Lee, 48, joined the Broncos as running backs coach in 1981, coming to Denver from the University of Texas, where he coached wide receivers from 1977-80. Prior to his experience at Texas, Lee coached at Arizona from 1974-76 and at Northwest Missouri State in 1973.

He began his career as a highly successful prep coach in football and track at Kansas City (Missouri) Central High School for five years, winning five consecutive state track titles.

A native of Liberty, Missouri, Lee was a leading scorer and rusher at Northern Arizona, twice earning Little All-American honorable mention honors. A 1968 graduate with a degree in education, Lee is a member of the Northern Arizona University Sports Hall of Fame.

Charlie has a son, Charles, Jr., and makes his home in Liberty, Missouri.



JACK ELWAY
Pro Scout

Jack Elway is in his first year as a full-time pro scout for the Broncos, having done some work in that area last year after concluding his second season as head coach of the Frankfurt Galaxy in the World League.

He also scouted for the New York Jets in 1990, and prior to that fashioned an outstanding career as a college head coach, serving at Cal State Northridge (1976-78), San Jose State (1979-83), and Stanford (1984-88).

Elway also was head coach at Grays Harbor Community College (1961-66) and served in assistant roles at Montana (1967-71) and Washington State (1972-75). He posted a .650 winning percentage as a head coach and assistant coach on the high school, community college, Division I and Division II levels during his 34 seasons before moving into the pros.

Always noted for creative, multi-dimensional offenses, Elway also has served as head coach of the Blue-Gray Game and East-West Shrine Game.

Elway, 62, is a native of Hoquiam, Wash., he played quarterback at Washington State, where he earned both bachelor's and master's degrees.

Jack and his wife Jan have three children, Lee Ann, John Jr., and Jana. John Jr. was the number one pick in the 1983 NFL draft and has led the Broncos to three Super Bowl appearances.



PLAYER PERSONNEL Continued

JERRY FREI

Pro Scout

Jerry Frei is in his 11th year as a Bronco scout, the first in which his primary focus is on pro players.

This is Frei's 17th season as a member of the Denver organization, including coaching stints from 1972-75 and 1981-82, moving into the scouting department the following season.

Frei, 68, coached the offensive line for the Broncos, as well as for the Chicago Bears (1978-80) and Tampa Bay Buccaneers (1976-77).

He spent 12 years as a college assistant coach at Oregon (1955-66), and was the Ducks' head coach from 1967-71, compiling a 22-29-2 mark at Oregon. The Ducks' 1970 record of 6-4-1 was good enough for second place in the Pac-Eight and remains Oregon's highest Pac-Eight or Pac-10 conference finish. His first college coaching experience came from 1952-54 at Willamette University.

Frei was an offensive lineman on the standout Wisconsin teams of 1942, 1946, and 1947, taking time out to serve as an Air Force combat pilot during World War II. He is a 1948 graduate of the University of Wisconsin.

Jerry and his wife Marion have five children, sons David and Terry, and daughters Judy, Susan, and Nancy.




TED SUNDQUIST

Player Personnel Assistant

Ted Sundquist will begin his second season with the Broncos, but his first as a Player Personnel Assistant. He will work closely with Jack Elway in opponent scouting as well as veteran player evaluation. He will also handle the scouting of several colleges in the west region, with Colorado, Colorado State and Wyoming falling under his domain.

Sundquist, 31, played collegiately at the Air Force Academy before graduating into the coaching ranks. He joined the Air Force coaching staff for the 1984 season, and returned for the 1988-91 seasons. Along with his coaching duties Sundquist also took an active part in scouting for the Falcons.

Ted is single and makes his home in Denver, CO.



Pam Hynes
Player Personnel Secretary



Jill Orr
Football Operations Secretary

ADMINISTRATION



Yolanda Saltus
Executive Assistant
to the President



Bob Hampe
Special Assistant
to the President



Fred Fleming
Assistant to
the General Manager/
Community Relations



Bill Harpole
Director of Operations



Billy Thompson
Director of Player
Relations/
Alumni Coordinator



Gary Kalika
Director of
Information Systems



Dave Daubers
Operator/Programmer
Information Systems



Kristi Nichols
Secretary to
General Manager



Karen Anderson
Secretary to
Director of Operations



Cheryl Persinger
Administrative Secretary

FINANCE



Robert M. Hurley
Treasurer and Chief
Financial Officer



Alex Rohr
Controller



Liz Gillette
Accounting



Beverly J. Havens
Accounting



Sheila Thomas
Accounting



Sherry Zoltay
Secretary to the
Treasurer and Chief
Financial Officer

FOOTBALL OPERATIONS ASSISTANCE



Cindi Lowe
Secretary to
Head Coach



Dixie Greer
Video Department/
Assistant Coaches
Secretary

TICKET OFFICE



Gail Stuckey
Director of Ticket and
Stadium Operations



Bertie Mark
Ticket Assistant



Larry Alstatt
Assistant Ticket Director



Susan Vaughn
Ticket Assistant

MEDIA RELATIONS



Jim Saccomano
Director of
Media Relations




Jeffrey Howard
Media Relations
Assistant



Pamela Krotchko
Media Relations
Assistant


TRAINING AND EQUIPMENT




Steve Antonopoulos
Head Athletic Trainer



James Collins
Assistant Trainer



Doug West
Equipment Manager



Ronnie Bill
Assistant
Equipment Manager

VIDEO OPERATIONS




Kent Erickson
Director of
Video Operations



Gary McCune
Video Operations
Assistant

FACILITIES



Ross Kurcab
Groundskeeper



Jeff Henke
Grounds Assistant



Jim Rinker
Facilities Assistant

RECEPTIONIST



Maeve M. Drake
Receptionist

DENVER BRONCOS YOUTH FOUNDATION



Lee Carpenter
Assistant to
the President

THE 1993 SEASON



VANCE JOHNSON LAST YEAR REACHED THE 5,000-YARD MARK IN RECEIVING YARDS AND COMES INTO 1993 WITH 5,008. JOHNSON HAS 367 CAREER RECEPTIONS AND NEEDS 33 TO REACH THE 400-RECEPTION MARK.

1993 NFL SCHEDULE

(All Times Local)

SUNDAY, SEPTEMBER 5 (FIRST WEEKEND)

1. ATLANTA AT DETROIT	1:00	
2. CINCINNATI AT CLEVELAND	1:00	
3. DENVER AT NEW YORK JETS	1:00	
4. KANSAS CITY AT TAMPA BAY	1:00	
5. L.A. RAMS VS. GREEN BAY AT MILW.	12:00	CBS-TV
6. MIAMI AT INDIANAPOLIS	12:00	NATIONAL
7. MINNESOTA AT LOS ANGELES RAIDERS	1:00	WEEKEND
8. NEW ENGLAND AT BUFFALO	1:00	
9. NEW YORK GIANTS AT CHICAGO	3:00	
10. PHOENIX AT PHILADELPHIA	1:00	
11. SAN FRANCISCO AT PITTSBURGH	1:00	
12. SEATTLE AT SAN DIEGO	1:00	

SUNDAY NIGHT, SEPTEMBER 5

13. HOUSTON AT NEW ORLEANS	7:00
----------------------------	------

MONDAY, SEPTEMBER 6

14. DALLAS AT WASHINGTON	9:00
--------------------------	------

SUNDAY, SEPTEMBER 12 (SECOND WEEKEND)

15. BUFFALO AT DALLAS	3:00	
16. CHICAGO AT MINNESOTA	12:00	
17. DETROIT AT NEW ENGLAND	1:00	
18. INDIANAPOLIS AT CINCINNATI	1:00	
19. KANSAS CITY AT HOUSTON	12:00	NBC-TV
20. NEW ORLEANS AT ATLANTA	1:00	NATIONAL
21. NEW YORK JETS AT MIAMI	4:00	WEEKEND
22. PHILADELPHIA AT GREEN BAY	12:00	
23. PHOENIX AT WASHINGTON	1:00	
24. PITTSBURGH AT LOS ANGELES RAMS	1:00	
25. SAN DIEGO AT DENVER	2:00	
26. TAMPA BAY AT NEW YORK GIANTS	1:00	

SUNDAY NIGHT, SEPTEMBER 12

27. LOS ANGELES RAIDERS AT SEATTLE	5:00
------------------------------------	------

MONDAY, SEPTEMBER 13

28. SAN FRANCISCO AT CLEVELAND	9:00
--------------------------------	------

SUNDAY, SEPTEMBER 19 (THIRD WEEKEND)

(OPEN DATES: AFC EAST EXCEPT NEW ENGLAND, NFC CENTRAL EXCEPT DETROIT)

29. ATLANTA AT SAN FRANCISCO	1:00	
30. CINCINNATI AT PITTSBURGH	1:00	
31. CLEVELAND AT LOS ANGELES RAIDERS	1:00	NBC-TV
32. DETROIT AT NEW ORLEANS	12:00	NATIONAL
33. HOUSTON AT SAN DIEGO	1:00	WEEKEND
34. L.A. RAMS AT NEW YORK GIANTS	1:00	
35. SEATTLE AT NEW ENGLAND	1:00	
36. WASHINGTON AT PHILADELPHIA	1:00	

SUNDAY NIGHT, SEPTEMBER 19

37. DALLAS AT PHOENIX	5:00
-----------------------	------

MONDAY, SEPTEMBER 20

38. DENVER AT KANSAS CITY	8:00
---------------------------	------

SUNDAY, SEPTEMBER 26 (FOURTH WEEKEND)

(OPEN DATES: AFC WEST EXCEPT SEATTLE, NFC EAST EXCEPT PHOENIX)

39. CLEVELAND AT INDIANAPOLIS	12:00	
40. GREEN BAY AT MINNESOTA	12:00	
41. LOS ANGELES RAMS AT HOUSTON	12:00	CBS-TV
42. MIAMI AT BUFFALO	1:00	NATIONAL
43. PHOENIX AT DETROIT	1:00	WEEKEND
44. SAN FRANCISCO AT NEW ORLEANS	3:00	
45. SEATTLE AT CINCINNATI	4:00	
46. TAMPA BAY AT CHICAGO	12:00	

SUNDAY NIGHT, SEPTEMBER 26

47. NEW ENGLAND AT NEW YORK JETS	8:00
----------------------------------	------

MONDAY, SEPTEMBER 27

48. PITTSBURGH AT ATLANTA 9:00

SUNDAY, OCTOBER 3 (FIFTH WEEKEND)

(OPEN DATES: AFC CENTRAL, NEW ENGLAND, PHOENIX)

49. ATLANTA AT CHICAGO	12:00	
50. DETROIT AT TAMPA BAY	1:00	
51. GREEN BAY AT DALLAS	12:00	CBS-TV
52. INDIANAPOLIS AT DENVER	2:00	NATIONAL
53. LOS ANGELES RAIDERS AT KANSAS CITY	12:00	WEEKEND
54. MINNESOTA AT SAN FRANCISCO	1:00	
55. NEW ORLEANS AT LOS ANGELES RAMS	1:00	
56. PHILADELPHIA AT NEW YORK JETS	4:00	
57. SAN DIEGO AT SEATTLE	1:00	

SUNDAY NIGHT, OCTOBER 3

58. NEW YORK GIANTS AT BUFFALO 8:00

MONDAY, OCTOBER 4

59. WASHINGTON AT MIAMI 9:00

SUNDAY, OCTOBER 10 (SIXTH WEEKEND)

(OPEN DATES: NFC WEST, DETROIT, SEATTLE)

60. CHICAGO AT PHILADELPHIA	1:00	
61. CINCINNATI AT KANSAS CITY	12:00	
62. DALLAS AT INDIANAPOLIS	12:00	NBC-TV
63. MIAMI AT CLEVELAND	1:00	NATIONAL
64. NEW ENGLAND AT PHOENIX	1:00	WEEKEND
65. NEW YORK GIANTS AT WASHINGTON	1:00	
66. NEW YORK JETS AT L.A. RAIDERS	1:00	
67. SAN DIEGO AT PITTSBURGH	1:00	
68. TAMPA BAY AT MINNESOTA	12:00	

SUNDAY NIGHT, OCTOBER 10

69. DENVER AT GREEN BAY 6:30

MONDAY, OCTOBER 11

70. HOUSTON AT BUFFALO 9:00

THURSDAY, OCTOBER 14 (SEVENTH WEEKEND)

(OPEN DATES: AFC EAST EXCEPT NEW ENGLAND, NFC CENTRAL EXCEPT DETROIT)

71. LOS ANGELES RAMS AT ATLANTA 7:30

SUNDAY, OCTOBER 17

72. CLEVELAND AT CINCINNATI	1:00	
73. HOUSTON AT NEW ENGLAND	1:00	
74. KANSAS CITY AT SAN DIEGO	1:00	CBS-TV
75. NEW ORLEANS AT PITTSBURGH	1:00	NATIONAL
76. PHILADELPHIA AT NEW YORK GIANTS	1:00	WEEKEND
77. SAN FRANCISCO AT DALLAS	3:00	
78. SEATTLE AT DETROIT	1:00	
79. WASHINGTON AT PHOENIX	1:00	

MONDAY, OCTOBER 18

80. LOS ANGELES RAIDERS AT DENVER 7:00

SUNDAY, OCTOBER 24 (EIGHTH WEEKEND)

(OPEN DATES: AFC WEST EXCEPT SEATTLE, NFC EAST EXCEPT PHOENIX)

81. ATLANTA AT NEW ORLEANS	12:00	
82. BUFFALO AT NEW YORK JETS	1:00	
83. CINCINNATI AT HOUSTON	12:00	NBC-TV
84. DETROIT AT LOS ANGELES RAMS	1:00	NATIONAL
85. GREEN BAY AT TAMPA BAY	1:00	WEEKEND
86. NEW ENGLAND AT SEATTLE	1:00	
87. PHOENIX AT SAN FRANCISCO	1:00	
88. PITTSBURGH AT CLEVELAND	1:00	

SUNDAY NIGHT, OCTOBER 24

89. INDIANAPOLIS AT MIAMI 7:30

MONDAY, OCTOBER 25

90. MINNESOTA AT CHICAGO 8:00

SUNDAY, OCTOBER 31 (NINTH WEEKEND)

(OPEN DATES: AFC CENTRAL)

91. CHICAGO AT GREEN BAY	12:00	
92. DALLAS AT PHILADELPHIA	1:00	
93. KANSAS CITY AT MIAMI	1:00	
94. LOS ANGELES RAMS AT SAN FRANCISCO	1:00	CBS-TV
95. NEW ENGLAND AT INDIANAPOLIS	1:00	NATIONAL
96. NEW ORLEANS AT PHOENIX	2:00	WEEKEND
97. NEW YORK JETS AT NEW YORK GIANTS	1:00	
98. SAN DIEGO AT LOS ANGELES RAIDERS	1:00	
99. SEATTLE AT DENVER	2:00	
100. TAMPA BAY AT ATLANTA	1:00	

SUNDAY NIGHT, OCTOBER 31

101. DETROIT AT MINNESOTA 7:00

MONDAY, NOVEMBER 1

102. WASHINGTON AT BUFFALO 9:00

SUNDAY, NOVEMBER 7 (TENTH WEEKEND)

103. BUFFALO AT NEW ENGLAND	1:00	
104. DENVER AT CLEVELAND	1:00	
105. LOS ANGELES RAIDERS AT CHICAGO	3:00	
106. MIAMI AT NEW YORK JETS	4:00	NBC-TV
107. NEW YORK GIANTS AT DALLAS	12:00	NATIONAL
108. PHILADELPHIA AT PHOENIX	2:00	WEEKEND
109. PITTSBURGH AT CINCINNATI	1:00	
110. SAN DIEGO AT MINNESOTA	12:00	
111. SEATTLE AT HOUSTON	12:00	
112. TAMPA BAY AT DETROIT	1:00	

SUNDAY NIGHT, NOVEMBER 7

113. INDIANAPOLIS AT WASHINGTON 8:00

MONDAY, NOVEMBER 8

114. GREEN BAY AT KANSAS CITY 8:00

SUNDAY, NOVEMBER 14 (ELEVENTH WEEKEND)

(OPEN DATES: DETROIT, NEW ENGLAND)

115. ATLANTA AT LOS ANGELES RAMS	1:00	
116. CLEVELAND AT SEATTLE	1:00	
117. GREEN BAY AT NEW ORLEANS	12:00	
118. HOUSTON AT CINCINNATI	1:00	CBS-TV
119. KANSAS CITY AT LOS ANGELES RAIDERS	1:00	NATIONAL
120. MIAMI AT PHILADELPHIA	1:00	WEEKEND
121. MINNESOTA AT DENVER	2:00	
122. NEW YORK JETS AT INDIANAPOLIS	4:00	
123. PHOENIX AT DALLAS	12:00	
124. SAN FRANCISCO AT TAMPA BAY	1:00	
125. WASHINGTON AT NEW YORK GIANTS	1:00	

SUNDAY NIGHT, NOVEMBER 14

126. CHICAGO AT SAN DIEGO 5:00

MONDAY, NOVEMBER 15

127. BUFFALO AT PITTSBURGH 9:00

SUNDAY, NOVEMBER 21 (TWELFTH WEEKEND)

(OPEN DATES: PHOENIX, SEATTLE)

128. CHICAGO AT KANSAS CITY	12:00	
129. CINCINNATI AT NEW YORK JETS	1:00	
130. DALLAS AT ATLANTA	1:00	
131. DETROIT VS. GREEN BAY AT MILW.	12:00	NBC-TV
132. HOUSTON AT CLEVELAND	1:00	NATIONAL
133. INDIANAPOLIS AT BUFFALO	1:00	WEEKEND
134. LOS ANGELES RAIDERS AT SAN DIEGO	1:00	
135. NEW ENGLAND AT MIAMI	1:00	
136. NEW YORK GIANTS AT PHILADELPHIA	4:00	
137. PITTSBURGH AT DENVER	2:00	
138. WASHINGTON AT LOS ANGELES RAMS	1:00	

SUNDAY NIGHT, NOVEMBER 21

139. MINNESOTA AT TAMPA BAY 8:00

MONDAY, NOVEMBER 22

140. NEW ORLEANS AT SAN FRANCISCO 6:00

THURSDAY, NOVEMBER 25 (THIRTEENTH WEEKEND)

141. CHICAGO AT DETROIT	12:30
142. MIAMI AT DALLAS	3:00

SUNDAY, NOVEMBER 28

143. BUFFALO AT KANSAS CITY	3:00	
144. CLEVELAND AT ATLANTA	1:00	
145. DENVER AT SEATTLE	1:00	
146. LOS ANGELES RAIDERS AT CINCINNATI	1:00	CBS-TV
147. NEW ORLEANS AT MINNESOTA	12:00	NATIONAL
148. NEW YORK JETS AT NEW ENGLAND	1:00	WEEKEND
149. PHILADELPHIA AT WASHINGTON	1:00	
150. PHOENIX AT NEW YORK GIANTS	4:00	
151. SAN FRANCISCO AT LOS ANGELES RAMS	1:00	
152. TAMPA BAY AT GREEN BAY	12:00	

SUNDAY NIGHT, NOVEMBER 28

153. PITTSBURGH AT HOUSTON	7:00
----------------------------	------

MONDAY, NOVEMBER 29

154. SAN DIEGO AT INDIANAPOLIS	9:00
--------------------------------	------

SUNDAY, DECEMBER 5 (FOURTEENTH WEEKEND)

155. ATLANTA AT HOUSTON	12:00	
156. DENVER AT SAN DIEGO	1:00	
157. GREEN BAY AT CHICAGO	12:00	
158. INDIANAPOLIS AT NEW YORK JETS	1:00	
159. KANSAS CITY AT SEATTLE	1:00	NBC-TV
160. LOS ANGELES RAIDERS AT BUFFALO	1:00	NATIONAL
161. LOS ANGELES RAMS AT PHOENIX	2:00	WEEKEND
162. MINNESOTA AT DETROIT	1:00	
163. NEW ENGLAND AT PITTSBURGH	1:00	
164. NEW ORLEANS AT CLEVELAND	1:00	
165. NEW YORK GIANTS AT MIAMI	4:00	
166. WASHINGTON AT TAMPA BAY	1:00	

SUNDAY NIGHT, DECEMBER 5

167. CINCINNATI AT SAN FRANCISCO	5:00
----------------------------------	------

MONDAY, DECEMBER 6

168. PHILADELPHIA AT DALLAS	8:00
-----------------------------	------

SATURDAY, DECEMBER 11 (FIFTEENTH WEEKEND)

169. NEW YORK JETS AT WASHINGTON	12:30
170. SAN FRANCISCO AT ATLANTA	4:00

SUNDAY, DECEMBER 12

171. BUFFALO AT PHILADELPHIA	1:00	
172. CHICAGO AT TAMPA BAY	1:00	
173. CINCINNATI AT NEW ENGLAND	1:00	
174. CLEVELAND AT HOUSTON	12:00	NBC-TV
175. DALLAS AT MINNESOTA	3:00	NATIONAL
176. DETROIT AT PHOENIX	2:00	WEEKEND
177. INDIANAPOLIS AT NEW YORK GIANTS	1:00	
178. KANSAS CITY AT DENVER	2:00	
179. LOS ANGELES RAMS AT NEW ORLEANS	12:00	
180. SEATTLE AT LOS ANGELES RAIDERS	1:00	

SUNDAY NIGHT, DECEMBER 12

181. GREEN BAY AT SAN DIEGO	5:00
-----------------------------	------

MONDAY, DECEMBER 13

182. PITTSBURGH AT MIAMI	9:00
--------------------------	------

SATURDAY, DECEMBER 18 (SIXTEENTH WEEKEND)

183. DALLAS AT NEW YORK JETS	4:00
184. DENVER AT CHICAGO	11:30

SUNDAY, DECEMBER 19

185. ATLANTA AT WASHINGTON	1:00	
186. BUFFALO AT MIAMI	1:00	
187. HOUSTON AT PITTSBURGH	1:00	
188. LOS ANGELES RAMS AT CINCINNATI	1:00	CBS-TV
189. MINNESOTA VS. GREEN BAY AT MILW.	12:00	NATIONAL
190. NEW ENGLAND AT CLEVELAND	1:00	WEEKEND
191. PHOENIX AT SEATTLE	1:00	
192. SAN DIEGO AT KANSAS CITY	3:00	
193. SAN FRANCISCO AT DETROIT	4:00	
194. TAMPA BAY AT LOS ANGELES RAIDERS	1:00	

SUNDAY NIGHT, DECEMBER 19

195. PHILADELPHIA AT INDIANAPOLIS	8:00
-----------------------------------	------

MONDAY, DECEMBER 20

196. NEW YORK GIANTS AT NEW ORLEANS	8:00
-------------------------------------	------

SATURDAY, DECEMBER 25 (SEVENTEENTH WEEKEND)

197. HOUSTON AT SAN FRANCISCO	2:30
-------------------------------	------

SUNDAY, DECEMBER 26

198. ATLANTA AT CINCINNATI	1:00	
199. CLEVELAND AT LOS ANGELES RAMS	1:00	
200. DETROIT AT CHICAGO	12:00	
201. INDIANAPOLIS AT NEW ENGLAND	1:00	CBS-TV
202. LOS ANGELES RAIDERS AT GREEN BAY	12:00	NATIONAL
203. NEW ORLEANS AT PHILADELPHIA	1:00	WEEKEND
204. NEW YORK GIANTS AT PHOENIX	2:00	
205. NEW YORK JETS AT BUFFALO	1:00	
206. PITTSBURGH AT SEATTLE	1:00	
207. TAMPA BAY AT DENVER	2:00	
208. WASHINGTON AT DALLAS	3:00	

SUNDAY NIGHT, DECEMBER 26

209. KANSAS CITY AT MINNESOTA	7:00
-------------------------------	------

MONDAY, DECEMBER 27

210. MIAMI AT SAN DIEGO	6:00
-------------------------	------

FRIDAY, DECEMBER 31 (EIGHTEENTH WEEKEND)

211. MINNESOTA AT WASHINGTON	3:00
------------------------------	------

SUNDAY, JANUARY 2

212. BUFFALO AT INDIANAPOLIS	1:00	
213. CHICAGO AT LOS ANGELES RAMS	1:00	
214. CINCINNATI AT NEW ORLEANS	3:00	
215. CLEVELAND AT PITTSBURGH	1:00	NBC-TV
216. DALLAS AT NEW YORK GIANTS	1:00	NATIONAL
217. DENVER AT LOS ANGELES RAIDERS	1:00	WEEKEND
218. GREEN BAY AT DETROIT	1:00	
219. MIAMI AT NEW ENGLAND	1:00	
220. PHOENIX AT ATLANTA	1:00	
221. SAN DIEGO AT TAMPA BAY	4:00	
222. SEATTLE AT KANSAS CITY	12:00	

SUNDAY NIGHT, JANUARY 2

223. NEW YORK JETS AT HOUSTON	7:00
-------------------------------	------

MONDAY, JANUARY 3

224. PHILADELPHIA AT SAN FRANCISCO	6:00
------------------------------------	------

POSTSEASON

Saturday, Jan. 8	AFC and NFC Wild Card Playoffs (ABC)
Sunday, Jan. 9	AFC and NFC Wild Card Playoffs (NBC and CBS)
Saturday, Jan. 15	AFC and NFC Divisional Playoffs (NBC and CBS)
Sunday, Jan. 16	AFC and NFC Divisional Playoffs (NBC and CBS)
Sunday, Jan. 23	AFC and NFC Conference Championships (NBC and CBS)
Sunday, Jan. 30	Super Bowl XXVIII at Georgia Dome, Atlanta, GA (NBC)
Sunday, Feb. 6	AFC-NFC Pro Bowl at Honolulu, Hawaii (ESPN)

1993 NFL PRESEASON SCHEDULE

(All times local except Tokyo, Barcelona, Berlin and London, which are ET)

Friday, July 30	Buffalo at Detroit	7:30 p.m.
Saturday, July 31	Hall of Fame Game at Canton, Ohio	
	L.A. Raiders vs. Green Bay (ABC)	3:00 p.m.
	American Bowl '93 at Tokyo (Aug. 1)	
	New Orleans vs. Philadelphia (ESPN)	10:00 p.m.
Sunday, August 1	Minnesota at Dallas	7:00 p.m.
	American Bowl '93 at Barcelona	
	Pittsburgh vs. San Francisco (NBC)	1:00 p.m.

FIRST WEEKEND

Friday, August 6	Miami at Atlanta	7:30 p.m.
Saturday, August 7	American Bowl '93 at Berlin (NBC)	1:00 p.m.
	Buffalo vs. Minnesota	
	Denver at Tampa Bay	7:30 p.m.
	Houston vs. New Orleans at San Antonio, Tex.	7:00 p.m.
	Indianapolis at Seattle	6:00 p.m.
	Kansas City vs. Green Bay at Milwaukee	7:00 p.m.
	L.A. Raiders vs. San Francisco at Stanford Stadium	1:00 p.m.
	Los Angeles Rams at Phoenix	7:30 p.m.
	New England at San Diego	6:00 p.m.
	New York Giants at Cincinnati	7:30 p.m.
	New York Jets at Pittsburgh	6:00 p.m.
Sunday, August 8	American Bowl '93 at London (CBS)	12:30 p.m.
	Dallas vs. Detroit	
Monday, August 9	Chicago at Philadelphia (TNT)	8:00 p.m.
	Cleveland at Washington (ABC)	8:00 p.m.

SECOND WEEKEND

Thursday, August 12	Buffalo at Kansas City (TNT)	7:00 p.m.
Friday, August 13	Philadelphia at New York Jets	7:30 p.m.
Saturday, August 14	Cincinnati at Indianapolis	7:00 p.m.
	Los Angeles Raiders at Dallas (ESPN)	8:00 p.m.
	New England vs. Cleveland at Toronto	7:30 p.m.
	New Orleans vs. Green Bay at Madison, Wis.	12:00 p.m.
	Phoenix at Chicago	7:00 p.m.
	Pittsburgh at New York Giants	8:00 p.m.
	San Diego at Los Angeles Rams	7:00 p.m.
	Seattle at Minnesota	7:00 p.m.
	Tampa Bay at Atlanta	7:30 p.m.
	Washington at Miami	8:00 p.m.
Monday, August 16	Detroit at Houston	8:00 p.m.
	San Francisco at Denver (ABC)	6:00 p.m.

THIRD WEEKEND

Friday, August 20	Cincinnati at Detroit	7:30 p.m.
	Green Bay at New England	7:00 p.m.
	Los Angeles Raiders at Indianapolis	7:00 p.m.
	Miami at Denver (NBC)	6:00 p.m.
Saturday, August 21	Atlanta at Philadelphia	7:30 p.m.
	Buffalo vs. Tampa Bay at Orlando, Fla.	7:00 p.m.
	Dallas vs. Houston at San Antonio, Tex. (CBS)	12:30 p.m.
	Los Angeles Rams at Cleveland	7:00 p.m.
	Minnesota at Kansas City	7:00 p.m.
	New York Jets at New York Giants	8:00 p.m.
	Phoenix at San Diego	6:00 p.m.
	San Francisco at Seattle	7:00 p.m.

Sunday, August 22	Washington at Pittsburgh	(TNT)	8:00 p.m.
Monday, August 23	Chicago at New Orleans	(ABC)	7:00 p.m.

FOURTH WEEKEND

Thursday, August 26	Pittsburgh at Minnesota	(ESPN)	7:00 p.m.
Friday, August 27	Atlanta at Buffalo		7:30 p.m.
	Cleveland at Tampa Bay		8:00 p.m.
	Dallas at Chicago		7:30 p.m.
	Denver at Phoenix		8:00 p.m.
	Detroit at New Orleans		7:00 p.m.
	Indianapolis at Green Bay		7:00 p.m.
	Kansas City at New England		7:00 p.m.
	New York Jets at Washington		8:00 p.m.
	Philadelphia at Cincinnati		7:30 p.m.
Saturday, August 28	L.A. Raiders at L.A. Rams		6:00 p.m.
	New York Giants at Miami		8:00 p.m.
	San Diego at San Francisco (CBS)		5:00 p.m.
	Seattle at Houston		7:00 p.m.

1993 NATIONAL TELEVISION GAMES

REGULAR SEASON

Sunday, Sep. 5	Minnesota at Los Angeles Raiders (day, CBS)
	Houston at New Orleans (night, TNT)
Monday, Sep. 6	Dallas at Washington (night, ABC)
Sunday, Sep. 12	Buffalo at Dallas (day, NBC)
	Los Angeles Raiders at Seattle (night, TNT)
Monday, Sep. 13	San Francisco at Cleveland (night, ABC)
Sunday, Sep. 19	Houston at San Diego (day, NBC)
	Dallas at Phoenix (night, TNT)
Monday, Sep. 20	Denver at Kansas City (night, ABC)
Sunday, Sep. 26	San Francisco at New Orleans (day, CBS)
	New England at New York Jets (night, TNT)
Monday, Sep. 27	Pittsburgh at Atlanta (night, ABC)
Sunday, Oct. 3	Minnesota at San Francisco (day, CBS)
	New York Giants at Buffalo (night, TNT)
Monday, Oct. 4	Washington at Miami (night, ABC)
Sunday, Oct. 10	New York Jets at Los Angeles Raiders (day, NBC)
	Denver at Green Bay (night, TNT)
Monday, Oct. 11	Houston at Buffalo (night, ABC)
Thursday, Oct. 14	Los Angeles Rams at Atlanta (night, TNT)
Sunday, Oct. 17	San Francisco at Dallas (day, CBS)
Monday, Oct. 18	Los Angeles Raiders at Denver (night, ABC)
Sunday, Oct. 24	Buffalo at New York Jets (day, NBC)
	Indianapolis at Miami (night, TNT)
Monday, Oct. 25	Minnesota at Chicago (night, ABC)
Sunday, Oct. 31	Los Angeles Rams at San Francisco (day, CBS)
	Detroit at Minnesota (night, TNT)
Monday, Nov. 1	Washington at Buffalo (night, ABC)
Sunday, Nov. 7	Los Angeles Raiders at Chicago (day, NBC)
	Indianapolis at Washington (night, ESPN)
Monday, Nov. 8	Green Bay at Kansas City (night, ABC)
Sunday, Nov. 14	Minnesota at Denver (day, CBS)
	Chicago at San Diego (night, ESPN)
Monday, Nov. 15	Buffalo at Pittsburgh (night, ABC)
Sunday, Nov. 21	Pittsburgh at Denver (day, NBC)
	Minnesota at Tampa Bay (night, ESPN)
Monday, Nov. 22	New Orleans at San Francisco (night, ABC)
Thursday, Nov. 25	Chicago at Detroit (day, CBS)
	Miami at Dallas (day, NBC)
Sunday, Nov. 28	San Francisco at Los Angeles Rams (day, CBS)
	Pittsburgh at Houston (night, ESPN)
Monday, Nov. 29	San Diego at Indianapolis (night, ABC)
Sunday, Dec. 5	Denver at San Diego (day, NBC)
	Cincinnati at San Francisco (night, ESPN)
Monday, Dec. 6	Philadelphia at Dallas (night, ABC)
Saturday, Dec. 11	New York Jets at Washington (day, NBC)
	San Francisco at Atlanta (day, CBS)


Sunday, Dec. 12	Kansas City at Denver (day, NBC)
Monday, Dec. 13	Green Bay at San Diego (night, ESPN)
Saturday, Dec. 18	Pittsburgh at Miami (night, ABC)
	Dallas at New York Jets (day, CBS)
	Denver at Chicago (day, NBC)
Sunday, Dec. 19	San Francisco at Detroit (day, CBS)
	Philadelphia at Indianapolis (night, ESPN)
Monday, Dec. 20	New York Giants at New Orleans (night, ABC)
Saturday, Dec. 25	Houston at San Francisco (day, NBC)
Sunday, Dec. 26	Washington at Dallas (day, CBS)
	Kansas City at Minnesota (night, ESPN)
Monday, Dec. 27	Miami at San Diego (night, ABC)
Friday, Dec. 31	Minnesota at Washington (day, CBS)
Sunday, Jan. 2	Denver at Los Angeles Raiders (day, NBC)
	New York Jets at Houston (night, ESPN)
Monday, Jan. 3	Philadelphia at San Francisco (night, ABC)

SUNDAY AND MONDAY NIGHT TELEVISION GAMES AT A GLANCE

(All times local; Sunday on TNT and ESPN, Monday on ABC; also on CBS Radio)

Sunday, September 5	Houston at New Orleans (TNT)	7:00
Monday, September 6	Dallas at Washington (ABC)	9:00
Sunday, September 12	Los Angeles Raiders at Seattle (TNT)	5:00
Monday, September 13	San Francisco at Cleveland (ABC)	9:00
Sunday, September 19	Dallas at Phoenix (TNT)	6:00
Monday, September 20	Denver at Kansas City (ABC)	8:00
Sunday, September 26	New England at New York Jets (TNT)	8:00
Monday, September 27	Pittsburgh at Atlanta (ABC)	9:00
Sunday, October 3	New York Giants at Buffalo (TNT)	8:00
Monday, October 4	Washington at Miami (ABC)	9:00
Sunday, October 10	Denver at Green Bay (TNT)	6:30
Monday, October 11	Houston at Buffalo (ABC)	9:00
Thursday, October 14	Los Angeles Rams at Atlanta (TNT)	7:30
Monday, October 18	Los Angeles Raiders at Denver (ABC)	7:00
Sunday, October 24	Indianapolis at Miami (TNT)	7:30
Monday, October 25	Minnesota at Chicago (ABC)	8:00
Sunday, October 31	Detroit at Minnesota (TNT)	7:00
Monday, November 1	Washington at Buffalo (ABC)	9:00
Sunday, November 7	Indianapolis at Washington (ESPN)	8:00
Monday, November 8	Green Bay at Kansas City (ABC)	8:00
Sunday, November 14	Chicago at San Diego (ESPN)	5:00
Monday, November 15	Buffalo at Pittsburgh (ABC)	9:00
Sunday, November 21	Minnesota at Tampa Bay (ESPN)	8:00
Monday, November 22	New Orleans at San Francisco (ABC)	6:00
Sunday, November 28	Pittsburgh at Houston (ESPN)	7:00
Monday, November 29	San Diego at Indianapolis (ABC)	9:00
Sunday, December 5	Cincinnati at San Francisco (ESPN)	5:00
Monday, December 6	Philadelphia at Dallas (ABC)	8:00
Sunday, December 12	Green Bay at San Diego (ESPN)	5:00
Monday, December 13	Pittsburgh at Miami (ABC)	9:00
Sunday, December 19	Philadelphia at Indianapolis (ESPN)	8:00
Monday, December 20	New York Giants at New Orleans (ABC)	8:00
Sunday, December 26	Kansas City at Minnesota (ESPN)	7:00
Monday, December 27	Miami at San Diego (ABC)	6:00
Sunday, January 2	New York Jets at Houston (ESPN)	7:00
Monday, January 3	Philadelphia at San Francisco (ABC)	6:00

VETERAN PLAYER PROFILES



SAFETY DENNIS SMITH HAD ANOTHER SOLID SEASON IN '92. HIS THREE INTERCEPTIONS TIED LOUIS WRIGHT FOR FIFTH IN TEAM HISTORY WITH 26. DENNIS WAS HONORED BY HIS TEAMMATES AS THE MOST INSPIRATIONAL PLAYER.

No. 27 STEPHEN DENNIS (Steve) ATWATER

Safety



Birthdate – October 28, 1966
Birthplace – Chicago, Ill.
Residence – Denver, Colo.
How Acquired – Draft #1, 1989
College – Arkansas
High School – Lutheran North HS,
 St. Louis, Mo.
Height – 6-3
Weight – 217
Pro Year – 5th
Year With Broncos – 5th

Steve Atwater earned his third consecutive Pro Bowl berth in 1992, and was also named All-NFL (AP, NEA, PFW/PFWA, TSN,) and All-AFC (Football News). He led the secondary and was second on the team with 151 total tackles, (73 tackles and 78 assists), and also posted two interceptions, a sack, 12 passes defended, two fumble recoveries, and two forced fumbles. Atwater sat out the season opener against the Raiders (9/6) with a sprained ankle but rebounded to post 17 total tackles in week two against the Chargers (9/13), one of nine games in which he recorded double figures in tackles. Atwater had a big game at Buffalo (12/12), recovering a fumble and intercepting a pass. In 1991 he earned his second straight Pro Bowl berth after a season in which he tied for the team lead with a career-high five interceptions and finished second on Denver's AFC-leading defense in total tackles with 150. Atwater was also named All-NFL (AP, Pro Football Weekly, College and Pro Football Newsweekly second-team) and All-AFC (Football News, Pro Football Weekly). For the season he registered 83 tackles, 67 assists, 11 passes defended, a sack, a forced fumble, and a fumble recovery. Atwater was named the AFC Defensive Player of the Week for his performance against the Seahawks (9/15) in which he had 10 total tackles, picked off a pass, and recovered a fumble. He was in double figures in total tackles nine times that year, with a high of 14 vs. Phoenix (12/15). In post-season play Atwater had 17 total tackles and three passes defended, and he intercepted a pass vs. Houston (1/4). He made his first appearance in the Pro Bowl after a tremendous 1990 campaign in which he finished second on the Broncos' defense with 173 total tackles, including a team-high 112 solo tackles, despite missing one game due to injury. For his efforts he was also named All-NFL (College and Pro Football Newsweekly 2nd team, Newspaper Editors Association – 2nd team) and All-AFC (UPI, Football News), and was voted by his teammates as Denver's most valuable defensive player. In addition, Atwater also posted two interceptions, four passes defended, two forced fumbles, and a quarterback sack, while also registering 10 total tackles on special teams. From his strong safety position Atwater posted five of Denver's top 10 single game tackle totals, including a personal high of 18 vs. Pittsburgh (10/14), and had 12 or more total tackles in nine games. He cemented his reputation as a hard hitter after a thunderous collision with Kansas City's Christian Okoye in a nationally televised Monday night game (9/17). Atwater sat out the game vs. Seattle (9/23) with a rib strain and saw limited action against the Chargers (12/16) after suffering torn rib cartilage early in the first half. Atwater was named NFL All-Rookie (Pro Football Weekly, College and Pro Football Newsweekly) for a fine campaign in 1989. He made an immediate impact as the Broncos' first-round pick, taking the place of former defensive captain Mike Harden at free safety and combining with strong safety Dennis Smith to form one of the NFL's most physical safety tandems. Atwater started every regular season game and led the Bronco defense with 86 first hits. He was second on the squad with 129 total

tackles and also claimed three interceptions, 10 passes defended, and a fumble recovery. Atwater had two interceptions in the week three contest against the Raiders (9/24), the second setting up the game-clinching field goal. He had six games with 10 or more total tackles, including a high of 12 vs. San Diego (10/8).

COLLEGE: Atwater was a three-time All-Southwest Conference selection and two-time All-American at the University of Arkansas. He became the Razorbacks' all-time interception leader with 14 over his four active campaigns. He went to the school as a wishbone quarterback but was moved to the secondary as a redshirt freshman. Atwater closed out his college career with an appearance in the Senior Bowl, a game in which he had two interceptions.

PERSONAL: Steve and his wife Letha reside in the Denver suburb of Aurora. A native of Chicago, Ill., he was all-conference and league MVP as a wishbone quarterback at Lutheran North HS in St. Louis Mo., where he was named the school's top scholar-athlete. Steve lettered three times in football, once each in baseball and track, and four times in basketball, garnering all-league, all-district, and All-America honors in that sport. He was selected to play in the McDonald's All-Star Classic, but missed the contest due to the chicken pox. He enjoys playing and training with his dog, as well as playing pool, fishing, basketball, and bowling. Steve is involved with the Shiloh House and had several speaking engagements across the country during the off-season. Steve's cousin Mark Ingram is a wide receiver for the New York Giants.

Professional Record

Year Club	Games	Starts	TACKLES			INTERCEPTIONS			
			Tackles	Assists	Total	No.	Yds.	Avg.	TD
1989 – Denver.....	16		86	43	129	3	34	11.3	0
1990 – Denver.....	15		112	61	173	2	32	16.0	0
1991 – Denver.....	16		83	67	150	5	104	20.8	0
1992 – Denver.....	15		73	78	151	2	22	11.0	0
TOTAL.....	62	62	354	249	603	12	192	16.0	0

ADDITIONAL STATISTICS: Recovered one fumble, 1989; recovered one fumble, 1991; recovered two fumbles, 1992.

QUARTERBACK SACKS: 1990 (1); 1991 (1); 1992 (1). Total – 3.

No. 33 ROD EARL BERNSTINE

Running Back



Birthdate – February 8, 1965
Birthplace – Fairfield, California
Residence – San Diego, CA
How Acquired – Unrestricted FA, 1993
College – Texas A&M
High School – Bryan HS,
 Bryan Texas
Height – 6-3
Weight – 238
Pro Year – 7th
Year with Broncos – 1st

Rod Bernstine came to the Broncos as a free agent from the San Diego Chargers in the 1993 off-season, and figures to play an important role in the Broncos' new offensive scheme. The 1992 season was difficult for Bernstine because of injuries. In the week seven game vs. Indianapolis (11/1/92) Bernstine rushed for 150 yards on 23 carries before leaving the game in the fourth quarter with a shoulder injury. For his efforts Bernstine was awarded AFC player of the week honors, but he was also placed on injured reserve. Prior to game seven

Bernstine led the Chargers in rushing. He returned to the active roster prior to game 14 against Cincinnati (12/13/93). In the following week's game vs. the L.A. Raiders (12/20/93) he sprained his right ankle which forced him to see limited action in the season finale against Seattle (12/27/93). Bernstine's injury problems continued into the playoffs. On his first carry in the Wild Card game against Kansas City (1/2/93) he sprained his left ankle forcing him out of the contest, and he was inactive for the Divisional playoff game vs. Miami (1/10/93). Bernstine was drafted by San Diego as a tight end with the 24th pick in the 1987 draft. He spent the 1987 season as an understudy to Kellen Winslow catching four passes for 31 yards, including a 10 yard touchdown pass from Dan Fouts against Cleveland (11/1). Bernstine showed his toughness on special teams and his teammates rewarded his efforts by voting him the Chargers' Outstanding Rookie of the Year. In 1988 Bernstine played the entire year at tight end before suffering a knee injury (12/4/88). He finished the season tied for fifth on the team with 29 receptions for 340 yards. He accounted for the two longest plays from scrimmage for the team in 1988 with 57 and 59 yard catches. His big day during the 1988 season was a nine-reception game vs. San Francisco (11/27/88) which was a team high in the 1988 season. In 1989 Bernstine took his first snaps at running back but was still vital to the Charger passing game. He led the team in receptions weeks two through four with his big day being an eight reception game against Houston (9/17/89). After suffering a sprained knee versus the Broncos (10/8/89), Bernstine was placed on injured reserve for the remainder of the season. The 1990 season saw Bernstine establish himself as a running back, saving his best performance for the last game of the year. In the season finale against the Raiders, he rushed 27 times for 114 yards, finishing the season with 124 carries for 589 yards, with a 4.8 yard average and 4 touchdowns. In 1991 Bernstine finished second on the team and seventh in the AFC in rushing with a career-high 766 yards on 159 carries (4.8 average). He led the team in touchdowns (eight) and was second on the team in scoring (48 points). Bernstine's rushing high in 1991 was 112 yards against Kansas City (9/29), but his most impressive game may have come against Miami (12/15). In that game he rushed for 104 yards on 13 carries, scored three touchdowns, and averaged eight yards per carry, a Charger team high in 1991.

COLLEGE: Bernstine converted from fullback to tight end in his junior year at Texas A&M. He led all tight ends nationally in receptions with 65 and finished eighth overall in receptions in his senior year. He participated in the Hula and Senior Bowls along with being named first team All-Southwest Conference and All-America in 1986.

PERSONAL: Rod and his wife Stephanie have one child, Payton (10/28/92), and the family resides in San Diego, Calif. He played his high school football at Bryan HS in Texas, where he was a three time All-District selection and was listed in Texas Football's Top 30. He was chairman of the Multiple Sclerosis 1989 Read-a-thon and now serves on the Board for Home of Guiding Hands which helps the mentally retarded.

Professional Record

RUSHING										RECEIVING			
Year	Club	Games	Starts	Att.	Yds.	Avg.	TD	No.	Yds.	Avg.	TD		
1987	- San Diego	10	2	1	9	9.0	0	10	76	7.6	1		
1988	- San Diego	14	13	2	2	3.5	0	29	340	11.7	0		
1989	- San Diego	5	0	15	137	9.1	1	21	222	10.6	1		
1990	- San Diego	12	1	124	589	4.8	4	8	40	5.0	0		
1991	- San Diego	13	8	159	766	4.8	8	11	124	11.3	0		
1992	- San Diego	9	1	106	499	4.9	17	12	86	7.2	0		
TOTAL		63	25	407	2007	4.9	17	91	888	9.8	2		

KICKOFF RETURNS

Year	Club	No.	Yds.	Avg.	TD
1987	- San Diego	1	13	13	0
1988	- San Diego	0	0	0	0
1989	- San Diego	0	0	0	0
1990	- San Diego	0	0	0	0
1991	- San Diego	2	7	3.5	0
1992	- San Diego	0	0	0	0
TOTAL		3	20	6.7	0

SINGLE GAME HIGHS

Most rushing attempts - 27, at L.A. Raiders, 12/30/90. **Most rushing yards** - 114, at L.A. Raiders, 12/30/90. **Longest run** - 63t, vs. Miami, 12/15/91. **Most receptions** - 9, vs. San Francisco 11/27/88. **Most reception yards** - 80, vs. San Francisco 11/27/88. **Longest reception** - 59, at L.A. Rams 11/13/88.

ADDITIONAL STATISTICS: Recovered one fumble, 1987; fumbled once, 1990; fumbled once 1991; fumbled two times 1992.

No. 34 TYRONE SCOTT BRAXTON

Safety



Birthdate - December 17, 1964
Birthplace - Madison, Wis.
Residence - Englewood, Colo.
How Acquired - Draft #12, 1987
College - North Dakota State
High School - James Madison Memorial HS, Madison, Wis.
Height - 5-11
Weight - 185
Pro Year - 7th
Year with Broncos - 7th

Tyrone Braxton turned in another fine performance last season, his fourth as Denver's starting left cornerback. He led the team with 16 passes defended and had totals of 56 tackles, 43 assists, and two interceptions. Braxton played very well in the week two clash with the Chargers (9/13), netting 11 total tackles and four passes defended. Braxton made a successful comeback in 1991 from a knee injury that caused him to miss most of the previous campaign. He once again served as Denver's starting left cornerback and marked his return by intercepting a pass for a touchdown in the season opener vs. Cincinnati (9/1). In regular season play Braxton had 57 tackles, 35 assists, 12 passes defended, four interceptions, a sack, a forced fumble, and a fumble recovery. He had a big game against New England (12/1), posting six tackles, three passes defended, and a sack. In post-season play Braxton had seven tackles and seven assists, and intercepted a pass in the AFC Championship Game at Buffalo (1/12). He tore the medial collateral ligament in his right knee in the third game of the 1990 season, and underwent surgery to repair the injury. Braxton registered 17 total tackles, an interception, and two passes defended before being hurt. Braxton had a tremendous season in 1989, playing cornerback for the first time in his career. He started every game for the Broncos and ranked sixth in the AFC with a team-leading six interceptions, while also pacing Denver's defense with 14 passes defended. In regular season play Braxton posted 77 first hits, 34 assists, two forced fumbles, and two fumble recoveries. He helped set the tone for the Broncos' defensive resurgence that season when on opening day vs. Kansas City (9/10) he intercepted a pass on the Chiefs' first

play from scrimmage and returned it for 34 and a touchdown. Braxton set up a Denver touchdown with a 35-year fumble return against Washington (11/20), and racked up 12 tackles and an interception at Seattle (10/22). He had a good season in 1988 as one of the leaders on Denver's special teams and as a reserve defensive back. Braxton closed out that campaign with 39 total tackles, five passes defended, two interceptions, a fumble recovery, and a quarterback sack. In 1987 he played in the final two regular season games and all three postseason contests, spending the first 13 weeks of the season on injured reserve with a shoulder injury suffered in the preseason. Primarily a special teams player in the regular season, he posted three first hits and two assists in the postseason, and was named Denver's special teams most valuable player for his performance in the divisional playoff game vs. Houston (1/10). He was Denver's 12th-round draft pick in 1987, the second to last player taken.

COLLEGE: Braxton was a defensive back and punt return specialist at North Dakota State, earning all-conference honors as a senior after posting 128 tackles, an interception, and two fumble recoveries. As a junior he led the conference with five interceptions and a punt return average of 15.0, earning him second-team all-conference honors. Braxton was a member of the North Central Conference champion outdoor 400-meter relay squad that competed in the national championship.

PERSONAL: Tyrone and his wife Elizabeth reside in the Denver suburb of Englewood. A native of Madison, Wis., he attended James Madison Memorial HS there, and was named all-conference in football as a senior. He lettered twice each in football and basketball and once in track. Tyrone majored in physical education and enjoys fishing in his spare time. In the past he has had a job as a gravedigger. Tyrone is a relative of the late Jim Braxton, who was an offensive lineman for the Buffalo Bills.

Professional Record

Year Club	Games	TACKLES				INTERCEPTIONS			
		Starts	Tackles	Assists	Total	No.	Yds.	Avg.	TD
1987 - Denver	2	0	0	0	0	0	0	0.0	0
1988 - Denver	16	0	38	11	39	2	6	3.0	0
1989 - Denver	16	16	77	34	111	6	103	17.2	1
1990 - Denver	3	2	11	6	17	1	10	10.0	0
1991 - Denver	16	15	57	35	92	4	55	13.8	1
1992 - Denver	16	14	56	43	99	2	54	27.0	0
TOTAL	69	47	239	129	358	15	228	15.2	0

SACKS: 1988 (1), 1991 (1). Total - 2.

ADDITIONAL STATISTICS: Recovered one fumble, 1989; recovered one fumble, 1991.

No. 42 MICHAEL ANTONIO BROOKS

Free Safety



Birthdate - March 12, 1967
Birthplace - Greensboro, NC
Residence - Greensboro, NC
How Acquired - FA, 1993
College - North Carolina State
High School - Page HS,
 Greensboro, NC
Height - 6-0
Weight - 189
Pro Year - 4th
Year with Broncos - 1st

Michael Brooks came to the Broncos as a free agent during the 1993 offseason. He was originally signed as a free agent by the San Diego Chargers in 1989 and spent the first 14 weeks of the season on the practice squad, before being activated for the final two games. His only action as a rookie came as a nickel back and on special teams against the Broncos (12/24) in the season finale of the 1989 season. In 1990 he was released by the Chargers during the preseason and joined the Cowboy's practice squad on November 7. Brooks was activated for the Cowboy's final three games of the 1990 season, registering two special teams tackles. He spent the entire 1991 season on injured reserve after tearing his left anterior cruciate ligament in the first preseason game against Kansas City.

COLLEGE: Brooks finished second on the team in tackles with 82 as a senior at North Carolina State. He was an honorable mention All-American in 1988 and helped lead the Wolfpack to a Peach Bowl victory over Iowa, finishing the game with two interceptions. As a junior Brooks finished the year as the team leader in tackles with 105. He finished his collegiate career with 277 total tackles, 30 passes defended, eight interceptions, four forced fumbles and two fumble recoveries.

PERSONAL: He was an All-State running back and linebacker at Page High School, where he led his team to three straight state titles. Michael was also an All-American sprinter at North Carolina State, helping the Wolfpack to three straight ACC outdoor track titles. Brooks was a business management major while in college.

Professional Record

Games	TACKLES				Total
	Starts	Tackles	Assists		
1989 - San Diego	1	0	0	0	0
1990 - Dallas	3	0	2	0	2
1991 - Dallas	INJURED RESERVE				
TOTAL	4	0	2	0	2

No. 23 ERIC GERARD COLEMAN

Corner Back



Birthdate – December 27, 1966
Birthplace – Denver, CO
Residence – Denver, CO
How Acquired – FA, 1993
College – Wyoming
High School – Thomas Jefferson HS,
Denver, CO
Height – 6-0
Weight – 190
Pro Year – 3rd
Year with Broncos – 1st

Eric Coleman was signed by the Broncos as a free agent during the 1993 offseason, and is entering his third season after being drafted in the second round (43rd player overall) by the New England Patriots in 1989. Coleman played a reserve role in the defensive secondary with the Patriots in the 1989 season. He played in 8 games, with one interception, before being placed on injured reserve with a foot injury in November. Coleman played in only 7 games in 1990 before being placed on the injured reserve list for the remainder of the '90 season with a knee injury. He was released by the Patriots in '91 after failing a team physical. He attended the camps of the Kansas City Chiefs (1991) and the Buffalo Bills (1992), but did not make the final cuts.

COLLEGE: Coleman was an All-Western Conference selection in his senior year at the University of Wyoming. In his senior season he led the team in tackles, collected two interception and forced one fumble. Coleman also competed on the school's track team for the four years he was with the Cowboys.

PERSONAL: Eric is single and makes his home in Denver, CO. He is a native of Denver and attended Thomas Jefferson HS, where he still holds the school's long jump record of 22 feet 10 inches.

Career Record

TACKLES

Year	Club	Games	Starts	Tackles	Assists	Total	Sacks
1989	New England	8	0	15	2	17	0
1990	New England	7	0	4	1	5	0
TOTAL		15	0	19	3	22	0

ADDITIONAL STATISTICS: Intercepted one pass, 1989; forced one fumble 1990.

No. 51 MIKE CROEL

Linebacker



Birthdate – June 6, 1969
Birthplace – Detroit, Mich.
Residence – Aurora, Colo.
How Acquired – Draft #1, 1991
College – Nebraska
High School – Lincoln-Sudbury,
Sudbury, Mass.
Height – 6-3
Weight – 231
Pro Year – 3rd
Year with Broncos – 3rd

Mike Croel started every game at outside linebacker last year and had 66 tackles, 31 assists, while also posting five sacks, four passes defended, two forced fumbles, and a fumble recovery. Against Kansas City (10/4) Croel had a sack and forced a fumble, and had 2.5 sacks vs. San Diego (9/13). He set the tone for Denver's defense when he threw Jeff Hostetler for a 10-yard loss on the first play of the game against the Giants (11/15). Croel had a tremendous season in 1991 and for his efforts was named the NFL Rookie of the Year (Bert Bell Award-World Almanac, Washington Touchdown Club, Pro Football Weekly, Pro-Set). The fourth player taken in that year's draft, Croel was also named AFC Defensive Rookie of the Year (AP, College and Pro Football Newsweekly) and NFL All-Rookie (Football News, Pro Football Weekly, Football Digest, College and Pro Football Newsweekly). He began the regular season backing up Tim Lucas at outside linebacker, but became a starter after Lucas was injured early in the third game of the year. Croel started the next nine games until a sprained ankle, and then chicken pox, sidelined him for three contests. He returned to start the regular season finale and both post-season games. Croel in 1991 finished second on the team with 10 sacks, and was on pace to break Leslie O'Neal's NFL rookie sack record of 12.5 before his injury. Midway through the season he had a stretch of six games in which he posted at least one sack, including two vs. Kansas City (11/17). He forced a team-leading four fumbles, one of which was returned for a TD at Seattle (11/24) by Warren Powers. In regular season play, Croel also netted 55 tackles, 29 assists, and two passes defended, and had five tackles and an assist on special teams. In the Broncos two post-season games he had eight total tackles and broke up one pass.

COLLEGE: Croel was a consensus All-Big Eight selection in his senior season at Nebraska, and also earned several All-American honors. Regarded as the fastest linebacker in the country, as well as one of the fastest defensive players, he closed out his college play with 142 tackles, 12 sacks, and 13 passes broken up, while also blocking four kicks on the Huskers' special teams unit. He was a semifinalist for the Butkus Award as a senior. As a junior Croel was named an honorable mention All-American and made the All-Big Eight second team.

PERSONAL: Mike and his wife Cassaundra make their offseason home in Aurora, Colo. A native of Detroit, Mich., he was an all-state and all-league selection as a tight end at Lincoln-Sudbury (Mass.) HS, leading his team to a string of 25 consecutive victories during his three year career. As a senior Croel average 29.0 yards on 19 receptions, scored touchdowns on a kickoff return, punt return and on a free kick, blocked three punts, and led the team in tackles. He was also a standout in track, winning the New England prep 100-meter title as a sophomore with a 10.7 second time. Mike was an art major at the University of Nebraska, and has furthered his art career by hosting an annual Mike Croel Art Show which showcases his work, along with the work of other artists. His special area is design graphics, but he also likes to paint abstracts.

Professional Record

	Games	Starts	Tackles	Assists	Total	Sacks
1991 - Denver.....	13	10	55	29	84	10.0
1992 - Denver.....	16	16	66	31	97	5.0
TOTAL.....	29	26	121	60	181	15.0

ADDITIONAL STATISTICS: Recovered one fumble, 1992.

No. 5 BRADLEY WILLIAM (Brad) DALUIISO

Kicker



Birthdate - Dec. 31, 1967
Birthplace - San Diego, Calif.
Residence - El Cajon, Calif.
How Acquired - Waivers, 1992
College - UCLA
High School - Valhalla HS, El Cajon, Calif.
Height - 6-2
Weight - 207
Pro Year - 3rd
Year with Broncos - 2nd

Brad Daluiso (DAAH-loo-ee-so) proved to be a valuable defensive weapon for Denver in 1992 with his booming kickoffs and he also performed well in two games in which he was called in to handle the punting chores. For the season he kicked off 65 times with 53 touchbacks, a .815 percentage, and had only 12 returned, by far the lowest total in the NFL. Denver opponents scored just four times after starting their possessions with a Daluiso touchback kickoff. After Mike Horan was injured following a blocked punt vs. Houston (10/18), Daluiso averaged 48.5 yards on four punts, with one touchback and one inside the 20. He was also called on for the season finale at Kansas City (12/27), punting six times for a 45.5 average, with two inside the 20 and a 67-yarder that was the Broncos' longest last season. Daluiso was picked up by the Broncos off of waivers from Dallas just prior to the beginning of the regular season. He attended Green Bay's training camp in 1991, but was traded to Atlanta and played in the first two regular season games there. Daluiso was waived but was claimed by Buffalo. He spent the rest of the campaign with the Bills and posted season totals of 26 touchbacks on 78 kickoffs, also converting two of three field goal attempts and both extra point attempts. He signed with Dallas as a Plan B free agent in February 1992.

COLLEGE: Daluiso was a second-team All-Pac 10 selection as a senior at UCLA. He hit 13 of 19 field goals and 32 of 33 PAT tries to lead the Bruins in scoring. He made the team as a walk-on in 1989 and handled 46 of the team's 48 kickoffs. Daluiso was a member of the Grossmont (Calif.) JC soccer team before becoming a kickoff specialist on the football team in 1988. He attended San Diego State in 1986 but did not play football.

PERSONAL: Brad is single and makes his offseason home in El Cajon, Calif. He was born in San Diego, Calif., and attended Valhalla HS in El Cajon, earning letters in tennis and soccer, leading his team to the 1986 CIF soccer championship. He majored in sociology at UCLA.

Professional Record

KICKOFFS

Year Club	Games	Starts	Kickoffs	Touchbacks	Pct.	FGM	FGA	Pct.
1991 - Atlanta.....	2	0	0	0	.000	2	3	.667
1991 - Buffalo.....	14	0	78	26	.333	0	0	.000
1992 - Denver.....	16	0	65	53	.815	0	1	.000
TOTAL.....	32	0	143	79	.552	2	4	.500

EXTRA POINTS

Year Club	PATM	PATA	PCT.	No.	Yds.	Avg.	In20	TB	LG
1991 - Atlanta.....	2	2	1.000	0	0	0.0	0	0	0
1991 - Buffalo.....	0	0	.000	0	0	0.0	0	0	0
1992 - Denver.....	0	0	.000	10	467	46.7	2	1	67
TOTAL.....	2	2	1.000	10	467	46.7	2	1	67

PUNTING

No. 62 JEFFREY JOHN (Jeff) DAVIDSON

Tackle/Guard



Birthdate - October 3, 1967
Birthplace - Akron, Ohio
Residence - Denver, Colo.
How Acquired - Draft #5a, 1990
College - Ohio State
High School - Westerville North HS, Westerville, Ohio
Height - 6-5
Weight - 309
Pro Year - 4th
Year with Broncos - 4th

Jeff Davidson started every game at left guard for Denver in 1992. He was moved to the position from left tackle during training camp. In 1991 Davidson started 14 regular season games and both post-season contests at left tackle for Denver. He alternated playing time during the last half of the season with newly acquired Harvey Salem, who took over in passing situations. He came to Denver as the team's fifth round draft choice in 1990 and played in 12 games as a reserve lineman. Bronco coaches are impressed with Davidson's grasp of Denver's offensive system and his ability to make on-field adjustments.

COLLEGE: Davidson overcame a rash of injuries early in his college career to establish himself as one of the leading linemen in the Midwest. He earned All-Big Ten and honorable mention All-America honors as a senior at Ohio State. A four-time letter winner, Davidson was a team captain, and closed out his Buckeye career with an appearance in the East-West Shrine Game. He majored in mechanical engineering at Ohio State, where he earned several academic honors.

PERSONAL: Jeff and his wife Judy reside in Denver. A native of Akron, Ohio, he was a two-time All-Ohio offensive tackle at Westerville (Ohio) North HS, earning Parade Magazine All-American honors. He lettered three times in football, four times in track and once in baseball. Jeff's father, Jim, was an Ohio State All-American in 1964 and a first round draft choice of the Buffalo Bills in 1965, while his brother, Jim Jr., also played football at Ohio State in 1985. Jeff's hobbies include skiing, weightlifting, and photography.

Professional Record

GAMES PLAYED: 1990 (12), 1991 (14), 1992 (16). Total - 42.
GAMES STARTED: 1991 (14), 1992 (16). Total - 30.

No. 39 ROBERT LEWIS DELPINO

Running Back



Birthdate – November 2, 1965
Birthplace – Dodge City, Kansas
Residence – Irvine, California
How Acquired – Unrestricted FA, 1993
College – Missouri
High School – Dodge City Hs.,
 Dodge City, Kansas
Height – 6-0
Weight – 205
Pro Year – 6th
Year with Broncos – 1st

Robert Delpino came to the Broncos in the 1993 offseason as an unrestricted free agent from the Los Angeles Rams. He is in his sixth season as a pro and has amassed some impressive numbers at the running back position. Delpino is known to be an excellent all-purpose player, and showed off his skills in the first game of the 1992 season against Buffalo (9/6/93). In that game Delpino rushed for 30 yards on nine carries and caught five passes for 46 yards. In the weeks following the first game, Delpino remained a solid contributor for the Rams before sustaining a sprained left knee in a week five matchup against San Francisco (10/4/93). The injury forced Delpino out of action for the next six games, before being activated for the week 13 matchup vs. Minnesota (11/29/92). He played spot duty in that game and for the remainder of the season, primarily seeing action on passing downs. Delpino was taken by the Rams in the fifth round of the 1988 draft and played in 15 of the 16 regular season games, starting three. He received several awards for his play that year including team rookie of the year and special teams player of the year. In 1989 Delpino appeared in all 16 regular season games and started one. He finished the season with 1036 all purpose yards and racked up 11 tackles on special teams. In 1990 he appeared in 15 regular season games and accounted for 613 all-purpose yards. He also made three special teams tackles. The 1991 season was Delpino's best year as a pro. He accounted for 1305 yards in total offense. He was first on the team in rushing with 688 yards on 214 carries and nine touchdowns, and finished second on the team in receiving with 55 catches for 617 yards and one touchdown. Delpino's sixty points (10 touchdowns) placed him in a tie for sixth in NFL scoring for the '91 season.

COLLEGE: Delpino transferred from Dodge City Community College to the University of Missouri in 1986 for his last two collegiate seasons. In 1985 he was named Kansas Junior College League MVP by compiling a total of 59 catches for more than 600 yards and seven touchdowns. He went to the Tigers as a wide receiver, but converted to running back in his senior year. As a senior he rushed for 750 yards on 115 carries for a 6.5 yard average.

PERSONAL: Robert is single and makes his home in Irvine, California. He attended Dodge City HS in Dodge City, Kansas, where he played tight end and wide receiver on the football team.

Professional Record

Year	Club	Games	RUSHING				TD	RECEIVING			
			Starts	Att.	Yds.	Avg.		No.	Yds.	Avg.	TD
1988	- L.A. Rams	15	3	31	131	4.2	0	28	267	9.5	2
1989	- L.A. Rams	16	1	78	368	4.7	1	34	334	9.8	1
1990	- L.A. Rams	15	3	13	52	4.0	0	15	172	11.5	4
1991	- L.A. Rams	16	15	214	688	3.2	9	55	617	11.2	1
1992	- L.A. Rams	10	4	32	115	3.6	0	18	139	7.7	1
TOTAL		72	26	368	1354	3.7	10	150	1529	10.2	9

KICKOFF RETURNS

Year	Club	No.	Yds.	Avg.	TD
1988	- L.A. Rams	14	333	23.8	0
1989	- L.A. Rams	17	334	19.6	0
1990	- L.A. Rams	20	389	19.5	0
1991	- L.A. Rams	4	54	13.5	0
1992	- L.A. Rams	6	83	13.8	0
TOTAL		61	1193	19.6	0

SINGLE GAME HIGHS

Most rushing attempts – 27 at N.Y. Giants, 9/8/91. **Most rushing yards** – 116 at N.Y. Giants, 9/8/91. **Longest run** – 36 at N.Y. Giants, 9/8/91. **Most receptions** – 10 vs. Phoenix, 9/1/91. **Most reception yards** – 118 at L.A. Raiders, 10/20/91. **Longest reception** – 78 vs. New Orleans, 11/3/91. **Most kickoff returns** – 6 at Pittsburgh 10/29/90. **Most yards, Kickoff returns** – 133 at Pittsburgh 10/29/90. **Longest kickoff return** – 38 at Pittsburgh, 10/29/90.

ADDITIONAL STATISTICS: Recovered one fumble and fumbled twice, 1988; fumbled once, 1989; recovered one fumble and fumbled once, 1990; recovered one fumble and fumbled three times, 1991; fumbled two times and recovered two fumbles, 1992.

No. 29 CHARLES LOUIS DIMRY

Cornerback



Birthdate – January 31, 1966
Birthplace – San Diego, Calif.
Residence – Oceanside, Calif.
How Acquired – Plan B, 1991
College – Nevada-Las Vegas
High School – Oceanside HS,
 Oceanside, Calif.
Height – 6-0
Weight – 175
Pro Year – 5th
Year with Broncos – 2nd

Charles Dimry played in every game in 1992 with Denver and moved into the starting line-up with two weeks to go in the campaign. In addition to the two end-of-season starts, Dimry was also a member of the starting line-up on four other occasions. For the season he had 47 tackles, 12 assists, an interception, and 13 passes defended, second-most among Broncos. Against San Diego (9/13), Dimry broke up two passes and set up Denver's winning touchdown with an interception. He proved to be a valuable addition to Denver's secondary in 1991. He joined the team as a Plan B free agent from Atlanta and played as Wymon Henderson's back-up at right cornerback as well as in the Broncos' nickel package. In regular season play he led the team with 17 passes defended, while also posting 21 tackles, 17 assists, three interceptions, and a fumble recovery. Dimry turned in one of the key plays of the year when he intercepted a Steve DeBerg pass at Kansas City (11/17) and returned it 26 yards for his first pro touchdown. In the season finale at San Diego (12/22) he had five passes defended and an interception to earn game MVP honors. Dimry started against Houston in the Divisional Playoff Game (1/4) and his post-season stats show eight tackles, four assists, and a pass defended. He played three seasons with Atlanta after joining the team as a fifth-round draft choice in 1988. In 1990 he started 12 of 16 games played and recorded career highs in interceptions (five) and tackles (55), with 12 passes defended.

COLLEGE: Dimry earned a spot in the starting lineup as a sophomore at the University of Nevada-Las Vegas, although injuries as a junior and senior slowed his final two seasons. In 31 games he intercepted three passes, one for a touchdown, made 101 tackles, deflected 19 passes, and had a pair of sacks.


PERSONAL: Charles and his wife Francine have two daughters, Erin (7/18/91) and Carlee (8/5/92), and the family makes its home in Oceanside, Calif. A native of San Diego, Calif., he graduated from Oceanside (Calif.) HS. His father was a member of a 440-relay team that set a San Diego city record, a record that still stands.

Professional Record

Year Club	Games	Starts	TACKLES			INTERCEPTIONS				
			Tackles	Assists	Total	No.	Yds.	Avg.	TD	
1988 - Atlanta	16	1	15	5	20	0	0	0.0	0	
1989 - Atlanta	16	4	26	5	31	2	72	36.0	0	
1990 - Atlanta	16	12	41	14	55	3	16	5.3	0	
1991 - Denver	16	1	21	17	38	3	35	11.7	1	
1992 - Denver	16	6	47	12	59	1	2	2.0	0	
TOTAL		80	24	150	53	203	9	125	13.9	1

ADDITIONAL STATISTICS: Recovered one fumble, 1991.

No. 99 SHANE DRONETT *Defensive End*



Birthdate - January 12, 1971
Birthplace - Orange, Texas
Residence - Orange, Texas
How Acquired - Draft #2, 1992
College - Texas
High School - Bridge City HS, Orange, Texas
Height - 6-5
Weight - 275
Pro Year - 2nd
Year with Broncos - 2nd

Shane Dronett had an impressive NFL debut in 1992, playing well enough to move into the starting line-up for the final two games of the campaign. He closed out the season third on the team with 6.5 sacks, while also posting 30 tackles, 23 assists, five passes defended, two fumble recoveries, and a forced fumble. Midway through the season he had two sacks against the Jets (11/8) and the following week forced and recovered a fumble against the Giants (11/15).

COLLEGE: Dronett was a first-team All-American and a two-time all-conference choice during his sterling career at the University of Texas. A consensus All-Southwest Conference player as a senior, Dronett posted 72 tackles (44 solo), 25 quarterback pressures, four blocked kicks, four forced fumbles, and nine passes broken up. Dronett became a starter at left defensive end as a freshman with the Longhorns.

PERSONAL: Shane is single and has a daughter, Berkley (8/31/92). He makes his offseason home in his native Orange, Texas, where he attended Bridge City HS. He was a second-team Class 4A all-state selection as a tight end, earning third-team honors on the Texas Sportswriters' Super All-State squad. He was rated the best tight end prospect overall by the Austin American-Statesman, closing out his career with an appearance in a Texas all-star game in which he played against Tommy Maddox. Shane was a pre-business major at Texas.

Professional Record

Year Club	Games	Starts	Tackles	TACKLES			Sacks
				Assists	Total		
1992 - Denver.....16		2	30	23	53		6.5
TOTAL.....16		2	30	23	53		6.5

ADDITIONAL STATISTICS: Recovered two fumbles, 1992.

No. 7 JOHN ALBERT ELWAY

Quarterback



Birthdate - June 28, 1960
Birthplace - Port Angeles, Wash.
Residence - Englewood, Colo.
How Acquired - Trade with Balt., 1983
College - Stanford
High School - Granada Hills HS, Los Angeles, Calif.
Height - 6-3
Weight - 215
Pro Year - 11th
Year with Broncos - 11th

John Elway enters his 11th NFL season in 1993 after leading the Broncos through a decade of success. During Denver's Elway era (1983-92), the Hall of Fame caliber quarterback has spurred his team on to three victories in four AFC Championship Games, five AFC Western Division titles, and six playoff berths.

NFL LEADERS, MOST 3,000 YARD PASSING SEASONS

NAME	YEARS WITH 3,000 YARDS	SEASONS WITH 3,000 YARDS	NFL SEASONS	CAREER YARDS
Dan Marino, Miami	9	1984 - 92	10	39,502
JOHN ELWAY, DENVER	7	1985 - 91	10	30,216
Joe Montana, San Francisco	7	1981, 1983 - 85, 1987, 1989 - 90	13	34,905
Boomer Esiason, Cincinnati	6	1985 - 90	9	25,671
Dan Fouts, San Diego	6	1979 - 81, 1984 - 86	15	43,040

Since Elway's rookie season the Broncos have posted the NFL's fifth best record (98-60-1, .619), a mark just one-half game behind the AFC-leading Miami Dolphins. No team can match Denver's sterling home record in that time period, which stands at 63-17 (.788).

Elway in 1992 became just the 15th quarterback in NFL history to reach the 30,000-yard plateau in passing. Despite playing in just 12 games he was voted by teammates as Denver's offensive MVP, the sixth such honor of his career.

Elway's career totals show 30,216 passing yards and 2,282 rushing yards, which combine for a total offense mark of 32,498 yards. He holds or is tied for 19 regular season team records, including most touchdown passes (158), highest average gain per rush (4.61), and lowest career interception avoidance percentage (.036). His rushing total ranks sixth in team history, just 104 yards behind fifth-ranked Bobby Humphrey, and seventh among all-time NFL quarterbacks. He holds an NFL record with seven consecutive campaigns (1985-91) with over 3,000 yards passing and over 200 yards rushing.

Elway now has a 96-57-1 (.627) overall record as a starting quarterback, but can claim a 92-51-1 (.642) record, including playoffs, since becoming the Broncos' permanent starter in the first game of

1984. He has an 89-52-1 (.630) career regular season record as a starter, including a home record of 57-15 (.792).

In his career, Elway has engineered 31 fourth-quarter, game-saving drives, and the team has a record of 30-0-1 in the contests. Those games include 24 fourth-quarter, game-winning drives and seven fourth-quarter, game tying drives. (See complete listing of drives on page).

He has completed 45 passes of 50 or more yards as a Bronco and has 17 regular season (19 overall) 300-yard passing games. He has had 29 overall games with 300 or more yards of total offense and Denver is 19-9-1 in those contests.

In postseason play Elway has started 12 of 13 games and has completed 200 of 384 passes for 3,019 yards, with 16 touchdowns and 17 interceptions. He has gained 349 yards on 66 rushing attempts, scoring four times.

ELWAY NAMED 1992 EDGE NFL MAN OF THE YEAR

John Elway was named the 1992 Edge NFL Man of the Year for his work with the Elway Foundation, a non-profit organization which has raised over \$1,000,000 that was directed toward the prevention and treatment of child abuse throughout Colorado. Elway was presented with the Man of the Year trophy on January 28.

Among the groups assisted by the Elway Foundation are Family Focus and the Kempe Children's Foundation. The Elway Foundation in 1991 alone raised over \$400,000.

Elway is also a member of the Mayor's Council on Physical Fitness and has served as chairman of the National Kidney Foundation for the Rocky Mountain region.

The Edge NFL Man of the Year award is truly unique in that it is the only league-sponsored award that recognizes a player's off-the-field community service work as well as his playing excellence. Perhaps the most prestigious of all NFL awards, it has been in existence since 1970.

1992: Elway completed 174 of 316 passes for 2,242 yards, with 10 touchdowns and 17 interceptions. He gained 94 yards and scored twice on 34 rushing attempts. He missed games 11 through 14 because of a bruised tendon in his right shoulder, suffered while running for a first down against the Giants (11/15). Elway earned two AFC Offensive Player of the Week honors last year, grabbing the first one for his performance on opening day. Against the Raiders (9/6) he drove Denver 85 yards in seven plays to score the winning points with 55 seconds left, a score set up by a 48-yard pass to Arthur Marshall. His second player-of-the-week honors came after he threw two touchdown passes in the final two minutes to give Denver a 20-19 victory over Kansas City (10/4). Elway passed for 311 yards in that game, his only 300-yard effort of the season. In week two against San Diego (9/13) Elway threw two TD passes and scored on an eight-yard run. Against the Jets (11/8) he threw an 80-yard touchdown pass to Arthur Marshall, his longest regular season TD pass ever. He turned in a sterling performance against Houston (10/18), directing a three-play, 80-yard drive for the winning score with less than two minutes remaining in the game.

1991: Elway completed 242 of 351 passes for 3,253 yards, a total ranked sixth in the AFC and ninth in the NFL. He threw 12 touchdown passes and tied a career low with just 12 interceptions. He had 36 pass completions of 20+ yards, nine of 40+, five of 50+, and four of 60+. Elway was third on the team with 258 yards rushing, and his six TDs led the team and set a new career single season high. He was bothered throughout the second half of the season by a shoulder problem that was corrected by arthroscopic surgery in the 1992 offseason.

Against Cincinnati in the season opener (9/1), Elway threw for 262 yards and two touchdowns, scored two rushing TDs, and caught a 24-yard pass from Steve Sewell. Against Kansas City (10/20) he combined with Mark Jackson for a 71-yard gain on a fourth-and-13 play to set up the winning field goal. Elway had his only 300-yard passing performance of the year in Denver's loss at Houston (10/6), with 301 yards. His heroics were never more evident than in the Broncos' 26-24 Divisional Playoff Game victory over Houston (1/4). He rallied Denver from a 21-6 deficit, and on a drive in which he completed a fourth-down pass to Michael Young for a first down, he drove his team to a

touchdown to cut the Oilers' lead to one point at 24-23. Houston's next drive stalled but a punt gave the Broncos the ball on the two. Twice Elway converted fourth down plays, first on a seven-yard run and later with a 44-yard pass to Vance Johnson, to set up Denver's winning field goal. For the game Elway completed 19 of 33 passes for 257 yards, with one TD and one interception, and rushed six times for 39 yards. In the AFC Championship Game loss at Buffalo (1/12) he completed 11 of 21 passes for 121 yards and an interception before having to leave the game in the fourth quarter with a thigh injury.

1990: Elway completed 294 of 502 passes in 1990, (a .586 completion percentage that stands as the highest of his career), for 3,526 yards, 15 touchdowns, and 14 interceptions. He gained 258 yards on 50 rushing attempts and scored three touchdowns on the ground. Elway turned in several gutsy performances last season, and played some of his best games in the midst of Denver's six game losing streak, including a 328-yard, two-TD performance at Kansas City (12/9). That performance was his 17th career 300-yard game and the 27th time in which he totaled over 300 yards of total offense. Denver is 18-8-1 in those games. Elway had three of his top six career completion percentages in 1990, with a high of .800 at Minnesota (11/4), and also tied his personal single game completion mark with 30 vs. Seattle (9/23). Elway and wide receiver Vance Johnson combined on Denver's most memorable play of the season when on fourth and 10 against Kansas City (9/17) they connected on a 49-yard pass that set up a last second game-winning field goal attempt. He also set a new regular season rushing high with a mark of 52 yards against the Raiders (12/2).

1989: Elway in 1989 led Denver to its third AFC Championship in four years. He completed 223 of 416 passes for 3,051 yards, with 18 touchdowns and 18 interceptions, and he rushed for 244 yards on 48 carries, scoring three times. Elway had one 300-yard passing game in the regular season, passing for 344 yards and two TDs in the Broncos' overtime win at Seattle (10/22). He led Denver to a 38-0 halftime lead against the Seahawks (11/26) after passing for 217 yards and four TDs. In the divisional playoff game vs. Pittsburgh (1/7/90) Elway completed 12 of 20 passes for 239 yards, including completions of 51 and 37 yards, and rushed for 44 yards, with one run of 32 yards. He had one of the best performances of his career in the AFC Championship Game against Cleveland (1/14), totaling over 300 yards total offense for the third time in a conference title game. He completed 20 of 36 passes for 385 yards and three TDs. Elway combined with Michael Young on a 70-yard scoring play, completed a 43-yard pass to Steve Sewell, threw a 39-yard TD pass to Sammy Winder, and gained 25 of his 39 rushing yards on one play. In Super Bowl XXIV (1/28) he completed 10 of 26 passes for 108 yards and scored Denver's only TD of the game on a three yard run.

1988: In 1988 Elway threw for 3,309 yards and rushed for 234 yards despite being bothered for most of the season by several nagging injuries. He was voted by teammates as Denver's most valuable offensive player for the fourth straight year, sharing the award with running back Sammy Winder, following a campaign in which he completed 274 of 496 passes, with 17 touchdowns and 19 interceptions. He had his only 300-yard passing game of the season against the Raiders (12/4) with 324 yards and two touchdowns.

1987: Elway was named the NFL's Most Valuable Player (AP) and the AFC's starting quarterback in the Pro Bowl after turning in a tremendous season in 1987, a year in which he became the first AFC signal caller since Terry Bradshaw (1978-79) to lead his team to consecutive conference crowns. Elway was named All-NFL (The Sporting News, NEA, AP-second team) and All-AFC (UPI, Pro Football Weekly, The Football News), in addition to being tabbed as the AFC MVP (NFLPA), AFC Player of the Year (The Football News), AFC Offensive Player of the Year (UPI, Kansas City 101 Club), and Colorado Pro Athlete of the Year (Colorado Sports Hall of Fame). He was dynamic in the AFC Championship Game against the Browns, completing 14 of the 26 passes for 281 yards and three TDs, while

also rushing 11 times for 36 yards. In Super Bowl XXII he completed 14 of 38 passes for 257 yards, ran for 32 yards on three carries, and became the first quarterback in Super Bowl history to catch a pass, a 23-yarder from Steve Sewell. Elway's 56-yard scoring strike to Ricky Nattiel on Denver's first play from scrimmage provided the earliest TD in Super Bowl history (elapsed time of 1:57). He was voted the Broncos' offensive MVP for a regular season performance in which he completed 224 of 410 passes for 3,198 yards, an average of 267 yards per game, with 19 TD passes. Elway had four 300 yard passing games that year, a team record. He led all AFC quarterbacks in rushing for the fourth straight season was second on the team with a career-high 304 yards, scoring four times.

1986: Elway led the Broncos to their first AFC Championship in nine seasons in 1986, while earning his first Pro Bowl berth. He was honored with the Seattle Gold Helmet Award (Professional Football Player of the Year) and received the King of the Hill award from the Colorado Sports Hall of Fame, in addition to being named honorable mention All-NFL (AP) and All-AFC (UPI-second team). Along with his 18 TD passes that year, Elway also scored on an 11-yard run and a 23-yard pass reception from Steve Sewell that is the longest TD catch by a full-time starting QB in NFL history. His best statistical game of the season came against the Giants (11/23) when he passed for 336 yards and led the team with 51 yards rushing. Elway directed one of the greatest drives in NFL postseason history in pacing Denver to a 23-20 overtime win over Cleveland for the AFC title. He completed 22 of 38 passes for 244 yards and a TD, that coming on a five-yard strike to Mark Jackson that capped a 15-play, 98-yard drive that tied the game at the end of regulation. In overtime Elway drove the team 60 yards in nine plays to the winning field goal. In Super Bowl XXI Elway completed 22 of 37 passes for 304 yards and one TD, also scoring on a four-yard run.

1985: Elway took some spectacular steps forward in 1985, as the Stanford graduate rewrote the Denver record book Elway set Bronco single season records for attempts (605, which led the NFL and fell just four passes short of the NFL record of 609 held by Dan Fouts), completions (327, second in the NFL), passing yards (3,891, second in the NFL), total rushing and passing plays (656, first in the NFL), and total offense (4,414, also first in the league).

1984: Elway led the Broncos to a 12-2 record in his 14 regular season starts in 1984. He completed 214 of 380 passes for 2,598 yards, with 18 TDs and 15 interceptions. Not only was his passing a factor in his leadership of the offense, but he finished third on the team in rushing with 237 yards.

1983: Elway started 10 games in 1983, including the first five before being replaced by Steve DeBerg and five more after DeBerg was injured. While Elway did not have impressive stats as a rookie, finishing 17th among AFC passers, he carried a tremendous emotional burden, having come to the NFL as the most publicized college prospect since Joe Namath in 1965. Elway was the first player chosen in the 1983 draft and joined the Broncos by trade with Baltimore on May 2.

COLLEGE: John concluded his college career with five major NCAA Division 1-A records and nine major Pac-10 marks. Elway completed 62.1 percent of his career passes (774 of 1,243, both NCAA highs) for 9,349 yards and 77 touchdowns, while setting an NCAA record for the lowest percentage of passes intercepted in a career (3.13 percent). As a senior, John was a consensus All American and finished second in Heisman Trophy balloting while setting virtually every Pac-10 and Stanford career record for total offense and passing. A two-sport star, John played baseball for the New York Yankees' Oneonta (N.Y.) single-A farm club in 1982, hitting for a .318 average and knocking in a team-high 24 runs batted in. He was the Yankees' first selection in the 1981 summer draft. He hit .349 with nine homers and 50 RBI in 49 games in his final college baseball season as a sophomore. Elway has a degree in economics from Stanford.

PERSONAL: John and his wife Janet have three daughters, Jessica Gwen (10/17/85), Jordan Marie (6/1/87), Juliana (3/7/91), and a son, Jack (8/11/89). The family makes its home in Englewood, Colo. A native of Port Angeles, Wash., Elway was the most highly recruited prep athlete in the nation in 1979 and was listed on Parade, Scholastic Coach, Football News, and National Coaches Association All-America teams. He had an unparalleled football-baseball career at Granada Hills HS. John was 129 of 200 for 1,837 yards and 19 TDs as a senior, while leading the baseball team to the Los Angeles City championship with a .491 batting average and a 4-2 pitching record. He completed 60 percent of his high school passes for 5,711 yards and 49 TDs. The Kansas City Royals selected him in the 1979 summer draft, although he already had signed a national letter of intent with Stanford. John's father, Jack, coached his son in the East-West Shrine contest in which John earned Offensive MVP laurels, and is currently a member of the Broncos' scouting department.

Professional Record

PASSING

Year	Club	Games	Starts	Att.	Comp.	Pct.	Yds.	TD	Int.
1983	- Denver	11	10	259	123	47.5	1,663	7	14
1984	- Denver	15	14	380	214	56.3	2,598	18	15
1985	- Denver	16	16	605	327	54.0	3,891	22	23
1986	- Denver	16	16	504	280	55.6	3,485	19	13
1987	- Denver	12	12	410	224	54.6	3,198	19	12
1988	- Denver	15	15	496	274	55.2	3,309	17	19
1989	- Denver	15	15	416	223	53.6	3,051	18	18
1990	- Denver	16	16	502	294	58.6	3,526	15	14
1991	- Denver	16	16	451	242	53.7	3,253	13	12
1992	- Denver	12	12	316	174	55.1	2,242	10	17
TOTAL		144	142	4,339	2,375	54.7	30,216	158	157

RUSHING

Year	Club	Att.	Yds.	Avg.	TD
1983	- Denver	28	146	5.2	1
1984	- Denver	56	237	4.2	1
1985	- Denver	51	253	5.0	0
1986	- Denver	52	257	4.9	1
1987	- Denver	66	304	4.6	4
1988	- Denver	54	234	4.3	1
1989	- Denver	48	244	5.1	3
1990	- Denver	50	258	5.2	3
1991	- Denver	55	255	4.6	6
1992	- Denver	34	94	2.8	2
TOTAL		494	2,282	4.6	22

ADDITIONAL STATISTICS: Fumbled six times and recovered three fumbles for minus one yard, 1983; fumbled 14 times and recovered seven fumbles, 1984; fumbled seven times and recovered three fumbles, 1985; fumbled seven times and recovered one fumble for minus four yards, caught one pass for 23 yards and a touchdown, 1986; fumbled twice, punted once for 31 yards, 1987; fumbled seven times, recovered five fumbles, punted three times for 117 yards, 1988; fumbled nine times, recovered two fumbles, and punted once for 34 yards; fumbled eight times, recovered one fumble, punted once for 37 yards, 1990; fumbled 11 times, recovered two fumbles, and caught a 24-yard pass, 1991; fumbled 12 times, recovered one fumble, 1992.

JOHN ELWAY GAME-BY-GAME

(Denver victories asterisked)

OPPONENT	ATT	COMP	YDS	PCT	TD	INT	SACKED/ YDS LOST
1983							
at Pittsburgh*	(S)	8	1	14	.125	0	1 4/26
at Baltimore*	(S)	21	9	106	.429	0	0 3/19
vs Philadelphia	(S)	33	18	193	.545	1	2 3/17
vs LA Raiders	(S)	11	6	71	.545	0	1 2/20
at Chicago	(S)	10	4	36	.400	0	1 3/25
at Houston*							
vs Cincinnati*							
vs San Diego*							
vs Kansas City*							
at Seattle		15	8	134	.553	1	0 2/17
at LA Raiders	(S)	31	11	190	.355	0	1 2/21
vs Seattle							
at San Diego	(S)	28	14	147	.500	0	3 4/35
vs Cleveland*	(S)	24	16	284	.667	2	1 0/0
vs Baltimore*	(S)	44	23	345	.523	3	0 5/38
at Kansas City	(S)	34	13	143	.382	0	4 0/0
at Seattle		15	10	123	.667	0	1 0/0
1984							
vs Cincinnati	(S)	13	8	127	.615	1	1 1/4
at Chicago		3	2	11	.667	0	0 0/0
at Cleveland*	(S)	35	15	170	.429	2	1 1/6
vs Kansas City*	(S)	29	17	172	.586	0	2 4/15
vs LA Raiders*	(S)	26	14	139	.538	0	1 2/18
at Detroit*	(S)	22	16	210	.727	1	1 3/31
vs Green Bay*	(S)	20	11	101	.550	0	1 0/0
at Buffalo*	(S)	23	12	148	.552	2	0 1/1
at LA Raiders*							
vs New England*	(S)	40	26	315	.650	3	1 3/24
at San Diego*	(S)	35	19	188	.543	0	0 3/11
vs Minnesota*	(S)	19	16	218	.842	5	0 0/0
vs Seattle	(S)	27	15	275	.556	2	1 2/17
at Kansas City	(S)	36	16	183	.444	1	1 3/19
vs San Diego*	(S)	31	18	193	.581	0	1 1/12
at Seattle*	(S)	21	9	148	.429	1	4 0/0
vs Pittsburgh	(S)	37	19	184	.513	2	2 4/37
1985							
at LA Rams	(S)	38	18	229	.474	2	1 2/15
vs New Orleans*	(S)	43	28	353	.651	4	1 3/26
at Atlanta*	(S)	38	19	291	.500	3	2 2/11
vs Miami	(S)	37	18	250	.486	0	1 3/24
vs Houston*	(S)	35	17	256	.486	3	3 2/15
at Indianapolis*	(S)	36	17	239	.472	0	1 2/16
vs Seattle*	(S)	43	22	166	.512	0	0 4/23
at Kansas City*	(S)	20	13	116	.650	0	0 2/5
at San Diego	(S)	35	20	222	.571	0	2 4/45
vs San Francisco*	(S)	42	20	215	.476	2	1 0/0
vs San Diego*	(S)	50	28	261	.560	1	2 3/21
at LA Raiders	(S)	32	19	164	.594	3	0 4/26
at Pittsburgh*	(S)	41	24	238	.585	1	1 0/0
vs LA Raiders	(S)	36	18	158	.500	1	3 3/38
vs Kansas City*	(S)	37	22	301	.595	1	5 0/0
at Seattle*	(S)	42	24	432	.571	1	0 5/47
1986							
vs LA Raiders*	(S)	35	21	239	.600	2	0 2/18
at Pittsburgh*	(S)	38	21	243	.553	3	0 1/8
at Philadelphia*	(S)	12	7	96	.583	1	0 3/25
vs New England*	(S)	34	18	188	.529	1	1 1/5
vs Dallas*	(S)	24	12	200	.500	3	0 1/2
at San Diego*	(S)	34	20	242	.588	1	1 0/0
at NY Jets	(S)	28	13	145	.464	0	1 5/27
vs Seattle*	(S)	32	18	321	.563	1	1 0/0
at LA Raiders*	(S)	12	11	141	.916	1	0 2/9
vs San Diego	(S)	31	13	196	.419	0	3 2/12
vs Kansas City*	(S)	29	15	196	.517	0	0 4/34
at NY Giants	(S)	47	29	336	.617	0	2 2/11
vs Cincinnati*	(S)	34	22	228	.647	3	0 1/9
at Kansas City	(S)	42	23	246	.548	1	4 5/43
vs Washington*	(S)	35	20	282	.571	1	0 3/23
at Seattle	(S)	37	17	186	.541	1	0 1/7
vs New England*	(S)	32	13	257	.406	1	2 1/4
vs Cleveland*	(S)	38	22	244	.579	1	1 2/19
vs NY Giants	(S)	37	22	304	.595	1	1 3/26
1987							
vs Seattle*	(S)	32	22	338	.688	4	1 0/0
at Green Bay	(S)	48	30	285	.625	0	3 1/4
vs Houston							
vs L.A. Raiders*							
at Kansas City							
at Minnesota	(S)	39	22	245	.564	2	1 5/39
vs Detroit*	(S)	30	16	246	.533	1	0 1/9

at Buffalo	(S)	30	13	163	.433	1	0 3/24
vs Chicago*	(S)	40	21	341	.525	3	2 0/0
at LA Raiders*	(S)	29	16	298	.552	1	0 2/22
at San Diego*	(S)	32	21	347	.656	3	1 0/0
vs New England*	(S)	37	17	265	.459	2	1 2/6
at Seattle	(S)	42	21	335	.500	1	2 4/20
vs Kansas City*	(S)	31	18	237	.581	1	0 1/11
vs San Diego*	(S)	20	7	98	.350	0	1 2/12
vs Houston*	(S)	25	14	259	.560	2	1 1/4
vs Cleveland*	(S)	26	14	281	.538	3	1 2/25
vs Washington	(S)	38	14	257	.368	1	3 5/50
1988							
vs Seattle	(S)	45	21	259	.467	2	2 3/33
vs San Diego*	(S)	28	17	259	.607	2	0 1/0
at Kansas City	(S)	32	15	213	.469	0	2 0/0
vs LA Raiders	(S)	28	14	220	.500	1	4 2/11
at San Diego*	(S)	29	17	184	.586	0	1 4/22
at San Francisco*	(S)	39	21	210	.538	1	2 5/43
vs Atlanta*	(S)	26	16	235	.615	1	0 2/15
at Pittsburgh							
at Indianapolis	(S)	27	15	158	.556	1	0 3/30
vs Kansas City*	(S)	28	14	183	.500	1	2 1/6
vs Cleveland*	(S)	30	21	207	.700	2	0 0/0
at New Orleans	(S)	36	18	166	.500	0	1 1/9
vs LA Rams*	(S)	36	21	272	.583	3	1 1/9
at LA Raiders	(S)	49	29	324	.592	2	3 3/27
at Seattle	(S)	34	21	270	.618	1	0 4/32
vs New England*	(S)	29	14	149	.483	0	1 0/0
1989							
vs Kansas City*	(S)	28	16	150	.571	1	2 0/0
at Buffalo-	(S)	28	15	207	.517	1	2 2/26
vs LA Raiders-	(S)	23	11	131	.478	2	1 1/18
at Cleveland	(S)	19	6	198	.316	1	1 4/37
vs San Diego*	(S)	35	19	199	.543	0	1 3/20
vs Indianapolis*	(S)	25	13	150	.520	0	1 0/0
at Seattle*	(S)	35	18	344	.514	2	0 4/28
vs Philadelphia	(S)	39	19	278	.487	2	3 7/62
vs Pittsburgh*	(S)	21	14	261	.667	1	2 3/30
at Kansas City*	(S)	22	11	133	.500	0	1 2/21
at Washington*							
vs Seattle*	(S)	19	10	217	.526	4	0 0/0
at LA Raiders	(S)	36	23	197	.639	0	2 3/21
vs NY Giants	(S)	47	23	292	.489	1	0 1/8
at Phoenix*	(S)	29	20	247	.690	2	2 2/14
at San Diego	(S)	10	5	47	.500	1	0 3/13
vs Pittsburgh*	(S)	20	12	239	.600	1	1 1/13
vs Cleveland*	(S)	36	20	385	.556	3	0 1/8
vs San Francisco	(S)	26	10	108	.385	0	2 4/30
1990							
LA Raiders	(S)	31	14	157	.451	0	2 5/39
vs Kansas City*	(S)	30	14	263	.467	0	0 2/13
vs Seattle*	(S)	40	30	297	.750	3	0 2/16
at Buffalo	(S)	28	15	221	.536	1	2 0/19
vs Cleveland	(S)	33	16	175	.485	0	2 2/0
vs Pittsburgh	(S)	36	17	194	.472	0	0 3/16
at Indianapolis*	(S)	30	21	317	.700	2	0 3/24
at Minnesota	(S)	10	8	88	.800	1	0 2/11
at San Diego	(S)	30	17	171	.567	1	2 2/17
vs Chicago	(S)	41	24	262	.585	0	1 6/40
at Detroit	(S)	36	24	243	.667	0	1 3/32
vs LA Raiders	(S)	31	20	241	.645	2	1 2/15
at Kansas City	(S)	36	24	328	.667	2	1 5/28
vs San Diego*	(S)	29	18	248	.621	2	0 3/15
at Seattle	(S)	35	18	171	.51-	0	2 3/26
vs Green Bay*	(S)	26	14	160	.538	1	0 0/0
1991							
vs Cincinnati*	(S)	28	18	262	.643	2	0 0/0
at LA Raiders	(S)	29	15	240	.517	1	0 5/26
vs Seattle*	(S)	32	19	252	.594	1	0 1/6
vs San Diego*	(S)	28	17	218	.607	0	1 1/2
at Minnesota*	(S)	22	8	82	.364	0	0 3/19
at Houston	(S)	42	24	301	.571	2	1 5/54
vs Kansas City*	(S)	27	14	270	.519	1	0 5/41
at New England*	(S)	27	15	154	.556	0	0 1/13
vs Pittsburgh*	(S)	23	10	140	.435	0	1 1/10
vs LA Raiders	(S)	31	13	191	.419	1	2 1/8
at Kansas City*	(S)	20	9	134	.450	1	0 6/47
at Seattle	(S)	23	13	132	.565	0	2 5/20
vs New England*	(S)	25	18	215	.720	1	0 1/6
at Cleveland*	(S)	29	16	221	.552	2	1 4/21
vs Phoenix*	(S)	33	19	245	.576	1	3 1/2
at San Diego*	(S)	32	14	196	.438	0	1 5/30
vs Houston*	(S)	33	19	257	.576	1	1 0/0
at Buffalo	(S)	21	11	121	.524	0	1 3/24

AFC Divisional
Playoff
AFC
Championship
Super Bowl XXII

Sprained R ankle

AFC Divisional
Playoff
AFC Champi-
onship Game
Super Bowl XXIV

Inj. toe and arch

AFC Divisional
Playoff Game
AFC Champi-
onship Game

OPPONENT		ATT	COMP	YDS	PCT	TD	INT	SACKED/ YDS LOST
1992								
vs. LA Raiders*	(S)	24	10	171	.417	0	1	4/18
vs. San Diego*	(S)	24	14	186	.583	2	1	2/24
at Philadelphia	(S)	18	8	59	.444	0	1	3/15
at Cleveland*	(S)	17	10	157	.588	0	1	5/45
vs. Kansas City*	(S)	38	23	311	.605	2	0	5/32
at Washington	(S)	32	15	128	.469	0	2	5/36
vs. Houston*	(S)	21	13	192	.619	1	0	4/40
at San Diego	(S)	39	21	260	.538	2	3	0/0
vs. NY Jets*	(S)	33	18	261	.545	1	2	0/0
vs. NY Giants*	(S)	9	6	96	.667	1	1	0/0 Inj. R shoulder
at LA Raiders		DID NOT PLAY - BRUISED RIGHT SHOULDER						
at Seattle		DID NOT PLAY - BRUISED RIGHT SHOULDER						
vs. Dallas		DID NOT PLAY - BRUISED RIGHT SHOULDER						
at Buffalo		DID NOT PLAY - BRUISED RIGHT SHOULDER						
vs. Seattle*	(S)	29	20	210	.690	0	3	2/6
at Kansas City	(S)	32	16	211	.500	1	2	6/56

SINGLE GAME HIGHS

(Postseason in parenthesis)

Most pass attempts — 50 vs. San Diego, 11/17/85 (38 vs. Washington, 1/31/88, and at Cleveland, 1/11/87). **Most pass completions** — 30 vs. Seattle 9/23/90 and vs. Green Bay, 9/20/87 (22 vs. NY Giants, 1/25/87, and at Cleveland, 1/11/87). **Most yards passing** — 432 at Seattle, 12/20/85 (385 vs. Cleveland, 1/14/90). **Highest comp. pct.** — .916 (11 of 12) at LA Raiders, 11/2/86 (.667 at Seattle, 12/24/83). **Most touchdown passes** — 5 vs. Minnesota, 11/18/84 (3 vs. Cleveland, 1/14/90, and vs. Cleveland, 1/17/88). **Most interceptions** — 5 vs. Kansas City, 12/14/85 (3 vs. Washington, 1/31/88). **Longest pass completion** — 80t to Marshall vs. NY Jets, 11/8/92 (80t to M. Jackson vs. Cleveland, 1/17/88). **Most rushing attempts** — 11 vs. Kansas City, 12/18/87 (11 vs. Cleveland, 1/17/88). **Most rushing yards** — 52 vs. LA Raiders, 12/2/90 (56 at Cleveland, 1/11/86). **Most rushing TDs** — 2 vs. Detroit, 11/1/87 and vs. Cincinnati, 9/1/91 (1 — four times). **Longest runs** — 31 at Buffalo, 9/18/89 (34 at Cleveland, 1/11/87). **Most total rushing and passing yards** — 432 (0 rush, 432 pass) at Seattle, 12/20/85; 424 (39 rush, 385 pass) vs. Cleveland, 1/1/4/90).

JOHN ELWAY'S TOUCHDOWN TARGETS

30 — Vance Johnson
 21 — Mark Jackson
 16 — Steve Watson
 10 — Steve Sewell
 9 — Butch Johnson
 8 — Clarence Kay, Clint Sampson, Michael Young
 7 — Gene Lang, Sammy Winder
 6 — Ricky Nattiel
 5 — Gerald Willhite
 4 — Orson Mobley, Shannon Sharpe
 2 — Mel Bratton, R. Johnson, Rick Massie, Jim Wright
 1 — Ray Alexander, Bobby Humphrey, Arthur Marshall, Jesse Myles, Rick Parros, Derek Russell, Dave Studdard

JOHN ELWAY VS. THE NFL

(Regular season only)

	W-L	ATT	COMP	YDS	PCT.	TD	INT	SK/YDS
Kansas City	12-6	551	293	3790	.532	13	26	51/371
LA Raiders	6-11	494	265	3262	.536	17	22	45/355
San Diego	13-6	580	319	3862	.550	15	24	43/291
Seattle	10-7	583	326	4487	.559	25	18	42/298
AFC West	41-30	2208	1203	15401	.545	70	90	181/1315
Cincinnati	3-0	75	48	617	.640	6	1	2/13
Cleveland	5-2	187	100	1412	.535	9	7	14/109
Houston	2-1	97	54	749	.557	6	4	11/109
Pittsburgh	5-1	167	87	1090	.521	5	5	12/90
AFC Central	15-4	527	289	3868	.549	26	17	39/321
Buffalo	2-2	109	55	739	.505	5	4	8/70
Baltimore/Ind	5-1	183	98	1315	.536	6	2	16/127
Miami	0-1	37	18	250	.486	0	1	3/24
New England	6-0	192	108	1286	.563	7	4	8/54
NY Jets	1-1	61	31	406	.508	1	3	5/27
AFC East	14-5	582	310	3996	.533	19	14	40/302
AFC Totals	70-39	3317	1802	23265	.543	115	121	260/1938
Atlanta	2-0	64	35	526	.547	4	2	4/26
LA Rams	1-1	74	39	501	.527	5	2	3/24
New Orleans	1-1	79	46	519	.582	4	2	4/35
San Francisco	2-0	81	41	425	.506	3	3	5/43
NFC West	6-2	298	161	1971	.540	16	9	16/128
Chicago	1-2	94	51	650	.543	3	4	9/65
Detroit	2-1	88	56	699	.636	2	2	7/72
Green Bay	2-0-1	94	55	546	.585	1	4	1/4
Minnesota	2-2	90	54	633	.600	8	1	10/69
Tampa Bay	0-0	0	0	0	.000	0	0	0/0
NFC Central	7-5-1	366	216	2528	.590	14	11	27/210
Dallas	1-0	24	12	200	.500	3	0	1/2
NY Giants	1-2	103	58	724	.563	2	3	3/19
Philadelphia	1-3	102	52	626	.510	4	6	16/119
Phoenix	2-0	62	39	492	.629	3	5	3/16
Washington	1-1	67	35	410	.522	1	3	8/59
NFC East	6-6	358	196	2452	.547	13	16	31/215
NFC Totals	19-13-1	1022	573	6951	.561	43	36	74/553
NFL Totals	89-52-1	4339	2375	30216	.547	158	157	334/2491
HOME	57-15-0	2242	1249	16293	.557	96	77	132/975
ROAD	32-37-1	2097	1126	13923	.537	62	80	202/1516
GRASS	73-28-1	3182	1757	22391	.552	126	115	220/1620
TURF	16-24-0	1157	618	7825	.534	32	42	114/871

JOHN ELWAY FOURTH-QUARTER HEROICS

In his career (1983-92) John Elway has engineered 31 fourth-quarter, game-saving drives for the Broncos, and the team has a record of 30-0-1 in those contests. Those games include:

- 24 fourth-quarter, game-winning drives (marked below with an asterisk). The Broncos have scored the winning points 17 times with less than three minutes remaining, 14 times under two minutes, and eight times with less than a minute left.
- seven fourth-quarter, game-tying drives. Denver went on to win six of those contests in regulation or overtime, and one game ended tied. The Broncos won in regulation vs. New England (11/4/84) and at Seattle (12/20/85). In overtime, Elway directed the game-winning drive in the AFC Championship Game at Cleveland (1/11/87), while the defense and special teams set up OT wins vs. San Diego (11/17/85), at San Francisco (10/9/88), and at Seattle (10/22/89). The game at Green Bay (9/20/87) ended in a tie.

*1983 vs. Baltimore — Throws three fourth-quarter TD passes, the last a 26-yarder to Gerald Willhite with 0:44 left in 21-19 win.

1984 vs. New England — Directs eight-play, 78-yard drive for seven-yard TD pass to Butch Johnson with 4:03 left to tie score at 19-19; Dennis Smith returns a fumble 64 yards for TD with 1:45 left in a 26-19 win.

*1984 at San Diego — Directs 10-play, 77-yard drive for Sammy Winder one-yard TD run with 0:38 left in 16-13 win.

*1984 vs. San Diego — Directs 12-play, 40-yard drive for Rich Karlis field goal with 2:08 left in 16-13 win.

*1985 vs. Atlanta — Directs three scoring drives (two TDs, one FG) in fourth quarter, erasing 28-27 deficit, in 44-28 win.

*1985 vs. San Francisco — Directs nine-play, 63-yard drive for Rich Karlis 24-yard field goal with 1:27 left in 17-16 win.

1985 vs. San Diego – Directs seven-play, 48-yard drive for Rich Karlis 34-yard field goal with 0:05 left to tie San Diego; Denver wins 30-24 on Louis Wright's 60-yard TD return of a blocked field goal in OT.

*1985 at Pittsburgh – Directs seven-play, 58-yard drive for Steve Sewell two-yard TD run with 1:45 left, taking a 24-23 lead; Mike Harden returns an interception 42 yards for a score for 31-23 win.

*1985 vs. Kansas City – Directs eight-play, 59-yard drive for Sammy Winder one-yard TD run with 0:22 left in 14-13 win.

1985 at Seattle – Directs eight-play, 80-yard drive for Steve Sewell one-yard run to tie game at 24-24 with 2:35 remaining; then passes for 27 yards to start a five-play, 34-yard drive (Gary Kubiak takes over when Elway is injured) for a Rich Karlis 43-yard field goal with 0:55 remaining in 27-24 win.

*1986 vs. L.A. Raiders – Directs nine-play, 39-yard drive for seven-yard pass to Gene Lang with 5:11 left in 38-36 win.

1986 at Cleveland (AFC Championship Game, 1/12/87) – Directs 15-play, 98-yard drive for five-yard TD pass to Mark Jackson with 0:39 left to tie game 20-20; in Denver's first OT possession, directs 60-yard drive for Rich Karlis 33-yard FG in 23-20 win.

1987 at Green Bay – Directs 18-play, 80-yard drive for Steve Sewell one-yard run with 5:53 remaining to tie game at 17-17; game ends in an overtime tie.

*1987 vs. Chicago – Directs eight-play, 61-yard drive for Steve Sewell four-yard TD run with 4:58 left in 31-29 win.

*1987 vs. New England – Directs six-play, 74-yard drive for two-yard TD pass to Mark Jackson with 12:41 left for 24-20 lead; Mark Haynes later returns an interception for 14 yards and a score in 31-20 win.

*1987 vs. Cleveland (AFC Championship Game, 1/17/88) – Directs five-play, 75-yard drive for 20-yard TD pass to Sammy Winder with 4:01 left for 38-31 lead; after safety and Ernest Byner fumble, Denver wins 38-33.

1988 at San Francisco – Directs nine-play, 58-yard drive for eight-yard TD pass to Vance Johnson with 8:37 left to tie game 13-13; Broncos win in overtime when Steve Wilson's interception sets up Rich Karlis 22-yard field goal 8:11 into overtime.

*1989 vs. San Diego – Directs 11-play, 74-yard drive for Bobby Humphrey 17-yard TD run with 1:03 left in 16-10 win.

1989 at Seattle – Throws 54-yard TD pass to Vance Johnson 2:19 left (only play of drive) to tie game 21-21; Dennis Smith interception sets up David Treadwell's 27-yard field goal at 7:14 of OT for 24-21 win.

*1989 at Kansas City – Directs 10-play, 72-yard drive for David Treadwell 26-yard FG with 0:01 left in 16-13 win.

*1989 vs. Pittsburgh (Playoffs, 1/7/90) – Directs nine-play, 71-yard drive for Melvin Bratton one-yard run with 2:27 left in 24-23 win.

*1990 vs. Kansas City – Directs 10-play, 79-yard drive for David Treadwell 22-yard FG with 0:00 left for 24-23 win.

*1990 at Indianapolis – Directs nine-play, 58-yard drive for David Treadwell 42-yard FG to break tie with 3:45 left; then directs five-play, 56-yard drive for Steve Sewell two-yard run with 1:41 left in 27-17 win.

*1991 vs. Kansas City – Directs seven-play, 70-yard drive for David Treadwell 27-yard field goal with 2:37 left in 19-16 win.

*1991 at New England – Directs nine-play, 42-yard drive for David Treadwell 34-yard field goal with 1:56 left in 9-6 win.

*1991 at Cleveland – Directs 16-play, 64-yard drive for six-yard TD pass to Vance Johnson with 8:54 left to break 7-7 tie; then directs six-play, 66-yard drive for David Treadwell 37-yard field goal with 3:29 remaining in 17-7 win.

*1991 vs. Phoenix – Directs six-play, 66-yard drive for Elway's four-yard TD run with 1:46 left in 24-19 win.

*1991 vs. Houston (Playoffs, 1/4/92) – Directs 12-play, 87-yard drive for David Treadwell 28-yard field goal with 0:20 left in 26-24 win.

*1992 vs. L.A. Raiders – Directs seven-play, 85-yard drive for Reggie Rivers one-yard TD run with 0:55 left in 17-13 win.

*1992 vs. Kansas City – Directs 14-play, 80-yard drive for 25-yard pass to Mark Jackson with 1:55 left to pull Denver within six points at 19-13; after a 28-yard punt return, directs a three-play, 27-yard drive for a 12-yard TD pass to Vance Johnson with 0:38 left in 20-19 win.

*1992 vs. Houston – Directs three-play, 80-yard drive for Reggie Rivers 20-yard TD run with 1:34 left in 27-21 win.

No. 73 SIMON RAYNARD FLETCHER

Linebacker/Defensive End

Birthdate – February 18, 1962

Birthplace – Bay City, Tex.

Residence – Aurora, Colo.

How Acquired – Draft #2b, 1985

College – Houston

High School – Bay City HS,
Bay City, Tex.

Height – 6-6

Weight – 240

Pro Year – 9th

Year with Broncos – 9th



Simon Fletcher comes into the 1993 season on the verge of becoming the Denver Broncos' all-time leader in quarterback sacks. He enters his ninth NFL campaign with 72 sacks, tied for second in franchise history with former defensive end and current Denver assistant coach Barney Chavous. They are one and one-half sacks behind team leader Rulon Jones, who amassed 73.5 sacks in his nine years with the Broncos. In 1992 Fletcher earned his second career team defensive MVP award after recording 16 sacks to set a new single season record for the club. He broke the previous mark of 13.5, set in 1986 by Jones and tied by Fletcher in 1991. His total ranked second in the AFC behind San Diego's Leslie O'Neal, who had 17, and was the fourth highest mark in the NFL. He was Denver's sack leader in each of the past five seasons, also a first in team annals, and shares the team single-game sack record of four with Karl Mecklenburg. Having never missed a game in his pro career, Fletcher is second among all active Broncos in consecutive games in consecutive games played (124) and started (95). Last year he led the team with five forced fumbles and topped all non-defensive backs with nine passes defended. He registered 64 tackles and 35 assists as well. He had at least one sack in each of the last seven games of the campaign, including three and one-half at Seattle (11/30) and two each vs. the Giants (11/15), Seahawks (12/20), and Chiefs (12/27). In addition, Fletcher had two and one-half sacks in Denver's victory over Houston (10/18), a game in which he also broke up two passes and forced a fumble. Fletcher led the Broncos in sacks in 1991 for the fourth straight season, the first player in team history to accomplish that feat. His 13.5 sacks tied the club record set by Rulon Jones in 1986 and ranked second in the AFC. That season Fletcher had at least a half sack in the final 10 regular season games and had two-sack performances vs. Pittsburgh (11/3) and at San Diego (12/22). In addition to the sacks, he also posted 46 tackles, 43 assists, three passes defended, two forced fumbles, and a fumble recovery. Fletcher was named AFC Defensive Player of the Month for December. In postseason play he registered 14 total tackles and Denver's only sack. In 1990 Fletcher led Denver with 11 sacks, and had 55 tackles, 42 assists, a team-high four forced fumbles, a fumble recovery, and a pass defended. At Minnesota (11/4) he tied a team record with four sacks and he had two games in which he forced two fumbles. Fletcher set a new career high and ranked fourth in the AFC with 12 sacks in 1989. He had two or more sacks in three games, including a two and one-half sack performance at Cleveland (10/1). In addition, that year he had 61 first hits, 44 assists, three forced fumbles, two passes defended, and a fumble recovery. He had 13 total tackles at Seattle (10/22) and 12 at Kansas City (11/12). Fletcher had a tremendous season in 1988 and was voted Denver's Most Valuable Defensive Player by his teammates. He led the team with a career high nine quarterback sacks, a figure tied for sixth in the AFC. Three times in 1988 Fletcher was named the Broncos' overall player of the game and was honored as the defensive player of the

game twice. Against Cleveland (11/13) Fletcher posted 11 total tackles, including two sacks, and he forced and recovered a fumble. In addition to the nine sacks, Fletcher's season totals show 115 total tackles, his first interception as a professional, and six passes defended. He had a fine season in 1987 as Denver's starting strong outside linebacker, his first campaign ever as a linebacker. Bronco coaches moved him from defensive end after the 1986 season to take advantage of his size and ability to drop off into pass coverage. Fletcher's top performances in the 1987 regular season included an 11-tackle, one-sack game against Green Bay (9/20), a 12-tackle game against the Raiders (11/22), and a strong performance vs. Kansas City (12/19) in which he netted two quarterback sacks fumble recovery. He closed out regular season play with 49 first hits, 21 assists, and four sacks. Fletcher was impressive in post-season play, registering 10 first hits in Super Bowl XXII (1/31) and five first hits and a sack in the AFC Championship Game vs. Cleveland (1/17), while posting six quarterback harassments in the three games. He played in every game in 1986, starting twice (at Philadelphia on 9/21 and as an outside linebacker vs. Washington on 12/13) and finishing the campaign with 43 tackles, two passes defended, and two fumble recoveries. Fletcher blocked a key field goal attempt in a Bronco win over the Raiders (11/2) and deflected an extra point in Denver's one-point win over the Redskins (12/13). He saw action in both AFC playoff games and in Super Bowl XXI, contributing seven tackles and two assists during post-season play. Fletcher played in all 16 games in 1985 and increased his playing time as the season went on, making his first pro start at Pittsburgh (12/1). Denver's second pick in the second round, Fletcher finished the season with 17 total tackles and one quarterback sack, that coming in the season finale at Seattle (12/20).

COLLEGE: Simon was a three-year starter at the University of Houston, where he posted 209 total tackles, including 30 tackles for losses and 14 quarterback sacks. Fletcher also defended 10 passes during a career in which he started 33 of the 37 games in which he played for the Cougars. As a senior he had 11 tackles for losses and eight sacks despite playing the last six games with a pinched nerve in his shoulder. He started at both right tackle (1982 and 1984) and right end (1983) during his college career, which he closed out with a Cotton Bowl appearance against Boston College.

PERSONAL: Simon is married (Pinkie) and has two daughters, Ashley Nicole (1/12/84) and Neomi Patrice (1/25/88), and the family makes its home in Aurora, Colo. He earned letters in both football and track at Bay City HS, and has an older brother who played football at Texas A&I.

Professional Record

TACKLES						
Year	Club	Games	Starts	Tackles	Assists	Sacks
1985	- Denver	16	1	12	5	1.0
1986	- Denver	16	2	26	17	5.5
1987	- Denver	12	12	49	21	4.0
1988	- Denver	16	16	79	36	9.0
1989	- Denver	16	16	61	44	12.0
1990	- Denver	16	16	55	42	11.0
1991	- Denver	16	16	46	43	13.5
1992	- Denver	16	16	64	35	16.0
TOTAL		124	95	392	243	72.0

ADDITIONAL STATISTICS: Recovered two fumbles and blocked a field goal, 1986; recovered one fumble, 1987; recovered one fumble, and intercepted one pass, 1988; recovered one fumble 1989; recovered one fumble and blocked one punt, 1990; recovered one fumble, 1991.

No. 68 RUSSELL WILLIAMS FREEMAN

Tackle



Birthdate - September 2, 1969
Birthplace - Homestead, Pa.
Residence - Homestead, Pa.
How Acquired - FA, 1992
College - Georgia Tech
High School - Taylor Allderdice HS, Pittsburgh, Pa.
Height - 6-6
Weight - 272
Pro Year - 2nd
Year with Broncos - 2nd

Russell Freeman was named NFL All-Rookie (College and Pro Football Newsweekly) for his play in 1992. He started every game at the key position of left tackle, after having been moved to the position midway through training camp. He was named a starter just prior to the final preseason game. Freeman joined the Broncos as a rookie free agent.

COLLEGE: Freeman played tackle at Georgia Tech from 1988-91 and was a member of the Ramblin' Wreck teams that played in the Citrus and Aloha Bowls. As a senior he was named first team all-conference and third team All-America by the *Poor Man's Guide to the NFL Draft*.

PERSONAL: Russell is single and resides in his native Homestead, Pa. At Allderdice HS in Pittsburgh, Pa., he lettered twice each in football and basketball and once in track, and was named academic all-state. He led the football team in quarterback sacks and started on both the offensive and defensive lines. Russell suffered a stroke his sophomore year due to a blood clot in the back of his head and spent six months in the hospital. A business major at Georgia Tech, Russell is single and enjoys playing basketball.

Professional Record

GAMES PLAYED: 1992 (16).
GAMES STARTED: 1992 (16).

No. 92 RON GEATER**Defensive End**

Birthdate – April 23, 1969
Birthplace – Marion, Iowa
Residence – Denver, Colo.
How Acquired – Draft #7a, 1992
College – Iowa
High School – Marion HS,
 Marion, Iowa
Height – 6-5
Weight – 272
Pro Year – 2nd
Year with Broncos – 2nd

Ron Geater (pronounced GATE-er) played in three games with Denver last season as a reserve defensive lineman. He was on the Broncos' practice squad for the first eight games of the campaign and was signed to the active roster on Nov. 5. He was active but did not play in five games. Geater came to Denver as the Broncos' first pick in the seventh round of last year's draft.

COLLEGE: Geater earned All-Big Ten honors as a senior at the University of Iowa, where he racked up career totals of 135 tackles (73 solo), 18 tackles for losses, and 11 quarterback sacks. In his senior season he was named Sports Illustrated Defensive Player of the Week for his performance against Purdue, netting six tackles, three assists, and a school-record four sacks. He played with the Hawkeyes in the 1988-91 campaigns, redshirting in 1987.

PERSONAL: Ron and his wife Nancy have a son, Austin Christopher (12/10/92), and the family makes its home in Denver. Ron attended Marion (Ia.) HS in his hometown and was a USA Today honorable mention All-American, Super Prep all-midwest, first team all-state, unanimous all-league, and team captain. He was also a two-time league wrestling champion. Ron was a communications major at Iowa.

Professional Record

Year	Club	Games	Starts	TACKLES		Total
				Tackles	Assists	
1992	– Denver	3	0	0	1	1
TOTAL		3	0	0	1	1

No. 75 BRIAN RICHARD HABIB**Guard/Tackle**

Birthdate – December 2, 1964
Birthplace – Ellensburg, Washington
Residence – Eden Prairie, Minnesota
How Acquired – Unrestricted FA, 1993
College – Washington
High School – Ellensburg HS,
 Ellensburg, Wash.
Height – 6-7
Weight – 299
Pro Year – 6th
Year with Broncos – 1st

Brian Habib was acquired by the Broncos through free agency and figures to be an important addition to the offensive line. He started at the right guard position in 15 of the 16 regular season games for the Minnesota Vikings in 1992, and also started in the Vikings playoff game against the Washington Redskins (1/2/93). Habib was drafted as a defensive lineman in the 10th round by the Vikings in 1988, and was the 264th player taken overall. He spent the entire 1988 regular season on injured reserve after injuring his right shoulder vs. Miami (8/26/88), but was activated for the Vikings two playoff games. Midway through that season he was moved to the offensive side of the ball because of the lack of depth on the offensive line. In the 1989 season Habib played on the special teams in all 16 regular season games and saw action in the playoffs. In 1990 he played a back-up role at offensive tackle and continued his play on special teams. Habib started in eight of the 16 games in 1991, seeing action at both the guard and tackle positions.

COLLEGE: Habib had a productive senior season for the University of Washington improving on his junior year totals. During his final college campaign he racked up 70 tackles, two sacks, seven tackles-for-loss, and two fumbles. In 1986 he finished the season with 64 tackles, one sack, and three tackles-for-loss, which made him an All-Pac 10 honorable mention selection.

PERSONAL: Brian and his wife Shannon make their home in Eden Prairie, Minnesota. In high school Brian was a four sport athlete. He participated in football, basketball, powerlifting, and was a state record holder in swimming. Brian holds a real estate license and is working toward certification for health and life insurance.

Professional Record

GAMES PLAYED: 1988 (0), 1989 (16), 1990 (16), 1991 (16), 1992 (16). Total – 64

GAMES STARTED: 1988 (0), 1989 (0), 1990 (0), 1991 (8), 1992 (15). Total – 23

No. 93 RONNIE MAURICE HALIBURTON

Linebacker



Birthdate – April 14, 1968
Birthplace – New Orleans, La.
Residence – Port Arthur, Tex.
How Acquired – Draft #6, 1990
College – Louisiana State
High School – Lincoln HS,
 Port Arthur, Tex.
Height – 6-4
Weight – 230
Pro Year – 4th
Year with Broncos – 4th

Ronnie Haliburton spent the entire 1992 regular season on injured reserve after suffering two cracked vertebrae in the final preseason game, vs. Phoenix (8/29). He played in eight games in 1991 before injuring a knee at New England (10/27), having surgery, and spending the remainder of the year on injured reserve. He was in on two tackles as a reserve linebacker, and on special teams had four tackles, three assists, and three knockdown blocks. Haliburton played in the final nine games with Denver in 1990, primarily on special teams, although he did see action at linebacker in the latter stages of the campaign. He originally came to the Broncos as a tight end, but was moved to outside linebacker during the 1990 training camp. Haliburton tore a medial collateral ligament in the preseason and spent the first seven weeks of the regular season on injured reserve. He posted 11 total tackles and three knockdown blocks on the special teams unit and had four tackles and three assists in play at linebacker.

COLLEGE: Haliburton was a two-year starter at tight end for Louisiana State and closed out his career with 39 receptions for 444 yards, including 20 for 291 yards and three TDs as a senior. He played in the Senior Bowl and was a member of the Fighting Tigers' teams that played in the Sugar, Gator, and Hall of Fame Bowls.

PERSONAL: Ronnie is single and makes his home in Port Arthur, Tex., where he was an all-state tight end and outside linebacker at Lincoln HS. In his senior year, the New Orleans, La., native caught 16 passes for 331 yards and five touchdowns and accounted for 193 tackles and three interceptions. In addition to three prep letters in football, he also lettered three times in basketball. Ronnie's hobbies include fishing and collecting bottles.


Professional Record

TACKLES

Year	Club	Games	Starts	Tackles	Assists	Total
1990	– Denver	9	0	3	4	7
1991	– Denver	8	0	0	2	2
1991	– Denver	8	0	0	2	2
1992	– Denver					
INJURED RESERVE						
TOTAL.....17						

No. 83 EMILE HARRY

Wide Receiver



Birthdate – April 5, 1963
Birthplace – Fountain Valley, California
Residence – Blue Springs, Missouri
How Acquired – FA, 1993
College – Stanford
High School – Fountain Valley HS,
 Fountain Valley, CA
Height – 5-11
Weight – 186
Pro Year – 8th
Year with Broncos – 1st

Emile Harry was signed by the Broncos as a free agent in the 1993 offseason. Harry began the 1992 season with Kansas City before signing with the Los Angeles Rams on November 26. He caught five passes for Kansas City and one pass for the Rams, for a 58-yard total for the season. He also returned six punts for 34 yards while in a Ram uniform. Harry joined the Chiefs as a free agent from Stanford University in 1986. He spent the 1987 season on injured reserve after suffering a separated shoulder during training camp. Harry's finest season as a pro came in the 1990 season, when he set personal best with 41 receptions for 519 yards and two touchdowns.

COLLEGE: Harry currently ranks fourth on Stanford's all-time receiving list with 2,270 career yards, receiving a portion of those from John Elway. He led the PAC-10 in receiving as a junior, and was a second team Academic All-America selection. Harry also played point guard on the schools basketball team, and earned a political science degree.

PERSONAL: Emile and his wife Sonia have two children, Judah-Michael and Salem-Michael, and they make their offseason home in Blue Springs, MO. Emile has written a novel entitled "Within", and also enjoys biking, fishing, and making furniture.

Professional Record

RECEPTIONS

Year	Club	Games	Starts	No.	Yds.	Avg.	TD
1986	– Kansas City	12	0	9	211	23.4	1
1987	– Kansas City						
INJURED RESERVE							
1988	– Kansas City	16	2	26	362	13.9	1
1989	– Kansas City	16	6	33	430	13.0	2
1990	– Kansas City	16	1	41	519	12.7	2
1991	– Kansas City	12	7	35	431	12.3	3
1992	– Kansas City/Rams	11	0	6	58	9.7	0
TOTAL.....83							

SINGLE GAME HIGHS

Most receptions – 11 vs. Cleveland, 11/24/91. **Most reception yards** – 159 vs. Cleveland, 11/24/91. **Longest reception** – 60 yards. **Most touchdowns** – 1 nine times.

ADDITIONAL STATISTICS: Kickoff returns – 6 for 115 yards, 1986; Punt returns – 6 for 20 yards, 1986, 2 for 6 yards, 1989, 1 for 2 yards, 1990, 6 for 34 yards, 1992; rushed once for 9 yards 1989 and once for 27 yards 1992; fumbled once in 1986 and once in 1989.

No. 24 WYMON HENDERSON

Cornerback



Birthdate – December 15, 1961
Birthplace – North Miami Beach, Fla.
Residence – Eden Prairie, Minn.
How Acquired – Plan B, 1989
College Nevada – Las Vegas
High School – North Miami Beach HS, North Miami Beach, Fla.
Height – 5-10
Weight – 188
Pro Year – 8th
Year with Broncos – 5th

Wymon Henderson in 1992 tied for the team lead with four interceptions, returning one 46 yards for a touchdown vs. the New York Jets (11/8), his second scoring return in three years. While he was Denver's starting right cornerback for most of the season, Henderson saw a series of injuries limit his playing time in the latter stages of the campaign. He did not play vs. Dallas (12/6) because of injuries to his right thigh and hamstring and played sparingly in the final three weeks of the season. Henderson closed out the year with 42 tackles, 12 assists, 10 passes defended, and a forced fumble. He holds the Broncos' all-time best interception return average with a mark of 23.8. Henderson started all 16 regular season games and the AFC Championship Game at Buffalo (1/12) in 1991. He sat out of the Divisional Playoff Game vs. Houston because of a knee injury suffered in the season finale at San Diego (12/22). In regular season play Henderson posted 53 tackles, 29 assists, two interceptions, and eight passes defended. He had 10 tackles vs. Pittsburgh (11/3) and returned an interception 53 yards at Kansas City (11/17), setting up a Denver field goal. Seven of his 12 career interceptions have been with the Broncos and he has started 46 of 47 games played with Denver. Henderson started 15 games for Denver in 1990 at right cornerback sitting out the game at Indianapolis (10/1) with torn rib cartilage. He was one of three Bronco defenders with two interceptions, including one at Detroit (11/22) that was returned 49 yards for his first touchdown as a pro. In addition, he was in on a career-high 88 tackles, and had five passes defended and a fumble recovery. His best games of the campaign came against the Raiders, as he was named the Broncos' defensive MVP in the season opener in Los Angeles (9/9) and had 12 total tackles and blocked an extra point attempt in the rematch in Denver (12/2). Henderson in 1989 started every game except the season finale at San Diego (12/24), although he came in on the second play from scrimmage. He had 13 passes defended and also posted 47 first hits, 29 assists, and three interceptions. Henderson picked off two passes in the Broncos victory at Buffalo (9/18) and he had 11 total tackles and two passes defended at Kansas City (11/12). He signed with Denver as a Plan B free agent in March 1989 after two seasons with Minnesota. In 1988 Henderson had 25 total tackles and an interception and was one of the leaders on the Vikings' special teams unit. In 1987 Henderson started eight of 12 games played and finished second on the team with four interceptions. Henderson was with Los Angeles of the USFL in 1983-85 and had seven interceptions in 53 games played. He attended the San Francisco Forty Niners' training camp in 1985 but did not make the final roster. He returned to that team the following year and spent the entire 1986 campaign on injured reserve.

COLLEGE Henderson was a two-year starter at Nevada-Las Vegas and was an All-PCAA in his senior season. He began his college career at Allan Hancock JC in Santa Maria, Calif. He has a degree in social work.

PERSONAL: Wymon makes his off-season home in Eden Prairie, Minn. He is a native of North Miami Beach, Fla., where he was an all-city running back and defensive back.

Professional Record

Year	Club	Games	Starts	TACKLES			INTERCEPTIONS			
				Tackles	Assists	Total	No.	Yds	Avg.	TD
1987	– Minnesota	12	8	53	17	70	4	33	8.3	0
1988	– Minnesota	16	0	21	4	25	1	13	13.0	0
1989	– Denver	16	15	47	29	76	3	58	19.3	0
1990	– Denver	15	15	57	31	88	2	71	35.5	1
1991	– Denver	16	16	53	29	82	2	53	26.5	0
1992	– Denver	15	10	42	12	54	4	79	19.8	1
TOTAL		90	64	273	122	395	16	307	19.2	2

ADDITIONAL STATISTICS: Recovered one fumble, 1987; recovered one fumble and blocked a PAT, 1990.

No. 2 MICHAEL WILLIAM (Mike) HORAN

Punter



Birthdate – February 1, 1959
Birthplace – Orange, Calif.
Residence – Fullerton, Calif.
How Acquired – FA, 1986
College – Long Beach State
High School – Sunny Hills HS, Fullerton, Calif.
Height – 5-11
Weight – 190
Pro Year – 10th
Year with Broncos – 8th

Mike Horan is expected to enter training camp fully rehabilitated from a knee injury suffered in the seventh game of the 1992 season. He tore a ligament in his right (non-kicking) knee while attempting to make a tackle following a blocked punt against Houston (10/8). He was having an excellent season prior to the injury, punting 37 times for a 45.4 average, with seven punts landing inside the 20, and just one touchback. Horan is entering his 10th NFL season and his eighth campaign with Denver. With the Broncos he has punted 374 times, third most in club history and just three behind Luke Prestridge. His punting average of 42.5 is third in team annals. An extremely accurate punter, Horan has placed 149 of 557 punts inside the 20 (.268), and has a +105 career inside the 20/touchbacks differential. Horan punted 72 times in 1991 for a 41.8 average, which ranked eighth in the AFC, with 24 punts inside the 20 and just eight touchbacks. His net average of 36.7 was fourth best in the conference and sixth in the NFL. He had one punt blocked at Houston (10/6), and ran nine yards for a first down in the season finale at San Diego (12/22). Horan has a career average of 42.1 on 520 punts. Horan, who holds the first and third best single game averages in team history, punted five times for a 55.0 average at New England (10/27), the fourth best effort. He had a punt of 71 yards in that game, his longest regular season punt as a Bronco. In post-season play punted eight times for a 40.4 average, with four punts inside of the 20. At Buffalo in the AFC Championship Game (1/12) tied an NFL post-season record, and set the AFC title game mark, with a 76-yard punt. Horan led the NFL in 1991 with a career-high punting average of 44.4 yards and a net average of 38.9 yards. He earned All-NFL (College and Pro Football Newsweekly) and All-AFC (Football News, UP1 – 2nd team) honors for his efforts. Horan punted 58 times and displayed his accuracy with 14 punts inside of the 20 and only six

touchbacks. He had a gross average of 45 yards or better in seven games, with a high of 55.8 on five punts vs. San Diego (12/16) and had a net average of 40 yards or better in eight games. His average against the Chargers stands as the third best mark in team history, and he also holds the top single game average of 57.2 against the Raiders (9/26/88). Horan was named second-team All-NFL (College and Pro Football Newsweekly) following the 1989 season. He punted 77 times for a 40.4 average, a figure ranked sixth in the AFC, and had a net average of 34.3, 24 punts inside of the 20, five touchbacks, and a long kick of 63 yards. Horan had the lowest percentage of punts returned (.364) in the NFL, and demonstrated his punting accuracy over the final 11 weeks of the regular season when he placed 18 punts inside of the 20 and had just two touchbacks. He averaged 47.0 yards on five punts vs. Philadelphia (10/29), 46.7 yards on six punts against the Raiders (9/24), and in the AFC Championship Game vs. Cleveland (1/14) he punted five times for an average of 46.4 yards, with a long punt of 61 yards. He earned his first NFL Pro Bowl berth in 1988 after leading the league with a net punting average of 37.8. He was also honored as All-NFL (AP, PFWA, The Sporting News, College and Pro Football Newsweekly, Sports Illustrated, World Almanac second team) and All AFC (UPI, Football News). Horan's overall punting average of 44.0 ranked third in the NFL, and he placed 19 kicks inside the opponents 20-yard line, with only two touchbacks in 1988 set a team record with a 57.2-yard average vs. the Raiders (9/26), a game in which he had punts of 70, 67, and 56 yards. Also, Horan had six of his 11 highest single game averages as a Bronco that season. In 1987 Horan was fourth in the AFC and eighth in the NFL with a 41.1 average on 44 punts. One fourth of his punts that season landed inside of the 20 (11/44), while posting just five touchbacks. Horan had his best regular season game vs. Kansas City (12/19), averaging 51.5 yards on four punts, with a long of 61 yards. He joined the club as a free agent in the 13th week of the 1986 campaign and average 41.1 yards over the final four games of the season. Horan had an excellent 1986 post-season, punting 13 times for a 43.9 average, with four punts inside the 20 and just one touchback in three post-season contests. Against New England in the divisional playoff game (1/4/87), Horan punted five times for a 49.0 average, including three kicks inside of the 20. He punted for the Philadelphia Eagles in 1984-85, showing two-year totals of 183 punts for a 41.8-yard average, with 42 punts inside the 20. He was named first-team All-NFC and first team All-Rookie (Pro Football Weekly) in 1984. Originally a ninth round draft choice of the Atlanta Falcons in 1982, Horan had tryouts with Green Bay and Buffalo in 1983 before joining the Eagles. He was on the Minnesota Vikings roster for one game in the 1986 season but did not play.

COLLEGE: Horan was a two-year letterman at Long Beach State after transferring from Fullerton College. He was named first-team All-Pacific Coast Athletic Conference and honorable mention All-America as a senior. Horan was ranked sixth in the nation in punting that season with a school record 44.7 average.

PERSONAL: Mike and his wife Kim have two daughters, Meghan (9/8/85) and Shawna (3/24/89), and a son, Michael William II (12/4/90). Mike and Kim, both native Southern Californians, now make their home year-round in Littleton, Colorado. In 1988, Mike and Kim began a fundraising effort called "Punts With A Purpose," designed to raise money for homeless children and their families. Pledges are solicited for every punt that Mike placed inside the opponents 20 yard line. Punts With A Purpose seeks to reach out to homeless families and help them become self sufficient.

Mike has a degree in mechanical engineering and has worked in the off season for Hughes Aircraft Company helping design manned and unmanned radar and sonar equipment. Born in Orange, Calif., he attended Sunny Hills HS in Fullerton, Calif., lettering in both football and baseball. Mike's hobbies include carpentry, fishing, hunting, golfing, and skiing.

Professional Record

PUNTING

Year	Club	Games	No..	Yds.	Avg	TB	In 20	LG	Blk.
1984	Philadelphia	16	92	3880	42.2	6	21	69	0
1985	Philadelphia	16	91	3777	41.5	10	21	75	0
1986	Denver	4	21	864	41.1	2	8	54	0
1987	Denver	12	44	1807	41.1	5	11	61	2
1988	Denver	16	65	2861	44.0	2	19	70	0
1989	Denver	16	77	3111	40.4	5	24	63	0
1990	Denver	15	58	2575	44.0	6	14	67	1
1991	Denver	16	72	3012	41.8	8	24	71	1
1992	Denver	7	37	1681	45.4	1	7	62	1
TOTAL		118	557	23568	42.3	45	149	75	5

SINGLE GAME HIGHS

(Post-season in parenthesis, * - denotes high mark with Denver)

Most punts - 10 - Philadelphia vs. N.Y. Giants, 9/29/85,*9 - two games (7 vs. Washington, 1/31/88). **Highest avg.** - 57.2 vs. L.A. Raiders, 9/26/88 (49.0 vs. New England, 1/4/87). **Longest punt** - 75 - Philadelphia vs. N.Y. Giants, 9/29/85,*71 at New England, 10/27/91 (76 at Buffalo, 1/12/92). **Most punts inside the 20** - 4 vs. Seattle, 9/4/88 (3 vs. New England, 1/4/88). **Most touchbacks** - 2 - three games (2 vs. Cleveland, 1/14/90).

ADDITIONAL STATISTICS: Fumbled once and recovered one fumble, 1986; fumbled once and recovered one fumble, rushed two times for nine yards, 1991.

No. 66 CHARLES RAY (Chuck) JOHNSON

Tackle



Birthdate - May 22, 1969
Birthplace - Freeport, Texas
Residence - Littleton, Colo.
How Acquired - Draft #4, 1992
College - Texas
High School - Brazosport HS, Freeport, Texas
Height - 6-3
Weight - 280
Pro Year - 2nd
Year with Broncos - 2nd

Chuck Johnson played in every game in 1992 with Denver, seeing time as a reserve tackle and on special teams. He joined the club as a fourth-round draft choice out of the University of Texas.

COLLEGE: Johnson played both guard and tackle in his five years at Texas, and as a senior earned All-Southwest Conference honors, concluding his career with an appearance in the Senior Bowl. As a junior Johnson earned second team All-SWC mention after starting every game, including the Cotton Bowl, at left tackle. He was also a four-year letterman in track, specializing in the discus.

PERSONAL: Chuck is single and makes his home in the Denver suburb of Littleton. A native of Freeport, Texas, he attended Brazosport HS there and lettered twice in football, four times in track, and three times in basketball. Chuck graduated from Texas with a degree in government and pre-law, and lists weightlifting, dancing, and music ("deep notes") as his hobbies.

Professional Record

GAMES PLAYED: 1992 (16).

No. 89 REGGIE JOHNSON*Tight End*

Birthdate – January 27, 1968
Birthplace – Pensacola, Fla.
Residence – Safety Harbour, Fla.
How Acquired – Draft #2, 1991
College – Florida State
High School – Escambia HS,
 Pensacola, Fla.
Height – 6-2
Weight – 256
Pro Year – 3rd
Year with Broncos – 3rd

Reggie Johnson is expected to battle for the starting tight end position in 1993. He moved into the starting line-up for the final two games of the 1992 regular season, and was also in on the first play in five other games. He caught six passes for 41 yards and a TD in the final two contests to boost his season totals to 10 receptions for 139 yards, both career highs. Johnson set personal single-game highs with four catches at Kansas City (12/27) and 48 yards against the Chiefs in Denver (10/4). Johnson, who missed the season opener with a separated shoulder, returned a kickoff 34 yards against San Diego (9/13). Johnson played in every game in 1991, except the AFC Championship Game at Buffalo, and started three times. He closed out his rookie campaign with six receptions for 73 yards. Johnson's lone TD of the year came on his first pro catch, a one-yard toss in the season opener against Cincinnati (9/10). Denver's second-round draft choice that year, Johnson impressed Bronco coaches with his blocking ability.

COLLEGE: Johnson caught 52 passes for 544 yards in his career at Florida State, where he was known as an extremely effective blocker. He earned honorable mention All-American status as a senior, and led the blocking up front as the Seminoles rushed for 27 touchdowns. In his junior season Johnson set career highs with 18 receptions for 219 yards.

PERSONAL: Reggie is single and makes his offseason home in Safety Harbour, Fla. A native of Pensacola, Fla., he attended Escambia HS there and played every position on the football team except quarterback. He was one of 11 seniors on his prep squad to earn college scholarships. Reggie has a degree in criminology.

Professional Record**RECEIVING**

Year	Club	Games	Starts	No.	Yds.	Avg.	TD
1991	– Denver	16	3	6	73	12.2	1
1992	– Denver	16	7	10	139	13.9	1
TOTAL		32	10	16	212	13.3	3

SINGLE GAME HIGHS

Most receptions – 4 - at Kansas City, 12/27/92. **Most reception yards** – 48 - vs. Kansas City, 10/4/92. **Longest reception** – 48 from Elway vs. Kansas City, 10/4/92.

ADDITIONAL STATISTICS: Recovered one fumble, 1991.

No. 82 VANCE EDWARD JOHNSON*Wide Receiver*

Birthdate – March 13, 1963
Birthplace – Trenton, N.J.
Residence – Westminster, Colo.
How Acquired – Draft #2a, 1985
College – Arizona
High School – Cholla, HS,
 Tucson, Ariz.
Height – 5-11
Weight – 185
Pro Year – 9th
Year with Broncos – 9th

Vance Johnson in 1993 comes into his ninth NFL campaign ranked third in team history with 367 receptions and fifth with 5,008 yards. He finished last year's campaign fifth on the team with 24 catches for 294 yards and two touchdowns. Johnson was on injured reserve for the first four games of the year after tearing a pectoral muscle in training camp, and also missed the game vs. Seattle (12/20) because of a strained hamstring. His first catch of the year was a game-winning, 12-yard TD reception with 38 seconds left in the game vs. Kansas City (10/4). Johnson has caught more TD passes (30) from John Elway than any other player. In 1991 he rebounded from a slow start to lead the team in receptions over the final month of the campaign. He closed out the regular season with 21 catches for 208 yards and three touchdowns, and ranked seventh in the AFC with a 7.3 average on 24 punt returns. After suffering a preseason knee injury, Johnson spent the first four weeks of the season on injured reserve and was on the Broncos' inactive list for games six and seven. Although he had just four receptions through the first 11 weeks of the year, Johnson had 16 in the final four regular season contests. He was the Broncos' postseason reception leader as well, catching 10 passes for 178 yards and a score in two games, while also returning three punts for 36 yards. Against Houston in the Divisional Playoff Game (1/4), he caught five passes for 78 yards, and two of those receptions were pivotal to the outcome of the game. Johnson was on the receiving end of a 10-yard pass from John Elway for the Broncos' first points of the day. Denver's winning field goal was set up by a pass from Elway to Johnson that gained 44 yards on a fourth-and-10 play from the Bronco 35. In the AFC Championship Game at Buffalo (1/12), Johnson caught seven passes for 100 yards to lead all receivers in the contest. In 1990 he finished second on the team with 54 receptions for 747 yards and three touchdowns, and also returned 11 punts for an 8.4 average and six kickoffs for 126 yards. Johnson tied his single game high with nine receptions vs. Seattle (9/23), the Broncos' top mark in 1990. He also led the team with a 150-yard performance vs. Kansas City, (9/17), a game in which he caught a fourth-down, 49-yard pass from John Elway that helped set up the game-winning field goal. Johnson had an outstanding season in 1989, as he became the first Bronco to catch more than 70 passes since Lionel Taylor in 1965. Johnson set career highs with 76 catches for 1,095 yards and seven touchdowns. His reception total tied for fourth in the AFC and ninth in the NFL, while his yardage total ranked ninth in the conference and 12th in the league. He accounted for six of Denver's top eight receiving days in 1989 and had five or more receptions in eight games, with nine against both Philadelphia (10/29) and Phoenix (12/16). Johnson was on the receiving end of six of the team's 15 longest pass plays, including receptions of 68 and 69 yards. He had six receptions for a career-high 154 yards and two TDs against Seattle (11/26), all coming in the first half. That game marked his third 100-yard effort of the season and his first two-TD game ever. He caught nine passes for 148 yards and a score vs. Philadelphia (10/29)

and five for 145 yards and a score at Cleveland (10/1). Johnson was Denver's primary punt return in the last half of the 1989 season and closed out the campaign with 12 returns for a team-high 9.8 average. Johnson led all Denver receivers in the postseason, with 12 catches for 197 yards and a score, and he returned seven punts for a 7.6 average. Against Pittsburgh in the divisional playoff game (1/7) he had three receptions for 85 yards and a TD and caught seven passes for 91 yards in the AFC Championship Game vs. Cleveland (1/14). In Super Bowl XXIV (1/28) he caught two passes for 21 yards. Johnson led the team in 1988 with 68 catches (6th AFC, T15th-NFL), the eighth highest single season total in Bronco history, and gained 896 yards (9th-AFC, 20th-NFL). In the game against the Raiders (9/26), Johnson combined with Elway for an 86-yard pass play, tying the Bronco record for longest non-scoring completion. Johnson was the only Bronco that season to record a catch in every game, and he gained 50 or more yards on receptions in nine of 16 games. He had an outstanding 1987 campaign despite missing most of two regular season games with a dislocated shoulder, suffered early in the Dec. 6 contest vs. New England. He led the team with 684 yards on 42 catches and scored seven touchdowns to tie for the team lead. Johnson gained over 80 yards on receptions in six games, including a 115-yard per-performance against the Los Angeles Raiders (11/22), and tied a team record by scoring a TD by reception in six straight games. In the divisional playoff game vs. Houston (1/10), Johnson caught four passes for 105 yards before being sidelined with a groin injury. The injury kept him out of the AFC Championship Game but he returned to action in Super Bowl XXII. He turned in a tremendous performance in the 1986 post-season, completing his comeback from an early season knee injury. After a dazzling exhibition in the final preseason game vs. the Los Angeles Rams, in which he caught 11 passes for 195 yards and a score, he injured a knee in the season opener, had arthroscopic surgery, and spent four weeks on injured reserve. He finished the regular season with 31 receptions for 363 yards and two touchdowns, rushed five times for 15 yards, and returned three punts and two kickoffs. Johnson led the team in the 1986 post-season with 12 catches for 235 yards and two TDs. In the divisional playoff game vs. New England (1/4) he caught four passes for 89 yards and scored on a 48-yard pass from John Elway. After a three-catch performance in the AFC Championship Game at Cleveland (1/11) he led all receivers in Super Bowl XXI with five receptions for 121 yards, including a 47-yard TD pass from Elway. He had a fine season in 1985 as he made the conversion from running back to wide receiver and set new Bronco rookie records for receptions (51) and reception yardage (721 yards). He led the team in punt and kickoff returns as well, and his 1,757 all-purpose yards were tops among all NFL rookies. His receiving totals placed second on the team, although Johnson did not become a full-time starter until week 10. He registered Denver's high-yardage mark that year with 116 yards on six catches vs. Kansas City (12/14), and he recorded three of the top six yardage marks for the team, including 96 yards at Atlanta (9/22) and 92 yards vs. San Francisco (11/11). Johnson scored three touchdowns, with the longest being a 63-yard catch and run against the Falcons. Denver's first pick in the second round of that year's draft, Johnson ran a 4.36 40-yard dash in rookie camp.

COLLEGE: Vance was the University of Arizona's key player at tailback in his four years with the Wildcats, finishing fourth in school history in all-purpose yards (3,442), fifth in scoring (168 pts.), and sixth in receptions (78). He closed out his college career with appearances in the Senior Bowl and the East-West Shrine game, where he caught seven passes and threw a touchdown pass. As a junior, Vance led the PAC-10 in touchdowns with 13, 10 of them rushing. He was a 1982 All-PAC 10 selection and led the team that season in rushing (433 yards) and kickoff returns (27.2 avg.). Vance set several Arizona freshman records and was named to Blue Chip Magazine's second-team All-American freshman squad. A great track athlete as well, Vance won the 1982 NCAA long jump championship with a 26'-11½" effort, and

in addition captured the 1984 PAC-10 long jump title, finishing second in the NCAA that year. He was an alternate in the long jump on the 1984 Olympic team, missing the team by one inch. He was chosen to compete with the American Olympic team in the spring of 1985 in Monaco, France, but decided to pass up the opportunity because of his football career. He majored in commercial art.

PERSONAL: Vance has two sons, Vaughn (10/21/87), and Vincent (4/18/89). An accomplished artist, Vance had seven showings of his work at Denver's Gallery One during the 1987 offseason. He specializes in acrylic fine arts, with particular interest in women's faces and sports vignettes. A native of Trenton, N.J., Vance was raised in Tucson and lettered twice in football and four times in track at Cholla HS. He scored 22 touchdowns as a senior and had a 9.1 yard rushing average while gaining 1,382 yards. He set school records in the long jump, high jump, 100 and 220-yard dashes, and was Arizona's long jump champion in 1980. He was an all-state football selection in 1980.

Professional Record

RECEIVING										RUSHING				
Year	Club	Games	Starts	No.	Yds.	Avg.	TD	Att.	Yds.	Avg.	TD			
1985	- Denver	16	7	51	721	14.1	3	10	36	3.6	0			
1986	- Denver	12	7	31	363	11.7	2	5	15	3.0	0			
1987	- Denver	11	9	42	684	16.3	7	1	-8	-8.0	0			
1988	- Denver	16	13	68	896	13.2	5	1	1	1.0	0			
1989	- Denver	16	16	76	1095	14.4	7	0	0	0.0	0			
1990	- Denver	16	13	54	747	13.8	3	0	0	0.0	0			
1991	- Denver	10	0	21	208	9.9	3	0	0	0.0	0			
1992	- Denver	11	6	24	294	12.3	2	0	0	0.0	0			
TOTAL		108	71	367	5008	13.6	32	17	44	2.6	0			

PUNT RETURNS					KICKOFF RETURNS				
Year	Club	No.	Yds.	Avg.	TD	No.	Yds.	Avg.	TD
1985	- Denver	30	260	8.7	0	30	740	24.7	0
1986	- Denver	3	36	12.0	0	2	21	10.5	0
1987	- Denver	1	9	9.0	0	7	140	20.0	0
1988	- Denver	0	0	0.0	0	0	0	0.0	0
1989	- Denver	12	118	9.8	0	0	0	0.0	0
1990	- Denver	11	92	8.4	0	6	126	21.0	0
1991	- Denver	24	174	7.3	0	0	0	0.0	0
1992	- Denver	0	0	0.0	0	0	0	0.0	0
TOTAL		81	689	8.5	0	45	1027	22.8	0

SINGLE GAME HIGHS

(Post-season in parenthesis)

Most receptions - 9 - three games (7 at Buffalo, 1/12/92, and 7 vs. Cleveland, 1/14/90). **Most reception yards** - 154 vs. Seattle, 11/26/89 (121 vs. N.Y. Giants, 1/25/87). **Longest reception** - 86 from Elway vs. L.A. Raiders 9/26/88 (55 from Elway vs. Houston, 1/10/88). **Most touchdowns** - 2 vs. Seattle, 11/26/89 (1 - 3 games).

ADDITIONAL STATISTICS: Fumbled five times, recovered two fumbles, 1985; fumbled once and passed once, incomplete, 1986; fumbled once and passed once, incomplete, 1987; fumbled once, 1990; fumbled once, 1992.

No. 55 JOHN RICHARD KACHERSKI

Linebacker



Birthdate – June 27, 1967
Birthplace – Oceanside, N.Y.
Residence – Highlands Ranch, Colo.
How Acquired – FA, 1992
College – Ohio State
High School – Riverhead HS,
Riverhead, N.Y.
Height – 6-2
Weight – 232
Pro Year – 2nd
Year with Broncos – 2nd

John Kacherski played in each of the final seven games of the 1992 season with the Broncos, primarily on special teams. After joining the club as a rookie free agent out of Ohio State, he was a member of Denver's practice squad until Nov. 8, when he was signed to the active roster.

COLLEGE: Kacherski was named honorable mention All-Big Ten as a senior at Ohio State, and was a first team "Super Sleeper" selection by the Poor Man's Guide to the NFL Draft. A team captain as a senior, Kacherski led the Big Ten with 11 quarterback sacks in 1988.

PERSONAL: John is single and makes his home in Highlands Ranch, Colo. He was born in Oceanside, N.Y. and attended Riverhead (N.Y.) HS and Milford (Ct.) Academy Prep School. He earned four letters in football and two each in baseball and wrestling. John has a degree in communications and enjoys weightlifting.

Professional Record

GAMES PLAYED: 1992 (7).

No. 72 KEITH LEONARD KARTZ

Tackle/Guard



Birthdate – May 5, 1965
Birthplace – Las Vegas, Nev.
Residence – Aurora, Colo.
How Acquired – FA, 1987
College – California
High School – San Dieguito, HS,
Encinitas, Calif.
Height – 6-4
Weight – 270
Pro Year – 7th
Year with Broncos – 7th

Keith Kartz continued his fine play as Denver's starting center in 1992. He started 15 games last year, missing the season opener because of a strained calf. Now entering his 7th season with the Broncos, Kartz has started 78 of 88 games played. He started every regular season game in 1991 but saw only limited action against Houston and Buffalo in the playoffs because of a thigh strain. He took the field only to snap on field goals and extra points in those games. He is considered by Denver coaches to be one of the NFL's top centers, and in 1990 was named the Broncos' Most Inspirational Player by his teammates. He was also honored as Denver's nominee for the Ed Block Memorial Award For Courage. Kartz started every game at center in 1989 for

Denver, his first season ever at that position. His play was impressive enough to garner alternate status for the Pro Bowl. He started 12 games at the right guard position for Denver in 1988 but was hampered late in the season by a dislocated right toe. He began the season as a reserve but moved into a starting role in week two after Stefan Humphries was injured. Kartz started the next 11 games before injuring his toe at New Orleans (11/20). He sat out the following three contests but returned to start in the season finale vs. New England (12/17). Kartz joined the Broncos as a free agent in 1987 and was placed on injured reserve with a back injury in early September. He rejoined the active squad before the Oct. 4 contest vs. Houston and started all three replacement games. Kartz went on to play in all but one of the remaining regular and postseason games. He turned in a fine performance in Super Bowl XXII (1/31) after Dave Studdard left the game with an injury. Kartz attended Seattle's training camp in 1986.

COLLEGE: Kartz was all-conference and All-West Coast as a tackle at the University of California. He played for the Golden Bears in 1981-85, redshirting in 1983. Kartz has a bachelor's degree in social science.

PERSONAL: Keith is single and resides in Aurora, Colo. In Encinitas, Calif., he attended San Dieguito HS and lettered three times each in football and track, and twice in basketball. He was born in Las Vegas, Nev.

Professional Record

GAMES PLAYED: 1987 (12), 1988 (13), 1989 (16), 1990 (16), 1991 (16), 1992 (15). Total – 88.

GAMES STARTED: 1987 (3), 1988 (12), 1989 (16), 1990 (16), 1991 (16), 1992 (15). Total – 78.

ADDITIONAL STATISTICS: Recovered one fumble and fumbled one, 1990; recovered two fumbles for 11 yards, 1991; recovered one fumble, 1992.

No. 71 GREG JOHN KRAGEN

Nose Tackle



Birthdate – March 4, 1962
Birthplace – Chicago, Ill.
Residence – Highlands Ranch, Colo.
How Acquired – FA, 1985
College – Utah State
High School – Amador Valley HS,
Pleasanton, Calif.
Height – 6-3
Weight – 265
Pro Year – 9th
Year with Broncos – 9th

Greg Kragen enters his ninth NFL campaign as one of the NFL's campaign as one of the NFL's premier nose tackles. One of the key players on Denver's defense, last year he was fifth on the team with 107 total tackles (66 tackles, 41 assists) and set a personal high with five and one-half sacks. He also knocked down three passes and forced two fumbles. Kragen had a tremendous game at Philadelphia (9/20), netting 16 total tackles and a sack, and had the first two-sack game of his career vs. the Giants (11/15). Since Denver went to the 3-4 alignment in 1976, the team has had just two fulltime starting nose tackles, Rubin Carter (1976-86) and Kragen (1986-92). He had an outstanding season in 1991, and earned All-NFL (Sports Illustrated) and All-AFC (UPI) honors, as well as the Broncos' Bob Martin Award, which is voted on by the local media. He had 61 tackles, 31 assists, and a career-high 3.5 sacks during the 1991 season. Kragen had an excellent game vs. Kansas City (10/20) in which he registered eight tackles, four assists,

and a seven-yard sack. In the postseason he had nine tackles, one assist, and two passes defended. He also had an interception in the AFC Championship game at Buffalo. In 1990, he led all of Denver's defensive linemen with 46 tackles and 35 assists, while also tallying two sacks, three forced fumbles, two fumble recoveries, and five passes defended. Kragen had a fine game at Buffalo (9/30) with nine tackles and two forced fumbles and at Kansas City (12/9) he totaled six tackles, four assists, and a fumble recovery that set up a Bronco touchdown. Kragen had a tremendous season in 1989 and was rewarded with his first Pro Bowl appearance. He started 14 regular season games and all three postseason contests at nose tackle, sitting out weeks five and six with a sprained knee. Kragen closed out the season with 43 tackles, 29 assists, a team high four-fumble recoveries, two sacks, and two passes defended. He was named AFC Defensive Player of the Week for his performance at Kansas City (11/12), a game in which he had six tackles, a sack, and a 17-yard fumble return for Denver's only touchdown. Kragen was named the team's defensive player of the game five times in 1988, including three times in a four week stretch. In Los Angeles against the Raiders (12/4) he was in on 13 tackles and had two sacks and at San Francisco (10/9) he had 10 first hits and five assists, and set up the Broncos' game-tying touchdown with a fumble recovery late in the fourth quarter. Kragen's season totals show a team-high 101 first hits, 39 assists, two and one-half sacks, four passes defended, and a fumble recovery. He began the 1987 campaign as a back up at nose tackle but returned to a starting role before the Oct. 26 game at Minnesota and started all but one of the remaining games. He was named defensive MVP for his performance against the Raiders (11/22), in which he tallied five first hits, four assists, and an eight-yard sack, and he had a 14-tackle game two weeks later vs. New England (12/6). Kragen closed out the regular season with 48 first hits, high among defensive linemen, 30 assists, two sacks, and a fumble recovery. His postseason totals show 11 first hits, nine assists, and four quarterback harassments, earning defensive MVP honors for his performance vs. Cleveland in the AFC Championship Game (1/17). Kragen moved into the starting nose tackle spot in the third week of the 1986 season and started every game thereafter, including both playoff games and Super Bowl XXI. He finished the regular season with 60 total tackles and a team-leading three fumble recoveries. Kragen played as Rubin Carter's back-up at nose tackle and on special teams in 1985, recording two sacks that year, including one in his first game as a professional at the Los Angeles Rams (9/8). He joined the Broncos as a free agent in 1985 after being one of the club's last training camp cuts in 1984.

COLLEGE: Greg earned several honors at Utah State, where he played from 1980-83. He was a first-team All-Pacific Coast Conference player in his senior year as well as an honorable mention AP All-American and second-team All-West Coast performer.

PERSONAL: Greg and his wife Cindy have a daughter, Jordan Marie (1/8/90), and a son, Kyle William (2/1/92), and the family makes its home in Highlands Ranch, Colo. A native of Chicago, Ill., Greg earned three prep letters in basketball and two in football at Amador HS in Pleasanton, Calif. He majored in political science at Utah State.

Professional Record TACKLES

Year	Club	Games	Starts	Tackles	Assists	Total	Sacks
1985	- Denver	16	1	11	2	13	2.0
1986	- Denver	16	14	29	31	60	0.0
1987	- Denver	12	9	48	30	78	2.0
1988	- Denver	16	16	101	39	140	2.5
1989	- Denver	14	14	43	29	72	2.0
1990	- Denver	16	16	46	35	81	2.0
1991	- Denver	16	16	61	31	92	3.5
1992	- Denver	16	16	66	41	107	5.5
TOTAL		122	102	405	238	643	19.5

ADDITIONAL STATISTICS: Recovered three fumbles, 1986; recovered one fumble, 1987; recovered one fumble, 1988; recovered four fumbles and scored on a 17-yard fumble return, 1989; recovered two fumbles, 1990.

No. 21 LE-LO LANG

Corner Back



Birthdate - January 23, 1967
Birthplace - Los Angeles, Calif.
Residence - Aurora, Colo.
How Acquired - Draft #5b, 1990
College - Washington
High School - Jordan HS, Los Angeles, Calif.
Height - 5-11
Weight - 185
Pro Year - 4th
Year with Broncos - 4th

Le-Lo Lang was one of the key players in Denver's defensive secondary in 1992. Along with an interception and a sack, he had 32 tackles, 20 assists, eight passes defended, two forced fumbles, and a fumble recovery. In his first career starting assignment, vs. Houston (10/18), Lang led the team with 12 total tackles, and against the Jets (11/8) he forced and recovered a fumble. Lang had five tackles, six assists, four passes defended, and an interception in 1991. He had three passes defended against Seattle (9/15), knocking down a pass in the end zone on Seattle's next-to-last play, and gained his interception on the last defensive stand of the regular season at San Diego (12/22). Lang also had three tackles, two assists, and a knockdown block on special teams. In 1990, he spent the first 10 weeks of the season on Denver's non-football injury list with a broken foot he suffered while weight lifting prior to training camp. Lang's six-game totals show six tackles, two assists, three passes defended, a fumble recovery, a forced fumble, and an interception. He had four tackles, an assist, and a knockdown block as a member of Denver's special teams unit. Lang was the Broncos' second pick in the fifth round of the 1990 draft.

COLLEGE: Lang earned honorable mention All-Pac 10 and All America honors as a senior at the University of Washington. He had an outstanding career with the Huskies, originally joining the squad as a quarterback. Among Lang's seven collegiate interceptions was one returned for 87 yards and a score in his final year, the third longest such return in school history. He majored in society and justice at Washington.

PERSONAL: Le-Lo (pronounced LEE-lo) is single and makes his home in Aurora, Colo. A native of Los Angeles, Calif., he was a stand-out athlete at Jordan HS there. Lang was a two-time team most valuable player, league co-player of the year, first-team all-league, all-city, and all-central city selection. Le-Lo led his team to three straight playoff appearances, passing for over 3,500 yards and rushing for over 1,500, scoring 50 TDs. A team captain as a senior, he also lettered in track and basketball.


Professional Record TACKLES

							INTERCEPTIONS			
Year	Club	Games	Starts	Tackles	Assists	Total	No.	Yds.	Avg.	TD
1990	- Denver	6	0	6	2	8	1	5	5.0	0
1991	- Denver	16	0	5	6	11	1	30	30.0	0
1992	- Denver	16	1	32	20	52	1	26	26.0	0
TOTAL		38	1	43	28	71	3	61	20.3	0

ADDITIONAL STATISTICS: Recovered one fumble, 1990; recovered one fumble, 1992.

No. 20 GREGORY ALAN (Greg) LEWIS

Running Back



Birthdate – August 10, 1969
Birthplace – Port St. Joe, Fla.
Residence – Aurora, Colo.
How Acquired – Draft #5, 1991
College – Washington
High School – Ingraham HS,
 Seattle, Wash.
Weight – 5-10
Height – 214
Pro Year – 3rd
Year with Broncos – 3rd

Greg Lewis closed out the 1992 season third among Denver rushers with 268 yards and four touchdowns on 73 carries, and also had four receptions for 30 yards, both career highs. Lewis had his two top rushing days of the season in starts vs. Dallas (12/6), gaining 59 yards, and at Buffalo (12/12), where he rushed for 47 yards and one TD. He had two receptions for 25 yards against the Cowboys, including one 16-yard catch. As a rookie in 1991, Lewis was second on the team with 376 yards and four touchdowns on 99 carries. He also recorded a two-yard reception and a 20-yard kickoff return. Lewis started in place of Gaston Green in games seven through nine and had 111 yards against Pittsburgh (11/3), becoming only the third Bronco rookie to ever post a 100-yard day. He had runs of 19, 23, and 27 yards and scored once in that game. Lewis's next best day was a 68-yard effort against the Patriots (12/1). Lewis carried the ball just three times for a total of two yards in the postseason, but scored on two one-yard runs against Houston in the Divisional Playoff Game (1/4). Lewis was drafted by Denver in the fifth round in 1991.

COLLEGE: Lewis was one of the most honored players in University of Washington history, ranking second on the Huskies' career rushing charts with 2,678 yards, averaging 5.1 yards per carry and scoring 22 TDs. He caught 79 passes for 797 yards and had an all-purpose yardage total of 3,564. Lewis was UW's first All-American running back, the recipient of the first Doak Walker Award, honoring the nation's top RB, and ranked seventh in voting for the Heisman Trophy. In addition, as a senior Lewis was a team captain, the Pac-10 Offensive Player of the Year, the Pop Warner Award winner as the West Coast Player of the Year, the Touchdown Club of Columbus (Ohio) Player of the Year, and the Texaco Star Performer.

PERSONAL: Greg and his wife Felichia have a daughter, Briana (8/21/89), and the family makes its home in Aurora, Colo. A native of Port St. Joe, Fla., Greg was a four-year letterman as a running back/defensive back at Ingraham HS in Seattle, Wash. As a senior he rushed for 1,293 yards and 18 TDs and was named Metro League Player of the Year and honorable mention All-America. He also lettered three times in basketball and twice in track. Greg has a degree in political science and is active with his church and in the community. He enjoys skiing and playing basketball in his spare time.

Professional Record

Year	Club	Games	Starts	RUSHING				RECEIVING			
				Att.	Yds.	Avg.	TD	No.	Yds.	Avg.	TD
1991	– Denver16	3	99	376	3.8	4	1	2	2.0	0
1992	– Denver16	2	73	268	3.7	4	4	30	7.5	0
TOTAL	32	5	172	644	3.7	8	5	32	6.4	0

SINGLE GAME HIGHS

(Postseason in parenthesis)

Most rushing attempts – 19 vs. Pittsburgh, 11/3/91 (3 vs. Houston, 1/4/92). **Most rushing yards** – 111 vs. Pittsburgh, 11/3/91 (2 vs. Houston, 1/4/92). **Longest runs** – 27 vs. Pittsburgh, 11/3/91 (1t vs. Houston, 1/4/92). **Most rushing TDs** – 1 in four games (2 vs. Houston, 1/4/92). **Most receptions** – 2 vs. Dallas, 12/6/92. **Most reception yards** – 25 vs. Dallas, 12/6/92. **Longest reception** – 16 vs. Dallas, 12/6/92.

ADDITIONAL STATISTICS: Returned one kickoff for 20 yards and fumbled two times, 1991; fumbled two times, 1992.

No. 59 TIMOTHY (Tim) BRIAN LUCAS

Linebacker



Birthdate – April 3, 1961
Birthplace – Stockton, Calif.
Residence – Aurora, Colo.
How Acquired – FA, 1987
College – California
High School – Rio Vista, HS,
 Rio Vista, Calif.
Height – 6-3
Weight – 230
Pro Year – 7th
Year with Broncos – 7th

Tim Lucas played in nine games in 1992, primarily on special teams, and spent seven weeks on injured reserve with a hamstring injury. He began the 1991 campaign as a starter at outside linebacker, but suffered a broken left leg on the first play of the week three game vs. Seattle (9/15), and spent most of the remaining regular season on injured reserve. He returned to the active roster to play in games 15 and 16 and in both postseason contests. Lucas had eight tackles, seven assists, and a pass defended in regular season play at linebacker. He started in the final five games of the 1990 campaign, his first starts since 1987, and posted 16 tackles, 16 assists, a sack, a forced fumble, and a fumble recovery. He also had five total tackles as a member of the Broncos' special teams unit. Lucas spent the first five weeks of the season on injured reserve with a foot injury suffered in the preseason. He forced and recovered a fumble vs. Pittsburgh (10/14) in his first game back, and in his first game as a starter, against the Raiders (12/2), Lucas tallied eight tackles and a sack. He played primarily on special teams in 1989 and was one of that unit's leaders with 13 tackles and eight assists. Lucas turned in a key play at Washington (11/20), when he tackled the Redskins' Monte Coleman for a loss on a fake punt attempt. In play as a linebacker, Lucas had five tackles, an assist, two sacks, and a pass defended. He played in every game in 1988, seeing the majority of his playing time on special teams. He had seven tackles and five knockdown blocks on that unit and was named Denver's special team MVP for his performance at Pittsburgh (10/23). He registered one tackle last season as a linebacker. Lucas played in 11 games and started three in 1987 with the Broncos. After signing with Denver on Sept. 24 that year, he started all three replacement games at outside linebacker. Lucas was named the Broncos' most valuable player of the game vs. the Raiders (10/12) after posting seven first hits, an assist, a five-yard quarterback sack, an interception, and a forced fumble. He was on the inactive list for weeks six through eight and played primarily on special teams for the remainder of the campaign. Lucas closed out the season with 11 first hits, four assists, and two sacks. Prior to coming to Denver, Lucas played with the USFL's Oakland franchise from 1983-85. He

was drafted by the St. Louis Cardinals in the 10th round of the 1983 college draft.

COLLEGE: Lucas was a member of the Pac-10 All-American team as a senior at the University of California. He played for the Golden Bears in 1979-82 and won the school's scholar award. Lucas graduated with a degree in economics.

PERSONAL: Tim and his wife Robin make their off season home in Aurora, Colo. Born in Stockton, Calif. he graduated from Rio Vista (Calif.) HS and was named all-league in football, baseball, basketball, and track As a running back he ranked second in Northern California in rushing. Tim lists golf as his hobby.

Professional Record

Year	Club	Games	Starts	TACKLES			Sacks
				Assists	Total		
1987	- Denver	11	3	11	4	15	2.0
1988	- Denver	16	0	1	0	1	0.0
1989	- Denver	16	0	5	1	6	2.0
1990	- Denver	11	5	16	16	32	1.0
1991	- Denver	5	3	8	7	15	0.0
1992	- Denver	9	0	0	0	0	0.0
TOTAL		68	11	41	28	69	5.0

INTERCEPTIONS

Year	Club	No.	Yds	Avg.	TD
1987	- Denver	1	11	11.0	0
1988	- Denver	0	0	0.0	0
1989	- Denver	0	0	0.0	0
1990	- Denver	0	0	0.0	0
1991	- Denver	0	0	0.0	0
1992	- Denver	0	0	0.0	0
TOTAL		1	11	11.0	0

ADDITIONAL STATISTICS: Recovered one fumble, 1987; recovered one fumble, 1990.

No. 8 THOMAS ALFRED (Tommy) MADDOX

Quarterback



Birthdate - September 1, 1971
Birthplace - Shreveport, La.
Residence - Aurora, Colo.
How Acquired - Draft #1, 1992
College - UCLA
High School - L.D. Bell HS,
Hurst, Tex.
Height - 6-4
Weight - 195
Pro Year - 2nd
Year with Broncos - 2nd

Tommy Maddox started four games and took snaps in three others in 1992 after joining the Broncos as the team's first round draft choice. Maddox started in place of John Elway in weeks 11 through 14 and also played at Washington (10/12), vs. the New York Giants, and in the season finale at Kansas City (12/27). For the season Maddox completed 66 of 121 passes, a .545 percentage, for 757 yards, with five touchdowns and nine interceptions. He rushed nine times for 20 yards. In his first pro action, at Washington, Maddox completed two of eight passes for 10 yards, with one interception. With his appearance against the Redskins, he became the youngest quarterback (21 years, two months) to throw a pass in the NFL since Elmer Angsman of the Chicago Cardinals in 1946. After Elway was injured in the second

quarter of the Giants game, Maddox came in to complete nine of 13 passes for 134 yards, leading Denver to 13 second-half points. The following week he made his first pro start, against the Raiders (11/22), and completed 18 of 26 passes for 207 yards, with two interceptions. He threw his first career touchdown pass the next week, at Seattle (11/27), connecting with Mark Jackson. In weeks 13 and 14 he alternated snaps with Shawn Moore. Against Dallas, Maddox threw interceptions on Denver's first two drives, but compensated by hitting Jackson and Vance Johnson with touchdown passes on the Broncos' next two possessions. Maddox completed 10 of 17 passes in the game for 104 yards, with three touchdowns and four interceptions. At Buffalo (12/12) he threw for 122 yards and a score, while completing 13 of 28 passes, and also rushed for 15 yards.

COLLEGE: Maddox in 1991 was a first team sophomore All-American (in his third year at UCLA) and led the Bruins to a 9-3 record and a victory in the John Hancock Bowl. In the Bruins' 12 games he completed 209 of 343 passes for 2,681 yards and 16 TDs. Selected first team All-Pac 10 (Football News) and a UPI All-American honorable mention, Maddox was the first player in Pac-10 history to have passed for at least 5,000 yards by the end of his sophomore year. He is the only quarterback in UCLA history to pass for at least 350 yards twice in a career, and is the only one to pass for over 330 yards three times. The only UCLA quarterback to have passed for over 2,500 yards twice, he was just the fourth Pac-10 QB to have cracked the 2,500 barrier more than once (John Elway did it three times at Stanford). In his 23 collegiate career, Maddox completed 391 of 670 passes (.584) for 5,363 yards and 33 TDs. As a redshirt freshman in 1990 he led the Pac-10 in total offense and earned first team Freshman All-American honors. On the season he passed for 2,682 yards, the highest freshman total in Pac-10 history and the second best mark in school annals.

PERSONAL: Tommy and his wife Jennifer make their offseason home in the Denver suburb of Aurora. A native of Shreveport, La., he was first team all-state, all-metro, and all-American (Parade and Super Prep magazines) at L.D. Bell HS in Hurst, Tex., where he was rated the top quarterback prospect in the nation. He was chosen the Southwest Texas High School offensive player of the year and was selected district and area most valuable player while serving as team captain in his senior year. An outstanding all-around prep athlete, Tommy lettered twice in football and three times each in basketball and baseball. In basketball he was first team all-state and all-metro and was named area offensive player of the year as a senior. In baseball, he compiled a record of 7-1 as a pitcher and batted .415 as a senior, twice garnering all-district and all-area honors as well. Tommy was a history major at UCLA.

Professional Record

Year	Club	Games	Starts	PASSING					Yds.	TD	Int.
				Att.	Comp.	Pct.					
1992	- Denver	13	4	121	66	.545			757	5	9
TOTAL		13	4	121	66	.545			757	5	9

RUSHING

Year	Club	Att.	Yds.	Avg.	TD
1992	- Denver	9	20	2.2	0
TOTAL		9	20	2.2	0

SINGLE GAME HIGHS

Most pass attempts - 28 at Buffalo, 12/12/92. **Most pass completions** - 18 at L.A. Raiders, 11/22/92. **Most yards passing** - 207 at L.A. Raiders, 11/22/92. **Highest comp. pct.** - .692 at L.A. Raiders, 11/22/92, and vs. N.Y. Giants, 11/15/92. **Most touchdown passes** - 3 vs. Dallas, 12/6/92. **Most interceptions** - 4 vs. Dallas, 12/6/92. **Longest pass completion** - 38 to R. Johnson, at Seattle, 11/30/92. **Most rushing**

attempts – 4 vs. N.Y. Giants, 11/15/92. **Most rushing yards** – 15 at Buffalo, 12/12/92. **Longest run** – 11 at Buffalo, 12/12/92. **Most total rushing and passing yards** – 208 at L.A. Raiders, 11/22/92.

ADDITIONAL STATISTICS: Fumbled four times and recovered two fumbles, 1992.

No. 78 DONALD JAMES (Don) MAGGS

Tackle



Birthdate – Nov. 1, 1961
Birthplace – Youngstown, Ohio
Residence – Highland Heights, Ohio
How Acquired – FA, 1993
College – Tulane
High School – Cardinal Mooney HS, Youngstown, Ohio
Height – 6-5
Weight – 290
Pro Year – 8th
Year with Broncos – 1st

Don Maggs signed with Denver on March 5, becoming the second player to take advantage of the National Football League's new free agency system. Maggs played with the Houston Oilers from 1986-92 and was a fulltime starter at left tackle in each of the last three seasons. He began his pro career in the United States Football League, playing with Pittsburgh in 1984 and New Jersey in 1985. Maggs was drafted by the Oilers in the 1984 supplemental draft but did not sign with the club until 1986. In his rookie NFL season Maggs played in 14 games, starting twice, but sat out the entire 1987 campaign due to injury. He played in every game in the 1988-89 seasons and was named a starter at left tackle during the Oilers' 1990 training camp. Maggs started every game that year, 15 in 1991, and 14 last season, missing two starting assignments due to injury.

COLLEGE: Maggs was a three-year starter at left tackle at Tulane University. As a senior for the Green Wave he earned honorable mention All-American status, and was also honored as first team All-South Independent and first team All-Metro Conference. He was selected to play in the 1984 Senior Bowl.

PERSONAL: Don and his wife Josette have one child, Meredith (2/22/93), and the family makes their home in Highland Heights, Ohio. A native of Youngstown, Ohio, he attended Cardinal Mooney HS there and lettered in football. Maggs majored in sports administration at Tulane and enjoys traveling, hunting, fishing, and music.

Professional Record

GAMES PLAYED: 1986 (14), 1987 (0 – injured reserve), 1988 (16), 1989 (16), 1990 (16), 1991 (16), 1992 (16). **TOTAL** – 94.

GAMES STARTED: 1986 (2), 1989 (1), 1990 (16), 1991 (15), 1992 (14). **TOTAL** – 67.

ADDITIONAL STATISTICS: Recovered three fumbles 1989; recovered two fumbles, 1991.

No. 86 ARTHUR JAMES MARSHALL, Jr.

Wide Receiver



Birthdate – April 29, 1969
Birthplace – Ft. Gordon, Ga.
Residence – Hephzibah, Ga.
How Acquired – FA, 1992
College – Georgia
High School – Hephzibah HS, Hephzibah, Ga.
Height – 5-11
Weight – 174
Pro Year – 2nd
Year with Broncos – 2nd

Arthur Marshall was one of Denver's rookie stand-outs in 1992 and was named NFL All-Rookie (Football News, Pro Football Weekly/PFWA, College and Pro Football Newsweekly) for his performance. He ranked third in the AFC and sixth in the NFL with a 10.6 average on 33 punt returns and was fourth on the Broncos' receivers list, catching 26 passes for 493 yards for a team-leading average of 19.0. He gained 56 yards on 11 rushing attempts and returned eight kickoffs for 132 yards. Marshall was involved in each of the Denver's three longest pass plays, throwing an 81-yard touchdown pass to Cedric Tillman vs. Dallas (12/6), and catching both an 80-yard TD pass vs. the Jets (11/8) and a 62-yard pass at Kansas City (12/27). He had the Broncos' highest single-game reception yardage total with a mark of 134 on five receptions in the Jets game. Against Kansas City (10/4) Marshall set up the winning touchdown with a 28-yard punt return that gave Denver the ball on the Kansas City 27. In the season opener against the Raiders (9/6) he caught three passes for 72 yards, including a 48-yarder that set up the winning score. Marshall's longest punt return of the year was 47 yards at Philadelphia (9/27). He joined the Broncos as a rookie free agent out of the University of Georgia.

COLLEGE: Marshall earned honorable mention all-SEC honors and was a third team All-American as a senior at Georgia. He finished his final campaign with the Bulldogs ranked seventh in the conference with 39 receptions for 524 yards and one TD, and was sixth with an average of 23.1 on 15 kickoff returns.

PERSONAL: Arthur is single and has two children, Austin (4/25/88) and Auburn (6/18/90), and he resides in Hephzibah, Ga., where he was a stand-out athlete at Hephzibah HS. The Ft. Gordon, Ga., native lettered four times in basketball, three times in both football and baseball, and once in track. Arthur has two children, Austin (4/25/88) and Auburn (6/18/90), and lists billiards and basketball as his hobbies. Arthur earned a degree in real estate at Georgia.

Professional Record

Year	Club	Games	Starts	No.	RECEIVING				RUSHING			
					Yds.	Avg.	TD	Att.	Yds.	Avg.	TD	
1992	Denver	16	1	26	493	19.0	1	11	56	5.1	0	
TOTAL		16	1	26	493	19.0	1	11	56	5.1	0	

Year	Club	No.	PUNT RETURNS				No.	KICKOFF RETURNS			
			Yds.	Avg.	TD			Yds.	Avg.	TD	
1992	Denver	33	349	10.6	0		8	132	16.5	0	
TOTAL		33	349	10.6	0		8	132	16.5	0	

SINGLE GAME HIGHS

Most rushing attempts – 3 at San Diego, 10/25/92, and at Cleveland, 9/27/92. **Most rushing yards** – 28 at San Diego, 10/25/92. **Longest run** – 16 at San Diego, 10/25/91. **Most receptions** – 5 vs. N.Y. Jets, 11/8/92. **Most reception yards** – 134 vs. N.Y. Jets, 11/8/92. **Longest reception** – 80t vs. N.Y. Jets, 11/8/92. **Most punt returns** – 3, four games. **Most yards, punt returns** – 64 at Philadelphia, 9/20/92. **Longest punt return** – 47 at Philadelphia, 9/20/92. **Most kickoff returns** – 4 at Washington, 10/12/92. **Most yards, kickoff returns** – 76 at Washington, 10/12/92. **Longest kickoff return** – 21 at Washington, 10/12/92.

ADDITIONAL STATISTICS: Fumbled twice, recovered two fumbles, and completed an 81-yard touchdown pass to Cedric Tillman, 1992.

No. 77 KARL BERNARD MECKLENBURG

*Linebacker/
Defensive End*



Birthdate – September 1, 1960
Birthplace – Edina, Minn.
Residence – Littleton, Colo.
How Acquired – Draft #12, 1983
College – Minnesota
High School – Edina West HS,
Edina, Minn.
Height – 6-3
Weight – 235
Pro Year – 11th
Year with Broncos – 11th

Karl Mecklenburg in 1992 closed out his 10th NFL campaign ranked fourth on the team in total tackles with 116 (81 tackles, 35 assists), his fifth straight season with over 100 tackles. He was second in sacks with seven and one-half and is now fourth in team history with 69 sacks, three behind both Simon Fletcher and Barney Chavous, and four and one-half behind franchise leader Rulon Jones. Mecklenburg also posted three passes defended and two forced fumbles. In the season opener against the Raiders (9/6) he sacked Jay Schroeder, forcing a fumble that was returned by Michael Brooks for Denver's first points of 1992. He earned his fifth career Pro Bowl berth and All-AFC honors (UPI) for another fine season in 1991. He started every game from his customary inside linebacker position and finished third on the team in both sacks (nine) and total tackles (130). In regular season play he had 73 tackles, 57 assists, three passes defended, and a forced fumble. He had six sacks in the final four weeks of the year, including a two-sack performances vs. New England (12/1) and Phoenix (12/15). Mecklenburg turned in a big play in the season opener vs. Cincinnati (9/1), sacking Boomer Esiason and forcing a fumble to take the momentum out of the Bengals' comeback drive. The following week he had 19 total tackles and a sack against the Raiders (9/8). In Denver's two postseason games last year he recorded 12 tackles and four assists. Mecklenburg played most of the 1990 season opposite Simon Fletcher at outside linebacker, but moved back to his customary inside position late in the season. One of only five Bronco defenders to start in each game that year, Mecklenburg ranked third with 116 total tackles, and had five quarterback sacks. Mecklenburg scored a touchdown vs. Seattle (9/23) on a fumble return, returned another for 22 yards against the Chiefs (9/17), registered his first career safety against Green Bay (12/30) in the season finale, and blocked a PAT attempt vs. Cleveland (10/1). He earned his fourth Pro Bowl berth in five years in 1989, but was unable to play in the game because of a

knee injury sustained in Super Bowl XXIV. He was also named first-team All-Pro (AP), first team All-AFC, and the AFC Defensive Player of the Month for November. Under Denver's new defensive system, Mecklenburg was allowed to concentrate on his inside linebacker position, and he finished the regular season as the Broncos' leader in total tackles with 143, (83 first hits and 60 assists). Mecklenburg also recorded 7.5 sacks, and had four fumble recoveries, three passes defended, and two forced fumbles. He had 10 or more total tackles in nine games, including a high of 15 vs. San Diego (10/8), and returned a fumble for 23 yards and his first touchdown as a pro at Phoenix (12/16). Mecklenburg started 15 games that year, missing the season opener because of a knee injury. He started the first three games of the 1988 season but fractured his right thumb on the last play of the contest at Kansas City (9/18), a game in which he posted an astounding total 16 first hits and was named Denver's defensive and overall MVP. Mecklenburg did not suit up the following week and saw only limited action at San Diego (10/2), but returned to form over the next three weeks, posting 42 total tackles and a sack in that period. He reinjured the thumb at Pittsburgh (10/23) however, and spent the next six weeks on injured reserve. Mecklenburg returned to the active roster for the final two weeks of the season and closed out the season with two 12-tackle performances. His season totals show 78 first hits, 24 assists, and a pass defended. Additionally, he had one-and-a-half sacks. Mecklenburg earned his third straight starting berth in the NFL Pro Bowl in 1987 and was voted by teammates Denver's Most Valuable Defensive Player. He was further honored as All-NFL (NEA, AP 2nd-team) and All-AFC (UPI, Pro Football Weekly). Mecklenburg was named the Broncos' most valuable defensive player of the game four times in the 1987 campaign, and was selected as the AFC defensive player of the week following his performance vs. New England (12/6), netting two interceptions, six first hits, three assists, and two quarterback harassments. He closed out the season with totals of 81 first hits, 16 assists, three interceptions, two forced fumbles, and seven sacks, tying Rulon Jones for the team lead in sacks. Through the 1985-87 seasons Mecklenburg and Jones combined for 60 sacks. He had 19 total tackles in the postseason, including one-and-a-half sacks in Super Bowl XXII (1/31). Mecklenburg was named AFC Player of the Year by the Football News in 1986, in addition to being honored as All-NFL (AP, Sports Illustrated, NEA, Pro Football Writers of America, The Sporting News, Pro Football Weekly) and All-AFC (UPI, Pro Football Weekly, Football News). In 1986 he recorded 9.5 sacks, 83 first hits, and 127 total tackles, with all figures ranking second on the team. Mecklenburg also posted three passes defended, a forced fumble and a fumble recovery, and had two games with 2.5 sacks, at the Raiders (11/2), and vs. New England (9/28). Mecklenburg had 30 total tackles during the postseason, including a team-high 13 in Super Bowl XXI. Mecklenburg was one of the NFL's biggest success stories in 1985, and his superb play resulted in his being named a starter in the Pro Bowl, where he led the AFC with 11 tackles. He did not become a fulltime starter until the 10th week of the campaign but finished with a Bronco record 13 quarterback sacks, (broken by Rulon Jones in 1986). Mecklenburg had two team record four-sack games (vs. New Orleans on 9/15 and at Pittsburgh on 12/1), earning All-NFL (AP, Sports Illustrated, The Football News, Pro Football Writers of America, Newspaper Enterprise Association, and College and Pro Football Newsweekly-second team), and All-AFC (UPI) honors for his efforts. His great versatility enabled the coaching staff to move him around considerably in the Denver defense, and Mecklenburg played seven positions during a campaign in which he also led the team in forced fumbles (five) while posting 65 total tackles and defending four passes. He displayed his versatility in that Pittsburgh game, lining up at every defensive position except cornerback and safety. Mecklenburg in 1984 made an immediate impact in his conversion to linebacker from defensive end during a campaign that saw him record seven sacks, high among linebackers, and two interceptions for a club leading 105

yards. Mecklenburg was used largely on third down and passing down situations in 1984, but also saw some action as a defensive end. He played in all 16 games in 1983, posting 24 tackles and two sacks after joining the Broncos as their 12th round draft pick.

COLLEGE: Karl earned second team All-Big Ten Honors (AP and UPI) as a senior at Minnesota. He started his college career at Augustana College (South Dakota), but transferred to Minnesota in 1980, sitting out that season as a redshirt.

PERSONAL: Karl and his wife Kathi have a son, Luke (1/31/85), and a daughter, Kelsey (3/12/90), and the family makes its home in the Denver suburb of Littleton. Karl is the Sport Chairman for a new national program with the United States Association for Blind Athletes called "SportMates". SportMates raises funds to provide training for blind and other disabled athletes for world competitions, which this year included the 1992 Winter Paralympics in Albertville, France and Summer Paralympics in Barcelona, Spain. From 1985 to 1989 Karl's "For Mercy's Sake, Sack 'Em" program raised \$600,000 for Colorado's medically needy at Denver's Mercy Hospital. Karl's mother is the former Deputy Secretary of the Department of Health, Education, and Welfare, and his father is a physician in the Washington, D.C. area. He was an all-conference selection, had also earned all-state honors at Edina West HS in his native Edina, Minn.

Karl has a degree in biology and is an accomplished guitarist who also likes to hunt and fish.

Professional Record

		TACKLES					
Year	Club	Games	Starts	Tackles	Assists	Total	Sacks
1983	- Denver	16	0	12	12	24	2.0
1984	- Denver	16	1	35	6	41	7.0
1985	- Denver	16	9	60	5	65	13.0
1986	- Denver	16	16	83	44	127	9.5
1987	- Denver	12	12	81	16	97	7.0
1988	- Denver	9	9	78	24	102	1.5
1989	- Denver	15	15	83	60	143	7.5
1990	- Denver	16	16	67	49	116	5.0
1991	- Denver	16	16	73	57	130	9.0
1992	- Denver	16	16	81	35	116	7.5
TOTAL		148	110	653	308	961	69.0

INTERCEPTIONS

Year	Club	No.	Yds.	Avg.	TD
1983	- Denver	0	0	0.0	0
1984	- Denver	2	105	52.5	0
1985	- Denver	0	0	0.0	0
1986	- Denver	0	0	0.0	0
1987	- Denver	3	23	7.7	0
1988	- Denver	0	0	0.0	0
1989	- Denver	0	0	0.0	0
1990	- Denver	0	0	0.0	0
1991	- Denver	0	0	0.0	0
1992	- Denver	0	0	0.0	0
TOTAL		5	128	25.6	0

ADDITIONAL STATISTICS: Recovered one fumble, 1984; recovered one fumble, 1985; recovered one fumble, 1986; recovered one fumble, 1987; recovered four fumbles and returned one 23 yards for a TD, 1989; recovered two fumbles, returned one fumble two yards for a TD, recorded one safety, and blocked one PAT attempt, 1990.

No. 61 ROBERT EARL (Bob) MEEKS, Jr.

Center



Birthdate - May 28, 1969
Birthplace - Andalusia, Ala.
Residence - Evergreen, Ala.
How Acquired - Draft #10, 1992
College - Auburn
High School - Evergreen HS, Evergreen, Ala.
Height - 6-1
Weight - 286
Pro Year - 2nd
Year with Broncos - 2nd

Bob Meeks earned a spot as the third center on Denver's roster in 1992. He was one of the Broncos' inactive players for 10 games and was active but did not play in six others. Meeks joined the team as a 10th-round draft choice.

COLLEGE: Meeks was a first team All-Southeast Conference and honorable mention All-America candidate as a senior center at Auburn. A team captain that year, he was also named the Tigers' best lineman and offensive player of the year. He closed out his college career with appearances in the Blue-Gray and Senior Bowl all-star games.

PERSONAL: Bob is single and makes his home in Evergreen, Ala., where at Evergreen HS he lettered four times in football and three times in basketball. A native of Andalusia, Ala., Bob was an adult education major at Auburn and lists fishing, hunting, shooting, weightlifting, and driving sports cars as his favorite hobbies.

Professional Record

GAMES PLAYED: 1992 (0).

No. 52 JEFF JONATHAN MILLS

Linebacker



Birthdate – October 8, 1968
Birthplace – Montclair, New Jersey
Residence – South Orange, New Jersey
How Acquired – FA, 1990
College – Nebraska
High School – Montclair HS,
 Montclair, New Jersey
Height – 6-3
Weight – 250
Pro Year – 4th
Year with Broncos – 4th

Jeff Mills played in 14 games in 1992, missing two because of a strained right foot. For the season he had 16 tackles, nine assists, three passes defended, two quarterback sacks, and recovered a fumble in both games against Seattle. In 1991 Mills played in 12 games in 1991 and started three in place of Mike Croel. He spent weeks seven through 10 on injured reserve after hurting a knee in a bye-week practice. Mills totals for the regular season show 16 tackles, seven assists, three sacks, a pass defended, and a forced fumble, and he was a valuable member of the Broncos' special teams. In his first career start, vs. New England (12/1), Mills had a sack and forced a fumble, and the following week, at Cleveland (12/8), he netted two sacks. He was acquired by the Broncos in Dec. 1990 off of waivers from San Diego and played in the final two games of the year on special teams. He was the Chargers' third round draft choice and played in five of the first six games of the year with them. He was credited with one tackle on defense and two as a member of the special teams unit. Mills was placed on injured reserve on Oct. 27 with a hamstring injury and was in the process of being placed back on the active roster when the Broncos claimed him.

COLLEGE: Mills was named All-Big Eight and honorable mention All-America following his senior season at the University of Nebraska, a campaign in which he had 58 tackles, three sacks, and two fumble recoveries, and was twice named the Huskers' player of the game. As a junior he started every game and earned honorable mention all-conference honors. Mills majored in business administration.

PERSONAL: Jeff is single and makes his offseason home in South Orange, N.J. He attended Montclair (N.J.) HS in his hometown and lettered in football, track and basketball. He played both linebacker and tight end as a prepster, and was selected to the U.S. Army Reserve junior all-star team and all-state teams.

Professional Record

Year	Club	Games	Starts	TACKLES				Sacks
				Tackles	Assists	Total		
1990 – San Diego5	0	1	0	0	1	0.0	
1990 – Denver2	0	0	0	0	0	0.0	
1991 – Denver12	3	16	7	23	3.0		
1992 – Denver14	0	16	9	25	2.0		
TOTAL		33	3	33	16	49	5.0	

ADDITIONAL STATISTICS: Recovered two fumbles, 1992.

No. 12 SHAWN LEVIQUE MOORE

Quarterback



Birthdate – April 4, 1968
Birthplace – Martinsville, Va.
Residence – Baltimore, Md.
How Acquired – Draft #11, 1991
College – Virginia
High School – Martinsville HS,
 Martinsville, Va.
Height – 6-2
Weight – 213
Pro Year – 2nd
Year with Broncos – 2nd

Shawn Moore saw action at quarterback in three games, including the contests vs. Dallas (12/6) and at Buffalo (12/12) when he alternated snaps with Tommy Maddox. Moore last year completed 17 of 34 passes for 232 yards and three interceptions and rushed for 39 yards on eight carries. He came in late in the game at Philadelphia (9/20) for his first action as a pro. Against the Cowboys he attempted 13 passes completing seven, for 104 yards, including a 40-yard completion to Vance Johnson, and gained 24 yards on four carries. The following week at Buffalo he completed 10 of 20 passes for 128 yards, but had three passes picked off. Moore joined Denver in 1991 as the club's 11th-round draft choice. He spent the first 11 weeks of the season on the practice squad and was activated for the remainder of the campaign, although he did not play in a game. Moore spent the 1992 World League season with the Birmingham Fire.

COLLEGE: Moore set 29 school passing records at the University of Virginia, and had an impressive 23-4 record as a starter with the Cavaliers. Following an outstanding senior campaign he was honored as All-American and all-conference, and was a finalist for the Heisman Trophy, the Johnny Unitas Award, and the Davey O'Brien Award. A two-time Atlantic Coast Conference Offensive Player of the Year, Moore threw for 6,629 yards and 55 touchdowns, and had a career rushing total of 1,268 yards.

PERSONAL: Shawn and his wife Kimberly make their offseason home in Baltimore, Md., where she recently earned a law degree from the University of Maryland. Shawn had an illustrious prep career at Martinsville (Va.) HS and was named Group AA Player of the Year, all-state, and all-district after leading his team to the state semifinals. Shawn passed for 1,478 yards and 22 TDs as a senior, also rushing for 612 yards and seven TDs. A starting forward on Martinsville's two-time state championship basketball team, he lettered three times each in football and basketball and four times in track. Shawn has his degree in psychology from Virginia and has been enrolled in post-graduate study. He lists traveling, bowling, tennis, basketball, and reading as his hobbies.

Professional Record

Year	Club	Games	Starts	PASSING					
				Att.	Comp.	Pct.	Yds.	TD	Int.
1991 – Denver0	0	0	0	0	.000	0	0	0
1992 – Denver3	0	34	17	.500	232	0	3	
TOTAL		3	0	34	17	.500	232	0	3

RUSHING

Year	Club	Att.	Yds.	Avg.	TD
1991 – Denver0	0	0.0	0	
1992 – Denver8	39	4.9	0	
TOTAL		8	39	4.9	0

SINGLE GAME HIGHS

Most pass attempts – 20 at Buffalo, 12/12/92. **Most pass completions** – 10 at Buffalo, 12/12/92. **Highest completion percentage** – .538 vs. Dallas, 12/6/92. **Most yards passing** – 128 at Buffalo, 12/12/92. **Longest completion** – 40 yards to Vance Johnson, vs. Dallas, 12/6/92. **Most rushing attempts** – 4, two games. **Most rushing yards** – 24 vs. Dallas, 12/6/92. **Longest run** – 11 yards at Buffalo, 12/12/92.

ADDITIONAL STATISTICS: Fumbled three times, 1992.

No. 74 DANNY NOONAN

Nose Tackle



Birthdate – July 14, 1965
Birthplace – Lincoln, Neb.
Residence – Coppell, TX
How Acquired – FA, 1993
College – Nebraska
High School – Northeast HS, Lincoln, Neb.
Height – 6-4
Weight – 275
Pro Year – 7th
Year with Broncos – 1st

Danny Noonan came to the Broncos as a free agent during the 1993 offseason, after a brief retirement from professional football. Noonan played in six games with the Green Bay Packers last season registering four tackles and one assist. Noonan was drafted in the first round by Dallas in 1987, and was the 12th player taken overall. In the 1988 season Noonan registered 84 tackles, leading all defensive linemen in the category, and tied for the team lead in sacks. He was injured most of the 1989 season, but resumed his starting role in 1990. In that season he finished fourth on the team in tackles with 85, surpassing his 1988 total of 84. Noonan played sparingly in 1991 after starting the first three games of the season.

COLLEGE: Noonan was a consensus All-American after a splendid senior year at Nebraska. The Cornhuskers ranked second in the nation on defense, allowing just 235.5 yards per game. Noonan led the team in sacks with seven as senior and netted 53 tackles. He was an honorable mention All-America in 1985 and a second team All-Big Eight selection. In September, 1991, Noonan was inducted into the Nebraska Football Hall of Fame.

PERSONAL: Danny and his wife Penny make their home in Coppell, TX. He was born only six miles from the University of Nebraska, where he later enrolled. He led Lincoln Northeast HS to the state title in 1982 and received high school All-America honors his senior year. Danny donates his free time to the Make-A-Wish Foundation.

Professional Record


TACKLES

Year	Club	Games	Starts	Tackles	Assists	Total	Sacks
1987	- Dallas	11	0	19	8	27	1.0
1988	- Dallas	16	16	49	35	84	7.5
1989	- Dallas	7	5	17	6	23	1.0
1990	- Dallas	16	15	52	33	85	4.5
1991	- Dallas	15	3	11	9	20	1.0
1992	- Green Bay	6	0	4	1	5	0.0
TOTAL		71	39	152	92	244	15.0

ADDITIONAL STATISTICS: Intercepted one pass for a touchdown, 1988.

No. 42 MUHAMMAD RAMADAN OLIVER

Cornerback



Birthdate – March 13, 1969
Birthplace – Brooklyn, N.Y.
Residence – Eugene, Ore.
How Acquired – Draft #9, 1992
College – Oregon
High School – North HS, Phoenix, Ariz.
Height – 5-11
Weight – 178
Pro Year – 2nd
Year with Broncos – 2nd

Muhammad Oliver will compete for playing time in Denver's defensive secondary in 1993. He played in the first three games of the 1991 campaign, but spent the remainder of the campaign on injured reserve after suffering a partially torn ligament in his left knee at Philadelphia (9/20). In the week two game vs. San Diego (9/13) he had a 20-yard kickoff return.

COLLEGE: Oliver was a gifted all-around athlete at the University of Oregon, competing in both football and track. As a senior he was one of only three defenders for the Ducks to start every game. Oliver competed in the decathlon for Oregon and in 1991 he finished fourth in the Pac-10 and NCAA Championships. His best events were the high jump, winning the conference crown with a mark of 7-0, and the hurdles. He transferred to Oregon from Glendale Community College in Arizona, where he was a second team National Junior College All-American in 1989. Oliver was a member of the 1998 junior national track team that won the community college decathlon title in 1989. Oliver competed for a spot on the U.S. Olympic decathlon team at the 1992 Olympic trials.

PERSONAL: Muhammad is single and makes his offseason home in Eugene, Ore. He was born in Brooklyn, N.Y., and graduated from North HS in Phoenix, Ariz., where he lettered twice each in football, track, and wrestling. Muhammad was a two-time all-conference choice in football and track. At the end of 1992, he was ranked 8th in the U.S. and 21st in the world by Track and Field News in the decathlon. He has a degree in sociology from Oregon and enjoys bowling and track and field activities.

Professional Record

KICKOFF RETURNS

Year	Club	Games	Starts	No.	Yds.	Avg.	TD
1992	- Denver	3	0	1	20	20.0	0
TOTAL		3	0	1	20	20.0	0

No. 78 FRANK STEVEN POLLACK

Tackle/Guard



Birthdate – November 5, 1967
Birthplace – Camp Springs, Md.
Residence – Denver, Colo.
How Acquired – Plan B, 1992
College – Northern Arizona
High School – Greenway HS,
 Phoenix, Ariz.
Height – 6-5
Weight – 285
Pro Year – 4th
Year with Broncos – 2nd

Frank Pollack joined the Broncos as a Plan B free agent from San Francisco in 1992, but injured his back in training camp, and following surgery, spent the entire season on injured reserve. He was San Francisco's sixth round choice in 1990 and played in 15 games as a rookie. In 1991 Pollack played in 15 contests, primarily on special teams, although he did see time on the Forty-Niners offensive line.

COLLEGE: Pollack was an All-American All-Big Sky Conference selection as a senior at the University of Northern Arizona. He sat out the 1988 season after breaking a leg in the first game of the year. In 1987 he was named honorable mention all-conference and started at left guard for the Lumberjacks.

PERSONAL: Frank and his wife Wendy make their offseason home in Denver. A native of Camp Springs, Md., he was raised in Arizona and was an all-state and all-conference player at Greenway HS in Phoenix, Ariz. Frank has a degree in advertising.

Professional Record

GAMES PLAYED: 1990 (15), 1991 (15), 1992 (0 – injured reserve).
 Total – 30.

No. 38 REGINALD C. (Reggie) RIVERS

Running Back



Birthdate – February 22, 1968
Birthplace – Dayton, Ohio
Residence – Littleton, Colo.
How Acquired – FA, 1991
College – Southwest Texas State
High School – Randolph HS,
 San Antonio, Tex.
Height – 6-1
Weight – 206
Pro Year – 3rd
Year with Broncos – 3rd

Reggie Rivers emerged as one of Denver's key offensive performers in 1992. He moved into the starting fullback position midway through the season and ended the campaign second on the team in rushing with 282 yards and three touchdowns on 74 carries. He was third with 45 receptions for 449 yards and a score. He scored two game-winning touchdowns, one on a 20-yard run vs. Houston (10/18) with 1:34 left and also with a one-yard run against the Raiders (9/6) with just 55 seconds left in the game. Rivers rushed for a career-high 66 yards at Cleveland (9/27), including a 48-yard run. He set new career marks in receiving with nine catches for 76 yards at San Diego

(10/25) and a 37-yard reception vs. Seattle (12/20). Rivers received the Broncos' 1992 Bob Martin Award, which is given annually to the Broncos player who is most cooperative with the media. He also received the team's Community Action Player Award for his volunteer service throughout Colorado. He played primarily on special teams in 1991, although he did see some action as a back-up fullback. On the special teams unit Rivers registered 10 tackles, seven assists, and four kickoff blocks – enough to earn a spot on the Pro Football Weekly All-Rookie team as a special teams player. He also rushed two times for five yards.

COLLEGE: Rivers rushed for 2,507 yards and 10 touchdowns in four seasons at Southwest Texas State. Following a senior campaign in which he led the Southland Conference with 1,145 yards and five scores for the Bobcats, he earned numerous first- and second-team All-America honors, and was a first-team all-conference selection. In 1989 he was named second-team all-conference and as a freshman was a member of the conference's All-Academic squad.

PERSONAL: Reggie is single and lives in Littleton, Colo. Born in Dayton, Ohio, he lettered twice each in football, basketball, and track at Randolph HS in San Antonio, Tex. Reggie has a degree in journalism and has interned at the San Antonio (Tex.) Light, the Austin (Tex.) American-Statesman, and Newsday (Long Island). During the 1991-92 seasons he wrote a weekly sports column for Denver's Rocky Mountain News, and last year the column was also published in the Ft. Collins (Colo.) Coloradoan, the Laramie (Wyo.) Daily Boomerang, the Rapid City (S.D.) Journal, and the Billings (Mont.) Gazette. He has worked in the last two offseasons as a marketing specialist for Hamilton Sweeney Advertising in Denver. Reggie enjoys reading fiction novels and writing short stories and articles.

Professional Record

Year	Club	Games	Starts	Att.	RUSHING				RECEIVING			
					Yds.	Avg.	TD	No.	Yds.	Avg.	TD	
1991	– Denver32	0	2	5	2.5	0	0	0	0.0	0	
1992	– Denver16	3	74	282	3.8	3	45	449	10.0	1	
TOTAL	32	3	76	287	3.8	3	45	449	10.0	1	

SINGLE GAME HIGHS

Most rushing attempts – 9 at Seattle, 11/30/92. **Most yards rushing** – 66 at Cleveland, 9/27/92. **Longest run** – 48 at Cleveland, 9/27/92. **Most receptions** – 9 at San Diego, 10/25/92. **Most reception yards** – 76 at San Diego, 10/25/92. **Longest reception** – 37 vs. Seattle, 12/20/92.

ADDITIONAL STATISTICS: Fumbled twice and recovered one fumble, 1992.

No. 36 FRANK LAWSON ROBINSON

Cornerback



Birthdate – Jan. 11, 1969
Birthplace – Newark, N.J.
Residence – Aurora, Colo.
How Acquired – Draft #5, 1992
College – Boise State
High School – Novato HS,
 Novato, Calif.
Height – 5-11
Weight – 180
Pro Year – 2nd
Year with Broncos – 2nd

Frank Robinson in 1992 played in the final 12 games of the season with Denver, primarily on special teams. The Broncos' fifth-round draft choice last year, Robinson was waived by the Denver prior to the opening game and was picked up by Cincinnati. The Bengals waived him three weeks later and was re-signed by Denver on Sept. 30. As a member of the Broncos' defensive secondary he had five tackles and two assists, and on special teams he returned four kickoffs for a 22.3 average.

COLLEGE: Robinson was a two-time all-conference cornerback at Boise State, and earned All-American honors as a senior. He closed out his career with the Broncos with a conference record 22 interceptions and 46 punt returns for 455 yards. As a senior Robinson led the Big Sky Conference with eight pass thefts, returning two for scores. He had six interceptions as a junior, a season in which he also blocked two extra points, two punts, and three field goals.

PERSONAL: Frank is single and has a daughter, Kayla Davelle (12/31/92), and makes his home in the Denver suburb of Aurora. A native of Newark, N.J., he graduated from Novato (Calif.) HS, where he lettered three times in basketball and twice each in football and track. He was a 1986 Bay Area Blue Chip selection who also won academic All-American honors in high school. Frank has a degree in business administration from Boise State and likes to play basketball and Nintendo in his spare time. In the offseason he helped coach a 5th grade basketball team.

Professional Record

Year	Club	Games	Starts	TACKLES			KICKOFF RETURNS			
				Tackles	Assists	Total	No.	Yds.	Avg.	TD
1992	Denver	12	0	5	2	7	4	89	22.3	0
TOTAL		12	0	5	2	7	4	89	22.3	0

ADDITIONAL STATISTICS: Recovered one fumble, 1992.

No. 85 DEREK DWAYNE RUSSELL

Wide Receiver



Birthdate – July 22, 1969
Birthplace – Little Rock, Ark.
Residence – Englewood, Colo.
How Acquired – Draft #4, 1991
College – Arkansas
High School – Central HS,
 Little Rock, Ark.
Height – 6-0
Weight – 179
Pro Year – 3rd
Year with Broncos – 3rd

Derek Russell played in 12 games with Denver in 1992, starting seven, but dislocated his left thumb at Seattle (11/30) and spent the final four weeks of the campaign on injured reserve. Russell caught 12 passes for 140 yards last year and also returned three kickoffs for a 23.7-yard average. His career stats show 33 receptions for 457 yards and a score and an average of 19.1 on 10 kickoff returns. In 1991 he did not have a catch in the first five weeks of the campaign, yet tied for fifth on the team with 21 receptions for 317 yards and a TD. Russell had three receptions in five games and his best performance came vs. Kansas City (10/20) when he had three catches for 69 yards and a score. He also averaged 17.1 yards on seven kickoff returns last year. Russell did not play in games three through five because of a groin pull, but was a member of Denver's starting lineup in each of the last five regular season games and in both postseason contests. He had a 20-yard catch in Denver's victory over Houston in the Divisional Playoff Game (1/4). Russell was taken by the Broncos with a fourth-round pick in 1991 that was acquired as part of the Gaston Green-Gerald Perry trade with the Rams.

COLLEGE: Russell finished out his career at the University of Arkansas as the school's fifth all-time reception leader with 91, and his total of 1,874 yards ranks second in Razorback annals. He caught 43 passes for 897 yards as a senior and earned All-America and all-conference honors, closing out his career with an appearance in the Senior Bowl. Russell also earned second-team All-America notice as a junior.

PERSONAL: Derek and his wife Natasha have a son, Nicolls (8/21/89), and they make their offseason home in Englewood, Colo. A native of Little Rock, Ark., he attended Central HS there and was honored as All-America and all-state. He was also named the player of the year by the Arkansas Gazette and athlete of the year by the Arkansas Democrat. Derek was named All-America in track as well. He is a cousin of the NBA's Sidney Moncrief and lists fishing and basketball as two of his favorite pastimes.

Professional Record

Year	Club	Games	Starts	RECEIVING			KICKOFF RETURNS			
				No.	Yds.	Avg.	TD	No.	Yds.	Avg.
1991	Denver	13	5	21	317	15.1	1	7	120	17.1
1992	Denver	12	7	12	140	11.7	0	3	71	23.7
TOTAL		25	12	33	457	13.8	1	10	191	19.1

Single Game Highs

(Postseason in parenthesis)

Most receptions – 3, seven games. **Most reception yards** – 69 vs. Kansas City, 10/20/91. **Longest reception** – 40 vs. Kansas City, 10/20/91.

No. 30 STEVEN EDWARD (Steve) SEWELL

Running Back



Birthdate – April 2, 1963
Birthplace – San Francisco, Calif.
Residence – Aurora, Colo.
How Acquired – Draft #1, 1985
College – Oklahoma
High School – Riordan HS,
San Francisco, Calif.
Height – 6-3
Weight – 210
Pro Year – 9th
Year with Broncos – 9th

Steve Sewell spent the entire 1992 campaign on injured reserve after breaking his left ankle in training camp. He had perhaps his best season as a pro in 1991. He tied his career high and was second on the team with 38 receptions, rushed for 211 yards and two TDs, and completed a 24-yard pass to John Elway on opening day. Sewell gained 40 yards rushing against Phoenix (12/15), including an eight-yard TD run and a 19-yard scamper that set up the winning touchdown. He had a run of 26 yards vs. New England (12/1) that tied his longest ever. Sewell set a new career standard with 10 receptions at Houston (10/6), and set up a Denver field goal with a 60-yard reception at Cleveland (12/8). Sewell had eight rushing attempts for 51 yards in the postseason and also caught 10 passes for 106 yards. In the Divisional Playoff Game victory over Houston (1/4) he gained 48 yards on just four carries, including a 19-yard run, and caught three passes for 28 yards. Sewell was dynamic in the AFC Championship Game (1/12), catching seven passes for 78 yards. In seven seasons with the Broncos Sewell has rushed for 917 yards and two scores. He is 12th in team history with 187 receptions, 20 behind #10 Gerald Willhite, and is 11th with 2,354 reception yards. He had a good season in 1990, although he spent four weeks on injured reserve after dislocating a shoulder while lifting weights. He closed out the season with 26 receptions for 268 yards and 17 carries for 46 yards and three touchdowns. He picked up a first down by reception 17 times that season. Sewell's best receiving day came vs. Seattle (9/23) when he had six catches for 53 yards, and in his best rushing performance of the year he rushed for 21 yards and a score on four carries at Indianapolis (10/21). In 1989 he led all NFL running backs for the second straight year in average per catch, with a mark of 16.6. He finished third on the team with 25 receptions, good for 416 yards and three scores, and he picked up a first down on 19 of his catches. Sewell rushed just seven times for 44 yards that year, but picked up three first downs on the ground. He had five catches for 84 yards at Kansas City (11/12), including a 30-yard reception off of a shovel pass that set up the winning field goal. He had three receptions for 72 yards vs. Pittsburgh (11/5), including one for 56 yards. Sewell caught five passes for 77 yards in postseason play, with three for 55 in the AFC Championship Game vs. Cleveland (1/14). He closed out the 1988 season fourth on the team in both rushing and receiving. He gained 135 yards on 32 rushing attempts, scoring once, and set career highs with 38 receptions for 507 yards and five TDs. Sewell was named Denver's offensive player of the game vs. Seattle (9/4) after catching five pass for 81 yards and rushing for 16 yards. He was named the Broncos' overall player of the game at Indianapolis (10/31) after posting six receptions for 82 yards and two scores, including a 48-yard TD reception, and rushing once for 25 yards. Sewell also had a 68-yard TD catch vs. Atlanta (10/16). He had a good season in 1987 despite sitting out the final five regular season games on injured reserve with a fractured jaw. For the season he rushed 19 times for 83 yards and two scores and caught 13 passes for 209 and a TD. Sewell

caught a 72-yard touchdown pass in the season opener vs. Seattle (9/13) and the following week against Green Bay (9/20) scored on a two-yard run to send the game into overtime. He had his best game of the season vs. Chicago (11/16), tying his career high of five receptions for 78 yards and scoring the winning touchdown on a four-yard run. Sewell was injured the following week against the Raiders (11/22) and didn't return to the active roster until the playoffs. In postseason action he rushed seven times for seven yards, scoring a TD in the AFC Championship Game (1/17), and caught eight passes for 92 yards, including four for 41 yards in Super Bowl XXII (1/31). He also completed a 23-yard pass to John Elway in the game. In 1986 Sewell rebounded from a midseason injury to close the season on a high note for Denver. He threw a 23-yard touchdown pass to John Elway in the season opener against the Raiders (9/7), and when Vance Johnson was placed on injured reserve after that contest, Sewell played almost exclusively at wide receiver for the next five weeks. In week three at Philadelphia (9/21) he caught five passes for 87 yards, including one for 40 yards, all personal career highs. Sewell went down with a shoulder injury vs. San Diego (11/9) and spent the next five weeks on injured reserve. He returned to the active roster to play in the regular season finale at Seattle (12/20), and closed out the campaign with 23 carries for 123 yards and one score, and 23 receptions for 294 yards and a touchdown. He played in all three postseason contests, rushing six times for 13 yards and catching eight passes for 100 yards, including a key 22-yard pass from Elway that moved the team to midfield on the Broncos' 98-yard scoring drive in the AFC Championship Game at Cleveland (1/11). He had a fine debut as Denver's first-round draft choice in 1985, finishing third on the team in rushing despite not having an attempt until the seventh game of the year. He finished with 82 carries for 275 yards and four touchdowns, including two at Pittsburgh (12/1). Sewell had his best day at Kansas City (10/27), gaining 64 yards on 20 carries. He performed well coming out of the backfield as a receiver as well, snaring 24 passes for 224 yards and one score, a 54-yard pass from Gary Kubiak at San Diego (11/3). Sewell had his best day receiving in the season finale at Seattle (12/20), catching five passes for 62 yards. He also returned one kickoff for 29 yards that year. Bronco coaches are impressed with his overall athletic ability, great attitude, and dedication.

COLLEGE: Steve was the most versatile athlete on the Oklahoma squad, starting all but a few games in his four years there. He earned second-team All-Big Eight honors as a senior, rushing for 577 yards and gaining 315 yards on receptions, while scoring seven touchdowns. Steve's career statistics show 170 carries for 1,113 yards (a 6.5 average), 33 receptions for 550 yards, and 14 touchdowns. Sewell was voted the Don Key Award, the highest honor a Sooner player can receive. The award is given to the player who annually exhibits all the positive physical, mental, and academic traits of college football. He closed out his college football career with an appearance in the Orange Bowl. Steve also ran track as a sophomore and was selected Academic All-Big Eight in 1982.

PERSONAL: Steve has a son, Samuel (9/11/88), and lives in Aurora, Colo. A native of San Francisco, Steve graduated from that city's Riordan HS, where he was All-Bay Area and all-league in a senior season in which he rushed for 1,000 yards. He earned three prep letters in football as a two-way starter (running back and safety), and lettered three more times in track specializing in the long jump and relays. Steve is an avid movie buff and has a degree in communication.

Professional Record

Year	Club	Games	Starts	Att.	RUSHING			TD	No.	Yds.	Avg.	TD
					Yds.	Avg.						
1985	- Denver	16	2	82	275	3.4		4	24	224	9.3	
1986	- Denver	11	5	23	123	5.3		1	23	294	12.8	
1987	- Denver	7	0	19	83	4.4		2	13	209	16.1	
1988	- Denver	16	3	32	135	4.2		1	38	507	13.3	5
1989	- Denver	16	3	7	44	6.3		0	25	416	16.6	3
1990	- Denver	12	1	17	46	2.7		3	26	268	10.3	0
1991	- Denver	16	1	50	211	4.2		2	38	436	11.5	2
1992	- Denver										
(Injured reserve)												
TOTAL		94	15	230	917	4.0	13	187	2354	12.6	13	

SINGLE GAME HIGHS (Postseason in parenthesis)

Most rushing attempts - 20 at Kansas City, 10/27/85 (4 vs. Cleveland, 1/14/90). **Most rushing yards** - 64 at Kansas City, 10/27/85 (17 vs. Cleveland, 1/14/90). **Longest run** - 26 vs. New England, 12/1/91, and vs. New England, 12/17/88 (12 vs. Cleveland, 1/14/90). **Most receptions** - 10 at Houston, 10/6/91 (7 at Buffalo, 1/12/92). **Most reception yards** - 87 at Philadelphia, 9/21/86 (78 at Buffalo, 1/12/92). **Longest reception** - 72 yds. from Elway vs. Seattle, 9/13/87 (43 from Elway vs. Cleveland, 1/14/90).

ADDITIONAL STATISTICS: Fumbled once, recovered one fumble, and returned one kickoff for 29 yards, 1985; passed once, complete for 23 yards and a touchdown, 1986; fumbled once, 1987; fumbled twice, recovered three fumbles, 1988; fumbled once and recovered one fumble, 1991.

No. 84 SHANNON SHARPE

Tight End



Birthdate - June 26, 1968
Birthplace - Chicago, Ill.
Residence - Glennville, Ga.
How Acquired - Draft #7, 1990
College - Savannah State
High School - Glennville HS, Glennville, Ga.
Height - 6-2
Weight - 230
Pro Year - 4th
Year with Broncos - 4th

Shannon Sharpe led all Denver receivers in 1992 with a career-high 53 receptions for 640 yards and two touchdowns. Shannon and his brother Sterling of the Green Bay Packers became the only brother combination in NFL history to lead their respective teams in receiving in the same season. Sharpe had two 100-yard receiving games last year, catching seven passes for 109 yards at Buffalo (12/12) and nine for a career-high 118 yards vs. Kansas City (10/4). He also had nine receptions at Washington (10/12) and had seven in the season finale at Kansas City (12/27). Sharpe, who was in the starting line-up 12 times in 1992, also set a new career high with a 55-yard reception at Cleveland (9/27). Sharpe was converted from wide receiver to H-back in 1991 and had a fine season, catching 22 passes for 322 yards and a touchdown and also gaining 15 yards on a reverse. He made half of his receptions in the final three weeks of the campaign, with 11 catches for 159 yards. Sharpe established new career highs at Cleveland (12/8) with four receptions for 59 yards, and had four catches the following

week vs. Phoenix (12/15). On special teams he posted a team-high 12 tackles, with five assists and two knockdown blocks. Sharpe appeared in Denver's starting line-up nine times during the regular season. He closed out the postseason with six catches for 60 yards, with three for 20 against Houston (1/4) and three for 40 at Buffalo in the AFC Championship Game (1/12). Denver's seventh round draft choice in 1990, Sharpe saw more playing time as the season progressed and closed out the year with seven receptions for 99 yards and a score. He had his top receiving game at Kansas City (12/9) with three catches for 41 yards and his first professional touchdown. Sharpe was also one of the Broncos' top special teams performers, netting 16 total tackles, six knockdown blocks, and a forced fumble.

COLLEGE: Sharpe had a tremendous career at Savannah State College, where he was a three-time All-American, All-Southern Intercollegiate Athletic Conference, and all-state selection, as well as the three-time conference offensive player of the year. Sharpe closed out his college play with 192 receptions for 3,744 yards, a 19.5 average, and 40 touchdowns. He ended his career with appearances in the East-West Shrine and Blue-Gray all-star games. Sharpe set school records for most consecutive games with a reception (39), with a touchdown (14), and for most games with over 100 yards receiving (17). As a senior he caught 61 passes for 1,312 yards and 18 TDs, and had three games with more than 200 yards receiving and one game with four touchdown catches. Sharpe was a criminal justice major.

PERSONAL: Shannon is single with a daughter, Shannen Kaley (4/3/93), and makes his home in Glennville, GA., where he attended Glennville HS and was all-county, all-region, and all-area in football. In addition to four letters in football, he lettered three times in basketball and four times in track, setting a Georgia state class A record in the triple jump (48-3) as a junior, and breaking that mark as a senior (49-5). He won the regional triple jump title three straight years and the regional discus throwing title twice. Shannon was also a two-time all-area selection in basketball, and he scored over 1,000 points in three seasons, and averaged 30 points and 15 rebounds as a senior. He once scored 52 points in a game and once grabbed 27 rebounds in a game. His brother Sterling was an All-American at South Carolina and has earned All-NFL status in both of his first two NFL seasons with the Green Bay Packers. Shannon has several cousins who played college football, and he lists his hobbies as fishing, basketball, weight lifting, and his two Rottweilers, Kane and Killian.

Professional Record

Year	Club	Games	Starts	RECEIVING			
				No.	Yds.	Avg.	TD
1990	- Denver	16	2	7	99	14.1	1
1991	- Denver	16	9	22	322	14.6	1
1992	- Denver	16	12	53	640	12.1	2
TOTAL		48	23	82	1061	12.9	4

SINGLE GAME HIGHS (Postseason in parenthesis)

Most receptions - 9 at Washington, 10/12/92, and vs. Kansas City, 10/4/92. (3 at Buffalo, 1/12/92, and vs. Houston, 1/4/92). **Most reception yards** - 118 vs. Kansas City, 10/4/92. (40 at Buffalo, 1/12/92). **Longest reception** - 55 at Cleveland, 9/27/92. (15 at Buffalo, 1/12/92).

ADDITIONAL STATISTICS: Fumbled once, 1990; recovered one fumble, 1991; fumbled once, 1992.

No. 49 DENNIS SMITH

Safety



Birthdate – Feb. 3, 1959
Birthplace – Santa Monica, Calif.
Residence – Hollywood, Calif.
How Acquired – Draft #1, 1981
College – Southern California
High School – Santa Monica HS,
Santa Monica, Calif.
Height – 6-3
Weight – 200
Pro Year – 13th
Year with Broncos – 13th

Dennis Smith in 1993 will become one of only six players, along with teammate Ken Lanier, to play in a 13th season with the Denver Broncos. Last season Smith was named by teammates as the Broncos' most inspirational player and became the first Denver player ever nominated a second time for the Ed Block Memorial Award For Courage. One of the NFL's hardest hitters, Smith started in every game last season and registered a career-high 120 total tackles (68 tackles, 52 assists), a mark that boosted his career tackle total to 1,033. For the second straight season Smith tied for the team lead in interceptions with four, while also netting 12 passes defended, two fumble recoveries, and a blocked field goal. Smith was named the Broncos defensive most valuable player for his performance against the Raiders on opening day (9/6), posting 17 total tackles and breaking up two passes. Smith is fifth in team history with 27 interceptions and is 10th in both games played (158) and started (144). He had a tremendous season in 1991 and was rewarded with his third straight, and fifth career, Pro Bowl appearance and the Broncos' Most Valuable Defensive Player award. He played in every game for the first time since his rookie season and delivered a steady barrage of thundering hits on opponents throughout the campaign. Smith tied for the team lead with a career-high five interceptions and was fourth on the defense with 110 total tackles. In addition, he had 12 passes defended, a forced fumble, and a fumble recovery, and was third on the team in the postseason with 18 total tackles. Against the Patriots (12/1) Smith picked off two passes, recovered a fumble, and broke up three passes, and he was Denver's defensive player of the game vs. Seattle (9/15). In 1990 he earned his fourth Pro Bowl berth and started all 15 games in which he played, sitting out the week three game vs. Seattle (9/23) with a sprained ankle. He finished fourth on the team with 110 total tackles and led the squad with eight passes defended. Smith also posted one interception, two fumble recoveries, and a forced fumble. He had a big part in Denver's victory over San Diego (12/16) that ended a six game losing streak when he racked up nine tackles and three assists, and broke up two passes. He earned his third Pro Bowl berth after a dynamic 1989 campaign. He was voted by teammates as Denver's defensive most valuable player and earned All-NFL (AP second team) and All-AFC (Pro Football Weekly, UPI-second team) honors, and was the AFC Defensive Player of the Month for October. He started all 14 regular season games in which he played, sitting out against the Raiders (12/3) with a groin injury and at Phoenix (12/16) with a pinched nerve in his neck. In regular season play he led the team with six forced fumbles and had 47 first hits, 35 assists, two interceptions, 11 passes defended, three fumble recoveries, and a blocked field goal. Smith set up a Denver score with one of two forced fumbles at Washington (11/20) and had a tremendous game at Seattle (10/22) with seven first hits, seven assists, an interception that set up the winning field goal, two passes defended, a forced fumble, and a fumble recovery. He started all three postseason games and

had two interceptions in the AFC Championship Game vs. Cleveland (1/14). Smith started in 11 games in 1988 but spent four weeks on injured reserve with a hamstring injury. He was named Denver's defensive player of the game in the season opener vs. Seattle (9/4), when he posted 10 first hits and two assists. Smith earned overall player of the game honors in Los Angeles against the Raiders (12/4) after registering 10 total tackles and a fumble recovery. Smith's 1988 season totals show 83 first hits, 23 assists, one sack three passes defended, two forced fumbles, and two fumble recoveries. He had a difficult 1987 campaign, playing in just six games and spending seven weeks on injured reserve. He was named Denver's defensive MVP of the game for his performance in the season opener vs. Seattle (9/13) where he posted six first hits and an assist, returned an interception for 15 yards, and forced and recovered a fumble while playing with a cast on his hand to protect a broken finger suffered in the preseason. He had surgery on the finger following the next week's game against the Packers (9/20), in which he registered 10 total tackles and a fumble recovery. Smith posted his second interception of the season vs. Detroit (11/1) but sat out the next week with a sprained knee. He broke his right forearm early in the contest against the Raiders (11/22) and did not play again until the AFC Championship Game (1/17). Against Cleveland he had seven first hits and two assists, and followed that up with a 13-tackle performance in Super Bowl XXII (1/31). He earned his second straight Pro Bowl appearance in 1986, this time as a starter, and was named All-AFC (Pro Football Weekly) and honorable mention All-NFL (AP). He started every game in which he played, missing the games vs. New England (9/28) and at San Diego (10/12) with a groin pull. Smith led the team with 12 passes defended and posted 88 total tackles, including 66 first hits, two forced fumbles, one fumble recovery, a nine-yard sack, and an interception, that vs. Seattle (10/26). Smith broke a bone in his shoulder in the 1986 season opener vs. the Raiders (9/7) but turned in a solid performance in the next two games despite the injury. He did not play in the first playoff game but returned to start both the AFC Championship Game and Super Bowl XXI, finishing postseason play with 12 first hits and three assists. Smith made his first Pro Bowl appearance in 1985 and was named All-NFL (College and Pro Football Newsweekly) and All-AFC (UPI-2nd team) for his efforts, despite missing three games due to injuries. His three interceptions for the year all came against the Los Angeles Raiders (12/8), and he was second on the team with 17 passes defended. Smith had four quarterback sacks that year and he blocked two field goals vs. San Diego (11/17), the second of which came in overtime and was returned for a game-winning touchdown by Louis Wright. Smith was hampered early in the year by a sprained shoulder suffered in the season opener against the Los Angeles Rams (9/8), sitting out in weeks two and three. He also missed the game at San Diego (11/3) with a pulled thigh muscle. Smith had another fine season as Denver's starting strong safety in 1984, and was named All-NFL (Pro Football Weekly, College and Pro Football Newsweekly) and All-AFC (Pro Football Weekly, UPI-2nd team). Smith started all 15 games in which he played, sitting out the contest against Seattle (11/25) with a pinched nerve in his left shoulder, and he recorded three interceptions and nine passes defended to go along with his 92 tackles and three sacks. Smith turned in one of the biggest plays of that season against New England (11/4) when he scooped up a Mose Tatupu fumble and raced 64 yards for the winning score with less than two minutes remaining, his first touchdown as a professional. In 1983 Smith recorded professional highs of four interceptions, 114 tackles, and five quarterback sacks despite missing two games with a knee sprain. Smith led all club defensive backs in tackles with 65 in 1982 and as a rookie accounted for three turnovers to go along with 45 tackles. Dennis started the last three games of the 1981 campaign at right cornerback, and Broncos coaches have utilized him occasionally as a wide receiver in obvious long passing situations because of his great jumping ability. He made his first pro interception at Chicago in 1981 and returned it 65 yards, the longest

interception return by a Bronco in the past six years. He took over as Denver's strong safety in 1982 and started eight of the nine contests in that strike-shortened campaign. Bronco coaches feel that Smith has the ability to dominate at strong safety and are looking forward to an outstanding performance from him again in 1991.

COLLEGE: Dennis earned four letters in football and three more in track at Southern California, making several All-America teams following his senior season. His four-year totals included 205 tackles and 16 pass interceptions, including a team high of seven in 1978. Smith played in the Rose Bowl following the 1978 and 1979 seasons and in the Bluebonnet Bowl after the 1977 campaign. He demonstrated his athletic prowess as a seven-foot high jumper for the Trojan track team.

PERSONAL: Dennis and his wife, Andree, have two children, a daughter, Tiffany Diamond (1/26/84), and a son, Armani Joseph (6/1/87), and the family makes its home in Hollywood, Calif. Basketball and playing piano are Dennis' favorite hobbies. He works in the off-season with his own corporation with his father-in law (contractor), as a partnership. Smith lettered twice as a wide receiver and defensive back at Santa Monica HS, also earning three prep letters in track and one more in basketball.

Professional Record

TACKLES

Year	Club	Games	Starts	Tackles	Assists	Total	Sacks
1981	- Denver	16	4	42	3	45	0.0
1982	- Denver	8	8	53	12	65	2.0
1983	- Denver	14	13	79	35	114	5.0
1984	- Denver	15	15	68	24	92	1.0
1985	- Denver	13	12	54	12	66	4.0
1986	- Denver	14	14	66	22	88	1.0
1987	- Denver	6	6	25	10	35	0.0
1988	- Denver	11	11	83	23	106	1.0
1989	- Denver	14	14	47	35	82	0.0
1990	- Denver	15	15	63	47	110	0.0
1991	- Denver	16	16	67	43	110	0.0
1992	- Denver	16	16	68	52	120	0.0
TOTAL		158	144	715	318	1033	14.0

INTERCEPTIONS

Year	Club	No.	Yds.	Avg.	TD
1981	- Denver	1	65	65.0	0
1982	- Denver	1	29	29.0	0
1983	- Denver	4	39	9.8	0
1984	- Denver	3	13	4.3	0
1985	- Denver	3	46	15.3	0
1986	- Denver	1	0	0.0	0
1987	- Denver	2	21	10.5	0
1988	- Denver	0	0	0.0	0
1989	- Denver	2	78	39.0	0
1990	- Denver	1	13	13.0	0
1991	- Denver	5	60	12.0	0
1992	- Denver	4	10	2.5	0
TOTAL		27	374	13.9	0

ADDITIONAL STATISTICS: Recovered two fumbles, 1981; blocked one kick, 1982; recovered one fumble for 64 yards and a touchdown, 1984; blocked two field goal attempts, 1985; recovered one fumble, 1986; recovered two fumbles, 1987; recovered two fumbles, 1988; recovered three fumbles, 1989; recovered two fumbles, 1990; recovered one fumble, 1991; blocked one field goal and recovered two fumbles, 1992.

No. 50 JOHN ROBERTSON SULLINS

Linebacker



Birthdate - September 7, 1969
Birthplace - Oxford, Miss.
Residence - Denver, Colo.
How Acquired - FA, 1992
College - Alabama
High School - Lafayette County HS, Oxford, Miss.
Height - 6-1
Weight - 225
Pro Year - 2nd
Year with Broncos - 2nd

John Sullins played in six games with Denver in 1992 after joining the team as a rookie free agent. He spent the first four weeks of the year on the Broncos' practice squad but was a member of the active roster for games five through nine. Sullins then returned to the practice squad but was activated for the season finale at Kansas City (12/27).

COLLEGE: Sullins earned all-conference honors as a junior and senior at the University of Alabama. He was a 1991 preseason All-American and a Butkus Award nominee as well. He closed out his college career with an appearance in the Senior Bowl.

PERSONAL: John is single and resides in Denver. A native of Oxford, Miss., he was an all-state linebacker and all-district punter at Lafayette County HS. He originally attended Sulligent HS and was named all-state as a junior, as well as the Mississippi MVP in the Alabama-Mississippi all-star game.

Professional Record

GAMES PLAYED: 1992 (6).

No. 81 KITRICK LAVELL TAYLOR

Wide Receiver



Birthdate - July 22, 1964
Birthplace - Los Angeles, Calif.
Residence - Pomona, Calif.
How Acquired - FA, 1993
College - Washington St.
High School - Pomona HS, Pomona, Calif.
Height - 5-11
Weight - 189
Pro Year - 7th
Year with Broncos - 1st

Kitrick Taylor came to the Broncos as a free agent in the 1993 offseason. He brings solid credentials as a receiver, kickoff returner, and punt return specialist. The Broncos were surprised by his 4.42 speed in his tryout, reminding Director of Football Operations Bob Ferguson of the time he worked out James Lofton. In 1992 Taylor caught two passes for 63 yards, including a 35 yard touchdown. He was drafted by the Chiefs in 1987, and spent his first year on injured reserve after suffering a groin injury in the final preseason game. After spending the 1988 season with the Chiefs, he moved on to New England in 1989, before landing in San Diego for the 1990 and 1991 seasons. In the 1991 season with the Chargers, Taylor enjoyed his best year as a pro. In 12 games he

caught 24 passes for 218 yards and returned 28 punts for 269 yards, a 9.6 yard average.

COLLEGE: Taylor was a three year starter at Washington State, and holds the school's career marks in punt returning with 90 for 781 yards and two touchdowns. In his senior season, Taylor led all Pac-10 receivers with nine touchdown receptions. He earned his B.A. degree in social welfare.

PERSONAL: Kitrick and his wife Angelique make their home in Pomona, California. He played quarterback at Pomona HS, where he was selected All-League and All-Pomona Valley along with team MVP honors. Kitrick enjoys billiards and bowling as hobbies.

Professional Record

Year	Club	Games	Starts	No.	RECEIVING			TD
					Yds.	Avg.		
1987	Kansas City						
1988	Kansas City16	0	9	105	11.7	0	
1989	New England4	0	0	0	0.0	0	
1990	San Diego3	0	0	0	0.0	0	
1991	San Diego12	0	24	218	9.1	0	
1992	Green Bay10	0	2	63	31.5	2	
TOTAL	45	0	35	386	11.0	2	

Year	Club	No.	PUNT RETURNS				KICKOFF RETURNS			
			Yds.	Avg.	TD	No.	Yds.	Avg.	TD	TD
1988	Kansas City	29	187	6.4	0	5	80	16.0	0
1989	New England	0	0	0.0	0	3	52	17.3	0
1990	San Diego	6	112	18.7	1	0	0	0.0	0
1991	San Diego	28	269	9.6	0	0	0	0.0	0
1992	Green Bay	0	0	0.0	0	0	0	0.0	0
TOTAL	63	568	9.0	1	8	132	16.5	0	0

ADDITIONAL STATISTICS: Recovered one fumble, 1991.

No. 87 CEDRIC CORNEL TILLMAN

Wide Receiver



Birthdate – July 22, 1970
Birthplace – Natchez, Miss.
Residence – Gulfport, Miss.
How Acquired – Draft #11, 1992
College – Alcorn State
High School – Gulfport HS, Gulfport, Miss.
Height – 6-2
Weight – 204
Pro Year – 2nd
Year with Broncos – 2nd

Cedric Tillman played in 10 games with Denver in 1992 and emerged late in the campaign as a dependable receiver. He had 12 total receptions last year for 211 yards and one score, and all but one catch came in the final four games. Tillman's first reception as a pro came at Cleveland (9/27), but he was not on the receiving end of another pass until he combined with Arthur Marshall on an 81-yard TD pass vs. Dallas (12/6), the Broncos' longest play of the 1992 season. He caught five passes for 32 yards the following week at Buffalo (12/12) and had three receptions in each of the last two games. Tillman was on the active roster for the first eight games, playing in six, and was on the practice squad in weeks 10 through 12. He re-joined the active roster on Dec. 1. Tillman was drafted last year by Denver in the 11th round.

COLLEGE: Tillman closed out his career at Alcorn State second on the Braves' all-time list in receptions (129) and touchdown catches (20), while his 1,974 reception yards were third in team annals. He was a first team All-American by the Poor Man's Guide to the NFL Draft and an all-conference pick as a senior. In his junior season Tillman earned second team all-SWAC honors, and he played basketball as well as a freshman.

PERSONAL: Cedric is single and lives in Gulfport, Miss., where he was a stand-out athlete at Gulfport HS. The Natchez, Miss., native lettered three times each in football, basketball, and track, and garnered all-conference and all-area honors in both football and basketball. He is a cousin of NFL running back Lewis Tillman and enjoys swimming, basketball, and pool.

Professional Record

				RECEIVING			
Year	Club	Games	Starts	No.	Yds.	Avg.	TD
1992	Denver.....	10	1	12	211	17.6	1
TOTAL.....		10	1	12	211	17.6	1

SINGLE GAME HIGHS

Most receptions – 5 at Buffalo, 12/12/92. **Most reception yards** – 81 vs. Dallas, 12/6/92. **Longest reception** – 81t vs. Dallas, 12/6/92.

No. 9 DAVID MARK TREADWELL *Kicker*



Birthdate – February 27, 1965
Birthplace – Columbia, S.C.
Residence – Denver, Colo.
How Acquired – Trade with Phoenix, 1989
College – Clemson
High School – Bolles School, Jacksonville, Fla.
Height – 6-1
Weight – 180
Pro Year – 5th
Year with Broncos – 5th

David Treadwell is the most accurate field goal kicker in Denver Broncos' history with a percentage of .780 and is third among all-time Denver scorers with 429 points. In his four-year career he has converted 99 of 127 field goal attempts and 132 of 136 extra points, and he holds four of the top 10 single-season field goal percentages in team annals. He needs to make one more field goal, the 100th of his career, to qualify for ranking among the all-time leaders in the NFL. Treadwell made 20 of 24 field goal attempts in 1992 and his FG percentage of .833 ranked second in the AFC and third in the NFL, and stands as the third-highest mark in team history. He also made all 28 extra point attempts and tied for eighth in the AFC with 88 total points. He accounted for all of Denver's points in a 12-0 victory at Cleveland (9/27) and comes into 1993 with a streak of six consecutive field goals made. Treadwell scored over 100 points for a third straight season in 1991 and his total of 112 ranked third in the AFC and sixth in the NFL. He tied a Denver record with 27 field goals, equaling his 1989 mark and that of Gene Mingo in 1962, and his overall field goal percentage of .750 was sixth highest in the conference. He had four field goals against Kansas City (10/20), scoring most of the Broncos' points in a 19-16 victory and the next week accounted for all of Denver's scoring in a 9-6 win at New England (10/27). In the AFC Divisional Playoff Game vs. Houston (1/4) Treadwell kicked the winning field goal with 20 seconds left in the game. He also had a 49-

yard field goal in the game, a new Bronco postseason record. He ranked third in the AFC and sixth in the NFL with 109 points in 1990. He was successful on 34 of 36 PAT attempts and on 25 of 34 field goal attempts. Treadwell kicked last-second, game-winning field goals in both weeks two and three, and kicked field goals of 49 yards against San Diego (12/16) and Seattle (12/23). Treadwell earned a Pro Bowl berth in 1989, his first professional season, after leading the AFC in scoring with 120 points, the third highest total in team history. He was also named All-AFC (UPI, Pro Football Weekly, Football News) and NFL All Rookie (Football News), and was selected as Denver's special teams Most Valuable Player by his teammates. Treadwell converted a team record-tying 27 of 33 field goals and his .818 percentage led the conference and was second highest in the NFL, and he converted 39 of 40 extra point attempts, missing his final try of the regular season. His longest field goals of the year were of 46 yards, coming at Buffalo (9/18) and vs. San Diego (10/8). He was successful on his first 11 field goals of the season before missing a 54-yard effort against San Diego (10/8), and converted 25 of 26 field goals of 41 yards or less. Treadwell kicked four field goals at Buffalo and three in three other contests. He scored 10 or more points in seven games and had two game-winning field goals, including one in overtime at Seattle (10/22). In postseason play Treadwell scored 23 points, converting all eight extra point tries and five of six field goal attempts. He made three of four field goal attempts in the AFC Championship Game vs. Cleveland (1/14), missing a 54-yard attempt. Treadwell attended Denver's training camp in 1988 but did not make the final roster, and subsequently signed with Phoenix. He was obtained by the Broncos via trade on May 30, 1989.

COLLEGE: Treadwell was a first-team All-Atlantic Coast Conference selection and a consensus first-team All-American as a senior at Clemson University. Additionally, he earned Academic All-ACC and All-America honors as an electrical engineering major. Treadwell closed out his college career with an appearance in the Hula Bowl.

PERSONAL: David and his wife Kimberly make their home in Denver. Born in Columbia, S.C., he lettered three times and was an all-city selection in soccer at the Bolles School in Jacksonville, Fla. David did not play football in high school. He is involved with a Make A Wish Foundation program called "Kicks For Kids." He is in his second year at the University of Denver's College of Law. A junior executive with Dow Chemical Co. in the 1990 offseason, David enjoys music, cars, golf, and cycling.

Professional Record FIELD GOALS

Year	Club	Games	1-19	20-29	30-39	40-49	50+	TOTAL	Pct.
1989	- Denver	16	3-3	13-14	8-8	3-7	0-1	27-33	.818
1990	- Denver	16	0-0	13-14	4-6	8-13	0-1	25-34	.735
1991	- Denver	16	5-5	10-10	9-12	3-9	0-0	27-36	.750
1992	- Denver	16	1-1	9-10	6-8	4-5	0-0	20-24	.833
TOTAL			9-9	45-48	27-33	18-34	0-2	99-127	.780

Year	Club	PAT/MATA	Pct.	Total Pts.
1989	- Denver	39-40	.975	120
1990	- Denver	34-36	.944	109
1991	- Denver	31-32	.969	112
1992	- Denver	28-28	1.000	88
TOTAL		132-136	.971	429


SINGLE GAME HIGHS

(Postseason in parenthesis)

Most field goals attempted - 4-five games (4 vs. Cleveland, 1/14/90).
Most field goals made - 4-three games. (3 vs. Cleveland, 1/14/90).
Longest field goal - 49 - two games (49 vs. Houston, 1/4/92).
Most PATs attempted - 6 vs. Cincinnati, 9/1/91 (4 vs. Cleveland, 1/14/90).
Most PATs converted - 6 vs. Cincinnati, 9/1/91 (4 vs. Cleveland, 1/14/90).
Most points scored - 14 at Buffalo, 9/18/89 (13 vs. Cleveland, 1/14/90)

No. 96 KENNY WALKER

Defensive End



Birthdate - April 6, 1967
Birthplace - Crane, Tex.
Residence - Aurora, Colo.
How Acquired - Draft #8, 1991
College - Nebraska
High School - Crane HS, Crane, Tex.
Height - 6-3
Weight - 260
Pro Year - 3rd
Year with Broncos - 3rd

Kenny Walker started 15 games in 1992 at right defensive end, sitting out the contest vs. Houston (10/18) because of Denver's defensive scheme against the Oilers' run-and-shoot offense. Walker's season totals show 21 tackles, 23 assists, two fumble recoveries, one and one-half sacks, and a pass defended. In the 1992 offseason Kenny was honored with the prestigious Most Courageous Athlete Award by the Philadelphia Sportwriters' Association and he testified before Congress on behalf of the National Institute on Deafness and Other Communication Disorders. He had a fine season in 1991 after joining the Broncos as an eighth-round draft choice, and was named Denver's Most Inspirational Player by his teammates. He played in every game and started in place of Ron Holmes at New England (10/27). Walker closed out his rookie campaign with 16 tackles, 15 assists, and two passes defended, and he forced fumbles on two of his three sacks. He impressed Denver coaches with his overall strength and play against the run. Walker is only the second deaf person to play in the NFL, following Bonnie Sloan, who was with St. Louis in 1973.

COLLEGE: Walker was a consensus All-American and All-Big Eight selection as a senior at the University of Nebraska, and also earned the conference's Defensive Player of the Year award. A member of the conference's all-academic team, Walker was nominated for the Outland Trophy. Walker closed out his Husker career with 91 tackles, (50 solo), 28 tackles for losses, 16 sacks, and six passes broken up.

PERSONAL: Kenny and his wife Marti have two children, Thomas (1/23/87) and Kenny Bo (10/16/92), and the family makes its home in Aurora, Colo. A native of Crane, Tex., he lived in Denver for 11 years and began his prep career at Denver South HS. He moved back to Texas and was an all-state selection at Crane HS, where he was also all-state in basketball and lettered in track in the long jump and 200-meter dash. Kenny was named MVP in the Midwest Athletic Association for the Deaf basketball tournament in the winter of 1991. He started at center for the Midwest team that finished third in the AAAD tournament played in March 1989. Kenny earned academic honors at Nebraska with a 3.10 GPA as an art major.

Professional Record

Year	Club	Games	Starts	Tackles	TACKLES		
					Assists	Total	Sacks
1991	- Denver	16	1	16	15	31	3.0
1992	- Denver	15	15	21	23	44	1.5
TOTAL		31	16	37	38	75	4.5

ADDITIONAL STATISTICS: Recovered two fumbles, 1992.

No. 79 DAVID HAROLD WIDELL, Jr.

Guard/Tackle



Birthdate – May 14, 1965
Birthplace – Hartford, Ct.
Residence – Aurora, Colo.
How Acquired – Trade with Dallas, 1990
College – Boston College
High School – South Catholic HS, Hartford, Ct.
Height – 6-6
Weight – 292
Pro Year – 6th
Year with Broncos – 4th

David Widell played in every game in 1992 and started at center in the season opener against the Raiders (9/6). Besides his work on the offensive line, Widell was also Denver's snapper on punts last year. He had a good year for Denver in 1991, and his versatility proved valuable in the postseason. He started two games at left guard, including the season opener against Cincinnati (9/1), and filled in at center for Keith Kartz against Houston and Buffalo in the playoffs. He was acquired in a trade with Dallas, (8/24/90), where he had played since joining the Cowboys as a fourth-round draft choice in 1988. He played in every game in 1990 and started at left guard in the final five weeks of the campaign, while also serving as the Broncos' punt snapper. In two seasons with Dallas, Widell started 11 times, eight times at left tackle and three times at right tackle. He started in the season opener of his rookie year, becoming the first Cowboy rookie to start the first game of the season since Burton Lawless in 1974.

COLLEGE: Widell was a three-year starter at Boston College and was named All-East Coast and honorable mention All-America as a senior, joining his brother Doug in the Eagles' starting lineup. A versatile athlete, he backed up left tackle in his freshman year, shared the center position his sophomore season, and handled the long-snapping duties for three and a half years.

PERSONAL: David and his wife Shawn make their offseason home in the Denver suburb of Aurora, where Shawn manages a John Atencio Jewelry Store. A native of Hartford, Ct., David plays an active role in many charities both in Connecticut and Colorado: Colorado and Connecticut Special Olympics, Colorado and Connecticut D.A.R.E. Program, Connecticut Little League Baseball, Colorado Wheelchair Basketball, Colorado Sports for the Physically Challenged, and other charity events. At South Catholic HS David was an all-state tight end and nosetackle. In college David received his degree in finance.

Professional Record

GAMES PLAYED: 1988 (14), 1989 (15), 1990 (16), 1991 (16), 1992 (16). Total – 77.

GAMES STARTED: 1988 (9), 1989 (2), 1990 (5), 1991 (2), 1992 (1). Total – 19.

ADDITIONAL STATISTICS: Recovered one fumble, 1988; recovered two fumbles, 1992.

BROTHER COMBINATIONS

David and Doug Widell are just the sixth brother combination in NFL history to play together at the same time, for the same team, at the same position (the offensive line, in this case). There have been 144 brother combinations that have played in the NFL at one time or another, but only five previous sets have played together as the Widells are now doing.

No. 67 DOUGLAS JOSEPH (Doug) WIDELL

Guard



Birthdate – September 23, 1966
Birthplace – Hartford, Ct.
Residence – Aurora, Colo.
How Acquired – Draft #2a, 1989
College – Boston College
High School – South Catholic HS, Hartford, Ct.
Height – 6-4
Weight – 287
Pro Year – 5th
Year with Broncos – 5th

Doug Widell started every game at right guard in 1992, and has now started 58 consecutive contests, the fourth longest active streak on the team. Now going into his fifth season with Denver, Widell has never missed a game as a pro. Widell and right tackle Ken Laniar are the Broncos' only offensive players to have started every game in the last three seasons. He had an outstanding rookie season with Denver in 1989 and was named to the NFL All Rookie team by College and Pro Football Newsweekly. He played in every game and moved into the starting lineup at right guard prior to the week seven game at Seattle (10/22). Widell started every game thereafter including the AFC Championship Game vs. Cleveland and in Super Bowl XXIV. In addition, he led Denver's special teams in the regular season with 10 knock-down blocks. The Broncos' first pick in the second round in 1989, Widell impressed Denver coaches with his toughness and ability to make adjustments on the field.

COLLEGE: Widell started in his final two seasons at Boston College and earned All-East (Associated Press) and honorable mention All-America (Associated Press, Football News) honors as a senior. After combining with Joe Wolf to form the premier blocking tandem in the Northeast, he concluded his college career with appearances in the Blue-Gray, East-West, and Senior Bowl all-star games. Widell saw limited action in 1986, but started every game at right guard the following year. He was switched to right tackle in 1988, filling the void created by the departure of his brother. Widell was second on the depth chart at right guard in 1985 and was a redshirt freshman in 1984. He graduated with a degree in marketing.

PERSONAL: Doug and his wife Colleen make their offseason home in Aurora, Colo. He graduated from South Catholic HS in his native Hartford, Ct., and was an outstanding two-way tackle, earning all state and all-conference honors as well as two letters. Doug enjoys playing golf in his spare time.

Professional Record

GAMES PLAYED: 1989 (16), 1990 (16), 1991 (16), 1992 (16). Total – 64.

GAMES STARTED: 1989 (10), 1990 (16), 1991 (16), 1992 (16). Total – 58.

No. 57 DAVID WYMAN**Linebacker**

Birthdate – March 31, 1964
Birthplace – San Diego, CA
Residence – Kirkland, WA
How Acquired – Unrestricted FA, 1993
College – Stanford
High School – Wooster HS, Reno, NV
Height – 6-2
Weight – 248
Pro Year – 7th
Year with Broncos – 1st

David Wyman came to the Broncos late in the 1993 offseason as an unrestricted free agent from the Seattle Seahawks. Wyman is in his seventh season as a pro, and is coming off a productive 1992 season. He started the first 11 games at middle linebacker for the Seahawks before injuring an arch while making a goal line tackle against Kansas City (11/22). The foot injury caused him to miss the last five games of Seattle's season. Wyman finished the 1993 season with 83 tackles, which led the team at the time of his injury. He was a second round draft choice of the Seahawks in 1987. He played in four games with no starts as a rookie. Seattle had reached an agreement to trade Wyman to San Francisco in November of 1987, but a shoulder injury caused him to fail the 49er's team physical, which voided the trade. Wyman started all 16 games in 1988, ranking second on the team in tackles with 97. In his big game against San Francisco, Wyman racked up 14 tackles, including two-and-a-half sacks. That year he had five games in which he made at least 10 tackles. In 1989 Wyman developed further as an inside linebacker. He became the only Seahawk linebacker to start all 16 games, and he finished second on the team in tackles with 98. The 1990 season saw Wyman spend the first eight games of the season on injured reserve, due to a knee injury suffered during training camp. Upon his return in the final eight games, Wyman was credited with 48 tackles, two tackles for loss, a sack, a fumble recovery and two interceptions. In 1991 Wyman started the first four games before sustaining another knee injury at Kansas City. He spent the next 10 weeks on injured reserve before returning to the starting line-up against Atlanta. He was credited with 22 tackles for the season.

COLLEGE: Wyman was a first-team All-America and a first-team All-Pac 10 selection as a senior at Stanford. He led the team in tackles in 1986 with 169, intercepted three passes and recovered one fumble. He had a season-high 27 tackles against the University of Southern California and totaled 11 tackles in a 27-21 loss to Clemson in the Gator Bowl. Wyman was redshirted in 1985 after suffering a severe knee injury in 1984. He was a second team all-conference choice in 1983 and 1984 along with the team MVP honor in 1984. He had 128 tackles as a junior and 144 as a sophomore. Wyman finished his career at Stanford with 458 tackles, seven fumble recoveries, and seven interceptions. He majored in communications.

PERSONAL: David and his wife Shannen were married on May 22, 1993, and the couple makes their home in Kirkland, Washington. He earned the Nevada Player of honor as a senior at Wooster HS in Reno, Nevada. He also was the state champion in the shot put and lettered in basketball.


Professional Record

Year	Club	Games	Starts	Tackles	TACKLES		
					Assists	Total	Sacks
1987	– Seattle	4	0	3	0	3	0
1988	– Seattle	16	16	76	27	103	2.5
1989	– Seattle	16	16	77	27	104	0
1990	– Seattle	8	8	37	12	49	1.0
1991	– Seattle	6	5	19	3	22	0
1992	– Seattle	11	11	54	29	83	0
TOTAL		61	56	266	98	364	3.5

ADDITIONAL STATISTICS: Forced one fumble and recovered two fumbles, 1988; forced two fumbles, 1989; recovered one fumble and intercepted two passes, 1990; forced two fumbles and recovered one fumble, 1992.



1993 DRAFT CHOICES



QUARTERBACK TOMMY MADDOX WAS DENVER'S FIRST PICK IN THE 1992 DRAFT AND THE 26TH PLAYER TAKEN OVERALL. HE STARTED FOUR GAMES DURING THE SEASON, AND BECAME THE YOUNGEST QUARTERBACK TO THROW A PASS IN THE NFL SINCE 1946.

Round	Pick	Player	Pos.	Ht.	Wt.	School
1	14th	Dan Williams	DE	6-4	290	Toledo
2	43rd	Glyn Milburn	RB	5-8	177	Stanford
3a	69th	Rondell Jones	S	6-2	210	North Carolina
3b	70th	Jason Elam	P/K	5-11	192	Hawaii
4	98th	Jeff Robinson	DE	6-4	265	Idaho
5	126th	Kevin Williams	RB	6-1	212	UCLA
6	154th	Melvin Bonner	WR	6-3	207	Baylor
7a	169th	Clarence Williams	TE	6-2	240	Washington St.
7b	182nd	Tony Kimbrough	WR	6-2	192	Jackson State
8	210th	Brian Stablein	WR	6-1	185	Ohio State

MELVIN BONNER WR 6-3, 207 DOB: Feb. 18, 1970 Draft Choice #6

Baylor



Melvin Bonner was one of the best big play receivers in college football, posting regular season career totals of 92 receptions for 1,984 yards, a 21.6 average, and 19 touchdowns. His bowl game stats show seven catches for 198 yards (28.3) and two TDs, bringing his overall figures to 99 receptions for 2,182 yards (22.0) and 21 scores. Bonner had a fine senior year in 1992, catching 39 passes for 818 yards, a 21.0 average, and 11 touchdowns. He was an All-

Southwest Athletic Conference first team selection as a senior for the Bears. His 92 receptions and 1,984 receiving yards both rank third on Baylor's all-time list. As a senior he was an All-American second team choice (The Poor Man's Guide to the NFL Draft) and an all-Southwest Conference first team pick as well, leading the Bears with 39 catches for 818 yards (21.0) and 11 TDs. Bonner caught two passes for 75 yards and a 33-yard score vs. Colorado. His career long reception of 80 yards came against Georgia Tech, as he had five receptions for 174 yards in that contest. He tied the school record with three TD catches vs. Utah State, and had 10 receptions, three for TDs, against Texas Christian. He set a John Hancock Bowl record with 166 yards on five catches, scoring on receptions of 61 and 66 yards in that game against Arizona State. In 1991 Bonner was all-SWC first team (Football News, Dallas Morning News, Austin American-Statesman), leading the Bears with 34 catches for 836 yards (24.6) and four TDs. As a junior he hauled in a 74-yard scoring bomb vs. Colorado, and added a 75-yard TD catch against Missouri. In 1990 he caught 11 passes for 227 yards (25.2) and four TDs, and in 1989 he was a reserve redshirted as a freshman in 1988. A native of Hempstead, Texas, Bonner was an all-district 24-3A first team pick as a receiver and second team choice as a free safety at Van Vleck (Tex.) HS. He was a two-time All-Greater Houston selection and member of the Nifty 50 Squad (Houston Chronicle), lettering twice in football, three times in basketball, and four times in track. He also earned all-district and all-state hoop honors, and was named male track athlete of the year. A radio/television major at Baylor, Melvin's brother, Rodney, was a teammate at Van Vleck HS and at Baylor (1988).

JASON ELAM P/K 5-11, 192 DOB: March 8, 1970 Draft Choice #3b

Hawaii



Jason Elam was a superb combination kicker in college, holding virtually every school and conference scoring record at the University of Hawaii. He finished his career with 77 field goals, just three shy of Jeff Jaeger's NCAA record of 80. Elam holds the Western Athletic Conference scoring record with 395 points, and made 30 of 43 field goal attempts of 40 yards or more. Elam had a career field goal percentage of 79.0, connecting on 79 of 100 attempts, with his longest field goal being a 56-yarder, and he made 157 of his 160 conversion attempts for the Rainbows. His career punting figures

show 84 punts for a 43.5 average. In 1992 Elam was an All-American first team choice (Kodak, and The Poor Man's Guide to the NFL Draft) and an all-WAC first team pick as well, making 16 of 25 field goals and 44 extra point tries for 92 points. He punted 49 times for a 44.5 average. He had his career-longest punt of 78 yards in the Rainbows' 6-3 win over the Air Force Academy. In the Hawaii win over Texas-El Paso Elam kicked a 55-yard field goal, had a 68-yard punt, and completed a pass for 22 yards on a fake punt. In 1991 Elam was the team most valuable player, in addition to being a scholar-athlete pick for the second time and academic all-WAC for the third straight season. He scored 85 points as a junior on 19 of 24 field goals and 28 of 30 conversions, punting for a 42.1 average as well. He kicked four field goals vs. Wyoming, including a season-long 55-yarder. In 1990 Elam was having a banner campaign until suffering a right groin pull vs. Utah, missing the rest of the season and being granted a medical redshirt. He made all five of his field goal attempts in 1990. In 1989 Elam was all-WAC first team, scoring 106 points on 20 of 22 field goals and hitting on all 46 conversion attempts, while punting for a 44.8 average. In 1988 he led the team in scoring with 95 points, making 19 of 24 field goals and 38 of 39 conversions. A native of Ft. Walton Beach, Fla., Elam was first team All-Royalty and second team all-state at Brookwood HS in Snellville, Ga., where he also lettered in swimming and track. Jason was an education major at Hawaii.

RONDELL JONES S
6-2, 210 DOB: May 7, 1971
Draft Choice #3a

North Carolina



Rondell Jones in 1992 was a first team All-American and All-Atlantic Coast Conference selection, establishing himself as one of the country's top safeties. A durable athlete who started 38 regular season games at North Carolina, Jones had four-year totals of 350 tackles, including 212 solo and 138 assists, with three pass interceptions and 19 passes broken up for the Tar Heels. In 1992 Jones was first team All-American and all-Atlantic Coast Conference (The Poor Man's Guide to the NFL Draft), leading the team with a career-high 110 tackles (63 solos), also causing two fumbles and deflecting six passes for the Tar Heels. He had 14 tackles and forced a fumble vs. Florida State. In 1991 Jones was an all-ACC second team pick, starting 10 games at free safety and posting 88 tackles (51 solos), also deflecting five passes. In 1990 he was named the Tar Heels' outstanding defensive back, starting every game and finishing with 80 tackles (50 solos). Against Georgia Tech Jones had 14 tackles and a pass interception, and he delivered a career-high 19 tackles vs. Clemson. In 1989 Jones started six games and had 72 tackles (48 solos), recovering three fumbles and intercepting two passes for the Tar Heels. A native of Sunderland, Md., Jones was a two-time all-county selection as a defensive back and all-conference first team on both offense and defense in his senior year at Northern (Sunderland) HS. He played tailback, safety, wide receiver, defensive end, and quarterback on the prep level, earning county MVP and Washington Post all-metro second team honors. In his final season Jones had 12 rushing TDs, five interceptions, nine quarterback sacks, and three blocked kicks. Overall, he lettered three times in football and track and twice in basketball. An all-county basketball player, Jones also was selected the Top Field Events performer three consecutive years. Rondell was an industrial relations major at North Carolina.

TONY KIMBROUGH WR
6-2, 192 DOB: Sept. 17, 1970
Draft Choice #7b

Jackson State



Tony Kimbrough comes to the Broncos after a great senior season in which he caught 35 passes for 900 yards, a 25.7 average, and six touchdowns for Jackson State. Kimbrough's career statistics show 46 receptions for 1,178 yards, a 25.6 average, and eight scores. His longest catch in college was a sensational one-handed 75-yarder over Tennessee State as a senior for the Tigers. In 1992 Kimbrough was a third team All-American and all-Southwestern Athletic Conference selection by The NFL Draft Report. He had four 100-yard games as a senior, including a four-reception, 158-yard game vs. South Carolina State. In 1991 Kimbrough played in seven games, catching two passes for 80 yards, and in 1990 he established himself as a dangerous big-play threat despite limited action. He played in eight games but had seven catches for 146 yards (20.9 average) and one TD. Kimbrough had a 68-yard reception and scored on a 22-yard catch against Southern University. In 1989 he caught two passes for 52 yards and one TD in 1989, and was a redshirt freshman in 1988. A native of Weir, Miss., Kimbrough was an all-state selection as a wide receiver during his final two years at Weir (Miss.) HS. Born Antonius Kimbrough, Tony was a criminal justice major at Jackson State.

GLYN MILBURN RB
6-8, 177 DOB: Feb. 19, 1971
Draft Choice #2

Stanford



Glyn Milburn was one of the most exciting open field runners in college football during a college career in which he accounted for 6,049 all-purpose yards during three years at Stanford. He is an extremely fast and explosive player who was one of the most dangerous and versatile in college football during the last three years. An excellent receiver, Milburn also is an exceptional punt returner who took three punts all the way for touchdowns in 1992. His career rushing yards of 2,263 rank third in Cardinal history, and he added 1,558 reception yards, 1,186 on kickoff returns, and 1,042 returning punts, scoring 24 touchdowns in those three years. He enrolled at Oklahoma and played there in 1988 before transferring to Stanford, where he was a redshirt transfer in 1989. His total college stats, including his season at Oklahoma, are 2,387 rushing yards, 1,512 receiving, 1,303 on kickoff returns, and 1,161 on punt returns, and 25 TDs. As a senior he rushed for a career-high 851 yards (a 4.8 average and eight touchdowns), caught 37 passes for 405 yards (an 11.0 average and two TDs), returned 15 kickoffs for 316 (a 21.1 mark), and had a remarkable 17.3 punt return average (34 returns for 589 yards and three TDs, his longest a 79-yarder vs. Oregon State. Milburn in 1992 was a first team All-American (Associated Press and The Poor Man's Guide to the NFL Draft) and the first player in Stanford history to return three punts for TDs in one season, just one short of the NCAA record. He holds the school record with four career punt return TDs. He had numerous single-game highlights in 1992, including 199 rushing yards vs. Notre Dame, a 75-yard punt return TD vs. UCLA, a 79-yard punt return against Oregon State, and a 76-yard punt return TD in the "Big Game" vs. California. Milburn rushed for 111 yards and two TDs against Northwestern and scored three TDs against Washington State. In 1991 he was an All-Pac 10 second team choice, finishing third in the league in all-purpose rushing, averaging 137.6 yards per game. He gained 654 yards with three TDs on 143 carries (4.6 average) and was second on the team with 41 receptions for 467 yards (11.4) and three scores. He averaged 9.3 yards on 20 punt returns and 23.0 on 12 kickoff returns as a

junior, against Colorado gaining 106 yards on nine carries and 50 yards on seven catches. His 92-yard reception vs. Washington State was the second longest in school history. Against Southern Cal as a junior he rushed for 67 yards and added 54 more on three receptions. In 1990 Milburn was an All-American third team pick (The Poor Man's Guide), also earning honorable mention from Football News, Associated Press, and UPI. He added All-Pac 10 first team honors and was an academic All-Pac 10 choice as well. Milburn in 1990 set a school record with 2,222 all-purpose yards, second highest figure in conference history, ranking behind Marcus Allen's 2,559 yards in 1981. He led the team with 729 yards and two TDs on 152 carries (4.8 average), led the Cardinal with 64 receptions for 632 yards (9.9 average) and two scores, and returned 24 kickoffs for 594 yards (24.8 average), the third best total in Cardinal history. He added 267 yards with a TD on 24 punt returns (11.1 average). Among his almost innumerable highlights was his performance vs. San Jose State in which he had eight catches for 163 yards and a score, 12 carries for 37 yards, and 316 all-purpose yards. Milburn had 299 all-purpose yards vs. Washington, including a 57-yard punt return TD, and he was named the Pac-10 offensive player of the week for his game against Cal, when he ran for a career-high 196 yards with a 53-yard TD on 24 attempts, 66 yards on nine catches, and 123 yards on four kickoff returns. His 196 yard effort vs. the Golden Bears was the eighth highest game total in school history. In 1989 Milburn transferred from Oklahoma and was a redshirt that season. In 1988 at Oklahoma he was named to The Sporting News' freshman honor roll and was named the school's top freshman scholar-athlete, with a 3.8 grade point average. Milburn gained 124 yards with a TD on only eight tries, as his 15.5 average was the best on the team. He also returned 22 punts for 119 yards (5.4 average) and six kickoffs for 117 yards (19.5). He scored one TD at Oklahoma, recovering a fumble in the end zone vs. Kansas. A native of Santa Monica, Calif., Milburn was a prep All-American selection by Super Prep magazine, earning second team honors from USA Today at Santa Monica HS, in addition to being named a member of the Long Beach Press Telegram's "Best of the West" team. He was a "Western Top 100" pick by the Tacoma Morning News Tribune, was all-state first team by California Football magazine, and was cited as Super Prep Far West offensive player of the year, Ocean League player of the year, West Side back of the year, California offensive player of the year (Los Angeles Times). Milburn was the Southern Conference co-player of the year, and an All-CIF first team pick, National Football Foundation and Hall of Fame scholar-athlete award winner, as a senior running for 2,718 yards in 1987, setting a state prep season record. He set another record with 38 rushing TDs, adding a score on a punt return, leading the state in scoring that year with 234 points. He ran for over 200 yards in 10 of his games, including 383 rushing yards and five TDs vs. Edison HS. His first prep carry went for a 65-yard TD. An industrial engineering major at Stanford, Glyn earned academic honors with a 3.0 grade point average, and was a member of the Young Life Christian Organization. Glyn's cousin, Rod Milburn, was a gold medal winner in the 110 high hurdles in the 1972 Olympic Games in Munich, Germany.

JEFF ROBINSON DE
6-4, 265 DOB: Feb. 2, 1970
Draft Choice #4



Idaho

Jeff Robinson was an All-American first team selection (Kodak, Walter Camp, Associated Press and The Poor Man's Guide to the NFL Draft) in 1992, also being named All-Big Sky Conference first team for the third straight year and the conference defensive most valuable player for the second time (1990 and 1992). Robinson's career totals show a remarkable 57.5 quarterback sacks and 16 passes broken up, along with 277 tackles. Regarded by many as college football's premier pass rusher below the NCAA Division 1-A ranks, Robinson's great senior year included 13.5 quarterback sacks to go along with 79 tackles (58 solos), 35 pressures, six forced fumbles, five passes broken up, and 27 tackles for losses. In 1991 Robinson was a second team All-American (Associated Press) and again was All-Big Sky first team, recording 77 tackles (75 solos) and ranking with the nation's leaders in sacks (20), pressures (35), and tackles for losses (28 for 167 yards). He broke up seven passes in his junior year. In 1990 Robinson earned not only his All-Big Sky honors and Big Sky defensive MVP award, but also was named an all-conference academic selection. He recorded 83 tackles (63 solos), with a then-school record 16 sacks and 21 stops for 131 yards in losses. Robinson had the unusual statistic of three pass interceptions from his defensive end spot, breaking up three additional passes and being credited with 26 QB pressures. He was chosen national player of the week by Sports Illustrated after recording six tackles, four sacks, three pass deflections, and two interceptions for 46 yards against Montana. In 1989 Robinson started nine games, posting 38 tackles (17 solos), eight sacks, also forcing and recovering three fumbles for the Vandals. Robinson was redshirted in 1988. A native of Kennewick, Wash., Robinson was an All-Greater Spokane League selection during his three-year prep career as a tight end and linebacker at Ferris HS in Spokane. He lettered twice in basketball and baseball, adding All-GSL first team honors in both sports. An honor roll student, Jeff graduated from high school with a 3.7 grade point average and earned Big Sky Conference academic honors while majoring in general studies at Idaho.

BRIAN STABLEIN WR
6-1, 185 DOB: April 14, 1970
Draft Choice #8




Ohio State

Brian Stablein had an outstanding career at Ohio State, catching 80 passes for 1,199 yards and three touchdowns. As a senior Stablein caught 51 passes for 612 yards and two scores, also returning 16 punts for 99 yards for the Buckeyes. He earned Ohio State's Paul Warfield award in each of the last two years, given annually to the team's outstanding receiver, and in 1992 was named All-American second team and All-Big 10 first team (The Poor Man's Guide to the NFL Draft). His 51 catches ranked fourth in the Big 10. As a senior his best game was a nine-reception performance vs. Wisconsin. In 1991 Stablein was All-Big 10 honorable mention, catching 25 passes for 363 yards and ranking third in the conference in punt returns with 18 for 154 yards (8.6 average). Stablein had at least one reception in every game as a junior. In 1990 Stablein caught 10 passes for 161 yards (16.1 average) and a TD. In 1989 Stablein had seven catches for 104 yards and one score, and he was a redshirt freshman in 1988, joining the team as a walkon. Stablein played in four bowl games during his career, the Hall of Fame (1989 and 1991), Liberty (1990), and Citrus (1992). A native of Erie, Pennsylvania, Stablein was an all-city selection as a senior at McDowell HS in Erie, where he lettered

three times in football. He added three letters in track. His brother Chris was a teammate at Ohio State (1987-90), and his brother Scott served with the U.S. Marines in the Persian Gulf and in Operation Desert Storm. Another brother, Todd, plays basketball at Gannon University. Brian was a marketing major at Ohio State.

CLARENCE WILLIAMS TE
6-2, 240 DOB: Aug. 7, 1969
Draft Choice #7a

Washington State



Clarence Williams in 1992 was an All-American honorable mention and All-Pac 10 Conference first team choice by the Football News, catching 19 passes for 237 yards. Williams has career stats of 94 receptions for 1,256 yards and three touchdowns. He also was All-Pac 10 in both 1991 and 1990, as a junior catching 31 passes for 389 yards (12.5 average), also carrying the ball five times for 20 yards. Williams had a season-high eight catches for 113 yards in the Southern

California game. His best season in terms of receptions was 1990, when he caught 43 passes for 627 yards, a 14.6 average, and three TDs. Williams had six receptions for 106 yards, including a 28-yard score, vs. Texas Christian, and had seven receptions for 83 yards, with one TD, vs. California. In 1989 he played in two junior varsity games before joining the varsity, catching one pass in his first Cougar varsity action. Williams was a redshirt freshman in 1988. A native of Los Angeles, Clarence Williams III is the son of one-time NFL running back Clancy Williams, who was a consensus All-American running back and defensive back at Washington State in 1964 and is a member of the WSU Hall of Fame. Clancy Williams also played for the Los Angeles Rams from 1965-72. Clarence was selected a class AAA all-state selection as a tight end and linebacker by the Washington Sportswriters Association while playing at Renton HS in Seattle. He was a Western 100 pick by the Tacoma News Tribune, adding Northwest Top 24 honors as his team was ranked number one in the state his final season. Clarence was a two-way all-state player as a junior, adding all-league honors as a defensive back. He also lettered in basketball, baseball, and track. His older sister, Toni, also attended WSU and participated in track. Clarence was a sports management major at Washington State.

DAN WILLIAMS DE
6-4, 290 DOB: Dec. 15, 1969
Draft Choice #1

Toledo



Dan Williams was regarded as one of the premier pass rushers in the NFL draft, and was selected by the Broncos as the 11th pick in the first round. He will come into his first pro training camp as a candidate for the starting spot at right defensive end, which was the position he played throughout his college career. An All-American and first team All-Mid American Conference choice by the Football News, Williams posted 13 sacks as a senior to go along with 104 tackles

(59 solo), and 33 quarterback pressures. He also deflected five passes and forced one fumble. He had 13 tackles and three sacks against Western Michigan, and vs. Kent State was in on 13 tackles, had two pass deflections, and blocked a punt. For his career at Toledo, Williams had 256 tackles, 143 solo and 113 assists, 28 quarterback sacks and 80 pressures in leading the Rockets' defense. In 1991 he finished with 78 tackles (52 solos), had five sacks, forced two fumbles, and recovered one. Williams was chosen the MAC defensive player of the week after posting 11 tackles (eight solos) with two sacks for losses of six yards, a pair of stops behind the line of scrimmage, a fumble recovery, and a forced fumble in a win over Western Michigan. In 1990 he nailed down

a starting job at right defensive end, recording 74 tackles (32 solos) with a team-high 10 sacks and 17 stops for 87 yards lost. He closed out his first year at Toledo with nine tackles, a sack, a pass deflection, and a fumble recovery vs. Arkansas State. Williams began his career at Tennessee State in 1988 before transferring to Toledo, spending 1989 as a redshirt transfer before nailing down a starting job in 1990 and starting for all three years. At Tennessee State in 1988 he had 23 tackles (15 solos), two pressures and two sacks, bringing his college totals to 279 tackles (158 solos), 30 sacks, and 82 QB pressures. Born Daniel Williams II in Ypsilanti, Mich., he lettered once in both football and basketball at Ypsilanti HS, earning all-conference, all-metro, and all-area honors on the gridiron. Dan was a criminal justice major at Toledo.

KEVIN WILLIAMS RB
6-1, 212 DOB: Feb. 17, 1970
Draft Choice #5

UCLA



Kevin Williams is regarded as a superb athlete blessed with outstanding speed and will be looked at by the Broncos both as a running back and wide receiver. As a senior Williams carried for 582 yards on 115 carries (a 5.1 average) and scored five times, also catching one pass for eight yards, bringing his final career stats to 2,163 yards (a 5.5 average) and 21 touchdowns rushing, also catching 22 passes for 166 yards and one TD as a collegian. Williams combined

both strength and outstanding speed for the Bruins, earning All-Pac 10 honors in both his junior and senior years. In 1992 he opened the season with 124 yards rushing vs. Cal-Fullerton, sprinted 78 yards for a touchdown against Washington State, and had 95 yards in the Oregon game. He closed out his college career with 23 carries for 99 yards and TDs of one and 18 yards vs. Southern California. In 1991 Williams was an All-Pac 10 conference second team pick, leading conference with 1,141 yards and eight touchdowns on 191 carries (6.0), the fifth best year in school history, also catching 21 passes for 143 yards (6.8 average) and a score. He tied a UCLA record set by ex-Bronco Gaston Green with five games for over 130 yards rushing as a junior, including 151 yards with a 45-yard TD jaunt vs. Arizona. Williams had a career-high 210-yard performance on 30 attempts, with a 17-yard TD run, against Oregon. In 1990 Williams rushed for 112 yards and two TDs on 27 carries (4.1 average). In 1989 Williams was a member of The Sporting News' freshman honor roll and was cited as UCLA's rookie of the year. He shared the tailback duties that year and finished with 380 rushing yards and six TDs on 85 carries (4.5 average), catching three passes for 28 yards and returning 12 kickoffs for 261 yards (a 21.8 average). He gained 70 yards vs. Southern Cal and had 80 vs. Oregon State. He was a redshirt freshman in 1988 and was named UCLA's outstanding scout team player. Williams lettered in track after the 1989 football season, and despite only two weeks of training before the Pac-10 meet won the 100-meter dash (10.65). He also competed during the 1989 outdoor season, winning the conference title in the 100 meter. Born Kevin Deleon Williams in Marshall, Texas, he lettered three times in both track and football and twice in basketball at Spring (Tex.) HS, where he was an All-American pick by Super Prep, USA Today, The Sporting News, and All-Star Sports. Williams served as team captain and picked up all-state, all-district, and Gatorade Circle of Champions Texas Player of the Year honors as he rushed for 1,339 yards and 12 TDs in only eight games, missing three due to injury. An all-district and all-region first team hoop choice, Williams averaged 19 points per game and also participated in track, specializing in the 100 (10.48) and 200 (21.09) meters and long jump. Kevin was a history major at UCLA.

FIRST YEAR AND ROOKIE FREE AGENTS

WILLIAM (NEAL) AUER **Tight End**
6-4 245 DOB: February 24, 1970 No. Carolina State (R)
 Neal Auer was a second team All-ACC selection in his senior with North Carolina State. In his senior year he recorded 27 catches for 275 yards and one touchdown. Auer finished his four year career with North Carolina State with 33 catches for 348 yards and one touchdown. He played in several bowl games with the Wolfpack, the last one being the Gator Bowl in 1992. Auer was a two-sport athlete in high school, competing in both football and basketball. Neal and his wife Beth make their home in Winterville, NC.

FRANK BOUDREAUX **Defensive Lineman**
6-5 273 DOB: June 20, 1970 Northwestern (R)
 Frank Boudreaux was an All-Big 10 honorable mention selection in his senior year at Northwestern. He played defensive tackle for the Wildcats, making 65 tackles in his senior campaign, 30 of those solo. Boudreaux is a native of Honolulu, Hawaii, and now makes his home in Fountain Valley, California. Frank received his degree in Business Management.

RICHARD DALY **Tight End**
6-5 240 DOB: January 17, 1970 UCLA (R)
 Richard Daly is a free agent rookie tight end out of UCLA. In his final year with the Bruins Daly caught 19 passes for 246 yards, also earning Academic All-Pac 10 honors with a 3.3 GPA. Daly ended his Bruin career with 34 catches for 390 yards and one touchdown. His last game as a collegian came in the 1992 Japan Bowl. He lists fishing, hunting and golfing as his hobbies.

GERALD (JERRY) KRISTEN EVANS **Tight End**
6-5 260 DOB: September 28, 1968 Toledo (1)
 Jerry Evans will be competing for a tight end spot after stints with the Phoenix Cardinals and Green Bay Packers. He was originally drafted by Phoenix in the eighth round from the University of Toledo in 1991, and spent some time on the teams practice squad. After being released by the Cardinals, he was signed to Green Bay's practice squad for the remainder of the 1991 and the entire 1992 season. Evans was an All-Mid America Conference selection and team MVP his senior year at Toledo. He was also an all-league and all-county tight end and defensive end at Admiral King HS in Loraine, OH.

DEVAL LAVONTAE GLOVER **Wide Receiver**
6-0 181 DOB: September 12, 1966 Syracuse (1)
 Deval Glover spent the 1992 with the Ohio Glory of the World Football League. He was originally drafted by the Miami Dolphins in the 10th round in 1989, but was released late in training camp. He was picked-up by the Bills, and spent the 1989 season on Buffalo's practice squad. Glover broke his leg during minicamp in 1990 and spent the entire season on the physically unable to perform list. He was released by the Bills prior to the 1991 season. He was a two-year starter at the University of Syracuse and finished his collegiate career as the school's sixth all-time leading receiver. Glover spent his prep years at LaSalle Institute in Troy, NY. He holds a bachelor of science degree in marketing.

DARRYL HALL **Safety**
6-2 210 DOB: August 1, 1966 Washington (1)
 Darryl Hall is taking a shot at the NFL after three solid seasons with the Calgary Stampeders of the Canadian Football League. In 1992, he made the All-Canadian and Western Division all star teams for the second straight season, and was also named the club's Most Outstanding Defensive Player after finishing third on the team with 59 tackles. Hall attended the camp of the Seattle Seahawks in 1989 and signed with the Stampeders as a free agent in the winter of 1990. In his rookie season with Calgary Hall was voted the club's Most Outstanding Rookie for his splendid play throughout the season. In his career with the Canadian Football League, Hall finished with 54 games played, 154 tackles, 10 interceptions and three fumble recoveries. He played his collegiate years with the University of Washington after coming out of Lompoc HS in Lompoc, CA. Darryl and his wife Tammy make their home in Portland, Oregon.

OLAF HAMPEL **Guard**
6-6 305 DOB: June 24, 1967 (R)
 Olaf Hampel became the first "Operation Discovery" player to join a National Football League team after the Broncos signed him to a free agent contract. Operation Discovery was formed with the intention of developing international athletes into professional football players. Hampel played under Jack Elway for the Frankfurt Galaxy of the World Football League in 1991 and 1992 as a defensive lineman, but he will attempt to make the Bronco roster as an offensive lineman. Olaf is a native of Essen, Germany, and speaks French and English in addition to his native tongue of German.

DEAN KIRKLAND **Guard**
6-2 290 DOB: January 4, 1968 Washington (1)
 Dean Kirkland came to the Broncos as a free agent with hopes of finding a spot on the offensive line. He spent last season on the practice squad of the Tampa Bay Buccaneers, and 1991 on the practice squad of the Buffalo Bills. Kirkland spent his college years at the University of Washington and was drafted in the 11th round by the Bills in 1991. He and his wife Glenda make their home in Portland, Oregon.

ANTHONY RAY LYNN **Running Back**
6-3 230 DOB: December 21, 1968 Texas Tech (1)
 Anthony Lynn hopes to find a spot in the Bronco backfield in 1993. Last season he spent some time in the training camp of the New York Giants, after a productive collegiate career at Texas Tech University. His best year as a collegian was in 1990 as a junior, that year he rushed for 884 yards on 224 carries and scored eight touchdowns. In his three years at Tech he gained 1911 yards on 481 carries and scored 17 touchdowns.

WILLIAM EHIZELA (WILLIE) OSHODIN **Defensive End**
6-4 260 DOB: September 16, 1969 Villanova (1)
 Willie Oshodin earned All-ECAC honors as defensive end at Villanova, and was a G.T.E. Regional Academic All-American four consecutive years. He began his Wildcat career as a linebacker but was moved to the line the following season. Oshodin was a team captain, and recorded 9 sacks and 82 tackles in college. He was born in Benin City, Nigeria, and attended Georgetown Prep HS in Rockville, Md., lettering twice in lacrosse and once in football. Oshodin has a degree in international business and has completed one year towards his MBA. He is single, and lists music and electronics as hobbies.

MICHAEL PAUL PEREZ
6-2 215 DOB: March 7, 1965

Quarterback
San Jose State (1)

Mike Perez is making an attempt to come back to the NFL after spending the past two years with the World League's Frankfurt Galaxy. In 1992 Perez played in four games before sustaining a shoulder injury that would force him to miss the remainder of the season. Prior to the injury he was playing at the top of his game, earning the nick-name "The Man with the Golden Arm." In his four games he made 147 pass attempts with 86 completions for 985 yards and 6 touchdowns. Nineteen ninety-one was the best season in the World League for Perez, in the 10 game season he threw 357 times with 171 completions, giving him 2272 total passing yards with 17 touchdowns. Perez was selected in the seventh round of the 1988 draft by the New York Giants. He suffered a pulled stomach muscle in preseason and spent the 1988 season on injured reserve. He failed to make the team in 1989 and made an unsuccessful attempt with the Houston Oilers in 1990. Mike is single and makes his home in Denver, Colorado. He speaks Spanish, and aspires to become a lawyer once his playing career is over.

GREG PRIMUS

5-11 185 DOB: October 20, 1970

Wide Receiver
Colorado State (R)

Greg Primus joined the Broncos as a free agent after an outstanding career at Colorado State University. In his senior year with the Rams he made 60 receptions for 1007 yards with six touchdowns. Primus concluded his collegiate career with 193 receptions for 3226 yards with 17 touchdowns. He received numerous awards during his career with the Rams including two-time All-WAC honors, CFA Academic All-America, pre-season All-America, as well as being a Blue-Gray and East-West all-star game participant. Primus currently holds Colorado State's career receptions and receiving yard records, and is in the top 12 in NCAA history in receiving yards. Greg was a three sport star at George Washington HS in Denver, Colorado and received his college degree in Microbiology.

THOMAS ROUEN

6-3 215 DOB: June 9, 1968

Punter
Colorado (1)

Tom Rouen will battle for a roster spot as a punter with the Broncos for the 1993 season. He has training camp experience with both the Los Angeles Rams (1992) and the New York Giants (1991). He played for the World League's Ohio Glory in the spring of 1992, earning All-World League honors with a 41.5 yard per punt average. He attended Heritage HS in Littleton, CO, playing both football and baseball as a prepster. Tom is single and makes his home in Littleton, CO. He is heavily active in the community, frequently speaking at schools and functions in the metro Denver area.

TRAVIS SIMS

5-10 225 DOB: January 28, 1970

Running Back
Hawaii (R)

Travis Sims played collegiately at the University of Hawaii where he is the holder of twelve school records. In his senior year, he gained 1498 yards on 220 carries, scoring nine touchdowns. In four years with the Rainbows, Sims gained 2311 yards and finished his career with a 6.3 yard per carry average. Sims was also named to the 1992 CFA Scholar-Athlete team, after graduating with a 3.2 GPA in telecommunications.

MATTHEW WINGO

6-0 230 DOB: June 24, 1969

Linebacker
Texas Tech (R)

Matt Wingo is a free agent linebacker, taking his first shot at the NFL after graduating from Texas Tech in 1992. In his senior year with the Red Raiders, Wingo made 127 tackles, 87 of those were unassisted. He finished his Tech career with 385 tackles, with 247 of those with no assistance. Matt and his wife Wendy have a daughter Brittany (11/11/91), and the family makes their offseason home in Webster, Texas.

NFL PLAYER PERSONNEL DATES AND INFORMATION FOR 1993

- July 6 — Claiming period of 24 hours begins in waiver system. All waiver requests for the rest of the year are no-recall and no-withdrawal.
- Mid-July — Preseason training camps open. Clubs not permitted to open official preseason camp earlier than July 5.
- July 15 — Signing period ends at 4 p.m., New York time, for Unrestricted Veteran Free Agents to whom June 1 tender was made by Old Club. After this date and through 4 p.m., New York time, on November 8, Old Club has exclusive negotiating rights with its unsigned Unrestricted Veteran Free Agents.
- July 15 — Deadline for a player who has practiced and/or played in a minor league in 1992 to sign in the NFL without being required to clear Procedural Recall waivers.
- July 30-Aug. 1 — Hall of Fame Weekend.
- July 31 — Hall of Fame Game, Canton, Ohio: Los Angeles Raiders vs. Green Bay.
- July 31 — American Bowl, Tokyo, Japan: New Orleans vs. Philadelphia.
- August 1 — American Bowl, Barcelona, Spain: Pittsburgh vs. San Francisco.
- August 6-9 — First Preseason Weekend.
- August 6 — Drafted rookies cannot be traded to another club after 4 p.m., New York time.
- August 7 — American Bowl, Berlin, Germany: Buffalo vs. Minnesota.
- August 8 — American Bowl, London, England: Dallas vs. Detroit.
- August 12-16 — Second Preseason Weekend.
- August 20-23 — Third Preseason Weekend.
- August 24 — Roster cutdown to maximum of 60 players on Active List by 4 p.m., New York time.
- August 25 — All tryouts on this date and for the remainder of the season must be reported to the League Office.
- August 26-28 — Fourth Preseason Weekend.
- August 30 — Roster cutdown to maximum of 47 players on Active List by 12 noon, New York time.
- August 30 — Simultaneously with the cutdown to 47, clubs that have players in the category of Active/Physically Unable to Perform or Active/Non-Football Injury or Illness must take one of the following options: Place player on Reserve/Physically Unable to Perform or Reserve/Non-Football Injury or Illness, whichever is applicable; ask waivers; trade player; or continue to count him on Active List.
- August 31 — Beginning at 12 noon, New York time, clubs may establish an Inactive List of six additional players, either through procedural recall waivers or signing free agents. Clubs may dress 45 players and Third Quarterback for each regular season and postseason game.
- August 31 — After 4 p.m., New York time, clubs may establish a Practice Squad of five players by signing free agents whose NFL experience is "R" or "1."
- August 31 — All clubs are required to file a personnel (injury) report with their conference Director of Information by 1:00 p.m., New York time, on this Tuesday and thereafter on each Wednesday before a regular-season game. Such report is to be updated by 1:00 p.m., New York time, each Thursday.

- Sept. 5-6 — Regular-Season openers.
- Sept. 7 — Beginning this date vested veterans terminated through waivers from the Active List, Inactive List or Reserve/Injured are entitled to receive, after the end of the regular-season schedule, termination pay pursuant to the terms of the 1982 CBA, as amended.
- Sept. 7-8 — Players on Reserve/Physically Unable to Perform and Reserve/Non-Football Injury or Illness may begin conditional practice after their club's first regular season game.
- Sept. 12-13 — Second Regular-Season Weekend.
- Sept. 19-20 — Third Regular-Season Weekend.
- Sept. 21 — Priority on multiple waiver claims is now based on the current season's standing.
- Sept. 26-27 — Fourth Regular-Season Weekend.
- Oct. 3-4 — Fifth Regular-Season Weekend.
- Oct. 10-11 — Sixth Regular-Season Weekend.
- Oct. ?? — All trading ends at 4 p.m., New York time.
- Oct. ?? — Vested Veterans are subject to the waiver system for the remainder of the regular season and post-season.
- Oct. 14 — Clubs may activate players from the categories of Reserve/Physically Unable to Perform and Reserve/Non-Football Injury or Illness until 4 p.m., New York time, the day after the ninth regular season weekend. Thereafter, an activation from these categories will cost the club one of its five Reserve/Injured activations.
- Oct. 14-18 — Seventh Regular-Season Weekend.
- Oct. 24-25 — Eighth Regular-Season Weekend.
- Oct. 31-Nov. 1 — Ninth Regular-Season Weekend.
- Nov. 7-8 — Tenth Regular-Season Weekend.
- Nov. 9 — Deadline for clubs to sign by 4 p.m., New York time, their Unrestricted Veteran Free Agents to whom June 1 tender was made. If still unsigned after this date, such players are prohibited from playing in NFL in 1993.
- Nov. 9 — Deadline for clubs to sign by 4 p.m., New York time, their Restricted Free Agents to whom June 1 tender was made. If such players remain unsigned, they are prohibited from playing in NFL in 1993.
- Nov. 9 — Deadline for clubs to sign Drafted players. If such players remain unsigned, they are prohibited from playing in NFL in 1993.
- Nov. 14-15 — Eleventh Regular-Season Weekend.
- Nov. 21-22 — Twelfth Regular-Season Weekend.
- Nov. 25-29 — Thirteenth Regular-Season Weekend.
- Nov. 28 — Deadline for reinstatement of players in Reserve List categories of Retired, Did Not Report and Veteran Free Agent Asked to Re-Sign.
- Dec. 5-6 — Fourteenth Regular-Season Weekend.
- Dec. 11-13 — Fifteenth Regular-Season Weekend.
- Dec. 18-20 — Sixteenth Regular-Season Weekend.
- Dec. 20-21 — Balloting for AFC-NFC Pro Bowl.
- Dec. 31 — Deadline for waiver requests in 1993, except for "special waiver requests" by teams participating in playoffs.
- Dec. 25-27 — Seventeenth Regular-Season weekend.
- Dec. 31-Jan. 3 — Eighteenth Regular-Season weekend.

1994

- Jan. 8-9 — Wild Card Playoff Games.
- Jan. 15-16 — Divisional Playoff Games.
- Jan. 23 — AFC and NFC Championship Games.
- Jan. 30 — Super Bowl XXVIII, Georgia Dome, Atlanta, Ga.
- Jan. 31 — Clubs may begin signing free agent players for the 1994 season.

- Mid-February — Trading period begins after expiration of all 1993 contracts.
- Mid-February — Expiration date of all player contracts due to expire in 1994.
- Mid-February — Deadline for exercising options for 1994 on all players who have option clauses in their 1993 contracts.
- Mid-February — Deadline for submission of qualifying offers by clubs to their Restricted Free Agents whose contracts have expired and to whom they desire to retain a Right of First Refusal/Compensation.
- Mid-February — Deadline for clubs to submit offer of minimum salary to retain exclusive negotiating rights to their players with fewer than three seasons of free agency credit whose contracts have expired.
- Feb. 6 — AFC-NFC Pro Bowl, Honolulu, Hawaii.
- Feb. 7 — Waiver system begins for 1994.
- Feb. 7 — Vested Veterans that a club desires to terminate are not subject to the waiver system until after the trading deadline.
- Feb. 10-14 — Combine Timing and Testing, Hoosier Dome, Indianapolis, Ind.

Waivers

The waiver system is a procedure by which player contracts or NFL rights to players are made available by a club to other clubs in the League. During the procedure, the 27 other clubs either file claims to obtain the players or waive the opportunity to do so — thus the term "waiver." Claiming clubs are assigned players on a priority based on the inverse of won-and-lost standing. The claiming period normally is 10 days during the offseason and 24 hours from early July through December. In some circumstances, another 24 hours is added on to allow the original club to rescind its action (known as a recall of a waiver request) and/or the claiming club to do the same (known as withdrawal of a claim). If a player passes through waivers unclaimed and is not recalled by the original club, he becomes a free agent. All waivers from July through December are no recall and no withdrawal. Under the Collective Bargaining Agreement, from the beginning of the waiver system each year through the trading deadline (October 19, 1993), any veteran who has acquired four years of pension credit is not subject to the waiver system if the club desires to release him. After the trading deadline, such players are subject to the waiver system.

Active/Inactive List

The Active/Inactive List is the principal status for players participating for a club. It consists of all players under contract who are eligible for preseason, regular-season, and postseason games. In 1993, teams will be permitted to open training camp with no more than 80 players under contract and thereafter must meet two mandatory roster reductions prior to the season opener. Teams will be permitted an Active List of 45 players and an Inactive List of eight players for each regular-season and postseason game during the 1993 season. Provided that a club has two quarterbacks on its 45-player Active List, a third quarterback from its Inactive List is permitted to dress for the game, but if he participates in the game, the other two quarterbacks are thereafter prohibited from playing. Teams are also permitted to establish Practice Squads of up to five players who are eligible to participate in practice, but these players remain free agents and are eligible to sign with any other team in the league.

- August 24 Roster reduction to 60 players
- August 30 Roster reduction to 47 players
- August 31 Teams may add six players for an Active/Inactive List total of 53 and establish a Practice Squad of up to five players

In addition to the squad limits described above, there also is an overall roster limit of 80 players that is applicable to players on a team's Active, Inactive, and Exempt Lists, and any players on the Practice Squad and on the Reserve List as Injured, Physically Unable to Perform, Non-Football Illness/Injury, and Suspended.

Reserve List

The Reserve List is a status for players who, for reasons of injury, retirement, military service, or other circumstances, are not immediately available for participation with a club. Players on Reserve/Injured are not eligible to practice or return to the Active/Inactive List in the same season that they are placed on reserve.

Players in the category of Reserve/Retired or Reserve/Did Not Report may not be reinstated during the period from 30 days before the end of the regular season through the postseason.

Trades

Unrestricted trading between the AFC and NFC is allowed in 1993 through October 19, after which trading will end until 1994.

NFL TERMINOLOGY

The term NFL Rookie is defined as a player who is in his first season of professional football and has not been on the roster of another professional football team for any regular-season or postseason games. A Rookie is designated by an "R" on NFL rosters. Players who have been active in another professional football league or players who have NFL experience, including either pre-season training camp or being on an active roster for fewer than three regular-season or postseason games, are termed NFL First-Year Players. An NFL First-Year Player is designated by a "1" on NFL rosters. Thereafter, a player on an NFL active roster for at least six regular-season or postseason games is credited with an additional year of NFL playing experience.

BRONCOS 1993 OPPONENTS

GAME 1

New York Jets

September 5 (Giants Stadium) 1:00 p.m.

TEAM COLORS: Kelly Green and White

ADDRESS: 1000 Fulton Avenue
Hempstead, NY 11550

PHONE: 516-538-6600

PRESIDENT/OWNER: Steve Gutman

HEAD COACH (CAREER RECORD): Bruce Coslett (18-30)

PUBLIC RELATIONS: Director - Frank Ramos

LAST PLAYOFF APPEARANCE: 1991

1992 RECORD (FINISH): 4-12 (4th AFC East)

'92 PRO BOWLERS: NA

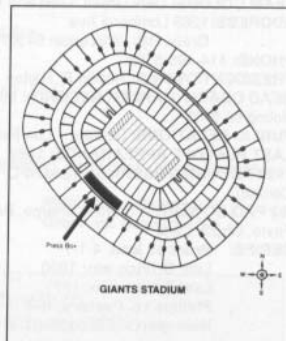
SERIES: Tied, 11-11-1

Last Bronco win: 1992

Last Jet win: 1986

Phillips vs. Jets: 0-0

Coslett vs. Broncos: 0-1



GAME 2

San Diego Chargers

September 12 (Mile High Stadium) 2:00 p.m.

See GAME 12

GAME 3

Kansas City Chiefs

September 20 (Arrowhead Stadium) 8:00 p.m.

TEAM COLORS: Red, Gold, and White

ADDRESS: One Arrowhead Drive
Kansas City, MO 64129

PHONE: 816-924-9300

PRESIDENT/OWNER: Carl Peterson

HEAD COACH (CAREER RECORD): Marty Schottenheimer (83-51-2)

PUBLIC RELATIONS: Director - Bob Moore,

Assistant - Jim Carr

LAST PLAYOFF APPEARANCE: 1992

1992 RECORD (FINISH): 10-6 (2nd AFC West)

'92 PRO BOWLERS: John Alt, Nick Lowery,

Niel Smith, Derrick Thomas

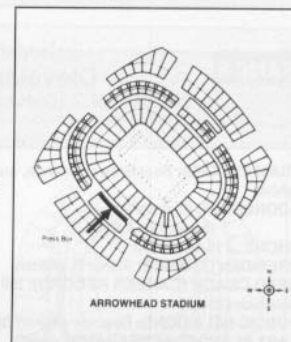
SERIES: Chiefs lead, 37-28

Last Bronco win: 1992

Last Chief win: 1992

Phillips vs. Chiefs: 0-0

Schottenheimer vs. Broncos: 2-8



GAME 4

Indianapolis Colts

October 3 (Mile High Stadium) 2:00 p.m.

TEAM COLORS: Royal Blue and White

ADDRESS: P.O. Box 535000, Indianapolis, IN 46253

PHONE: 317-297-2658

PRESIDENT/OWNER: Robert Irsay

HEAD COACH (CAREER RECORD): Ted Marchibroda (50-43)

PUBLIC RELATIONS: Director - Craig Kelley

LAST PLAYOFF APPEARANCE: 1987

1992 RECORD (FINISH): 9-7 (3rd AFC East)

'92 PRO BOWLERS: Rohn Stark, Clarence Verdin

SERIES: Broncos lead, 8-2

Last Bronco win: 1990

Last Colt win: 1988

Phillips vs. Colts: 0-0

Marchibroda vs. Broncos: 0-0

BRONCOS 1993 OPPONENTS

GAME 5

Green Bay Packers

October 10 (Lambeau Field) 6:30 p.m.

TEAM COLORS: Dark Green, Gold and White
ADDRESS: 1265 Lombardi Ave

Green Bay, Wisconsin 54307-0628

PHONE: 414-496-5703

PRESIDENT/OWNER: Robert E. Harlan

HEAD COACH (CAREER RECORD): Mike

Holmgren (9-7)

PUBLIC RELATIONS: Director - Lee Rammel

LAST PLAYOFF APPEARANCE: 1982

1992 RECORD (FINISH): 9-7 (2nd NFC

Central)

'92 PRO BOWLERS: Sterling Sharpe, Bret

Favre, Chuck Cecil

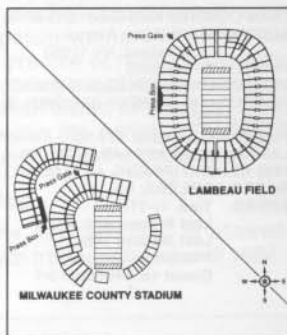
SERIES: Broncos lead, 4-1-1

Last Bronco win: 1990

Last Packer win: 1971

Phillips vs. Packers: 0-0

Holmgren vs. Broncos: 0-0



GAME 6

Los Angeles Raiders

October 18 (Mile High Stadium) 7:00 p.m.

See GAME 16

GAME 7

Seattle Seahawks

October 31 (Mile High Stadium) 2:00 p.m.

See GAME 11

GAME 8

Cleveland Browns

November 7 (Cleveland Stadium) 1:00 p.m.

TEAM COLORS: Seal Brown, Orange, and White

ADDRESS: 80 First Street

Berea, OH 44017

PHONE: 216-891-5000

PRESIDENT/OWNER: Arthur B. Modell

HEAD COACH (CAREER RECORD): Bill

Belichick (13-19)

PUBLIC RELATIONS: Director - Kevin Byrne

LAST PLAYOFF APPEARANCE: 1989

1992 RECORD (FINISH): 7-9 (3rd AFC

Central)

'92 PRO BOWLERS: NA

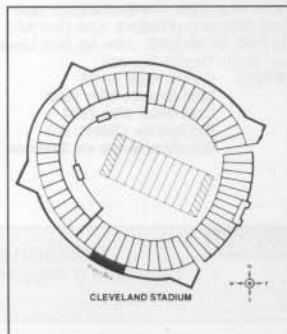
SERIES: Broncos lead, 11-5

Last Bronco win: 1992

Last Brown win: 1990

Phillips vs. Browns: 0-0

Belichick vs. Broncos: 0-2-0



BRONCOS 1993 OPPONENTS

GAME 9

Minnesota Vikings

November 14 (Mile High Stadium) 2:00 p.m.

TEAM COLORS: Purple, Gold, and White

ADDRESS: 9520 Viking Drive, Eden Prairie, MN 55344

PHONE: 612-828-6500

PRESIDENT/OWNER: Roger L. Headrick

HEAD COACH (CAREER RECORD): Dennis Green (11-5)

PUBLIC RELATIONS: Director - Dave Pelletier

LAST PLAYOFF APPEARANCE: 1992

1992 RECORD (FINISH): 11-5 (1st NFC Central)

'92 PRO BOWLERS: Randall McDaniel, Audray McMillian, Todd Scott, Henry Thomas,

Gary Zimmerman

SERIES: Vikings lead, 4-3

Last Bronco win: 1991

Last Viking win: 1990

Phillips vs. Vikings: 0-0

Green vs. Broncos: 0-0

GAME 10

Pittsburgh Steelers

November 21 (Mile High Stadium) 2:00 p.m.

TEAM COLORS: Black and Gold

ADDRESS: Three Rivers Stadium, 300 Stadium Circle, Pittsburgh, PA 15212

PHONE: 412-323-1200

PRESIDENT/OWNER: Daniel M. Rooney

HEAD COACH (CAREER RECORD): Bill Cowie (11-5)

PUBLIC RELATIONS: Director - Dan Edwards

LAST PLAYOFF APPEARANCE: 1992

1992 RECORD (FINISH): 11-5 (1st AFC Central)

'92 PRO BOWLERS: Barry Foster, Carlton Haselrig, Greg Lloyd, Neil O'Donnell, Rod

Woodson

SERIES: Broncos lead, 9-5-1

Last Bronco win: 1991

Last Steeler win: 1990

Phillips vs. Steelers: 0-0

Cowie vs. Broncos: 0-0

GAME 11

Seattle Seahawks

November 28 (Kingdom) 1:00 p.m.

TEAM COLORS: Blue, Green, and Silver

ADDRESS: 11220 N.E. 53rd Street

Kirkland, WA 98033

PHONE: 206-827-9777

PRESIDENT/OWNER: Ken Behring

HEAD COACH (CAREER RECORD): Tom

Flores (85-67)

PUBLIC RELATIONS: Gary Wright

LAST PLAYOFF APPEARANCE: 1988

1992 RECORD (FINISH): 2-14 (5th AFC West)

'92 PRO BOWLERS: Cortez Kennedy, Eugene

Robinson

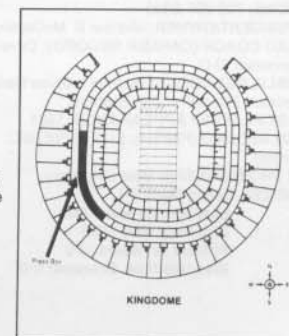
SERIES: Broncos lead, 19-12

Last Bronco win: 1992

Last Seahawk win: 1991

Phillips vs. Seahawks: 0-0

Flores vs. Broncos: 9-10



BRONCOS 1993 OPPONENTS

GAME 12

San Diego Chargers

December 5 (Jack Murphy Stadium) 2:00 p.m.

TEAM COLORS: Navy Blue, White, and Gold
ADDRESS: San Diego Jack Murphy Stadium

P.O. Box 609
San Diego, CA 92160-9609

PHONE: 619-280-2111

PRESIDENT/OWNER: Alex G. Spanos

HEAD COACH (CAREER RECORD): Bobby Ross (11-5)

PUBLIC RELATIONS: Director – Bill Johnston

LAST PLAYOFF APPEARANCE: 1992

1992 RECORD (FINISH): 11-5 (1st AFC West)

'92 PRO BOWLERS: Gill Byrd, Ronnie Harmon, Stan Humphries, Anthony Miller, Leslie O'Neal, Junior Seau

SERIES: Broncos lead, 34-31-1

Last Bronco win: 1992

Last Charger win: 1992

Phillips vs. Chargers: 0-0

Ross vs. Broncos: 1-1



SAN DIEGO JACK MURPHY STADIUM

GAME 13

Kansas City Chiefs

December 12 (Mile High Stadium) 2:00 p.m.
See GAME 3

GAME 14

Chicago Bears

December 18 (Soldier Field) 11:30 a.m.

TEAM COLORS: Navy Blue, Orange, and White

ADDRESS: Halas Hall
250 North Washington
Lake Forest, IL 60045

PHONE: 708-295-6600

PRESIDENT/OWNER: Michael B. McCaskey

HEAD COACH (CAREER RECORD): Dave Wannstedt (0-0)

PUBLIC RELATIONS: Director – Bryan Harlan, Assistant Director – John Bostrom

LAST PLAYOFF APPEARANCE: 1991

1992 RECORD (FINISH): 5-11 (T-3rd NFC Central)

'92 PRO BOWLERS: Mike Singletary

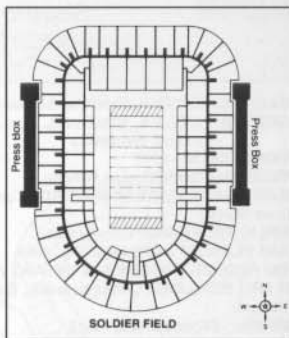
SERIES: Bears lead, 5-4

Last Bronco win: 1986

Last Bear win: 1990

Phillips vs. Bears: 0-0

Wannstedt vs. Broncos: 0-0



SOLDIER FIELD

BRONCOS 1993 OPPONENTS

GAME 15

Tampa Bay Buccaneers

December 26 (Mile High Stadium) 2:00 p.m.

TEAM COLORS: Florida Orange, White, and Red

ADDRESS: One Buccaneer Place
Tampa, FL 33607

PHONE: 813-870-2700

PRESIDENT/OWNER: Hugh Culverhouse

HEAD COACH (CAREER RECORD): Sam Wyche (58-69)

PUBLIC RELATIONS: Director – Rick Odioso

LAST PLAYOFF APPEARANCE: 1982

1992 RECORD (FINISH): 5-11 (T-3rd NFC Central)

'92 PRO BOWLERS: NA

SERIES: Broncos lead, 2-0

Last Bronco win: 1981

Last Buccaneer win: NA

Phillips vs. Buccaneers: 0-0

Wyche vs. Broncos: 0-2

GAME 16

Los Angeles Raiders

January 2 (Los Angeles Coliseum) 1:00 p.m.

TEAM COLORS: Silver and Black

ADDRESS: 332 Center Street
El Segundo, CA 90245

PHONE: 310-322-3451

PRESIDENT/OWNER: Al Davis

HEAD COACH (CAREER RECORD): Art Shell (35-25)

PUBLIC RELATIONS: Director – Al LoCasale

LAST PLAYOFF APPEARANCE: 1991

1992 RECORD (FINISH): 7-9 (4th AFC West)

'92 PRO BOWLERS: Howie Long, Terry McDaniel

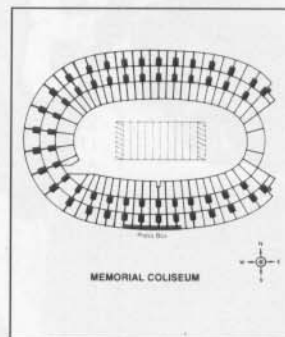
SERIES: Raiders lead, 44-19-2

Last Bronco win: 1992

Last Raider win: 1992


Phillips vs. Raiders: 0-0

Shell vs. Broncos: 6-1



MEMORIAL COLISEUM

THE 1992 SEASON



WIDE RECEIVER SHANNON SHARPE LED THE BRONCOS IN RECEPTIONS LAST SEASON. HE AND HIS BROTHER STERLING, OF THE PACKERS, BECAME THE FIRST BROTHER COMBO TO LEAD THEIR TEAMS IN RECEIVING IN THE SAME YEAR. SHANNON WAS ALSO SELECTED TO THE PRO BOWL.

FINAL STATISTICS

DENVER BRONCOS STATISTICS

WON 8, LOST 8

Date	Result	Score	Opponent	Attend.
Sept 6	W	17-13	L.A. Raiders	75,418
Sept 13	W	21-13	San Diego	74,367
Sept 20	L	0-30	at Philadelphia	65,833
Sept 27	W	12-0	at Cleveland	78,064
Oct 4	W	20-19	Kansas City	75,629
Oct 12	L	3-34	at Washington	56,371
Oct 18	W	27-21	Houston	74,827
Oct 25	L	21-24	at San Diego	53,576
Nov 8	W	27-16	New York Jets	74,678
Nov 15	W	27-13	New York Giants	75,269
Nov 22	L	0-24	at L.A. Raiders	50,011
Nov 30	L	13-16 OT	at Seattle	51,612
Dec 6	L	27-31	Dallas	74,946
Dec 12	L	17-27	at Buffalo	71,740
Dec 20	W	10-6	Seattle	72,570
Dec 27	L	20-42	at Kansas City	76,240

	Broncos	Opponents
TOTAL FIRST DOWNS	234	283
Rushing	84	105
Passing	135	156
Penalty	15	22
3rd Down: Made/Att	67/208	81/222
3rd Down Pct.	32.2	36.5
4th Down: Made/Att	5/11	5/13
4th Down Pct.	45.5	38.5
POSSESSION AVG.	28:14	31:46
TOTAL NET YARDS	4430	5083
Avg. Per Game	276.9	317.7
Total Plays	928	1001
Avg. Per Play	4.8	5.1
NET YARDS RUSHING	1500	1963
Avg. Per Game	93.8	122.7
Total Rushes	403	489
NET YARDS PASSING	2930	3120
Avg. Per Game	183.1	195.0
Sacked/Yards Lost	52/382	50/317
Gross Yards	3312	3437
Att./Completions	473/258	462/268
Completion Pct.	54.5	58.0
Had Intercepted	29	15
PUNTS/AVERAGE	85/43.6	78/43.3
NET PUNTING AVG.	85/37.7	78/36.2
PENALTIES/YARDS	98/768	96/715
FUMBLES/BALL LOST	29/15	33/16
TOUCHDOWNS	29	35
Rushing	11	10
Passing	16	21
Returns	2	4

SCORE BY PERIODS

TEAM	Q1	Q2	Q3	Q4	OT	PTS
BRONCOS	61	40	63	98	0	262
OPPONENTS	51	121	74	80	3	329

SCORING

	TD-Ru-Pa-Rt	PAT	FG	S	PTS
Treadwell	0 0 0 0	28/28	20/24	0	88
Jackson	8 0 8 0	0/0	0/0	0	48
Lewis	4 4 0 0	0/0	0/0	0	24

Rivers	4	3	1	0	0/0	0/0	0	24
Elway	2	2	0	0	0/0	0/0	0	12
Green	2	2	0	0	0/0	0/0	0	12
V. Johnson	2	0	2	0	0/0	0/0	0	12
Sharpe	2	0	2	0	0/0	0/0	0	6
Brooks	1	0	0	1	0/0	0/0	0	6
Henderson	1	0	0	1	0/0	0/0	0	6
R. Johnson	1	0	1	0	0/0	0/0	0	6
Marshall	1	0	1	0	0/0	0/0	0	6
Tillman	1	0	1	0	0/0	0/0	0	6
Daluiso	0	0	0	0	0/0	0/1	0	0
TEAM	29	11	16	2	28/29	20/25	0	262
OPPONENTS	35	10	21	4	35/35	28/38	0	329

SACKS: Fletcher 16.0, Mecklenburg 7.5, Dronett 6.5, Kragen 5.5, Croel 5.0, Mills 2.0, Sochia 1.5, Walker 1.5, Atwater 1.0, Lang 1.0, Traylor 1.0, Holmes 0.5, TEAM 50.0, OPPONENTS 52.0.

RUSHING

	No.	Yds	Avg	Long	TD
Green	161	648	4.0	t67	2
Rivers	74	282	3.8	48	3
Lewis	73	268	3.7	22	4
Elway	34	94	2.8	9	2
S. Smith	23	94	4.1	15	0
Marshall	11	56	5.1	16	0
Moore	8	39	4.9	11	0
Maddox	9	20	2.2	11	0
R. Johnson	2	7	3.5	8	0
Jackson	3	-1	-3	1	0
Perryman	3	-1	-3	1	0
Sharpe	2	-6	-3.0	-3	0
TEAM	403	1500	3.7	67	11t
OPPONENTS	489	1963	4.09	37	10

PASSING

	Att	Cmp	Yds	Cmp%	Yds/Att	TD
Elway	316	174	2242	55.1	7.09	10
Maddox	121	66	757	54.5	6.26	5
Moore	34	17	232	50.0	6.82	0
Lewis	1	0	0	0.0	0.00	0
Marshall	1	1	81	100.0	81.00	1
TEAM	473	258	3312	54.5	7.00	16
OPPONENTS	462	268	3437	58.0	7.44	21

	TD%	Int	Int%	Long	Sack/ Lost	Rating
Elway	3.2	17	5.4	t80	36/272	65.7
Maddox	4.1	9	7.4	38	10/60	56.4
Moore	0.0	3	8.8	40	6/50	35.4
Lewis	0.0	0	0.0	0	0/0	39.6
Marshall	100.0	0	0.0	t81	0/0	158.3
TEAM	3.4	29	6.1	t81	52/382	62.4
OPPONENTS	4.5	15	3.2	72	50/317	83.0

RECEIVING

	No.	Yds	Avg	Long	TD
Sharpe	53	640	12.1	55	2
Jackson	48	745	15.5	t51	8
Rivers	45	449	10.0	37	1
Marshall	26	493	19.0	t80	1
V. Johnson	24	294	12.3	40	2
Tillman	12	211	17.6	t81	1
Russell	12	140	11.7	22	0
R. Johnson	10	139	13.9	48	1
Green	10	79	7.9	33	0
Kay	7	56	8.0	15	0

Lewis	4	30	7.5	16	0
Jones	3	17	5.7	16	0
Perryman	2	15	7.5	9	0
Young	1	11	11.0	11	0
Do. Widell	1	-7	-7.0	-7	0
TEAM	258	3312	12.8	t81	16
OPPONENTS	268	3437	12.8	72	21

INTERCEPTIONS

	No.	Yds	Avg	Long	TD
Henderson	4	79	19.8	t46	1
D. Smith	4	10	2.5	8	0
Braxton	2	54	27.0	40	0
Atwater	2	22	11.0	22	0
Lang	1	26	26.0	26	0
Brooks	1	17	17.0	17	0
Dimry	1	2	2.0	2	0
TEAM	15	210	14.0	t46	1
OPPONENTS	29	567	19.6	69	3

PUNTING

	No.	Yds	Avg	Net	TB	In 20	Lg	B
Horan	37	1681	45.4	40.2	1	7	62	1
Rodriguez	TM 25	1066	42.6	35.4	3	4	55	0
Parker	12	491	40.9	31.9	1	1	61	0
Daluiso	10	467	46.7	40.7	1	2	67	0
TEAM	85	3705	43.6	37.7	6	14	67	1
OPPONENTS	78	3380	43.3	36.2	10	19	73	1

PUNT RETURNS

	Ret	FC	Yds	Avg	Long	TD
Marshall	33	16	349	10.6	47	0
Dimry	1	0	4	4.0	4	0
TEAM	34	16	353	10.4	47	0
OPPONENTS	39	16	382	9.8	42	0

KICKOFF RETURNS

	No.	Yds	Avg	Long	TD
Green	5	76	15.2	20	0
R. Johnson	2	47	23.5	34	0
Marshall	8	132	16.5	21	0
Montgomery	21	466	22.2	64	0
Oliver	1	20	20.0	20	0
Robinson	LG 4	89	22.3	26	0
Robinson	TM 4	89	22.3	26	0
Russell	7	154	22.0	33	0
S. Smith	2	31	15.5	21	0
Traylor	1	13	13.0	13	0
TEAM	51	1028	20.2	64	0
OPPONENTS	13	254	19.5	47	0

FIELD GOALS

	1-19	20-29	30-39	40-49	50+
Treadwell	1/1	9/10	6/8	4/5	0/0
Daluiso	0/0	0/0	0/0	0/0	0/1
TEAM	1/1	9/10	6/8	4/5	0/1
OPPONENTS	1/1	7/7	14/17	3/8	3/5

Treadwell: (39G) () (49N,33N) (23G,44G,32G,20G) (41G,22G,31B) (38G) (45G,28G) () (37G,23G) (25G,46G) (23B) (28G,36G) () (26G) (30G) (27G,19G)

Daluiso: (54B) () () () () () () () () () () () () () () ()

OPPONENTS: (41G,34G) (37B,20G,27G) (50G,27G,35G) () (44G,36G,49N,26G,33G) (43G,46N,36G) (43N) (52N,37G) (27G,19G,52N,40B,36G) (30G,38G) (51G,46N) (30G,33G,33N,32G) (53G,32N) (29G,25G) (34G,36G) ()

DEFENSIVE STATISTICS

FINAL REGULAR SEASON

Official Coaches Statistics - (Tackles and Assists) - through sixteen games
All Other Statistics compiled from Press Box Statistics - through sixteen games

	Yds.									
	Tackles	Assists	Total	Sacks	Lost	Int.	Yds.	PD	FR	FF
Atwater	76	76	152	1	10	2	22	12	3	2
Braxton	53	44	97	0	0	2	54	16	0	0
Brooks	106	61	167	0	0	1	17	2	2	3
Croel	70	31	101	5	42	0	0	4	1	2
Dimry	43	13	56	0	0	1	2	13	0	0
Dronett	27	22	49	6.5	32	0	0	5	2	1
Fletcher	64	36	100	16	97	0	0	9	0	5
Geater	0	1	1	0	0	0	0	0	0	0
Granby	2	1	3	0	0	0	0	0	0	0
Henderson	43	13	56	0	0	4	79	10	0	1
Kragen	65	36	101	5.5	41	0	0	3	0	2
Lang	31	18	49	1	10	1	26	8	1	1
Mecklenburg	80	35	115	7.5	46	0	0	4	0	2
Mills	14	8	22	2	19	0	0	3	2	0
Montgomery	13	16	29	0	0	0	0	2	1	0
D. Smith	72	55	127	0	0	4	10	12	2	0
Robinson	2	0	0	0	0	0	0	0	0	0
Sochia	24	15	39	1.5	11	0	0	0	0	1
Traylor	21	18	39	1	14	0	0	1	0	1
Walker	20	29	49	1.5	15	0	0	1	2	0

Blocked Field Goals or Punts

M. Oliver, blocked field goal, San Diego Chargers (9/13/92)

F. Robinson, blocked punt, Houston Oilers (10/18/92)

D. Smith, blocked field goal, New York Jets (11/18/92)

1992 DENVER BRONCO MISCELLANEOUS STATISTICS (Final; 8-8-0)

DRIVE ENGINEERING

Quarterback	Drives Started	Drives Ended By	TD	FG	FGA	PNT	DWN	TRN	SAF	CLK	RPL
JOHN ELWAY	132	18	15	4	59	2	26	0	8	0	0
TOMMY MADDOX	39	3	4	1	17	1	7	0	6	0	0
SHAWN MOORE	1	0	0	0	1	0	0	0	0	0	0
MADDOX/MOORE*	26	6	1	0	8	0	10	0	1	0	0
DENVER.....	198	27	20	5	85	3	43	0	15	0	0
Opponents...	195	31	28	10	78	7	30	0	11	0	0

Quarterback	Points Yielded	Pts./ Drive	Drive Efficiency
JOHN ELWAY	171	1.30	25.0%
TOMMY MADDOX	33	0.85	17.9%
SHAWN MOORE	0	0.00	0.0%
MADDOX/MOORE*	44	1.69	26.9%
DENVER.....	248	1.25	23.7%
Opponents...	301	1.54	30.3%

(*alternated snaps versus Dallas)

FIRST DOWN TENDENCIES

Team	Rushing Plays	Yards	Avg.	Passing Plays	Yards	Avg.
DENVER.....	222	792	3.6	172	1072	6.2
Opponents...	257	1095	4.3	174	1096	6.3

Team	Overall Plays	Yards	Avg.	Times Gained	10+	5+	2+	0	Neg.
DENVER.....	394	1864	4.7	64	134	210	96	46	40
Opponents...	431	2191	5.1	77	150	208	95	40	40

YARDS GAINED BY DOWN

Team	1st Down			2nd Down			3rd Down		
	Att	Yds.	Avg.	Att	Yds.	Avg.	Att	Yds.	Avg.
DENVER.....	394	1864	4.7	316	1548	4.9	208	1008	4.8
Opponents.....	431	2191	5.1	335	1738	5.2	222	1105	5.0

Team	4th Down			Season		
	Att	Yds.	Avg.	Att	Yds.	Avg.
DENVER.....	11	10	0.9	928	4430	4.8
Opponents.....	13	49	3.7	1001	5083	5.1

THIRD DOWN EFFICIENCY ANALYSIS

Team 3rd &:	1	2	3	4	5	6	7	8
DENVER.....	22-30	5-14	6-8	4-11	8-19	6-12	6-13	2-23
Opponents.....	12-22	11-18	7-12	7-13	8-15	6-16	5-25	6-23

Team 3rd &:	9	10	11+	Rush	Total
DENVER.....	0-12	3-17	5-49	22-53	67-208
Opponents.....	6-14	7-20	6-44	30-59	81-222

TURNOVER EXCHANGE

DENVER'S 44 turnovers led to 112 Opponent points (34.0% of Opponent's total points (329), and figured directly into four losses: San Diego, Seattle, Dallas, Kansas City.

OPPONENTS' 31 turnovers led to 71 Denver points (27.1% of Denver's total points (262), and figured directly into three wins: L.A. Raiders, N.Y. Jets, Seattle.

AVERAGE STARTING FIELD POSITION

	Denver	Opponent
Drives Started.....	198	195
Cumulative Starting Yardlines.....	5699	6430
Average Field Position.....	D29	O33
Drives Started In Plus Territory.....	22	37
Resulting Scores.....	13	25

SCORING PERCENTAGE INSIDE-THE-20

	Denver	Opponent
Times Penetrated Opponent 20.....	42	54
Total Scores.....	31	43
Touchdowns.....	16	22
Field Goals.....	15	21
Turnovers.....	6	7
Ran Out Clock Not Trying To Score.....	1	0
Scores From Outside the 20.....	16	16
Scoring Percentage.....	73.8	89.6

FIRST DOWNS EARNED

Player	Rush	Pass	Rec'd	Total
ELWAY.....	13	90	0	103
MADDOX.....	1	35	0	36
RIVERS.....	21	0	16	37
JACKSON.....	0	0	34	34
SHARPE.....	0	0	26	26
GREEN.....	20	0	3	23
LEWIS.....	21	0	1	22
MARSHALL.....	1	1	17	19
V. JOHNSON.....	0	0	15	15
MOORE.....	3	9	0	12
RUSSELL.....	0	0	8	8
TILLMAN.....	0	0	8	8
S. SMITH.....	4	0	0	4
R. JOHNSON.....	0	0	3	3
KAY.....	0	0	2	2
JONES.....	0	0	1	1
YOUNG.....	0	0	1	1

(one awarded to the passer and receiver on a pass completion).

YARDS LOST DUE TO PENALTIES

	Denver	Opponent
*Times Penalized After Gain.....	24	22
Yards Lost Due To Penalties.....	287	251
Touchdowns Called Back.....	2	1
Field Goals Negated.....	0	0
First Downs Lost.....	10	13

(*when team is on offense only.)

KICKOFF ANALYSIS

Kicker	Total	No. Ret.	TB	EZ+	SQB	FC	OB	ONS
BRAD DALUIISO.....	64	12	53	33	0	0	0	(2)
Opponents.....	76	52	23	4	0	0	1	(0)

Kicker	Opp. OSY	OSY Ret.	ASY O 20	ASY Ret.
BRAD DALUIISO.....	1283	243	O 20	O 20
Opponents.....	1784	1289	D 23	D 25

(Key: **OSY** – Opponent Starting Yardlines; **ASY** – Average Starting Yardline;
Ret. – averages using returned kicks only. NOTE: Onside kicks are not included;
Out-of-bounds kicks are.)

GOAL LINE STANDS

Team	Opponent Situations	GTG	Opp. Scores Total TC FG	Opponent GTG Plays	Defense Held	Stop Pct.
DENVER DEFENSE....	21	16	14 2	48	34	70.8
Opponent Defense.....	17	15	11 4	41	30	73.2

BRONCOS TENTATIVE DEPTH CHART

OFFENSE

WR	82 Vance Johnson	87 Cedric Tillman	85 Derek Russell
	80 Deval Glover	10 Melvin Bonner	17 Greg Primus
LT	78 Don Maggs	63 Frank Pollack	
LG	62 Jeff Davidson	75 Brian Habib	
C	72 Keith Kartz	61 Bob Meeks	79 Dave Widell
RG	67 Doug Widell	66 Chuck Johnson	60 Dean Kirkland
RT	68 Russell Freeman	65 Olaf Hampel	
TE	89 Reggie Johnson	84 Shannon Sharpe	88 Jerry Evans
	98 Clarence Williams	95 Neil Auer	97 Rick Daly
WR	86 Arthur Marshall	83 Emile Harry	81 Kitrick Taylor
	32 Kevin Williams	11 Tony Kimbrough	19 Brian Stablein
QB	7 John Elway	8 Tommy Maddox	12 Shawn Moore
	14 Mike Perez		
RB	33 Rod Bernstine	20 Greg Lewis	22 Glyn Milburn
	35 Travis Sims		
RB	38 Reggie Rivers	39 Robert Delpino	37 Anthony Lynn
	30 Steve Sewell		

DEFENSE

LE	99 Shane Dronett	92 Ron Geater	94 Jeff Robinson
NT	71 Greg Kragen	74 Danny Noonan	
RE	96 Kenny Walker	91 Willie Oshodin	90 Dan Williams
	69 Frank Boudreaux		
LOLB	51 Mike Croel	59 Tim Lucas	93 Ronnie Haliburton
LILB	77 Karl Mecklenburg	57 David Wyman	
RILB	52 Jeff Mills	50 John Sullins	58 Matt Wingo
ROLB	73 Simon Fletcher	55 John Kacherski	
LCB	34 Tyrone Braxton	21 Le-Lo Lang	36 Frank Robinson
RCB	29 Charles Dimry	24 Wyman Henderson	42 Muhammad Oliver
	23 Eric Coleman		
SS	49 Dennis Smith	31 Rondell Jones	
FS	27 Steve Atwater	42 Michael A. Brooks	40 Darryl Hall

SPECIALISTS

P	2 Mike Horan	1 Jason Elam	16 Tom Rouen
K	9 David Treadwell	5 Brad Daluiso	1 Jason Elam
PS	79 Dave Widell	72 Keith Kartz	
KS	72 Keith Kartz	79 Dave Widell	
KH	8 Tommy Maddox	7 John Elway	
PR	86 Arthur Marshall	6 Glyn Milburn	
KR	86 Arthur Marshall	6 Glyn Milburn	

PRONUNCIATION GUIDE (All players listed alphabetically)

Rod Bernstine (Bern-steen)
Mike Croel (KROLL)
Ron Geater (GAY-ter)
Brian Habib (Ha-BEEB)
Le-Lo (LEE-lo) Lang
Greg Primus (PREE-mus)
Tom Rouen (RuIn)
Dave and Doug Widell (WY-dell)

DENVER BRONCOS 1993 VETERAN ROSTER

No.	Name	Pos.	Ht.	Wt.	Birthdate	NFL Exp.	College	Hometown	How Acq.	'92 Games/ Starts
27	Atwater, Steve	S	6-3	217	10/28/66	5	Arkansas	Chicago, IL.	D1 '89	15/15
33	Bernstine, Rod	RB	6-3	238	02/08/65	7	Texas A & M	Bryan, TX.	UFA(SD) '93	9/1
*34	Braxton, Tyrone	CB	5-11	185	12/17/64	7	No. Dakota State	Madison, WI.	D12 '87	16/14
42	Brooks, Michael A.	S	6-0	189	03/12/67	3	North Carolina State	Greensboro, N.C.	FA '93	0
23	Coleman, Eric	CB	6-0	190	12/27/66	3	Wyoming	Denver, CO.	FA '93	0
51	Croel, Mike	LB	6-3	231	06/06/69	3	Nebraska	Detroit, MI.	D1 '91	16/16
5	Daluiso, Brad	K	6-2	207	12/31/67	3	UCLA	San Diego, CA.	WVR '92	16/0
62	Davidson, Jeff	G	6-5	309	10/03/67	4	Ohio State	Akron, OH.	D'sa '90	16/16
39	Delpino, Robert	RB	6-0	205	11/02/65	6	Missouri	Dodge City, KS.	UFA(Ram) '93	10/4
*29	Dimry, Charles	CB	6-0	175	01/31/66	7	Nevada - Las Vegas	San Diego, CA.	PB '91#	16/8
99	Dronett, Shane	DE	6-6	275	01/12/71	2	Texas	Orange, TX.	D2 '92	16/2
7	Elway, John	QB	6-3	215	06/28/60	11	Stanford	Port Angeles, WA.	T(Balt) '83	12/12
73	Fletcher, Simon	LB	6-5	240	02/18/62	9	Houston	Bay City, TX.	D2b '85	16/16
*68	Freeman, Russell	T	6-7	290	09/02/69	2	Georgia Tech	Homestead, PA.	FA '92	16/16
*92	Geater, Ron	NT	6-6	270	04/23/69	2	Iowa	Cedar Rapids, IA.	D7 '92	3/0
75	Habib, Brian	T	6-7	292	12/02/64	5	Washington	Ellensburg, WA.	UFA(Min) '93	16/15
93	Haliburton, Ronnie	LB	6-4	230	04/14/68	3	LSU	Port Arthur, TX.	D6 '90	0
83	Harry, Emile	WR	5-11	186	04/05/63	8	Stanford	Los Angeles, CA.	FA '93	11/0
*24	Henderson, Wymon	CB	5-10	186	12/15/61	7	Nevada - Las Vegas	N. Miami Beach, FL.	FA '89	15/12
2	Horan, Mike	P	5-11	190	02/01/59	10	Long Beach State	Orange, CA.	FA '86	7/0
66	Johnson, Chuck	T	6-5	275	05/22/69	2	Texas	Freeport, TX.	DS '92	16/0
89	Johnson, Reggie	TE	6-2	256	01/27/68	3	Florida St.	Pensacola, FL.	D2 '91	15/6
82	Johnson, Vance	WR	5-11	185	03/13/63	9	Arizona	Trenton, N.J.	D2a '85	11/6
*55	Kacherski, John	LB	6-3	240	06/27/67	2	Ohio State	Riverhead, NY.	FA '92	7/0
72	Kartz, Keith	C	6-4	270	05/05/63	7	California	Las Vegas, NV.	FA '87	15/15
*71	Kragen, Greg	NT	6-3	265	03/04/62	9	Utah State	Chicago, IL.	FA '85	16/16
*21	Lang, Le-Lo	CB	5-11	185	01/23/67	4	Washington	Los Angeles, CA.	D5b '90	16/0
20	Lewis, Greg	RB	5-10	214	08/10/69	3	Washington	Port St. Joe, FL.	D5 '91	16/2

*59	Lucas, Tim	LB	6-3	230	04/03/61	7	California	Stockton, CA.	FA '87	9/0
8	Maddox, Tommy	QB	6-4	195	09/02/71	2	UCLA	Shreveport, LA.	D1 '92	13/4
78	Maggs, Don	T	6-5	290	11/01/61	8	Tulane	Youngstown, OH.	UFA(Hou) '93	16/14
*86	Marshall, Arthur	WR	5-11	174	04/29/69	2	Georgia	Ft. Gordan, GA.	FA '92	16/1
*77	Mecklenburg, Karl	LB	6-3	235	09/01/60	11	Minnesota	Edina, MN.	D12 '83	16/16
61	Meeks, Bob	C	6-2	279	05/28/69	2	Auburn	Andalusia, AL.	D10 '92	0
*52	Mills, Jeff	LB	6-3	250	10/08/68	4	Nebraska	Montclair, N.J.	WVR '90	14/0
12	Moore, Shawn	QB	6-2	213	04/04/68	2	Virginia	Martinsville, VA.	D11 '91	3/0
74	Noonan, Danny	DT	6-4	275	07/14/65	7	Nebraska	Lincoln, NB.	FA '93	6/0
26	Oliver, Muhammad	DB	5-11	170	03/12/69	2	Oregon	Brooklyn, NY.	D9 '92	3/0
91	Oshodin, Willie	DE	6-4	260	09/16/69	3	Villanova	Benn City, Nigeria	FA '92	0
63	Pollack, Frank	G/T	6-5	285	11/05/67	4	Northern Arizona	Phoenix, AZ.	PB '92	0
38	Rivers, Reggie	RB	6-1	215	02/22/68	3	SW Texas State	Dayton, OH.	FA '91	16/3
36	Robinson, Frank	CB	5-11	174	01/11/69	2	Boise State	Newark, NJ.	D5 '92	12/0
85	Russell, Derek	WR	6-0	179	06/22/69	3	Arkansas	Little Rock, AR.	D4 '91	12/7
30	Sewell, Steve	RB	6-3	210	04/02/63	9	Oklahoma	San Francisco, CA.	D1 '85	0
84	Sharpe, Shannon	TE	6-2	230	06/26/68	4	Savannah State	Glennville, GA.	D7 '90	16/11
59	Smith, Dennis	S	6-3	200	02/03/59	13	So. California	Santa Monica, CA.	D1 '81	16/16
*50	Sullivan, John	LB	6-1	225	09/07/69	2	Alabama	Oxford, MS.	FA '92	6/0
81	Taylor, Kitrick	WR	5-11	189	07/22/64	6	Washington State	Pomona, CA.	FA '93	10/0
*87	Tillman, Cedric	WR	6-2	204	07/22/70	2	Alcorn State	Gulfport, MS.	D11 '92	9/1
9	Treadwell, David	K	6-1	180	02/27/67	5	Clemson	Columbia, S.C.	T(Phx) '89	16/0
96	Walker, Kenny	DE	6-3	260	04/06/67	3	Nebraska	Crane, TX.	D8 '91	15/15
*79	Widell, Dave	C/T	6-6	292	05/14/65	6	Boston College	Hartford, CT.	T(Dal) '91	16/1
67	Widell, Doug	G	6-4	287	09/23/66	5	Boston College	Hartford, CT.	D2a '89	16/16
57	Wyman, David	LB	6-2	248	03/31/64	7	Stanford	Kirkland, WA.	UFA '93	11/11

* - indicates option payout; subject to developments.
- indicates unrestricted free agents.

HOW THE BRONCOS WERE BUILT

Year	Draft	Trades	Free Agents/ Waivers
1981 10-6-0 2nd, AFC West	SS Dennis Smith (1)		
1983 9-7-0 3rd, AFC West	LB Karl Mecklenburg (12)	QB John Elway (from Baltimore)	
1985 11-5-0 2nd, AFC West	RB Steve Sewell (1)IR WR Vance Johnson (2a) LB Simon Fletcher (2b)		NT Greg Kragen*
1986 11-5-0 1st, AFC West AFC Champions			P Mike Horan**IR
1987 10-4-1 1st, AFC West AFC Champions	CB Tyrone Braxton (12)		G/C Keith Kartz** LB Tim Lucas**
1989 11-5-0 1st, AFC West	S Steve Atwater (1) G Doug Widell (2a)		CB Wymon Henderson (PB) K David Treadwell**
1990 5-11 5th, AFC West	G Jeff Davidson (5a) CB Le-Lo Lang (5b) LB Ronnie Haliburton (6)IR WR Shannon Sharpe (7)	OL Dave Widell (from Dallas)	LB Jeff Mills** (Waiv)
1991 12-4 1st, AFC West	LB Mike Croel (1) TE Reggie Johnson (2) WR Derek Russell (4)IR RB Greg Lewis (5) DE Kenny Walker (8) QB Shawn Moore (11)		CB Charles Dimry (PB) RB Reggie Rivers*
1992	QB Tommy Maddox (1) DE Shane Dronett (2) OT Chuck Johnson (4) CB Frank Robinson (5) DE Ron Geater (7a) CB Muhammad Oliver (9)PS C/T Bob Meeks (10) WR Cedric Tillman (11)		K Brad Daluiso** OT Russell Freeman* LB John Kacherski* WR Arthur Marshall* OT Frank Pollack (PB) LB John Sullins*

Number in parenthesis after draft choices indicates the round in which the player was taken.

* - indicates player was a rookie free agent when he joined the Broncos.

** - indicates player was an NFL veteran or had been in other camps before joining the Broncos.

PB - indicates player was a Plan B free agent.

PS - indicates player is on Practice Squad.

IR - indicates player is on Injured Reserve.

DENVER BRONCOS 1993 FIRST-YEAR ROSTER

Name	Pos.	Ht.	Wt.	Birthdate	College	Hometown	How Acq.
Auer, William	TE	6-4	245	02/24/70	North Carolina State	Eden, N.C.	FA '93
Bonner, Melvin	WR	6-3	207	02/18/70	Baylor	Hempstead, TX.	D6 '93
Boudreaux, Frank	DL	6-5	273	06/20/70	Northwestern	Honolulu, HI.	FA '93
Daly, Richard	TE	6-5	240	01/17/70	UCLA	Urbana, IL.	FA '93
Elam, Jason	P/k	5-11	192	03/08/70	Hawaii	Fl. Walton Beach, FL.	D3b '93
Evans, Jerry (1)	TE	6-4	250	09/28/68	Toledo	Lorain, OH.	FA '93
Glover, Deval (1)	WR	6-0	181	09/12/66	Syracuse	Troy, N.Y.	FA '93
Hall, Darryl	S	6-2	210	08/01/66	Washington	Oscoda, MI.	FA '93
Jones, Rondell	OL	6-6	305	06/24/67	No College	Essen, Germany	FA '93
Kimbrough, Antonius	S	6-2	210	05/07/71	North Carolina	Sunderland, MA.	FA '93
Kirkland, Dean (1)	G	6-2	290	01/04/68	Jackson State	Weir, MS.	D3a '93
Lynn, Anthony (1)	RB	6-3	230	12/21/68	Washington	Vancouver, WA.	D7b '93
Milburn, Glyn	RB	5-8	171	02/19/71	Texas Tech	McKinney, TX.	FA '93
Perez, Michael (1)	QB	6-2	215	03/07/65	Stanford	Santa Monica, CA.	D2 '93
Primus, Greg	WR	5-11	185	10/20/70	San Jose State	Denver, CO.	FA '93
Robinson, Jeff	DE	6-4	265	02/20/70	Colorado State	Kennewick, WA.	FA '93
Rouen, Tom (1)	P	6-3	225	06/09/68	Idaho	Hindsdale, IL.	D4 '93
Sims, Travis	RB	5-10	225	01/28/70	Hawaii	Burien, WA.	FA '93
Stablein, Brian	WR	6-1	185	04/14/70	Ohio State	Erie, PA.	D8 '93
Williams, Clarence	TE	6-2	240	08/07/69	Washington State	Los Angeles, CA.	D7a '93
Williams, Dan	TE	6-4	278	12/15/69	Toledo	Ypsilanti, MI.	D1 '93
Williams, Kevin	RB	6-1	212	02/17/70	UCLA	Marshall, TX.	D5 '93
Wingo, Matt	LB	6-0	230	06/24/69	Texas Tech	Houston, TX.	FA '93

TOP PERFORMANCES OF 1992

INDIVIDUAL

RUSHING

Attempts	20	– Green at Seattle (11/30)
Yards	98	– Green vs. Houston (10/18)

PASSING

Attempts	39	– Elway at San Diego (10/25)
Completions	23	– Elway vs. Kansas City (10/4)
Completion pct.....	.692	– Maddox at L.A. Raiders (11/22)
	.692	– Maddox vs. N.Y. Giants (11/15)
Yards	311	– Elway vs. Kansas City (10/4)
Touchdowns	3	– Maddox vs. Dallas (12/6)

RECEIVING

Receptions.....	9	– Rivers at San Diego (10/25)
	9	– Sharpe at Washington (10/12)
	9	– Sharpe vs. Kansas City (10/4)
Yards	134	– Marshall vs. N.Y. Jets (11/8)

TACKLES

Tackles	12	– Brooks vs. Dallas (12/6)
Assists	12	– Atwater vs. San Diego (9/13)
Total	17	– four times (Atwater, Brooks, Montgomery, Smith)

SACKS 3.5 – Fletcher at Seattle (11/30)

INTERCEPTIONS.. 1 – seven players

PASSES

DEFENSED 4 – Braxton vs. San Diego (9/13)

LONGEST PLAYS

Run	167	– Green vs. Houston (10/18)
Pass	181	– Marshall to Tillman vs. Dallas (12/6)
Kickoff Return	64	– Montgomery vs. Seattle (12/20)
Punt Return	47	– Marshall at Philadelphia (9/20)
Interception Return	146	– Henderson vs. N.Y. Jets (11/8)
Punt	67	– Daluiso at Kansas City (12/27)
Field Goal	46	– Treadwell vs. N.Y. Giants (11/15)

TEAM

TOTAL POINTS

Offense	27	– four games
Defense	0	at Cleveland (9/27)

FIRST DOWNS

Offense	24	at Buffalo (12/12)
Defense	10	vs. N.Y. Giants (11/15) and at Cleveland (9/27)

TOTAL YARDS

Offense	379	vs. N.Y. Giants (11/15)
Defense	159	vs. N.Y. Giants (11/15)

RUSHING YARDS

Offense	188	at Cleveland (9/27)
Defense	60	at Kansas City (12/27)

PASSING YARDS

Offense	279	vs. Kansas City (10/4)
Defense	39	vs. N.Y. Giants (11/15)

COLDEST GAMES IN DENVER BRONCOS HISTORY

(Note – Many play-by-plays from 1960 to 1969 did not include weather information. Wind chill figures are included only when noted on the play-by-play.)

Date	Game	Temp.	Wind Chill
Dec. 18, 1983	at Kansas City	0	–30
Dec. 10, 1972	vs. San Diego	9	
Dec. 20, 1981	at Chicago	14	
Jan. 1, 1978	vs. Oakland	18	
Dec. 14, 1975	vs. Philadelphia	18	
Dec. 27, 1987	vs. San Diego	20	–9
Nov. 11, 1985	vs. San Francisco	20	
Dec. 3, 1972	at Kansas City	20	
Nov. 16, 1987	vs. Chicago	22	19
Oct. 12, 1969	vs. Oakland	22	
Dec. 10, 1989	vs. NY Giants	23	0
Dec. 1, 1991	vs. New England	23	17
Nov. 3, 1991	vs. Pittsburgh	23	
Dec. 2, 1979	at Buffalo	24	
Nov. 15, 1964	vs. NY Jets	25	
Nov. 16, 1968	vs. NY Jets	26	
Nov. 18, 1962	vs. Dallas Texans	26	
Dec. 2, 1984	at Kansas City	28	
Sept. 29, 1985	vs. Miami	29	
Oct. 15, 1984	vs. Green Bay	29	
Jan. 11, 1987	at Cleveland	30	5

1992 PARTICIPATION CHART

	RAIDERS	SAN DIEGO	at Phil.	at Cleve.	KANSAS CITY	at Wash.	HOUSTON	at S.D.	NY JETS	NY GIANTS	at Raiders	at Seattle	DALLAS	at Buffalo	SEATTLE	at K.C.
Alexander, J.	IA	S	S	S	S	S	S	S	S	S	S	S	S	S	S	S
Atwater, S.	S	S	S	S	S	S	S	S	S	S	S	S	S	S	S	S
Braxton, T.	S	S	S	S	S	S	S	S	S	S	S	S	S	S	S	S
Brooks, M.	S	S	S	S	S	S	S	S	S	S	S	S	S	S	S	S
Croel, M.	S	S	S	S	S	S	S	S	S	S	S	S	S	S	S	S
Daluiso, B.	P	P	P	P	P	P	P	P	P	P	P	P	P	P	P	P
Davidson, J.	S	S	S	S	S	S	S	S	S	S	S	S	S	S	S	S
Dimry, C.	P	P	P	P	P	P	P	P	P	P	P	P	P	P	P	P
Dronett, S.	P	P	P	P	P	P	P	P	P	P	P	P	P	P	P	P
Elway, J.	S	S	S	S	S	S	S	S	S	S	S	S	S	S	S	S
Fletcher, S.	S	S	S	S	S	S	S	S	S	S	S	S	S	S	S	S
Flythe, M.	PS	PS	PS	PS	PS	PS	PS	PS	PS	PS	PS	PS	PS	PS	PS	PS
Freeman, R.	S	S	S	S	S	S	S	S	S	S	S	S	S	S	S	S
Gester, R.	PS	PS	PS	PS	PS	PS	PS	PS	PS	PS	PS	PS	PS	PS	PS	PS
Granby, J.	IR	IR	IR	IR	IR	IR	IR	IR	IR	IR	IR	IR	IR	IR	IR	IR
Green, G.	S	S	S	S	S	S	S	S	S	S	S	S	S	S	S	S
Halliburton, R.	IR	IR	IR	IR	IR	IR	IR	IR	IR	IR	IR	IR	IR	IR	IR	IR
Henderson, W.	S	S	S	S	S	S	S	S	S	S	S	S	S	S	S	S
Holmes, R.	P	P	P	P	P	P	P	P	P	P	P	P	P	P	P	P
Horan, M.	P	P	P	P	P	P	P	P	P	P	P	P	P	P	P	P
Jackson, M.	S	S	S	S	S	S	S	S	S	S	S	S	S	S	S	S
Johnson, C.	P	P	P	P	P	P	P	P	P	P	P	P	P	P	P	P
Johnson, J.	PS	PS	PS	PS	PS	PS	PS	PS	PS	PS	PS	PS	PS	PS	PS	PS
Johnson, R.	DNP	P	P	P	P	P	P	P	P	P	P	P	P	P	P	P
Johnson, V.	IR	IR	IR	IR	IR	IR	IR	IR	IR	IR	IR	IR	IR	IR	IR	IR
Jones, V.	P	P	P	P	P	P	P	P	P	P	P	P	P	P	P	P
Kacharski, J.	PS	PS	PS	PS	PS	PS	PS	PS	PS	PS	PS	PS	PS	PS	PS	PS
Kartz, K.	DNP	S	S	S	S	S	S	S	S	S	S	S	S	S	S	S
Kay, C.	S	S	S	S	S	S	S	S	S	S	S	S	S	S	S	S
Kragen, G.	S	S	S	S	S	S	S	S	S	S	S	S	S	S	S	S
Lang, L.	P	P	P	P	P	P	P	P	P	P	P	P	P	P	P	P
Lanier, K.	S	S	S	S	S	S	S	S	S	S	S	S	S	S	S	S
Lewis, G.	P	P	P	P	P	P	P	P	P	P	P	P	P	P	P	P
Lucas, T.	P	P	P	P	P	P	P	P	P	P	P	P	P	P	P	P
Maddox, T.	IA	IA	IA	IA	IA	IA	IA	IA	IA	IA	IA	IA	IA	IA	IA	IA
Marshall, A.	P	P	P	P	P	P	P	P	P	P	P	P	P	P	P	P
Mecklenburg, K.	S	S	S	S	S	S	S	S	S	S	S	S	S	S	S	S
Meeks, B.	DNP	IA	IA	IA	IA	IA	IA	IA	IA	IA	IA	IA	IA	IA	IA	IA
Mills, J.	P	P	P	P	P	P	P	P	P	P	P	P	P	P	P	P
Montgomery, A.	S	P	P	P	P	P	P	P	P	P	P	P	P	P	P	P
Moore, S.	DNP	DNP	P	IA	IA	IA	IA	IA	IA	IA	IA	IA	IA	IA	IA	IA
Nattiel, R.	P	P	P	P	P	P	P	P	P	P	P	P	P	P	P	P
Oliver, M.	P	P	P	P	P	P	P	P	P	P	P	P	P	P	P	P
Oshodin, W.	PUP	PUP	PUP	PUP	PUP	PUP	PUP	PUP	PS	PS	PS	PS	PS	PS	PS	PS
Parker, D.	S	P	P	P	P	P	P	P	P	P	P	P	P	P	P	P
Perryman, R.	IR	IR	IR	IR	IR	IR	IR	IR	IR	IR	IR	IR	IR	IR	IR	IR
Pollack, F.	EX	NWT														
Powers, W.	P	P	P	P	P	P	P	P	P	P	P	P	P	P	P	P
Rivers, R.	P	P	P	P	P	P	P	P	P	P	P	P	P	P	P	P
Robinson, F.																
Rodriguez, R.	S	S	S	S	S	S	S	S	S	S	S	S	S	S	S	S
Russell, D.	IR	IR	IR	IR	IR	IR	IR	IR	IR	IR	IR	IR	IR	IR	IR	IR
Sewell, S.	P	S	S	S	S	S	S	S	S	S	S	S	S	S	S	S
Sharpe, S.	S	S	S	S	S	S	S	S	S	S	S	S	S	S	S	S
Smith, D.	S	S	S	S	S	S	S	S	S	S	S	S	S	S	S	S
Smith, S.	IR	IR	IR	IR	IR	IR	IR	IR	IR	IR	IR	IR	IR	IR	IR	IR
Snow, C.	IR	IR	IR	IR	IR	IR	IR	IR	IR	IR	IR	IR	IR	IR	IR	IR
Sochia, B.	S	S	S	S	S	S	S	S	S	S	S	S	S	S	S	S
Sullins, J.	PS	PS	PS	PS	PS	PS	PS	PS	PS	PS	PS	PS	PS	PS	PS	PS
Tillman, C.	DNP	P	P	P	P	P	P	P	P	P	P	P	P	P	P	P
Traylor, K.	P	P	P	P	P	P	P	P	P	P	P	P	P	P	P	P
Treadwell, D.	P	P	P	P	P	P	P	P	P	P	P	P	P	P	P	P
Walker, K.	S	S	S	S	S	S	S	S	S	S	S	S	S	S	S	S
Widell, Dave	S	P	P	P	P	P	P	P	P	P	P	P	P	P	P	P
Widell, Doug	S	S	S	S	S	S	S	S	S	S	S	S	S	S	S	S
Young, M.	PUP	PUP	PUP	PUP	PUP	PUP	PUP	PUP	P	P	P	P	IA	NWT		

GAME BY GAME STARTERS

STARTERS BY POSITION 1992

OFFENSE	WR	LT	LG	C	RG	RT	TE	WR	QB	FB	RB	Other
vs. Raiders	Russell	Freeman	Freeman	Davidson	Dg. Widell	Lanier	Kay	Jackson	Elway	Perryman	Green	Sharpe (H-back)
vs. San Diego	Russell	Freeman	Freeman	Davidson	Dg. Widell	Lanier	Kay	Jackson	Elway	Perryman	Green	Sharpe (H-back)
at Philadelphia	Russell	Freeman	Freeman	Davidson	Dg. Widell	Lanier	Kay	Jackson	Elway	Perryman	Green	Sharpe (H-back)
at Cleveland	Russell	Freeman	Freeman	Davidson	Dg. Widell	Lanier	Kay	Jackson	Elway	Perryman	Green	Sharpe (H-back)
vs. Kansas City		Freeman	Freeman	Davidson	Dg. Widell	Lanier	Kay	Jackson	Elway	Perryman	Green	R. Johnson (TE)
at Washington	Russell	Freeman	Davidson	Davidson	Dg. Widell	Lanier	Kay	Jackson	Elway	Perryman	Green	Sharpe (H-back)
vs. Houston	Russell	Freeman	Davidson	Davidson	Dg. Widell	Lanier	Kay	Jackson	Elway	Perryman	Green	Sharpe (H-back)
at San Diego	Marshall	Freeman	Davidson	Davidson	Dg. Widell	Lanier	Kay	Jackson	Elway	Perryman	Green	Sharpe (H-back)
vs. NY Jets	V. Johnson	Freeman	Davidson	Davidson	Dg. Widell	Lanier	Kay	Jackson	Elway	Perryman	Green	V. Johnson (WR)
vs. NY Giants	V. Johnson	Freeman	Davidson	Davidson	Dg. Widell	Lanier	Kay	Jackson	Elway	Perryman	Green	R. Johnson (TE)
at Raiders	V. Johnson	Freeman	Davidson	Davidson	Dg. Widell	Lanier	Kay	Jackson	Elway	Perryman	Green	R. Johnson (TE)
at Seattle	R. Johnson	Freeman	Davidson	Davidson	Dg. Widell	Lanier	Kay	Jackson	Elway	Perryman	Green	R. Johnson (TE)
vs. Dallas	V. Johnson	Freeman	Davidson	Davidson	Dg. Widell	Lanier	Kay	Jackson	Elway	Perryman	Green	Sharpe (H-back)
at Buffalo	V. Johnson	Freeman	Davidson	Davidson	Dg. Widell	Lanier	Kay	Jackson	Elway	Perryman	Green	Sharpe (H-back)
vs. Seattle	Tillman	Freeman	Davidson	Davidson	Dg. Widell	Lanier	Kay	Jackson	Elway	Perryman	Green	Sharpe (H-back)
at Kansas City	V. Johnson	Freeman	Davidson	Davidson	Dg. Widell	Lanier	Kay	Jackson	Elway	Perryman	Green	R. Johnson (TE)

GAME BY GAME STARTERS Continued

DEFENSE	LE	NT	RE	LOLB	LILB	RILB	ROLB	LCB	RCB	SS	FS	Other
vs. Raiders	Sochia	Kragen	Walker	Croel	Brooks	Mcklnbrg	Fletcher	Braxton	Henderson	Smith	Montgomery	
vs. San Diego	Sochia	Kragen	Walker	Croel	Brooks	Mcklnbrg	Fletcher	Braxton	Henderson	Smith	Atwater	
at Philadelphia	Sochia	Kragen	Walker	Croel	Brooks	Mcklnbrg	Fletcher	Braxton	Henderson	Smith	Atwater	
at Cleveland	Sochia	Kragen	Walker	Croel	Brooks	Mcklnbrg	Fletcher	Braxton	Henderson	Smith	Atwater	
vs. Kansas City	Sochia	Kragen	Walker	Croel	Traylor	Mcklnbrg	Fletcher	Braxton	Henderson	Smith	Atwater	
at Washington	Sochia	Kragen	Walker	Croel	Brooks	Mcklnbrg	Fletcher	Braxton	Henderson	Smith	Atwater	
vs. Houston	Mcklnbrg	Kragen	Fletcher		Brooks	Croel		Braxton	Henderson	Smith	Atwater	Dimry (CB)
												Lang (CB)
at San Diego	Sochia	Kragen	Walker	Croel	Brooks	Mcklnbrg	Fletcher	Dimry		Smith	Atwater	Traylor (LB)
vs. NY Jets	Sochia	Kragen	Walker	Croel	Brooks	Mcklnbrg	Fletcher	Dimry		Smith	Atwater	Granby (S)
vs. NY Giants	Sochia	Kragen	Walker	Croel	Brooks	Mcklnbrg	Fletcher	Dimry	Henderson	Smith	Atwater	
at Raiders	Sochia	Kragen	Walker	Croel	Brooks	Mcklnbrg	Fletcher	Braxton	Henderson	Smith	Atwater	
at Seattle	Sochia	Kragen	Walker	Croel	Brooks	Mcklnbrg	Fletcher	Braxton	Henderson	Smith	Atwater	
vs. Dallas	Sochia	Kragen	Walker	Croel	Brooks	Mcklnbrg	Fletcher	Braxton	Dimry	Smith	Atwater	
at Buffalo	Sochia	Kragen	Walker	Croel	Brooks	Mcklnbrg	Fletcher	Braxton	Henderson	Smith	Atwater	
vs. Seattle	Dronett	Kragen	Walker	Croel	Brooks	Mcklnbrg	Fletcher	Braxton	Dimry	Smith	Atwater	
at Kansas City	Dronett	Kragen	Walker	Croel	Traylor	Mcklnbrg	Fletcher	Braxton	Dimry	Smith	Atwater	

First Downs				3rd Downs		Broncos Offense — Page 1																Passing								Penalties	
Total Offense										Rushing																					
Total	Rush	Pass	Penalty	Attempts	Conversions	Efficiency	Net Yards	Average/Game	Plays	Average/Play	Net Yards	Average/Game	Attempts	Average/Rush	Net Yards	Average/Game	Tackled	Yards Lost	Gross Yards	Attempts	Completions	PCT	INT	No.	Yards Lost						
12	3	7	2	11	2	.182	200	200.0	50	4.0	47	47.0	22	2.1	153	1530	4	18	171	24	10	.417	1	6	30						
12	3	9	0	10	1	.100	226	213.0	47	4.8	64	55.5	21	3.0	162	157.5	2	24	186	24	14	.583	1	8	63						
4	1	3	0	11	0	.000	82	169.3	40	2.1	52	54.3	17	3.1	30	115.0	4	29	59	19	8	.421	1	6	45						
15	9	5	1	16	7	.438	300	202.0	63	4.8	188	87.8	41	4.6	112	114.3	5	45	157	17	10	.588	1	4	22						
20	6	14	0	15	9	.600	347	231.0	63	5.5	68	83.8	20	3.4	279	147.2	5	32	311	38	23	.605	0	7	84						
7	0	7	0	16	2	.125	128	213.8	62	2.1	26	74.2	17	1.5	102	139.7	5	36	138	40	17	.425	3	5	48						
14	7	7	0	9	2	.222	322	229.3	47	6.9	170	87.9	22	7.7	152	141.4	4	40	192	21	13	.619	0	8	50						
18	7	11	0	13	7	.538	351	244.5	60	5.9	91	88.3	21	4.3	260	156.3	0	0	260	39	21	.538	3	4	31						
19	7	11	1	15	9	.600	375	259.0	65	5.8	114	91.1	32	3.6	261	167.9	0	0	261	33	18	.545	2	2	10						
18	9	9	0	11	6	.545	379	271.0	59	6.4	149	96.9	37	4.0	230	174.1	0	0	230	22	15	.682	1	6	60						
15	4	10	1	9	1	.111	271	271.0	50	5.5	85	95.8	21	4.0	186	175.2	4	21	207	26	18	.692	2	4	35						
10	4	4	2	18	5	.278	196	265.3	63	3.1	84	94.8	34	2.5	112	170.4	3	15	127	26	11	.423	2	12	72						
15	4	10	1	11	5	.455	354	271.3	54	6.6	93	94.7	19	4.9	261	176.6	4	28	289	31	18	.581	4	7	67						
24	8	13	3	17	5	.294	320	274.8	82	3.9	98	94.9	30	3.3	222	179.9	4	28	250	48	23	.479	3	8	49						
15	6	8	1	9	2	.222	293	276.0	55	5.3	89	94.3	23	3.9	204	181.7	2	6	210	30	20	.667	3	5	52						
16	6	7	3	16	4	.250	290	276.9	68	4.3	82	73.8	27	3.0	208	183.1	6	56	264	35	19	.543	2	6	50						

	Punts				Punt Rtns.			Broncos Offense Page 2			Opponent Thrown			Fumbles		Scoring								
	No.	Yards	Average	Net Average	No.	Yards	Average	Kick Rtns.			Int. Rtns.			No.	Lost	Total TDs	Rush	Pass	Return	PATs	FGs	Total Points		
								No.	Yards	Average	No.	Yards	Average										No.	
LA RAIDERS	5	219	43.8	29.8	2	18	9.0	3	37	12.3	2	26	13.0	3	2	2	1	0	1	2-2	1-2	17	23:08	
SAN DIEGO	8	383	47.9	44.4	2	22	11.0	3	82	27.3	2	2	1.0	0	0	3	1	2	0	3-3	0-0	21	24:50	
at Philadelphia	8	359	44.9	42.5	3	64	21.3	3	42	14.0	0	0	0.0	2	0	0	0	0	0	0-0	0-2	0	20:42	
at Cleveland	4	202	50.5	44.8	1	7	7.0	1	17	17.0	3	17	5.7	0	0	0	0	0	0	0-0	4-4	12	34:28	
KANSAS CITY	3	139	46.3	45.7	2	41	20.5	2	41	20.5	0	0	0.0	4	1	2	0	2	0	2-2	2-3	20	27:36	
at Washington	9	379	42.1	40.9	2	18	9.0	7	142	29.3	0	0	0.0	1	1	0	0	0	0	0-0	1-1	3	26:11	
HOUSTON	5	194	38.8	33.2	2	37	18.5	3	49	16.3	1	2	2.0	0	0	3	2	1	0	3-3	1-1	27	27:01	
at San Diego	5	218	43.6	36.4	0	0	0.0	2	42	21.0	1	0	0.0	0	0	3	1	2	0	3-3	0-0	21	26:47	
NY JETS	3	146	48.7	36.3	3	20	6.7	0	0	0.0	1	46	46.0	3	2	3	1	1	1	3-3	2-2	27	30:26	
NY GIANTS	2	80	40.0	28.0	3	39	13.0	4	88	22.0	0	0	0.0	1	1	3	2	1	0	3-3	2-2	27	32:42	
at LA Raiders	4	177	44.3	41.0	2	19	9.5	5	101	20.2	0	0	0.0	3	1	0	0	0	0	0-0	0-1	0	30:24	
at Seattle	11	445	40.5	33.9	4	-4	-1.0	3	41	13.7	2	73	36.5	1	1	1	0	1	0	1-1	2-2	13	32:30	
DALLAS	2	98	49.0	46.0	2	32	16.0	3	72	24.0	0	0	0.0	2	1	4	0	4	0	3-4	0-0	27	22:13	
at Buffalo	6	218	36.3	21.3	2	15	7.5	4	81	20.3	2	36	18.0	3	2	2	1	1	0	2-2	1-1	17	35:53	
SEATTLE	4	175	43.8	40.8	3	13	4.3	2	90	45.0	0	0	0.0	3	2	1	1	0	0	1-1	1-1	10	27:00	
at Kansas City	6	455	45.5	41.0	2	12	6.0	6	172	17.2	8	3	3.7	3	1	1	1	0	0	2-2	0-0	14	24:53	

	First Downs				3rd Downs			Broncos Defense Page 1												Passing								Penalties	
								Total Offense				Rushing																	
	Total	Rush	Pass	Penalty	Attempts	Conversions	Efficiency	Net Yards	Average/Game	Plays	Average/Play	Net Yards	Average/Game	Attempts	Average/Rush	Net Yards	Average/Game	Tackled	Yards Lost	Gross Yards	Attempts	Completions	PCT	INT	No.	Yards Lost			
LA RAIDERS	20	12	7	1	16	6	.375	313	313.0	72	4.4	152	152.0	45	3.4	161	161.0	3	20	181	24	7	.292	2	6	49			
SAN DIEGO	27	8	16	3	14	4	.286	355	334.0	80	4.4	168	160.0	30	5.6	187	174.0	5	44	231	45	23	.511	2	7	50			
at Philadelphia	20	7	11	2	14	7	.500	388	352.0	67	5.8	130	150.0	39	3.3	258	202.0	2	12	270	26	18	.692	0	4	25			
at Cleveland	10	6	3	1	12	4	.333	216	318.0	50	4.3	141	147.8	30	4.7	75	170.3	0	0	75	20	9	.450	3	1	29			
KANSAS CITY	20	4	13	3	13	3	.231	369	328.2	61	6.0	90	136.2	27	3.3	279	192.0	3	22	301	31	22	.710	0	7	45			
at Washington	17	7	8	2	15	5	.333	362	333.8	64	5.7	117	133.0	38	3.1	245	200.8	0	0	245	26	16	.615	0	2	15			
HOUSTON	21	5	16	0	13	6	.462	407	344.3	62	6.6	109	129.6	19	5.7	298	214.7	4	23	321	39	23	.590	1	13	77			
at San Diego	20	7	13	0	12	6	.500	441	355.5	63	6.9	101	125.9	33	3.0	340	229.6	3	15	355	27	20	.741	1	5	43			
NY JETS	15	8	6	1	11	2	.182	341	354.7	53	6.4	159	129.7	20	8.0	182	225.0	3	15	197	30	16	.533	1	8	63			
NY GIANTS	10	6	3	1	13	4	.308	159	335.1	48	3.3	120	128.7	29	4.1	39	206.4	5	32	71	14	8	.571	0	5	31			
at LA Raiders	20	8	12	0	14	7	.500	317	333.5	63	5.0	167	132.2	31	5.4	150	201.3	2	10	160	30	16	.533	0	7	55			
at Seattle	15	3	10	2	19	3	.158	308	331.3	75	4.1	74	127.3	27	2.7	234	204.0	6	39	273	42	24	.571	2	8	59			
DALLAS	22	6	14	2	17	9	.529	304	329.2	69	4.4	82	123.8	32	2.6	222	205.4	2	9	231	35	25	.714	0	7	35			
at Buffalo	17	8	7	2	11	3	.273	361	331.5	61	5.9	151	125.8	37	4.1	210	205.7	1	3	213	23	13	.565	2	10	88			
SEATTLE	16	7	8	1	14	6	.429	222	324.2	63	3.5	142	126.9	30	4.7	80	197.3	8	57	137	25	14	.680	0	3	30			
at Kansas City	13	3	9	1	13	6	.462	220	317.7	50	4.4	60	122.7	22	2.7	160	195.0	3	16	176	25	14	.680	1	3	21			

	Punts				Punt Rtns.			Broncos Defense Page 2			Denver Thrown			Fumbles		Scoring								Time of Possession
								Kick Rtns.			Int. Rtns.													
	No.	Yards	Average	Net Average	No.	Yards	Average	No.	Yards	Average	No.	Yards	Average	No.	Lost	Total TDs	Rush	Pass	Return	PATs	FGs	Total Points		
LA RAIDERS	5	204	40.8	33.2	2	50	25.0	0	0	0.0	1	29	29.0	3	3	1	1	0	0	1-1	2-2	13	36:52	
SAN DIEGO	6	286	47.7	37.3	5	28	5.6	0	0	0.0	1	44	44.0	0	0	1	0	1	0	1-1	2-3	13	35:10	
at Philadelphia	4	157	39.3	23.3	2	19	9.5	0	0	0.0	1	0	0.0	1	0	3	0	3	0	3-3	3-3	30	39:18	
at Cleveland	4	206	51.5	49.8	2	23	11.5	2	62	31.0	1	31	31.0	0	0	0	0	0	0	0-0	0-0	0	25:32	
KANSAS CITY	3	131	43.7	30.0	1	2	2.0	1	5	5.0	0	0	0.0	1	0	1	0	1	0	1-1	4-5	19	32:24	
at Washington	6	221	36.8	31.3	3	11	3.7	1	14	14.0	3	47	15.7	2	1	4	2	1	1	4-4	2-3	34	33:49	
HOUSTON	5	166	33.2	21.8	1	8	8.0	1	26	26.0	0	0	0.0	2	0	3	1	2	0	3-3	0-1	21	32:59	
at San Diego	3	138	46.0	39.3	1	16	16.0	2	38	19.0	3	24	8.0	5	2	3	1	2	0	3-3	1-2	24	33:13	
NY JETS	5	197	39.4	35.4	3	37	12.3	1	19	19.0	2	29	14.5	1	1	1	0	1	0	1-1	3-5	16	29:34	
NY GIANTS	5	262	52.4	40.6	1	4	4.0	1	1	1.0	1	35	35.0	2	1	1	1	0	0	1-1	2-2	13	27:18	
at LA Raiders	4	165	41.3	36.5	1	13	13.0	0	0	0.0	2	134	67.0	0	0	3	0	3	0	3-3	1-2	24	29:36	
at Seattle	9	369	41.0	41.4	5	52	10.4	1	1	1.0	2	69	34.5	4	2	1	0	1	0	1-1	3-4	16	38:40	
DALLAS	4	184	46.0	38.0	1	6	6.0	1	24	24.0	4	31	7.8	2	0	4	1	3	0	4-4	1-2	31	37:47	
at Buffalo	4	177	44.3	40.5	4	70	17.5	1	28	28.0	3	0	0.0	3	2	3	2	1	0	3-3	2-2	27	24:07	
SEATTLE	5	221	44.2	37.6	2	12	6.0	0	0	0.0	3	26	8.7	3	2	0	0	0	0	0-0	2-2	6	33:00	
at Kansas City	6	221	49.3	41.4	5	31	6.2	1	36.0	36.0	3	68	22.7	3	2	5	1	3	0	0-0	0-0	0	5:07	

BRONCOS DEPARTMENTAL LEADERS

Category	Player	AFC Rank	AFC Leader	NFL Rank	NFL Leader
Scoring	Treadwell-88	T-8th	Stoyanovich, Mia-124	T-17th	Stoyanovich, Mia-124
Rushing	Green-648	10th	Foster, Pitt-1,690	20th	Smith, Dal-1,713
Passing					
Yards	Elway-2,242	8th	Marino, Mia-4,116	18th	Marino, Mia-4,116
Rating	Elway-65.7	8th	Moon, Hou-89.3	20th	Young, S.F.-107.0
Receiving					
Number	Sharpe-53	14th	Jeffries, Hou-90	T-34th	Sharpe, G.B.-108
Yards	Jackson-745	14th	Miller, S.D.	26th	Sharpe, G.B.-1,461
Punting					
Gross avg.	Horan-45.4	DNQ	Montgomery, Hou-46.9	DNQ	Montgomery, Hou-46.9
Net avg.	Horan-40.2	DNQ	Stark, Ind-39.3	DNQ	Stark, Ind-39.3
Interceptions	Henderson, Smith-4	T-5th	Jones, Buf-8	T-10th	Jones, Buf-8
Kickoff Returns	Montgomery-22.2	3rd	Vaughn, N.E.-28.2	T-7th	Vaughn, N.E.-28.2
Punt Returns	Marshall-10.6	3rd	Woodson, Pit-11.4	6th	Bailey, Pho-13.2

HOW THE BRONCOS RANKED

Category	Broncos Total	AFC Rank	OFFENSE	AFC Leader	NFL Rank	NFL Leader
Total points	262	9th	Buff-381	Buff-381	22nd	S.F.-431
Touchdowns scored	29	T-9th	Buff-44	Buff-44	T-22nd	S.F.-54
First downs	234	12th	Buff-350	Buff-350	26th	Buff-350
Total yards	4430	8th	Buff-5893	Buff-5893	21st	S.F.6195
Rushing yards	1500	13th	Buff-2436	Buff-2436	25th	Buff-2436
Net passing yards	2930	6th	Hou-4029	Hou-4029	19th	S.F.-4054
Times sacked	52	12th	Mia-28	Mia-28	24th	N.O.-15
Penalties	98	T-4th	Ind-122	Ind-122	15th	Ind, Det-122
Interceptions thrown	29	14th	Den-29	Den-29	28th	Den-29
Fumbles lost	14	7th	N.E.-26	N.E.-26	T-14th	N.E.-26

Category	Broncos Total	AFC Rank	DEFENSE	AFC Leader	NFL Rank	NFL Leader
Fewest points allowed	329	12th	Pit-225	Pit-225	19th	N.O.-202
Fewest TDs allowed	35	T-11th	Pit-24	Pit-24	18th	T-Pit, N.O.-24
First downs allowed	283	11th	Sea-247	Sea-247	19th	Dal-241
Total yards allowed	5083	13th	Hou-4211	Hou-4211	22nd	Dal-3931
Rushing yards allowed	1963	12th	Buff-S.D.-1395	Buff-S.D.-1395	23rd	Dal-1244
Net pass yards allowed	3120	11th	K.C.-2537	K.C.-2537	14th	K.C.-2537
Passer sacked	50	T-2nd	S.D.-51	S.D.-51	T-5th	N.O.-57
Interceptions	15	11th	S.D.-25	S.D.-25	T-21	Minn-28
Opponent fumbles recovered	33	T-4th	Cin-36	Cin-36	T-6th	N.O.-37
Giveaway-takeaway ratio	-13	12th	K.C.-+18	K.C.-+18	25th	K.C.-+18

GAME-BY-REVIEW

DENVER 17, LOS ANGELES RAIDERS 13

DENVER, COLO., Sept. 6 - John Elway led the Broncos on a last-minute comeback drive to beat the Raiders, 17-13, in a nationally televised Sunday night season opener. Los Angeles reached the Denver 34 on its first possession, but Jay Schroeder was sacked by Karl Mecklenburg, and fumbled. Michael Brooks scooped up the loose ball and rambled 54 yards for a touchdown. The Raiders next two possessions ended in turnovers, first on a Le-Lo Lang interception and then by an Alton Montgomery recovery of a fumble that was forced by Brooks. However, Denver could not convert the turnovers into points, and midway through the second quarter Los Angeles tied the score on a one-yard run by Nick Bell. The Raiders took a 10-7 lead with just seven seconds left in the first half on a 41-yard Jeff Jaeger field goal. Early in the third quarter, Jaeger nailed a 34-yard field goal to increase the Raider lead to 13-7. On the last play of the quarter Denver's David Treadwell cut the lead to 13-10 with a 39-yard field goal. The Broncos took their final possession on their own 15 with 2:51 left in the game. Five plays into the drive, on a second-and-10 from the Denver 44, Elway and rookie Arthur Marshall combined for a 48-yard gain to the Raider eight. Two plays after an interference penalty moved the ball to the one, Reggie Rivers ran right on a reverse and scored with 55 seconds remaining in the game.

Los Angeles	0	10	3	0	-	13
Denver	7	0	3	7	-	17

Den-Brooks 54 fumble return (Treadwell kick)
 LA-Bell 1 run (Jaeger kick) (4-64)
 LA-Jaeger 41 FG (10-47)
 LA-Jaeger 34 FG (8-25)
 Den-Treadwell 39 FG (6-36)
 Den-Rivers 1 run (Treadwell kick) (7-85)
 Attendance - 75,418
 Game time - 3:04

Team Statistics	LA	Den
First downs	20	12
Rushes-yards	45-152	22-47
Passing yards	161	153
Sacked-yards lost	3-20	4-18
Passes	24-7-2	24-10-1
Punts	5-40.8	5-43.8
Fumbles-lost	3-3	3-2
Penalties-yards	6-49	6-30
Time of possession	36:52	23:08

INDIVIDUAL STATISTICS

Los Angeles

RUSHING - Dickerson 22-58, Smith 8-25, Schroeder 3-13, Gainer 2-10, Bell 9-42, Allen 1-4. **PASSING** - Schroeder 7-24-2, 181 yards. **RECEIVING** - Brown 2-45, Horton 1-28, Fernandez 2-36, Gault 2-72. **INTERCEPTIONS** - Anderson 1-29. **SACKS** - Smith 2-14, Wallace 1-4.

Denver

RUSHING - Green 12-30, Elway 5-16, Jackson 2-0, Lewis 1-0, Perryman 1-0, Rivers 1-1. **PASSING** - Elway 10-24-1, 171 yards. **RECEIVING** - Russell 2-38, Green 1-1, Kay 2-21, Rivers 1-24, Marshall 3-72, Jackson 1-15. **INTERCEPTIONS** - Lang 1-26, Henderson 1-0. **SACKS** - Mecklenburg 1-12, Kragen 1-8, Sochia 1-0.

DENVER 21, SAN DIEGO 13

DENVER, COLO., Sept. 13 - John Elway passed for two touchdowns and ran for another as the Broncos downed San Diego, 21-13, to win their sixth straight regular season game. Denver took its first possession 80 yards in eight plays to score on a 32-yard pass from Elway to Mark Jackson. The Chargers marched down the field next, reaching the Bronco 20, but John Carney's 37-yard field goal attempt was blocked by Muhammad Oliver. Midway through the second quarter San Diego drove 77 yards in 15 plays, taking 8:43 off the clock, to score on a 20-yard field goal. Elway was intercepted by Gill Byrd on Denver's next possession, setting up a two-yard pass from Stan Humphries to Nate Lewis with 30 seconds remaining in the first half. The Broncos took the lead on their first drive of the third quarter, going 64 yards in seven plays and scoring on an eight-yard run by Elway. San Diego narrowed the margin to 14-13 later in the quarter on a 27-yard field goal. On the Chargers next possession Humphries was intercepted by Charles Dimry and Denver took over on the San Diego 34. On first down Elway hit Shannon Sharpe for a touchdown. The Chargers' deepest penetration of the fourth quarter was the Denver 34, but that drive ended with a Dennis Smith interception.

San Diego	0	10	3	0	-	13
Denver	7	0	14	0	-	21

Den-Jackson 32 pass from Elway (Treadwell kick) (8-80)
SD-Carney 20 FG (15-77)
SD-Lewis 2 pass from Humphries (Carney kick) (2-16)
Den-Elway 8 run (Treadwell kick) (7-64)
SD-Carney 27 FG (10-55)
Den-Sharpe 34 pass from Elway (Treadwell kick) (1-34)
Attendance - 74,367
Game time - 3:08

Team Statistics	SD	Den
First downs	27	12
Rushes-yards	30-168	21-64
Passing yards	187	162
Sacked-yards lost	5-44	2-24
Passes	45-23-2	24-14-1
Punts	6-47-7	8-47-9
Fumbles-lost	0-0	0-0
Penalties-yards	7-50	8-63
Time of possession	35:10	24:50

INDIVIDUAL STATISTICS

San Diego

RUSHING - Butts 16-78, Humphries 1-7, Bemstine 12-83, Harmon 1-0. **PASSING** - Humphries 23-45-2, 231 yards. **RECEIVING** - Miller 4-41, Walker 3-24, Jefferson 3-25, Harmon 7-91, Lewis 6-50. **INTERCEPTIONS** - Byrd 1-44. **SACKS** - O'Neal 1-17, Rolling 1-7.

Denver

RUSHING - Green 11-21, Perryman 1-1, Elway 2-16, Lewis 3-5, Rivers 4-21. **PASSING** Elway 14-24-1, 186 yards. **RECEIVING** - Russell 3-28, Kay 2-19, Perryman 1-6, Jackson 4-59, Sharpe 3-61, Green 1-13. **INTERCEPTIONS** - Dimry 1-2, Smith 1-0. **SACKS** - Croel 2-5-27, Mills 1-10, Holmes 0-5-5, Sochia 0-5-7, Walker 0-5-7.

PHILADELPHIA 30, DENVER 0

PHILADELPHIA, PA., Sept. 20 - The Philadelphia Eagles shut out the Broncos, 30-0, before 65,833 in Veterans Stadium. Denver's offense was limited to just four first downs and 82 yards of total offense, both third worst in team history. The Eagles had possession for 39:18 and held the Broncos to 30 net passing yards. Philadelphia drove 51 yards in 11 plays on its second possession and scored on a 50-yard Roger Ruzek field goal. In the Eagles' next drive, they were stopped on a third-and-five play from the Broncos 41, but Denver's Michael Brooks was flagged for roughing the passer. Two plays later Randall Cunningham threw a 24-yard pass to Calvin Williams. Philadelphia made the score 17-0 minutes later on a 34-yard pass from Cunningham to Fred Barnett. In the third quarter the Eagles added another field goal and a TD pass from Cunningham to Williams, taking a 27-0 lead. Including penalties, the Broncos netted minus nine yards in the third quarter. Ruzek kicked a 35-yard field goal in the final period to round out the scoring.

Denver	0	0	0	0	-	0
Philadelphia	3	14	10	3	-	30

Team Statistics	Den	Phil
First downs	4	20
Rushes-yards	17-52	39-130
Passing yards	30	258
Sacked-yards lost	4-29	2-12
Passes	19-8-1	26-18-0
Punts	8-44-9	4-39-3
Fumbles-lost	2-0	1-0
Penalties-yards	6-45	4-25
Time of possession	20:42	39:18

INDIVIDUAL STATISTICS

Denver

RUSHING - Green 4-12, Lewis 6-22, Marshall 1-10, Elway 4-8, Rivers 2-0. **PASSING** - Elway 8-18-1, 59 yards, Moore 0-1-0. **RECEIVING** - Jones 2-13, Jackson 1-6, Sharpe 2-2, Russell 1-5, Marshall 2-33. **INTERCEPTIONS** - none. **SACKS** - Dronett 1-5, Kragen 1-7.

Philadelphia

RUSHING - Walker 22-53, Cunningham 8-46, Byars 9-31. **PASSING** - Cunningham 18-25-0, 270 yards, Byars 0-1-0. **RECEIVING** - Walker 1-8, Williams 5-108, Byars 6-36, Barnett 5-102, Beach 1-16. **INTERCEPTIONS** - 0. **SACKS** - Simmons 2-21, Harmon 1-5, White 1-3.

DENVER 12, CLEVELAND 0

CLEVELAND, OHIO, Sept. 27 - Four David Treadwell field goals provided the margin of victory as Denver shut out the Browns, 12-0, before 78,064 in Cleveland Stadium. The Broncos rushed for a season-high 188 yards, including fine performances by running backs Reggie Rivers (66 yards), Gaston Green (57), and Greg Lewis (44). The Broncos built up a time of possession of 34:28, including a whopping 19:40 in the second half. A 55-yard pass from John Elway to Shannon Sharpe helped set up Denver's first field goal, a 23-yarder, on the team's first possession. The Browns ran off 12 plays on their first drive, but were stopped short on a fourth-and-one play from the Denver 33. The Broncos then reached Cleveland's 27, but an Elway pass was deflected and David Brandon intercepted and returned to the Bronco 49. Six plays later on a Browns field goal attempt, a bad snap made its way into the hands of kicker Matt Stover, who threw a pass that was intercepted by Steve Atwater. Midway through the third quarter, a Michael Brooks interception set up Treadwell's second field goal, this one from 44 yards. On the Browns' next play, Mike Tomczak was intercepted by Dennis Smith, and Denver took possession on the Cleveland 48. Eleven plays later Treadwell put the Broncos up 9-0 with a 32-yard field goal. Cleveland's second down Rivers took off on a 48-yard run, and on the 12th play of the drive, in which no passes were thrown, Treadwell added a 20-yard field goal. The Browns reached Denver's 10 with just over a minute to play, but a fourth-down pass to Michael Jackson was dropped in the end zone.

Denver	3	0	3	6	-	12
Cleveland	0	0	0	0	-	0

Team Statistics	Den	Clev
First downs	15	10
Rushes-yards	41-188	30-141
Passing yards	112	75
Sacked-yards lost	5-45	0-0
Passes	17-10-1	20-9-3
Punts	4-50.5	4-51.5
Fumbles-lost	0-0	0-0
Penalties-yards	4-22	1-29
Time of possession	34:28	25:32

INDIVIDUAL STATISTICS

Denver

RUSHING - Green 18-57, Elway 8-18, Lewis 3-44, Perryman 1-(-2), Marshall 3-5, Rivers 8-66. **PASSING** Elway 10-17-1, 157 yards. **RECEIVING** - Sharpe 2-61, Perryman 1-9, Rivers 1-17, Tillman 1-9, Jackson 2-26, Russell 1-15, Marshall 1-12, Green 1-8. **INTERCEPTIONS** - Atwater 1-0, Brooks 1-17, Smith 1-0. **SACKS** - none.

Cleveland

RUSHING - Vardell 6-14, Metcalf 8-21, Hoard 10-71, Brooks 4-18, Tomczak 2-17. **PASSING** - Tomczak 9-19-2, 75 yards, Stover 0-1-1. **RECEIVING** - Hoard 4-54, Metcalf 3-11, Holohan 2-10. **INTERCEPTIONS** - Brandon 1-31. **SACKS** - Pleasant 1.5-17, Burnett 1.5-7, Matthews 1-13, Perry 1-8.

DENVER 20, KANSAS CITY 19

DENVER, COLO., Oct. 4 - John Elway threw two touchdown passes with less than two minutes to play to lift the Broncos to a 20-19 victory over Kansas City. Elway's touchdown passes to Mark Jackson and Vance Johnson ended a scoring drought that saw the Broncos fail to score a touchdown in 12 consecutive quarters. Elway passed for 311 yards and H-back Shannon Sharpe set career highs with nine receptions for 118 yards. Dave Kreig of the Chiefs completed over 70 percent of his passes for 301 yards and one TD, but the powerful Kansas City ground game was held to just 90 yards. After a scoreless first quarter, Kansas City got on the board first on a 50-yard pass from Krieg to Willie Davis, a play that culminated an eight-play, 94-yard drive. Denver's next possession resulted in a 41-yard David Treadwell field goal with just over five minutes remaining in the first half. The Chiefs were able to add a field goal prior to halftime after their final possession of the quarter was kept alive by a pass interference penalty. Both teams traded field goals on their first possessions of the third quarter, and late in the period, KC kicker Nick Lowery missed a 49-yard attempt. That led to a Treadwell attempt of 31 yards, which was blocked by Dan Saleaumua. The Chiefs capitalized, driving 60 yards in 13 plays to score on a 26-yard field goal. On the Broncos' next play from scrimmage, Elway was sacked by Neil Smith and fumbled, and Smith recovered on the Denver 16. The Chiefs were unable to move the ball and settled for another field goal, making the lead 19-6 with five minutes left in the game. On Denver's next possession, Elway moved the team downfield, taking 14 plays to go 80 yards and score on a 25-yard pass to Jackson with 1:55

remaining. The ensuing kickoff was returned only to the KC5, and after the Chiefs failed to get a first down, they punted. Arthur Marshall fumbled his catch of the punt, but scooped the ball up and returned it 28 yards to the KC 27. Three plays later, with 38 seconds remaining, Elway hit Vance Johnson from 12 yards out and Treadwell added the winning extra point.

Kansas City	0	10	3	6	-	19
Denver	0	3	3	14	-	20

KC-Davis 50 pass from Krieg (Lowery kick) (8-94)	Team Statistics	KC	Den
Den-Treadwell 41 FG (12-60)	First downs	20	20
KC-Lowery 44 FG (7-51)	Rushes-yards	27-90	20-68
KC-Lowery 36 FG (7-62)	Passing yards	279	279
Den-Treadwell 22 FG (8-75)	Sacked-yards lost	3-22	5-32
KC-Lowery 26 FG (13-60)	Passes	31-22-0	38-23-0
KC-Lowery 33 FG (4-1)	Punts	3-43.7	3-46.3
Den-Jackson 25 pass from Elway (Treadwell kick) (14-80)	Fumbles-lost	1-0	4-1
Den-Johnson 12 pass from Elway (Treadwell kick) (3-27)	Penalties-yards	7-45	7-84
Attendance - 75,629	Time of possession	27:36	32:24
Game time - 3:12			

INDIVIDUAL STATISTICS

Kansas City

RUSHING - Word 21-84, Okoye 4-4, McNair 1-6, Williams 1-(-4). **PASSING** - Krieg 22-31-0, 301 yards. **RECEIVING** - Harry 2-17, F. Jones 3-31, Davis 5-127, McNair 3-30, Birden 3-46, Cash 2-26, B. Jones 1-5, Word 3-19. **INTERCEPTIONS** - none. **SACKS** - Smith 3-22, Saleaumua 1-5, Griffin 1-5.

Denver

RUSHING - Green 9-23, Rivers 6-34, Elway 4-8, Lewis 1-3. **PASSING** - Elway 23-38-0, 311 yards. **RECEIVING** - Sharpe 9-118, Rivers 2-14, Marshall 4-49, Jackson 5-59, R. Johnson 1-48, Russell 1-11, V. Johnson 1-12. **INTERCEPTIONS** - none. **SACKS** - Mills 1-9, Croel 1-7, Mecklenburg 1-6.

WASHINGTON 34, DENVER 3

WASHINGTON, D.C., Oct. 12 - The Washington Redskins defeated the Denver Broncos, 34-3, in a nationally televised Monday Night Game. The Broncos' offense was limited to just 128 total yards, including 26 on the ground. A 58-yard pass from Mark Rypien to Terry Orr set up a score on Washington's first possession. That drive covered 80 yards in five plays and ended with Rypien's one-yard QB sneak. On the second play of Washington's next possession, Earnest Byner fumbled and Kenny Walker recovered for Denver on the Redskins' 31. Four plays later David Treadwell nailed a 38-yard field goal, cutting Washington's lead to 7-3. The Redskins added a field goal on their next possession, and five plays into the following Bronco drive, Wilbur Marshall picked off a deflected pass and scored on a 20-yard return, giving Washington a 17-7 lead at the end of the first quarter. The lead was increased midway through the second quarter when Rypien hit Gary Clark for 44 yards and a score. A Kurt Gouveia interception set up the only score of the third quarter, yet another one-yard sneak by Rypien. A Chip Lohmiller field goal in the fourth quarter rounded out the scoring.

Denver	3	0	0	0	-	3
Washington	17	7	7	3	-	34

Wash-Rypien 1 run (Lohmiller kick) (5-80)	Team Statistics	Den	Wash
Den-Treadwell 38 FG (4-9)	First downs	7	17
Wash-Lohmiller 43 FG (10-56)	Rushes-yards	17-26	38-117
Wash-Marshall 20 interception return (Lohmiller kick)	Passing yards	102	245
Wash-Clark 44 pass from Rypien (Lohmiller kick) (3-77)	Sacked-yards lost	5-36	0-0
Wash-Rypien 1 run (Lohmiller kick) (2-1)	Passes	40-17-3	26-16-0
Wash-Lohmiller 36 FG (7-25)	Punts	9-42.1	6-36.8
Attendance - 56,371	Fumbles-lost	1-1	2-1
Game time - 2:58	Penalties-yards	5-48	2-15
	Time of possession	26:11	33:49

INDIVIDUAL STATISTICS

Denver

RUSHING - Lewis 4-(-2), Elway 1-2, Green 8-21, Rivers 4-5. **PASSING** - Elway 15-32-2, 128 yards, Maddox 2-8-1, 10 yards. **RECEIVING** - Russell 3-32, Rivers 1-7, Sharpe 9-71, Green 1-3, Jackson 2-21, Jones 1-4. **INTERCEPTIONS** - none. **SACKS** - none.

Washington

RUSHING - Byner 16-46, Rypien 7-(-4), Sanders 1-(-5), Ervins 11-52, Green 3-28. **PASSING** - Rypien 16-26-0, 245 yards. **RECEIVING** - Monk 7-69, Orr 1-58, Byner 2-7, Sanders 2-18, Clark 2-71, Ervins 2-22. **INTERCEPTIONS** - Marshall 1-20, Gouveia 1-15, Johnson 1-12. **SACKS** - Marshall 1-12, Coleman 1-11, Stokes 1-7, Wilson 1-6, Mays 1-0.

DENVER 27, HOUSTON 21

DENVER, COLO., Oct. 18 - Reggie Rivers' 20-yard scoring run with 1:34 left capped a three-play, 80-yard drive that gave Denver a 27-21 victory over Houston. After the Broncos' first possession of the day stalled, Bubba McDowell blocked Mike Horan's punt and Houston recovered on the Denver 14. (Horan was hurt on the play and was replaced by Brad Daluiso, who finished the day with four punts for a 48.5 average.) On second down Warren Moon hit Ernest Givins for eight yards and a score. Early in the second quarter, Arthur Marshall set up a Denver field goal with a 25-yard punt return. Denver's next possession ended with a 67-yard scoring run by Gaston Green, the longest run by a Bronco in 20 years, and Denver held on to a 10-7 lead at halftime. The lead changed hands four times in the second half, initially on a five-yard TD run by Lorenzo White that capped a 10-play, 52-yard drive on the Oilers' first third quarter possession. Denver drove to the Houston 38 in seven plays and John Elway hit Mark Jackson for an apparent touchdown, but the score was nullified by a penalty. Two plays later the pair connected for a 42-yard score, and Denver took a 17-14 lead. Frank Robinson of Denver blocked a punt to set up a David Treadwell field goal that increased the lead to 20-14 early in the fourth quarter. Houston's ensuing drive reached the Denver 26, but Dennis Smith picked off a Moon pass to end the threat. Five plays into the next Oiler drive, Houston faced a third-and-10 from its own 19 when Moon and Curtis Duncan combined for a 72-yard gain. On the first play after the two-minute warning, Moon threw a seven-yard scoring pass to Haywood Jeffries, and the PAT made the score 21-20. Denver took possession on its own 20, and on first down Elway hit Jackson for a 39-yard gain. On the next play the Broncos gained 21 yards on a pass from Elway to Vance Johnson, who got out of bounds to stop the clock with 1:39 remaining. Elway took the next snap in the shotgun and handed off to Rivers, who ran untouched up the middle of the field for the winning score. Houston reached the Denver 49 on its final possession, but time ran out on the Oilers' comeback attempt.

Houston	7	0	7	7	-	21
Denver	0	10	7	10	-	27

Hou-Givins 8 pass from Moon (DelGreco kick) (2-14)	Team Statistics	Hou	Den
Den-Treadwell 45 FG (4-0)	First downs	21	14
Den-Green 67 run (Treadwell kick) (3-77)	Rushes-yards	19-109	22-170
Hou-White 5 run (DelGreco kick) (10-52)	Passing yards	298	152
Den-Jackson 42 pass from Elway (Treadwell kick) (9-81)	Sacked-yards lost	4-23	4-40
Den-Treadwell 28 FG (4-(-1))	Passes	39-23-1	21-13-0
Hou-Jeffries 7 pass from Moon (DelGreco kick) (8-94)	Punts	5-33.2	5-38.8
Den-Rivers 20 run (Treadwell kick) (3-80)	Fumbles-lost	2-0	0-0
Attendance - 74,827	Penalties-yards	13-77	8-50
Game time - 3:15	Time of possession	32:59	27:01

INDIVIDUAL STATISTICS

Houston

RUSHING - White 15-70, Moon 4-39. **PASSING** - Moon 23-39-1, 321 yards. **RECEIVING** - Givins 8-79, Duncan 5-133, White 1-1, Jeffries 7-83, Harris 1-3, Slaughter 1-22. **INTERCEPTIONS** - none. **SACKS** - Williams 2-20, Fuller 1-12, Childress 1-8.

Denver

RUSHING - Green 8-98, S. Smith 12-55, Sharpe 1-(-3), Rivers 1-20. **PASSING** - Elway 13-21-0, 192 yards. **RECEIVING** - Marshall 1-14, Rivers 2-17, Kay 1-5, Sharpe 3-37, Jackson 3-90, V. Johnson 3-29. **INTERCEPTIONS** - D. Smith 1-2. **SACKS** - Fletcher 2.5-14, Kragen 1-12, Mecklenburg 0.5-9.

SAN DIEGO 24, DENVER 21

SAN DIEGO, CALIF., Oct. 25 - The Chargers converted two interceptions into 10 points and ended the Broncos' comeback hopes with another in a 24-21 victory. John Elway threw for two touchdowns and ran for another, but the offensive star of the day was San Diego quarterback Stan Humphries, who completed 20 of 27 passes for 355 yards and two TDs. Midway through the first quarter the Chargers drove 52 yards in four plays to score on a 38-yard pass to Anthony Miller. With just under five minutes left in the first half, Humphries was picked off in the end zone by Denver cornerback Wymon Henderson. On the ensuing eight-play drive, Elway completed all seven passes, including the last two of 24 and 32 yards to Mark Jackson, tying the game on the final toss. A 59-yard pass from Humphries to Derrick Walker set up the next San Diego score on the Chargers' first possession, a two-yard run by Humphries. Two plays into Denver's next drive, Gill Byrd intercepted an Elway pass and returned it to the Bronco 32. Three plays later San Diego took a 21-7 lead on a 27-yard TD pass from Humphries to Walker. Denver then embarked on a 15-play, 80-yard drive that ended with a five-yard scoring run by Elway. The Broncos' next possession began deep in their own territory, and on third-and-four from the 10, Elway was again picked off by Byrd, and the Chargers took over on the Bronco 17. That led to a 37-yard John Carney field goal and a 24-14 San Diego lead. Denver took six plays, all passes, to drive to its next score, a 28-yard pass from Elway to Jackson. Three plays into the Chargers' next possession, running back Eric Bienenmy was floored by Michael Brooks and fumbled, and Dennis Smith recovered for Denver on the San Diego 34. On first down, Elway threw a pass to the end zone, but it was intercepted by Tony Blaylock, although he came down with just one foot in bounds. San Diego was able to run out the clock to preserve the win.

Denver	0	7	0	14	-	21
San Diego	7	0	14	3	-	24

SD-Miller 38 pass from Humphries (Carney kick) (4-52)	Team Statistics	Den	SD
Den-Jackson 32 pass from Elway (Treadwell kick) (8-80)	First downs	18	20
SD-Humphries 2 run (Carney kick) (5-92)	Rushes-yards	21-91	33-101
SD-Walker 27 pass from Humphries (Carney kick) (3-32)	Passing yards	260	340
Den-Elway 5 run (Treadwell kick) (15-80)	Sacked-yards lost	0-0	3-15
SD-Carney 37 FG (4-(-2))	Passes	39-21-3	27-20-1
Den-Jackson 28 pass from Elway (Treadwell kick) (6-65)	Punts	5-43.6	3-46.0
Attendance - 53,576	Fumbles-lost	0-0	5-2
Game time - 3:06	Penalties-yards	4-31	5-43
	Time of possession	26:47	33:13

INDIVIDUAL STATISTICS

Denver

RUSHING - Green 6-18, S. Smith 5-18, Rivers 3-12, Lewis 1-3, Elway 3-12, Marshall 3-28. **PASSING** - Elway 21-39-3, 260 yards. **RECEIVING** - Rivers 9-76, V. Johnson 4-48, Jackson 5-113, Sharpe 2-12, Russell 1-11. **INTERCEPTIONS** - Henderson 1-0. **SACKS** - Atwater 1-10, Sochia 1-4, Croel 1-1.

San Diego

RUSHING - Butts 20-74, Harmon 4-12, Bienenmy 4-14, Humphries 5-1. **PASSING** - Humphries 20-27-1, 355 yards. **RECEIVING** - Miller 6-129, Harmon 7-72, Walker 4-104, Lewis 2-41, Bienenmy 1-9. **INTERCEPTIONS** - Byrd 2-24, Blaylock 1-0. **SACKS** - none.

DENVER 27, NEW YORK JETS 16

DENVER, COLO., Nov. 8 - The Denver Broncos overcame four turnovers to beat the New York Jets, 27-16, before 74,678 in Mile High Stadium. The Denver offense amassed a season-high 375 total yards and did not give up a quarterback sack for the second-straight game. The Broncos' second drive of the game covered 40 yards in 10 plays and ended with a 37-yard David Treadwell field goal. The Jets tied the score on their next possession, driving 70 in 11 plays to set up a 27-yard kick. Three plays into the ensuing Denver possession, John Elway and Arthur Marshall combined for an 80-yard touchdown pass, giving the Broncos a 10-3 lead. A Jet field goal midway through the second quarter cut Denver's lead to four points. With 1:42 left in the half, Ken O'Brien entered the game for Browning Nagle, but was intercepted by Wymon Henderson, who scored on a 46-yard return. The Broncos' first possession of the third quarter ate 8:07 off the clock, and Denver drove 74 yards in 14 plays to score on a 23-yard field goal. The 14-point lead was cut to four by the Jets, who scored on a 25-yard pass from Nagle to Rob Moore and 36-yard field goal. Three plays after the kick, Shannon Sharpe fumbled and New York recovered on the Denver 48. Two plays later though,

Le-Lo Lang stripped the ball from Freeman McNeil and recovered it on the 50. Denver needed just six plays score, as Greg Lewis took it in from one yard out. The Broncos took their final possession with 4:59 left in the game and ran out the clock to preserve the win.

New York	0	6	7	3	-	16
Denver	4	14	3	7	-	27

Den-Treadwell 37 FG (10-40)	Team Statistics	NY	Den
NY-Blanchard 27 FG (11-70)	First downs	15	19
Den-Marshall 80 pass from Elway (Treadwell kick) (3-80)	Rushes-yards	20-159	32-114
NY-Blanchard 19 FG (7-32)	Passing yards	182	261
Den-Henderson 46 interception return (Treadwell kick)	Sacked-yards lost	3-15	0-0
Den-Treadwell 23 FG (14-74)	Passes	30-16-1	33-18-2
NY-Moore 25 pass from Nagle (Blanchard kick) (3-65)	Punts	5-39.4	3-48.7
NY-Blanchard 36 FG (4-3)	Fumbles-lost	1-1	3-2
Den-Lewis 1 run (Treadwell kick) (6-50)	Penalties-yards	8-63	2-10
Attendance - 74,678	Time of possession	29:34	30:26
Game time - 3:03			

INDIVIDUAL STATISTICS

New York

RUSHING - Baxter 12-96, Nagle 1-12, Thomas 7-51. **PASSING** - Nagle 14-25-0, 163 yards, O'Brien 2-5-1, 34 yards. **RECEIVING** - Mitchell 2-22, Toon 1-8, Burkett 6-91, Carpenter 2-17, Boyer 1-5, Mathis 1-9, Moore 2-35, McNeil 1-10. **INTERCEPTIONS** - Washington 2-29. **SACKS** - none.

Denver

RUSHING - S. Smith 6-21, Jackson 1-(-1), Rivers 7-27, Elway 4-(-2), Marshall 1-9, Green 9-50, Lewis 4-10. **PASSING** - Elway 18-33-2, 261 yards. **RECEIVING** - Young 1-11, Kay 1-5, V. Johnson 4-43, Marshall 5-134, Jackson 2-32, Rivers 3-13, Sharpe 1-9, Green 1-14. **INTERCEPTIONS** - Henderson 1-46t. **SACKS** - Dronett 2-9, Kragen 1-6.

DENVER 27, NEW YORK GIANTS 13

DENVER, COLO., Nov. 15 - Rookie quarterback Tommy Maddox subbed for an injured John Elway and led the Denver Broncos to three second-half scoring drives in Denver's 27-13 win over the New York Giants. The Broncos' offense gave up no sacks and set a season-high mark in total yardage (379 yards), while the defense netted five sacks and allowed just 159 total yards, (including 39 net pass yards), the lowest opponent total of the season. Mike Croel set Denver's defensive tempo on the first play of the game, sacking Jeff Hostetler for a 10-yard loss. After a New York punt and a 16-yard return by Arthur Marshall, Denver needed eight plays to go 40 yards and score on a two-yard run by Reggie Rivers. The Giants went three plays and out on their next possession and an 18-yard punt return by Marshall set the Broncos up on their own 29. A five-yard penalty and a 15-yard run by Gaston Green gave Denver a first down on the Bronco 49. On third-and-10, Elway eluded the rush and threw a pass to Mark Jackson, who caught the ball on the west side of New York's 45 and headed northeast, eventually making it into the endzone. With Denver up 14-0, Hostetler drove the Giants 68 yards in 12 plays, and Matt Bahr kicked a 30-yard field goal. Six plays into the Broncos' next possession, Elway took off on a nine-yard run, but was hit on his right shoulder and left the game. Maddox came into the game, but was unable to sustain the drive. Six plays into the next Giants' possession, Greg Kragen sacked Hostetler, who fumbled, and Shane Dronett recovered for Denver on the New York 37. Three plays later, Elway was intercepted and reinjured while helping to make the tackle. That turnover led to a 38-yard field goal by Bahr, cutting Denver's lead to 14-6 at halftime. The Broncos held the ball for 12:06 in the third quarter. Their first possession, buoyed by Maddox passes to Rivers (31 yards) and Jackson (33 yards), took nine plays to go 74 yards and end with a 25-yard David Treadwell field goal. The next Giants' possession stalled, but the Broncos drove to another field goal, this one of 46 yards, to take a 20-6 lead into the fourth quarter. Four plays into the Broncos' next drive, Greg Lewis fumbled and Greg Jackson recovered on the Denver 40. Five plays later Hostetler ran around right end for a five-yard score to bring the Giants within a touchdown of Denver at 20-13. On the ensuing kickoff, a 30-yard return by Marshall and a 15-yard personal foul penalty set Denver up on the Bronco 47. On first down, Maddox hit Jackson for a 24-yard gain, and two plays later Green ran up the middle for 23 yards. On second-and-goal from the New York two, Lewis ran up the middle for a score.

New York	0	6	0	7	-	13
Denver	14	0	3	10	-	27

Den-Rivers 2 run (Treadwell kick) (8-40)
 Den-Jackson 51 pass from Elway (Treadwell kick) (4-71)
 NY-Bahr 30 FG (12-68)
 NY-Bahr 38 FG (7-11)
 Den-Treadwell 25 FG (9-74)
 Den-Treadwell 46 FG (12-51)
 NY-Hostetler 5 run (Bahr kick) (5-40)
 Den-Lewis 2 run (Treadwell kick) (5-53)
 Attendance - 75,269
 Game time - 2:42

Team Statistics	NY	Den
First downs	10	18
Rushes-yards	29-120	37-149
Passing yards	39	230
Sacked-yards lost	5-32	0-0
Passes	14-8-0	22-15-1
Punts	5-52.4	2-40.0
Fumbles-lost	2-1	1-1
Penalties-yards	5-31	6-60
Time of possession	27:18	32:42

INDIVIDUAL STATISTICS

New York

RUSHING - Bunch 6-17, Hampton 20-87, Meggett 2-11, Hostetler 1-5. **PASSING** - Hostetler 6-12-0, 59 yards, Graham 2-2-0, 12 yards. **RECEIVING** - Meggett 3-19, McCaffrey 3-27, Hampton 1-0, Calloway 1-25. **INTERCEPTIONS** - G. Jackson 1-35. **SACKS** - none.

Denver

RUSHING - Green 18-92, Marshall 2-11, Lewis 7-29, Rivers 5-6, Elway 1-9, Maddox 4-2. **PASSING** - Elway 6-9-1, 96 yards, Maddox 9-13-0, 134 yards. **RECEIVING** - Sharpe 4-34, Rivers 5-70, Jackson 3-108, Green 1-2, Marshall 1-10, Lewis 1-6. **INTERCEPTIONS** - none. **SACKS** - Fletcher 2-14, Kragen 2-8, Croel 1-10.

LOS ANGELES RAIDERS 24, DENVER 0

LOS ANGELES, CALIF., Nov. 22 - The Denver Broncos suffered their second shutout of 1992 in a 24-0 loss to the Los Angeles Raiders. Denver was without the services of quarterback John Elway, who sat out with a bruised right shoulder. His replacement, rookie Tommy Maddox, completed 18 of 26 passes for 207 yards, with two interceptions. The Raiders took the opening kickoff and drove to the Bronco 33, where they settled for a 51-yard field goal by Jeff Jaeger. After an exchange of punts, Denver took possession on its own 29 and on first down Maddox connected with Vance Johnson for a 13-yard gain. On the next play, Maddox threw long downfield, but was intercepted by Terry McDaniel, who returned to the Denver one. Three plays later, on the first play of the second quarter, Jay Schroeder threw a one-yard TD pass to Andrew Glover to give Los Angeles a 10-0 lead. The Raiders took their final possession of the half on their own 19, with 4:46 left. On the ensuing 14-play, 81-yard drive, they converted three third down plays, and scored on an 11-yard pass from Schroeder to Tim Brown. The Broncos reached the L.A. 30 on the first drive of the third quarter, but on a 1st-and-20 play, Maddox fumbled and Aaron Wallace recovered for the Raiders. The next Bronco possession reached the Raider six, but David Treadwell's 23-yard field goal attempt was blocked. Midway through the final quarter, Schroeder drove the Raiders 83 yards in 11 plays to score on a 10-yard pass to Marcus Allen.

Denver	0	0	0	0	-	0
Los Angeles	3	14	0	7	-	24

Team Statistics	Den	KC
LA-Jaeger 51 FG (11-47)	14	21
LA-Glover 1 pass from Schroeder (Jaeger kick) (3-1)	35-172	28-125
LA-Brown 11 pass from Schroeder (Jaeger kick) (14-81)	87	292
LA-Allen 10 pass from Schroeder (Jaeger kick) (11-83)	6-47	1-6
Attendance - 50,011	20-9-0	38-20-4
Game time - 2:47	6-45.0	4-44.3
	Fumbles-lost	2-0
	Penalties-yards	7-36
	Time of possession	31:53

INDIVIDUAL STATISTICS

Denver

RUSHING - Green 13-83, Rivers 5-8, Maddox 2-1, Marshall 1-(-7). **PASSING** - Maddox 18-26-2, 207 yards. **RECEIVING** - V. Johnson 3-30, Marshall 4-48, R. Johnson 1-7, Jackson 5-76, Rivers 5-46. **INTERCEPTIONS** - none. **SACKS** - Mecklenburg 1-7, Fletcher 1-3.

Los Angeles

RUSHING - Dickerson 16-107, Gault 1-6, Smith 2-2, Allen 1-5, Bell 7-38, Schroeder 4-9. **PASSING** - Schroeder 16-30-0, 160 yards. **RECEIVING** - Horton 3-41, Brown 6-79, Smith 2-6, Glover 1-1, Dickerson 2-12, Allen 2-21. **INTERCEPTIONS** - McDaniel 2-134. **SACKS** - McGlockton 1-7, Smith 1-1, Team 1-7.

SEATTLE 16, DENVER 13 (OT)

SEATTLE, WASH., Nov. 30 - The Broncos' record fell to 7-5 after losing a 16-13 overtime decision to Seattle. For the second straight week, Denver was without the services of quarterback John Elway, who was sidelined with a bruised right shoulder. The loss nullified a fine performance by the Denver defense, which registered six sacks. Linebacker Simon Fletcher posted 3.5 sacks, a forced fumble, and a pass defended. On Seattle's third offensive play, Kelly Stouffer was intercepted by Tyrone Braxton, who returned 40 yards to the Seahawk nine. Three plays later Denver QB Tommy Maddox threw a six-yard TD pass to Mark Jackson. Following a Seattle punt, the Broncos drove 52 yards in eight plays, reaching the Seahawk nine, and David Treadwell put Denver up 10-0 with a 28-yard field goal. Seattle's final possession of the first half began at the Denver 35 with 2:21 on the clock. Stouffer drove his team to the Denver 12, and John Kasay put the Seahawks on the board with a 30-yard field goal. Midway through the third quarter, the Broncos took a 13-3 lead on a Treadwell field goal of 36 yards, which was set up by an interception by Wymon Henderson. Seattle's Eugene Robinson picked off a Maddox pass with just over eight minutes left in the game and returned it to the Seattle 33. Behind new quarterback Stan Gelbaugh, the Seahawks reached the Denver 16 and Kasay kicked a 33-yard field goal. The Broncos next drive stalled on their own 18, and following a 32-yard punt, a five-yard return, and a 15-yard facemask penalty, the Seahawks had a first down on the Denver 30 with 1:02 left. It took six plays for Seattle to tie the score on a three-yard pass from Gelbaugh to Brian Blades, plus the extra point. After Kasay was wide right on a 33-yard field goal attempt. The Broncos were unable to creep out of their end of the field in two possessions, and the Seahawks began their final drive on Denver's 38 with 6:37 remaining. After covering 24 yards in four plays and two penalties, Seattle sent in Kasay, who kicked the game-winning, 32-yard field goal, with 3:50 left on the clock.

Denver	10	0	3	0	0	-	13
Seattle	0	3	0	10	3	-	16

Team Statistics	Den	Sea
Den-Jackson 6 pass from Maddox (Treadwell kick) (3-9)	10	15
Den-Treadwell 28 FG (8-52)	34-84	27-74
Sea-Kasay 30 FG (6-23)	112	234
Den-Treadwell 36 FG (4-1)	3-15	6-39
Sea-Kasay 33 FG (8-51)	26-11-2	42-24-2
Sea-Blades 3 pass from Gelbaugh (Kasay kick) (6-30)	11-40.5	9-41.0
Sea-Kasay 32 FG	Fumbles-lost	1-1
Attendance - 51,612	Penalties-yards	12-72
Game time - 3:45	Time of possession	32:30

INDIVIDUAL STATISTICS

Denver

RUSHING - Green 20-63, Rivers 9-12, R. Johnson 2-7, Lewis 2-5, Sharpe 1-(-3). **PASSING** - Maddox 11-26-2, 127. **RECEIVING** - Green 1-4, Jackson 3-20, R. Johnson 2-43, V. Johnson 2-45, Rivers 1-16, Do. Widell 1-(-7), Kay 1-6. **INTERCEPTIONS** - Braxton 1-40, Henderson 1-33. **SACKS** - Fletcher 3.5-24, Dronett 1-5, Mecklenburg 0.5-1.

Seattle

RUSHING - Warren 16-34, Williams 10-40, Stouffer 1-0. **PASSING** - Stouffer 12-21-2, 109 yards, Gelbaugh 12-21-0, 164 yards. **RECEIVING** - Blades 6-66, Kane 5-79, Williams 6-33, Warren 2-20, Heller 1-2, D. Thomas 1-17, R. Thomas 1-31, Jones 2-25. **INTERCEPTIONS** - none. **SACKS** - none.

DALLAS 31, DENVER 27

DENVER, COLO., Dec. 6 - A three-yard touchdown run by the Cowboys' Emmitt Smith with 2:47 left in the game lifted Dallas to a 31-27 victory over Denver, which suffered its third straight defeat. Denver played the game behind two quarterbacks, Tommy Maddox and Shawn Moore, who alternated plays. Maddox was intercepted on the first play of the game by Kevin Smith, and that led to a six-yard TD pass from Troy Aikman to Michael Irvin. Three plays into the next Bronco possession, Maddox was intercepted again, this time by James Washington, who returned the ball to the Denver 28. Four plays later Aikman threw a four-yard scoring pass to Irvin to put the Cowboys up 14-0. Maddox and Moore then drove Denver 80 yards in nine plays, scoring on an 18-yard pass from Maddox to Vance Johnson. Following a Dallas punt, the Broncos took possession on their own 33. Three plays into the drive, Moore handed off to Greg Lewis, who pitched the ball back to Moore, and he threw a 40-yard pass to Johnson, giving Denver a first down on the Dallas 15. Three plays later Maddox fired a 12-yard

TD pass to Mark Jackson. The snap on the extra point attempt was fumbled, and the Cowboys held on to a 14-13 lead. Midway through the second quarter Dallas increased its lead a 53-yard field goal by Lin Elliott. On Denver's first play of the third quarter, Maddox fumbled the snap from center and Vinson Smith recovered for the Cowboys on Denver's 20. Six plays later Aikman threw a one-yard TD pass to Jay Novacek, giving Dallas a 24-13 lead. The Broncos' quarterback tandem then charged Denver to a score, going 71 yards in 11 plays to score on a 23-yard pass from Maddox to Reggie Rivers. The Cowboys then drove to the Denver 14, but Elliott's 32-yard field goal attempt was wide right. Three plays into the next Bronco drive, on a third-and-11 from the Denver 19, Maddox threw a lateral pass to Arthur Marshall, who then combined with Cedric Tillman on an 81-yard score, giving the Broncos their first lead of the day at 27-24. The Cowboys' next drive gained momentum from three straight passes from Aikman to Novacek that gained 11, 22, and 17 yards. Eleven plays into the possession, Emmitt Smith scored on a three-yard run, regaining the lead for Dallas. Denver found itself with a fourth-and-10 from its own 46 when Maddox was intercepted for the fourth time, this one by Kenneth Gant, and the Cowboys ran out the clock to preserve the victory.

Dallas	14	3	7	7	-	31
Denver	7	6	7	7	-	27

Dal-Irvin 6 pass from Aikman (Elliott kick) (7-34)	Team Statistics	Dal	Den
Dal-Irvin 4 pass from Aikman (Elliott kick) (4-28)	First downs	22	15
Den-V. Johnson 18 pass from Maddox (Treadwell kick) (9-80)	Rushes-yards	32-82	19-93
Den-Jackson 12 pass from Maddox (Attempt failed) (6-67)	Passing yards	222	261
Dal-Elliott 53 FG (8-42)	Sacked-yards lost	2-9	4-28
Dal-Novacek 1 pass from Aikman (Elliott kick) (6-20)	Passes	35-25-0	31-18-4
Den-Rivers 23 pass from Maddox (Treadwell kick) (11-71)	Punts	4-46.0	2-49.0
Den-Tillman 81 pass from Marshall (Treadwell kick) (3-80)	Fumbles-lost	2-0	2-1
Dal-Smith 3 run (Elliott kick) (11-77)	Penalties-yards	7-35	7-67
Attendance - 74,946	Time of possession	37:47	22:13
Game time - 2:57			

INDIVIDUAL STATISTICS

Dallas

RUSHING - Smith 26-62. Aikman 6-20. **PASSING** - Aikman 25-35-0, 231 yards. **RECEIVING** - Novacek 7-87, Irvin 6-62, Smith 6-45, Harper 2-17, Johnston 3-18, Martin 1-2. **INTERCEPTIONS** - Smith 1-3, Washington 1-16, Harper 1-1, Gant 1-11. **SACKS** - Haley 2-14, Maryland 1-7, Tolbert 1-7.

Denver

RUSHING - Lewis 1-59, Moore 4-24, Rivers 3-8, Maddox 2-2. **PASSING** - Maddox 10-17-4, 104 yards. Moore 7-13-0, 104 yards. Marshall 1-1-0, 81 yards. **RECEIVING** - Jackson 3-39, V. Johnson 4-71, Sharpe 3-16, Rivers 4-38, Marshall 1-19, Lewis 2-25, Tillman 1-81. **INTERCEPTIONS** - none. **SACKS** - Dronett 1-4, Fletcher 1-5.

BUFFALO 27, DENVER 17

ORCHARD PARK, N.Y., Dec. 12 - The Broncos lost their fourth straight game in a 27-17 decision to the Buffalo Bills. For the second straight week Denver employed its quarterback shuttle system, using Tommy Maddox and Shawn Moore on alternating plays. After a scoreless first quarter, the Bills jumped out to a 7-0 lead on a play that saw Jim Kelly hand off to Thurman Thomas, who handed off, on a reverse, to Andre Reed. He then flipped the ball back to Kelly, who threw a 64-yard scoring strike to Don Beebe. On Buffalo's next possession the Bills marched 65 yards in nine plays to score on a two-yard run by Kelly. After a 16-yard Denver punt set Buffalo up on the Bronco 43, the Bills needed just four plays to score again, this time on an 11-yard run by Thomas, making the score 21-0 just before halftime. The lead was increased to 24-0 midway through the third quarter on a 29-yard Steve Christie field goal. A Steve Atwater interception minutes later set up a Bronco scoring drive that covered 70 yards in nine plays, ending with a one-yard pass from Maddox to Shannon Sharpe. On the ensuing kickoff, Brad Daluiso of Denver kicked the ball 12 yards and he recovered on the Denver 47. Maddox and Moore drove the Broncos to the Bills' nine and David Treadwell made the score 24-10 with a 26-yard field goal. Buffalo punted after three plays and Denver took over on its own 42. Fourteen plays into the Bronco drive, Greg Lewis scored on a one-yard run, cutting the Bills' to 24-17. Buffalo's offense finally hit full stride on its next drive, going 62 yards in 10 plays to score on a 25-yard field

goal, putting the game virtually out of reach with just over two minutes left to play. Denver's final possession ended with an interception.

Denver	0	0	7	10	-	17
Buffalo	0	21	3	3	-	27

Buff-Beebe 64 pass from Kelly (Christie kick) (4-80)	Team Statistics	Den	Buff
Buff-Kelly 2 run (Christie kick) (9-65)	First downs	24	17
Buff-Thomas 11 run (Christie kick) (4-43)	Rushes-yards	30-98	37-151
Buff-Christie 29 FG (6-12)	Passing yards	222	210
Den-Sharpe 1 pass from Maddox (Treadwell kick) (9-70)	Sacked-yards lost	4-28	1-3
Den-Treadwell 26 FG (7-44)	Passes	48-23-3	23-13-2
Den-Lewis 1 run (Treadwell kick) (14-58)	Punts	6-36.3	4-44.3
Buff-Christie 25 FG (10-62)	Fumbles-lost	3-2	3-2
Attendance - 71,740	Penalties-yards	8-49	10-88
Game time - 3:22	Time of possession	35:53	24:07

INDIVIDUAL STATISTICS

Denver

RUSHING - Lewis 16-47, Moore 4-15, Rivers 8-21, Maddox 2-15. **PASSING** - Maddox 13-28-0, 122 yards. Moore 10-20-3, 128 yards. **RECEIVING** - Jackson 4-38, Sharpe 7-109, V. Johnson 3-16, Rivers 2-22, Marshall 2-33, Tillman 5-32. **INTERCEPTIONS** - Braxton 1-14, Atwater 1-22. **SACKS** - Fletcher 1-3.

Buffalo

RUSHING - Thomas 26-120, Kelly 4-16, Davis 6-9, Reed 1-6. **PASSING** - Kelly 13-23-2, 213 yards. **RECEIVING** - McKeller 2-14, Metzelaars 1-5, Beebe 4-104, Lofton 2-45, Thomas 3-39, Reed 1-6. **INTERCEPTIONS** - Kelso 3-0. **SACKS** - Smith 2-10, Hicks 1-12, Hansen 1-6.

DENVER 10, SEATTLE 6

DENVER, COLO., Dec. 20 - The Denver Broncos kept their playoff hopes alive with a 10-6 victory over the Seattle Seahawks. Denver's defense kept the Seahawks out of the end zone and registered a season-high eight quarterback sacks. On the Broncos' first play of the game, John Elway and Reggie Rivers combined for a 37-yard gain, and two plays later, Elway threw a 25-yard pass to Shannon Sharpe to set Denver up on the Seattle seven. Two plays later Elway completed a pass to Rivers, but he fumbled and the ball was kicked out of the end zone, giving possession to Seattle. Early in the second quarter Denver drove deep into Seahawk territory, reaching the 17, but Elway was intercepted by Dwayne Harper. On the next Bronco possession, Rivers fumbled again and the ball was recovered by Robert Blackmon, who returned to the Denver 31. Seven plays later John Kasay kicked a 34-yard field goal to give the Seahawks a 3-0 lead. With 12 seconds left in the first half, and the ball on the Seattle 5, Elway threw a pass in the end zone to Mark Jackson, but the ball bounced off his chest and was intercepted by Brian Davis. On the first play of the third quarter, John L. Williams fumbled, and Kenny Walker recovered for the Broncos on the Seattle 24. On first down Gaston Green headed up the left sideline for 23 yards, and two plays later he scored from one yard out, giving the lead to Denver. Late in the quarter Seattle began a drive from its own one and drove 81 yards before being stalled at the Denver 18. Kasay came on to kick a 36-yard field goal and cut Denver's lead to 7-6. Alton Montgomery returned the ensuing kickoff 64 yards to the Seahawk 26, setting up a 30-yard field goal by David Treadwell. Midway through the final quarter Seattle reached the Bronco 22, but on a first-and-10 play, Keith Traylor stripped the ball from Chris Warren and Jeff Mills recovered for Denver on the Denver 15.

Seattle	0	3	3	0	-	6
Denver	0	0	7	3	-	10

Sea-Kasay 34 FG (7-15)	Team statistics	Sea	Den
Den-Green 1 run (Treadwell kick) (3-24)	First downs	16	15
Sea-Kasay 36 FG (12-81)	Rushes-yards	30-142	23-89
Den-Treadwell 30 FG (6-13)	Passing yards	80	204
Attendance - 72,570	Sacked-yards lost	8-57	2-6
Game time - 2:53	Passes	25-14-0	30-20-3
	Punts	5-44.2	4-43.8
	Fumbles-lost	3-2	3-2
	Penalties-yards	3-30	5-52
	Time of possession	33:00	27:00

INDIVIDUAL STATISTICS

Seattle

RUSHING - Warren 16-97, Gelbaugh 3-27, Williams 9-17, Tuten 1-0, Mayes 1-1.
PASSING - Gelbaugh 13-24-0, 135 yards. Stouffer 1-1-0, 2 yards. **RECEIVING**
 - Kane 5-66, Williams 6-41, Blades 1-11, Heller 1-17, Jones 1-2. **INTERCEPTIONS**
 - Harper 1-23, Cain 1-3, Davis 1-0. **SACKS** - Kennedy 1-3, Woods 1-3.

Denver

RUSHING - Green 13-50, Rivers 4-17, Lewis 6-22. **PASSING** - Elway 20-29-3,
 210 yards. Lewis 0-1-0. **RECEIVING** - Rivers 7-51, Sharpe 3-23, R. Johnson 2-
 10, Tillman 3-53, Green 1-33, Jackson 3-33, Marshall 1-7. **INTERCEPTIONS** -
 none. **SACKS** - Fletcher 2-15, Mecklenburg 2-8, Dronett 1.5-12, Traylor 1-14,
 Walker 1-8, Croel 0.5-7.

KANSAS CITY 42, DENVER 20

KANSAS CITY, MO., Dec. 27 - The Chiefs' defense returned three Denver turnovers into touchdowns in Kansas City's 42-20 win over the Broncos. The loss knocked Denver out of playoff contention and dropped the club's final season record to 8-8. The teams traded punts for much of the first quarter before the Broncos mounted the first scoring drive. A 62-yard flea-flicker pass from John Elway to Arthur Marshall set up Elway's 12-yard touchdown pass to Reggie Johnson with 1:05 left in the first quarter. Early in the second quarter Kansas City took advantage of a 29-yard Denver punt, driving 44 yards in eight plays to score on 12-yard pass from Dave Kreig to Jonathan Hayes. Five plays into Denver's next possession, Elway was hit as he was throwing by Derrick Thomas, and the errant pass was intercepted by Bennie Thompson. He lateraled to Charles Mincy, who scored on a 32-yard return. Kansas City reached the Bronco seven just before halftime, but Dennis Smith intercepted a Krieg pass to halt the scoring threat. Three plays into the second half, Elway was intercepted by Dale Carter, who returned the ball 36 yards for a score, giving the Chiefs a 21-7 lead. On Denver's next drive, a 52-yard pass from Elway to Shannon Sharpe helped set up a 27-yard field goal by David Treadwell. The Broncos' next drive stalled at the Denver 26, but when Dale Carter mishandled a punt, Alton Montgomery recovered for the Broncos on the KC seven. The Denver offense could only get as close as the two-yard line and had to settle for another field goal, cutting the lead to 21-13. On the Chiefs' next offensive play, from their own 20, Krieg connected with Willie Davis for a 45-yard gain, and a 15-yard face mask penalty gave Kansas City a first down on the Bronco 20. Two plays later Krieg completed a pass to Fred Barnett, who reached the Denver one before being stripped of the ball by Dennis Smith. Steve Atwater recovered the fumble at the Denver two. On third and 10, Elway dropped back to pass but was sacked by Thomas and fumbled. Thomas recovered in the end zone for a TD, increasing the Chiefs' lead to 28-13. The Chiefs took their next possession at the Denver 13, after the Broncos fumbled on a fourth down play. Three plays into the drive Krieg threw a five-yard touchdown pass to Hayes. Behind quarterback Tommy Maddox, Denver drove 78 yards in six plays, scoring on a one-yard run by Greg Lewis. An onside kick was recovered by Kansas City's Kerry Cash, who returned it to the Denver eight. One play later Christian Okoye bowled into the end zone for the final score of the game.

Denver	7	0	3	10	-	20
Kansas City	0	14	7	21	-	42

Den-R. Johnson 12 pass from Elway
 (Treadwell kick) (6-87)
 KC-Hayes 12 pass from Krieg (Lowery kick)
 (8-44)
 KC-Mincy 32 interception return (Lowery kick)
 KC-Carter 36 interception return (Lowery kick)
 Den-Treadwell 27 FG (9-71)
 Den-Treadwell 19 FG (4-5)
 KC-Thomas fumble recovery in end zone
 (Lowery kick)
 KC-Hayes 5 pass from Krieg (Lowery kick)
 (3-13)
 Den-Lewis 1 run (Treadwell kick) (6-78)
 KC-Okoye 8 run (Lowery kick) (1-8)
 Attendance - 76,240
 Game time - 3:07

Team statistics	Den	KC
First downs	16	13
Rushes-yards	82	60
Passing yards	208	160
Sacked-yards lost	6-56	3-16
Passes	35-19-2	25-14-1
Punts	6-45.5	6-49.3
Fumbles-lost	3-1	3-2
Penalties-yards	6-50	3-21
Time of possession	34:53	25:07

INDIVIDUAL STATISTICS

Denver

RUSHING - Lewis 9-21, Green 12-30, Rivers 4-24, Elway 2-7. **PASSING** - Elway
 16-32-2, 211 yards. Maddox 3-3-0, 53 yards. **RECEIVING** - Sharpe 5-87, Green
 2-1, R. Johnson 4-31, Marshall 1-62, Lewis 1-(-1), Tillman 2-36, Jackson 2-10,
 Rivers 2-38. **INTERCEPTIONS** - Smith 1-8. **SACKS** - Fletcher 2-13, Mecklenburg
 1-3.

Kansas City

RUSHING - Word 5-4, Krieg 2-2, Williams 14-46, Okoye 1-8. **PASSING** - Krieg
 14-25-1, 176 yards. **RECEIVING** - Word 1-7, Briden 2-13, Hargain 2-21, Hayes
 4-44, Williams 1-12, Barnett 2-26, McNair 1-8, Davis 1-45. **INTERCEPTIONS**
 - Thompson 1-0, Mincy 0-32, Carter 1-36. **SACKS** - Thomas 3-26, Smith 1-13,
 Phillips 0.5-8, Griffin 0.5-8.

FUTURE SUPER BOWLS

Super Bowl XXVIII

January 30, 1994Georgia Dome, Atlanta, Georgia

Super Bowl XXIX

January 29, 1995Joe Robbie Stadium, Miami, Florida

Super Bowl XXX

Date TBASun Devil Stadium, Tempe, Arizona



Denver Broncos

1992 FINAL STANDINGS

American Football Conference

	Western Division				Pts.	Opp
	W	L	T	Pct.		
* San Diego	11	5	0	.688	335	241
** Kansas City	10	6	0	.625	348	282
Denver	8	8	0	.500	262	329
L.A. Raiders	7	9	0	.438	249	281
Seattle	2	14	0	.125	140	312
	Central Division				Pts.	Opp
	W	L	T	Pct.		
* Pittsburgh	11	5	0	.688	299	225
** Houston	10	6	0	.625	352	258
Cleveland	7	9	0	.438	272	275
Cincinnati	5	11	0	.313	274	364
	Eastern Division				Pts.	Opp
	W	L	T	Pct.		
* Miami	11	5	0	.688	340	281
** Buffalo	11	5	0	.688	381	283
Indianapolis	9	7	0	.563	216	302
N.Y. Jets	4	12	0	.250	220	315
New England	2	14	0	.125	205	363

National Football Conference

	Western Division				Pts.	Opp.
	W	L	T	Pct.		
* San Francisco	14	2	0	.875	431	236
** New Orleans	12	4	0	.750	330	202
Atlanta	6	10	0	.375	327	414
L.A. Rams	6	10	0	.385	313	383
	Central Division				Pts.	Opp.
	W	L	T	Pct.		
* Minnesota	11	5	0	.688	374	249
Green Bay	9	7	0	.563	276	296
Tampa Bay	5	11	0	.313	267	365
Chicago	5	11	0	.313	295	361
Detroit	5	11	0	.313	273	332
	Eastern Division				Pts.	Opp.
	W	L	T	Pct.		
* Dallas	13	3	0	.813	409	243
** Philadelphia	11	5	0	.688	354	245
** Washington	9	7	0	.563	300	255
N.Y. Giants	6	10	0	.375	306	367
Phoenix	4	12	0	.250	243	332

* - Division winner.

** - Wild Card.

POST-SEASON RESULTS

(Home teams in CAPS.)

AFC First Round Playoffs

SAN DIEGO 17, Kansas City 0
BUFFALO 41, Houston 38 (OT)

AFC Divisional Playoffs

MIAMI 31, San Diego 0
Buffalo 24, PITTSBURGH 3

AFC Championship Game

Buffalo 29, MIAMI 10

Super Bowl XXVII

Dallas 52, BUFFALO 17

NFC First Round Playoffs

Washington 24, MINNESOTA 7
Philadelphia 35, NEW ORLEANS 20

NFC Divisional Playoffs

SAN FRANCISCO 20, Washington 13
DALLAS 34, Philadelphia 10

NFC Championship Game

Dallas 30, SAN FRANCISCO 20

AFC-NFC Pro Bowl

AFC 23, NFC 20 (OT)

NOTABLE PERFORMANCES

THE LAST TIME

(1992 performances boldfaced)

100 YARDS RUSHING—

Broncos: Gaston Green, 24-133, 1TD, at Kansas City, 11/17/91.
Opponents: Thurman Thomas, 26-120, 1TD, at Buffalo, 12/12/92.

300 YARDS PASSING—

Broncos: John Elway, 23/38, 311 yards, 2TD, vs. Kansas City, 10/4/92.
Opponents: Stan Humphries, 20/27, 349 yards, 2TD, at San Diego, 10/25/92.

100 YARDS RECEIVING—

Broncos: Shannon Sharpe, 7-109, 1TD, at Buffalo, 12/12/92.
Opponents: Don Beebe, 4-104, 1TD, at Buffalo, 12/12/92.

SHUTOUT—

Broncos: Denver 12, at Cleveland 0, 9/27/92.
Opponents: at LA Raiders 24, Denver 0, 11/22/92.

40 POINTS—

Broncos: at Denver 45, Cincinnati 14, 9/1/91.
Opponents: at Kansas City 42, Denver 20, 12/27/92.

PUNT RETURN FOR TOUCHDOWN—

Broncos: Kevin Clark, 71 yards, vs. San Diego, 12/27/87.
Opponents: Mel Gray, 66 yards, at New Orleans, 11/20/88.

KICKOFF RETURN FOR TOUCHDOWN—

Broncos: Randy Montgomery, 94 yards, at San Diego, 9/24/72.
Opponents: Gary Anderson, 98 yards, at San Diego, 11/17/85.

INTERCEPTION RETURN FOR TOUCHDOWN—

Broncos: Wymon Henderson, 46 yards, vs. NY Jets, 11/8/92.
Opponents: Dale Carter, 36 yards, at Kansas City, 12/27/92.

FUMBLE RETURN FOR TOUCHDOWN (DEFENSE)—

Broncos: Michael Brooks, 54 yards, vs. LA Raiders, 9/6/92.
Opponents: Derrick Thomas, recovered fumble in end zone, at Kansas City, 12/27/92.

BLOCKED PUNT—

Broncos: Frank Robinson, vs. Houston, 10/18/92.
Opponents: Bubba McDowell, vs. Houston, 10/18/92.

BLOCKED PUNT RETURN FOR TOUCHDOWN—

Broncos: Rob Nairne, 22 yards, vs. New England, 11/11/79.
Opponents: Bubba McDowell, in end zone, at Houston, 10/6/91.

BLOCKED FIELD GOAL—

Broncos: Dennis Smith, vs. NY Jets, 11/8/92.
Opponents: Nolan Harrison, at LA Raiders, 11/22/92.


BLOCKED FIELD GOAL RETURNED FOR TOUCHDOWN—

Broncos: Louis Wright, 60 yards, vs. San Diego, 11/17/85.
Opponents: Cornelius Bennett, 80 yards, at Buffalo, 9/30/90.

SAFETY—

Broncos: Karl Mecklenburg tackled Anthony Dilweg in end zone, vs. Green Bay, 12/30/90.
Opponents: Dino Hackett tackled Tony Dorsett in end zone, vs. Kansas City, 11/6/88.

HISTORY AND RECORDS



SIMON FLETCHER HAD AN OUTSTANDING YEAR ON DEFENSE, LEADING THE TEAM IN SACKS FOR THE 5TH STRAIGHT SEASON, BECOMING THE FIRST BRONCO IN TEAM HISTORY TO DO SO. FLETCHER WAS NAMED THE TEAM'S DEFENSIVE MVP.

ALL-TIME SCORES

REGULAR SEASON RESULTS

1960			1961		
Coach: Frank Filchok 4-9-1 Attend.			Coach: Frank Filchok 3-11-0 Attend.		
13 At Boston	10	21,597	22 At Buffalo	10	16,636
27 At Buffalo	21	15,229	17 At Boston	45	14,479
24 At New York	28	20,462	28 At New York	35	14,381
31 Oakland	14	18,372	19 At Oakland	33	8,361
19 Los Angeles	23	19,141	12 Dallas	19	14,500
31 Boston	24	12,683	27 Oakland	24	11,129
14 Dallas	17	13,002	27 New York	10	12,508
25 Houston	45	14,489	0 At San Diego	37	32,584
7 At Dallas	34	21,000	14 Houston	55	11,564
10 At Houston	20	20,778	16 San Diego	19	7,859
38 Buffalo	38	7,785	10 Buffalo	23	7,645
27 New York	30	5,861	14 At Houston	45	27,874
33 At Los Angeles	41	9,928	24 Boston	28	9,303
10 At Oakland	48	7,000	21 At Dallas	49	8,000
1962			1963		
Coach: Jack Faulkner 7-7-0 Attend.			Coach: Jack Faulkner 2-11-1 Attend.		
30 San Diego	21	28,000	7 Kansas City	59	21,115
23 At Buffalo	20	30,577	14 At Houston	20	23,047
16 At Boston	41	21,038	14 Boston	10	18,636
32 At New York	10	17,213	50 San Diego	34	19,137
44 Oakland	7	22,452	24 Houston	33	24,896
23 At Oakland	6	7,000	21 At Boston	40	25,418
20 Houston	10	34,496	35 At New York	35	22,553
38 Buffalo	45	26,051	28 Buffalo	30	19,424
23 At San Diego	20	20,827	17 At Buffalo	27	30,989
29 Boston	33	28,187	9 New York	14	14,247
3 Dallas	24	23,523	10 Oakland	26	14,763
45 New York	46	15,776	21 At Kansas City	52	17,433
17 At Houston	34	30,650	31 At Oakland	35	15,223
10 At Dallas	17	19,137	20 At San Diego	58	31,312
1964			1965		
Coach: Jack Faulkner (4 games) and Mac Speedie (10 games) 2-11-1 Attend.			Coach: Mac Speedie 4-10-0 Attend.		
6 At New York	30	45,665	31 At San Diego	34	27,022
13 At Buffalo	30	25,141	15 Buffalo	30	30,656
17 Houston	38	22,155	27 At Boston	10	26,782
10 Boston	39	17,851	16 New York	13	34,988
33 Kansas City	27	16,885	23 Kansas City	31	31,001
14 At San Diego	42	23,242	28 Houston	17	32,492
7 At Oakland	40	16,825	13 At Buffalo	31	45,046
39 At Kansas City	49	15,053	10 At New York	45	55,572
20 San Diego	31	19,670	21 San Diego	35	33,073
20 New York	16	11,309	31 At Houston	21	28,126
7 At Boston	12	24,979	20 Oakland	28	30,369
20 Oakland	20	15,958	13 At Oakland	24	19,023
19 Buffalo	30	14,431	20 Boston	28	27,207
15 At Houston	34	15,839	35 At Kansas City	45	14,421
1966			1967		
Coach: Mac Speedie (2 games) and Ray Malavasi (12 games) 4-10-0 Attend.			Coach: Lou Saban 3-11-0 Attend.		
7 At Houston	45	30,156	26 Boston	21	35,488
10 Boston	24	25,160	0 At Oakland	51	25,423
7 New York	16	28,770	21 At Miami	35	29,381
40 Houston	38	27,203	24 New York	38	35,565
10 At Kansas City	37	33,929	6 At Houston	10	21,798
7 At Miami	24	23,393	16 Buffalo	17	35,188
10 Kansas City	56	26,196	21 San Diego	33	34,465
17 At San Diego	24	25,819	9 At Kansas City	52	44,002
17 At Boston	10	18,154	17 Oakland	21	29,043
3 Oakland	17	26,703	18 Houston	20	30,392
20 San Diego	17	24,860	21 At Buffalo	20	30,891
17 Miami	7	33,306	20 At San Diego	24	34,586
10 At Oakland	28	31,765	33 At New York	24	61,615
21 At Buffalo	38	40,583	24 Kansas City	38	31,660

REGULAR SEASON RESULTS

1968

Coch: Lou Saban	5-9-0	Attend.
10 At Cincinnati	24	25,049
2 At Kansas City	34	45,821
17 Boston	20	37,024
10 Cincinnati	7	41,257
21 At New York	13	62,052
24 At San Diego	55	42,953
21 Miami	14	44,115
35 At Boston	14	18,304
7 Oakland	43	50,002
17 At Houston	38	36,075
34 Buffalo	32	35,201
23 San Diego	47	35,312
27 At Oakland	33	47,754
7 Kansas City	30	38,463

1970

Coch: Lou Saban	5-8-1	Attend.
25 At Buffalo	10	34,882
16 Pittsburgh	13	50,705
26 Kansas City	13	50,705
23 At Oakland	35	54,436
24 Atlanta	10	50,705
14 At San Francisco	19	39,515
3 Washington	19	50,705
21 At San Diego	24	48,327
19 Oakland	24	50,959
31 At New Orleans	6	66,837
21 At Houston	31	35,733
0 At Kansas City	16	50,454
17 San Diego	17	50,959
13 Cleveland	27	51,001

1972

Coch: John Ralston	5-9-0	Attend.
30 Houston	17	51,656
14 At San Diego	37	49,048
24 Kansas City	45	51,656
10 At Cincinnati	21	55,812
20 Minnesota	23	51,656
30 At Oakland	23	53,551
20 Cleveland	27	51,656
17 At N.Y. Giants	29	62,689
16 At Los Angeles	10	65,398
20 Oakland	37	51,656
20 At Atlanta	23	58,850
21 At Kansas City	24	66,725
38 San Diego	13	51,473
45 New England	21	51,656

1974

Coch: John Ralston	7-6-1	Attend.
10 Los Angeles	17	51,121
35 Pittsburgh (OT)	35	51,068
3 At Washington	30	54,395
17 At Kansas City	14	67,298
33 New Orleans	17	50,881
27 San Diego	7	50,928
21 At Cleveland	23	60,478
17 Oakland	28	45,946
17 At Baltimore	6	33,244
34 Kansas City	42	50,236
20 At Oakland	17	51,224
31 At Detroit	27	51,157
37 Houston	14	47,142
0 At San Diego	17	36,571

1969

Coch: Lou Saban	5-8-1	Attend.
26 Boston	21	35,488
21 New York	19	50,583
28 At Buffalo	41	40,302
13 Kansas City	26	50,564
14 Oakland	24	49,511
30 At Cincinnati	23	27,920
21 At Houston	24	45,348
13 San Diego	0	45,511
10 At Oakland	41	54,416
20 Houston	20	45,002
24 At San Diego	45	34,664
17 At Kansas City	31	48,773
24 At Miami	27	25,332
27 Cincinnati	16	42,196

1971

Coch: Lou Saban (9 games) and Jerry Smith (5 games)	4-9-1	Attend.
10 Miami	10	51,200
13 At G. Bay (Milw.)	34	47,957
3 Kansas City	16	51,200
16 Oakland	27	51,200
20 San Diego	16	51,200
27 At Cleveland	0	75,674
16 At Philadelphia	17	65,358
20 Detroit	24	51,200
10 Cincinnati	24	51,200
10 At Kansas City	28	49,945
22 At Pittsburgh	10	39,710
6 Chicago	3	51,200
17 At San Diego	45	44,347
13 At Oakland	21	54,651

1973

Coch: John Ralston	7-5-2	Attend.
28 Cincinnati	10	49,059
34 San Francisco	36	50,966
14 Chicago	33	51,159
14 At Kansas City	16	71,414
48 At Houston	20	32,801
23 Oakland	23	51,270
40 At N.Y. Jets	28	55,108
17 At St. Louis	17	46,567
30 San Diego	19	51,034
23 At Pittsburgh	13	48,580
14 Kansas City	10	51,331
10 Dallas	22	51,508
42 At San Diego	28	44,954
17 At Oakland	21	51,910

1975

Coch: John Ralston	6-8-0	Attend.
37 Kansas City	33	51,858
23 Green Bay	13	51,621
14 At Buffalo	38	79,864
9 At Pittsburgh	20	49,164
16 Cleveland	15	52,590
13 At Kansas City	26	70,043
17 Oakland	42	52,868
16 Cincinnati	17	49,919
27 At San Diego	17	26,048
21 At Atlanta	35	28,686
13 San Diego (OT)	10	46,802
10 At Oakland	17	51,075
25 Philadelphia	10	37,080
13 At Miami	14	43,064

REGULAR SEASON RESULTS

1976

Coch: John Ralston	9-5-0	Attend.
7 At Cincinnati	17	53,464
46 New York Jets	3	62,660
44 Cleveland	13	62,975
26 San Diego	0	63,369
3 At Houston	17	47,928
10 Oakland	17	63,431
35 At Kansas City	26	57,961
6 At Oakland	19	52,169
48 Tampa Bay	13	62,703
17 At San Diego	0	32,017
14 New York Giants	13	63,151
14 At New England	38	61,128
17 Kansas City	16	58,170
28 At Chicago	14	44,459

1977

Coch: Red Miller	12-2-0	Attend.
7 St. Louis	0	75,002
26 Buffalo	6	74,897
24 At Seattle	13	53,108
23 Kansas City	7	74,878
30 At Oakland	7	53,616
24 At Cincinnati	13	54,305
14 Oakland	24	75,007
21 Pittsburgh	7	74,967
17 At San Diego	14	45,211
14 At Kansas City	7	54,050
27 Baltimore	13	74,939
24 At Houston	14	46,875
17 San Diego	9	74,905
6 At Dallas	14	63,752

Playoffs

34 Pittsburgh	21	75,011
20 Oakland	17	74,982

Super Bowl XII

10 Dallas	27	76,400
-----------	----	--------

1978

Coch: Red Miller	10-6-0	Attend.
14 Oakland	6	74,904
9 At Minnesota(OT)	12	46,508
27 San Diego	14	74,983
23 At Kansas City (OT)	17	60,593
28 Seattle	7	74,989
0 At San Diego	23	50,077
16 Chicago	7	75,008
6 At Baltimore	7	54,057
20 At Seattle (OT)	17	62,948
28 New York Jets	31	74,983
19 At Cleveland	7	70,856
16 Green Bay	3	74,965
14 At Detroit	17	71,785
21 At Oakland	6	53,932
24 Kansas City	3	74,149
17 Pittsburgh	21	74,104

Playoffs

10 At Pittsburgh	33	48,921
------------------	----	--------

1980

Coch: Red Miller	8-8-0	Attend.
6 At Philadelphia	27	70,307
41 Dallas	20	74,919
13 San Diego	30	74,970
14 At New England	23	59,602
19 At Cleveland	16	81,065
20 Washington	17	74,657
17 Kansas City	23	74,459
14 At N.Y. Giants	9	67,598
16 Houston	20	74,717
20 At San Diego	13	51,435
31 New York Jets	24	72,114
36 Seattle	20	73,274
3 At Oakland	9	51,583
14 At Kansas City	31	40,237
21 Oakland	24	73,974
25 At Seattle	17	51,853

1982

Coch: Dan Reeves	2-7-0	Attend.
3 San Diego	23	73,564
24 San Francisco	21	73,899
10 Seattle	17	73,916
20 At San Diego	30	47,629
27 Atlanta	34	73,984
27 At L.A. Rams	24	48,112
16 Kansas City	37	74,192
10 At L.A. Raiders	27	44,160
11 At Seattle	13	43,145

1981

Coch: Dan Reeves	10-6-0	Attend.
9 Oakland	7	74,796
10 At Seattle	13	58,513
28 Baltimore	10	74,804
42 San Diego	24	74,844
17 At Oakland	0	51,035
27 Detroit	21	74,816
14 At Kansas City	28	74,672
7 At Buffalo	9	77,757
19 Minnesota	17	74,834
23 Cleveland (OT)	20	74,850
24 At Tampa Bay	7	64,518
21 At Cincinnati	38	57,207
17 At San Diego	34	51,533
16 Kansas City	13	74,744
23 Seattle	13	74,527
24 At Chicago	35	40,125

Playoffs

7 At Seattle	31	60,752
--------------	----	--------

REGULAR SEASON RESULTS (Continued)

1984			1985		
Coach: Dan Reeves	13-3-0	Attend.	Coach: Dan Reeves	11-5-0	Attend.
20 Cincinnati	17	74,178	16 At L.A. Rams	20	52,522
0 At Chicago	27	54,335	34 New Orleans	23	74,488
24 At Cleveland	14	61,980	44 At Atlanta	28	37,903
21 Kansas City	0	74,263	26 Miami	30	73,614
16 L.A. Raiders	13	74,833	31 Houston	20	74,699
28 At Detroit	7	55,836	15 At Indianapolis	10	60,621
17 Green Bay	14	62,546	13 Seattle (OT)	10	74,899
37 At Buffalo	7	31,204	30 At Kansas City	10	68,248
22 At L.A. Raiders(OT)	19	91,020	10 At San Diego	30	57,312
26 New England	19	74,908	17 San Francisco	16	73,173
16 At San Diego	13	53,162	30 San Diego(OT)	24	74,376
42 Minnesota	21	74,716	28 At L.A. Raiders(0)	31	63,161
24 Seattle	27	74,922	31 At Pittsburgh	23	56,797
13 At Kansas City	16	38,494	14 L.A. Raiders (OT)	17	75,042
16 San Diego	13	74,867	14 Kansas City	13	69,209
31 At Seattle	14	64,411	27 At Seattle	24	56,283

Playoffs

17 Pittsburgh	24	74,981
---------------	----	--------

1986			1987		
Coach: Dan Reeves	11-5-0	Attend.	Coach: Dan Reeves	10-4-1	Attend.
38 L.A. Raiders	36	75,695	40 Seattle	17	75,999
21 At Pittsburgh	10	57,305	17 at Green Bay(Milw.)	17	50,624
33 At Philadelphia	7	63,839	(OT)		
27 New England	20	75,804	10 Houston	40	38,494
29 Dallas	14	76,082	30 L.A. Raiders	14	61,230
31 At San Diego	14	60,368	26 at Kansas City	17	20,296
10 At New York Jets	22	73,759	27 at Minnesota	34	51,011
20 Seattle	13	76,089	34 Detroit	0	75,172
21 At L.A. Raiders	10	90,153	14 at Buffalo	21	63,698
3 San Diego	9	75,012	31 Chicago	29	75,783
38 Kansas City	17	75,745	23 at L.A. Raiders	17	61,318
16 At New York Giants	19	75,116	31 At San Diego	17	61,880
34 Cincinnati	28	58,705	31 New England	20	75,795
10 At Kansas City	37	47,019	21 at Seattle	28	61,759
31 Washington	30	75,905	20 Kansas City	17	75,053
16 At Seattle	41	63,697	24 San Diego	0	21,189

Playoffs

22 New England	17	76,105
23 At Cleveland (OT)	20	79,915

Super Bowl XXI

20 New York Giants	39	101,063
--------------------	----	---------

1988			1989		
Coach: Dan Reeves	8-8-0	Attend.	Coach: Dan Reeves	11-5-0	Attend.
14 Seattle	21	75,986	34 Kansas City	20	74,284
34 San Diego	3	75,359	28 at Buffalo	14	78,176
13 at Kansas City	20	63,268	31 L.A. Raiders	21	75,754
27 L.A. Raiders (OT)	30	75,964	13 at Cleveland	16	78,637
12 at San Diego	0	55,763	16 San Diego	10	75,222
16 at San Francisco(OT)	13	61,711	14 Indianapolis	3	74,680
30 Atlanta	14	75,287	24 at Seattle (0)	21	62,353
21 at Pittsburgh	39	49,811	24 Philadelphia	28	75,065
23 at Indianapolis	55	60,544	34 Pittsburgh	7	74,739
17 Kansas City	11	74,227	16 at Kansas City	13	76,245
30 Cleveland	7	75,806	14 at Washington	10	52,975
0 at New Orleans	42	68,075	41 Seattle	14	75,117
35 L.A. Rams	24	74,141	13 at L.A. Raiders(OT)	16	87,560
20 at L.A. Raiders	21	65,561	7 N.Y. Giants	14	63,283
14 at Seattle	42	62,838	37 at Phoenix	0	56,071
21 New England	10	70,910	16 at San Diego	19	50,524

Playoffs

24 Pittsburgh	23	75,868
37 Cleveland	21	76,005

Super Bowl XXIV

10 San Francisco	55	72,919
------------------	----	--------

REGULAR SEASON RESULTS (Continued)

1990			1991		
Coach: Dan Reeves	5-11-0	Attend.	Coach: Dan Reeves	12-4-0	Attend.
9 at L.A. Raiders	14	54,206	45 Cincinnati	14	72,855
24 Kansas City	23	75,277	13 at L.A. Raiders	16	48,569
34 Seattle (OT)	31	75,290	16 Seattle	10	74,152
28 at Buffalo	29	74,393	27 San Diego	19	73,258
29 Cleveland	30	74,814	13 at Minnesota	6	55,031
17 Pittsburgh	34	74,285	14 at Houston	42	59,145
27 at Indianapolis	17	59,850	19 Kansas City	16	75,866
22 at Minnesota	27	57,331	9 at New England	6	43,994
7 at San Diego	19	59,557	20 Pittsburgh	13	70,973
13 Chicago (OT)	16	75,013	16 L.A. Raiders	17	75,896
27 at Detroit	40	73,896	24 at Kansas City	20	74,661
20 L.A. Raiders	23	74,162	10 at Seattle	13	60,430
20 at Kansas City	31	74,347	20 New England	3	67,116
20 San Diego	10	64,919	17 at Cleveland	7	73,539
12 at Seattle	17	55,845	24 Phoenix	19	74,098
22 Green Bay	13	46,943	17 at San Diego	14	51,449

Playoffs

26 Houston	24	75,301
7 at Buffalo	10	80,272

1992

Coach: Dan Reeves	8-8	Attend.
17 L.A. Raiders	13	75,418
21 San Diego	13	74,367
0 at Philadelphia	30	65,833
12 at Cleveland	0	78,064
20 Kansas City	19	75,629
3 at Washington	34	56,371
27 Houston	21	74,827
21 at San Diego	24	53,576
27 New York Jets	16	74,678
27 New York Giants	13	75,269
0 at L.A. Raiders	24	50,011
13 at Seattle (OT)	16	51,612
27 Dallas	31	74,946
17 at Buffalo	27	71,740
10 Seattle	6	72,570
20 at Kansas City	42	76,240

ALL-TIME PRE-SEASON RESULTS

1960 (0-5)		1961 (1-4)	
6 Boston 43 (Providence, R.I.)		13 At Dallas 31 (Midland, Tex.)	
14 Buffalo 31 (Rochester)		48 Oakland 21 (Spokane)	
3 At Houston 42		27 At Dallas 29 (Ft. Worth)	
0 Dallas 48 (Little Rock)		10 Houston 42 (Mobile)	
30 At Los Angeles 36		12 At Oakland 49	
1962 (2-2)		1963 (2-3)	
17 Houston 33 (Atlanta)		27 Houston 10	
24 At San Diego 31		10 At Oakland 35	
47 At Dallas 24		31 San Diego 25	
21 At Oakland 12 (Stockton, CA)		16 At Kansas City 30	
14 Buffalo 21 (Winston-Salem)			
1964 (2-3)		1965 (1-4)	
20 At San Diego 34		24 Kansas City 30	
7 Oakland 20		27 Oakland 17 (Salt Lake City)	
32 At Houston 20		6 San Diego 21	
10 Kansas City 14 (Ft. Worth)		3 Houston 25 (San Antonio)	
28 Boston 17		20 Oakland 30 (Sacramento)	
1966 (1-3)		1967 (3-1)	
30 Kansas City 32		2 Miami 19(Akron)	
3 At Buffalo 25		13 Detroit 7	
28 Miami 16(Memphis)		14 Minnesota 9	
21 Oakland 52		21 Oakland 17 (N. Platte, Neb.)	
1968 (2-3)		1969 (1-4)	
15 Cincinnati 13		6 At Minnesota 26	
16 Minnesota 39		22 New Orleans 28	
6 San Francisco 22		19 San Francisco 15	
6 San Diego 3 (San Antonio)		10 Boston 26 (Jacksonville)	
7 Oakland 23 (Portland)		11 At Cincinnati 13	

ALL-TIME PRE-SEASON RESULTS (Continued)

1970 (3-2)

- 26 St. Louis 16
- 7 Baltimore 24
- 7 S. Francisco 23 (Eugene, Ore.)
- 30 Chicago 17
- 16 Boston 14 (Salt Lake City)

1972 (2-3)

- 0 At Washington 41
- 13 At St. Louis 17
- 27 At San Francisco 24
- 49 New England 24
- 13 Baltimore 20

1974 (4-2)

- 19 New York Jets 41
- 27 Minnesota 21
- 10 At San Francisco 3
- 31 At Green Bay 21
- 27 New England 21 (At Spokane)
- 14 Atlanta 20

1976 (5-2)

- 10 Detroit 7 (Hall of Fame Game at Canton, Ohio)
- 14 Chicago 15
- 7 At San Francisco 17
- 13 At Dallas 9
- 52 Seattle 7
- 21 At St. Louis 17
- 30 Minnesota 17

1978 (2-2)

- 17 At Houston 12
- 14 Dallas 21
- 23 At Buffalo 13
- 13 San Francisco 24

1980 (2-2)

- 17 Cincinnati 6
- 6 At New York Giants 9
- 13 Los Angeles 26
- 38 At Green Bay 0

1982 (4-0)

- 33 At Los Angeles Rams 20
- 17 Miami 14
- 27 Minnesota 17
- 20 At New York Jets 13

1984 (3-1)

- 13 Washington 16
- 21 San Francisco 20
- 31 Indianapolis 0
- 24 At Atlanta 13

1986 (2-2)

- 7 New Orleans 10
- 27 At Minnesota 29
- 14 San Francisco 9
- 19 Los Angeles Rams 10

1988 (3-1)

- 40 at L.A. Rams 31
- 34 San Francisco 24
- 13 At Miami 16
- 21 Indianapolis 20

1990 (3-2)

- 10 Seattle 7 (Tokyo)
- 16 at Indianapolis 7
- 24 San Francisco 27
- 16 at Miami 17
- 25 Phoenix 14

1971 (1-4)

- 13 Washington 17
- 10 Atlanta 27 (Memphis)
- 17 San Francisco 33 (Spokane)
- 14 Minnesota 7
- 17 At Chicago 33

1973 (2-3)

- 10 At Washington 14
- 38 St. Louis 17
- 7 At San Francisco 43
- 16 Buffalo 14
- 10 Baltimore 17

1975 (3-3)

- 20 Baltimore 23
- 21 At New Orleans 24
- 27 Houston 21
- 13 At Chicago 0
- 10 At San Francisco 44
- 21 St. Louis 17

1977 (5-1)

- 14 Baltimore 8
- 15 St. Louis 7
- 10 At Atlanta 2
- 24 At Philadelphia 28
- 27 At Seattle 10
- 20 At San Francisco 0

1979 (3-1)

- 6 At Dallas 7
- 13 Washington 6
- 21 At San Francisco 0
- 20 New England 17 (OT)

1981 (2-2)

- 7 New York Jets 33
- 14 At Miami 24
- 17 Green Bay 7
- 24 At Cincinnati 20

1983 (3-1)

- 10 Seattle 7
- 21 Atlanta 10
- 19 Cleveland 10
- 3 At Minnesota 34

1985 (2-2)

- 20 N.Y. Giants 30
- 20 At San Francisco 13
- 20 Indianapolis 3
- 9 Minnesota 13

1987 (3-2)

- 27 L.A. Rams 28 (London)
- 20 Green Bay 14 (Phoenix)
- 31 Miami 28
- 24 at L.A. Rams 20
- 17 Minnesota 27

1989 (2-2)

- 17 L.A. Rams 13
- 17 at San Francisco 35
- 24 Dallas 21 (OT)
- 34 at Indianapolis 38

1991 (2-3)

- 3 Detroit (Hall of Fame Game at Canton, Ohio) 14
- 10 Indianapolis 3
- 6 at San Francisco 24
- 21 Miami 13
- 10 at Phoenix 34

ALL-TIME PRE-SEASON RESULTS (Continued)

1992 (1-4)

- 7 At San Francisco 13
- 31 Tampa Bay 10
- 27 Miami 31 (Berlin)
- 3 At Dallas 17
- 17 Phoenix 21

REGULAR SEASON SERIES RECORDS

ATLANTA FALCONS

- 1970—At Den 24, Atl 10
- 1972—At Atl 23, Den 20
- 1975—At Atl 35, Den 21
- 1979—Den 20, At Atl 17 (OT)
- 1982—Atl 34, At Den 27
- 1985—Den 44, At Atl 28
- 1988—At Den 30, Atl 14
- (RS: Broncos 4, Falcons 3)

BUFFALO BILLS

- 1960—Den 27, At Buf 21
- 1960—At Den 38, Buf 38 (tie)
- 1961—Den 22, At Buf 10
- 1961—Buf 23, At Den 10
- 1962—Den 23, At Buf 20
- 1962—Buf 45, At Den 38
- 1963—Buf 30, At Den 28
- 1963—At Buf 27, Den 17
- 1964—At Buf 30, Den 13
- 1964—Buf 30, At Den 19
- 1965—Buf 30, At Den 15
- 1965—At Buf 31, Den 13
- 1966—At Buf 38, Den 21
- 1967—Buf 17, At Den 16
- 1967—Den 21, At Buf 20
- 1968—At Den 34, Buf 32
- 1969—At Buf 41, Den 28
- 1970—Den 25, At Buf 10
- 1975—At Buf 38, Den 14
- 1977—At Den 26, Buf 6
- 1979—Den 19, At Buf 16
- 1981—At Buf 9, Den 7
- 1984—Den 37, At Buf 7
- 1987—At Buf 21, Den 14
- 1989—Den 28, At Buf 21
- 1990—At Buf 29, Den 28
- 1991—At Buf 10, Den 7*
- 1992—At Buf 27, Den 17
- (RS: Broncos 10, Bills 1, tie)
- (PS: Broncos 0, Bills 1)
- *AFC Championship

CHICAGO BEARS

- 1971—At Den 6, Chi 3
- 1973—Chi 33, At Den 14
- 1976—Den 28, At Chi 14
- 1978—At Den 16, Chi 7
- 1981—At Chi 35, Den 24
- 1983—At Chi 31, Den 14
- 1984—At Chi 27, Den 0
- 1986—At Den 31, Chi 29
- 1990—Chi 16, At Den 13 (OT)
- (RS: Broncos 4, Bears 5)

CINCINNATI BENGALS

- 1968—At Cin 24, Den 10
- 1968—At Den 10, Cin 7
- 1969—Den 30, At Cin 23
- 1969—At Den 27, Cin 16
- 1971—Cin 24, At Den 10
- 1972—At Cin 21, Den 10
- 1973—At Den 28, Cin 10
- 1975—Cin 17, At Den 16

1976—At Cin 17, Den 7

- 1977—Den 24, At Cin 13
- 1979—At Den 10, Cin 0
- 1981—At Cin 38, Den 21
- 1983—At Den 24, Cin 17
- 1984—At Den 20, Cin 17
- 1986—At Den 34, Cin 28
- 1991—At Den 45, Cin 14
- (RS: Broncos 10, Bengals 6)

CLEVELAND BROWNS

- 1970—Cle 27, At Den 13
- 1971—Den 27, At Cle 0
- 1972—Cle 27, At Den 20
- 1974—At Cle 23, Den 21
- 1975—At Den 16, Cle 15
- 1976—At Den 44, Cle 13
- 1978—Den 19, At Cle 7
- 1980—Den 19, At Cle 16
- 1981—At Den 23, Cle 20 (OT)
- 1983—At Den 27, Cle 6
- 1984—Den 24, At Cle 14
- 1986—Den 23, At Cle 20 (OT)*
- 1987—At Den 38, Cle 33*
- 1988—At Den 30, Cle 7
- 1989—At Cle 16, Den 13
- 1989—At Den 37, Cle 31*
- 1990—Cle 30, At Den 29
- 1991—Den 17, At Cle 7
- 1992—Den 12, At Cle 0
- (RS: Broncos 11, Browns 5)
- (PS: Broncos 3, Browns 0)
- *AFC Championship

DALLAS COWBOYS

- 1973—Dal 22, At Den 10
- 1977—At Dal 14, Den 6
- 1977—Dal 27, Den 10*
- 1980—At Den 41, Dal 20
- 1986—At Den 29, Dal 14
- 1992—Dal 31, At Den 27
- (RS: Broncos 2, Cowboys 3)
- (PS: Broncos 0, Cowboys 1)
- *Super Bowl XII

DETROIT LIONS

- 1971—Det 24, At Den 20
- 1974—Den 31, At Det 27
- 1978—At Det 17, Den 14
- 1981—At Den 27, Det 21
- 1984—Den 28, At Det 7
- 1987—At Den 34, Det 0
- 1990—At Det 40, Den 27
- (RS: Broncos 4, Lions 3)

GREEN BAY PACKERS

- 1971—At GB 34, Den 13 (Milw.)
- 1975—At Den 23, GB 13
- 1978—At Den 16, GB 3
- 1984—At Den 17, GB 14
- 1987—At GB 17, Den 17 (OT) (Milw.)
- 1990—At Den 22, GB 13
- (RS: Broncos 4, Packers 1, tie)

Series Records (Continued)

HOUSTON OILERS

1960—Hou 45, At Den 25
 1960—At Hou 20, Den 10
 1961—Hou 55, At Den 14
 1961—At Hou 45, Den 14
 1962—At Den 20, Hou 10
 1962—At Hou 34, Den 17
 1963—At Hou 20, Den 14
 1963—Hou 33, At Den 24
 1964—Hou 38, At Den 17
 1964—At Hou 34, Den 15
 1965—At Den 28, Hou 17
 1965—Den 31, At Hou 21
 1966—At Hou 45, Den 7
 1966—At Den 40, Hou 38
 1967—At Hou 10, Den 6
 1967—Hou 20, At Den 18
 1968—At Hou 38, Den 17
 1969—At Hou 24, Den 21
 1969—At Den 20, Hou 20
 1970—At Hou 31, Den 21
 1972—At Den 30, Hou 17
 1973—Den 48, At Hou 20
 1974—At Den 37, Hou 14
 1976—At Hou 17, Den 3
 1977—Den 24, At Hou 14
 1979—At Hou 13, Den 7*
 1980—Hou 20, At Den 16
 1983—Den 26, At Hou 14
 1985—At Den 31, Hou 20
 1987—Hou 40, At Den 10
 1987—At Den 34, Hou 10**
 1991—At Hou 42, Den 14
 1991—At Den 26, Hou 24**
 1992—At Den 27, Hou 21
 (RS: Broncos 11, Oilers 19, 1 tie)
 (PS: Broncos 2, Oilers 1)
 *First round playoff
 **Divisional playoff

INDIANAPOLIS COLTS (Baltimore Colts 1953-83)

1974—Den 17, At Bal 6
 1977—At Den 27, Bal 13
 1978—At Bal 7, Den 6
 1981—At Den 28, Bal 10
 1983—Den 17, At Bal 10
 1983—At Den 21, Bal 19
 1985—Den 15, At Ind 10
 1988—At Ind 55, Den 23
 1989—At Den 14, Ind 3
 1990—Den 27, At Ind 17
 (RS: Broncos 8, Colts 2)

KANSAS CITY CHIEFS (Dallas Texans 1960-62)

1960—Dal 17, At Den 14
 1960—At Dal 34, Den 7
 1961—Dal 19, At Den 12
 1961—At Dal 49, Den 21
 1962—Dal 24, At Den 3
 1962—At Dal-17, Den 10
 1963—KC 59, At Den 7
 1963—At KC 52, Den 21
 1964—At Den 33, KC 27
 1964—At KC 49, Den 39
 1965—KC 31, At Den 23
 1965—At KC 45, Den 35
 1966—At KC 37, Den 10
 1966—KC 56, At Den 10
 1967—At KC 52, Den 9
 1967—KC 38, At Den 24
 1968—At KC 34, Den 2
 1968—KC 30, At Den 7
 1969—KC 26, At Den 13

1969—At KC 31, Den 17
 1970—At Den 26, KC 13
 1970—At KC 16, Den 0
 1971—KC 16, At Den 3
 1971—At KC 28, Den 10
 1972—KC 45, At Den 24
 1972—At KC 24, Den 21
 1973—At KC 16, Den 14
 1973—At Den 14, KC 10
 1974—Den 17, At KC 14
 1974—KC 42, At Den 34
 1975—At Den 37, KC 33
 1975—At KC 26, Den 13
 1976—Den 35, At KC 26
 1976—At Den 17, KC 16
 1977—At Den 23, KC 7
 1977—Den 14, At KC 7
 1978—Den 23, At KC 17 (OT)
 1978—At Den 24, KC 3
 1979—Den 24, At KC 10
 1979—At Den 20, KC 3
 1980—KC 23, At Den 17
 1980—At KC 31, Den 14
 1981—At KC 28, Den 14
 1981—At Den 16, KC 13
 1982—KC 37, At Den 16
 1983—At Den 27, KC 24
 1983—At KC 48, Den 17
 1984—At Den 21, KC 0
 1984—At KC 16, Den 13
 1985—Den 30, At KC 10
 1985—At Den 14, KC 13
 1986—At Den 38, KC 17
 1986—At KC 37, Den 10
 1987—Den 26, At KC 17
 1987—At Den 20, KC 17
 1988—At KC 20, Den 13
 1988—At Den 17, KC 11
 1989—At Den 34, KC 20
 1989—Den 16, At KC 13
 1990—At Den 24, KC 23
 1990—At KC 31, Den 20
 1991—At Den 19, KC 16
 1991—Den 24, At KC 20
 1992—At Den 20, KC 19
 1992—At KC 42, Den 20
 (RS: Broncos 28, Chiefs 37)

LOS ANGELES RAIDERS (Oakland Raiders 1960-81)

1960—At Den 31, Oak 14
 1960—At Oak 48, Den 10
 1961—At Oak 33, Den 19
 1961—At Den 27, Oak 24
 1962—At Den 44, Oak 7
 1962—Den 23, At Oak 6
 1963—Oak 26, At Den 10
 1963—At Oak 35, Den 31
 1964—At Oak 40, Den 7
 1964—At Den 20, Oak 20
 1965—Oak 28, At Den 20
 1965—At Oak 24, Den 13
 1966—Oak 17, At Den 3
 1966—At Oak 28, Den 10
 1967—At Oak 51, Den 0
 1967—Oak 21, At Den 17
 1968—Oak 43, At Den 7
 1968—At Oak 33, Den 27
 1969—Oak 24, At Den 14
 1969—At Oak 41, Den 10
 1970—At Oak 35, Den 23
 1970—Oak 24, At Den 19
 1971—Oak 27, At Den 16
 1971—At Oak 21, Den 13
 1972—Den 30, At Oak 23
 1972—Oak 37, At Den 20

Series Records (Continued)

NEW ENGLAND PATRIOTS (Boston Patriots 1960-70)

1960—Den 13, At Bos 10
 1960—At Den 31, Bos 24
 1961—At Bos 45, Den 17
 1961—Bos 28, At Den 24
 1962—At Bos 41, Den 16
 1962—Bos 33, At Den 29
 1963—At Den 14, Bos 10
 1963—At Bos 40, Den 21
 1964—Bos 39, At Den 10
 1964—At Bos 12, Den 7
 1965—Den 27, At Bos 10
 1965—Bos 28, At Den 20
 1966—Bos 24, At Den 10
 1966—Den 17, At Bos 10
 1967—At Den 26, Bos 21
 1968—Bos 20, At Den 17
 1968—Den 35, At Bos 14
 1969—At Den 35, Bos 7
 1972—At Den 45, NE 21
 1976—At NE 38, Den 14
 1979—At Den 45, NE 10
 1980—At NE 23, Den 14
 1984—At Den 26, NE 19
 1986—At Den 27, NE 20
 1986—At Den 22, NE 17*
 1987—At Den 31, NE 20
 1988—At Den 21, NE 10
 1991—Den 9, At NE 6
 1991—At Den 20, NE 3
 (RS: Broncos 16, Patriots 12)
 (PS: Broncos 1, Patriots 0)
 *Divisional playoff

NEW ORLEANS SAINTS

1970—Den 31, At NO 6
 1974—At Den 33, NO 17
 1979—At Den 10, NO 3
 1985—At Den 34, NO 23
 1988—At NO 42, Den 0
 (RS: Broncos 4, Saints 1)

NEW YORK GIANTS

1972—At NY 29, Den 17
 1976—At Den 14, NY 13
 1980—Den 14, At NY 9
 1986—At NY 19, Den 16
 1986—NY 39, Den 20*
 1989—NY 14, At Den 7
 1992—At Den 27, NY 13
 (RS: Broncos 3, Giants 3)
 (PS: Broncos 0, Giants 1)
 *Super Bowl XXI

NEW YORK JETS (New York Titans 1960-62)

1960—At NY 28, Den 24
 1960—NY 30, At Den 27
 1961—At NY 35, Den 28
 1961—At Den 27, NY 10
 1962—Den 32, At NY 10
 1962—NY 46, At Den 45
 1963—Den 35, NY 35
 1963—NY 14, At Den 9
 1964—At NY 30, Den 6
 1964—At Den 20, NY 16
 1965—At Den 16, NY 13
 1965—At NY 45, Den 10
 1966—NY 16, At Den 7
 1967—NY 38, At Den 24
 1967—Den 33, At NY 24
 1968—Den 21, At NY 13
 1969—At Den 21, NY 19
 1973—Den 40, At NY 28

1973—At Den 23, Oak 23
 1973—At Oak 21, Den 17
 1974—Oak 28, At Den 17
 1974—Den 20, At Oak 17
 1975—Oak 42, At Den 17
 1975—At Oak 17, Den 10
 1976—Oak 17, At Den 10
 1976—At Oak 19, Den 3
 1977—Den 30, At Oak 7
 1977—Oak 24, At Den 14
 1977—At Den 20, Oak 17*
 1978—At Den 14, Oak 6
 1978—Den 21, At Oak 6
 1979—At Oak 27, Den 3
 1979—Oak 14, At Den 10
 1980—At Oak 9, Den 3
 1980—Oak 24, At Den 21
 1981—At Den 9, Oak 7
 1981—Den 17, At Oak 0
 1982—At LA 27, Den 10
 1983—LA 22, At Den 7
 1983—At LA 22, Den 20
 1984—At Den 16, LA 13
 1984—Den 22, At LA 19 (OT)
 1985—At LA 31, Den 28 (OT)
 1985—LA 17, At Den 14 (OT)
 1986—At Den 38, LA 36
 1986—Den 21, At LA 10
 1987—At Den 30, LA 14
 1987—Den 23, At LA 17
 1988—LA 30, At Den 27 (OT)
 1988—At LA 21, Den 20
 1989—At Den 31, LA 21
 1989—At LA 16, Den 13 (OT)
 1990—At LA 14, Den 9
 1990—LA 23, At Den 20
 1991—At LA 16, Den 13
 1991—LA 17, Den 16
 1992—At Den 17, LA 13
 1992—At LA 24, Den 0
 (RS: Broncos 19, Raiders 44, 2 ties)
 (PS: Broncos 1, Raiders 0)
 *AFC Championship

LOS ANGELES RAMS

1972—Den 16, At LA 10
 1974—LA 17, At Den 10
 1979—LA 13, At Den 9
 1982—Den 27, At LA 24
 1985—At LA 20, Den 16
 1988—At Den 35, LA 24
 (RS: Broncos 3, Rams 3)

MIAMI DOLPHINS

1966—At Mia 24, Den 7
 1966—At Den 17, Mia 7
 1967—At Mia 35, Den 21
 1968—At Den 21, Mia 14
 1969—At Mia 27, Den 24
 1971—At Den 10, Mia 10
 1975—At Mia 14, Den 13
 1985—Mia 30, At Den 26
 (RS: Broncos 2, Dolphins 5, 1 tie)

MINNESOTA VIKINGS

1972—Min 23, At Den 20
 1978—At Min 12, Den 9 (OT)
 1981—At Den 19, Min 17
 1984—At Den 42, Min 21
 1987—At Min 34, Den 27
 1990—At Min 27, Den 22
 1991—Den 13, At Min 6
 (RS: Broncos 3, Vikings 4)

Series Records (Continued)

1976—At Den 46, NY 3
 1978—NY 31, At Den 28
 1980—At Den 31, NY 24
 1986—At NY 22, Den 10
 1992—At Den 27, NY 16
 (RS: Broncos 11, Jets 11, 1 tie)

PHILADELPHIA EAGLES

1971—At Phi 17, Den 16
 1975—At Den 25, Phi 10
 1980—At Phi 27, Den 6
 1983—Phi 13, At Den 10
 1986—Den 33, At Phil 7
 1989—Phil 28, At Den 24
 1992—At Phil 30, Den 0
 (RS: Broncos 2, Eagles 5)

PHOENIX CARDINALS

(St. Louis Cardinals 1960-1987)

1973—Den 17, At SL 17
 1977—At Den 7, SL 0
 1989—Den 37, At Phx 0
 1991—At Den 24, Phx 19
 (RS: Broncos 3, Cardinals 0, 1 tie)

PITTSBURGH STEELERS

1970—At Den 16, Pit 13
 1971—Den 22, At Pit 10
 1973—Den 23, At Pit 13
 1974—At Den 35, Pit 35 (OT)
 1975—At Pit 20, Den 9
 1977—At Den 21, Pit 7
 1977—At Den 34, Pit 21*
 1978—Pit 21, At Den 17
 1978—At Pit 33, Den 10*
 1979—At Pit 42, Den 7
 1983—Den 14, At Pit 10
 1984—Pit 24, At Den 17*
 1985—Den 31, At Pit 23
 1986—Den 21, At Pit 10
 1988—At Pit 39, Den 23
 1989—At Den 34, Pit 7
 1989—At Den 24, Pit 23*
 1990—Pit 34, At Den 17
 1991—At Den 20, Pit 13
 (RS: Broncos 9, Steelers 5, 1 tie)
 (PS: Broncos 2, Steelers 2)
 *Divisional playoff

SAN DIEGO CHARGERS

(Los Angeles Chargers 1960)

1960—LA 23, At Den 19
 1960—At LA 41, Den 33
 1961—At SD 37, Den 0
 1961—SD 19, At Den 16
 1962—At Den 30, SD 21
 1962—Den 23, At SD 20
 1963—At Den 50, SD 34
 1963—At SD 58, Den 20
 1964—At SD 42, Den 14
 1964—SD 31, At Den 20
 1965—At SD 34, Den 31
 1965—SD 35, At Den 21
 1966—At SD 24, Den 17
 1966—At Den 20, SD 17
 1967—SD 38, At Den 21
 1967—At SD 24, Den 20
 1968—At SD 55, Den 24
 1968—SD 47, At Den 23
 1969—At Den 13, SD 0
 1969—At SD 45, Den 24
 1970—At SD 24, Den 21
 1970—At Den 17, SD 17
 1971—At Den 20, SD 16

1971—At SD 45, Den 17
 1972—At SD 37, Den 14
 1972—At Den 38, SD 13
 1973—At Den 30, SD 19
 1973—Den 42, At SD 28
 1974—At Den 27, SD 7
 1974—At SD 17, Den 0
 1975—Den 27, At SD 17
 1975—At Den 13, SD 10 (OT)
 1976—At Den 26, SD 0
 1976—Den 17, At SD 0
 1977—Den 14, At SD 10
 1977—At Den 17, SD 9
 1978—At Den 27, SD 14
 1978—At SD 23, Den 0
 1979—At Den 7, SD 0
 1979—At SD 17, Den 7
 1980—SD 30, At Den 13
 1980—Den 20, At SD 1
 1981—At Den 42, SD 24
 1981—At SD 34, Den 17
 1982—SD 23, At Den 3
 1982—At SD 30, Den 20
 1983—At Den 14, SD 6
 1983—At SD 31, Den 7
 1984—At Den 16, SD 13
 1984—Den 16, At SD 13
 1985—At SD 30, Den 10
 1985—At Den 30, SD 24 (OT)
 1986—Den 31, At SD 14
 1986—SD 9, At Den 3
 1987—Den 31, At SD 17
 1987—At Den 24, SD 0
 1988—At Den 34, SD 3
 1988—Den 12, At SD 0
 1989—At Den 16, SD 10
 1989—At SD 19, Den 16
 1990—At SD 19, Den 7
 1990—At Den 20, SD 10
 1991—At Den 27, SD 19
 1991—Den 17, At SD 14
 1992—At Den 21, SD 13
 1992—At SD 24, Den 21
 (RS: Broncos 34, Chargers 31, 1 tie)

SAN FRANCISCO 49ERS

1970—At SF 19, Den 14
 1973—SF 36, At Den 34
 1979—Den 38, At SF 28
 1982—At Den 24, SF 21
 1985—At Den 17, SF 16
 1988—Den 16, At SF 13 (OT)
 1989—SF 55, Den 10*
 (RS: Broncos 4, 49ers 2)
 (PS: Broncos 0, 49ers 1)
 *Super Bowl XXIV

SEATTLE SEAHAWKS

1977—Den 24, At Sea 13
 1978—At Den 28, Sea 7
 1978—Den 20, At Sea 17 (OT)
 1979—At Den 37, Sea 34
 1979—At Sea 28, Den 23
 1980—At Den 36, Sea 20
 1980—Den 25, At Sea 17
 1981—At Sea 13, Den 10
 1981—At Den 23, Sea 13
 1982—Sea 17, At Den 10
 1982—At Sea 13, Den 11
 1983—At Sea 27, Den 19
 1983—At Den 38, Sea 27
 1983—At Sea 31, Den 7*
 1984—Sea 27, At Den 24
 1984—Den 31, At Sea 14
 1985—At Den 13, Sea 10 (OT)

Series Records (Continued)

1985—Den 27, At Sea 24
 1986—At Den 20, Sea 13
 1986—At Sea 41, Den 16
 1987—At Den 40, Sea 17
 1987—At Sea 28, Den 21
 1988—Sea 21, At Den 14
 1988—At Sea 42, Denver 14
 1989—Den 24, At Sea 21 (OT)
 1989—At Den 41, Sea 14
 1990—At Den 34, Sea 31 (OT)
 1990—At Sea 17, Den 12
 1991—At Den 16, Sea 10
 1991—At Sea 13, Den 10
 1992—At Sea 16, Den 13 (OT)
 1992—At Den 10, Sea 6
 (RS: Broncos 18, Seahawks 13)
 (PS: Broncos 0, Seahawks 1)
 *First round playoff

TAMPA BAY BUCCANEERS

1976—At Den 48, TB 13
 1981—Den 24, At TB 7
 (Broncos 2, Buccaneers 0)

WASHINGTON REDSKINS

1970—Was 19, At Den 3
 1974—At Was 30, Den 3
 1980—At Den 20, Was 17
 1986—At Den 31, Was 30
 1987—Was 42, Den 10*
 1989—Den 14, At Was 10
 1992—At Was 34, Den 3
 (RS: Broncos 3, Redskins 3)
 (PS: Broncos 0, Redskins 1)
 *Super Bowl XXII

DENVER BRONCOS ON MONDAY NIGHT FOOTBALL

Overall record: 12-14-1
 (Home team in caps)

SEATTLE 16, Denver 13 (OT), Dec. 20, 1992
 WASHINGTON 34, Denver 3, Oct. 12, 1992
 Cleveland 30, DENVER 29, Oct. 8, 1990
 DENVER 24, Kansas City 23, Sept. 17, 1990
 Denver 14, WASHINGTON 10, Nov. 20, 1989
 Denver 28, BUFFALO 14, Sept. 18, 1989
 INDIANAPOLIS 55, Denver 23, Oct. 31, 1988
 L.A. Raiders 30, DENVER 27 (OT), Sept. 26, 1988
 DENVER 31, Chicago 29, Nov. 16, 1987
 DENVER 30, L.A. Raiders 14, Oct. 12, 1987
 NEW YORK JETS 22, Denver 10, Oct. 20, 1986
 Denver 21, PITTSBURGH 10, Sept. 15, 1986
 DENVER 17, San Francisco 16, Nov. 11, 1985
 DENVER 17, Green Bay 14, Oct. 15, 1984
 DENVER 19, Minnesota 17, Nov. 2, 1981
 OAKLAND 9, Denver 3, Dec. 1, 1980
 DENVER 20, Washington 17, Oct. 13, 1980
 NEW ENGLAND 23, Denver 14, Sept. 29, 1980
 SAN DIEGO 17, Denver 7, Dec. 17, 1979
 PITTSBURGH 42, Denver 7, Oct. 22, 1979
 DENVER 16, Chicago 7, Oct. 16, 1978
 MINNESOTA 12, Denver 9 OT, Sept. 11, 1978
 OAKLAND 17, Denver 10, Dec. 8, 1975
 DENVER 23, Green Bay 13, Sept. 29, 1975
 Kansas City 42, DENVER 34, Nov. 18, 1974
 WASHINGTON 30, Denver 3, Sept. 30, 1974
 DENVER 23, Oakland 23, Oct. 22, 1973

DENVER BRONCOS THURSDAY-SUNDAY NIGHT GAMES

Overall record: 7-5-0
 (Home team in caps)

DENVER 27, N.Y. Giants 13, Sun., Nov. 15, 1992
 DENVER 17, L.A. Raiders 13, Sun., Sept. 6, 1992
 DENVER 20, Pittsburgh 13, Sun., Nov. 3, 1991
 Denver 13, MINNESOTA 6, Sun., Sept. 29, 1991
 SEATTLE 17, Denver; 12, Sun., Dec. 23, 1990
 MINNESOTA 27, Denver 22, Sun., Nov. 4, 1990
 SEATTLE 42, Denver 14, Sun., Dec. 11, 1988
 SEATTLE 28, Denver 21, Sun., Dec. 19, 1987
 Denver 27, SEATTLE 24, Fri., Dec. 20, 1985
 Denver 24, CLEVELAND 14, Sun., Sept. 16, 1984
 Los Angeles Rams 13, DENVER 9, Thurs., Sept. 6, 1979
 DENVER 21, Oakland 6, Sun., Dec. 3, 1978

DENVER BRONCOS OVERTIME GAMES

Overall record: 12-7-2
(Home team in caps)

SEATTLE 16, Denver 13, Nov. 30, 1992
Chicago 16, DENVER 13, Nov. 18, 1990
DENVER 34, Seattle 31, Sept. 23, 1990
LOS ANGELES RAIDERS 16, Denver 13, Dec. 3, 1989
Denver 24, SEATTLE 21, Oct. 22, 1989
Denver 16, SAN FRANCISCO 13, Oct. 9, 1988
L.A. Raiders 30, DENVER 27, Sept. 26, 1988
Denver 17, GREEN BAY (Milw.) 17, Sept. 20, 1987
Denver 23, CLEVELAND 20, Jan. 11, 1987 (AFC Championship)
Los Angeles Raiders 17, DENVER 14, Dec. 8, 1985
LOS ANGELES RAIDERS 31, Denver 28, Nov. 24, 1985
DENVER 30, San Diego 24, Nov. 17, 1985
DENVER 13, Seattle 10, Oct. 20, 1985
Denver 22, LOS ANGELES RAIDERS 19, Oct. 28, 1984
DENVER 23, Cleveland 20, Nov. 8, 1981
Denver 20, ATLANTA 17, Sept. 16, 1979
Denver 23, KANSAS CITY 17, Sept. 24, 1979
Denver 20, SEATTLE 17, Oct. 29, 1978
Denver 23, KANSAS CITY 17, Sept. 24, 1978
MINNESOTA 12, Denver 9, Sept. 11, 1978
DENVER 13, San Diego 10, Nov. 30, 1975
DENVER 35, Pittsburgh 35, Sept. 22, 1974

1993 GAME DAY ENTERTAINMENT/EVENTS

Date	Opponent	Entertainment/Event
Aug. 16	San Francisco	Danville, Pa., High School Band
Aug. 20	Miami	Ray Masel Dog Show
Sept. 12	San Diego	University of Colorado Band
Oct. 3	Indianapolis	Ring of Fame/Alumni Reunion
Oct. 18	Los Angeles Raiders	University of Northern Colorado Band Orange Monday
Oct. 31	Seattle	University of Texas-El Paso Band Red Ribbon Day
Nov. 14	Minnesota	University of Kansas Band Bronco Wives Food Drive
Nov. 21	Pittsburgh	Punt, Pass, & Kick/ Fan Appreciation Day
Dec. 12	Kansas City	Montezuma/Cortez High School Band Toys for Tots
Dec. 26	Tampa Bay	KOA Kicking Contest Finals

PLAYOFF HISTORY

BUFFALO 10, DENVER 7 1991 AFC CHAMPIONSHIP GAME

ORCHARD PARK, N.Y., Jan 12 — The Broncos were denied their fifth AFC Championship, losing 10-7 to the Bills before 80,272 in Rich Stadium. Denver's defense shut down the high-powered Buffalo offense, limiting it to just 213 total yards and only 12 first downs, but the Bronco offense failed to capitalize on several first-half opportunities. Buffalo punted after its first two drives netted minus two yards. On the second play of the Bills' third possession, NT Greg Kragen deflected a pass at the line and turned and dove for the ball, making an interception on the Buffalo 29. After three plays gave Denver a third-and-11 on the 30, David Treadwell's 47-yard field goal attempt sailed wide right. The defense rose up again to thwart the Bills and the Broncos began their next drive on their own 24. Fifteen plays into the drive, on fourth-and-19 from the Buffalo 24, Treadwell attempted a 42-yard field goal but the ball hit the right upright. Once again the Bills punted after failing to get a first down, and a 10-yard punt return by Vance Johnson set Denver up on the 50. On first down, QB John Elway threw a middle screen to RB Steve Sewell, who gained 26 yards to the Buffalo 24. The Broncos could move no closer than the 20, and David Treadwell's 37-yard attempt hit the right upright, ending the last scoring threat of the first half. Through the first two quarters Denver outgained the Bills 123 yards to 58, had nine first downs to Buffalo's three, and had a time of possession of 20:19, but at halftime the score stood at 0-0. The Bills' second drive of the third quarter began at their 20 and 11 plays later they faced a third-and-seven on Denver's 26. Kelly attempted to hit WR James Lofton but CB Tyrone Braxton intercepted the ball and returned to the Denver 19. On second-and-ten Elway attempted another middle screen to Sewell, but LB Carlton Bailey picked off the pass and ran 11 yards for a touchdown. The Broncos' first possession of the fourth quarter began with Gary Kubiak at quarterback, replacing Elway, who left the game with an injured thigh muscle. Kubiak drove Denver from its 21 to the Buffalo 23, but the Broncos failed to convert a fourth down attempt. The Bills then drove 50 yards in nine plays to score on a 44-yard field goal by Scott Norwood. Now down 10-0, Kubiak engineered a frantic drive in which Denver covered 85 yards in eight plays, and Kubiak scored a three-yard quarterback draw to pull Denver within three points. The ensuing onside kick was recovered by the Broncos' Steve Atwater, and Denver began its last chance drive on its 49 with 1:43 left on the clock and two time-outs. On first down, Kubiak hit Sewell for seven yards, but CB Kirby Jackson stripped the ball away and he recovered on the Buffalo 44. The Bronco defense forced the Bills to punt, but Denver could only reach the 50 as time ran out. Kubiak, playing his final game as a pro, outgained both Elway and Kelly, completing 11 of 12 passes for 136 yards.

Denver	0	0	0	7	—	7
Buffalo	0	0	7	3	—	10

Buff-Bailey 11 interception return
(Norwood kick)
Buff-Norwood 44 FG (9-50)
Den-Kubiak 3 run (Treadwell kick) (8-85)
Attendance — 80,272
Game Time — 2:59

Team Statistics	Den	Buff
First downs	20	12
Rushes-yards	32-81	35-104
Passing yards	223	109
Sacked-yards lost	4-34	1-8
Passes	33-22-1	25-13-2
Punts	6-43.7	8-38.0
Fumbles-lost	4-1	0-0
Penalties-yards	4-20	6-35
Time of Possession	34:54	25:07

INDIVIDUAL STATISTICS

Denver

RUSHING — Green 19-53, Sewell 4-3, Elway 4-10, V. Johnson 2-(-7), Kubiak 3-22. **PASSING** — Elway 11-21-1, 121 yards, Kubiak 11-12-0, 102 yards. **RECEIVING** — Sharpe 3-40, Sewell 7-78, V. Johnson 7-100, Young 3-25, Nattiel 1-10, Jackson 1-4. **INTERCEPTIONS** — Kragen 1-0, Braxton 1-5. **SACKS** — Fletcher 1-8.

Buffalo

RUSHING — Thomas 26-72, Davis 6-7, Kelly 2-9, Reed 1-16. **PASSING** — Kelly 13-25-2, 117 yards. **RECEIVING** — Lofton 1-11, McKeller 3-39, Davis 2-13, Thomas 3-15, Reed 2-19, Beebe 1-6, Metzelaars 1-14. **INTERCEPTIONS** — Bailey 1-11. **SACKS** — Wright 1-12, Talley 1-10, B. Smith 1-8, L. Smith .5-4, Bennett .5-4

DENVER STARTERS

83 Michael Young, WR	91 Warren Powers, LE
62 Jeff Davidson, LT	71 Greg Kragen, LDT
63 Sean Farrell, LG	90 Ron Holmes, RE
79 Dave Widell, C	73 Simon Fletcher, LOLB
67 Doug Widell, RG	56 Michael Brooks, LILB
76 Ken Lanier, RT	77 Karl Mecklenburg, RILB
81 Shannon Sharpe, WR	51 Mike Croel, ROLB
85 Derek Russell, WR	34 Tyrone Braxton, LCB
7 John Elway, QB	24 Wymon Henderson, RCB
28 Gaston Green, RB	49 Dennis Smith, SS
82 Vance Johnson, WR	27 Steve Atwater, FS

SUBSTITUTIONS — 2 M. Horan, 8 G. Kubiak, 9 D. Treadwell, 21 L. Lang, 22 A. Montgomery, 29 C. Dimry, 30 S. Sewell, 38 R. Rivers, 41 G. Lewis, 48 R. Robbins, 54 K. Traylor, 59 T. Lucas, 60 N. Subis, 68 C. Ker, 70 B. Sochia, 72 K. Kartz, 74 H. Salem, 80 M. Jackson, 84 R. Nattiel, 88 C. Kay, 96 K. Walker. **DID NOT PLAY** — 52 J. Mills, 89 R. Johnson. **INACTIVE** — 12 S. Moore, 26 B. Humphrey.

DENVER 26, HOUSTON 24 1991 AFC DIVISIONAL PLAYOFF GAME

DENVER, Colo., Jan. 4 — The Denver Broncos advanced to their fourth AFC Championship Game in six years after defeating Houston 26-24 before 75,301 in Mile High Stadium. David Treadwell's 28-yard field goal with 20 seconds remaining capped a 12-play, 78-yard drive in which the Broncos converted two fourth down plays. On the first play of the game, QB Warren Moon connected with WR Haywood Jeffries for a 49-yard gain, giving the Oilers a first down on the Denver 21. Two plays later Moon hit Jeffries for 15 yards and a score, giving Houston a 7-0 lead with only 1:46 gone in the game. After a Denver punt, Moon again drove his team down the field and threw his second TD pass, this one for nine yards to WR Drew Hill. The Broncos started their next possession on their 35 and covered 65 yards in eight plays to score on a 10-yard pass from QB John Elway to WR Vance Johnson, but a fumbled snap on the conversion attempt left the score 14-6. On the sixth play of the ensuing Oilers' drive, Moon was intercepted by FS Steve Atwater, but a roughing the passer call nullified the effort. Three plays later Houston scored on a six-yard pass from Moon to WR Curtis Duncan. The next Oilers' possession ended when Atwater intercepted a pass and gave Denver the ball on its own 12 with 6:03 left in the half. In a drive that saw Elway complete all six passes for 64 yards, and Steve Sewell complete one to Johnson for 10, the Broncos covered 88 yards in 12 plays to score on a one-yard run by RB Greg Lewis, cutting the Houston lead to 21-13. Denver reached the Houston 30 on its first possession of the second half, but Elway was intercepted by CB Richard Johnson and the Oilers took over on their 33. That led to a 33-yard field goal attempt by Al Del Greco, but the ball sailed wide right. The Broncos then drove from their 20 to

Houston's 31 and David Treadwell nailed a 49-yard field goal, the longest in Denver postseason history. Now up by only five at 21-16, the Oilers reached the Broncos' seven on their next drive, but had to settle for a 25-yard field goal. Denver started on its 20 and nine plays later faced a fourth-and-four from the Houston 41. Elway threw a short pass to WR Michael Young, who broke two tackles and was finally brought down on Houston's 15, a gain of 26 yards. Three plays later Lewis bowled over from one for his second TD of the day, making the score 24-23 in favor of Houston. The Oilers' next drive stalled and Greg Montgomery punted to the Denver two. With 2:07 and no time outs remaining, Elway hit Young for a 22-yard gain on first down, but three plays later the Broncos had a fourth-and-six on the 28. Elway dropped back, then scrambled left upfield and ran out of bounds a yard past the first down marker. Three straight incompletions again left Denver with a do-or-die fourth down situation. Elway again dropped back and scrambled left, but as he headed upfield he tossed a pass to Johnson, who ran to the Houston 21 for a 44-yard gain. RB Steve Sewell ran for 10 yards on first down, and two plays later Treadwell came on for the winning kick.

Houston	14	7	0	3	—	24
Denver	6	7	3	10	—	26

	Hou	Den
Hou-Jeffries 15 pass from Moon (Del Greco kick) (4-70)	23	26
Hou-Hill 9 pass from Moon (Del Greco kick) (9-63)	19-97	31-151
Den-V. Johnson 10 pass from Elway (kick failed) (8-65)	325	267
Hou-Duncan 6 pass from Moon (Del Greco kick) (8-80)	0-0	0-0
Den-Lewis 1 run (Treadwell kick) (12-88)	36-27-1	34-20-1
Den-Treadwell 49 FG (9-49)	1-44.0	2-40.5
Hou-Del Greco 25 FG (7-67)	0-0	3-0
Den-Lewis 1 run (Treadwell kick) (12-80)	13-85	6-70
Den-Treadwell 28 FG (12-87)	30:26	29:34
Attendance — 75,301		
Game Time — 3:09		

INDIVIDUAL STATISTICS

Houston

RUSHING — White 17-79, Moon 2-18. **PASSING** — Moon 27-36-1, 325 yards. **RECEIVING** — Jeffries 7-99, White 5-35, Givins 6-111, Hill 2-21, Duncan 6-40, Jones 1-19. **INTERCEPTIONS** — R. Johnson 1-25. **SACKS** — none.

Denver

RUSHING — Green 17-59, Elway 6-39, Rivers 1-3, Lewis 3-2, Sewell 4-48. **PASSING** — Elway 19-33-1, 257 yards. **RECEIVING** — Kay 1-8, V. Johnson 5-78, Russell 1-20, Sharpe 3-20, Young 4-85, Nattiel 2-27, Sewell 3-28, Green 1-1. **INTERCEPTIONS** — R. Johnson 1-25. **SACKS** — none.

DENVER STARTERS

83 Michael Young, WR	73 Simon Fletcher, LDE
62 Jeff Davidson, LT	71 Greg Kragen, LDT
63 Sean Farrell, LG	77 Karl Mecklenburg, RDT
79 Dave Widell, C	51 Mike Croel, RDE
67 Doug Widell, RG	56 Michael Brooks, MLB
76 Ken Lanier, RT	34 Tyrone Braxton, LCB
88 Clarence Kay, TE	29 Charles Dimry, RCB
85 Derek Russell, WR	21 Le-Lo Lang, DB
7 John Elway, QB	48 Randy Robbins
28 Gaston Green, RB	49 Dennis Smith, SS
81 Shannon Sharpe, HB	27 Steve Atwater, FS

SUBSTITUTIONS — 2 M. Horan, 8 G. Kubiak, 9 D. Treadwell, 22 A. Montgomery, 30 S. Sewell, 38 R. Rivers, 41 G. Lewis, 52 J. Mills, 54 K. Traylor, 59 T. Lucas, 60 N. Subis, 68 C. Ker, 70 B. Sochia, 72 K. Kartz, 74 H. Salem, 82 V. Johnson, 84 R. Nattiel, 86 B. Johnson, 89 R. Johnson, 90 R. Holmes, 96 K. Walker. **DID NOT PLAY** — 24 W. Henderson, 91 W. Powers. **INACTIVE** — 12 S. Moore, 26 B. Humphrey.

SAN FRANCISCO 55, DENVER 10 SUPER BOWL XXIV

NEW ORLEANS, LA., Jan. 28 — The San Francisco Forty-Niners captured their fourth World Championship with a 55-10 victory over Denver in Super Bowl XXIV, played in the New Orleans Superdome. San Francisco QB Joe Montana completed 22 of 29 passes for 297 yards and five touchdowns, three to WR Jerry Rice. The Forty-Niners scored two touchdowns in every quarter and outgained the Broncos 461 yards to 167. After stopping Denver on the game's initial possession, San Francisco drove 66 yards in 10 plays, scoring on a 20-yard pass from Montana to Rice. The Broncos next possession covered 49 yards in 10 plays and resulted in a 42-yard field goal by David Treadwell. After limiting the Niners to four yards on their next drive, Denver took possession on its own 49, but on first down RB Bobby Humphrey fumbled and DE Kevin Fagan recovered for San Francisco on the Niners' 46. That turnover led to a seven-yard TD pass from Montana to TE Brent Jones, and after a failed extra point attempt, San Francisco led 13-3 with three seconds left in the first quarter. The Broncos failed to cross midfield in the second period while the Niners scored on a one-yard run by RB Tom Rathman and a 38-yard pass from Montana to Rice. San Francisco was unable to move the ball to the initial drive of the second half, but Elway was intercepted on the first play of Denver's next drive and the Niners took possession on the Broncos' 28. On first down Montana threw a TD pass to Rice to put his team up 34-3. The next Denver drive also ended with an interception, leading to a 35-yard scoring pass from Montana to WR John Taylor. The Broncos, spurred by a 34-yard run by Humphrey, moved 61 yards in five plays and a penalty to score on a three-yard run by Elway. San Francisco roared back with an 11-play, 75-yard drive that ended with a three-yard TD run by Rathman. Following another Bronco fumble, RB Roger Craig plowed one-yard into the endzone to round out the scoring.

San Francisco	13	14	14	14	—	55
Denver	3	0	7	0	—	10

SF-Rice 20 pass from Montana (Cofer kick) (10-66)
Den-Treadwell 42 FG (10-49)
SF-Jones 7 pass from Montana (kick failed) (10-54)
SF-Rathman 1 run (Cofer kick) (14-69)
SF-Rice 38 pass from Montana (Cofer kick) (5-59)
SF-Rice 28 pass from Montana (Cofer kick) (1-28)
SF-Taylor 35 pass from Montana (Cofer kick) (2-37)
Den-Elway 3 run (Treadwell kick) (5-61)
SF-Rathman 3 run (Cofer kick) (11-75)
SF-Craig 1 run (Cofer kick) (1-1)
Attendance — 72,919

INDIVIDUAL STATISTICS

San Francisco

RUSHING — Craig 20-69, Montana 2-15, Rathman 11-38, Flagler 6-14, Sydney 1-2, Young 4-6. **PASSING** — Montana 22-29-0, 297 yards, Young 2-3-0, 20 yards. **RECEIVING** — Craig 5-34, Rice 7-148, Jones 1-7, Rathman 4-43, Walls 1-9, Taylor 3-49, Williams 1-7, Sydney 1-7, Sherrard 1-13. **INTERCEPTIONS** — Walter 1-4, Brooks 1-38. **SACKS** — Griffin 1-6, Kugler 1-2, Fagan 1-6, Roberts 1-12, Stubbs 2-7.

Denver

RUSHING — Elway 4-8, Humphrey 12-61, Winder 1-(-5). **PASSING** — Elway 10-26-2, 108 yards, Kubiak 1-3-0, 28 yards. **RECEIVING** — Humphrey 3-38, Winder 1-7, Kay 1-6, Johnson 2-21, Sewell 2-22, Bratton 1-14, Nattiel 1-28. **INTERCEPTIONS** — none. **SACKS** — Braxton 1-0.

STARTERS

WR 82 Vance Johnson	LE 92 Alphonso Carreker
LT 60 Gerald Perry	NT 71 Greg Kragen
LG 66 Jim Juriga	RE 90 Ron Holmes
C 72 Keith Kartz	LILB 56 Michael Brooks
RG 67 Doug Widell	LILB 55 Rick Dennison
RT 76 Ken Lanier	RILB 77 Karl Mecklenburg
TE 89 Orson Mobley	ROLB 73 Simon Fletcher
WR 80 Mark Jackson	LCB 34 Tyrone Braxton
QB 7 John Elway	RCB 24 Wymone Henderson
RB 30 Steve Sewell	SS 49 Dennis Smith
RB 26 Bobby Humphrey	FS 27 Steve Atwater

SUBSTITUTIONS — 2 M. Horan, 8 G. Kubiak, 9 D. Treadwell, 23 S. Winder, 25 K. Corrington, 29 D. Carrington, 32 M. Bratton, 35 K. Bell, 36 M. Haynes, 48 R. Robbins, 51 M. Munford, 54 K. Bishop, 58 S. Curtis, 59 T. Lucas, 61 A. Townsend, 65 M. Smith, 68 B. Henke, 83 M. Young, 84 R. Nattiel, 86 P. Green, 88 C. Kay, 91 W. Powers, 97 B. Klostermann. **INACTIVE** — 40 J. Alexander, 57 M. Ruether.

DENVER 37, CLEVELAND 21 AFC CHAMPIONSHIP GAME

DENVER, COLO., Jan. 14 — The Denver Broncos won their third American Football Conference Championship in four years with a dynamic 37-21 victory over Cleveland before 76,005 fans in Mile High Stadium. Broncos QB John Elway threw for 385 yards and three TDs. RB Sammy Winder tied a Denver postseason record with two touchdowns, and SS Dennis Smith nabbed two of the Broncos' three interceptions. Denver had 497 yards of total offense to the Browns' 256 and had a time of possession of 36:53. The Broncos took the opening kickoff and drove to the Cleveland one, but on third down, Elway's pitch to RB Bobby Humphrey was fumbled and the Browns' Andrew Stewart recovered on the eight. With five minutes left in the first quarter, Smith picked off a Bernie Kosar pass and returned it to the Cleveland 32. Denver moved to the Cleveland 12 but had to settle for a 29-yard field goal by David Treadwell. Neither team mounted scoring drives until the Broncos took possession on their own 18 with 6:54 left in the half. On first down Elway hit WR Mark Jackson for 12 yards, and three plays later he connected with WR Michael Young for a 70-yard touchdown play. The Browns took the opening kickoff to the second half and drove 70 yards in six plays, scoring on a 27-yard pass from Kosar to Brian Brennan. Denver roared right back on its next possession, going 80 yards in six plays and scoring on a five-yard pass from Elway to TE Orson Mobley. The key play on that drive was a 53-yard pass from Elway to Young. Cleveland was unable to move the ball and punted back to Denver. The Broncos moved from their own 40, and buoyed by a 25-yard run by Elway, covered 60 yards in six plays and scored a seven-yard run by Winder, making the score 24-7. The Browns needed just six plays to go 72 yards and score on a 10-yard Kosar-to-Brennan pass, and two plays into Denver's next drive, Cleveland's Felix Wright recovered a Denver fumble and returned it to the Bronco one. One second down Tim Manoa barreled over from the two, cutting Denver's lead to 24-21 with one second left in the third quarter. The Broncos shut out the Browns in the final quarter while posting 13 points. Their initial drive of the quarter covered 80 yards in six plays and ended with a 39-yard touchdown pass from Elway to Winder. Denver's Kip Corrington intercepted Kosar to set the Broncos up on the Cleveland 39. Denver got as far as the Browns' 17 but had to settle for a 34-yard Treadwell field goal. Smith grabbed his second interception to end the Browns' next drive, leading to a 31-yard field goal.

Cleveland	0	0	21	0	—	21
Denver	3	7	14	13	—	37

	Clev	Den
Den-Treadwell 29 FG (5-20)	14	22
Den-Young 70 pass from Elway (Treadwell kick) (4-82)	14-66	39-120
Clev-Brennan 27 pass from Kosar (Bahr kick) (8-70)	190	377
Den-Mobley 5 pass from Elway (Treadwell kick) (6-80)	4-20	1-8
Den-Winder 7 run (Treadwell kick) (6-60)	7	50
Clev-Brennan 10 pass from Kosar (Bahr kick) (6-72)	44-19-3	36-20-0
Clev-Manoa 2 run (Bahr kick) (2-1)	8-42-3	5-46-4
Den-Winder 39 pass from Elway (Treadwell kick) (6-80)	3-0	2-2
Den-Treadwell 34 FG (7-22)	8-55	1-5
Den-Treadwell 31 FG (10-34)	23:07	36:53
Attendance — 76,005		

INDIVIDUAL STATISTICS

Cleveland

RUSHING — Mack 6-36, Metcalf 3-4, Kosar 2-22, Langhorne 1-(-1), Manoa 2-5. **PASSING** — Kosar 19-44-3, 210 yards. **RECEIVING** — Metcalf 2-7, Brennan 5-58, Langhorne 5-78, Slaughter 3-36, Manoa 1-8, Mack 2-8, Tillman 1-15. **INTERCEPTIONS** — None. **SACKS** — Hairston 1-8.

Denver

RUSHING — Humphrey 8-23, Elway 5-39, Winder 21-37, Sewell 4-17, Bratton 1-4. **PASSING** — Elway 20-36-0, 385 yards. **RECEIVING** — Johnson 7-91, Sewell 3-55, Humphrey 1-23, Jackson 2-25, Young 2-123, Bratton 1-7, Winder 2-39, Mobley 2-22. **INTERCEPTIONS** — Smith 2-13, Corrington 1-1. **SACKS** — Fletcher 2-3, Townsend 1-10, Carreker 1-7.

DENVER STARTERS

WR 82 Vance Johnson	LE 92 Alphonso Carreker
LT 60 Gerald Perry	NT 71 Greg Kragen
LG 66 Jim Juriga	RE 90 Ron Holmes
C 72 Keith Kartz	LOLB 56 Michael Brooks
RG 67 Doug Widell	LILB 55 Rick Dennison
RT 76 Ken Lanier	RILB 77 Karl Mecklenburg
TE 87 Pat Kelly	ROLB 73 Simon Fletcher
WR 80 Mark Jackson	LCB 34 Tyrone Braxton
QB 7 John Elway	RCB 24 Wymon Henderson
FB 32 Mel Bratton	SS 49 Dennis Smith
RB 26 Bobby Humphrey	FS 27 Steve Atwater

SUBSTITUTIONS — 2 M. Horan, 8 G. Kubiak, 9 D. Treadwell, 23 S. Winder, 25 K. Corrington, 29 D. Carrington, 30 S. Sewell, 35 K. Bell, 36 M. Haynes, 48 R. Robbins, 51 M. Munford, 54 K. Bishop, 58 S. Curtis, 59 T. Lucas, 61 A. Townsend, 65 M. Smith, 68 B. Henke, 83 M. Young, 84 R. Nattiel, 88 C. Kay, 89 O. Mobley, 91 W. Powers, 97 B. Klostermann. **INACTIVE** — 40 J. Alexander, 57 M. Ruether.

DENVER 24, PITTSBURGH 23 AFC DIVISIONAL PLAYOFF GAME

DENVER, COLO., Jan. 7 — The Denver Broncos advanced to their third AFC Championship Game in four years with a come-from-behind 24-23 victory over the Steelers before 75,868 in Mile High Stadium. Although Pittsburgh held the upper hand in total yards, 404 to 364, and time of possession, 34:14 to 25:46, Denver was able to mount a late fourth quarter drive and score the winning touchdown with just 2:27 remaining. The Steelers took the opening kickoff and drove 65 yards in 13 plays, scoring on a 32-yard Gary Anderson field goal. Late in the opening quarter Pittsburgh took possession at its own seven-yard line, but on first down RB Merrill Hoge ran for 45 yards to the Bronco 48. Quarterback Bubby Brister connected with RB Tim Worley for a 33-yard gain on the next play, and three plays later Hoge scored on a seven-yard run to put Pittsburgh up 10-0. The Broncos took their first possession of the second quarter and drove 75 yards in 12 plays to score on a one-yard plunge by RB Mel Bratton on third-and-goal. The Steelers roared back, traveling 77 yards in 12 plays to score on a nine-yard pass from Bristler to WR Louis Lipps. The Broncos got the ball back on their own 33 with 20 seconds left in the half. On first down, QB John Elway and WR Mark Jackson combined for 26 yards, and then Elway fired a 15-yard pass to WR Ricky Nattiel, giving Denver the ball on the Pittsburgh 26 with two seconds left. David Treadwell kicked a 43-yard field, making the score 17-10 in favor of Pittsburgh at halftime. Early in the third quarter, Denver NT Greg Kragen forced a Tim Worley fumble, and CB Tyrone Braxton recovered for the Broncos on the Steeler 37. On first down Elway hit WR Vance Johnson for a touchdown, tying the score at 17 apiece. Pittsburgh's next two possessions ended in Anderson field goals and the Steelers held a 23-17 lead in the early stages of the fourth quarter. After an exchange of punts the Broncos took possession on their own 29 with 7:06 left in the game. After a first down penalty, making it first-and-19 from the 20, Elway hit Jackson for 18 yards. On the next play, Elway handed off the RB Bobby Humphrey, who pitched the ball back to Elway, and he threw a 36-yard strike to Johnson, giving Denver a first down on the Steeler 26. Humphrey ran on the next four plays, gaining 24 yards and taking the ball to the two. On third-and-goal from the one, Bratton scored again and Treadwell's extra point gave Denver its first lead of the game with 2:27 left. Pittsburgh got the ball on its own 20, but on third down Brister's signals were drowned out by the crowd and he mishandled the snap. Randy Robbins recovered for Denver on the Pittsburgh 18 and the Broncos were able to run out the clock to preserve the victory.

Pittsburgh	3	14	3	3	—	23
Denver	0	10	7	7	—	24

Pitt-Anderson 32 FG (13-65)
Pitt-Hoge 7 run (Anderson kick) (5-93)
Den-Bratton 1 run (Treadwell kick) (12-75)
Pitt-Lipps 9 pass from Brister (Anderson kick) (12-77)
Den-Treadwell 43 FG (3-41)
Den-Johnson 37 pass from Elway (Treadwell kick) (1-37)
Pitt-Anderson 35 FG (10-62)
Pitt-Anderson 32 FG (10-34)
Den-Bratton 1 run (Treadwell kick) (9-71)
Attendance — 75,868

Team Statistics

	Pitt	Den
First Downs	19	19
Rushes-yards	32-175	31-138
Passing yards	229	226
Sacked-yards lost	0-0	1-13
Return yards	26	6
Passes	29-19-0	20-12-1
Punts	2-43.0	4-37.5
Fumbles-lost	2-2	1-0
Penalties-yards	8-50	2-19
Time of Possession	34:14	25:46

INDIVIDUAL STATISTICS

Pittsburgh

RUSHING — Worley 13-50, Hoge 16-120, Brister 2-4, Lipps 1-1. **PASSING** — Brister 19-29-0, 229 yards. **RECEIVING** — Lipps 3-29, Stone 3-18, Mularky 2-36, Worley 1-33, Hoge 8-60, Thompson 1-23, Stock 1-30. **INTERCEPTIONS** — Everett 1-26. **SACKS** — A. Jones 1-13.

Denver

RUSHING — Humphrey 18-85, Elway 7-44, Bratton 4-3, Sewell 1-6, Winder 1-0. **PASSING** — Elway 12-20-1, 239 yards. **RECEIVING** — Jackson 5-111, Young 2-22, Humphrey 1-6, Nattiel 1-15, Johnson 3-85. **INTERCEPTIONS** — none. **SACKS** — none.

DENVER STARTERS

WR 82 Vance Johnson	LE 92 Alphonso Carreker
LT 60 Gerald Perry	NT 71 Greg Kragen
LG 66 Jim Juriga	RE 90 Ron Holmes
C 72 Keith Kartz	LOLB 56 Michael Brooks
RG 67 Doug Widell	LILB 51 Marc Munford
RT 76 Ken Lanier	RILB 77 Karl Mecklenburg
TE 89 Orson Mobley	ROLB 73 Simon Fletcher
WR 80 Mark Jackson	LCB 34 Tyrone Braxton
QB 7 John Elway	RCB 24 Wymon Henderson
FB 32 Mel Bratton	SS 49 Dennis Smith
RB 26 Bobby Humphrey	FS 27 Steve Atwater

SUBSTITUTIONS — 2 M. Horan, 8 G. Kubiak, 9 D. Treadwell, 23 S. Winder, 25 K. Corrington, 29 D. Carrington, 30 S. Sewell, 35 K. Bell, 36 M. Haynes, 48 R. Robbins, 54 K. Bishop, 55 R. Dennison, 58 S. Curtis, 59 T. Lucas, 61 A. Townsend, 65 M. Smith, 68 B. Henke, 83 M. Young, 84 R. Nattiel, 87 P. Kelly, 88 C. Kay, 91 W. Powers, 97 B. Klostermann. **INACTIVE** — 40 J. Alexander, 57 M. Ruether.

WASHINGTON 42, DENVER 10 SUPER BOWL XXII

SAN DIEGO, Calif., Jan. 31 — The Washington Redskins scored 35 points in the second quarter to power their 42-10 victory over the Broncos in Super Bowl XXII, played at San Diego Jack Murphy Stadium. Super Bowl MVP Doug Williams of Washington completed 18 of 29 passes for 340 yards and four TDs, while rusher Timmy Smith gained 204 yards on 22 carries, scoring twice, and wide receiver Ricky Sanders caught nine passes for 193 yards and two touchdowns. Overall, The Redskins gained 602 yards of total offense to Denver's 327. The Broncos took the early lead on their first play from scrimmage, a 56-yard bomb from John Elway to Ricky Nattiel, coming with just 1:57 gone in the game. Denver's next possession stalled at the Redskins' seven-yard line, as Rich Karlis put the Broncos up 10-0 with a 24-yard field goal. In the second quarter, however, Denver's dreams of a World Championship were blown apart by Redskins. On Washington's first play of the quarter, Williams and Sanders combined for an 80-yard TD to bring the score to 10-7. The Redskins took the lead for good on the fifth play of their next possession when Williams hit Gary Clark for 27 yards and a score. Denver got as far as the Washington 26 on its next drive, but Karlis' 43-yards field goal attempt sailed wide left. Two plays later Timmy Smith scored on a 58-yard run to increase the Washington lead to 21-10. The Redskins' next possession ended with a 50-yard Williams-to-Sanders TD pass, and minutes later, Williams and Clint Didier combined for a seven-yard TD pass to give Washington a 35-10 lead at halftime. The Broncos could move only as far as the Redskins' 48-yard line in the second half, while Washington closed out the scoring late in the game, on a four-yard run by Smith.

Washington	0	35	0	7	—	42
Denver	10	0	0	0	—	10

Den-Nattiel 56 pass from Elway
(Karlis kick) (1-56)
Den-Karlis 24 FG (7-61)
Wash-Sanders 80 pass from Williams
(Haji-Sheikh kick) (1-80)
Wash-Clark 27 pass from Williams
(Haji-Sheikh kick) (5-64)
Wash-Smith 58 run
(Haji-Sheikh kick) (2-74)
Wash-Sanders 50 pass from Williams
(Haji-Sheikh kick) (3-60)
Wash-Didier 8 pass from Williams (Haji-Sheikh kick) (7-79)
Wash-Smith 4 run (Haji-Sheikh kick) (4-68)
Attendance — 73,302

INDIVIDUAL STATISTICS

Washington

RUSHING — Sanders 1-(4), Smith 23-204, Williams 2-(2), Bryant 8-38, Clark 1-25, Rogers 5-17, Griffin 1-2. **PASSING** — Williams 18-29-1, 340 yards, Schroeder 0-1-0. **RECEIVING** — Sanders 9-193, Smith 1-9, Bryant 1-20, Monk 1-40, Warren 2-15, Clark 3-55, Didier 1-8.

Denver

RUSHING — Elway 3-32, Sewell 1-(3), Winder 8-30, Lang 5-38. **PASSING** — Elway 14-38-3, 257 yards, Sewell 1-1-0, 23 yards. **RECEIVING** — Nattiel 2-69, Elway 1-23, Jackson 4-76, Sewell 4-41, Winder 1-26, Lang 1-7, Kay 2-38.

STARTERS

WR 80 Mark Jackson	LE 61 Andre Townsend
LT 70 Dave Studdard	NT 71 Greg Kragen
LG 54 Keith Bishop	RE 75 Rulon Jones
C 62 Mike Freeman	LOLB 73 Simon Fletcher
RG 79 Stefan Humphries	LILB 77 Karl Mecklenburg
RT 76 Ken Lanier	RILB 98 Ricky Hunley
TE 88 Clarence Kay	ROLB 50 Jim Ryan
WR 84 Ricky Nattiel	LCB 36 Mark Haynes
QB 7 John Elway	RCB 45 Steve Wilson
RB 23 Sammy Winder	SS 49 Dennis Smith
FB 33 Gene Lang	FS 22 Tony Lilly

SUBSTITUTIONS — 2 M. Horan, 3 R. Karlis, 8 G. Kubiak, 24 T. Boddie, 27 K. Clark, 28 J. Castille, 30 S. Sewell, 34 T. Braxton, 35 K. Bell, 38 B. Plummer, 46 B. Micho, 48 R. Robbins, 55 R. Dennison, 56 M. Brooks, 59 T. Lucas, 65 W. Bowyer, 72 K. Kartz, 81 S. Watson, 82 V. Johnson, 89 O. Mobley, 90 F. Gilbert, 97 B. Kostermann. Did Not Play - 68 L. Lee.

DENVER 38, CLEVELAND 33 AFC CHAMPIONSHIP GAME

DENVER, CO., Jan. 17 — Denver's Jeremiah Castille recovered a Cleveland fumble on the Denver three-yard line with just over a minute left in the game, halting a desperate drive by the Browns and preserving a victory for Denver. With the win, Denver became the first AFC Champion since the Pittsburgh Steelers in 1978-79 to win the conference in consecutive seasons. The Broncos were presented with the first scoring opportunity of the game when Freddie Gilbert caught a deflected Bernie Kosar pass on the contest's third play. Denver took four plays to go 18 yards, scoring on an eight-yard pass from John Elway to Ricky Nattiel. The Browns next drive reached the Bronco 45 before Kevin Mack fumbled, and it was recovered by Steve Wilson on the Denver 40. Two plays later Gene Lang took off on a 42-yard run, the longest in postseason history for Denver, taking the ball to the Cleveland 11. Six plays later, faced with a third-and-goal from the three, Elway's pass into the endzone fell incomplete, but Cleveland was penalized for holding, giving the Broncos new life at the Browns' one. Steve Sewell scored on first down, to give Denver a 14-0 lead with 11 minutes gone in the first quarter. The Browns took 13 plays to move 64 yards for their first points of the game, scoring on a 24-yard Matt Bahr field goal. On the sixth play of the following Bronco drive, Elway scrambled for seven yards to the Denver 46, and a Cleveland penalty put the Broncos at the Cleveland 39. Four plays later Elway hit Ricky Nattiel for 21 yards, down to the Cleveland one, and Gene Lang carried it into the endzone to up Denver's lead to 21-3. Both teams missed field goals in the latter part of the first half, and the Broncos took their 18-point lead into the dressing room at halftime. After Elway was intercepted by Felix Wright four plays into the second half, Cleveland needed just three plays to go 35 yards and score on an 18-yard pass from Bernie Kosar to Reggie Langhorne. The

Broncos answered that four plays into their next drive, when on a third-and-10 from the Denver 20, Elway scrambled right and threw a pass to Mark Jackson, who was standing at the Bronco 25. Jackson evaded two tackles and sprinted for a touchdown to complete an 80-yard scoring play and give the Broncos a 28-10 lead. Kosar and the Browns roared right back, moving 80 yards in five plays to score on a 32-yard Kosar-to-Earrest Byner pass. After a Bronco punt, Cleveland engineered another scoring drive, going 42 yards in four plays and scoring on a four-yard run by Byner to narrow the Bronco lead to 28-24. Just before the end of the third period, Rich Karlis capped off a Denver possession with a 38-yard field goal. The Browns, however, moved 86 yards in nine plays to tie the score at 31-31 on a four-yard pass from Kosar to Webster Slaughter. After an exchange of punts, Denver began a drive at their own 25 with 5:14 left in the game. On first down, Elway threw a 26-yard pass to Nattiel, and three plays later, duplicated the play to take the ball to the Cleveland 20. On the next play Elway passed to Sammy Winder, who caught it at the 23 and rambled the rest of the way into the endzone to put the Broncos up 38-31 with just over four minutes left. Kosar and the Browns rallied back and got to the Denver eight-yard line with 1:12 remaining, when Byner ran to the three, but had the ball stripped by Castille, who recovered for the Broncos. Denver was forced into a fourth down situation with 13 seconds left, and punter Mike Horan carried the ball out of the back of the endzone for a safety, making the score 38-33 in Denver's favor. After the ensuing free kick, Cleveland attempted one pass before time ran out.

Cleveland	0	3	21	9	—	33
Denver	14	7	10	7	—	38

Team Statistics	Clev	Den
First downs	25	24
Rushes-yards	27-128	39-156
Passing yards	336	256
Return yards	37	13
Passes	41-26-1	26-14-1
Punts	2-48.0	3-33.7
Fumbles-lost	3-3	2-1
Penalties-yards	7-59	7-44
Time of Possession	31:37	28:23

Den-Nattiel 8 pass from Elway (Karlis kick) (4-18)	
Den-Sewell 1 run (Karlis kick) (8-60)	
Clev-Bahr 24 FG (13-64)	
Den-Lang 1 run (Karlis kick) (11-80)	
Clev-Langhorne 18 pass from Kosar (Bahr kick) (3-35)	
Den-Jackson 80 pass from Elway (Karlis kick) (3-80)	
Clev-Byner 32 pass from Kosar (Bahr kick) (5-80)	
Clev-Byner 4 run (Bahr kick) (4-32)	
Den-Karlis 38 FG (9-59)	
Clev-Slaughter 4 pass from Kosar (Bahr kick) (9-86)	
Den-Winder 20 pass from Elway (Karlis kick) (5-75)	
Clev-Safety, Horan runs out of endzone	
Attendance — 75,993	

INDIVIDUAL STATISTICS

Cleveland

RUSHING — Byner 15-67, Mack 12-61. **PASSING** — Kosar 26-41-1, 356 yards. **RECEIVING** — Byner 7-120, Newsome 3-35, Tennell 1-5, Weathers 1-19, Slaughter 4-53, Brennan 4-48, Langhorne 2-48, Mack 4-28.

Denver

RUSHING — Winder 20-72, Elway 11-36, Lang 5-51, Sewell 1-1, Boddie 1-8, Horan 1-(12). **PASSING** — Elway 14-26-1, 281 yards. **RECEIVING** — Nattiel 5-95, Sewell 1-10, Winder 3-34, Jackson 4-134, Mobley 1-8.

STARTERS

WR 84 Ricky Nattiel	LE 61 Andre Townsend
LT 70 Dave Studdard	NT 71 Greg Kragen
LG 54 Keith Bishop	RE 75 Rulon Jones
C 62 Mike Freeman	LOLB 73 Simon Fletcher
RG 79 Stefan Humphries	LILB 77 Karl Mecklenburg
RT 76 Ken Lanier	RILB 98 Ricky Hunley
TE 88 Clarence Kay	ROLB 50 Jim Ryan
WR 80 Mark Jackson	LCB 36 Mark Haynes
QB 7 John Elway	FS 22 Tony Lilly
RB 23 Sammy Winder	SS 49 Dennis Smith
RB 33 Gene Lang	RCB 45 Steve Wilson

SUBSTITUTES — 2 M. Horan, 3 R. Karlis, 8 G. Kubiak, 24 T. Boddie, 27 K. Clark, 28 J. Castille, 30 S. Sewell, 34 T. Braxton, 35 K. Bell, 38 B. Plummer, 46 B. Micho, 48 R. Robbins, 55 R. Dennison, 56 M. Brooks, 59 T. Lucas, 65 W. Bowyer, 72 K. Kartz, 81 S. Watson, 86 M. Andrews, 89 O. Mobley, 90 F. Gilbert, 95 S. Bryan, 97 B. Kostermann.

DENVER 34, HOUSTON 10 1987 AFC DIVISIONAL PLAYOFF GAME

DENVER, CO., Jan 10 — The Broncos advanced to the AFC Championship game after beating the Oilers 34-10, the largest margin of victory ever for the Broncos in postseason play. The Broncos were led to on defense by Mark Haynes and Karl Mecklenburg, who both picked up key interceptions, and on offense by quarterback John Elway (14 of 25, 259 yards, two TDs) and receivers Vance Johnson (four catches for 105 yards) and Clarence Kay (three catches for 57 yards and two TDs). Punter Mike Horan put the Oilers in a hole after the Broncos' first drive stalled, sending a punt to the Houston five-yard line, where two plays later, a lateral pass from Warren Moon to Mike Rozier was fumbled, and Steve Wilson recovered for Denver on the one. Gene Lang scored two plays later to give the Broncos an early 7-0 lead. Houston's next drive reached the Bronco 20-yard line before Mecklenburg intercepted a pass and returned it to the Denver 28. Elway hit Kay for 29 yards on the next play to move into Houston territory, and five plays later the same connection was made for a 27-yard touchdown pass, giving the Broncos a 14-0 lead. Both teams added field goals on their first drive of the second quarter to make the score 17-3 in Denver's favor. On the fourth Denver play after Houston's field goal, Elway threw a 55-yard bomb to Johnson to move the ball to the Oiler 11. Five plays later Elway hit Kay, again for a touchdown on a one-yard pass to up the lead to 24-3 with less than two minutes left in the half. Denver's first possession of the second half resulted in a Rich Karlis field goal. Houston then took 10 plays to reach the Denver seven, but Mark Haynes picked off a Moon pass in the end zone and returned it 57 yards, a Bronco playoff record. Houston's next drive reached the Bronco 11 but a pass on fourth down fell incomplete. The Oilers got the ball back three plays later when Patrick Allen intercepted an Elway pass, and that led to a 19-yard TD pass from Moon to Ernest Givins, cutting Denver's lead to 27-10. The Broncos' Kevin Clark recovered the onsides kick that followed, and Denver moved 52 yards in seven plays to score the final points of the game on a three-yard run by Elway.

Houston	0	3	0	7	—	10
Denver	14	10	3	7	—	34

Den-Lang 1 run (Karlis kick) (2-1)
Den-Kay 27 pass from Elway
(Karlis kick) (6-72)
Den-Karlis 43 FG (7-14)
Hou-Zendejas 46 FG (12-54)
Den-Kay 1 pass from Elway
(Karlis kick) (9-80)
Den-Karlis 23 FG (5-51)
Hou-Givins 19 pass from Moon
(Zendejas kick) (3-48)
Den-Elway 3 run (Karlis kick) (7-52)
Attendance — 75,968

INDIVIDUAL STATISTICS

Houston

RUSHING — Highsmith 5-13, Rozier 9-25, Moon 5-15, Givin 1-0, Pinkett 6-20. **PASSING** — Moon 24-43-2, 264 yards. **RECEIVING** — Duncan 4-32, Givins 6-84, Hill 5-93, Williams 1-7, Drewery 2-17, Rozier 1-6, Highsmith 4-20, Pinkett 1-5.

Denver

RUSHING — Sewell 5-9, Winder 13-46, Elway 4-8, Lang 3-(6), Bell 2-7, Kubiak 2-(3). **PASSING** — Elway 14-25-1, 259 yards. **RECEIVING** — Johnson 4-105, Kay 3-57, Sewell 3-41, Boddie 1-15, Mobley 1-9, Nattiel 1-7, Lang 1-25.

STARTERS

WR 82 Vance Johnson	LE 61 Andre Townsend
LT 70 Dave Studdard	NT 71 Greg Kragen
LG 54 Keith Bishop	RE 75 Rulon Jones
C 62 Mike Freeman	LOLB 73 Simon Fletcher
RG 79 Stefan Humphries	LILB 77 Karl Mecklenburg
RT 76 Ken Lanier	RILB 98 Ricky Hunley
TE 88 Clarence Kay	ROLB 50 Jim Ryan
WR 80 Mark Jackson	LCB 36 Mark Haynes
QB 7 John Elway	FS 22 Tony Lilly
RB 23 Sammy Winder	SS 31 Mike Harden
H-back 89 Orson Mobley	RCB 45 Steve Wilson

SUBSTITUTES — 2 M. Horan, 3 R. Karlis, 8 G. Kubiak, 24 T. Boddie, 27 K. Clark, 28 J. Castille, 30 S. Sewell, 33 G. Lang, 34 T. Braxton, 35 K. Bell, 38 B. Plummer, 46 B. Micho, 55 R. Dennison, 56 M. Brooks, 59 T. Lucas, 65 W. Bowyer, 68 L. Lee, 72 K. Kartz, 81 S. Watson, 84 R. Nattiel, 86 M. Andrews, 90 F. Gilbert, 97 B. Klostermann.

NEW YORK GIANTS 39, DENVER 20 SUPER BOWL XXI

PASADENA, CA., Jan. 25 — The New York Giants broke open a close game with 24 unanswered points to open the second half, capturing a 39-20 win over the Broncos in Super Bowl XXI. The game, played before a crowd of 101,063 in Pasadena's Rose Bowl, featured outstanding performances by the two quarterbacks, Super Bowl MVP Phil Simms of New York (22 of 25, 268 yards, 3 TDs) and Denver's John Elway (22 of 37, 304 yards, 1 TD). The Broncos won the toss and opened their first drive on the Denver 24, taking eight plays to reach the Giants 31-yard-line. Rich Karlis scored the first points of the game with a 48-yard field goal, tying the Super Bowl record. New York roared right back with a nine-play, 78-yard scoring drive that culminated with a six-yard touchdown pass from Simms to tight end Mark Bavaro. On the possession, Simms was six-for-six for 69 yards, and running back Joe Morris gained 19 yards on just three carries. With five-and-a-half minutes remaining in the first quarter, the Broncos took possession on their own 42 after a 28-yard kickoff return by Ken Bell. Elway completed passes on the first three plays of the drive as Denver reached the New York 33. Two Giant penalties left the Broncos with a first-and-10 at the 12, and on third down, Elway called his own number, scoring from four yards out on a quarterback draw to give Denver a 10-7 lead. The Giants next drive stalled and the Broncos got the ball back at the 14-minute mark of the second quarter. On the third play of the drive, on third-and-18, Elway unleashed a 54-yard bomb to Vance Johnson, giving the Broncos a first down on the Giant 28. Seven plays later Denver had a first-and-goal at the New York one, but failed to score in three plays and Karlis was wide right on a 23-yard field goal attempt. Denver's Orange Crush defense stifled the next Giant drive at the New York 47, and after a punt, the Broncos got the ball back on their own 15. Controversy entered the game when, on second-and-twelve, Elway threw an apparent completion for a first down to Clarence Kay. The pass was ruled incomplete, and that decision was upheld after review of the television replay. On the next play, Giant defensive end George Martin sacked Elway in the end zone for a safety to pull New York within a point of Denver at 10-9. The Giant offense was unable to move the ball on its next possession and punted to Denver. Taking the ball at their own 37, Elway quickly hit Steve Watson for 31 yards and Gerald Willhite for 11 more to give the Broncos a first-and-10 at the Giant 21 with 43 seconds left in the half. Denver was able to get to the 16-yard-line, but Karlis was wide right on a 34-yard field goal attempt with 13 seconds left in the half. New York shot out of the starting blocks in the second half and never looked back, scoring on all three third quarter drives and outgaining Denver in the period 163 yards to two. With the score at 26-10, the Giants mounted a scoring drive on their first possession of the fourth quarter, and they went up 33-10 after Phil McConkey caught a deflected pass in the end zone, Simms's third TD strike of the day. Denver got the ball back at its own 16 and Elway moved the squad to the New York 10, as Karlis kicked a 27-yard field goal to make the score 33-13. The Giants took only five plays to move 46 yards for their next TD, a two-yard run by Otis Anderson which made the score 39-13. Elway took Denver down the field again and hit Vance Johnson with a 47-yard TD pass for the game's final points.

Denver	10	0	0	10	—	20
New York Giants	7	2	17	13	—	39

Team Statistics	Den	NYG
First downs	23	24
Rushes-yards	19-52	38-136
Passing yards	320	263
Return yards	9	18
Passes	41-26-1	25-22-0
Punts	2-41-0	2-46-0
Fumbles-lost	2-0	0-0
Penalties-yards	4-28	6-48
Time of Possession	25:21	34:39

Den—Karlis 48 FG (8-45)
NYG-Mowatt 6 pass from Simms
(Allegre kick) (9-78)
Den-Elway 4 run (Karlis kick) (6-58)
NYG-Safety-Elway tackled in end zone by Martin
NYG-Bavaro 13 pass from Simms
(Allegre kick) (8-63)
NYG-Allegre 21 FG (9-32)
NYG-Morris 1 run (Allegre kick) (5-68)
NYG-McConkey 6 pass from Simms (Allegre kick) (6-52)
Den-Karlis 28 FG (13-73)
NYG-Anderson 2 run (Kick failed) (5-46)
Den-Johnson 47 pass from Elway (Karlis kick) (5-69)
Attendance—101,063

INDIVIDUAL STATISTICS

Denver

RUSHING — Elway 6-27, Willhite 4-19, Sewell 3-4, Lang 2-2, Winder 4-0.
PASSING — Elway 22-37-1,304 yards, Kubiak 4-4-0, 48 yards. **RECEIVING** — Johnson 5-121, Willhite 5-39, Winder 4-34, Jackson 3-51, Watson 2-54, Sampson 2-20, Mobley 2-17, Sewell 2-12, Lang 1-4.

New York Giants

RUSHING — Morris 20-67, Simms 3-25, Rouson 3-22, Galbreath 4-17, Carthon 3-4, Anderson 2-1, Rutledge 3-0. **PASSING** — Simms 22-25-0, 268 yards. **RECEIVING** — Bavaro 4-51, Morris 4-20, Carthon 4-13, Robinson 3-62, Manuel 3-43, McConkey 2-50, Rouson 1-23, Mowatt 1-6.

STARTERS

WR 82 Vance Johnson	LE 61 Andre Townsend
LT 70 Dave Studdard	NT 71 Greg Kragen
LG 54 Keith Bishop	RE 75 Rulon Jones
C 64 Billy Bryan	LOLB 50 Jim Ryan
RG 63 Mark Cooper	LILB 77 Karl Mecklenburg
RT 76 Ken Lanier	RILB 98 Ricky Hunley
TE 88 Clarence Kay	ROLB 57 Tom Jackson
WR 81 Steve Watson	LCB 20 Louis Wright
QB 7 John Elway	SS 49 Dennis Smith
RB 23 Sammy Winder	FS 43 Steve Foley
RB 47 Gerald Willhite	RCB 31 Mike Harden

SUBSTITUTIONS — 2 M. Horan, 3 R. Karlis, 8 G. Kubiak, 22 T. Lilly, 30 S. Sewell, 33 G. Lang, 35 K. Bell, 36 M. Haynes, 45 S. Wilson, 48 R. Robbins, 52 K. Woodard, 55 R. Dennison, 59 D. Comeaux, 62 M. Freeman, 69 T. Colorito, 73 S. Fletcher, 74 D. Remsburg, 80 M. Jackson, 84 C. Sampson, 85 J. Hackett, 87 B. Micho, 89 O. Mobley, 90 F. Gilbert.

DENVER 23, CLEVELAND 20 OT AFC CHAMPIONSHIP

CLEVELAND, OH, Jan. 11 — Rich Karlis kicked a 33-yard field goal 5:48 into overtime to give the Broncos a 23-20 victory over the Browns. The game was played before a crowd of 79,915 people, who braved a wind chill of five degrees. Cleveland scored first, on the heels of a 14-play, 86-yard drive. Bernie Kosar threw a six-yard TD pass to Herman Fontenot with 5:19 left in the first quarter to put the Browns up 7-0. The next Cleveland drive ended when Ricky Hunley intercepted a Kosar pass, and he returned 14 yards to the Browns' 36. Although the Broncos' ensuing drive stalled, Kosar threw another interception, this one to Jim Ryan, and he returned the ball 26 yards to the Cleveland nine. Four plays later Karlis nailed a 19-yard field goal to make the score 7-3. Denver got another break on Cleveland's next play when Keven Mack fumbled and Ken Woodard recovered the ball on the Browns' 37. On first down John Elway ramblled 34 yards, and two more rushes got Denver to the one-yard line. On fourth-and-goal Gerald Willhite plunged into the end zone to give the Broncos a 10-7 lead. Cleveland kicker Mark Moseley tied the score at 10 apiece with a 29-yard field goal with 20 seconds left in the first half. Both teams saw their first two possessions of the second half end in punts before Denver engineered the first scoring drive of the second half. Elway drove the Broncos 61 yards in 11 plays, and Karlis put Denver up 13-10 with a 26-yard field goal 12 minutes into the third quarter. The Browns wasted no time mounting a scoring march of their own. Mack rushed for 34 yards in a 10-play, 76-yard drive that culminated with a 24-yard Moseley field goal, knotting the score at 13-13. The Broncos next two possessions ended in punts, and when Cleveland got the ball on its own 48 with 6:40 left in the fourth quarter, the Browns struck quickly. On third-and-six from Denver's 48 yard line, Kosar threw a TD pass to Brian Brennan to give the Browns a 20-13 lead with 5:43 left in regulation. The ensuing kickoff rolled to the Denver two-yard line where Gene Lang fell on it. Pro Bowl-bound Elway then engineered the longest and most important drive of his four-year career. On the fifth play of the drive (on second-and-seven from the Broncos' 15), Elway rushed for 11 yards and a first down. He hit Steve Sewell for a 22-yard gain on the next play, and followed that with a 12-yard strike to Steve Watson to give Denver a first down on the Cleveland 40. After an incompletion and an eight-yard sack, Elway threw a 20-yard pass to Mark Jackson, moving the team to the Cleveland 28. Another incompletion was followed by a 14-yard, Elway-to-Sewell pass, giving the Broncos a first down on the Brown's 14 with 57 seconds left. Elway's next pass was incomplete, and on second down he ran nine yards to the Cleveland five-yard line. On the next play, he hit Jackson for a TD, and Karlis's extra point tied the score at 20 with 39 seconds left in regulation. Cleveland was unable to move the ball as time ran out in the fourth quarter. The Browns won the overtime coin toss and elected to receive. Three plays into the drive, (on third-and-two from the Cleveland 38), the Orange Crush rose up to snuff Herman Fontenot for no gain. Cleveland

punted and Willhite returned it to the Bronco 25, where the Denver juggernaut revved it up again. On second-and-five, Elway hit Orson Mobley for a 22-yard gain, and three plays later Elway threw a 28-yard pass to Watson. With a first down on Cleveland's 22-yard line, the Broncos rushed three times to get to the 15, and on fourth down, Karlis hit the 33-yard game winner. Elway accounted for 300 total yards in the game, rushing for 56 and completing 22 of 38 passes for 244 yards. The Broncos kept alive a 1986 record of 13-0 when they scored 20 or more points. Denver also notched its 11th win on natural turf, losing only to San Diego at home on grass.

Denver	0	10	3	7	3	—	23
Cleveland	7	3	0	10	0	—	20

Team Statistics

	Den	Clev
Clev-Fontenot 6 pass from Kosar (Moseley kick) (14-86)	37-149	33-100
Den-Karlis 19 FG (4-8)	225	256
Den-Willhite 1 run (Karlis kick) (5-37)	50	37
Clev-Moseley 29 FG (9-53)	38-22-1	32-18-2
Den-Karlis 26 FG (11-61)	7-37-6	6-43-2
Clev-Moseley 24 FG (10-76)	2-0	3-1
Clev-Brennan 48 pass from Kosar (Moseley kick) (3-52)	6-39	9-76
Den-Jackson 5 pass from Elway (Karlis kick) (15-98)	34:05	31:43
Den-Karlis 33 FG (9-60)		
Attendance—79,915		

INDIVIDUAL STATISTICS

Denver

RUSHING—Elway 4-56, Winder 26-83, Willhite 3-0, Sewell 1-1, Lang 3-9.
PASSING — Elway 22-38-1, 244 yards. **RECEIVING** — Willhite 2-20, Watson 3-55, Winder 2-2, V. Johnson 3-25, Mobley 3-36, Sampson 1-10, Kay 2-23, Lang 1-1, Sewell 3-47, Jackson 2-25.

Cleveland

RUSHING—Mack 26-94, Kosar 4-3, Fontenot 3-3. **PASSING**—Kosar 18-32-2, 259 yards. **RECEIVING**—Langhorne 2-35, Fontenot 7-66, Brennan 4-72, Mack 2-20, Byner 1-4, Weathers 1-42, Slaughter 1-20.

STARTERS

WR 82 Vance Johnson	LE 75 Rulon Jones
LT 70 Dave Studdard	NT 71 Greg Kragen
LG 54 Keith Bishop	RE 61 Andre Townsend
C 64 Billy Bryan	LOLB 50 Jim Ryan
RG 63 Mark Cooper	LILB 77 Karl Mecklenburg
RT 76 Ken Lanier	RILB 98 Ricky Hunley
TE 85 Joey Hackett	ROLB 57 Tom Jackson
WR 81 Steve Watson	LCB 20 Louis Wright
QB 7 John Elway	FS 43 Steve Foley
RB 23 Sammy Winder	SS 48 Dennis Smith
TE 89 Orson Mobley	RCB 31 Mike Harden

SUBSTITUTES—2 M. Horan, 3 R. Karlis, 8 G. Kubiak, 22 T. Lilly, 30 S. Sewell, 33 G. Lang, 35 K. Bell, 45 S. Wilson, 47 G. Willhite, 48 R. Robbins, 52 K. Woodard, 55 R. Dennison, 59 D. Comeaux, 62, M. Freeman, 69 T. Colorito, 73 S. Fletcher, 74 D. Remsburg, 80 M. Jackson, 84 C. Sampson, 87 B. Micho, 88 C. Kay, 90 F. Gilbert. **DID NOT PLAY** — 36 M. Haynes.

DENVER 22, NEW ENGLAND 17 AFC DIVISIONAL PLAYOFF GAME

DENVER, CO., Jan. 4—Rulon Jones sacked Tony Eason in the end zone for a safety with 1:37 left on the clock to put Denver up 22-17 and halt the Patriots' final comeback drive. The playoff victory was the first since Jan. 1, 1978 for the Broncos, when they defeated Oakland for the AFC Championship. The two teams traded punts in the first nine minutes of the game before Denver posed the initial scoring threat. Starting at their own 20, the Broncos took four plays to reach the New England 7, behind John Elway completions of 39 and 21 yards. On second-and-goal from the four, Elway rolled around the left side and was hit just short of the goal line. He was penalized (delay of game) for spiking the ball after the play, and that set Denver back to the six. Two plays later Rich Karlis nailed a 27-yard field goal to give Denver a 3-0 lead. New England mounted a seven-play, 87-yard drive later in the quarter, with Eason hitting Stanley Morgan for a 19-yard TD. The Broncos roared right back with a 13-play, 82-yard drive that was punctuated by a 22-yard TD run by Elway, giving Denver a 10-7 lead midway through the second quarter. The Patriots tied the score on the last play of the half with a 38-yard Tony Franklin field goal. Denver received the kickoff to open the second half and proceeded to chew up over nine minutes off of the clock. The Broncos ran the ball 11 times on the drive, which stalled on the Patriot five. Karlis's 22-yard

field goal put Denver up 13-10. Five plays into the next New England drive, the Patriots took a page out of Dan Reeve's bag of tricks, scoring on a flea-flicker that ended with a 45-yard TD pass from Eason to Morgan to give New England its first lead of the game at 17-13. Denver jumped right back on top, traveling 86 yards in six plays to score on a 48-yard Elway-to-Vance Johnson pass on the last play of the third quarter. The two teams both punted three times in the fourth quarter, and the last one, a Mike Horan punt of 54 yards, backed New England to its own 10. On first down, Eason dropped back to pass but was sacked for a safety by Rulon Jones. Denver recovered the onsidess free kick and held on to the ball to preserve the win.

New England	0	10	7	0	—	17
Denver	3	7	10	2	—	22

Den—Karlis 27 FG (8-71)
NE—Morgan 19 pass from Eason
(Franklin kick) (7-87)
Den—Elway 22 run (Karlis kick) (13-82)
NE—Franklin 38 FG (5-8)
Den—Karlis 22 FG (15-80)
NE—Morgan 45 pass from Eason
(Franklin kick) (5-78)
Den—Johnson 48 pass from Elway
(Karlis kick) (6-86)
Den—Safety—Eason tackled in endzone by Jones
Attendance—76,105

INDIVIDUAL STATISTICS

New England

RUSHING—James 10-31, Collins 5-46, Fryar 1-(-2), Eason 2-23, Dupard 5-18, Hawthorne 1-5. **PASSING**—Eason 13-24-0, 194 yards. **RECEIVING**—Collins 4-46, Fryar 2-11, Morgan 3-100, Baty 3-31, Hawthorne 1-6.

Denver

RUSHING—Winder 19-102, Willhite 3-4, Elway 5-18, Lang 11-44, Bell 2-12, Sewell 2-8. **PASSING**—Elway 13-32-2, 257 yards. **RECEIVING**—Johnson 4-89, Sewell 3-41, Watson 1-21, Mobley 2-69, Lang 1-1, Winder 1-16, Micho 1-20.

STARTERS

WR 82 Vance Johnson	LE 75 Rulon Jones
LT 70 Dave Studdard	NT 71 Greg Kragen
LG 54 Keith Bishop	RE 61 Andre Townsend
C 64 Billy Bryan	LILB 50 Jim Ryan
RG 60 Paul Howard	LILB 77 Karl Mecklenburg
RT 76 Ken Lanier	RILB 98 Ricky Hunley
TE 85 Joey Hackett	ROLB 57 Tom Jackson
WR 81 Steve Watson	LCB 20 Louis Wright
QB 7 John Elway	FS 43 Steve Foley
RB 23 Sammy Winder	SS 48 Randy Robbins
TE 89 Orson Mobley	RCB 31 Mike Harden

SUBSTITUTIONS — 2 M. Horan, 3 R. Karlis, 8 G. Kubiak, 22 T. Lilly, 30 S. Sewell, 33 G. Lang, 35 K. Bell, 36 M. Haynes, 45 S. Wilson, 52 K. Woodard, 55 R. Dennison, 59 D. Comeaux, 62 M. Freeman, 63 M. Cooper, 69 T. Colorito, 73 S. Fletcher, 74 D. Remsburg, 80 M. Jackson, 84 C. Sampson, 87 B. Micho, 90 F. Gilbert. **DID NOT PLAY** — 49 D. Smith.

1984 DIVISIONAL PLAYOFF GAME

PITTSBURGH 24, DENVER 17

DENVER, CO., Dec. 30—Denver had two possessions in the final two minutes of the game but failed to score as Pittsburgh advanced to the Conference Championship game. Denver's opportunistic defense recovered two Steeler fumbles in the first quarter. The first one resulted in a Rich Karlis field goal attempt, but it sailed wide right. Pittsburgh fumbled on the next play, and the Broncos recovered again. That turnover led to a seven-yard touchdown pass from John Elway to Jim Wright. Pittsburgh scored on a 28-yard field goal on the first play of the second period, and just before intermission, the Steelers took the lead on Frank Pollard's one-yard TD plunge. Denver tied the game early in the third quarter on a 21-yard Karlis field goal. The Broncos regained the lead on their next possession, scoring on a 20-yard pass from Elway to Steve Watson. For the game, Watson gained 177 yards on 11 receptions. The Steelers mounted a scoring drive of their own, tying the game at 17-17 on a Mark Malone to Louis Lipps pass late in the quarter. Later, Pittsburgh's Eric Williams intercepted an Elway pass and returned it to the Denver two-yard line with only 2:45 left in the game. Pollard scored two plays later to give

the Steelers the lead 24-17. Denver couldn't move the ball on its final two possessions as time ran out.

Pittsburgh	0	10	7	7	—	24
Denver	7	0	10	0	—	17

	Team Statistics	Pitt	Den
Den—J. Wright 9 pass from Elway (Karlis kick) (5-22)	First downs	25	15
Pitt—Anderson 28 FG (12-62)	Rushes-yards	40-169	22-51
Pitt—Pollard 1 run (Anderson kick) (8-78)	Passing yards	212	199
Den—Karlis 21 FG (4-0)	Sacks by-yards	4-37	2-12
Den—Watson 20 pass from Elway (Karlis kick) (6-46)	Return yards	43	17
Pitt—Lipps 10 pass from Malone (Anderson kick) (7-66)	Passes	17-28-0	20-39-2
Pitt—Pollard 2 run (Anderson kick) (3-2)	Punts	3-28-3	4-42-3
Attendance—74,982	Fumbles-lost	3-2	2-0
	Penalties-yards	4-30	1-5
	Time of Possession	32:52	27:08

INDIVIDUAL STATISTICS

Pittsburgh

RUSHING—Pollard 16-99, Abercrombie 17-75, Malone 5-(-6), Lipps 1-0, Veals 1-1. **PASSING**—Malone 17-28-0, 224 yards. **RECEIVING**—Abercrombie 3-18, Pollard 4-48, Lipps 5-86, Stallworth 3-38, Cunningham 1-19, Thompson 1-15.

Denver

RUSHING—Elway 4-16, Winder 15-37, Watson 1-(-3), Willhite 1-1, Parros 1-0. **PASSING**—Elway 19-37-2, 184 yards, Willhite 1-1-0, 52 yards. **RECEIVING**—Winder 4-22, Watson 11-177, J. Wright 2-16, Willhite 2-12, Alexander 1-9.

STARTERS

TE 85 Don Summers	LE 79 Barney Chavous
LT 70 Dave Studdard	NT 68 Rubin Carter
LG 54 Keith Bishop	RE 75 Rulon Jones
C 64 Billy Bryan	LILB 50 Jim Ryan
RG 60 Paul Howard	LILB 55 Rick Dennison
RT 76 Ken Lanier	RILB 58 Steve Busick
TE 88 Clarence Kay	ROLB 57 Tom Jackson
WR 81 Steve Watson	LCB 20 Louis Wright
QB 7 John Elway	RCB 31 Mike Harden
RB 23 Sammy Winder	SS 49 Dennis Smith
H-B 87 Jim Wright	FS 43 Steve Foley

SUBSTITUTIONS - 2 C. Norman, 3 R. Karlis, 22 T. Lilly, 24 R. Parros, 28 R. Jackson, 33 G. Lang, 39 J. Myles, 45 S. Wilson, 47 G. Willhite, 48 R. Robbins, 52 K. Woodard, 59 D. Comeaux, 61 A. Townsend, 62 M. Freeman, 65 W. Bowyer, Bowyer, 66 S. Garnett, 72 M. Graves, 74 W. Hood, 77 K. Mecklenburg, 80 R. Alexander, 84 C. Sampson, 98 R. Hunley. **DID NOT PLAY** - 8 G. Kubiak.

1983 WILD CARD PLAYOFF GAME

SEATTLE 31, DENVER 7

SEATTLE, Wash., Dec. 24—Seattle broke open a close contest with two second-half Dave Krieg touchdown passes as the Seahawks beat Denver 31-7 in the AFC Wild Card playoff game. Seattle scored on its first possession of the day with a 17-yard pass from Krieg to Steve Largent. Later in the first quarter, Denver mounted a nine-play, 76-yard drive, scoring on a 13-yard pass from Steve DeBerg to Jesse Myles. Seattle cornerback Kerry Justin intercepted a DeBerg pass on Denver's next drive and the Seahawks drove to the Denver 20-yard line, with Norm Johnson converting a 37-yard field goal. Denver then drove down to the Seattle four-yard line, but Gerald Willhite fumbled and Seattle recovered, and then ran the remaining time off the clock. The second half belonged to the Seahawks as Krieg passed for two touchdowns and running back David Hughes ran for another, making the final score 31-7.

Denver	7	0	0	0	—	7
Seattle	7	3	7	14	—	31

	Team Statistics	Den	Sea
Sea—Largent 17 pass from Krieg. (Johnson kick)	First downs	21	17
Den—Myles 13 pass from DeBerg. (Karlis kick)	Total net yards	360	324
Sea—Metzelaars 5 pass from Krieg. (Johnson kick)	Net yards rushing	125	145
Sea—Johns 18 pass from Krieg. (Johnson kick)	Net yards passing	235	179
Sea—Hughes 2 run. (Johnson kick)	Total plays	69	53
Attendance—60,752	Passes	24-34-2	12-13-0
	Return yards	128	146
	Penalty yards	35	34

INDIVIDUAL STATISTICS

Denver

RUSHING—Winder 16-59, Poole 7-25, Elway 3-16, Willhite 5-16, Sampson 1-8, Watson 1-1. **RECEIVING**—Myles 7-73, Watson 4-51, Poole 4-17, Sampson 3-52, Winder 2-13, Thomas 1-19, Egloff 1-16, Wilson 1-12, Willhite 1-1. **PASSING**—DeBerg 14-19-1, 131 yards. Elway 10-15-1, 123 yards.

Seattle

RUSHING—Warner 23-99, Hughes 3-16, Bryant 5-15, Krieg 3-9, Dixon 3-4, Zorn 1-2. **PASSING**—Krieg 12-13-0, 200 yards. **RECEIVING**—Largent 4-76, Warner 3-22, Johns 2-59, Young 2-38, Metzelaars 1-5.

STARTERS

WR 84 Clint Sampson	LE 79 Barney Chavous
LT 70 Dave Studdard	LT 68 Rubin Carter
LG 54 Keith Bishop	RT 72 Don Latimer
C 64 Billy Bryan	RE 75 Rulon Jones
RG 60 Paul Howard	LLB 50 Jim Ryan
RT 76 Ken Lanier	MLB 53 Randy Gradishar
TE 85 Ron Egloff	RLB 57 Tom Jackson
WR 81 Steve Watson	LCB 20 Louis Wright
QB 17 Steve DeBerg	RCB 31 Mike Harden
RB 23 Sammy Winder	SS 49 Dennis Smith
FB 34 Nathan Poole	FS 43 Steve Foley

SUBSTITUTIONS - 3 R. Karlis, 7 J. Elway, 11 L. Prestridge, 21 M. Dupree, 28 R. Jackson, 29 W. Myers, 37 S. Trimble, 39 J. Myles, 45 S. Wilson, 46 D. Preston, 47 G. Willhite, 52 K. Woodard, 55 R. Dennison, 56 S. Busick, 59 D. Comeaux, 62 T. Glassic, 63 M. Cooper, 65 W. Bowyer, 66 B. Manor, 67 K. Uecker, 74 J. Baker, 77 K. Mecklenburg, 78 R. Stachowski, 82 Z. Thomas, 83 J. Sawyer, 88 R. Odoms. **DID NOT PLAY** - 8 G. Kubiak.

1979

WILD CARD PLAYOFF GAME

HOUSTON 13, DENVER 7

HOUSTON, Tex., Dec. 23—Toni Fritsch kicked two field goals to provide the margin of victory as the Houston Oilers played strong second half defense and defeated the Broncos, 13-7, earning the Oilers advancement in the American Football Conference playoffs.

Fritsch opened the scoring with a 31-yard first period field goal, but Denver came back to take a 7-3 lead on a seven-yard pass from Craig Morton to running back Dave Preston, an 80-yard drive that took the Broncos 13 plays.

Houston went ahead to stay on a three-yard burst by Earl Campbell at 14:14 of the second period. However, Campbell was injured on the play and did not return to action in the second half. Oiler quarterback Dan Pastorini and wide receiver Ken Burroughs also left the contest due to injuries, both early in the second half, putting a severe crimp in the Houston attack. But the Broncos were able to move the ball for only 216 yards total offense, and the tenacious Houston defense sacked Morton six times for 40 yards in losses as the Oilers held on to win.

Linebacker Bob Swenson intercepted a Gifford Nielsen pass at the Oiler 26-yard line midway through the fourth period, but two sacks of Morton led to a 50-yard field goal attempt by Fred Steinfort. Steinfort's kick hit the upright, and the Oilers later drove for a second field goal by Fritsch, this one of 20 yards, providing the final victory margin.

Denver drove to the Houston 27 at the two minute mark, but the Oiler defense again rose to the occasion to stifle the threat and secure the win, eliminating the Broncos from the playoffs.

Denver	7	0	0	0	—	7
Houston	3	7	0	3	—	13

Hou—Fritsch 31 FG
Den—Preston 7 pass from Morton
(Turner kick)
Hou—Campbell 3 run (Fritsch kick)
Hou—Fritsch 20 FG
Attendance—48,776

Team Statistics	Den	Hou
First downs	17	15
Total net yards	216	282
Net yards rushing	112	135
Net yards passing	104	147
Total plays	65	65
Passes	14-27-1	10-22-2
Return yards	37	57
Penalty yardage	70	19

Houston

RUSHING—Campbell 16-50, T. Wilson 8-21, Coleman 2-5, Carpenter 16-59. **PASSING**—Pastorini 8-18-1, 149 yards; Nielsen 2-4-1, 9 yards. **RECEIVING**—Coleman 1-41, Carpenter 3-26, Barber 1-31, T. Wilson 4-53, Campbell 1-7.

STARTERS

WR 80 Rick Upchurch	LE 79 Barney Chavous
LT 70 Dave Studdard	NT 68 Rubin Carter
LG 62 Tom Glassic	RE 66 Brison Manor
C 64 Billy Bryan	L0LB 51 Bob Swenson
RG 60 Paul Howard	L1LB 59 Joe Rizzo
RT 71 Claudie Minor	R1LB 53 Randy Gradishar
TE 88 Riley Odoms	ROLB 57 Tom Jackson
WR 25 Haven Moses	LCB 20 Louis Wright
QB 7 Craig Morton	RCB 43 Steve Foley
RB 24 Otis Armstrong	SS 36 Bill Thompson
RB 32 Jon Keyworth	FS 29 Bernard Jackson

SUBSTITUTIONS - 11 L. Prestridge, 14 N. Weese, 15 J. Turner, 19 F. Steinfort, 23 C. Pane, 30 J. Jensen, 35 L. Canada, 40 C. West, 46 D. Preston, 50 J. Ryan, 55 K. Brown, 56 L. Evans, 58 R. Nairne, 63 J. Grant, 65 G. Hyde, 72 D. Latimer, 73 K. Clark, 81 S. Watson, 84 V. Kinney, 85 R. Egloff. **DID NOT PLAY** - 12 C. Penrose, 47 G. Atkinson, 78 B. Radford.

1978

DIVISIONAL PLAYOFF GAME

PITTSBURGH 33, DENVER 10

PITTSBURGH, Pa., Dec. 30—Two fourth quarter touchdown passes by Pittsburgh quarterback Terry Bradshaw lifted the Steelers to a 33-10 victory over the Denver Broncos and into the American Football Conference championship game.

Bradshaw's scoring tosses included a 45-yard bomb to John Stallworth and a 38-yarder to Lynn Swann, capping a brilliant performance by the Pittsburgh passer.

The Broncos took the early lead on a 37-yard Jim Turner field goal, but Pittsburgh's Franco Harris ran one and 18 yards for touchdowns and Roy Gerela kicked a 24-yard field goal to give the Steelers a 16-3 advantage. Denver cut the margin to 16-10 on a three-yard Dave Preston TD, but Gerela kicked another field goal to make the halftime margin 19-10. Denver threatened to come closer in the third period, but Turner's 29-yard field goal attempt was blocked, and Bradshaw's passing sealed Denver's fate early in the final stanza. The Steelers rolled to 425 yards total offense, with Bradshaw accounting for 272 through the air, 156 on ten receptions by Stallworth. The eventual World Champion Steelers limited the Broncos' ground game to just 87 yards in earning the right to play the Houston Oilers for the AFC crown the following week.

Denver	3	7	0	0	—	10
Pittsburgh	6	13	0	14	—	33

Den—Turner 37 FG
Pit—Harris 1 run (kick failed)
Pit—Harris 18 run (Gerela kick)
Pit—Gerela 24 FG
Den—Preston 3 run (Turner kick)
Pit—Gerela 27 FG
Pit—Stallworth 45 pass from Bradshaw
(Gerela kick)
Pit—Swann 38 pass from Bradshaw
(Gerela kick)
Attendance—48,921

Team Statistics	Den	Pit
First downs	15	24
Total net yards	218	425
Net yards rushing	87	153
Net yards passing	131	272
Total plays	55	69
Passes	12-22-0	16-29-1
Return yards	110	93
Penalty yardage	104	88

INDIVIDUAL STATISTICS

Denver

RUSHING—Keyworth 6-12, Lytle 5-6, Canada 1-3, Perrin 6-6, Preston 4-14, Weese 4-43, Armstrong 1-3. **PASSING**—Morton 3-5-0, 34 yards; Weese 8-16-0, 118 yards; Ditts 1-1-0, 16 yards. **RECEIVING**—Moses 2-33, Dolbin 4-77, Lytle 1-(-1), Perrin 2-16, Odoms 1-24, Preston 2-19.

Pittsburgh

RUSHING—Harris 24-105, Bleier 8-26, Bradshaw 2-4, Thornton 2-4, Moser 2-6, J. Smith 1-4, Delopaine 1-4. **PASSING**—Bradshaw 16-29-1, 272 yards. **RECEIVING**—Stallworth 10-156, Grossman 4-64, Swann 2-52.

INDIVIDUAL STATISTICS

Denver

RUSHING—Armstrong 12-51, Preston 9-24, Jensen 4-5, Canada 4-29, Upchurch 1-3, Morton 2-0. **PASSING**—Morton 14-27-1, 144 yards. **RECEIVING**—Armstrong 2-22, Egloff 1-17, Preston 4-40, Moses 3-47, Jensen 1-11, Canada 1-4, Odoms 2-3.

STARTERS

WR 82 Jack Dolbin	LE 79 Barney Chavous
LT 71 Claudie Minor	NT 68 Rubin Carter
LG 62 Tom Glassic	RE 77 Lyle Alzado
C 64 Billy Bryan	LOLB 51 Bob Swenson
RG 60 Paul Howard	LILB 59 Joe Rizzo
RT 76 Tom Neville	RILB 53 Randy Gradishar
TE 88 Riley Odoms	ROLB 57 Tom Jackson
WR 25 Haven Moses	LCB 20 Louis Wright
QB 7 Craig Morton	RCB 43 Steve Foley
RB 41 Rob Lytle	SS 36 Bill Thompson
RB 32 Jon Keyworth	FS 29 Bernard Jackson

SUBSTITUTIONS - 10 B. Dilts, 14 N. Weese, 15 J. Turner, 23 C. Pane, 27 M. Harvey, 33 L. Perrin, 35 L. Canada, 40 C. West, 46 D. Preston, 50 B. Maples, 55 G. Turk, 56 L. Evans, 58 R. Nairne, 63 J. Grant, 65 G. Hyde, 80 R. Upchurch, 84 V. Kinney, 87 B. Moore. **DID NOT PLAY** - 12 C. Penrose, 24 O. Armstrong, 66 B. Manor, 67 S. Schindler.

1978 SUPER BOWL XII

DALLAS 27, DENVER 10

NEW ORLEANS, La., Jan. 15—The Dallas Cowboys evened their Super Bowl record at 2-2 by defeating the Denver Broncos 27-10 before a sellout crowd of 76,400, plus 90 million television viewers, the largest audience ever to watch a sporting event. Dallas converted two pass interceptions by safety Randy Hughes and cornerback Aaron Kyle into 10 points and Efen Herrera added a 35-yard field goal to give the Cowboys at 13-0 halftime advantage. The Denver offense had trouble getting untracked against the hard-hitting Cowboy defense. The Broncos lost three fumbles and were intercepted twice on their last five possessions of the first half. The Broncos came back momentarily at the outset of the third period. Craig Morton engineered a drive to the Cowboys 30-yard line from where Jim Turner booted a 47-yard field goal to make the score 13-3. After an exchange of punts, Dallas wide receiver Butch Johnson made a spectacular diving catch in the end zone to complete a 45-yard pass from Roger Staubach to put the Cowboys ahead 20-3. However, the momentum swung back to the Broncos as Rick Upchurch returned the kickoff 67 yards to the Dallas 26. On the second play of the series, Norris Weese relieved Craig Morton at quarterback. Morton, who was intercepted only eight times during the regular season, had thrown a Super Bowl record four interceptions. Weese guided the Broncos to a touchdown — a one-yarder by Ron Lytle — to cut the Dallas lead to 20-10 with 5:39 left in the third quarter. Dallas clinched the victory when running back Robert Newhouse threw a 29-yard touchdown pass to Golden Richards on an option play with 7:04 remaining in the game. It was the first pass thrown by Newhouse since the 1975 regular season. The Cowboys offense amassed 325 yards while the defense limited the Broncos to 156 in a game which saw the Cowboys control the ball 38:34 to Denver's 21:26. Roger Staubach completed 17 of 25 passes for 183 yards while Harvey Martin and Randy White, who were named Co-MVPs, led the Cowboys defense which recovered four fumbles and intercepted four passes.

Dallas	10	3	7	7	—	27
Denver	0	0	10	0	—	10

Dal—Dorsett 3 run (Herrera kick)
Dal—FG Herrera 35
Dal—FG Herrera 43
Den—FG Turner 47
Dal—Johnson 45 pass from Staubach (Herrera kick)
Den—Lytle 1 run (Turner kick)
Dal—Richards 29 pass from Newhouse (Herrera kick)
Attendance—76,400

Team Statistics	Dal	Den
First downs	17	11
Total net yards	325	156
Net yards rushing	143	121
Net yards passing	182	35
Total plays	71	58
Passes	19-28-0	8-25-4
Return yards	97	195
Penalty yardage	94	60

INDIVIDUAL STATISTICS

Dallas

RUSHING—Johnson 1-(9), Dorsett 15-66, Newhouse 14-55, P. Pearson 3-11, Staubach 3-6, White 1-13, Laidlaw 1-1. **PASSING**—Staubach 17-25-0, 183 yards; White 1-2-0, 5 yards; Newhouse 1-1-0, 29 yards. **RECEIVING**—P. Pearson 5-37, Dorsett 2-11, DuPre 4-66, Newhouse 3-(1), Johnson 2-53, Richards 2-38, D. Pearson 1-13.

Denver

RUSHING—Keyworth 5-9, Armstrong 7-27, Lytle 10-35, Perrin 3-8, Jensen 1-16, Weese 3-26. **PASSING**—Morton 4-15-4, 39 yards; Weese 4-10-0, 22 yards. **RECEIVING**—Moses 1-21, Perrin 1-(7), Dolbin 2-24, Odoms 2-9, Jensen 1-5, Upchurch 1-9.

STARTERS

WR 82 Jack Dolbin	LE 79 Barney Chavous
LT 74 Andy Maurer	NT 68 Rubin Carter
LG 62 Tom Glassic	RE 77 Lyle Alzado
C 52 Mike Montler	LOLB 51 Bob Swenson
RG 60 Paul Howard	LILB 59 Joe Rizzo
RT 71 Claudie Minor	RILB 53 Randy Gradishar
TE 88 Riley Odoms	ROLB 57 Tom Jackson
WR 25 Haven Moses	LCB 20 Louis Wright
QB 7 Craig Morton	RCB 43 Steve Foley
RB 24 Otis Armstrong	SS 36 Bill Thompson
RB 32 Jon Keyworth	FS 29 Bernard Jackson

SUBSTITUTIONS - 10 B. Dilts, 14 N. Weese, 15 J. Turner, 21 R. Polti, 30 J. Jensen, 35 L. Perrin, 40 R. Rich, 41 R. Lytle, 50 B. Maples, 55 G. Turk, 56 L. Evans, 58 R. Nairne, 63 J. Grant, 65 G. Hyde, 66 B. Manor, 70 P. Smith, 73 H. Allison, 80 R. Upchurch, 85 R. Egloff, 86 J. Schultz. **DID NOT PLAY** - 12 C. Penrose. **INACTIVE** - 26 L. Riley, 67 S. Schindler.

1978 AFC CHAMPIONSHIP

DENVER 20, OAKLAND 17

DENVER, Colo., Jan. 1—Denver quarterback Craig Morton threw two touchdown passes to Haven Moses as the Broncos defeated the defending NFL Champion Oakland Raiders 20-17 and moved into their first Super Bowl. Morton, who was drafted and spent nine-and-a-half years with the Cowboys, would face his former Dallas teammates after completing 10 of 20 passes for 224 yards. It would be the second meeting in five weeks for these two teams — Dallas won 14-6 in the regular season finale as Morton played only the opening series due to a bruised hip. On a sunny, 18-degree day before 74,982 Denver partisans, the Raiders scored on their initial possession as Errol Mann kicked a 20-yard field goal to climax an 18-play drive. Morton hit Moses on their first scoring hookup two plays later on a 74-yard touchdown bomb, and the Broncos were on top to stay. Denver took advantage of two Oakland turnovers in the second half to win its second game in three meetings with the Raiders during the 1977 season. Defensive end Brison Manor recovered running back Clarence Davis' fumble at the Oakland 17 and running back Jon Keyworth scored from the 1-yard line to increase the margin to 14-3 in the third quarter. Oakland quarterback Ken Stabler hit tight end Dave Casper on the first of two scoring passes to narrow the lead to 14-10 with 39 seconds elapsed in the final period. But on Oakland's next possession, linebacker Bob Swenson intercepted a Stabler pass and ran to the Raiders' 14. Morton then threw 12 yards to Moses for the Broncos' final touchdown. Oakland finished the scoring on the next series as Stabler threw 17 yards to Casper for the game's last touchdown. Denver controlled the ball for the final 3:08 and gave Red Miller the AFC title in his first year as a head coach. Moses, a 10-year veteran, had five receptions for 168 yards. The Denver defense, which was No. 1 against the rush in the NFL during the regular season, held the Raiders to 94 yards on the ground.

Oakland	3	0	0	14	—	17
Denver	7	0	7	6	—	20

Oak—FG Mann 20
Den—Moses 74 pass from Morton (Turner kick)
Den—Keyworth 1 run (Turner kick)
Oak—Casper 7 pass from Stabler (Mann kick)
Den—Moses 12 pass from Morton (pass failed)
Oak—Casper 17 pass from Stabler (Mann kick)
Attendance—74,982

Team Statistics	Oak	Den
First downs	20	16
Total net yards	298	308
Net yards rushing	94	91
Net yards passing	204	217
Total plays	72	58
Passes	17-35-1	10-20-1
Return yards	152	93
Penalty yardage	6	46

INDIVIDUAL STATISTICS

Oakland

RUSHING—Davis 9-1, van Eeghen 20-71, Banaszak 7-22. **PASSING**—Stabler 17-35-1. **RECEIVING**—van Eeghen 2-8, Biletnikoff 4-38, Branch 3-59, Casper 5-71, Siani 1-12, Banaszak 1-2, Bradshaw 1-25.

Denver

RUSHING—Keyworth 8-19, Lytle 7-26, Perrin 11-42, Armstrong 7-16, Morton 2-(-4), Jensen 1-2, Moses 1-(-10). **PASSING**—Morton 10-20-1, 224 yards. **RECEIVING**—Moses 5-168, Perrin 2-20, Odoms 1-13, Keyworth 1-3, Jensen 1-20.

STARTERS

WR 82 Jack Dolbin	LE 79 Barney Chavous
LT 74 Andy Maurer	NT 68 Rubin Carter
LG 62 Tom Glassic	RE 77 Lyle Alzado
C 52 Mike Montler	LILB 51 Bob Swenson
RG 60 Paul Howard	LILB 59 Joe Rizzo
RT 71 Claudie Minor	RILB 53 Randy Gradishar
TE 88 Riley Odoms	ROLB 57 Tom Jackson
WR 25 Haven Moses	LCB 20 Louis Wright
QB 7 Craig Morton	RCB 43 Steve Foley
RB 41 Rob Lytle	SS 36 Bill Thompson
RB 32 J. Keyworth	FS 29 Bernard Jackson

SUBSTITUTIONS - 10 B. Dilts, 14 N. Weese, 15 J. Turner, 20 R. Polti, 24 O. Armstrong, 30 J. Jensen, 35 L. Perrin, 40 R. Rich, 50 B. Maples, 55 G. Turk, 56 L. Evans, 58 R. Nairne, 63 J. Grant, 65 G. Hyde, 66 B. Manor, 67 S. Schindler, 70 P. Smith, 80 R. Upchurch, 85 R. Egloff, 86 J. Schultz. **DID NOT PLAY** - 12 C. Penrose. **INACTIVE** - 26 L. Riley, 73 H. Allison.

1977 DIVISIONAL PLAYOFF GAME

DENVER 34, PITTSBURGH 21

DENVER, Colo., Dec. 24—After ties at 7, 14, and 21, veteran Jim Turner kicked a 44-yard field goal to put Denver ahead to stay as the Broncos—in their first playoff game ever—beat the perennial AFC Central Champion Steelers. Leading 24-21, the Broncos capped their victory with two fourth-quarter interceptions by linebacker Tom Jackson, the last of which set up Craig Morton's 34-yard game-clinching touchdown pass to Jack Dolbin. Denver capitalized on a blocked punt and a fumble recovery for two scores in the first half, which ended 14-14. Morton and Steeler quarterback Terry Bradshaw traded touchdown passes in the second half before Turner's kick, Jackson's interceptions, and Morton's arm kept Pittsburgh from the AFC title game for the first time in four years. The Denver victory set up a third game between the AFC Western Champion Broncos and the AFC Wild Card Raiders, who split two regular season games.

Pittsburgh	0	14	0	7	—	21
Denver	7	7	7	13	—	34

	Team Statistics	Pit	Den
Den—Lytle 7 run (Turner kick)	First downs	18	15
Pit—Bradshaw 1 run (Gerela kick)	Total net yards	304	258
Den—Armstrong 10 run (Turner kick)	Net yards rushing	127	103
Pit—Harris 1 run (Gerela kick)	Net yard passing	177	155
Den—Odoms 30 pass from Morton	Total plays	76	61
(Turner kick)	Passes	19-37-3	11-23-0
Pit—Brown 1 pass from Bradshaw	Return yards	135	161
(Gerela kick)	Penalty yardage	67	20
Den—FG Turner 44			
Den—FG Turner 25			
Den—Dolbin 34 pass from Morton (Turner kick)			
Attendance—75,011			

INDIVIDUAL STATISTICS

Pittsburgh

RUSHING—Harris 28-92, Bleier 7-14, Bradshaw 4-21. **PASSING**—Bradshaw 19-37-3, 177 yards. **RECEIVING**—Harris 4-20, Cunningham 3-42, Swann 1-6, Stallworth 4-80, Bleier 2-10, Brown 1-1, Maxson 3-11, Grossman 1-7.

Denver

RUSHING—Lytle 12-26, Keyworth 5-20, Jensen 4-13, Armstrong 11-44, Morton 5-0. **PASSING**—Morton 11-23-0, 164 yards. **RECEIVING**—Jensen 2-33, Odoms 5-43, Moses 2-45, Armstrong 1-9, Dolbin 1-34.

STARTERS

WR 82 Jack Dolbin	LE 79 Barney Chavous
LT 74 Andy Maurer	NT 68 Rubin Carter
LG 62 Tom Glassic	RE 77 Lyle Alzado
C 52 Mike Montler	LILB 51 Bob Swenson
RG 60 Paul Howard	LILB 59 Joe Rizzo
RT 71 Claudie Minor	RILB 53 Randy Gradishar
TE 88 Riley Odoms	ROLB 57 Tom Jackson
WR 25 Haven Moses	LCB 20 Louis Wright
QB 7 Craig Morton	RCB 43 Steve Foley
RB 41 Rob Lytle	SS 36 Bill Thompson
RB 82 Jon Keyworth	FS 29 Bernard Jackson

SUBSTITUTIONS - 10 B. Dilts, 14 N. Weese, 15 J. Turner, 21 R. Polti, 24 O. Armstrong, 30 J. Jensen, 40 R. Rich, 50 B. Maples, 55 G. Turk, 56 L. Evans, 58 R. Nairne, 63 J. Grant, 65 G. Hyde, 66 B. Manor, 67 S. Schindler, 70 P. Smith, 80 R. Upchurch, 85 R. Egloff, 86 J. Schultz. **DID NOT PLAY** - 12 C. Penrose, 35 L. Perrin. **INACTIVE** - 26 L. Riley, 73 H. Allison.

BRONCO COACHING HISTORY

BRONCO COACHING RECORDS

Season	Coach	Record
1960	Frank Filchcock	4-9-1
1961	Frank Filchcock	3-11-0
	Filchcock's totals	7-20-1 .268
1962	Jack Faulkner	7-7-0
1963	Jack Faulkner	2-11-1
1964	Jack Faulkner	0-4-0
	Faulkner's totals	9-22-1 .297
1964	Mac Speedie	2-7-1
1965	Mac Speedie	4-10-0
1966	Mac Speedie	0-2-0
	Speedie's totals	6-19-1 .250
1966	Ray Malavasi	4-8-0
	Malavasi's totals	4-8-0 .333
1967	Lou Saban	3-11-0
1968	Lou Saban	5-9-0
1969	Lou Saban	5-8-1
1970	Lou Saban	5-8-1
1971	Lou Saban	2-6-1
	Saban's totals	20-42-3 .331
1971	Jerry Smith	2-3-0
	Smith's totals	2-3-0 .400
1972	John Ralston	5-9-0
1973	John Ralston	7-5-2
1974	John Ralston	7-6-1
1975	John Ralston	6-8-0
1976	John Ralston	9-5-0
	Ralston's totals	34-33-3 .507
1977	Red Miller	12-2-0
	Playoffs	2-1-0
1978	Red Miller	10-6-0
	Playoffs	0-1-0
1979	Red Miller	10-6-0
	Playoffs	0-1-0
1980	Red Miller	8-8-0
	Miller's totals	40-22-0 .645
		42-25-0 .627
1981	Dan Reeves	1 0-6-0
1982	Dan Reeves	2-7-0
1983	Dan Reeves	9-7-0
	Playoffs	0-1
1984	Dan Reeves	13-3-0
	Playoffs	0-1
1985	Dan Reeves	11-5-0
1986	Dan Reeves	11-5-0
	Playoffs	2-1-0

BRONCO COACHING RECORDS Continued

Season	Coach	Record
1987	Dan Reeves	10-4-1
	Playoffs	2-1-0
1988	Dan Reeves	8-8-0
1989	Dan Reeves	11-5-0
	Playoffs	2-1-0
1990	Dan Reeves	5-11-0
1991	Dan Reeves	12-4-0
	Playoffs	1-1-0
1992	Dan Reeves	8-8-0
	Reeves' totals	110-73-1 .600 117-79-1 .596

ASSISTANT COACH ROSTER

Marvin Bass 1982-1992; Raymond Berry 1992; Marv Braden 1977-1980; Ken Carpenter 1961; Rubin Carter 1987-1988; Jim Cason 1960; Barney Chavous 1989-1992; Max Coley 1972-1976; Joe Collier 1969-1988; Dick Coury 1972-1973; Kay Dalton 1974-1976, 1986; Joe DeCamillis 1991-1992; George Dickson 1964-1965; Dale Dodrill 1960-1963, 1966; Whitey Dovell 1967-1971, 1979-1980; Rod Dowhower 1980-1982; Hunter Enis 1967-1971; Mo Forte 1988-1992; Jerry Frei 1972-1975, 1981-1982; Chan Gailey 1985-1990; Bob Gambold 1972-1977; Alex Gibbs 1984-1987; Mike Giddings 1976; Gary Glick 1962; I.J. Gorman, 1983-1984; Ken Gray 1977-1978; Bob Griffin 1966; John Hadi, 1983; George Henshaw 1988-1992; Ed Hughes 1963; Charley Johnson 1976; Reed Johnson 1981; Stan Jones 1967-1971, 1976-1988; Larry Kennan 1988; Charlie Lee 1981; Earl Leggett 1989-1990; Dick MacPherson 1967-1970; Ray Malavasi 1964-1966; Pete Mangurian 1988-1992; Jim Martin 1962; Marv Matusak 1966; Richie McCabe 1978-1982; Bus Mertes 1965-1966; Al Miller 1985-1992; Bob Miller 1963-1965; Myrel Moore 1972-1977, 1982-1988; Nick Nicolau 1981-1987; Mike Nolan 1987-1992; Babe Parilli 1977-1979; Wade Phillips 1989-1992; Fran Poltfoot 1977-1984; Dan Radakovich 1983; Harold Richardson 1989-1992; Paul Roach 1977-1980; Sam Rutigliano 1967-1970; Mike Shanahan 1984-1987, 1989-1991; Jerry Smith 1971; Mac Speedie 1962-1964; Ernie Stautner 1991-1992; Doc Ulrich 1972-1976, 1984-1985; Doak Walker, 1966; Charlie Waters 1988-1992; Charlie West, 1983-1988; Bob Zeman 1978-1982.

ATTENDANCE MARKS

BRONCOS LARGEST CROWDS At Home—Mile High Stadium

76,105	vs. New England (Playoffs)	Jan. 4, 1987
76,089	vs. Seattle	Oct. 26, 1986
76,082	vs. Dallas	Oct. 5, 1986
76,005	vs. Cleveland (Playoffs)	Jan. 14, 1990
75,999	vs. Seattle	Sept. 13, 1987
75,993	vs. Cleveland (Playoffs)	Jan. 17, 1988
75,868	vs. Pittsburgh (Playoffs)	Jan. 7, 1990
75,806	vs. Cleveland	Nov. 13, 1988
75,968	vs. Houston (Playoffs)	Jan. 10, 1988
75,964	vs. Los Angeles Raiders	Sept. 26, 1988
75,905	vs. Washington	Dec. 13, 1986
75,986	vs. Seattle	Sept. 4, 1988
75,896	vs. Los Angeles Raiders	Nov. 19, 1991
75,866	vs. Kansas City	Oct. 20, 1991
75,804	vs. New England	Sept. 28, 1986
75,795	vs. New England	Dec. 6, 1987

On the Road

101,063	at Pasadena (Super Bowl XXI)	Jan. 25, 1987
91,020	at Los Angeles Raiders	Oct. 28, 1984
90,153	at Los Angeles Raiders	Nov. 2, 1986
87,560	at Los Angeles Raiders	Dec. 3, 1989
81,065	at Cleveland	Oct. 5, 1980
80,272	at Buffalo (Playoffs)	Jan. 12, 1992
79,915	at Cleveland (Playoffs)	Jan. 11, 1987
79,864	at Buffalo	Oct. 5, 1975
78,637	at Cleveland	Oct. 1, 1989
78,176	at Buffalo	Sept. 18, 1989
78,064	at Cleveland	Sept. 27, 1992
77,757	at Buffalo	Oct. 25, 1981
76,400	at New Orleans (Super Bowl XII)	Jan. 15, 1978
76,245	at Kansas City	Nov. 12, 1989
76,240	at Kansas City	Dec. 27, 1992
75,674	at Cleveland	Oct. 24, 1971

REGULAR SEASON ATTENDANCE BY SEASON

Year	Home	Road	Total
1960	91,333	115,994	207,327
1961	74,508	122,315	196,823
1962	178,485	146,442	324,927
1963	132,218	165,995	298,213
1964	118,259	166,744	285,003
1965	219,786	215,992	435,778
1966	192,198	203,799	395,997
1967	231,801	247,696	479,497
1968	281,374	278,008	559,382
1969	326,851	276,755	603,606
1970	355,739	330,184	685,923
1971	358,400	377,642	736,042
1972	361,414	412,073	773,487
1973	356,327	351,334	707,661
1974	347,322	354,367	701,689
1975	342,375	347,944	690,319
1976	436,468	349,126	785,594
1977	524,595	370,917	895,512
1978	598,085	470,756	1,068,841
1979	597,521	427,040	1,024,561
1980	593,084	473,680	1,066,764
1981	*598,224	475,360	1,073,584
1982	369,555	183,046	552,601
1983	592,493	385,022	977,515
1984	585,233	450,442	1,035,675
1985	589,500	452,847	1,042,347
1986	589,037	526,550	1,115,587
1987	498,715	370,586	869,301
1988	597,680	487,571	1,085,251

ATTENDANCE BY SEASON (Continued)

Year	Home	Road	Total
1989	588,144	*542,541	*1,130,685
1990	560,703	509,425	1,070,128
1991	584,214	466,818	1,051,032
1992	597,704	503,447	1,101,151
Totals	13,469,345	11,558,458	25,027,803

*Bronco records

SEASON TICKET SALES

1960—2,675	*1977—73,089
1961—5,775	*1978—73,092
1962—5,042	*1979—73,313
1963—7,624	*1980—73,298
1964—8,002	*1981—73,380
1965—22,905	*1982—73,380
1966—18,898	*1983—73,377
1967—24,650	*1984—73,347
1968—27,348	*1985—73,309
1969—31,936	*1986—73,348
1970—43,580	*1987—74,147
*1971—47,500	*1988—74,147
*1972—48,000	*1989—73,952
*1973—48,000	*1990—73,966
*1974—49,000	*1991—73,682
*1975—49,000	*1992—73,592
*1976—62,215	*1993—73,182

*Season tickets sold out. Since and including the 1970 season, every Bronco game at Mile High Stadium has been a sell-out, with the exception of two replacement games played during the 1987 strike (both games were sold out before the strike). The Broncos have sold out 179 consecutive non-strike regular season games, and with post-season games, the total reaches 188.

BRONCOS STATISTICAL HISTORY

OFFENSE YEAR-BY-YEAR

	Total Plays	First Downs	Rush Yards	Pass Yards	Total Yards	Total Points
1960	958	248	1195	3247	4442	309
1961	934	219	1091	2720	3811	251
1962	885	270	1298	3404	4702	353
1963	832	230	1508	2487	3995	301
1964	905	211	1311	2021	3332	240
1965	959	255	1829	2640	4469	303
1966	816	171	1173	1995	3168	196
1967	852	172	1265	1682	2947	256
1968	897	217	1614	2357	3971	255
1969	841	243	1637	2524	4161	297
1970	883	217	1802	2025	3827	253
1971	891	217	2093	2065	4158	203
1972	831	237	1838	2634	4472	325
1973	893	253	1954	2519	4473	354
1974	861	258	2157	2328	4485	302
1975	964	268	1993	2541	4534	254
1976	901	239	1932	2204	4136	315
1977	887	223	2043	1863	3906	274
1978	1039	294	2451	2378	4829	282
1979	1044	306	2040	3102	5142	289
1980	992	286	1865	2777	4642	310
1981	1062	306	1895	3531	5426	321
1982	592	170	1018	1819	2837	148
1983	1025	292	1784	3027	4811	302
1984	1018	298	2076	2859	4935	353
1985	1152	339	1851	3645	5496	380
1986	1042	319	1678	3538	5216	378
1987	1070	331	1970	3654	5624	379
1988	1077	338	1815	3691	5506	327
1989	1071	308	2092	3001	5093	362
1990	1035	323	1872	3341	5213	331
1991	1012	284	2018	2994	5012	304
1992	928	234	1500	2930	4430	262

DEFENSE YEAR-BY-YEAR

	Total Plays	First Downs	Rush Yards	Pass Yards	Total Yards	Total Points
1960	927	254	2145	2987	5132	393
1961	899	233	1633	2785	4418	432
1962	862	234	1868	2670	4538	332
1963	828	254	1687	3394	5081	473
1964	902	270	2064	2906	4970	438
1965	850	244	1337	2960	4297	392
1966	871	251	2029	2515	4544	381
1967	921	276	2076	3125	5201	409
1968	916	251	1861	3163	5024	404
1969	91	278	1709	2932	4641	344
1970	838	199	1351	2354	3705	264
1971	825	206	1834	1985	3819	275
1972	876	251	1668	2183	3851	350
1973	872	239	1795	2440	4235	296
1974	945	265	1808	2583	4391	294
1975	901	247	1974	2032	4006	307
1976	903	222	1709	2026	3735	206
1977	941	217	1530	2244	3774	148
1978	1016	251	1979	2469	4448	198
1979	1033	273	1693	3159	4852	262
1980	1043	303	2117	3125	5242	323
1981	999	268	1992	2868	4860	289
1982	616	176	935	2234	3169	226
1983	1099	321	1938	3673	5611	327
1984	1123	308	1664	4023	5687	241
1985	1069	290	1973	3206	5179	329
1986	1026	291	1651	3296	4947	327
1987	941	277	2017	2796	4813	288
1988	1055	316	2538	2933	5471	352
1989	977	246	1580	2827	4407	226
1990	969	306	1963	3382	5345	374
1991	939	242	1794	2755	4549	235
1992	1001	283	1963	3120	5083	329

YEARLY LEADERS Rushing

	Yards	Attempts	Average	TDs
1960	Rolle—501	Rolle—130	Mingo—3.9	Mingo—4
1961	Stone—505	Stone—127	Stone—4.0	Bukaty—5
1962	Stone—360	Stone—94	Mingo—3.8	Mingo—4
1963	Joe—649	Joe—154	Joe—4.2	Joe—4
1964	Mitchell—590	Mitchell—177	Joe—3.7	Mitchell—5
1965	Gilchrist—954	Gilchrist—252	Hayes—4.1	Gilchrist—6
1966	Hayes—411	Hayes—129	Hayes—3.9	Hayes—2
1967	Little—381	Little—130	Mitchell—3.8	Chobanian—2
1968	Little—584	Little—158	Little—3.7	Hickey—4
1969	Little—729	Little—146	Little—5.0	Hayes—4
1970	Little—901	Little—209	Anderson—4.4	Lynch—4
1971	Little—1133	Little—284	Dawkins—4.4	Little—6
1972	Little—859	Little—216	Anderson—4.4	Crenshaw—5
1973	Little—979	Little—256	Dawkins—4.4	Little—9
1974	Armstrong—1407	Armstrong—263	Armstrong—5.3	Little—12
1975	Keyworth—725	Keyworth—182	Keyworth—4.0	Keyworth—10
1976	Armstrong—1008	Armstrong—247	Armstrong—4.1	Keyworth—3
1977	Armstrong—489	Armstrong—130	Perrin—4.1	Lynch—3
1978	Perrin—455	Armstrong—112	Canada—4.6	Armstrong—5
1979	Armstrong—453	Keyworth—112	Armstrong—108	Armstrong—4
1980	Jensen—476	Preston—111	Jensen—4.7	Perrin—4
1981	Parros—749	Preston—183	Parros—4.3	Lytle—4
1982	Willhite—347	Parros—77	Willhite—5.0	Armstrong—4
1983	Winder—757	Winder—196	Willhite—4.4	Willhite—2
1984	Winder—1153	Winder—296	Willhite—4.8	Poole—4
1985	Winder—714	Winder—199	Elway—5.1	Winder—4
1986	Winder—789	Winder—240	Sewell—5.3	Winder—8
1987	Winder—741	Winder—196	Willhite—5.4	Winder—9
1988	Dorsett—703	Dorsett—181	Elway—4.3	Winder—6
1989	Humphrey—1151	Humphrey—294	Elway—5.1	Dorsett—5
1990	Humphrey—1202	Humphrey—288	Elway—5.2	Humphrey—7
1991	Green—1037	Green—261	Elway—4.8	Humphrey—7
1992	Green—648	Green—161	Green—4.0	Elway—6

Passing

	Yards	Attempts	Completions
1960	Tripucka—3038	Tripucka—478	Tripucka—248
1961	Tripucka—1690	Tripucka—344	Tripucka—167
1962	Tripucka—2917	Tripucka—440	Tripucka—240
1963	Slaughter—1689	Slaughter—223	Slaughter—112
1964	Lee—1611	Lee—265	Lee—133
1965	McCormick—1292	McCormick—253	McCormick—103

YEARLY LEADERS (Continued)

	Yards	Attempts	Completions
1966	Choboian—1110	McCormick—193	Choboian—82
1967	Tensi—1915	Tensi—325	Tensi—131
1968	Briscoe—1589	Briscoe—224	Briscoe—93
1969	Tensi—1990	Tensi—286	Tensi—131
1970	Liske—1340	Liske—238	Liske—112
1971	Ramsey—1120	Ramsey—178	Horn—89
1972	Johnson—1783	Johnson—238	Johnson—132
1973	Johnson—2465	Johnson—346	Johnson—184
1974	Johnson—1969	Johnson—244	Johnson—136
1975	Ramsey—1562	Ramsey—233	Ramsey—128
1976	Ramsey—1931	Ramsey—270	Ramsey—128
1977	Morton—1929	Morton—254	Morton—131
1978	Morton—1802	Morton—267	Morton—146
1979	Morton—2626	Morton—370	Morton—204
1980	Morton—2150	Morton—301	Morton—183
1981	Morton—3195	Morton—376	Morton—225
1982	DeBerg—1405	DeBerg—223	DeBerg—131
1983	Elway—1663	Elway—259	Elway—123
1984	Elway—2598	Elway—380	Elway—214
1985	Elway—3891	Elway—605	Elway—327
1986	Elway—3485	Elway—504	Elway—280
1987	Elway—3198	Elway—410	Elway—224
1988	Elway—3309	Elway—496	Elway—274
1989	Elway—3051	Elway—416	Elway—223
1990	Elway—3526	Elway—502	Elway—294
1991	Elway—3253	Elway—451	Elway—242
1992	Elway—2242	Elway—316	Elway—174

	Pct.	TD	Int.
1960	Tripucka—519	Tripucka—24	Tripucka—34
1961	Tripucka—486	Tripucka—10	Herring—22
1962	Tripucka—545	Tripucka—17	Tripucka—25
1963	Slaughter—502	Slaughter—12	Slaughter—14
1964	Slaughter—513	Lee—11	Lee—20
1965	Slaughter—510	McCormick—7	McCormick—14
1966	Choboian—503	McCormick—6	McCormick—15
1967	Tensi—403	Tensi—16	Tensi—17
1968	Briscoe—415	Briscoe—14	Briscoe—13
1969	Tensi—458	Tensi—14	Tensi—12
1970	Liske—471	Liske—7	Liske—11
1971	Horn—514	Ramsey—5	Horn—14
1972	Johnson—555	Johnson—14	Johnson—14
1973	Johnson—532	Johnson—20	Johnson—17
1974	Johnson—557	Johnson—13	Johnson—9
1975	Ramsey—549	Ramsey—9	Ramsey—14
1976	Ramsey—474	Ramsey—11	Ramsey—13
1977	Morton—516	Morton—14	Morton—8
1978	Weese—632	Morton—11	Morton—8
1979	Morton—551	Morton—16	Morton—19
1980	Morton—608	Morton—12	Morton—13
1981	Morton—598	Morton—21	Morton—14
1982	DeBerg—587	DeBerg—7	DeBerg—11
1983	DeBerg—553	DeBerg—9	Elway—14
1984	Kubiak—587	Elway—18	Elway—15
1985	Elway—540	Elway—22	Elway—23
1986	Kubiak—605	Elway—19	Elway—13
1987	Karcher—549	Elway—19	Elway—12
1988	Kubiak—623	Elway—17	Elway—19
1989	Kubiak—582	Elway—18	Elway—18
1990	Elway—586	Elway—15	Elway—14
1991	Elway—537	Elway—13	Elway—12
1992	Elway—551	Elway—10	Elway—17

Receiving

	No.	Yards	Average	TD
1960	Taylor—92	Taylor—1235	Carmichael—19.3	Taylor—12
1961	Taylor—100	Taylor—1176	Frazier—17.0	Frazier—6
1962	Taylor—77	Taylor—908	Scarpitto—19.0	Scarpitto—6
1963	Taylor—78	Taylor—1101	Groman—16.2	Taylor—10
1964	Taylor—76	Taylor—873	Dixon—15.4	Taylor—7
1965	Taylor—85	Taylor—1131	Scarpitto—18.3	Taylor—6
1966	Haynes—46	Denson—725	Denson—20.1	Scarpitto—4
1967	Denson—46	Denson—899	Denson—19.5	Denson—11
1968	Crabtree—46	Crabtree—601	Denson—17.2	Crabtree—5
	Crabtree—35			Denson—5
1969	Denson—53	Denson—809	Embre—16.2	Denson—10
1970	Denson—47	Denson—646	Whalen—14.0	Whalen—3
1971	Anderson—37	Simmons—403	Simmons—14.0	Harrison—2
1972	Sherman—38	Sherman—661	Sherman—17.4	Moses—5
1973	Odoms—43	Odoms—629	Moses—18.5	Moses—8
1974	Odoms—42	Odoms—639	Moses—16.4	Odoms—6
1975	Keyworth—42	Odoms—544	Moses—17.4	Dolbin—3
				Odoms—3
1976	Armstrong—39	Moses—498	Moses—19.9	Moses—7
1977	Odoms—37	Moses—539	Moses—20.0	Moses—4
1978	Odoms—54	Odoms—829	Moses—20.1	Odoms—6
1979	Upchurch—64	Moses—943	Moses—17.5	Upchurch—7
1980	Jensen—49	Moses—674	Moses—17.7	Odoms—6
1981	Watson—60	Watson—1244	Watson—20.7	Watson—13
1982	Parros—37	Watson—555	Upchurch—15.7	Upchurch—3
1983	Watson—59	Watson—1133	Watson—19.2	Watson—5
1984	Watson—69	Watson—1170	Watson—17.0	Watson—7

YEARLY LEADERS (Continued)

	No.	Yards	Average	TD
1985	Watson—61	Watson—915	B. Johnson—20.0	Watson—5
1986	Willhite—64	Jackson—738	Jackson—19.4	Winder—5
1987	V. Johnson—42	V. Johnson—684	Nattiel—20.3	V. Johnson—7
1988	V. Johnson—68	V. Johnson—896	Jackson—18.5	Jackson—6
1989	V. Johnson—76	V. Johnson—1095	Young—18.3	V. Johnson—7
1990	Jackson—57	Jackson—926	Nattiel—16.5	Jackson—4
				Young—4
1991	Young—44	Young—629	Jackson—18.3	V. Johnson—3
1992	Sharpe—53	Jackson—745	Marshall—19.0	Jackson—8

Interceptions

	No.	Ret. Yards
1960	Gonsoulin—11	Gonsoulin—98
1961	Nugent—7	McNamara—85
1962	Gonsoulin—7	Zeman—133
1963	Gonsoulin—6	Gonsoulin—64
1964	Brown—9	Brown—140
1965	Gonsoulin—6	Wilson—118
1966	Brown—3	Brown—37
	Sellers—3	
1967	Sellers—7	Wilson—153
1968	Jaquess—5	Jaquess—64
1969	Thompson—3	Thompson—92
1970	Martha—6	Martha—99
1971	Thompson—5	Thompson—83
1972	Mitchell—3	Preece—30
1973	Jones—5	Thompson—96
1974	Thompson—5	Thompson—105
	Gradishar—3	
1975	Jackson—7	Thompson—97
1976	Thompson—5	Jackson—136
1977	B. Jackson—6	Wright—128
1978	Foley—6	B. Jackson—128
	Foley—6	
1979	Foley—6	Thompson—57
1980	Foley—4	Foley—115
1981	Foley—5	Foley—81
1982	Kyle—3	Smith—29
1983	Wright—6	Harden—127
1984	Foley—6	Mecklenburg—105
	Harden—6	
1985	Harden—5	Harden—100
	L. Wright—5	
1986	Harden—6	Harden—179
1987	Harden—4	Clark—105
1988	Harden—4	Robbins—66
1989	Braxton—6	Braxton—103
1990	Atwater—2	Henderson—71
	Henderson—2	
	Montgomery—2	
1991	Atwater—5	Atwater—104
	Smith—5	
1992	Henderson—4	Henderson—79
	Smith—4	

Punt Returns

	No.	Yards	Average
1960	Carmichael—15	Carmichael—101	Carmichael—6.7
1961	Frazier—18	Frazier—231	Frazier—12.8
1962	Mingo—7	Zeman—59	Zeman—11.8
1963	Mitchell—12	Mitchell—141	Mingo—12.1
1964	Barry—16	Barry—149	Mitchell—12.0
1965	Barry—21	Barry—210	Barry—10.0
1966	Haynes—10	Haynes—119	Haynes—11.9
1967	Little—16	Little—270	Little—16.9
1968	Little—24	Little—261	Little—10.9
1969	Thompson—25	Thompson—288	Thompson—11.5
1970	Thompson—23	Thompson—233	Thompson—10.1
1971	Thompson—29	Thompson—274	Thompson—9.4
1972	Sherman—10	Sherman—89	Sherman—8.9
1973	Thompson—30	Thompson—366	Thompson—13.2
1974	Thompson—26	Thompson—350	Thompson—13.5
1975	Upchurch—27	Upchurch—312	Thompson—12.2
1976	Upchurch—39	Upchurch—536	Upchurch—13.7
1977	Upchurch—51	Upchurch—653	Upchurch—12.8
1978	Upchurch—36	Upchurch—493	Upchurch—13.7
1979	Upchurch—30	Upchurch—304	Upchurch—10.1
1980	Upchurch—37	Upchurch—353	Upchurch—9.5
1981	Manning—41	Manning—378	Manning—9.2
1982	Upchurch—15	Upchurch—242	Upchurch—16.1
1983	Thomas—33	Thomas—368	Thomas—11.2
1984	Willhite—20	Willhite—200	Willhite—10.0
	Thomas—20		
1985	V. Johnson—30	V. Johnson—260	Willhite—10.4
1986	Willhite—42	Willhite—468	Willhite—11.1
1987	Clark—18	Clark—233	Swanson—14.7
1988	Nattiel—22	Nattiel—218	Nattiel—9.9
1989	Bell—21	Bell—143	V. Johnson—9.8
1990	Clark—21	Clark—159	V. Johnson—8.4
1991	V. Johnson—24	V. Johnson—174	V. Johnson—7.3
1992	Marshall—33	Marshall—349	Marshall—10.6

Kickoff Returns

No.	Yards	Average
1960 Carmichael—22	Carmichael—581	Carmichael—26.4
1961 Frazier—18	Frazier—504	Frazier—28.0
1962 Frazier—19	Frazier—388	Frazier—20.4
1963 Mitchell—37	Mitchell—954	Mitchell—25.7
1964 Barry—47	Barry—1245	Barry—26.5
1965 Haynes—34	Haynes—901	Haynes—26.5
1966 Sellers—19	Sellers—540	Sellers—28.4
1967 Little—35	Little—942	Little—26.9
1968 Little—26	Little—649	Little—25.0
1969 Williams—23	Williams—574	Thompson—28.5
1970 Anderson—21	Anderson—520	Anderson—24.8
1971 Anderson—8	Little—199	Little—28.3
1972 Montgomery—29	Montgomery—756	Montgomery—26.1
1973 Armstrong—20	Armstrong—472	Armstrong—23.6
1974 Armstrong—16	Armstrong—386	Armstrong—24.1
1975 Upchurch—40	Upchurch—1084	Upchurch—27.1
1976 Upchurch—22	Upchurch—514	Perrin—27.9
1977 Upchurch—20	Upchurch—456	Upchurch—22.8
1978 Perrin—12	Perrin—256	Upchurch—27.8
1979 Pane—18	Pane—354	Pane—19.7
1980 Brunson—40	Brunson—923	Brunson—23.1
1981 Manning—26	Manning—514	Manning—19.8
1982 Willhite—17	Manning—346	Manning—23.1
1983 Thomas—24	Thomas—573	Thomas—20.5
1984 Lang—19	Lang—404	Lang—21.3
1985 V. Johnson—30	V. Johnson—740	V. Johnson—24.7
1986 Bell—23	Bell—531	Bell—23.1
1987 Bell—15	Bell—323	Swanson—26.0
1988 Bell—36	Bell—762	Bell—21.2
1989 Bell—30	Bell—602	Bell—20.1
1990 Clark—20	Clark—505	Clark—25.3
1991 Montgomery—26	Montgomery—488	Montgomery—18.8
1992 Montgomery—21	Montgomery—466	Montgomery—22.2

Scoring

TD	FG	Points
1960 Taylor—12	Mingo 18-28, .643	Mingo—123
1961 Frazier—8	Hill 5-15, .333	Frazier—50
Stone—8		
1962 Scarpitto—6	Mingo 27-39, .692	Mingo—137
1963 Taylor—10	Mingo 16-30, .533	Mingo—83
1964 Taylor—7	Mingo 8-12, .667	Taylor—42
1965 Hayes—7	Kroner 13-29, .448	Kroner—71
Gilchrist—7		
1966 Scarpitto—5	Kroner 14-25, .560	Kroner—62
1967 Denson—11	Humphreys 7-15, .467	Denson—66
1968 Crabtree—5	Howfield 9-18, .500	Howfield—57
Little—5		
Denson—5		
1969 Denson—10	Howfield 13-29, .448	Howfield—75
1970 Crenshaw—6	Howfield 18-32, .563	Howfield—81
1971 Little—6	Turner 25-38, .658	Turner—93
1972 Little—13	Turner 20-29, .690	Turner—97
1973 Little—13	Turner 22-33, .667	Turner—106
1974 Armstrong—12	Turner 11-21, .524	Armstrong—72
1975 *5 players—4	Turner 21-29, .724	Turner—86
1976 Moses—7	Turner 15-21, .714	Turner—81
1977 **5 players—4	Turner 13-19, .684	Turner—76
1978 Odoms—6	Turner 11-22, .500	Turner—64
1979 Upchurch—7	Turner 13-21, .619	Turner—71
1980 Odoms—6	Steinfert 26-34, .765	Steinfert—110
1981 Watson—13	Steinfert 17-30, .567	Steinfert—87
1982 Upchurch—5	Karlis 11-13, .846	Karlis—48
1983 Watson—5	Karlis 21-25, .840	Karlis—96
1984 Watson—7	Karlis 21-28, .750	Karlis—101
1985 Winder—8	Karlis 23-38, .605	Karlis—110
1986 Winder—14	Karlis 20-28, .715	Karlis—104
1987 V. Johnson—7	Karlis 18-25, .720	Karlis—91
Winder—7		
1988 Jackson—6	Karlis 23-36, .639	Karlis—105
Sewell—6		
1989 Humphrey—8	Treadwell—27-33, .818	Treadwell—120
1990 Humphrey—7	Treadwell—25-34, .735	Treadwell—109
1991 Elway—6	Treadwell—27-36, .750	Treadwell—112
1992 Jackson—8	Treadwell—20	Treadwell—88

*Keyworth, Dolbin, Little, Lynch, Odoms.

**Armstrong, Moses, Morton, Perrin, Upchurch.

Quarterback Sacks

1968 R. Jackson—10
1969 Costa—12
1970 Costa—11
P. Smith—11
1971 P. Smith—12
1972 Alzado—12
1973 P. Smith—11
1974 Alzado—13
1975 Alzado—7
1976 Chavous—8.5
1977 Alzado—10
1978 Alzado—9
1979 Chavous—4
Manor—4

Total Tackles

1968 R. Jackson—91
1969 R. Jackson—69*
1970 R. Jackson—84*
1971 Forsberg—98
1972 Alzado—91
Graham—91
1973 P. Smith—106
1974 T. Jackson—116
1975 Gradishar—177
1976 Gradishar—198
1977 Gradishar—219
1978 Gradishar—286
1979 Gradishar—235
1980 Gradishar—250

Quarterback Sacks

1980 R. Jones—11.5
1981 R. Jones—9.5
1982 Chavous—5
1983 T. Jackson—5.5
1984 R. Jones—11
1985 Mecklenburg—13
1986 R. Jones—13.5
1987 R. Jones—7
1988 Fletcher—9
1989 Fletcher—12
1990 Fletcher—11
1991 Fletcher—13.5
1992 Fletcher—16

Total Tackles

1981 Gradishar—258
1982 Gradishar—151
1983 Gradishar—224
1984 Busick—195
1985 Harden—82
1986 Hunley—164
1987 Ryan—125
1988 Kragen—140
1989 Mecklenburg—143
1990 Brooks—175
1991 Brooks—153
1992 Brooks—170

BRONCOS RECORDS

SERVICE

Years played	14 — Tom Jackson, 1973-86
	13 — Barney Chavous, 1973-85
	13 — Paul Howard, 1973-75, 1977-86
	13 — Bill Thompson, 1969-81
	12 — Billy Bryan, 1977-88
	12 — Rubin Carter, 1975-86
	12 — Riley Odoms, 1972-83
	12 — Louis Wright, 1975-86
Games played	191 — Tom Jackson, 1973-86
played (career)	187 — Paul Howard, 1973-75, 1977-86
	182 — Barney Chavous, 1973-85
	179 — Bill Thompson, 1969-81
	173 — Ken Lanier, 1981-92
	166 — Rubin Carter, 1975-86
	166 — Louis Wright, 1975-86
Games started	178 — Bill Thompson, 1969-81
(career)	177 — Barney Chavous, 1973-85
	177 — Tom Jackson, 1973-86
	165 — Ken Lanier, 1981-92
	163 — Louis Wright, 1975-86
	151 — Billy Bryan, 1977-88
	151 — Rubin Carter, 1975-86

TOTAL OFFENSE

Plays	Game	Season	Career
	56—Tripucka at Buffalo 9/15/62	656—Elway, 1985	4,833—Elway, 1983-92
	56—Slaughter at Houston 12/20/64	556—Elway, 1986	1,693—Morton, 1977-82
	55—Elway at NY Giants 11/23/86	552—Elway, 1990	1,650—Little, 1967-75
	55—Tripucka vs. Houston 11/6/60		1,496—Winder, 1982-90
	55—Liske at Buffalo 9/28/69		
Yards gained	447—Tripucka at Buffalo 9/15/62	4,144—Elway, 1985	32,498—Elway, 1983-92
	445—Johnson vs. Kansas City 11/24/74	3,784—Elway, 1990	12,137—Morton, 1977-82
	432—Elway at Seattle, 12/20/85	3,742—Elway, 1986	7,651—Tripucka, 1960-63
		3,543—Elway, 1988	7,255—Johnson, 1972-75
Avg. gain per play	(Min. of 10 plays) 15.70—Morton vs. San Diego 9/27/81	(Min. of 125 plays) 8.37—Morton, 1981	(Min. of 200 plays) 7.30—Johnson, 1972-75
	14.20—Morton vs. Detroit 10/1/81	7.93—Johnson, 1974	7.17—Morton, 1977-82
	13.58—Johnson vs. Kansas City 9/21/75	7.53—Breau, 1963	7.16—Briscoe, 1968

RUSHING Top Ten Season Marks

	Attempt	Yards	Average	TDs
Otis Armstrong—1974	263	1407	5.3	9
Bobby Humphrey—1990	288	1202	4.2	7
Sammy Winder—1984	296	1153	3.9	4
Bobby Humphrey—1989	294	1151	3.9	7
Floyd Little—1971	284	1133	4.0	6
Gaston Green—1991	261	1037	4.0	4
Otis Armstrong—1976	247	1008	4.1	5
Floyd Little—1973	256	979	3.8	12

RUSHING (Continued) Top Career Marks

	Attempt	Yards	Average	TDs
Cookie Gilchrist—1965	252	954	3.8	6
Floyd Little—1970	209	901	4.3	3
Floyd Little—1967-75	1641	6323	3.9	43
Sammy Winder—1982-90	1493	5428	3.6	39
Otis Armstrong—1973-80	1023	4453	4.3	25
Jon Keyworth—1973-80	699	2653	3.8	22
Bobby Humphrey—1989-91	593	2386	4.0	14
John Elway—1983-92	494	2282	4.6	22
Dave Preston—1978-83	479	1793	3.7	10
Gerald Willhite—1982-88	380	1688	4.4	17
Gaston Green—1991-92	422	1685	4.0	6
Rob Lytle—1977-83	376	1451	3.9	12

Game	Season	Career
Yards gained	183—Armstrong vs. Houston 12/8/74	1,407—Armstrong, 1974
177—Humphrey at Buffalo 9/30/90	1,153—Winder, 1984	6,323—Little, 1967-75
166—Little at Cincinnati 10/19/69	1,037—Green, 1991	5,428—Winder, 1982-90
Carries	34—Humphrey at Buffalo 9/30/90	1,641—Little, 1967-75
34—Winder at LA Raiders 10/28/84	296—Winder, 1984	1,493—Winder, 1982-90
32—Dorsett vs. LA Raiders 9/26/88	294—Humphrey, 1989	4,453—Armstrong, 1973-80
32—Gilchrist at Boston 9/24/65	288—Humphrey, 1990	2,653—Keyworth, 1974-80
	284—Little, 1971	

Avg. per carry	(Min. of 8 carries)	(Min. of 100 carries)	(Min. of 100 carries)
11.00—Rolle vs. Oakland 10/2/60	5.35—Armstrong, 1974	4.62—Elway, 1983-92	
10.38—Joe at Boston 10/18/63	4.99—Little, 1969	4.44—Willhite, 1982-88	
10.33—Dawkins at Kansas City 10/7/73	4.71—Jensen, 1980	4.39—Dawkins, 1971-73	
	4.62—Keyworth, 1974		
	4.62—Canada, 1978		

TDs	3—Green vs. San Diego 9/22/91	12—Little, 1973	43—Little, 1967-75
	3—Armstrong vs. Houston 12/8/74	10—Keyworth, 1974	37—Winder, 1982-89
	3—Keyworth vs. Kansas City 11/18/74	9—Winder, 1986	25—Armstrong, 1973-80
	3—Little vs. Cincinnati 9/16/73	9—Little, 1972	
		9—Armstrong, 1974	

Other Rushing Records

Longest scoring run—82, Mingo vs. Oakland, 10/5/62
80, Little at San Francisco, 10/25/70
72, Dawkins at Kansas City, 10/7/73

Longest non-scoring run—68, Bell vs. Los Angeles, 10/16/60
63, Krieg vs. San Diego, 12/10/72
62, Perrin vs. Baltimore, 11/27/77

100-YARD RUSHING GAMES

Player	Performance	Opponent
Don Stone	17-104, 1 TD	Oct. 6, 1963 vs. San Diego
Billy Joe	20-105, 0 TD	Nov. 17, 1963 vs. New York
Billy Joe	16-108, 1 TD	Nov. 15, 1964 vs. New York
Cookie Gilchrist	32-142, 0 TD	Sept. 24, 1965 at Boston
Cookie Gilchrist	16-119, 0 TD	Nov. 14, 1965 at Houston
Floyd Little	25-126, 1 TD	Oct. 27, 1968 vs. Miami
Floyd Little	30-147, 1 TD	Nov. 3, 1968 at Boston
Floyd Little	21-105, 1 TD	Sept. 14, 1969 vs. Boston
Floyd Little	15-104, 1 TD	Sept. 21, 1969 vs. New York Jets
Floyd Little	29-166, 1 TD	Oct. 19, 1969 at Cincinnati
Floyd Little	16-140, 1 TD	Oct. 25, 1970 at San Francisco
Bobby Anderson	25-106, 1 TD	Oct. 17, 1971 vs. San Diego
Floyd Little	25-113, 1 TD	Oct. 24, 1971 at Cleveland
Floyd Little	24-123, 1 TD	Oct. 31, 1971 at Philadelphia
Floyd Little	22-101, 0 TD	Nov. 14, 1971 vs. Cincinnati
Floyd Little	29-125, 0 TD	Dec. 5, 1971 vs. Chicago
Floyd Little	22-101, 0 TD	Sept. 17, 1972 vs. Houston
Floyd Little	18-100, 2 TD	Oct. 15, 1972 vs. Minnesota
Floyd Little	14-124, 1 TD	Nov. 5, 1972 at New York Giants

100-YARD RUSHING GAMES (Continued)

Player	Performance	Opponent
Floyd Little	19-123, 1 TD	Oct. 14, 1973 at Houston
Joe Dawkins	30-117, 0 TD	Oct. 28, 1973 at New York Jets
Floyd Little	22-109, 2 TD	Nov. 11, 1973 vs. San Diego
Otis Armstrong	19-131, 0 TD	Sept. 22, 1974 vs. Pittsburgh
Otis Armstrong	17-142, 1 TD	Oct. 27, 1974 at Cleveland
Otis Armstrong	19-110, 1 TD	Nov. 10, 1974 at Baltimore
Otis Armstrong	29-146, 0 TD	Nov. 24, 1974 at Oakland
Jon Keyworth	15-148, 1 TD	Nov. 24, 1974 at Oakland
Otis Armstrong	24-144, 1 TD	Nov. 28, 1974 at Detroit
Otis Armstrong	31-183, 3 TD	Dec. 8, 1974 vs. Houston
Otis Armstrong	18-142, 0 TD	Dec. 15, 1974 at San Diego
Jon Keyworth	20-132, 0 TD	Nov. 30, 1975 vs. San Diego
Otis Armstrong	16-101, 1 TD	Oct. 24, 1976 at Kansas City
Otis Armstrong	18-116, 0 TD	Nov. 7, 1976 vs. Tampa Bay
Otis Armstrong	26-116, 1 TD	Dec. 12, 1976 at Chicago
Norris Weese	12-120, 0 TD	Dec. 12, 1976 at Chicago
Otis Armstrong	21-120, 0 TD	Nov. 20, 1977 at Kansas City
Rob Lytle	16-110, 1 TD	Nov. 19, 1978 vs. Green Bay
Rob Lytle	18-102, 1 TD	Nov. 25, 1979 vs. Oakland
Otis Armstrong	22-107, 1 TD	Oct. 13, 1980 vs. Washington
Otis Armstrong	25-106, 1 TD	Oct. 26, 1980 at New York Giants
Sammy Winder	20-119, 0 TD	Sept. 25, 1983 vs. L.A. Raiders
Sammy Winder	29-165, 0 TD	Oct. 9, 1983 at Houston
Sammy Winder	31-139, 1 TD	Sept. 23, 1984 at Kansas City
Sammy Winder	34-126, 0 TD	Oct. 28, 1984 at L.A. Raiders
Sammy Winder	20-103, 2 TD	Sept. 29, 1985 vs. Miami
Sammy Winder	20-104, 2 TD	Sept. 21, 1986 at Philadelphia
Sammy Winder	19-102, 0 TD	Jan. 4, 1987 vs. New England*
Joe Dudek	23-128, 2 TD	Oct. 12, 1987 vs. L.A. Raiders
Tony Dorsett	23-113, 1 TD	Sept. 11, 1988 vs. San Diego
Tony Dorsett	32-119, 2 TD	Sept. 26, 1988 vs. L.A. Raiders
Sammy Winder	17-100, 0 TD	Oct. 9, 1988 at San Francisco
Bobby Humphrey	23-102, 1 TD	Oct. 8, 1989 vs. San Diego
Bobby Humphrey	25-105, 2 TD	Nov. 5, 1989 vs. Pittsburgh
Bobby Humphrey	31-110, 0 TD	Nov. 20, 1989 at Washington
Bobby Humphrey	31-125, 0 TD	Dec. 3, 1989 at L.A. Raiders
Bobby Humphrey	23-128, 0 TD	Dec. 16, 1989 at Phoenix
Bobby Humphrey	19-132, 2 TD	Sept. 17, 1990 vs. Kansas City
Bobby Humphrey	25-129, 0 TD	Sept. 23, 1990 vs. Seattle
Bobby Humphrey	34-177, 1 TD	Sept. 30, 1990 at Buffalo
Bobby Humphrey	20-106, 1 TD	Oct. 8, 1990 vs. Cleveland
Gaston Green	24-116, 0 TD	Sept. 1, 1991 vs. Cincinnati
Gaston Green	24-127, 3 TD	Sept. 22, 1991 vs. San Diego
Gaston Green	26-158, 0 TD	Sept. 29, 1991 at Minnesota
Greg Lewis	19-111, 1 TD	Nov. 3, 1991 vs. Pittsburgh
Gaston Green	18-103, 0 TD	Nov. 10, 1991 vs. L.A. Raiders
Gaston Green	24-133, 1 TD	Nov. 17, 1991 at Kansas City

(*Denotes post-season game.)

TOTALS—Floyd Little 15, Otis Armstrong 13, Bobby Humphrey 9, Sammy Winder 8 (includes one post-season game), Gaston Green 5, Tony Dorsett 2, Billy Joe 2, Cookie Gilchrist 2, Jon Keyworth 2, Rob Lytle 2, Donnie Stone 1, Bobby Anderson 1, Joe Dawkins 1, Norris Weese 1, Joe Dudek 1, Greg Lewis 1.

Most 100-yard games, season

7—Otis Armstrong, 1974
5—Gaston Green, 1991
5—Bobby Humphrey, 1989
4—Bobby Humphrey, 1990
4—Floyd Little, 1971

Most Consecutive 100-yard games

4—Bobby Humphrey, 1990
4—Otis Armstrong, 1974

PASSING Top Ten Season Marks

	Att.	Comp.	Pct.	Yds.	TD	Int.
Elway—1985	605	327	.540	3891	22	23
Elway—1990	502	294	.586	3526	15	14
Elway—1986	504	280	.556	3485	19	13
Elway—1988	496	274	.552	3309	17	19
Elway—1991	451	242	.537	3253	13	12
Elway—1987	410	224	.546	3198	19	12
Morton—1981	376	225	.598	3195	21	14
Elway—1989	416	223	.536	3051	18	18
Tripucka—1960	478	248	.519	3038	24	34
Tripucka—1962	440	240	.545	2902	17	25

PASSING RECORDS (Continued)

Top Ten Career Marks

	Att.	Comp.	Pct.	Yds.	TD	Int.
Elway—1983-92	4339	2375	.547	30216	158	157
Morton—1977-82	1594	907	.569	11895	74	62
Trippucka—1960-63	1277	662	.518	7676	51	85
Johnson—1972-75	970	517	.533	7238	52	52
Ramsey—1971-76	919	456	.496	6437	35	58
Tensi—1967-70	810	348	.430	5153	38	45
DeBerg—191-83	546	314	.575	3819	22	26
Slaughter—1963-66	584	291	.498	3607	22	37
McCormick—1963-68	537	207	.385	2791	17	33
Lee—1964-68	345	177	.513	2303	16	23

Career Touchdown Passes—Elway 158, Morton 74, Johnson 52, Trippucka 51, Tensi 38, Ramsey 35, DeBerg 26, Slaughter 22, McCormick 17, Lee 16, Liske 16, Briscoe 14, Kubiak 14, Breaux 7, Weese 7, Karcher 6, Herring 5, Maddox 5, Penrose 5, Shaw 4, Choboin 4, Horn 3, Robinson 2, LeClair 2, Mingo 2, Dorsett 1, Glacken 1, Hufnagel 1, Pastrana 1, Stone 1, Little 1, Anderson 1, Humphrey 1, Keyworth 1, Marshall 1, Norman 1, Sewell 1, Bratton 1.

Yards gained	Game	Season	Career
447—Trippucka at Buffalo 9/15/62	3,891—Elway, 1985	30,216—Elway, 1983-92	
445—Johnson vs. Kansas City 11/18/74	3,526—Elway, 1990	11,895—Morton, 1977-82	
432—Elway at Seattle, 12/20/85	3,485—Elway, 1986	7,676—Trippucka, 1960-63	
	3,309—Elway, 1988	7,238—Johnson, 1972-75	
Comple-tions			
34—Slaughter at Houston 12/20/64	327—Elway, 1985	2,375—Elway, 1983-92	
30—Elway vs. Seattle 9/23/90	294—Elway, 1990	907—Morton, 1977-82	
30—Elway at Green Bay 9/20/87	280—Elway, 1986	662—Trippucka, 1960-63	
30—Trippucka vs. Houston 11/6/60			
Attempts			
56—Trippucka at Buffalo 9/15/62	605—Elway, 1985	4,339—Elway, 1983-92	
53—Slaughter at Houston 12/20/64	504—Elway, 1986	1,594—Morton, 1977-82	
52—Trippucka vs. Houston 11/6/60	502—Elway, 1990	1,277—Trippucka, 1960-63	
52—Trippucka at Houston 11/20/60		970—Johnson, 1972-75	
Pct.	(Min. of 10 attempts)	(Min. of 50 attempts)	(Min. of 100 attempts)
.944—Morton vs. San Diego 9/27/81	.632—Weese, 1978	.581—Kubiak 1983-91	.581—Kubiak 1983-91
.916—Elway at L.A. Raiders, 11/2/86	.623—Kubiak 1988	.575—DeBerg, 1981-82	.575—DeBerg, 1981-82
.864—Morton vs. KC, 12/10/78	.608—Morton, 1980	.570—Weese, 1976-79	.570—Weese, 1976-79
TD			
5—Elway vs. Minnesota 11/18/84	24—Trippucka, 1960	158—Elway, 1983-92	
5—Trippucka vs. Buffalo 10/28/62	22—Elway, 1985	74—Morton, 1977-81	
4—Nine times	21—Morton, 1981	52—Johnson, 1972-75	
	20—Johnson, 1973	51—Trippucka, 1960-63	
Inter-ceptions			
6—Horn at Green Bay 9/26/71	34—Trippucka, 1960	157—Elway, 1983-92	
6—Herring at Houston 11/26/61	25—Trippucka, 1962	85—Trippucka, 1960-63	
5—8 times	23—Elway, 1985	62—Morton, 1977-82	
Inter-cept. avoid-ance			
.000—by many	.013—Kubiak 1984	.036—Elway, 1983-92	
	.026—Elway, 1986	.039—Morton, 1977-82	
	.027—Elway, 1991	.043—Breaux, 1963	
Avg. per comple-tion	(Min. of 12 attempts)	(Min. of 50 attempts)	(Min. of 100 attempts)
33.64—Lee at Oakland 12/5/65	17.93—Hufnagel, 1975	17.09—Briscoe, 1968	17.09—Briscoe, 1968
33.00—Elway at Cleveland 10/1/89	17.09—Briscoe, 1968	15.98—Shaw, 1962	15.98—Shaw, 1962
27.92—Briscoe vs. Buffalo 11/24/68	16.15—Ramsey, 1972	15.09—Tensi, 1967-70	15.09—Tensi, 1967-70

PASSING RECORDS (Continued)

Avg. per attempt	17.1—Morton vs. San Diego 9/27/81	8.65—Lee, 1965 8.50—Morton, 1981 8.31—Weese, 1978	7.52—Weese, 1976-79 7.46—Johnson, 1972-75 7.46—Morton, 1977-82
	16.45—Johnson vs. Kansas City 9/21/75		
	15.7—Morton vs. Detroit 10/11/81		
	13.41—Weese vs. Pittsburgh 12/16/78		

Other Passing Records

Most Consecutive Games with TD Pass—

- 13—Elway (Last 7 games of 1985 and first 6 games of 1986).
- 10—Johnson, 1973-74 (Last 8 games of 1973 and first 2 games of 1974).
- 9—Elway, 1987 (6th through 14th games).
- 9—Morton, 1977 (5th through 13th games).
- 9—Trippucka, 1962 (Span of 10 games, did not play one game).

Most Consecutive Completions—

- 18—DeBerg at Los Angeles Rams (17), 12/12/82 and vs. Kansas City (1) 12/19/82
- 16—Morton vs. Kansas City, 12/10/78
- 11—Elway at Los Angeles Raiders, 11/2/86
- 11—Elway vs. Kansas City (8), 12/14/85 and at Seattle (3), 12/20/85
- 11—Morton vs. San Diego, 9/27/81
- 11—Tensi at San Diego, 11/23/69
- 10—Trippucka vs. Dallas, 10/8/61

Longest Scoring Pass—

- 97—Shaw to Tarr at Boston, 9/21/62
- 96—Trippucka to Frazier at Buffalo, 9/15/62
- 95—Morton to Watson vs. San Diego, 9/27/81
- 93—Morton to Watson vs. Detroit, 10/11/81

Longest Non-Scoring Pass—

- 86—Elway to V. Johnson vs. L.A. Raiders, 9/26/88
- 86—Morton to Watson vs. Kansas City, 12/6/81
- 74—Liske to Van Heusen at New Orleans, 11/22/70
- 74—Horn to Little vs. Oakland, 10/10/71
- 73—Elway to Watson at Seattle, 12/15/84
- 72—Johnson to Little vs. San Diego, 10/29/74

300 YARD PASSING GAMES

Player	Performance	Opponent
Frank Trippucka	30-52-2, 375 yards and 3 TD	Nov. 6, 1960 vs. Houston
Frank Trippucka	19-41-5, 328 yards and 3 TD	Nov. 27, 1960 vs. Buffalo
Frank Trippucka	28-47-2, 376 yards and 2 TD	Sept. 7, 1962 vs. San Diego
Frank Trippucka	29-56-3, 447 yards and 2 TD	Sept. 15, 1962 at Buffalo
Frank Trippucka	26-40-1, 308 yards and 1 TD	Oct. 21, 1962 vs. Houston
Jacky Lee	11-36-1, 370 yards and 1 TD	Dec. 5, 1965 at Oakland
John McCormick	13-37-3, 328 yards and 3 TD	Dec. 18, 1966 at Buffalo
Marlin Briscoe	12-29-2, 335 yards and 4 TD	Nov. 24, 1968 vs. Buffalo
Steve Tensi	19-26-1, 301 yards and 3 TD	Nov. 23, 1969 at San Diego
Charley Johnson	20-28-0, 361 yards and 2 TD	Oct. 22, 1972 at Oakland
Charley Johnson	24-39-2, 326 yards and 1 TD	Sept. 20, 1973 vs. Chicago
Charley Johnson	28-42-2, 445 yards and 2 TD	Nov. 18, 1974 vs. Kansas City
Charley Johnson	12-20-2, 329 yards and 3 TD	Sept. 21, 1975 vs. Kansas City
Craig Morton	27-39-2, 306 yards and 2 TD	Nov. 16, 1980 vs. New York Jets
Craig Morton	18-30-1, 338 yards and 1 TD	Dec. 14, 1980 vs. Oakland
Craig Morton	17-18-0, 308 yards and 4 TD	Sept. 27, 1981 vs. San Diego
Craig Morton	25-38-1, 342 yards and 2 TD	Oct. 18, 1981 at Kansas City
Steve DeBerg	21-34-2, 305 yards and 2 TD	Nov. 22, 1981 at Cincinnati
Steve DeBerg	2-31 - 1, 307 yards and 2 TD	Dec. 12, 1982 at Los Angeles Rams
Steve DeBerg	21-41-0, 350 yards and 1 TD	Oct. 30, 1983 vs. Kansas City
John Elway	23-44-0, 345 yards and 3 TD	Dec. 11, 1983 vs. Baltimore
John Elway	25-40-1, 315 yards and 3 TD	Nov. 4, 1984 vs. New England
John Elway	28-43-1, 353 yards and 4 TD	Sept. 15, 1985 vs. New Orleans
John Elway	22-37-5, 301 yards and 1 TD	Dec. 14, 1985 vs. Kansas City

Passing Records (Continued)

Player	Performance	Opponent
John Elway	24-42-0, 432 yards and 1 TD	Dec. 20, 1985 at Seattle
John Elway	18-32-1, 321 yards and 1 TD	Oct. 26, 1986 vs. Seattle
John Elway	29-47-2, 336 yards and 0 TD	Nov. 23, 1986 at New York Giants
John Elway	22-37-1, 304 yards and 1 TD	Jan. 25, 1987 vs. New York Giants
John Elway	22-32-1, 338 yards and 4 TD	Sept. 13, 1987 vs. Seattle
John Elway	21-40-2, 341 yards and 3 TD	Nov. 16, 1987 vs. Chicago
John Elway	21-32-1, 347 yards and 3 TD	Nov. 29, 1987 at San Diego
John Elway	21-42-2, 335 yards and 1 TD	Dec. 13, 1987 at Seattle
John Elway	29-49-3, 324 yards and 2 TD	Dec. 4, 1988 at L.A. Raiders
John Elway	18-35-0, 344 yards and 2 TD	Oct. 22, 1989 at Seattle
John Elway	20-36-0, 385 yards and 3 TD	Jan. 14, 1990 vs. Cleveland
John Elway	21-30-0, 317 yards and 2 TD	Oct. 21, 1990 at Indianapolis
John Elway	24-36-1, 328 yards and 2 TD	Dec. 9, 1990 at Kansas City
John Elway	24-42-1, 301 yards and 2 TD	Oct. 6, 1991 at Houston
John Elway	23-38-0, 311 yards and 2 TD	Oct. 4, 1992 vs. Kansas City

TOTALS—John Elway 19 (includes two post season games), Frank Tripucka 5, Charley Johnson 4, Craig Morton 4, Steve DeBerg 3, Jacky Lee 1, John McCormick 1, Marlin Briscoe 1, Steve Tensi 1.

Most 300-yard games, season

- 4—John Elway, 1987
- 3—John Elway, 1986
- 3—John Elway, 1985
- 3—Frank Tripucka, 1962

Most consecutive 300-yard games

- 2—John Elway, 1985
- 2—Frank Tripucka, 1962

RECEIVING Top Season Marks

	No.	Yards	Avg.	TD
Taylor—1961	100	1176	11.8	4
Taylor—1960	92	1235	13.4	12
Taylor—1965	85	1131	13.3	6
Taylor—1963	78	1101	14.1	10
Taylor—1962	77	908	11.7	4
V. Johnson—1989	76	1095	14.4	7
Taylor—1964	76	873	11.5	7
Watson—1984	69	1170	17.0	7
V. Johnson—1988	68	896	13.2	5
Willhite—1986	64	529	8.3	3

Top Career Marks

	No.	Yards	Avg.	TD
Taylor—1960-66	543	6872	12.7	44
Odoms—1972-83	396	5755	14.5	41
V. Johnson—1985-92	367	5008	13.6	32
Watson—1979-87	353	6112	17.3	36
Moses—1972-81	302	5450	18.0	44
Jackson—1986-92	276	4746	17.2	24
Upchurch—1975-82	267	4369	16.4	22
Denson—1964-70	250	4150	16.6	32
Little—1967-75	215	2418	11.2	9
Willhite—1982-88	207	1767	8.5	5

Game	Season	Career
Receptions	13—Anderson vs. Chicago 9/30/73	543—Taylor, 1960-66
	13—Taylor vs. Oakland 11/29/64	396—Odoms, 1972-83
	12—Taylor at Boston 9/21/62	367—V. Johnson, 1985-92
		353—Watson, 1979-87

RECEIVING RECORDS (Continued)

Yards	199—Taylor vs. Buffalo 11/27/60	1,244—Watson, 1981 1,235—Taylor, 1960 1,178—Taylor, 1961	6,872—Taylor, 1960-66 6,112—Watson, 1979-87 5,755—Odoms, 1972-83 5,450—Moses, 1972-81
TDs	3—Watson vs. Baltimore 9/20/81	13—Watson, 1981 12—Taylor, 1960 11—Denson, 1967	44—Taylor, 1960-66 44—Moses, 1972-81 41—Odoms, 1972-83 36—Watson, 1979-87
Avg. per catch	(Min. of 4 Catches) 41.25—Little at Buffalo 38.00—Tarr at Boston 9/12/62 36.4—Watson vs. Detroit 10/11/81	(Min. of 20 Catches) 22.05—Scarpitto, 1963 20.73—Watson, 1981 20.32—Nattiel, 1987 20.14—Denson, 1966	(Min. of 50 Catches) 20.54—Van Heusen, 1968-76 18.05—Moses, 1972-81 17.41—Frazier, 1961-63

Other Receiving Records

Most Consecutive Games with TD Reception—

- 6—Taylor, 1960-61 (Last 4 games of 1960, first 2 games of 1961)
- 6—V. Johnson, 1987
- 6—Denson, 1969
- 5—Watson, 1981
- 4—Scarpitto, 1963
- 4—Denson, 1967
- 4—Odoms, 1973
- 4—Upchurch, 1979

Most Consecutive Games with Reception—

- 62—Taylor, 1960-64
- 49—Watson, 1983-86
- 47—Jackson, 1989-92
- 41—Odoms, 1976-79
- 33—Odoms, 1973-76
- 29—Preston, 1980-82
- 28—Watson, 1980-82
- 25—V. Johnson, 1988-89
- 24—Young, 1990-91
- 21—Little, 1973-74
- 19—Taylor, 1964-65
- 19—Denson, 1968-69

100-YARD RECEIVING GAMES

Player	Performance	Opponent
Al Carmichael	6-130, 1 TD	Sept. 9, 1960 at Boston
Lionel Taylor	6-125, 1 TD	Sept. 23, 1960 at New York
Lionel Taylor	7-101, 2 TD	Oct. 2, 1960 vs. Oakland
Al Carmichael	3-109, 2 TD	Oct. 23, 1960 vs. Boston
Lionel Taylor	10-106, 1 TD	Oct. 23, 1960 vs. Boston
Lionel Taylor	10-140, 1 TD	Nov. 6, 1960 vs. Houston
Al Carmichael	7-117, 2 TD	Nov. 6, 1960 vs. Houston
Lionel Taylor	10-138, 0 TD	Nov. 20, 1960 at Houston
Lionel Taylor	9-199, 3 TD	Nov. 27, 1960 vs. Buffalo
Lionel Taylor	9-171, 1 TD	Dec. 10, 1960 at Los Angeles
Lionel Taylor	7-132, 2 TD	Sept. 10, 1961 at Buffalo
Lionel Taylor	11-126, 0 TD	Sept. 24, 1961 at New York
Lionel Taylor	9-118, 0 TD	Oct. 1, 1961 at Oakland
Lionel Taylor	7-120, 1 TD	Oct. 8, 1961 vs. Dallas
Al Frazier	7-166, 1 TD	Oct. 15, 1961 vs. Oakland
Al Frazier	6-126, 1 TD	Oct. 22, 1961 vs. New York
Al Frazier	5-125, 1 TD	Nov. 12, 1961 vs. San Diego
Lionel Taylor	10-119, 0 TD	Nov. 12, 1961 vs. San Diego
Donnie Stone	9-137, 1 TD	Dec. 3, 1961 vs. Boston
Lionel Taylor	9-133, 0 TD	Sept. 15, 1962 at Buffalo
Al Frazier	4-125, 1 TD	Sept. 15, 1962 at Buffalo

100-YARD RECEIVING GAMES (Continued)

Lionel Taylor	1-2-119, 0 TD	Sept. 21, 1962 at Boston
Jerry Tarr	4-152, 2 TD	Sept. 21, 1962 at Boston
Lionel Taylor	7-110, 0 TD	Dec. 9, 1962 at Dallas
Lionel Taylor	7-169, 1 TD	Sept. 29, 1963 vs. Boston
Lionel Taylor	7-142, 2 TD	Oct. 6, 1963 vs. San Diego
Bob Scarpitto	4-134, 2 TD	Oct. 13, 1963 vs. Houston
Lionel Taylor	10-116, 1 TD	Dec. 15, 1963 at Oakland
Gene Prebola	4-106, 1 TD	Dec. 15, 1963 at Oakland
Lionel Taylor	8-149, 0 TD	Sept. 27, 1964 vs. Houston
Hewritt Dixon	4-109, 0 TD	Oct. 25, 1964 at Oakland
Hewritt Dixon	5-121, 1 TD	Nov. 1, 1964 at Kansas City
Al Denson	3-113, 1 TD	Nov. 1, 1964 at Kansas City
Lionel Taylor	13-112, 0 TD	Nov. 29, 1964 vs. Oakland
Bob Scarpitto	11-111, 1 TD	Dec. 20, 1964 at Houston
Bob Scarpitto	5-108, 2 TD	Sept. 11, 1965 at San Diego
Lionel Taylor	9-172, 1 TD	Sept. 19, 1965 vs. Buffalo
Lionel Taylor	7-114, 0 TD	Nov. 7, 1965 vs. San Diego
Lionel Taylor	11-141, 2 TD	Nov. 21, 1965 vs. Oakland
Lionel Taylor	8-164, 0 TD	Dec. 5, 1965 at Oakland
Wendell Hayes	5-126, 1 TD	Dec. 5, 1965 at Oakland
Al Denson	5-158, 1 TD	Oct. 2, 1966 vs. Houston
Charlie Mitchell	4-126, 1 TD	Dec. 4, 1966 vs. Miami
Bob Scarpitto	5-123, 3 TD	Dec. 18, 1966 at Buffalo
Al Denson	4-131, 2 TD	Sept. 3, 1967 vs. Boston
Al Denson	7-134, 1 TD	Sept. 24, 1967 vs. New York Jets
Eric Crabtree	6-123, 1 TD	Oct. 22, 1967 vs. San Diego
Al Denson	4-107, 1 TD	Oct. 29, 1967 at Kansas City
Al Denson	7-102, 2 TD	Nov. 19, 1967 at Buffalo
Eric Crabtree	8-107, 1 TD	Nov. 23, 1967 at San Diego
Eric Crabtree	6-129, 1 TD	Dec. 17, 1967 vs. Kansas City
Al Denson	8-115, 0 TD	Sept. 15, 1968 at Cincinnati
Eric Crabtree	7-113, 0 TD	Sept. 22, 1968 at Kansas City
Eric Crabtree	5-148, 1 TD	Oct. 13, 1968 at New York Jets
Jimmy Jones	8-128, 2 TD	Oct. 20, 1968 at San Diego
Floyd Little	4-165, 1 TD	Nov. 24, 1968 vs. Buffalo
Al Denson	6-131, 2 TD	Dec. 8, 1968 at Oakland
Mike Haffner	4-122, 0 TD	Dec. 14, 1968 vs. Kansas City
Al Denson	6-138, 1 TD	Sept. 28, 1969 at Buffalo
Mike Haffner	6-102, 1 TD	Oct. 26, 1969 at Houston
Al Denson	6-140, 2 TD	Nov. 23, 1969 at San Diego
John Embree	9-122, 1 TD	Nov. 23, 1969 at San Diego
Jerry Simmons	6-153, 0 TD	Nov. 21, 1971 at Kansas
Rod Sherman	4-110, 0 TD	Sept. 17, 1972 vs. Houston
Jerry Simmons	6-118, 1 TD	Oct. 22, 1972 at Oakland
Bobby Anderson	13-143, 0 TD	Sept. 10, 1973 vs. Chicago
Riley Odums	5-114, 1 TD	Nov. 4, 1973 at St. Louis
Haven Moses	5-108, 2 TD	Nov. 25, 1973 vs. Kansas City
Haven Moses	5-132, 0 TD	Oct. 13, 1974 vs. New Orleans
Floyd Little	7-127, 0 TD	Oct. 20, 1974 vs. San Diego
Riley Odums	7-125, 0 TD	Nov. 18, 1974 vs. Kansas City
Rick Upchurch	3-153, 1 TD	Sept. 21, 1975 vs. Kansas City
Haven Moses	5-168, 2 TD	Jan. 1, 1978 vs. Oakland*
Haven Moses	5-115, 0 TD	Nov. 12, 1978 at Cleveland
Haven Moses	5-101, 1 TD	Nov. 19, 1978 vs. Green Bay
Riley Odums	7-165, 2 TD	Dec. 10, 1978 vs. Kansas City
Haven Moses	5-116, 1 TD	Dec. 16, 1978 vs. Pittsburgh
Riley Odums	5-125, 0 TD	Sept. 23, 1979 vs. Seattle
Haven Moses	4-107, 1 TD	Oct. 14, 1979 at Kansas City
Haven Moses	5-133, 1 TD	Oct. 22, 1979 at Pittsburgh
Riley Odums	7-114, 0 TD	Oct. 28, 1979 vs. Kansas City
Haven Moses	5-103, 1 TD	Sept. 21, 1980 vs. San Diego
Haven Moses	6-141, 0 TD	Dec. 14, 1980 vs. Oakland
Riley Odums	8-128, 1 TD	Dec. 14, 1980 vs. Oakland
Steve Watson	7-143, 3 TD	Sept. 20, 1981 vs. Baltimore
Steve Watson	8-178, 2 TD	Sept. 27, 1981 vs. San Diego
Steve Watson	5-182, 2 TD	Oct. 11, 1981 vs. Detroit
Rick Upchurch	5-138, 0 TD	Oct. 18, 1981 at Kansas City
Steve Watson	5-102, 1 TD	Nov. 22, 1981 at Cincinnati
Steve Watson	2-103, 0 TD	Dec. 6, 1981 vs. Kansas City
Rick Upchurch	6-102, 2 TD	Dec. 20, 1981 at Chicago
Steve Watson	5-101, 1 TD	Dec. 5, 1982 vs. Atlanta
Steve Watson	10-183, 0 TD	Dec. 12, 1982 at Los Angeles Rams
Steve Watson	6-161, 1 TD	Sept. 11, 1983 at Baltimore
Steve Watson	8-119, 0 TD	Oct. 16, 1983 vs. Cincinnati
Steve Watson	6-121, 1 TD	Oct. 30, 1983 vs. Kansas City
Rick Upchurch	6-143, 0 TD	Oct. 30, 1983 vs. Kansas City
Steve Watson	7-110, 1 TD	Nov. 6, 1983 at Seattle

100-YARD RECEIVING GAMES (Continued)

Steve Watson	4-119, 1 TD	Nov. 20, 1983 vs. Seattle
Clint Sampson	3-101, 2 TD	Dec. 4, 1983 vs. Cleveland
Steve Watson	7-111, 1 TD	Oct. 7, 1984 at Detroit
Butch Johnson	9-156, 2 TD	Nov. 4, 1984 vs. New England
Steve Watson	8-134, 1 TD	Nov. 4, 1984 vs. New England
Steve Watson	5-1223, 2 TD	Nov. 18, 1984 vs. Minnesota
Steve Watson	11-177, 1 TD	Dec. 30, 1984 vs. Pittsburgh*
Vance Johnson	6-116, 1 TD	Dec. 14, 1985 vs. Kansas City
Vance Johnson	5-121, 1 TD	Jan. 25, 1987 vs. New York Giants*
Bobby Micho	9-105, 2 TD	Oct. 18, 1987 at Kansas City
Vance Johnson	5-115, 1 TD	Nov. 22, 1987 at L.A. Raiders
Ricky Nattiel	45-118, 1 TD	Nov. 29, 1987 at San Diego
Vance Johnson	4-105, 0 TD	Jan. 10, 1988 vs. Houston*
Mark Jackson	4-134, 1 TD	Jan. 17, 1988 vs. Cleveland*
Vance Johnson	7-134, 0 TD	Sept. 26, 1988 vs. L.A. Raiders
Ricky Nattiel	3-102, 1 TD	Oct. 23, 1988 at Pittsburgh
Mark Jackson	6-140, 2 TD	Nov. 27, 1988 vs. L.A. Rams
Mark Jackson	7-145, 0 TD	Dec. 4, 1988 at L.A. Raiders
Mark Jackson	7-137, 1 TD	Dec. 11, 1988 at Seattle
Vance Johnson	5-145, 1 TD	Oct. 1, 1989 at Cleveland
Vance Johnson	5-145, 1 TD	Oct. 1, 1989 at Cleveland
Michael Young	6-137, 0 TD	Oct. 22, 1989 at Seattle
Vance Johnson	9-148, 1 TD	Oct. 29, 1989 vs. Philadelphia
Vance Johnson	6-154, 2 TD	Nov. 26, 1989 vs. Seattle
Mark Jackson	5-111, 0 TD	Jan. 7, 1990 vs. Pittsburgh*
Michael Young	2-123, 1 TD	Jan. 14, 1990 vs. Cleveland*
Vance Johnson	6-150, 0 TD	Sept. 17, 1990 vs. Kansas City
Vance Johnson	9-120, 0 TD	Sept. 23, 1990 vs. Seattle
Mark Jackson	6-127, 1 TD	Oct. 21, 1990 at Indianapolis
Mark Jackson	7-111, 0 TD	Oct. 6, 1991 at Houston
Vance Johnson	7-100, 0 TD	Jan. 12, 1991 at Buffalo*
Shannon Sharpe	9-118, 0 TD	Oct. 4, 1992 vs. Kansas City
Mark Jackson	5-113, 2 TD	Oct. 25, 1992 at San Diego
Arthur Marshall	5-134, 1 TD	Nov. 8, 1992 vs. N.Y. Jets
Mark Jackson	3-108, 1 TD	Nov. 15, 1992 vs. N.Y. Giants
Shannon Sharpe	7-109, 1 TD	Dec. 12, 1992 at Buffalo

*Postseason

TOTALS—Lionel Taylor 24, Steve Watson 16 (includes one postseason game), Vance Johnson 11 (includes three postseason games), Al Denson 10, Mark Jackson 10 (includes two postseason games), Haven Moses 10 (includes one postseason game), Riley Odums 6, Eric Crabtree 5, Al Frazier 4, Bob Scarpitto 4, Rick Upchurch 4, Al Carmichael 3, Floyd Little 2, Ricky Nattiel 2, Shannon Sharpe 2, Jerry Simmons 2, Michael Young 2 (includes one postseason game), Bobby Anderson 1, John Embree 1, Wendell Jones 1, Arthur Marshall 1, Bobby Micho 1, Charlie Mitchell 1, Gene Prebola 1, Clint Sampson 1, Rod Sherman 1, Donnie Stone 1, Jerry Tarr 1.

Most 100-yard games, season

- 7 — Lionel Taylor, 1960
- 5 — Steve Watson, 1983
- 5 — Steve Watson, 1981
- 4 — Mark Jackson, 1988
- 4 — Al Denson, 1967
- 4 — Lionel Taylor, 1965

Most consecutive 100-yard games

- 2 — 12 times (Lionel Taylor 4, Steve Watson 3, Haven Moses 2, Al Frazier 1, Mark Jackson 1, Vance Johnson 1)

PUNTING

No.	Game	Season	Career
	12—Prestridge at Buffalo 10/25/81	105—Scarpitto, 1967	547—Van Heusen, 1968-76
	12—Scarpitto at Oakland 9/10/67	96—Norman, 1984	377—Prestridge, 1979-83
	12—Van Heusen vs. Cincinnati 10/6/68	96—Diits, 1978	374—Horan, 1986-92
		92—Norman, 1985	
Avg.	(Min. of 4 punts)	(Min. of 50 punts)	(Min. of 50 punts)
	57.2—Horan vs. L.A. Raiders 9/26/88	46.1—Fraser, 1963	45.2—Fraser, 1962-64
	56.6—Norman vs. Seattle 11/25/84	45.8—Scarpitto, 1966	44.4—Scarpitto, 1965-67
	55.8—Horan vs. San Diego 12/16/90	45.1—Van Heusen, 1973	42.5—Horan, 1986-92

PUNTING RECORDS (Continued)

Other Punting Records

Longest punt—83—Norman vs. Kansas City, 9/23/84
 78—Van Heusen vs. Dallas, 12/2/73
 75—Fraser at Oakland, 10/14/62
 75—Fraser vs. Boston, 11/11/62
 73—Ditts vs. New York Jets, 11/5/78
 73—Scarpitto vs. Boston, 9/3/67

INTERCEPTIONS

No.	Game	Season	Career
	4—Brown vs. New York 11/15/64	11—Gonsoulin, 1960 9—Brown, 1964 7—Five players	44—Foley, 1976-86 43—Gonsoulin, 1960-66 40—Thompson, 1969-81
	4—Gonsoulin at Buffalo 9/18/60 3—Six times		
Return yards	93—Gradishar at Cleveland, 10/5/80 91—Brown vs. New York 11/15/64 73—T. Jackson vs. Baltimore 11/27/77	179—Harden, 1986 153—Wilson, 1967 140—Brown, 1964	784—Thompson, 1969-81 643—Harden, 1980-88 622—Foley, 1976-86

Other Interception Records

Best interception return average, career (10 or more interceptions)—
 23.7, Henderson, 1989-92
 19.6, Thompson, 1969-81
 19.5, Harden, 1980-88

Longest scoring interception return—
 93, Gradishar at Cleveland, 10/5/80
 73, T. Jackson vs. Baltimore, 11/27/77
 70, Wilson vs. Kansas City, 12/17/67

Longest non-scoring interception return—
 70, Moore at Boston 11/20/64
 65, Alliston at Buffalo 9/18/60
 65, Foley-Gradishar-Wright, vs. New York Giants, 11/14/76 (Foley intercepted and returned 23, lateral to Gradishar for 10, lateral to Wright for 32).
 65, D. Smith at Chicago 12/20/81

QUARTERBACK SACKS

(Compiled since 1968)

No.	Game	Season	Career
	4—Fletcher, at Minnesota 11/4/90	16—Fletcher, 1992 13.5—Fletcher, 1991 13.5—Jones, 1986	73.5—R. Jones, 1980-88 72—Chavous, 1973-85 72—Fletcher, 1985-92
	4—Mecklenburg, vs. New Orleans, 9/15/85	13—Mecklenburg, 1985	69—Mecklenburg, 1983-92 66.5—P. Smith, 1968-78 46—Alzado, 1971-78
	4—Mecklenburg, at Pittsburgh, 12/1/85		

PUNT RETURNS

No.	Game	Season	Career
	8—Upchurch at Baltimore 10/22/78	51—Upchurch, 1977 42—Willhite, 1986 41—Manning, 1981	248—Upchurch, 1975-83 157—Thompson, 1969-81 101—Willhite, 1982-88
	7—Willhite vs. New England 9/28/86		
	7—Thompson at Kansas City 10/6/74		
	7—Upchurch vs. San Diego 11/30/75		

PUNT RETURNS (Continued)

Return yards	167—Upchurch vs. Pittsburgh 11/6/77 144—Clark vs. San Diego 12/27/87 125—Upchurch vs. Cleveland 9/26/76	653—Upchurch, 1977 536—Upchurch, 1976 493—Upchurch, 1978	3008—Upchurch, 1975-83 1814—Thompson, 1969-81 1010—Willhite, 1982-88
Average		(10 or more returns) 16.88—Little, 1967 16.13—Upchurch, 1982 13.74—Upchurch, 1976	(15 or more returns) 12.13—Upchurch, 1975-83 11.89—Mingo, 1960-64 11.55—Thompson, 1969-
81		13.69—Upchurch, 1978	

Other Punt Returns

Longest scoring punt return—
 92, Upchurch vs. San Diego 10/3/76
 87, Upchurch vs. Pittsburgh 11/6/77
 78, Upchurch vs. Kansas City 12/19/82
 76, Mingo at Boston 9/9/60

Longest non-scoring punt return—
 60, Thompson at Baltimore 11/10/74
 59, Thompson vs. New England 12/17/72
 54, Mitchell at Buffalo 9/20/64

KICKOFF RETURNS

No.	Game	Season	Career
	7—Bell at Pittsburgh 10/23/88 7—Barry at Kansas City 11/1/64	47—Barry, 1964 40—Brunson, 1980 40—Upchurch, 1975 37—Mitchell, 1963	104—Bell, 1986-89 104—Little, 1967-75 95—Upchurch, 1975-83
Return yards	201—R. Montgomery at San Diego 9/24/72 197—Upchurch vs. Cleveland 10/19/75 185—Little at Miami 9/17/67	1245—Barry, 1964 1084—Upchurch, 1975 954—Mitchell, 1963	2523—Little, 1967-75 2355—Upchurch, 1975-83 2218—Bell, 1986-89
Average		(14 or more returns) 28.50—Thompson, 1969 28.47—Sellers, 1966 28.00—Frazier, 1961	(40 or more returns) 26.28—Haynes, 1965-66 25.42—Barry, 1964-65 25.13—Thompson, 1969-81 24.79—Upchurch, 1975-83

Other Kickoff Return Records

Longest scoring kickoff return—
 100, Sellers vs. Houston 10/2/66
 100, Wilson at Kansas City 10/8/66
 94, Montgomery at San Diego 9/24/72

Longest non-scoring kickoff return—
 89, Little vs. Oakland 11/10/68
 88, Montgomery at Oakland 10/22/72
 77, Scott vs. Kansas City 10/23/66

SCORING

TDs	Game	Season	Career
	3—12 times*	14—Winder, 1986 13—Little, 1972 13—Little, 1973 13—Watson, 1981	54—Little, 1967-75 48—Winder, 1982-90 45—Moses, 1972-81 44—Odums, 1972-83 44—Taylor, 1960-66

*Taylor vs. Buffalo, 11/27/60; Stone at San Diego, 11/4/62; Scarpitto at Buffalo, 12/18/66; Little vs. Minnesota, 10/15/72; Little vs. Cincinnati, 9/16/73; Moses at Houston, 10/14/73; Keyworth vs. Kansas City, 11/18/74; Armstrong vs. Houston, 12/8/74; Watson vs. Baltimore, 9/20/81; Willhite vs. Dallas, 10/5/86; Willhite vs. Kansas City, 11/16/86; Green vs. San Diego, 9/22/91.

KICKOFF RETURN RECORDS (Continued)

FG	5—Karlis vs. Seattle 11/20/83	27—Treadwell, 1991 27—Treadwell, 1989 27—Mingo, 1962 26—Steinfeld, 1980	151—Turner, 1971-79 137—Karlis, 1982-88 99—Treadwell, 1989-92
	5—Mingo vs. San Diego 10/6/63 4—14 times (Turner 3 Mingo 3, Steinfeld 2, Karlis 2, Treadwell 2, Howfield, Kroner)		
FG Pct.	1,000-many times	.846—Karlis, 1982, (11 of 13) .840—Karlis, 1983, (21 of 25) .833—Treadwell, 1992, (20 of 24) .818—Treadwell, 1989, (27 of 33)	.779—Treadwell, 1989-92 .710—Karlis, 1982-88 .672—Steinfeld, 1979-81 .648—Turner, 1971-79
PAT	6—7 times (Turner 4, Karlis, Steinfeld, Treadwell)	44—Karlis, 1986 41—Karlis, 1985 40—Turner, 1973 39—Treadwell, 1989 38—Karlis, 1984 37—Turner, 1972 37—Karlis, 1987	283—Turner, 1971-79 244—Karlis, 1982-88 132—Treadwell, 1989-92 120—Mingo, 1960-64
PAT Pct.	1,000-many times	1,000-10 times, (Turner 3, Kroner 2, Mingo, Howfield, Hill, Karlis, Treadwell)	.983—Kroner, 1965-67 .979—Howfield, 1968-70 .971—Steinfeld, 1979-81
Points	21—Mingo at Los Angeles 10/10/60 20—Scarpitto at Buffalo 12/18/66 20—Mingo vs. San Diego 10/6/63	137—Mingo, 1962 123—Mingo, 1960 120—Treadwell, 1989 112—Treadwell, 1991	742—Turner, 1971-79 655—Karlis, 1982-88 429—Treadwell, 1989-92 408—Mingo, 1960-64

Other Scoring Records

Most consecutive games scoring —

69 — Karlis, 1984-88
55 — Turner, 1971-74
50 — Treadwell, 1989-92
47 — Turner, 1975-78

Longest field goal —

57 — Steinfeld, vs. Washington 10/13/80
55 — Steinfeld, at Seattle, 12/21/80
55 — Steinfeld, vs. Dallas, 9/14/80
53 — 5 times

Most consecutive games scoring by a non-kicker —

6 — Taylor, 1960-61 (Last 4 games of 1960 and first 2
games of 1961)
6 — Denson, 1969
6 — Little, 1972
6 — V. Johnson, 1987

Most consecutive games scoring by rushing —

5 — Winder, 1985
4 — Little, 1969
4 — Keyworth, 1974
3 — Hayes, 1965
3 — Armstrong, 1974

Most consecutive games scoring by reception —

6 — Taylor, 1960-61 (Last 4 games of 1960 and first 2
games of 1961)
6 — Denson, 1969
6 — V. Johnson, 1987
5 — Watson, 1981
4 — Scarpitto, 1963
4 — Denson, 1967
4 — Odums, 1973
4 — Upchurch, 1979

Interception Returns for Touchdowns

Date	Opponent	Yards
Henderson 11/8/92	vs. New York Jets	46
Dimry 11/17/91	at Kansas City	26
Braxton 9/1/91	vs. Cincinnati	52
Henderson 11/22/90	at Detroit	49
Braxton 9/10/89	vs. Kansas City	34
Robbins 9/10/89	vs. Kansas City	18
Hunley 12/27/87	vs. San Diego	52
Haynes 12/6/87	vs. New England	14
Harden 11/2/86	at Los Angeles Raiders	40
Harden 9/21/86	at Philadelphia	32
Harden 12/1/85	at Pittsburgh	42
Foley 12/15/84	at Seattle	40
Woodard 10/7/84	at Detroit	27
Harden 9/23/84	vs. Kansas City	45
Robbins 9/16/84	at Cleveland	62
Latimer 11/23/80	vs. Seattle	15
Gradishar 10/5/80	at Cleveland	93
T. Jackson 11/5/78	vs. New York Jets	28
T. Jackson 11/27/77	vs. Baltimore	73
Wright 10/16/77	at Oakland	18
Jackson 11/14/76	at San Diego	46
Rowser 11/7/76	vs. Tampa Bay	32
Gradishar 11/7/76	vs. Tampa Bay	31
Rowser 9/19/76	vs. New York Jets	41
Gradishar 9/29/75	vs. Green Bay	44
Thompson 10/13/74	vs. New Orleans	38
Mitchell 10/28/73	at New York Jets	40
Thompson 10/14/73	at Houston	59
Forsberg 10/24/71	at Cleveland	40
Burrell 12/7/69	at Miami	38
Thompson 11/16/69	vs. Houston	57
Wilson 12/17/67	vs. Kansas City	70
Wilson 10/22/67	vs. San Diego	40
Sellers 9/3/67	vs. Boston	24
Bramlett 11/14/65	at Houston	25
Wilson 11/7/65	vs. San Diego	65
Griffin 10/17/65	vs. Houston	44
Janik 11/1/64	at Kansas City	22
Gonsoulin 10/6/63	vs. San Diego	43
McMillin 11/22/62	vs. New York	59
McGeever 10/5/62	vs. Oakland	48
Gonsoulin 10/5/62	vs. Oakland	64
Zeman 9/30/62	at New York	30
Yelverton 10/2/60	vs. Oakland	20
Pyeatt 9/18/60	at Buffalo	40

Other Defensive Returns For Touchdowns

Date	Opponent	Yards
Brooks (fumble) 9/6/92	vs. Los Angeles Raiders	54
Powers (fumble) 11/24/91	at Seattle	22
Mecklenburg (fumble) 9/23/90	vs. Seattle	2
Mecklenburg (fumble) 12/16/89	at Phoenix	23
Kragen (fumble) 12/9/90	at Kansas City	7
Townsend (fumble) 11/16/86	vs. Kansas City	7
Woodard (fumble) 9/7/86	vs. Los Angeles Raiders	12
Wright (blocked FG) 11/17/85	vs. San Diego	60
Smith (fumble) 11/4/84	vs. New England	64
Wright (fumble) 10/15/84	vs. Green Bay	27
Foley (fumble) 10/15/84	vs. Green Bay	22
Jones (fumble) 10/7/84	at Detroit	5
Chavous (fumble) 11/13/83	at Los Angeles Raiders	(recovered in end zone)
Thompson (fumble) 9/14/80	vs. Dallas	32
Wright (fumble-lateral from Gradishar) 12/2/79	at Buffalo	86
Swenson (fumble) 11/18/79	at San Francisco	88
Naime (blocked punt) 11/11/79	vs. New England	22
Carter (fumble) 11/11/79	vs. New England	2
Thompson (fumble-fumble by Swenson) 10/14/79	at Kansas City	2
Gradishar (fumble) 12/3/78	at Oakland	30
Thompson (fumble) 11/5/78	vs. New York Jets	4
Polli (fumble-lateral from Swenson) 11/7/76	vs. Tampa Bay	26
Jones (fumble) 9/23/76	vs. Cleveland	43
Smith (fumble) 11/23/75	at Atlanta	
Thompson (fumble) 10/22/73	vs. Oakland	80
Bramlett (blocked FG) 11/27/66	vs. San Diego	86
Griffin (blocked Punt) 10/17/65	vs. Houston	10

Other Defensive Returns For Touchdowns (Continued)

	Date	Opponent	Yards (recovered in end zone)
Bramlett (fumble)	9/24/65	at Boston	
McMillin (fumble)	11/8/64	vs. San Diego	
Cooke (fumble)	11/1/64	at Kansas City	46
McFadin (fumble)	10/13/63	vs. Houston	6
McMillin (fumble)	12/9/62	at Dallas	9
McFadin (fumble)	11/22/62	vs. New York	69
Gavin (blocked punt)	12/10/61	at Dallas	23

TEAM — GENERAL SEASON

Most consecutive victories —

- 10 — 1984
- 8 — 1976-77 (Last 2 games of 1976 and first 6 games of 1977), and 1985-86 (Last 2 games of 1985 and first 6 games of 1986).
- 6 — 1977
- 4 — 1962, 1979, 1981, 1983, 1985, 1987, 1988-89 (Last game of 1988 and first 3 games of 1989) and 1989, 1991 (Last four games)
- 3 — 13 times

Most consecutive games without a loss —

- 10 — 1984
- 8 — 1976-77, 1985-86
- 7 — 1973
- 6 — 1977

Most consecutive defeats —

- 11 — 1963-64
- 9 — 1967

Most consecutive games without victory —

- 14 — 1963-64
- 9 — 1967

TEAM — GENERAL GAME

Largest margin of victory —

- 43 — vs. New York Jets 9/19/76 (46-3)
- 37 — at Phoenix 12/16/89 (37-0)
- 37 — vs. Oakland 10/5/62 (44-7)
- 35 — vs. New England 11/11/79 (45-10)
- 35 — vs. Tampa Bay 11/7/76 (48-13)
- 38 — vs. Seattle 11/26/89
- 38 — vs. New England 11/11/79
- 38 — vs. Tampa Bay 11/7/76
- 35 — vs. Minnesota, 11/1 8/84
- 33 — vs. San Diego 10/6/63
- 26 — at New York Jets 12/3/67
- 24 — vs. Buffalo 11/27/60
- 24 — vs. San Diego 10/6/63
- 24 — vs. Tampa Bay 11/7/76
- 24 — vs. New England 11/11/79
- 24 — vs. Seattle 11/26/89

Most points in one half —

Most points in one quarter —

TEAM — OFFENSE

Scoring

	Game	Season
Most Points	50 — vs. San Diego 10/6/63	380 — 1985
	48 — at Houston 10/14/73	379 — 1987
	48 — vs. Tampa Bay 11/7/76	378 — 1986
		362 — 1989
Fewest Points	0 — San Diego 37, Denver 0 — 10/29/61	148 — 1982
	0 — at Oakland 51, Denver 0 — 9/10/67	196 — 1966
	0 — at Kansas City 16, Denver 0 — 12/6/70	203 — 1971
	0 — at San Diego 17, Denver 0 — 12/15/74	240 — 1964
	0 — at San Diego 23, Denver 0 — 10/8/78	251 — 1961
	0 — at Chicago 27, Denver 0 — 9/9/84	
	0 — at New Orleans 42, Denver 0 — 11/20/88	
	0 — at Philadelphia 30, Denver 0 — 9/20/92	
	0 — at L.A. Raiders 24, Denver 0 — 11/22/92	
	6 — 10 times	45 — 1987
	Most recent: vs. Cincinnati, 9/1/91	45 — 1986
		45 — 1985
Most touchdowns		42 — 1984
	5 — vs. San Diego 10/6/63	27 — 1991
	4 — 17 times	27 — 1989
		27 — 1962
		26 — 1980

TEAM RECORDS (Continued)

Total Offense

	Game	Season
Most plays	95 — at Green Bay 9/20/87 (OT)	1152 — 1985
	88 — at Seattle 10/29/78 (OT)	1077 — 1988
	86 — vs. San Diego 11/30/75	1071 — 1989
	86 — at Chicago 12/12/76	1062 — 1981
Most total yards	543 — vs. New York Jets 9/19/76	5624 — 1987
	532 — vs. Kansas City, 11/18/74	5506 — 1988
	522 — at San Diego, 11/29/87	5496 — 1985
	507 — vs. Oakland, 12/14/80	5426 — 1981
Ave. gain per play	8.56 — vs. San Diego 9/7/62	5.38 — 1972
	8.21 — at Houston 10/14/73	5.26 — 1987
	7.77 — vs. New England 12/17/72	5.21 — 1974
Fewest yards		2837 — 1982
	5 — at Oakland 9/10/67	3168 — 1966
	26 — at Houston 9/3/66	3332 — 1964
	82 — at Philadelphia 9/20/92	3811 — 1961

Rushing Offense

	Game	Season
Rushing plays	60 — vs. San Diego 11/30/75	601 — 1978
	59 — at Chicago 12/12/76	554 — 1989
	59 — at Kansas City (OT) 9/24/78	524 — 1979
		523 — 1977
Rushing yards	356 — at Chicago 12/12/76	2451 — 1978
	328 — vs. San Diego 11/30/75	2157 — 1974
	292 — at Oakland 11/24/74	2093 — 1971
		2092 — 1989
Ave. gain per rush	6.68 — vs. Dallas 10/30/60	4.50 — 1972
	6.64 — vs. Houston 9/17/72	4.44 — 1974
	6.59 — vs. Buffalo 11/19/61	4.15 — 1969
Fewest yards		1018 — 1982
	13 — at Oakland 10/22/72	1091 — 1961
	20 — at Dallas 12/10/61	1173 — 1966
	26 — at Washington 10/12/92	1195 — 1960

Passing Offense

	Game	Season
Passes attempted	56 — at Los Angeles Raiders 12/26/82	617 — 1985
	56 — at Buffalo 9/15/72	581 — 1988
	56 — at Boston 9/21/62	568 — 1961
	55 — at Houston 12/20/64	559 — 1962
Passes completed	35 — at Houston 12/20/64	329 — 1985
	32 — vs. Kansas City 11/18/74	324 — 1988
	31 — vs. Houston 11/6/60	306 — 1986
Passes had intercepted	8 — at Houston 12/2/62	45 — 1961
	6 — 6 times	40 — 1962
Completion percentage	.917 — at L.A. Raiders 11/2/86	.596 — 1981
	.875 — vs. San Diego 9/27/81	.582 — 1982
	.870 — vs. Kansas City 12/10/78	.579 — 1990
Touchdown passes	5 — vs. Minnesota 11/18/84	27 — 1981
	5 — vs. Buffalo 10/28/62	24 — 1988
	4 — 11 times	24 — 1987
Net yards passing	459 — vs. Kansas City 11/18/74	3691 — 1988
	431 — vs. Oakland 12/14/80	3654 — 1987
	428 — at Buffalo 9/15/62	3645 — 1985
		3538 — 1986
Fewest net yards	-53 — at Oakland 9/10/67	1682 — 1967
	-7 — at Houston 9/3/66	1819 — 1982
	1 — at Pittsburgh 9/4/83	1995 — 1966
Fewest times Denver passers thrown for loss	0 — Many times	22 — 1971
		24 — 1982
		24 — 1965
		27 — 1973

TEAM RECORDS (Continued)

Most times	11 — vs. Buffalo 12/13/64	63 — 1963
Denver passers	11 — vs. Oakland 11/5/67	61 — 1981
thrown for loss	10 — at Oakland 12/8/75	61 — 1964
	10 — at Oakland 10/31/76	58 — 1967

Most yardage	95 — vs. Oakland 11/5/67	590 — 1963
Denver passers	84 — vs. Buffalo 12/13/64	520 — 1964
thrown for loss	78 — vs. Boston 9/29/63	508 — 1967
	78 — vs. Kansas City 12/14/68	

First Downs

Game	Season
Most first downs	34 — vs. Kansas City 11/18/74
	31 — at San Diego 11/29/87
	31 — vs. Houston 10/6/85
	31 — vs. New York Jets 9/19/76
	323 — 1990

First downs rushing	19 — vs. San Diego 11/30/75	132 — 1987
	19 — at Chicago 12/12/76	130 — 1979
	17 — at Seattle 10/29/78 (OT)	129 — 1978

First downs passing	25 — vs. Kansas City 11/24/74	196 — 1988
	23 — at Houston 12/20/64	192 — 1985
	22 — vs. Oakland 12/14/80	184 — 1986

First downs penalty	11 — vs. Houston 10/6/85	41 — 1986
	7 — vs. L.A. Raiders 9/7/86	38 — 1983
	6 — vs. Houston 9/7/64	36 — 1988
	5 — 11 times	

Fewest first downs	0 — at Houston 9/3/66	170 — 1982
	3 — at Oakland 9/10/67	171 — 1966
	4 — at Philadelphia 9/20/92	172 — 1967
	7 — three times	207 — 1964

Punts

Game	Season
Most punts	12 — at Oakland 9/10/67
	12 — vs. Cincinnati 10/6/68
	12 — at Buffalo 10/25/81
	96 — 1984
	96 — 1968
	96 — 1978

Fewest punts	0 — at Minnesota, 11/4/90	45 — 1982
	0 — vs. Dallas 10/8/61	59 — 1962
	1 — vs. San Diego 11/27/66	60 — 1990
	1 — vs. N.Y. Jets 9/19/76	60 — 1972
	1 — at Kansas City 12/7/80	63 — 1975
	1 — at San Diego 11/28/82	

Best average	(Min. of 4 punts)	
	57.20 — vs. L.A. Raiders 9/26/88	45.2 — 1966
	56.60 — vs. Seattle 11/25/84	45.1 — 1973
	55.80 — vs. San Diego 12/16/90	45.0 — 1982
	55.00 — at New England, 12/1/91	

Poorest average	35.1 — 1976
	36.4 — 1978
	37.3 — 1960

Best net average (category originated in 1976)	(Min. of 4 punts)	38.5 — 1990
	52.8 — vs. L.A. Raiders 9/26/88	37.9 — 1988
	52.3 — at Houston 12/4/77	37.8 — 1982
	48.3 — vs. San Francisco 9/19/82	37.7 — 1992

Punt Returns

Game	Season
Most returns	8 — at Buffalo 9/20/70
	8 — at Kansas City 10/6/74
	8 — vs. San Diego 11/30/75
	8 — at Baltimore 10/22/78
	8 — vs. San Diego, 12/27/87
	51 — 1970
	58 — 1977
	51 — 1976
	51 — 1978
	51 — 1981

Most return yards	167 — vs. Pittsburgh 11/6/77	712 — 1977
	150 — vs. San Diego 12/27/87	640 — 1976
	128 — vs. San Francisco 9/19/82	582 — 1978

Best average	14.5 — 1982
	13.5 — 1967
	12.9 — 1963

TEAM RECORDS (Continued)

Kickoff Returns

Game	Season
Most returns	10 — at Indianapolis 10/31/88
	10 — vs. Boston 10/4/64
	10 — at San Diego, 12/22/63
	78 — 1963
	76 — 1964
	71 — 1965

Most return yards	295 — vs. Boston 10/4/64	1801 — 1963
	289 — vs. Kansas City 9/7/63	1758 — 1964
	238 — at Kansas City 10/8/63	1731 — 1965

Best average	26.9 — 1966
	25.3 — 1967
	24.5 — 1975

Fumbles

Game	Season
Most fumbles	6 — 6 times
	40 — 1961
	36 — 1966
	36 — 1984

Most fumbles lost	5 — vs. Cleveland 10/19/75	23 — 1961
	5 — vs. Chicago 9/30/73	19 — 1983
	4 — 8 times	18 — 1981
		18 — 1979

Fewest fumbles	0 — Many times	15 — 1969
		21 — 1973
		23 — 4 times

Fewest fumbles lost	0 — Many times	8 — 1985
		8 — 1964
		9 — 1969
		9 — 1973

Penalties

Game	Season
Most penalties	15 — vs. Tampa Bay 11/7/76
	14 — vs. Oakland 10/17/76
	14 — at N. Y. Jets 10/28/73
	132 — 1978
	116 — 1979
	108 — 1990

Most yards penalized	160 — vs. Tampa Bay 11/7/76	1097 — 1978
	134 — vs. Pittsburgh 11/6/77	1006 — 1979
	132 — vs. Oakland 10/17/76	986 — 1976

Fewest penalties	0 — vs. Kansas City 12/17/67	48 — 1967
	1 — 13 times	54 — 1960
		54 — 1982

Fewest yards penalized	0 — vs. Kansas City 12/17/67	501 — 1960
	0 — at Boston 9/21/62	512 — 1967
	5 — 5 times	516 — 1982

TEAM — DEFENSE

Total Defense

Game	Season
Fewest plays allowed	40 — vs. San Diego 10/6/63
	42 — vs. Green Bay 12/30/90
	42 — vs. San Diego 11/30/75
	616 — 1982
	826 — 1971
	838 — 1970
	847 — 1963

Fewest yards allowed	60 — at Cleveland 10/24/71	3169 — 1982
	66 — vs. Chicago 12/5/71	3705 — 1970
	70 — vs. San Diego 11/2/69	3722 — 1976

Lowest yield per play	1.12 — vs. Chicago 12/5/71	4.01 — 1977
	1.25 — vs. San Diego 11/2/69	4.14 — 1976
	1.30 — at Cleveland 10/24/71	4.38 — 1978

Rushing Defense

Game	Season
Fewest rushes allowed	10 — at San Diego 11/29/87
	10 — at San Diego 10/12/86
	11 — at N. Y. Jets 12/3/67
	293 — 1982
	384 — 1965
	409 — 1970

TEAM DEFENSE RECORDS (Continued)

Fewest yards allowed	0 — at Kansas City 12/19/65	935 — 1982
	18 — vs. Pittsburgh 9/27/70	1337 — 1965
	20 — at San Diego 10/2/88	1351 — 1970
		1530 — 1977
Lowest yield per rush	0.00 — at Kansas City 12/19/65	3.19 — 1982
	0.64 — vs. Pittsburgh 9/27/70	3.26 — 1977
	1.47 — at Cincinnati 12/14/69	3.30 — 1970

Passing Defense

	Game	Season
Fewest attempts by opponents	10 — at Kansas City (OT) 9/24/78	307 — 1982
	12 — at Kansas City 10/18/81	348 — 1975
	13 — at Minnesota 11/4/90	356 — 1971
Fewest completions by opponents	2 — at Chicago 12/12/76	150 — 1971
	5 — at Green Bay 9/26/71	172 — 1982
	5 — vs. Dallas 10/8/61	181 — 1975
Lowest completion percentage allowed	.118 — at Chicago 12/12/76	.421 — 1971
	.226 — vs. Chicago 12/5/71	.448 — 1961
	.259 — at Cleveland 10/24/71	.459 — 1965
Fewest net yards allowed	-7 — vs. Chicago 12/5/71	1985 — 1971
	18 — at Kansas City 12/6/70	2026 — 1976
	33 — vs. Kansas City 10/4/70	2032 — 1975
Fewest TD passes allowed	0 — Many times	8 — 1976
		9 — 1978
		11 — 1979
		11 — 1977
Highest percentage interception of opponent passes		.073 — 1964
		.071 — 1978
		.070 — 1960
Most opponent passes intercepted	7 — at Oakland 10/16/77	32 — 1964
	6 — 4 times	31 — 1984
		31 — 1978
Most yards interceptions returns	133 — at Buffalo 9/18/60	510 — 1984
	117 — vs. Oakland 10/5/62	491 — 1977
	111 — vs. San Diego 12/27/87	483 — 1962
	111 — at Detroit 10/7/84	
Most times opponent passers thrown for loss	10 — at Cincinnati 10/19/69	57 — 1984
	9 — vs. Chicago 12/5/71	52 — 1991
	9 — vs. Buffalo 11/19/61	50 — 1970
		50 — 1992
Most yardage opponent passers thrown for loss	95 — vs. New York 11/15/64	459 — 1986
	86 — vs. Seattle 11/26/89	456 — 1970
	76 — vs. Kansas City 10/4/70	447 — 1964
	75 — vs. New England 12/17/72	
Lowest yield per pass attempt		5.00 — 1964
		5.49 — 1961
		5.52 — 1972
Lowest yield per pass completion		10.60 — 1976
		10.64 — 1972
		10.67 — 1979

Punting

	Game	Season
Lowest opponent average	(4 or more punts)	
	30.0 — vs. Buffalo 11/27/60	37.3 — 1976
	30.3 — at Minnesota (OT) 9/11/78	39.0 — 1960
	30.4 — at Houston 10/26/69	39.4 — 1982

TEAM DEFENSE RECORDS (Continued)

Punt Returns

Game	Season
Lowest opponent average	4.81 — 1978
	6.13 — 1968
	7.03 — 1969

Kickoff Returns

Game	Season
Lowest opponent average	17.14 — 1961
	17.44 — 1989
	17.68 — 1991
	17.91 — 1983

Fumbles

	Game	Season
Most opponent fumbles recovered	6 — at Buffalo 12/2/79	24 — 1984
	5 — at Boston 11/6/66	23 — 1981
	5 — vs. Buffalo 12/13/64	22 — 1989
	5 — at Oakland 10/14/62	21 — 1983
		21 — 1964
Fewest opponent fumbles recovered	0 — Many times	7 — 1982
		10 — 1991
		11 — 1974
		12 — 1985
		12 — 1980
		12 — 1972
		12 — 1968
		12 — 1967

First Downs

	Game	Season
Fewest opponent first downs	3 — vs. San Diego 11/30/75	176 — 1982
	5 — at Chicago 12/12/76	199 — 1970
	6 — vs. Oakland 11/20/66	206 — 1971
	6 — at Cleveland 10/24/71	217 — 1977
Fewest opponent first downs rushing	1 — vs. New England, 12/1/91	53 — 1982
	1 — at Phoenix 12/16/89	67 — 1970
	1 — vs. Pittsburgh 11/5/89	77 — 1977
	1 — vs. Cincinnati 12/14/69	81 — 1991
	1 — at Cleveland 10/24/71	
	1 — at Los Angeles 12/12/72	
Fewest opponent first downs passing	1 — San Diego 11/30/75	91 — 1971
	1 — at Chicago 12/12/76	104 — 1976
	2 — Dallas 10/8/61	104 — 1982
		106 — 1975
Fewest opponent first downs penalty	0 — Many Times	12 — 1968
		13 — 1984
		14 — 1991
		14 — 1989
		14 — 1970

Penalties

	Game	Season
Most opponent penalties	15 — vs. Houston 10/6/85	138 — 1983
	16 — vs. Chicago 10/16/78	126 — 1986
	14 — at San Francisco 10/9/88	118 — 1979
		116 — 1988
Most yards opponent penalized	188 — vs. Houston 10/6/85	1033 — 1979
	147 — vs. Chicago 10/16/78	1034 — 1986
	145 — at Seattle 12/8/79	956 — 1988
Fewest yards opponent penalized	0 — at Oakland 12/19/71	516 — 1963
	4 — at Miami 12/20/75	571 — 1982
	5 — Four times	573 — 1964
		576 — 1966

TEAM DEFENSE RECORDS (Continued)

Scoring		
Game		Season
Fewest points	0 — at Cleveland 9/27/92	148 — 1977
	0 — at Phoenix 12/16/89	198 — 1978
	0 — at San Diego 10/2/88	206 — 1976
	0 — vs. San Diego 12/27/87	
	0 — vs. Detroit 11/1/87	
	0 — vs. San Diego 11/2/69	
	0 — at Cleveland 10/24/71	
	0 — vs. San Diego 10/3/76	
	0 — at San Diego 11/14/77	
	0 — vs. St. Louis 9/18/77	
	0 — vs. Cincinnati 9/2/79	
	0 — vs. San Diego 10/7/79	
	0 — at Oakland 10/4/81	
	0 — vs. Kansas City 9/23/84	
Fewest touchdowns allowed	0 — Many times	18 — 1977
		21 — 1978
		22 — 1991
Fewest field goals allowed	0 — Many times	8 — 1977
		12 — 1976
		13 — 1961

OPPONENT INDIVIDUAL RECORDS

Total Offense

MOST PLAYS — 60, Joe Namath, at N. Y. Jets, 12/3/67. **YARDS GAINED** — 448, Len Dawson, at Kansas City, 11/1/64. **GAIN PER PLAY** — (10 or more plays) — 21.62, Jacky Lee, at Houston 11/29/60.

Rushing

MOST RUSHES — 36, Earl Campbell, Houston, 11/2/80. **YARDS GAINED** — 192, Curt Warner, at Seattle, 12/20/86. **GAIN PER RUSH** (8 or more rushes) — 12.50, Abner Haynes, at Miami, 9/17/67 and 12.50 Booker Russell, vs. Oakland, 11/25/79. **LONGEST SCORING RUN** — 82, Joe Delaney, at Kansas City, 10/18/81. **LONGEST NON-SCORING RUN** — 76, Willmer Fowler, Buffalo, 11/27/60, and 76, Walter Payton, Chicago, 10/16/78.

Passing

ATTEMPTS — 60, Joe Namath, at N. Y. Jets, 12/3/67. **COMPLETIONS** — 31, Jim Krieg, vs. Seattle, 11/20/83, Joe Gilliam, Pittsburgh (OT), 9/22/74. **HAD INTERCEPTED** — 7, Ken Stabler, at Oakland, 10/16/77. **YARDS GAINED** — 435, Len Dawson, at Kansas City, 11/1/64. **COMPLETION PERCENTAGE** (10 or more passes) — .813, Bob Berry, at Atlanta, 11/26/72. **TOUCHDOWNS** — 6, Len Dawson, at Kansas City, 11/1/64. **LONGEST SCORING PLAY** — 92, Len Dawson to Tom Brooker, Dallas, 11/18/62, Jacky Lee to Bill Groman, at Houston, 11/20/60. **LONGEST NON-SCORING PLAY** — 77, Tom Flores to Art Powell, Oakland, 11/29/64.

Receiving

RECEPTIONS — 13, Andre Reed, at Buffalo, 9/18/89. **YARDS GAINED** — 213, Curtis McClinton, at Kansas City, 12/19/65. **TOUCHDOWNS** — 4, Lance Alworth, San Diego, 12/1/68.

Punting

MOST PUNTS — 11, Dennis Partee, San Diego, 11/30/75. 11, Bob Parsons, at Chicago, 12/12/76. **AVERAGE** (4 or more punts) — 57.40, Steve O'Neal, New York, 9/21/69. **LONGEST PUNT** — 98, Steve O'Neal, New York, 9/21/69.

Punt Returns

MOST RETURNS — 9, Rodger Bird, at Oakland, 9/10/67. **RETURN YARDS** — 143, Rodger Bird, at Oakland, 9/10/67. **LONGEST SCORING RETURN** — 82, Bobby Jancik at Houston, 12/20/64. **LONGEST NON-SCORING RETURN** — 72, Greg Pruitt, at Cleveland, 10/27/74.

OPPONENT RECORDS (Continued)

Kickoff Returns

MOST RETURNS — 6, Cliff Austin, at Atlanta, 9/22/85. **RETURN YARDS** — 164, Dave Grayson, Kansas City, 10/11/64. **LONGEST SCORING RETURN** — 106, Noland Smith, Kansas City, 12/17/67. **LONGEST NON-SCORING RETURN** — 80, Dave Grayson, Kansas City, 10/11/64.

Interceptions

MOST INTERCEPTIONS — 3 held by nine players. **RETURN YARDS** — 99, Bobby Hunt, at Kansas City, 12/8/63. **LONGEST SCORING RETURN** — 80, Coy Bacon, San Diego, 11/11/73. **LONGEST NON-SCORING RETURN** — 87, Ron Hall, Boston 9/18/66.

Scoring

TOUCHDOWNS — 4, six players. **FIELD GOALS** — 6, Gino Cappelletti, Boston, 10/4/64; 6, Gary Anderson, at Pittsburgh, 10/23/88. **LONGEST FIELD GOAL** — 58, Steve Cox, vs. Cleveland, 12/4/83. **POINTS** — 24, Frank Jackson, at Dallas, 12/10/61. 24, Bert Coan, Kansas City, 10/23/66. 24, Lance Alworth, San Diego, 12/1/68. 24, Chuck Muncie, at San Diego, 11/29/81. 24, Eric Dickerson, at Indianapolis, 10/31/88. 24, Curt Warner, at Seattle, 12/11/88.

OPPONENT SINGLE GAME TEAM RECORDS

Scoring

POINTS — 59, Kansas City, 9/7/63.

Total Offense

PLAYS — 93, Pittsburgh (OT), 9/22/74. **YARDS GAINED** — 634, at Oakland, 10/25/64. **GAIN PER PLAY** — 10.30, San Diego, 10/6/63. **FEWEST YARDS GAINED** — 60, at Cleveland, 10/24/71.

Rushing

RUSHES — 62, at New England, 11/28/76. **YARDS GAINED** — 380, Kansas City, 10/23/66. **GAIN PER RUSH** — 9.27, Kansas City, 10/23/66. **FEWEST YARDS GAINED** — 0, at Kansas City, 12/19/65.

Passing

ATTEMPTS — 62, at New York, 12/3/67. **COMPLETIONS** — 31, vs. Seattle, 11/20/83, Pittsburgh (OT), 9/22/74. **HAD INTERCEPTED** — 7, at Oakland, 10/16/77. **MOST YARDS GAINED** — 427, at Oakland, 10/25/64. **FEWEST YARDS GAINED** — (-7), Chicago, 12/5/71. **COMPLETION PERCENTAGE** — .870, at New Orleans, 11/20/88.

First Downs

TOTAL FIRST DOWNS — 33, Pittsburgh (OT), 9/22/74. **RUSHING** — 21, at New England, 11/28/76. **PASSING** — 22, at San Diego, 11/28/82. **PENALTY** — 6, Miami, 12/4/66. 6, at Oakland, 11/9/69.

Punting

MOST PUNTS — 11, San Diego, 11/30/75, and at Chicago, 12/12/76. **BEST AVERAGE (4 or more punts)** — 57.40, NY Jets, 9/21/69.

Punt Returns

MOST RETURNS — 9, at Oakland, 9/10/67. **RETURN YARDS** — 143, at Oakland, 9/10/67.

Kickoff Returns

MOST RETURNS — 9, at Houston, 10/14/73, and at San Diego, 12/9/73. **RETURN YARDS** — 238, at Kansas City, 10/8/66.

TWO TEAM RECORDS

Scoring

POINTS — 91 — N.Y. Titans, 46, Denver 45, 11/22/62.

OPPONENT RECORDS (Continued)

Total Offense

PLAYS — 161 — Denver 88, Seattle 73(OT), 10/29/78; 161 — Denver 84, at L.A. Raiders 77 (OT), 10/28/84. **YARDS GAINED** — 1,057 — Denver 476, at San Diego 581, 10/20/68.

Rushing

MOST RUSHES — 100 — Denver 59, at Kansas City 41 (OT), 9/24/78. **YARDS GAINED** — 472 — Denver 356, at Chicago 116, 12/12/76.

Passing

ATTEMPTS — 97 — Denver 53, at Houston 44, 12/2/62. **COMPLETIONS** — 53 — Denver 35, at Houston 18, 12/20/64. **HAD INTERCEPTED** — 13 — Denver 8, at Houston 5, 12/2/62. **YARDS GAINED** — 708 — Denver 321, at San Diego 387, 10/20/68.

Other

TOTAL FIRST DOWNS — 58 — Denver 34, Kansas City 24, 11/18/74. **FUMBLES** — 12 — Denver 6, at Boston 6, 11/6/66, and Denver 5, Buffalo 7, 12/13/64. **FUMBLES LOST** — 10 — Denver 5, at Boston 5, 11/6/66. **YARDS PENALIZED** — 273 — Denver 128, at Seattle 145, 12/8/79. **FEWEST YARDS PENALIZED** — 20 — Denver 15, Kansas City 5, 12/14/85.

DENVER BRONCOS 1993 ROAD GAME HOTELS

Team	Hotels	Phone Number
Tampa Bay	Hyatt Regency Westshore	(813) 874-1234
Phoenix	The Ritz Carlton	(602) 468-0700
New York Jets	Sheraton Meadowslands	(201) 896-0500
Kansas City	The Westin Crown Center	(816) 474-4400
Green Bay	Paper Valley Hotel (Appleton)	(414) 733-8000
Cleveland	Marriott Society Center	(216) 696-9200
Seattle	The Westin	(206) 728-1000
San Diego	The Hyatt Regency	(619) 232-1234
Chicago	The Westin	(312) 943-7200
L.A. Raiders	The Westin at LAX	(310) 216-5858

POSTSEASON RECORDS

INDIVIDUAL RECORDS

Career

SERVICE

Most games played 13 — John Elway
 13 — Ken Lanier
 13 — Karl Mecklenburg
 Most games started 13 — Ken Lanier

TOTAL OFFENSE

Most rushing and passing plays 450 — John Elway
 Most total yards 3,368 — John Elway
 Highest average gain per play 9.63 — Gary Kubiak

RUSHING

Most rushing attempts 144 — Sammy Winder
 Most rushing yards 461 — Sammy Winder
 Highest average per attempt 5.29 — John Elway

PASSING

Most passes attempted 384 — John Elway
 Most passes completed 200 — John Elway
 Highest completion pct. 842 — Gary Kubiak (16 of 19)
 Most yards passing 3,019 — John Elway
 Most TD passes 16 — John Elway
 Most interceptions thrown 17 — John Elway

RECEIVING

Most receptions 40 — Vance Johnson
 Most yards by reception 715 — Vance Johnson
 Highest average per reception 24.15 — Haven Moses

PUNTING

Most punts 46 — Mike Horan
 Highest average per punt 45.70 — Luke Prestridge

INTERCEPTIONS

Most interceptions 3 — Bob Swenson
 Most yards, int. returns 57 — Mark Haynes

PUNT RETURNS

Most punt returns 13 — Vance Johnson
 Most yards, punt returns 115 — Vance Johnson
 Highest average per return 9.20 — Rick Upchurch

KICKOFF RETURNS

Most kickoff returns 21 — Ken Bell
 Most yards, kickoff returns 383 — Ken Bell
 Highest average per return 27.25 — John Schultz

SCORING

Most touchdowns scored 4 — John Elway
 4 — Vance Johnson
 Most PATs attempted 19 — Rich Karlis
 Most PATs made 19 — Rich Karlis
 Most field goals attempted 18 — Rich Karlis
 Most field goals made 12 — Rich Karlis
 Highest field goal percentage 667 — Rich Karlis
 Most points scored 55 — Rich Karlis

INDIVIDUAL RECORDS

Game and Single Play

TOTAL OFFENSE

Most rushing and passing plays	43	— Elway vs. New York Giants, 1/25/87
Most total yards	424	— Elway vs. Cleveland, 1/14/90
Highest average gain per play	10.34	— Elway vs. Cleveland, 1/14/90

RUSHING

Most rushing attempts	26	— Winder at Cleveland, 1/11/87
Most rushing yards	102	— Winder vs. New England, 1/4/87
Highest average per attempt	5.37	— Winder vs. New England, 1/4/87
Longest run from scrimmage	42	— Lang vs. Cleveland, 1/17/88

PASSING

Most attempts	38	— Elway vs. Washington, 1/31/88
Most completions	22	— Elway vs. New York Giants, 1/25/87
Highest completion percentage	91.7	— Kubiak at Buffalo, 1/12/92 (11 of 12)
Most yards passing	385	— Elway vs. Cleveland, 1/14/90
Most touchdown passes	3	— Elway vs. Cleveland, 1/14/90
	3	— Elway vs. Cleveland, 1/17/88
Longest scoring pass	80	— Elway to Jackson vs. Cleveland, 1/17/88
Longest non-scoring pass	55	— Elway to V. Johnson vs. Houston, 1/10/88

RECEIVING

Most receptions	11	— Watson vs. Pittsburgh, 12/30/84
Most yards receiving	177	— Watson vs. Pittsburgh, 12/30/84
Highest average per reception	33.60	— Moses vs. Oakland, 1/1/78

PUNTING

Most punts	7	— Horan vs. Washington, 1/31/88
Highest average per punt	49.00	— Horan vs. New England, 1/4/87
Longest punt	76	— Horan at Buffalo, 1/12/92

INTERCEPTIONS

Most interceptions	2	— D. Smith vs. Cleveland, 1/14/90
	2	— T. Jackson vs. Pittsburgh, 12/24/77
Longest interception return	57	— Haynes vs. Houston, 1/10/88

PUNT RETURNS

Most punt returns	4	— V. Johnson vs. Cleveland, 1/14/90
Longest punt return	22	— Upchurch at Pittsburgh, 12/30/78

KICKOFF RETURNS

Most kickoff returns	6	— Carrington vs. San Francisco, 1/28/90
Longest kickoff return	67	— Upchurch vs. Dallas, 1/58/78

SCORING

Most touchdowns scored	2	— five players
Most PATs	5	— Rich Karlis vs. Cleveland, 1/17/88
Most field goals attempted	4	— Treadwell vs. Cleveland, 1/14/90
	4	— Karlis vs. New York Giants, 1/25/87
Most field goals made	3	— Treadwell vs. Cleveland, 1/14/90
	3	— Karlis at Cleveland, 1/11/87
Longest field goals	49	— Treadwell vs. Houston, 1/4/92
Most points scored	13	— Treadwell vs. Cleveland, 1/14/90

TEAM RECORDS

Offense

SCORING

Most points scored	38	vs. Cleveland, 1/17/88
Most points, one half	27	vs. Cleveland, 1/14/90
Most points, one quarter	14	vs. Cleveland, 1/14/90
	14	vs. Cleveland, 1/17/88

FIRST DOWNS

Most total first downs	26	vs. Houston, 1/4/92
Most first downs, rushing	13	vs. Houston, 1/4/92
Most first downs, passing	16	vs. New York Giants, 1/25/87
Most first downs, penalty	3	vs. Cleveland, 1/17/88
	3	at Cleveland, 1/11/87

TOTAL OFFENSE

Most offensive plays	77	at Cleveland, 1/11/87
Most yards, total offense	497	vs. Cleveland, 1/14/90
Highest average gain per play	7.14	vs. Pittsburgh, 1/7/90

RUSHING

Most attempts	42	vs. New England, 1/4/87
Most rushing yards	188	vs. New England, 1/4/87
Highest average gain per rush	5.71	vs. Washington, 1/31/88

PASSING

Most passes attempted	41	vs. New York Giants, 1/25/87
Most passes completed	26	vs. New York Giants, 1/25/87
Highest completion percentage	70.6	at Seattle, 12/24/83
Most net yards passing	377	vs. Cleveland, 1/14/90
Most touchdown passes	3	vs. Cleveland, 1/14/90
	3	vs. Cleveland, 1/17/88
Most passes had intercepted	4	vs. Dallas, 1/15/78
Most times sacked	6	at Houston, 12/23/79
	6	at Pittsburgh, 12/30/78

FUMBLES

Most fumbles	4	at Buffalo, 1/12/92
	4	vs. Dallas, 1/15/78
Most fumbles lost	4	vs. Dallas, 1/15/78

PENALTIES

Most penalties	8	three games
Most yards penalized	104	at Pittsburgh, 12/30/78
Fewest penalties	1	vs. Cleveland, 1/14/90
	1	vs. Pittsburgh, 12/30/84
Fewest yards penalized	5	vs. Cleveland, 1/14/90
	5	vs. Pittsburgh, 12/30/84

TEAM RECORDS

Defense

TOTAL DEFENSE

Fewest plays allowed	53	at Seattle, 12/24/83
Fewest yards allowed	213	at Buffalo, 1/12/92
Lowest yield per play	3.49	at Buffalo, 1/12/92
Fewest downs allowed	10	at Buffalo, 1/12/92
	10	vs. Houston, 1/10/88

FIRST DOWNS

Fewest first downs allowed	12	at Buffalo, 1/12/92
	12	vs. New England, 1/4/87
Fewest first downs, rushing	3	vs. Cleveland, 1/14/90
Fewest first downs, passing	5	at Buffalo, 1/12/92
Fewest first downs, penalty	0	six times

RUSHING DEFENSE

Fewest rushing attempts allowed	14	vs. Cleveland, 1/14/90
Fewest rushing yards allowed	66	vs. Cleveland, 1/14/90
Lowest yield per rush	2.61	vs. Oakland, 1/1/78

PASSING DEFENSE

Fewest opponent attempts	13 at Seattle, 12/24/83
Fewest opponent completions.....	10 at Houston, 12/23/79
Fewest net yards allowed	109 at Buffalo, 1/12/92
Lowest comp. pct. by opponent.....	432 vs. Cleveland, 1/14/90 (19 of 44)
Most passes intercepted.....	3 vs. Pittsburgh, 12/24/77
Most times passer sacked	6 vs. New England, 1/4/87

FUMBLES

Most opponent fumbles	6 vs. Dallas, 1/25/87
Most opp. fumbles recovered	3 vs. Cleveland, 1/17/88

PENALTIES

Most opponent penalties	13 vs. Houston, 1/4/92
Most yards opponents penalized.....	94 vs. Dallas, 1/15/78

DENVER BRONCOS TRAINING CAMP SITES

1960-61	Colorado School of Mines, Golden
1962-64	Colorado State University, Fort Collins
1965-66	Colorado School of Mines, Golden
1967-71	Broncos headquarters, Adams County
1972-75	California Poly, Pomona, California
1976-81	Colorado State University, Fort Collins
1982-93	University of Northern Colorado, Greeley

BRONCOS' RECORD ON ARTIFICIAL TURF

Opponent	Record	Postseason
Buffalo.....	3- 5	0-1
Chicago.....	1- 3	
Cincinnati.....	1- 3	
Dallas.....	0- 1	0-1
Detroit.....	1- 2	
Houston.....	3- 5	0-1
Indianapolis.....	3- 1	
Kansas City.....	10-20	
Miami.....	0- 1	
Minnesota.....	1- 2	
New England.....	1- 2	
New Orleans.....	0- 1	
New York Giants.....	1- 1	
New York Jets.....	0- 1	
Philadelphia.....	1- 3	
Pittsburgh.....	5- 3	0-1
San Francisco.....		0-1
St. Louis.....	0- 0-1	
Seattle.....	6-10	0-1
Total.....	37-64-1	0-6
Division record.....	16-30	
Non-division record.....	21-34-1	

PLAYER HISTORY**ALL-TIME HONORS**

1992 — Pro Bowl: Steve Atwater, Michael Brooks, Shannon Sharpe. All-NFL: Steve Atwater (AP, Pro Football Weekly/Pro Football Writers of America, The Sporting News, Football Digest, NEA), Michael Brooks (Sports Illustrated, College and Pro Football Newsweekly 2nd team), Greg Kragen (AP 2nd team, College and Pro Football Newsweekly 2nd team). All-AFC: Steve Atwater (Football News). NFL All-Rookie: Russell Freeman (Football News, College and Pro Football Newsweekly), Arthur Marshall (Pro Football Weekly/Pro Football Writers of America, Football News, College and Pro Football Newsweekly), Broncos Most Valuable Players (Earl Hartman Award): John Elway, Simon Fletcher, Keith Traylor. Most Inspirational Player (Bob Peck Award): Dennis Smith. Bob Martin Award (For cooperation with local media): Reggie Rivers.

1991 — Pro Bowl: Steve Atwater, Gaston Green, Karl Mecklenburg, Dennis Smith. All-NFL: Steve Atwater (AP, Pro Football Weekly, College and Pro Football Newsweekly 2nd-team), Greg Kragen (Sports Illustrated). All-AFC: Steve Atwater (Football News, Pro Football Weekly). AFC Coach of the Year: Dan Reeves (Football News, Kansas City 101 Club). NFL Rookie of the Year: Mike Croel (Bert Bell Award-World Almanac, Pro Football Weekly, Washington Touchdown Club, Pro-Set). AFC Defensive Rookie of the Year: Mike Croel (AP, College and Pro Football Newsweekly). NFL All-Rookie: Mike Croel (Football News, Pro Football Weekly, College and Pro Football Newsweekly, Football Digest), Reggie Johnson (Pro Football Digest), Keith Traylor (Pro Football Weekly, Football Digest), Earl Hartman Awards (Broncos Most Valuable Players): John Elway, Dennis Smith, Alton Montgomery. Bob Peck Memorial Award (Most Inspirational Player): Kenny Walker. Bob Martin Award (For cooperation with local media): Greg Kragen.

1990 — Pro Bowl: Steve Atwater, Bobby Humphrey, Dennis Smith. All-NFL: Steve Atwater (College and Pro Football Newsweekly-second team), Mike Horan (College and Pro Football Newsweekly-second team). All-AFC: Steve Atwater (UPI, Football News), Mike Horan (UPI-second team, Football News), Hartman Award (Broncos Most Valuable Players): Bobby Humphrey, Steve Atwater, Kevin Clark. Bob Peck Memorial Award (Most Inspirational Player): Keith Kartz. Bob Martin Award (for cooperation with media): Mark Jackson. Bob Martin Award (For cooperation with local media): Mark Jackson.

1989 — Pro Bowl: Greg Kragen, Karl Mecklenburg, Dennis Smith, David Treadwell. All-NFL: Mike Horan (College and Pro Football Newsweekly — second team), Karl Mecklenburg (AP, Pro Football Weekly, Sports Illustrated, NEA-World Almanac, Football Digest), Dennis Smith (AP-second team). All AFC: Greg Kragen (Pro Football Weekly), Karl Mecklenburg (UPI, Pro Football Weekly, Football News), Dennis Smith (Pro Football Weekly, UPI-second team), David Treadwell (UPI, Pro Football Weekly, Football News). NFL Rookie of the Year: Bobby Humphrey (Touchdown Club of Washington, D.C.). NFL Offensive Rookie of the Year: Bobby Humphrey (NFL Players Association). NFL Defensive Rookie of the Year: Steve Atwater (Football Digest). AFC Offensive Rookie of the Year: Bobby Humphrey (Mackey Award). NFL All-Rookie: Steve Atwater (UPI, Pro Football Weekly, PFWA, College and Pro Football Newsweekly, Football Digest), Bobby Humphrey (UPI, Pro Football Weekly, PFWA, College and Pro Football Newsweekly), David Treadwell (Football Digest), Doug Widell (College and Pro Football Newsweekly, Football Digest). Colorado Sports Hall of Fame Pro Athlete of the Year: Bobby Humphrey. Hartman Award Winners: Bobby Humphrey, Dennis Smith, David Treadwell. Bob Peck Memorial Award (Most Inspirational Player): Marc Munford

1988 — Pro Bowl: Mike Horan. All-NFL: Mike Horan (AP, PFWA, The Sporting News, College and Pro Football Newsweekly, Sports Illustrated, World Almanac second team). All-AFC: Mike Horan (UPI, Football News). NFL All-Rookie: Gerald Perry (UPI, Football Digest). Hartman Award Winners: John Elway and Sammy Winder, Simon Fletcher, Ken Bell. Bob Peck Memorial Award (Most Inspirational Player): Keith Bishop and Billy Bryan.

1987 — Pro Bowl: Keith Bishop, John Elway, Karl Mecklenburg. All-NFL: Keith Bishop (Sports Illustrated, NEA-second team), John Elway (The Sporting News, NEA, AP-second team), Karl Mecklenburg (NEA, AP-second team). All-AFC: Keith Bishop (UPI-second team), John Elway (UPI, Pro Football Weekly, Football News), Rulon Jones (UPI-second team), Karl Mecklenburg (UPI, Pro Football Weekly, Football News) NFL Most Valuable Player: John Elway (AP). AFC Most Valuable Player: John Elway (NFLPA). AFC Player of the Year: John Elway (Football News). AFC Offensive Player of the Year: John Elway (UPI, Kansas City 101 Club). NFL All-Rookie: Ricky Nattiel (UPI, College and Pro Football Newsweekly, Football Digest, PFWA, Pro Football Weekly). Hartman Award Winners: John Elway, Karl Mecklenburg, Ken Bell. Bob Peck Memorial Award (Most Inspirational Player): Keith Bishop.

1986 — Pro Bowl: Keith Bishop, John Elway, Rulon Jones, Karl Mecklenburg, Dennis Smith, Sammy Winder. All-NFL: John Elway (AP-honorable mention), Keith Bishop (AP-honorable mention), Mike Harden (AP-honorable mention), Rulon Jones (AP, Pro Football Weekly, Sports Illustrated, PFWA, The Sporting News, Football News, Football Digest, NEA-second team), Karl Mecklenburg (AP, Pro Football Weekly, Sports Illustrated, PFWA, The Sporting News, Football News, Football Digest, NEA), Dennis Smith (AP-honorable mention, Football News second team, NEA). All-AFC: Keith Bishop (UPI-second team, Football News), John Elway (UPI-second team), Rulon Jones (UPI, Pro Football Weekly, Football News), Karl Mecklenburg (UPI, Pro Football Weekly, Football News). Dennis Smith (Pro Football Weekly), Gerald

ALL TIME HONORS (Continued)

Willhite (UPI-second team). AFC Defensive Player of the Year: Rulon Jones (UPI). AFC Player of the Year: Karl Mecklenburg (Football News). Colorado Sports Hall of Fame King of the Hill award: John Elway. Seattle Gold Helmet Award (Professional Football Player of the Year): John Elway. Hartman Award Winners: John Elway, Mike Harden, Darren Comeaux. Bob Peck Memorial Award (Most Inspirational Player): Tom Jackson.

1985 — Pro Bowl: Rulon Jones, Karl Mecklenburg, Dennis Smith, Louis Wright. All-NFL: John Elway (AP-honorable mention), Rulon Jones (AP-2nd team, The Sporting News, Sports Illustrated), Karl Mecklenburg (AP, Sports Illustrated, PFWA, The Football News, NEA), Dennis Smith (AP-honorable mention), Louis Wright (AP honorable mention). All-AFC: Rulon Jones (UPI), Karl Mecklenburg (UPI), Dennis Smith (UPI-2nd team), Louis Wright (UPI). Hartman Award Winners: John Elway, Rulon Jones, Daniel Hunter. Bob Peck Memorial Award (Most Inspirational Player): Tom Jackson.

1984 — Pro Bowl: Sammy Winder. All-NFL: Tom Jackson (CPFW-2nd team), Dennis Smith (Pro Football Weekly, CPFW-2nd team), Louis Wright (The Sporting News, Sports Illustrated, Pro Football Weekly, NEA-2nd team, CPFW-2nd team). All-AFC: Tom Jackson (Pro Football Weekly, UPI-2nd team), Dennis Smith (Pro Football Weekly, UPI-2nd team), Sammy Winder (UPI-2nd team), Louis Wright (Pro Football Weekly, UPI-2nd team). All-Rookie: Winford Hood (UPI), Clarence Kay (PFWA, Pro Football Weekly). Colorado Sports Hall of Fame Pro Athlete of the Year: Tom Jackson. Hartman Award Winners: Steve Watson, Louis Wright, Ken Woodard. Bob Peck Memorial Award (Most Inspirational Player): Tom Jackson Coach of the Year: Dan Reeves (NFL-Sports Illustrated, Pro Football Weekly, College and Pro Football Newsweekly, AFC-Kansas City 101 Club, Football News.)

1983 — Pro Bowl: Randy Gradishar, Louis Wright (DNP). All-NFL: Randy Gradishar (AP-2nd team), Louis Wright (NEA, CPFW-2nd team). All-AFC: Randy Gradishar (UPI-2nd team). Hartman Award Winners: Steve Watson, Randy Gradishar, Ken Woodard. Bob Peck Memorial Award (Most Inspirational Player): Tom Jackson.

1982 — Pro Bowl: Randy Gradishar, Luke Prestridge, Rick Upchurch. All-NFL: Randy Gradishar (Football Digest), Luke Prestridge (AP, Football Digest), Rick Upchurch (AP, Football Digest). All-AFC: Randy Gradishar (UPI), Luke Prestridge (UPI). Hartman Award Winners: Billy Bryan, Louis Wright, Rick Upchurch and Rob Lytle. Bob Peck Memorial Award (Most Inspirational Player): Tom Jackson.

1981 — Pro Bowl: Randy Gradishar, Bob Swenson, Billy Thompson, Steve Watson. All-NFL: Bob Swenson (AP, NEA, The Sporting News), Randy Gradishar (AP 2nd team, NEA-2nd team, Pro Football Weekly, The Sporting News). All-AFC: Randy Gradishar (UPI), Billy Thompson (UPI), Steve Watson (UPI), Bob Swenson (UPI-2nd team), Louis Wright (UPI-2nd team). Hartman Award Winners: Steve Watson, Bob Swenson, Jim Ryan. Bob Peck Memorial Award (Most Inspirational Player): Tom Jackson.

1980 — All NFL: Randy Gradishar (The Sporting News), Fred Steinfort (Pro Football Weekly, The Sporting News). All-AFC: Fred Steinfort (UPI). Pro Football Weekly Golden Toe Award: Fred Steinfort. Hartman Award Winners: Bill Bryan, Randy Gradishar, Fred Steinfort.

1979 — Pro Bowl: Randy Gradishar, Tom Jackson, Rick Upchurch, Louis Wright. All-NFL: Randy Gradishar (PFWA, Pro Football Weekly, AP-2nd team), Rich Upchurch (PFWA, Pro Football Weekly, AP-2nd team), Louis Wright (AP, NEA, PFWA, Pro Football Weekly). All-AFC: Randy Gradishar (Pro Football Weekly, The Sporting News, UPI-2nd team), Bob Swenson (UPI-2nd team), Bill Thompson (UPI), Rick Upchurch (Pro Football Weekly), Louis Wright (UPI, Pro Football Weekly, The Sporting News). Hartman Award Winners: Craig Morton, Bob Swenson, Larry Canada.

1978 — Pro Bowl: Lyle Alzado, Randy Gradishar, Tom Jackson, Riley Odoms, Bill Thompson, Rick Upchurch, Louis Wright. All-NFL: Lyle Alzado (AP), Randy Gradishar (AP, PFWA, PFW, NEA), Tom Jackson (AP), Rick Upchurch (AP, PFWA, PFW), Louis Wright (AP, PFWA, PFW, NEA). All-AFC: Lyle Alzado (UPI, PFW, TSN), Steve Foley (UPI), Randy Gradishar (UPI, PFW, TSN), Tom Jackson (UPI), Bill Thompson (UPI, PFW, TSN), Rick Upchurch (PFW), Louis Wright (UPI, PFW, TSN). NFL Defensive Player of the Year: Randy Gradishar (AP, PFW, NEA). AFC Defensive Player of the Year: Randy Gradishar (UPI, Kansas City 101 Club). Colorado Sports Hall of Fame Pro Athlete of the Year: Randy Gradishar. Hartman Award Winners: Riley Odoms, Randy Gradishar, Maurice Harvey.

1977 — Pro Bowl: Lyle Alzado, Randy Gradishar, Tom Jackson, Billy Thompson, Louis Wright. All-NFL: Lyle Alzado (AP, UPI, PFW), Randy Gradishar (AP, UPI, PFW), Tom Jackson (AP, UPI, PFW), Billy Thompson (AP). All-AFC: Louis Wright (PFW), Billy Thompson (PFW). AFC Defensive Player of the Year: Lyle Alzado (Kansas City 101 Club). Colorado Sports Hall of Fame Pro Athlete of the Year: Craig Morton. Hartman Award Winners: Craig Morton, Tom Jackson, Rick Upchurch. NFL Coach of the Year: Red Miller (AP, UPI, PFW, TSN, Football Digest, Washington Touchdown Club, Kansas City 101 Club, Columbus Touchdown Club).

1976 — Pro Bowl: Rich Upchurch, Otis Armstrong. All-NFL: Rick Upchurch. Hartman Award Winners: Riley Odoms, Tom Jackson, Rick Upchurch.

1975 — Pro Bowl: Randy Gradishar, Riley Odoms. All-Pro: Riley Odoms. Hartman Award Winners: Bobby Maples, Lyle Alzado, Jim Turner.

1974 — Pro Bowl: Otis Armstrong, Riley Odoms. All-Pro: Riley Odoms, Otis Armstrong. Hartman Award Winners: Otis Armstrong, Tom Jackson, Ken Criter.

1973 — Pro Bowl: Floyd Little, Haven Moses, Paul Smith, Riley Odoms. All-Pro: Riley Odoms. Hartman Award Winners: Charley Johnson, Paul Smith. Colorado

ALL TIME HONORS (Continued)

Sports Hall of Fame Pro Athlete of the Year: Paul Smith. AFC Coach of the Year: John Ralston (AP, UPI, PFWA, Kansas City 101 Club).

1972 — Pro Bowl: Floyd Little, Paul Smith. Colorado Sports Hall of Fame Pro Athlete of the Year: Floyd Little.

1971 — Pro Bowl: Floyd Little, Rich Jackson.

1970 — Pro Bowl: Rich Jackson, All-Pro: Rich Jackson. Colorado Sports Hall of Fame Pro Athlete of the Year: Rich Jackson.

1969 — All-AFL: Floyd Little, Rich Jackson. AFL All-Star Game: Rich Jackson, Al Denson, Mike Current, George Goeddeke, Floyd Little, Dave Costa.

1968 — All-AFL: Rich Jackson. AFL All-Star Game: Floyd Little, Dave Costa, Rich Jackson.

1967 — AFL All-Star Game: Al Denson, Larry Kaminski, Dave Costa, Nemiah Wilson.

1966 — All-AFL: Bob Scarpitto. AFL All-Star Game: Bob Scarpitto, Jerry Sturm, Goose Gonsoulin, John Bramlett.

1965 — All-AFL: Cookie Gilchrist, Lionel Taylor, Eldon Danenhauer. AFL All-Star Game: Eldon Danenhauer, Cookie Gilchrist.

1964 — All-AFL: Willie Brown, AFL All-Star Game: Willie Brown, Jerry Sturm, Goose Gonsoulin, Jim Fraser.

1963 — All-AFL: Goose Gonsoulin. AFL All-Star Game: Bud McFadin, Goose Gonsoulin.

1962 — All-AFL: Bud McFadin, Goose Gonsoulin, Eldon Danenhauer, Bob Zeman, AFL All-Star Game: Eldon Danenhauer, Bud McFadin, Gene Mingo, Bob Zeman, Goose Gonsoulin, Jim Fraser, Lionel Taylor, Frank Tripucka. AFL Coach of the Year: Jack Faulkner (AP UPI).

1961 — All-AFL: Lionel Taylor, Bud McFadin. AFL All-Star Game: Bud McFadin, Ken Adamson. Goose Gonsoulin, Don Stone.

1960 — All-AFL: Lionel Taylor, Bud McFadin, Goose Gonsoulin.

ALL-TIME DRAFT CHOICES

1960 (First selections) — Harry Ball, T. Boston College; Charley Britt, QB, Georgia; Dave Canary, E, Cincinnati; Paul Candro, HB, Boston U.; Bill Carrico, G, N. Texas St.; Larry Cundiff, C, Mich. State; Bernard Darre, T, Tulane; Roger Davis, T, Syracuse; Lonnie Dennis, G, Brig. Young; John Dingsen T-G, Detroit; Maurice Duke, G, Texas; Mike Dowdle, FB, Texas; Wayne Hawkins, T, COP; Gary Huber, C, Miami (0); Dave Hudson, E, Florida; Claude King, QB, Houston; Don Knoch, FB, N. Carolina; Roger LeClerc, C, Trinity; Dean Look, QB, Mich. State; Bill Mathis, HB, Clemson; Ken McNeece, T-G, San Jose St.; James Monroe, QB, Arkansas; Ray Norton, HB, San Jose St.; Robert Rosbaugh, HB, Miami (Fla.); Mel Semenko, E, Colorado; Lebron Shields, T, Tennessee; Jack Spikes, FB, TCU; Howard Turley, E, Louisville; Jim Walden, QB, Wyoming; Willie West, HB, Oregon; John Willener, G, Oregon; Bob Yates, T, Syracuse; Ken Young, E, Valparaiso; Bob Zimpter, T-G, Bowling Gr.

1960 (Second selections) — Mel Branch, T-G, LSU; Ronnie Cain, E, Kentucky; Jack Campbell, E, Toledo; Tom Chapman, E, Detroit; LaVelle Coleman, HB, West Mich.; Jim Colvin, T-G, Houston; Teddy Foret, T-G, Auburn; Bobby Green, HB, Florida; Jack Hanlon, HB, Penn.; G. Hershberger, T-G, Wichita; Sam Homer, HB, VMI; Bob Hudson, E, Lamar Tech; Vic Jones, HB, Indiana; Billy Luplow, T-G, Arkansas; George Phelps, HB, Cornell C. Ia.; Tom Roberts, T-G, Georgia Tech; Sam Stenger, C, Denver; Olin Treadway, QB, Iowa; John Wilkins, T-G, So. California; Emmet Wilson, T-G, Georgia Tech.

1961 — 1, Bob Gaiters, HB, N. Mex. St. 2, Jerry Hill, HB, Wyoming. 3, Chas. Strange, C, LSU. 4, Roland McDole, T, Nebraska. 4a, (NY), Sonny Davis, E, Baylor. 5, Charles Cowan, E, NM H'lds. U. 6, Dale Evans, HB, Kansas State. 7, Pat Patchen, E, Florida. 9, Phil Nugent, QB, Tulane. 10, Chas. Sturgeon, HB, Kentucky. 11, John Simko, E, Augustana. 12, Jerry Miller, E, H. Payne. 13, Ron Greene, G, Wash. St. 14, Bill Cooper, FB, Muskingum. 15, Willie Crafts, G, Texas A&I. 16, Jim Larkin, T, Hillsdale. 17, Chuck Weiss, FB, Colorado. 18, Chick Graning, H B, Georgia Tech. 19, John Hobbs, G, Maryland St. 20, Buck McLeod, T, Baylor. 21, Jim Morgan, HB, Iowa St. Tech. 22, Tom Hackler, E, Tenn. Tech. 23, Tom Jewell, T, Idaho St. 24, E. A. Simms, E, N. Mex. St. 25, Pete Samms, T, Central Okla. 26, Sam Smith, HB, Florence St. 27, Donald Olson, HB, Nebraska. 28, Wayne Lee, G, Colo. St. Col. 29, Archie Cobb, T, Nebraska. 30, Dave Mills, HB, NE Mo. St. Tech.

1962 — 1, Merlin Olsen, T, Utah St. 2, Jerry Hillebrand, E, Colorado. 3, Charles Holmes, FB, Maryland St. 4, John Furman, QB, Texas Western. 7, John McGeever, HB, Auburn. 8, Elbert Harris, HB, S.E. Louisiana. 9, Larry Jenson, C, Furman. 10, Gale Weidner, QB, Colorado. 11, Mike Kline, G, Oregon St. 13, Bob Cegelski, C, Montana St. 14, Sonny Gibbs, QB, TCU. 15, Bill Loudin, G, Benedict Coll. 16, Gary Ballman, HB, Mich. St. 17, Jerry Tarr, E, Oregon. 18, Pete Schenk, E, Washington St. 20, Mike Martin, E, Washington St. 21, Jim Perkins, T, Colorado. 22, Don Kasso, HB, Oregon St. 23, Ken Tureaud, HB, Michigan. 24, Neil Thomas, G, Hillsdale. 25, Dave Edwards, E, Auburn. 26, Jim Roberts, T, Mississippi. 27, A. VonSonn, C, UCLA. 28, Paul Holmes, T, Georgia. 29, Lynn Hoyem, C, Long Beach St. 30, Walter Mince, HB, Arizona. 31, Bill Williamson, T, Bakersfield JC. 32, Vester Flanagan, T, Humboldt St. 33, Duane Allen, E, Mt. S.A. Coll. 34, S. Stonebraker, E, Detroit.

1963 — 1, Kermit Alexander, HB, UCLA. 2a, (NY), Ray Poage, FB, Texas. 2b, Tom Nomina, T, Miami (0.). 3, Tommy Janik, HB, Texas A&I. 4, Lou Slaby, LB, Pittsburgh.

ALL TIME DRAFT CHOICES (Continued)

5, Ray Mansfield, C, Washington. 6, Anton Peters, T, Florida. 7a, (San Diego), M. Slaughter, QB, Louisiana Tech. 7b, Paul Flatley, E, Northwestern. 8a, (Buf.), H. Dixon, FB, Florida A&M. 8b, John Griffin, HB, Memphis St. 9, Marv Fleming, E, Utah. 10a, Lonnie Sanders, HB, Michigan St. 10b, (Hous.), Pat Richter, E, Wisconsin. 11, Billy Joe, FB, Villanova. 12, John Gamble, E, U. of Pacific. 13, James Maples, C, Baylor. 15, W. Freeman, E, North Texas. 1.6, David Crossan, G, Maryland. 17, Bob Paremore, HB, Florida A&M. 18, Charles Mitchell, HB, Washington. 19a, Frank Baker, FB, Toledo. 19b, (Dallas), Bruce Starling, HB, Florida. 20, Dan Grimm, G, Colorado. 21, Ross Nolan, E, NE Louisiana. 22, Dave Mathiesen, QB, Washington St. 23, Billy Mooty, HB, Arkansas. 24, C. B. Simons, LB, Stanford. 25, Forest Farmer, LB, Purdue. 26, Monte Day, T, Fresno St. 27, John Sellers, T, Bakersfield JC. 28, Bill Reddell, HB, Occidental. 29, Kern Carson, HB, San Diego St.

1964 — 1, Bob Brown, T, Nebraska. 3, Marv Woodson, DB, Indiana. 3a, Matt Snorton, DE-E, Michigan St. 6, Don Shackelford, T, Pacific. 6a, Al Denson, FL, Florida A&M. 7, Ray Kubala, C-T, Texas A&M. 7a, Jerry Richardson, LB, W. Texas St. 8, W. Hilgenberg, G-LB, Iowa. 9, John Mims, T, Rice. 12, Paul Krause, DB, Iowa. 13, Charley Parker, G, So. Mississippi. 14, Bob Hayes, HB, Florida A&M. 15, Chuck Logan, E, Northwestern. 16, Bob Cherry, E, Wittenburg. 17, J. McNaughton, E, Utah St. 18, George Mira, QB, Miami. 19, Odell Barry, FL, Findlay. 21, Dick Herzing, T, Drake. 22, Gary Lewis, H B, Arizona St. 23, Ken Brusvan, T, Oregon St. 24, Mickey Bitsko, LB, Dayton. 25, Jim Jones, E, Wisconsin. 26, Bob Berry, QB, Oregon.

1965 — 2, Dick Butkus, LB, Illinois. 3, Glen Ressler, C, Penn St. 4, Geo. Donnelly, DB, Illinois. 5a, Bob Breitenstein, T, Tulsa. 5b, Max Leetzow, DT, Idaho. 6, Tom Wilhelm, T, Syracuse. 7, Jim Garcia, DE, Purdue. 8, John Holman, G, Wisconsin. 9, Gary Bussell, DB, Georgia Tech. 10, Gene Jeter, LB, AM&N. 11, Tom Vaughan, HB, Iowa St. 12, Tom Myers, QB, Northwestern. 13, Mike Strofalino, LB, Villanova. 14, John Frick, G, Ohio U. 15, Jeff Jordan, DB, Tulsa. 16, Brian Schweda, T, Kansas. 18, Larry Dupree, H B, Florida. 19, R. Oelschlagel, HB, Kansas. 20, Terry Metchner, G, Albion.

1966 — 1, Jerry Shay, T, Purdue. 2, Freeman White, E, Nebraska. 3, Bob Hadrick, E, Purdue. 4, Randy Johnson, QB, Texas A&I. 5, Billy Clay, DB, Mississippi. 6, James Fulgham, T, Minnesota. 7, Jerry Jone, G, Bowling Green. 7a, (Buf.), Scotty Glacken, QB, Duke. 8, Goldie Sellers, DB, Grambling. 9, Ron Sbranti, LB, Utah St. 10, Larry Cox, T, Abilene CC. 11, James Burns, G, Northwestern. 13, Eric Crabtree, DB, Pittsburgh. 14, Fred Forsberg, DT, Washington. 15, Mike Ringer, DB, Oklahoma. 16, Frank Rogers, K, Colorado. 17, Gary Eickman, DE, Illinois. 18, Tom Talaga, T, Notre Dame. 19, Tom Coughlin, DE, Miami. 20, Cliff Hysell, T, Montana St.

1967 — 1, Floyd Little, HB, Syracuse. 2, Thomas Beer, TE, Houston. 3a, Mike Current, T, Ohio State. 3b, Geo. Goeddeke, C, Notre Dame. 4, C. Cunningham, DE, Houston. 5a, Fran Lynch, FB, Hofstra. 5b, John Huard, LB, Maine. 6, Neal Sweeney, E, Tulsa. 7, Frank Richter, G, Georgia. 8, Tom Cassese, E, C. W. Post. 9, James Summers, DB, Michigan St. 10, Paul Krause, QB, Duquesne. 11, Lou Andrus, DE, Brigham Young. 13, Dennis Furjanic, DE, Houston. 14, Tom Francisco, HB, Virginia Tech. 15, Donald Smith, G, Florida A&M. 16, Jack Lentz, QB, Holy Cross. 17, W. Valley, Jr., T, Oregon St.

1968 — 2, Curley Culp, DE, Arizona St. 3a, Garrett Ford, RB, West Virginia. 3b, (KC.), Robert Vaughan, T, Mississippi. 4b, (Miami), Gordon Lambert, LB, Tenn. Martin. 4c, (K.C.), Drake Garrett, DB, Michigan St. 4d, (Cincy), Gus Holloman, DB, Houston. 8, Steve Holloway, DB, Weber St. 9, Paul Smith, LB, New Mexico. 10, Bob Langford, T, Middle Tenn. 12, Robert Hendrix, T, Mississippi. 13, Charles Greer, DB, Colorado. 14, Marlin Briscoe, RB, Omaha. 15, Jeff Kuhlman, LB, Vermont. 16, Adin Brown, LB, William & Mary. 17, Steve Grady, RB, So. California.

1969 — 2, Grady Cavness, DB, Texas-El Paso. 3, Bill Thompson, DB, Maryland St. 4a, Mike Schnitzer, LB, Colorado (From Boston thru K.C.). 4b, Edward Hayes, DB, Morgan St. 5, Frank Quayle, RB, Virginia. 6a, (Buf.), Wandy Williams, RB, Hofstra. 6b, Mike Coleman, RB, Tampa. 7, Al Giffin, TE, Auburn. 9, Henry Jones, RB, Grambling. 10, Jim Smith, DB, Utah St. 11, Alan Pastrana, QB, Maryland. 12, Wes Plummer, DB, Arizona St. 13, John Sias, SE, Georgia Tech. 14, Gary Crane, LB, Arkansas St. 15, Errol Kahoun, G, Miami (0.). 16, Billy Woods, DB, No. Texas St. 17, Buster O'Brien, QB, Richmond.

1970 — 1, Bob Anderson, RB, Colorado. 2, Alden Roche, DE, Southern. 3, John Kohler, T, South Dakota. 4, Jerry Hendren, WR, Idaho. 5, Bill McKay, LB, Purdue. 6, John Mosier, TE, Kansas. 7, R. Montgomery, CB, Weber St. 8, (KC), L. Porter, RB, Southern. 9, D. Washington, LB, Alcorn A&M. 10, M. Fullertcn, DT, Tuskegee inst. 11, Cleve Bryant, DB, Ohio University. 12, Greg Jones, RB, Wisconsin St. 13, Jim McKay, CB, Parsons College. 14, Jeff Slipp, LB, Brigham Young. 15, Maher Barakat, K, So. Dakota Tech. 16, Bob Stewart, QB, Northern Ariz. 17, Frank Kalfoss, K, Montana St.

1971 — 1, M. Montgomery, OT, So. California. 2, Dwight Harrison, WR, Texas A&I. 4a, Lyle Alzado, DE, Yankton Col. 4b, C. Johnson, CB, Alcorn A&M. 6, Howard Phillips, C, Michigan St. 7, Doug Adams, CB, Ohio St. 8, Tom Beard, LB, Michigan St. 9, John Handy, LB, Purdue. 10, Carlis Harris, WR, Idaho St. 11, Roger Roitsch, DT, Rice. 12, Floyd Franks, WR, Mississippi. 13, Craig Blackford, QB, Evansville. 14, Tommy Lyons, C, Georgia. 15, Lawrence James, RB, Norfolk St. 16, Steve Thompson, DT, Minnesota. 17, Jack Simcsak, P-K, Virginia Tech.

1972 — 1, Riley Odoms, TE, Houston. 3, Bill Phillips, LB, Arkansas St. 4, (Minn.), Tom Graham, LB, Oregon. 5, (Phila.), Jim Krieg, WR, Washington. 8, Ronnie Estay, LB, LSU. 9, Floyd Priestler, DB, Boston U. 10, Richard Wilkins, DE, Maryland St. 11, Larry Brunson, WR, Colorado. 12, R. McDougall, DB, Weber St. 13, Bob Warner, RB, Bloomsburg St. 14, Jerome Kunchich, G, UTEP. 15, Skip Parmenter, DT,

ALL TIME DRAFT CHOICES (Continued)

Massachusetts. 16, Tom Bougus, RB, Boston College. 17, Lou Harris, RB, Southern California.

1973 — 1, Otis Armstrong, RB, Purdue. 2, Barney Chavous, DE, S. Carolina St. 3a, Paul Howard, OG, Brigham Young. 3b, John Wood, DT, LSU. 4, Tom Jackson, LB, Louisville. 5, Charles McTorry, DB, Tennessee St. 7a, Mike Askea, OT, Stanford. 7b, John Grant, DE, So. California. 9, Lyle Blackwood, DB, Texas Christian. 10, Al Marshall, WR, Boise State. 11, Elton Brown, DT, Utah State. 12, Jim O'Malley, LB, Notre Dame. 1 3a, Ed Smith, DE, Colorado Col. 1 3b, Ed White, RB, Tulsa. 14, John Hufnagel, QB, Penn State. 15, Calvin Jones, DB, Washington. 16a, Oliver Ross, RB, Alabama A&M. 16b, Ken Muhlbeier, C, Idaho State. 17, Kenneth Morgan, TE, Elon College.

1974 — 1, Randy Gradishar, LB, Ohio State. 2, Carl Wafer, DT, Tenn. State. 3, Claude Minor, T, San Diego St. 4, Ozell Collier, CB, Colorado. 6a, John Winesberry, WR, Stanford. 10, Charlie Johnson, CB, Southern. 11, Steve Buchanan, RB, Holy Cross. 12, Larry Cameron, LB, Alcorn A&M. 13, John Clerley, DT, Fort Valley St. 14, Rick Marks, DS, No. Illinois. 15, Piel Pennington, QB, U. of Mass. 16, Darrell Austin, T, So. Carolina. 17, Boyd Brown, TE, Alcorn A&M.

1975 — 1, Louis Wright, CB, San Jose St. 2, Charlie Smith, DE, N. Carolina Cen. 3a, (N.Y.G.), Mike Frankowiak, QB-KS, Central Mich. 3b, Drew Mahalic, LB, Notre Dame. 4a, (KC) Steve Taylor, DB, Georgia. 4b, Rick Upchurch, WRSpec., Minnesota. 5a, Stan Rogers, T, Maryland. 5b, Rubin Carter, DT, Miami (Fla.). 8, Steve Foley, S-QB, Tulane. 9, Russell Williams, DB, Arizona. 10, (KC), Hank Englehardt, C, Pacific. 10, Steve Haggerty, WR, Nev.-Las Vegas. 12, Harry Walters, LB, Maryland. 13, Eric Penick, RB, Notre Dame. 14, Jerry Arnold, G, Oklahoma. 15, Ken Shelton, TE, Virginia. 16, Bubba Bridges, DT, Colorado. 17, Lester Sherman, Ret. Spec., Albany St.

1976 — 1, Tom Glassic, G, Virginia. 2, Kurt Knoff, S, Kansas. 4, Craig Penrose, QB, San Diego St. 5, Lonnie Perrin, RB, Illinois. 8, James Betterston, RB, North Carolina. 9a, Jim Czirr, C, Michigan. 9b, (St. Louis), Jim Lisko, LB, Arkansas St. 10, Art Gilliam, DE, Grambling. 11, Greg Pittman, LB, Iowa St. 12, Randy Moore, DT, Arizona St. 13, Donnie McGraw, CB, Houston. 14, Larry Evans, LB, Mississippi Col. 15, Wilbur Summers, KS, Louisville. 16, John Huddleston, LB, Utah. 17, Randy Cozens, LB, Pittsburgh.

1977 — 1, Steve Schindler, G, Boston College. 2, Rob Lytle, RB, Michigan. 4, Bill Bryan, C, Duke. 7, Larry Swider, P, Pittsburgh. 8, Calvin Culliver, RB, Alabama. 9, Charles Jackson, NT, Washington. 10, Orna Middlebrook, WR, Arkansas State. 11, Phil Heck, L, B, California. 12, Scott Levenhagen, TE, Western Illinois.

1978 — 1, Don Latimer, DT, Miami (Fla.). 2, Bill Gay, TE, USC. 8, Frank Smith, OT, Alabama A&M. 10, Vince Kinney, WR, Maryland. 11, Lacy Brumley, OT, Clemson.

1979 — 1, Kelvin Clark, T, Nebraska. 3, Bruce Radford, DE, Grambling. 4, Charles Jefferson, DB, McNeese State. 5, Rick Leach, QB, Michigan. 6, Jeff McIntyre, LB, Arizona State. 7, Luke Prestridge, P, Baylor. 9, Charley Taylor, WR, Rice. 11, Zachary Dixon, RB, Temple. 12, David Jacobs, K, Syracuse.

1980 — 2, Rulon Jones, DE, Utah State. 3, Larry Carter, DB, Kentucky. 4, Rick Parros, RB, Utah State. 5a, Mike Harden, S, Michigan. 5b, Laval Short, NT, Colorado. 6, Keith Bishop, G, Baylor. 7, John Havekost, G, Nebraska. 8, Don Coleman, WR, Oregon. 9, Greg Bracelin, LB, California. 10, Virgil Seay, Ret. Spec., Troy State. 11, Phil Farris, WR, North Carolina.

1981 — 1, Dennis Smith, S, Southern California. 2, Clay Brown, TE, Brigham Young. 4, Mark Hermann, QB, Purdue. 5, Ken Lanier, T, Florida State. 6, Alvin Lewis, RB, Colorado State. 7, Steve Busick, LB, Southern California. 9, Rusty Olsen, DE, Washington. 11, Pat Walker, WR, Miami (Fla.). 12a, John Hankerd, LB, Notre Dame. 12b, Mandel Robinson, RB, Wyoming.

1982 — 1, Gerald Willhite, RB, San Jose State. 2, Orlando McDaniel, WR, Louisiana State. 4, Dan Plater, WR, Brigham Young. 5, Sammy Winder, RB, Southern Mississippi. 7, Alvin Ruben, DE, Houston. 9, Keith Uecker, T, Auburn. 10, Ken Woodard, LB, Tuskegee Institute. 11, Stuart Yatsko, G, Oregon. 12, Brian Clark, G, Clemson.

1983 — 1, Chris Hinton, G, Northwestern. 2, Mark Cooper, T, Miami (Fla.). 3, Clinton Sampson, WR, San Diego State. 5a, Weedy Harris, LB, Houston. 5b, Bruce Baldwin, CB, Harding. 6, Victor Hefflin, CB, Delaware State. 7, Myron Dupree, CB, North Carolina Central. 8, Gary Kubiak, QB, Texas A&M. 9, Brian Hawkins, CB, San Jose State. 10, Walt Bowyer, DE, Arizona State. 11, Don Bailey, C, Miami (Fla.). 12, Karl Mecklenburg, NT/DE, Minnesota.

1984 — 2, Andre Townsend, NT/DE, Mississippi. 3, Tony Lilly, S, Florida. 4, Randy Robbins, CB, Arizona. 6, Aaron Smith, LB, Utah State. 7, Clarence Kay, TE, Georgia. 8a, Win, ford Hood, G, Georgia. 8b, Scott Garrett, NT, Washington. 9, Chris Brewer, RB, Arizona. 10, Bobby Micho, TE, Texas. 11, Gene Lang, RB, Louisiana State. 12, Murray Jarman, WR, Clemson.

1984 Supplemental Draft — 1, Freddie Gilbert, DE, Georgia. 2, Richard Massey, WR, Kentucky. 3, Reggie Smith, T, Kansas.

1985 — 1, Steve Sewell, RB, Oklahoma. 2a, Vance Johnson, WR, Arizona. 2b, Simon Fletcher, DE, Houston. 4, Keli McGregor, TE, Colorado State. 5, Billy Hinson, G, Florida. 7, Dallas Cameron, NT, Miami (Fla.). 8, Eric Riley, CB, Florida State. 9, Daryl Smith, CB, North Alabama. 1 Oa, Buddy Funck, QB, New Mexico. 1 Ob, Ron Anderson, LB, Southern Methodist. 11, Gary Rolle, WR, Florida. 12, Dan Lynch, G, Washington State.

ALL TIME DRAFT CHOICES (Continued)

1986 — 4, Jim Juriga, G. Illinois. 5, Tony Colorito, NT, Southern California. 6a, Orson Mobley, TE, Salem College (W.V.). 6b, Mark Jackson, WR, Purdue. 7, Ray Phillips, LB, North Carolina State. 8, Bruce Klostermann, LB, South Dakota State. 9, Joe Thomas, WR, Mississippi Valley State. 10, Victor Hall, TE, Jackson State. 11, Thomas Dendy, RB, South Carolina.

1987 — 1, Ricky Nattiel, WR, Florida. 3, Michael Brooks, LB, Louisiana State. 4, Marc Munford, LB, Nebraska. 6, Warren Marshall, RB, James Madison. 7, Wilbur Strozier, TE, Georgia. 8, Dan Morgan, G, Penn State. 9, Bruce Plummer, CB, Mississippi State. 10, Rafe Wilkinson, LB, Richmond. 11a, Steve Roberts, DE, Washington. 11 b, Tommy Neal, RB, Maryland. 12, Tyrone Braxton, CB, North Dakota State.

1988 — 1, Ted Gregory, NT, Syracuse. 2, Gerald Perry, T, Southern. Kevin Guidry, CB, Louisiana State. 5, Corris Ervin, CB, Central Florida. 7a, Pat Kelly, TE, Syracuse. 7b, Gary Frank, G, Mississippi State. 9, Mel Farr, Jr., RB, UCLA. 10, Channing Williams, RB, Arizona. 11, Richard Calvin, RB, Washington State. 12, Johnny Carter, NT, Grambling.

1989 — 1, Steve Atwater, S, Arkansas. 2a, Doug Widell, G/T, Boston College. 2b, Warren Powers, DE, Maryland. 3, Darrell Hamilton, T, North Carolina. 4, Richard McCullough, DE, Clemson. 5, Darren Carrington, CB, Northern Arizona. 6, Anthony Stafford, WR, Oklahoma. 7, Melvin Bratton, RB, Miami (Fla). 8, Paul Green, TE, Southern California. 9a, Monte Smith, G, North Dakota. 9b, Wayne Williams, RB, Florida. 10, Anthony Butts, NT, Mississippi State. 11, Richard Shelton, CB, Liberty University. 12, John Jarvis, WR, Howard.

1989 Supplemental Draft — 1, Bobby Humphrey, RB, Alabama.

1990 — 2, Alton Montgomery, DB, Houston. 4, Jeroy Robinson, LB, Texas A&M. 5a, Jeff Davidson, G, Ohio State. 5b, Le-Lo Lang, DB, Washington. 6, Ronnie Haliburton, TE, Louisiana State. 7, Shannon Sharpe, WR, Savannah State. 8, Brad Leggett, C, Southern California. 9, Todd Ellis, QB, South Carolina. 1 Oa, James Szymanski, DE, Michigan State. 10b, Anthony Thompson, LB, East Carolina.

1991 — 1, Mike Croel, LB, Nebraska. 2, Reggie Johnson, TE, Florida State. 3, Keith Traylor, LB, Central State (Okla.). 4, Derek Russell, WR, Arkansas. 5, Greg Lewis, RB, Washington. 6, Nick Subis, T/C, San Diego State. 8, Kenny Walker, DE, Nebraska. 9, Don Gibson, NT, Southern California. 10, Curtis Mayfield, WR, Oklahoma State. 11, Shawn Moore, QB, Virginia.

1992 — 1, Tommy Maddox, QB, UCLA. 2, Shane Dronett, DE, Texas. 4, Chuck Johnson, T/G, Texas. 5, Frank Robinson, CB, Boise State. 7a, Ron Geater, DE, Iowa. 7b, Jim Johnson, T, Michigan State. 7c, Jon Bostick, WR, Nebraska. 8, Dietrich Lockridge, T/G, Jackson State. 9, Muhammad Oliver, CB, Oregon. 10, Bob Meeks, C/T, Auburn. 11, Cedric Tillman, WR, Alcorn State. 12, John Granby, CB/S, Virginia Tech.

1993 — 1, Dan Williams, DE, Toledo. 2, Glyn Milburn, RB, Stanford. 3a, Rondell Jones, S, North Carolina. 3b, Jason Elam, P/K, Hawaii. 4, Jeff Robinson, DE, Idaho. 5, Kevin Williams, RB, UCLA. 6, Melvin Bonner, WR, Baylor. 7a, Clarence Williams, TE, Washington State. 7b, Tony Kimbrough, WR, Jackson State. 8, Brian Stablein, WR, Ohio State.

DENVER BRONCOS ALUMNI COUNCIL

The Denver Broncos Alumni Council was formed in 1991 to provide an opportunity for former players to remain actively involved with the Broncos' organization.

The Alumni Council serves as a goodwill extension of the Denver Broncos and the members are available to counsel current players on life after football.

The original 15 members of the alumni council are Odell Barry, Barney Chavous, Steve Foley, Randy Gradishar, Larry Kaminski, Fran Lynch, Gene Mingo, Claudie Minor, Haven Moses, Jim Ryan, Jerry Sturm, Bob Swenson, Bill Thompson, Steve Watson, and Louis Wright. Otis Armstrong and Rich Karlis were added as new members in 1993.

EQUALIZATION, EXPANSION DRAFTS

1976 — Expansion Draft: Broncos lost OT Mike Current and DT Bubba Bridges to Tampa Bay and DB Steve Taylor to Seattle

1968 — Expansion Draft: Broncos lost RB Cookie Gilchrist, OG Pat Matson, LB Henry Sorrell, RB Mike Kellogg and DB Lonnie Wright to Cincinnati.

1966 — Expansion Draft: Broncos lost LB Tom Erlandson, DE Ed Cooke, OG Tommy Nomina and DB John McGeever to Miami.

1962 — AFL Equalization Draft: Broncos obtain OG John Denvir from San Diego, OE Jerry Richardson from San Diego, QB Richie Lucas from Buffalo, DT Ike Lassiter from Dallas and HB Charles Bolden from Houston.

PLAN B SIGNINGS

1992 — (Signed) TE Robert Awalt (Dallas), G/T Elbert Crawford (New England), QB Steve Pelleur (Kansas City), T Frank Pollack (San Francisco).

(Lost) S Randy Robbins (New England).

1991 — (Signed) CB Charles Dimry (Atlanta), G Crawford Ker (Dallas), FB Robert Perryman (Dallas).

(Lost) LB Marc Munford (Kansas City), RB Kerry Porter (Houston).

1990 — (Signed) LB Ty Allert (Philadelphia), RB Lorenzo Hampton (Miami), WR Jason Johnson (Pittsburgh), TE David Little (Philadelphia), DE Mark Mraz (Raiders), CB Elliott Smith (San Diego), LB Rod Stephens (Seattle), TE Chris Verhulst (Houston), DE Robb White (Giants).

(Lost) TE Pat Kelly (Jets), LB Bruce Klostermann (Raiders), C Mike Ruether (Atlanta), LB Randy Thornton (Giants).

1989 — (Signed) T Paul Blair (Chicago), DE Alphonso Carreker (Green Bay), T Bill Contz (New Orleans), TE Doug Cosbie (Dallas), LB Scott Curtis (Philadelphia), RB Kerry Goode (Tampa Bay), CB Wymon Henderson (Minnesota), LB Blake Peterson (Washington), RB Reggie Ware (Raiders), CB Dennis Woodberry (Washington), WR Michael Young (Rams).

(Lost) DE Walt Bowyer (Kansas City), WR Sam Graddy (Raiders), WR Jason Johnson (Pittsburgh).

BRONCOS IN HALL OF FAME

The Denver Broncos are represented in the Pro Football Hall of Fame by four individuals, including a former player, two former coaches, and a former administrator.

Fred Gehrke, who was the Broncos' General Manager for four years (1977-1980) and a member of the team's staff for 16 years, was the first winner of the Hall of Fame's Pioneer award in 1972.

Gehrke, as a Los Angeles Rams' halfback in 1948, painted golden rams' horns on his team's helmets and thus started the trend toward today's colorful, uniquely-decorated helmets worn by all NFL teams.

Cornerback Willie Brown, inducted into the Hall of Fame in 1984, played for the Broncos from 1963-66 and was named All-American Football League in 1964, a season in which he intercepted nine passes, including a team-record four in one game (vs. New York, 11/15/64).

Stan Jones, whose 1991 induction honors a 12-year career with Chicago and Washington, gained All-Pro honors four times as an offensive guard and appeared in seven Pro Bowls. Jones coached Denver's defensive line for 18 years, from 1967-71 and 1976-88.

Doak Walker, who was the Broncos' receivers coach in 1966, was inducted into the Hall in 1986 on the basis of his brilliant six-year career (1950-55) with the Detroit Lions.

The Pro Football Hall of Fame is located in Canton, Ohio.

MAJOR TRADES

1993

Obtained 1st-1993 (Dan Williams) from Cleveland for 1st-1993 and 3rd-1993.
Obtained 3rd-1993 (Rondell Jones) from Los Angeles Raiders for RB Gaston Green.
Obtained 3rd-1993 (subsequently traded to Cleveland) and 7th-1993 (Clarence Williams) from Atlanta for S Alton Montgomery.

1992

Obtained RB Sammie Smith from Miami for RB Bobby Humphrey.
Obtained 7th-1992 (Jim Johnson) and 8th-1992 (Dietrich Lockridge) from New York Jets in exchange for 6th-1992.
Obtained 7th-1992 (Ron Geater) from Tampa Bay in exchange for WR Ricky Nattiel.

1991

Obtained T Harvey Salem from Detroit in exchange for 3rd-1992.
Obtained RB Gaston Green and 4th-1991 (Russell) from Los Angeles Rams for T Gerald Perry and 1 2th-1991.

1990

Obtained DE David Galloway from Phoenix for 8th-1991.
Obtained T/C David Widell from Dallas for 7th-1991.
Obtained 8th-1991 from Phoenix for TE David Little.
Obtained 10th-1990 (Szymanski) from Los Angeles Raiders for 11th-1990.
Obtained 5th-1990 (Davidson) from New England for 4th-1991.

1989

Obtained DE Ron Holmes from Tampa Bay for 4th-1990.
Obtained DE Kevin Brooks and 4th-1990 from Dallas for 3rd-1990.
Obtained K David Treadwell from Phoenix in exchange for 1 2th-1990.
Obtained 1st-1989 (Atwater), 2nd-1989 (Powers), and a 5th-1989 (Carrington) from Cleveland for 1st-1989.

1988

Obtained FB Calvin Thomas from Chicago in exchange for undisclosed conditional draft choice.
Obtained NT Shawn Knight from New Orleans for NT Ted Gregory.
Obtained undisclosed future draft choice from Washington in exchange for RB/TE Bobby Micho.
Obtained C Mike Ruether from Phoenix in exchange for LB Ricky Hunley.
Obtained RB Tony Dorsett from Dallas in exchange for conditional 5th-1989.
Obtained rights to S Kip Corrington from Detroit in exchange for conditional undisclosed future draft choice.

1987

Obtained 10th-1988 (C. Williams) from Pittsburgh for LB Ken Woodard.
Obtained G Stefan Humphries from Chicago for P Bryan Wagner.
Obtained C/G Larry Lee from Miami for 8th-1988.

1986

Obtained 11th-1987 and undisclosed future draft choice from Los Angeles Rams in exchange for LB Steve Busick.
Obtained CB Mark Haynes from the New York Giants in exchange for 2nd-1986 and 6th-1986 (obtained from Tampa Bay), and 2nd-1987.

1985

Obtained TE Mike Barber from Los Angeles Rams in exchange for 12th 1986.
Obtained 2nd-1985 (V. Johnson) from Houston in exchange for 2nd-1985 (obtained from Tampa Bay) and 5th-1985.
Obtained 6th-1986 (Mobley) from Green Bay in exchange for QB Scott Brunner

1984

Obtained 6th-1986 from Tampa Bay in exchange for DE Brison Manor.
Obtained rights to LB Ricky Hunley from Cincinnati for 1st and 3rd-1986, and 5th-1987.
Obtained WR Butch Johnson from Houston in exchange for 3rd-1985.
Obtained WR Dave Logan from Cleveland in exchange for 4th-1984.
Obtained QB Scott Brunner from New York Giants in exchange for 4th 1984.
Obtained 4th-1984 (Robbins) and conditional undisclosed future draft choice (2nd-1985) from Tampa Bay in exchange for QB Steve DeBerg.
Obtained TE Eason Ramson from San Francisco in exchange for 5th-1984.
Obtained LB Stan Blinka from New York Jets in exchange for 6th-1985.

MAJOR TRADES (Continued)

1983

Obtained 5th-1985 (Hinson) from Miami in exchange for LB Larry Evans.
Obtained 8th-1984 (Hood) from Green Bay in exchange for DE Greg Boyd.
Obtained rights to QB John Elway from Baltimore for 1st-1983 (Chris Hinton), 1st-1984, and QB Mark Herrmann.

1982

Obtained 4th-1984 from New Orleans in exchange for T Kelvin Clark.
Obtained S J. T. Thomas from Pittsburgh in exchange for 8th-1983.
Obtained linebacker Robert L. Jackson from Cleveland for 6th-1982.
Obtained 4th-1982 (Plater) from Buffalo Bills in exchange for switching positions in first round of 1982 draft.

1981

Obtained QB Steve DeBerg from San Francisco for 4th-1983.
Obtained WR Wade Manning from Buffalo for 8th-1982.
Obtained future undisclosed draft choice from New Orleans for LB Rob Nairne.
Obtained RB Tony Reed from Kansas City for 3rd-198 1 and 4th-1982.

1980

Obtained WR Emery Moorehead from New York Giants for 8th-1981.
Obtained RB Don Hardeman from Baltimore for 1 2th-1980.
Obtained CB Perry Smith from St. Louis for 8th-1980 and 10th-1981.
Obtained RB Lawrence McCutcheon from Los Angeles for 3rd-1982.
Obtained QB Matt Robinson from New York Jets for 1st-1980, 2nd-1980, and QB Craig Penrose.

1979

Obtained 8th-1980 (Coleman) from Baltimore for P Bucky Dilts.
Obtained 2nd-1980 (Jones) and 5th-1980 (Short) and 3rd-1981 (traded to Kansas City) for DE Lyle Alzado.

1978

Obtained OT Tom Neville from New England for 10th-1979.
Obtained DB Charlie West and 6th-1979 (McIntyre) for TE Bill Gay.
Obtained future undisclosed draft choice from Detroit for center Mike Montler.

1977

Obtained RB Jim Jensen from Dallas for 6th-1979.
Obtained OT Andy Maurer from San Francisco for 9th-1978.
Obtained C Mike Montler from Buffalo for 2nd-1979.
Obtained DB Bernard Jackson from Cincinnati for 3rd-1978 and 7th-1978.
Obtained QB Craig Morton from the New York Giants for QB Steve Ramsey and 5th-1978.

1976

Obtained LB Godwin Turk from New York Jets for 5th-1977.
Obtained OT Bill Bain from Green Bay for 3rd-1977.
Obtained 9th-1976 (Likso) from St. Louis for DB Jeff Severson.

1975

Obtained DB Jeff Severson from Houston for 7th-1976.
Obtained past considerations from Kansas City for TE Billy Masters.
Obtained C Phil Olsen from Los Angeles for WR Otto Stowe and 3rd-1976 and 6th-1977.
Obtained DB Clarence Ellis from Atlanta for DB Charles Greer, WR Jerry Simmons and 6th-1976.
Obtained DT Greg Marx and 5th-1975 (Rogers) from Atlanta for OG Larron Jackson.

1974

Obtained 4th-1975 (Taylor) from Kansas City for LB Tom Graham.
Obtained 10th-1975 (Englehardt) from Kansas City for OT Tom Drougas.
Obtained 3rd-1975 (Frankowiak) from New York Giants for RB Joe Dawkins.
Obtained RB Jon Keyworth from Washington for 6th-1975 and 11th-1975.
Obtained DB John Rowser from Pittsburgh for 6th-1974 and 9th-1974.

1973

Obtained LB Ray May from Baltimore for 3rd-1974 and 8th-1974.
Obtained DB Dale Hackbart from St. Louis for 10th-1974.
Obtained LB Bill Laskey from Baltimore for 7th-1974.
Obtained WR Gene Washington from Minnesota for WR Rod Sherman and 5th-1974.

MAJOR TRADES (Continued)

1972

Obtained 3rd-1974 (Minor) and 6th-1974 (traded to Pittsburgh) from Cleveland for QB Don Horn.
Obtained WR Haven Moses from Buffalo for WR Dwight Harrison.
Obtained 3rd-1973 (Howard) from Cleveland for DE Rich Jackson.
Obtained C Bobby Maples from Pittsburgh for 6th-1973.
Obtained OT Rick Sharp from Pittsburgh for 8th-1973.
Obtained DE-OT Lloyd Voss from Pittsburgh for 5th-1973.
Obtained QB Charley Johnson from Houston for 3rd-1973.
Obtained RB Eddie Ray and 3rd-1973 (Wood) from San Diego for DT Dave Costa.
Obtained 7th-1973 (Grant) from Baltimore for TE John Mosier.
Obtained LB Al Andrews from Buffalo for LB Dave Washington.
Obtained 5th-1973 (traded to Pittsburgh) from New Orleans for LB John Huard.

1971

Obtained RB Joe Dawkins from Houston for RB Dickie Post.
Obtained OG Larron Jackson and 5th-1972 from Houston for DB Cleophus Johnson.
Obtained LB Olen Underwood from Houston for OG Bob Young.
Obtained 5th-1972 (Krieg) from Philadelphia for QB Pete Liske.
Obtained RB Dickie Post from San Diego for 2nd-1972.
Obtained QB Steve Ramsey from New Orleans for 4th-1972.
Obtained OT Roger Shoals from Detroit for LB Carl Cunningham.
Obtained QB John Stofa from Miami for 7th-1972.
Obtained DB Butch Byrd from Buffalo for 5th-1972.
Obtained DB Leroy Mitchell from Houston for DB John Charles.
Obtained DB John Charles and 4th-1972 (Graham from Minnesota for WR Al Denson).
Obtained QB Don Horn from Green Bay for DE Alden Roche and exchange of first round positions in 1972 draft.
Obtained K Jim Turner from New York Jets for K Bobby Howfield.

1970

Obtained DB Cornell Gordon from New York Jets for DB Gus Hollomon.
Obtained TE Jim Whalen from Boston for TE Tom Beer.
Obtained DB Paul Martha from Pittsburgh for C Walter Highsmith and OT Wallace Dickey.
Obtained RB Booker Edgerson from Buffalo for 5th-1972.
Obtained FB Willis Crenshaw from St. Louis for 3rd-1971.
Obtained TE Billy Masters from Buffalo for 5th-1971.
Obtained 8th-1971 (Beard) from Houston for RB Tom Smiley.
Obtained 4th-1971 (Alzado) from Boston for K Charlie Gogolak.

1969

Obtained RB Tom Smiley from Cincinnati for WR Eric Crabtree.
Obtained OT Walt Barnes from Kansas City for 8th-1970.

1968

Obtained a future draft choice from the New York Jets for DB Nemiah Wilson, later cancelled when Wilson was cut by the Jets.
Obtained 4th-1969 (Schnitker) from Kansas City for DT Curley Culp.
Obtained 3rd-1968 (Vaughan) from Kansas City for DB Goldie Sellers.
Obtained 4th-1968 from Kansas City for RB Wendell Hayes.
Obtained 6th-1969 (Williams) from Buffalo for RB Charlie Mitchell.

1967

Obtained QB Steve Tensi for 1st-1968 and 1st-1969.
Obtained OG Dick Tyson, LB Ray Schmutz, DE Rich Jackson from Oakland for WR Lionel Taylor and C Jerry Sturm.
Obtained RB Cookie Gilchrist, QB George Wilson, OG Ernie Park, and DE Earl Faison from Miami for DE Dan LaRose, LB Jerry Hopkins RB Abner Haynes, and 6th-1968.
Obtained WR Bill Cronin from Miami for DT Ray Jacobs.
Obtained DT Dave Costa from Buffalo for 4th-1968.
Obtained DT Rex Mirch and draft choice from Oakland for DB Willie Brown and QB Mickey Slaughter.

MAJOR TRADES (Continued)

1966

Obtained 3rd-1967 (Current) and 5th-1967 (Lynch) from Miami for RB Cookie Gilchrist.
Obtained LB Archie Matsos from Oakland for RB Hewritt Dixon.

1965

Obtained RB Cookie Gilchrist from Buffalo for RB Billy Joe. Obtained RB Abner Haynes from Kansas City for LB Jim Fraser.

1964

Obtained DT Stan Fanning and draft choice from Oakland for RB Gene Mingo.
Obtained QB Jacky Lee for two years use from Houston for 1st-1965 and DT Bud McFadin.
Obtained LB Marv Matuszak and DB Billy Atkins from Buffalo for C Walt Cudzik.
Obtained DT-K Dick Guesman, DE Ed Cooke, DT Charlie Janerette, OG Sid Fournet and LB Jim Price from New York Jets for DB Bob Zeman, LB Wahoo McDaniel, WR Gene Prebola and DT Gordy Holz.

1962

Obtained RB Bo Dickinson from Dallas for OB Carl Larpenter.
Obtained HB Bob Scarpitto, DB Bob Zeman and OE Luther Hayes from San Diego for cash.

1960

Obtained DB Goose Gonsoulin from Dallas for FB Jack Spikes.



RETIRED NUMBERS

The Denver Broncos have retired two jersey numbers in their 13-year history, quarterback Frank Tripucka and running back Floyd Little.

Tripucka, who wore number 18, was Denver's first quarterback and called signals for the Broncos from 1960-63. He played in the American Football League all-star game in 1962 and passed for 7,676 yards in his Denver career.

Little, who wore number 44 for the Broncos as well as during his legendary college career at Syracuse, played in Denver from 1967-75 and is the team's all-time leader in rushing (6,323 yards) and total touchdowns (54). Little was All-AFL in 1969 and played in two AFL all-star games (1968, 1969) and three Pro Bowls (1971, 1972, 1973).

ALL-TIME ROSTER

Bob Adams	TE	Pacific	1975
Kenneth M. Adamson	G	Notre Dame	1960-62
Steve Alexakos	G	San Jose State	1970
Jeff Alexander	RB	Southern	1989, 1992
Ray Alexander	WR	Florida A&M	1984
Ted Alfien	RB	Springfield College	1969
Elihu (Buddy) Allen	HB	Utah State	1961
Donald R. Allen	FB	Texas	1960
Ty Allert	LB	Texas	1990
Henry Allison	T	San Diego State	1977
Vaughn S. (Buddy) Alliston	LB	Mississippi	1960
Lyle Alzado	DE	Yankton College	1971-78
David R. Ames	HB	Richmond	1961
Robert Anderson	HB	Colorado	1970-73
Mitch Andrews	TE	Louisiana State	1987
Lou Andrus	LB	Brigham Young	1967
Otis Armstrong	RB	Purdue	1973-80
LeFrancis Arnold	G/C	Oregon	1974
Mike Askea	T	Stanford	1973
Billy Atkins	DB	Auburn	1964
Frank Atkinson	DE	Stanford	1964
George Atkinson	S	Morris Brown	1979
Steve Atwater	S	Arkansas	1989-92
John Ayers	G	W. Texas State	1987
Jay Bachman	C	Cincinnati	1968-71
Bill Bain	T	So. California	1976, 1978
Jerry Baker	T	Tulane	1983
Mike Barber	TE	Louisiana Tech	1985
Ernie Barnes	G	No. Carolina Col.	1963-64
Walter Barnes	DE	Nebraska	1969-71
Dean Barnett	TE	Nevada (L.V.)	1983
Odell Barry	HB	Findlay	1964-65
James Barton	C	Marshall	1961-62
Rick Baska	LB	UCLA	1976-77
Norman Bass	DB	Pacific	1964
Scott Beavers	G	Georgia Tech	1990
Tom Beer	TE	Houston	1967-69
Dave Behrman	C	Michigan State	1967
Kevin Belcher	T	Wisconsin	1987
Henry Bell	HB	No college	1960
Ken Bell	RB-WR	Boston College	1986-89
Frank Bernardi	DB	Colorado	1960
Lee Bernet	T	Wisconsin	1965-66
Keith Bishop	C-G	Baylor	1980, 1982-89
Tony Boddie	RB	Montana State	1986-87
Gordon Bowdell	WR	Michigan State	1971
Walt Bowyer	DE	Arizona St.	1983-84, 1987-88
Greg Boyd	DE	San Diego State	1980-82
Greg Bracelin	LB	California	1980
Phil Brady	S	Brigham Young	1969
John Bramlett	LB	Memphis State	1965-66
Melvin Bratton	RB	Miami (Fla.)	1989-90
Tyrone Braxton	DB	No. Dakota State	1987-92
Don Breaux	QB	McNeese State	1963
Bob Breitenstein	T	Tulsa	1965-67
Chris Brewer	RB	Arizona	1984
Marlin Briscoe	QB	Omaha	1968
John W. (Red) Brodnax	FB	Louisiana State	1960
Michael Brooks	LB	Louisiana State	1987-92
Boyd Brown	TE	Alcorn A&M	1974-76
Clay Brown	TE	Brigham Young	1983
Hardy Brown	LB	Tulsa	1960
Ken Brown	C	New Mexico	1979
Laron Brown	WR	Texas	1987
Willie Brown	DB	Grambling	1963-66
Sam Brunelli	G	Colorado St. Col.	1966-71
Larry Brunson	WR	Colorado	1980
Bill Bryan	C	Duke	1977-88
Steve Bryan	DE/LB	Oklahoma	1987-88
Tom Buckman	TE	Texas A&M	1969
Fred Bukaty	FB	Kansas	1961
Bobby Burnett	RB	Arkansas	1969
George Burrell	S	Pennsylvania	1969
Steve Busick	LB	Southern California	1981-85
Gerry Bussell	DB	Georgia Tech	1965
Bill Butler	LB	San Fernando Valley	1970
George (Butch) Byrd	DB	Boston University	1971

Scott Caldwell	RB	Texas - Arlington	1987
Carter Campbell	DE	Weber State	1971
Larry Canada	FB	Wisconsin	1978-79, 1981
Albert R. Carmichael	HB	So. California	1960-61
Paul Carmichael	HB	El Camino JC	1965
Don Carothers	E	Bradley	1960
Kenneth L. Carpenter	E	Oregon State	1960
Alphonso Carreker	DE	Florida State	1989, 1991
Darren Carrington	CB	Northern Arizona	1989
Rubin Carter	DT	Miami (Fla.)	1975-86
Tim Casey	LB	Oregon	1969
John E. Cash	E	Allen	1961-62
Tom Cassese	DB	C. W. Post	1967
Jeremiah Castille	CB	Alabama	1987-88
Grady Cavness	CB	Texas-El Paso	1969
Barney Chavous	DE	So. Carolina State	1973-85
Max Choboian	QB	San Fernando State	1966
Tom Cichowski	T	Maryland	1968-69
Ralph Cindrich	LB	Pittsburgh	1974
Brian Clark	T	Clemson	1982
Kevin Clark	DB	San Jose State	1987-88, 1990-91
Kelvin Clark	T	Nebraska	1979-81
Mike Clendenen	K	Houston	1987
Don Coffey	E	Memphis State	1963
Steve Coleman	DE	Delaware State	1974
Tony Colorito	NT	Southern California	1986
Darren Comeaux	LB	Arizona State	1982-86
Ed Cooke	DE	Maryland	1964-65
Mark Cooper	G/T	Miami (Fla.)	1983-87
Kip Corrington	S	Texas A&M	1989-90
Dave Costa	DT	Utah	1967-71
Bill Cottrell	G	Delaware Valley	1972
Larry Cox	DT	Abilene Christian	1966-68
Eric Crabtree	FL	Pittsburgh	1966-68
Gary Crane	LB	Arkansas State	1969
Willis Crenshaw	FB	Kansas State	1970
Ken Criter	LB	Wisconsin	1969-74
Mike Croel	LB	Nebraska	1991-92
Ed Cummings	LB	Stanford	1965
Carl Cunningham	LB	Houston	1967-70
Mike Current	T	Ohio State	1967-75
Scott Curtis	LB	New Hampshire	1989-90
Brad Daluiso	K	UCLA	1992
Eldon V. Danenhauer	T	Pittsburg (Kan.)	1960-65
William A. Danenhauer	E	Emporia College	1960
Jeff Davidson	G/T	Ohio State	1990-92
Dick Davis	RB	Nebraska	1970
Jack T. Davis	T	Arizona	1960
Marvin Davis	DT	Wichita State	1966
Joe Dawkins	RB	Wisconsin	1971-73
Albert E. Day	T	Eastern Michigan	1960
Steve DeBerg	QB	San Jose State	1981-83
Rick Dennison	LB	Colorado State	1982-90
Al Denson	FL	Florida A&M	1964-70
John Denvir	G	Colorado	1962
Wallace Dickey	T	S.W. Texas State	1968-69
Richard L. (Bo) Dickinson	FB	So. Mississippi	1962-63
Doug (Bucky) Dilts	P	Georgia	1977-78
Charles Dimmy	CB	Nevada-Las Vegas	1991-92
Hewritt Dixon	FB/TE	Florida A&M	1963-65
Zachary Dixon	RB	Temple	1979
Joe DiVito	QB	Boston College	1968
Kirk Dodge	LB	Nevada-Las Vegas	1987
Jack Dolbin	WR	Wake Forest	1975-79
Tom Domes	DT	Wisconsin	1971-72
Tony Dorsett	RB	Pittsburgh	1988
Richard A. (Skip) Doyle	HB	Ohio State	1960
Shane Dronett	DE	Texas	1992
Tom Drougas	T	Oregon	1974
Joe Dudek	RB	Plymouth State	1987
Rick Duncan	K	Eastern Montana	1967
Myron Dupree	CB	N.C. Central	1983
Pete Duranko	DE	Notre Dame	1967-70, 72-74
Booker Edgerson	CB	Western Illinois	1970
Ron Egloff	TE	Wisconsin	1977-83
Jim Elfrid	LB	Colorado State	1961

John Elway	QB	Stanford	1983-92	Maurice Harvey	DB	Ball State	1978, 1980
John Embree	WR	Compton JC	1969-70	Johnny Ray Hatley	T	Sul Ross State	1960
George Hunter Enis	QB	Texas Christian	1962	Arthur A. Hauser	T	Xavier	1961
John P. Epperson	E	Adams State	1960	Wendell Hayes	HB	Humboldt State	1965-67
Thomas D. Erlandson	LB	Washington State	1962-65	Abner Haynes	HB	North Texas State	1965-66
Mike Ernst	QB	Cal-Fullerton	1972	Mark Haynes	CB	Colorado	1986-89
Terry Erwin	HB	Boston College	1968	Alfred Haywood	RB	Bethune-Cookman	1975
Jay Dale Evans	HB	Kansas City	1961	Wymon Henderson	CB	Nevada-Las Vegas	1989-92
Larry Evans	LB	Mississippi College	1976-82	Jerry Hendren	WR	Idaho	1970
Blake Ezor	RB	Michigan State	1990	Brad Henke	DE/NT	Arizona	1989
Stan Fanning	DE	Idaho	1964	Gary Henson	E	Colorado	1964
Miller Farr	DB	Wichita State	1965	Lonnie Hepburn	CB	Texas Southern	1974
Sean Farrell	G	Penn State	1990-91	George W. Herring	QB/P	So. Mississippi	1960-61
Steve Fitzhugh	DB	Miami (Ohio)	1987	Mark Herrmann	QB	Purdue	1981-82
Billy Ray Fletcher	E	Memphis State	1966	Bo Hickey	FB	Maryland	1967
Simon Fletcher	LB/DE	Houston	1985-92	Walter Highsmith	C	Florida A&M	1968-69
Steve Foley	DB	Tulane	1976-86	Jack Hill	HB	Utah State	1961
Garrett Ford	FB	West Virginia	1968	George Hoey	DB	Michigan	1975
Fred Forsberg	LB	Washington	1968, 70-73	John Hoffman	DE	Hawaii	1972
Jason Franci	E	Santa Barbara	1966	John Hohman	G	Wisconsin	1965-66
Mike Francowiak	RB	Central Michigan	1975-76	Gus Holloman	DB	Houston	1968-69
James G. Fraser	LB/P	Wisconsin	1962-64	Shawn Hollingsworth	T	Angelo St.	1983
Al Frazier	HB	Florida A&M	1961-63	Ron Holmes	DE	Washington	1989-92
Mike Freeman	G	Arizona	1984, 1986-87	Gordon Holz	DT	Minnesota	1960-63
Russell Freeman	T	Georgia Tech	1992	Winford Hood	G/T	Georgia	1984-88
Dennis Furjanic	DE	Houston	1967	Jerry Hopkins	LB	Texas A&M	1963-66
George Gaiser	T	Southern Methodist	1968	Mike Horan	P	Long Beach State	1986-92
Bob Gaiters	HB	New Mexico State	1963	Don Horn	QB	San Diego State	1971-72
David Galloway	DE	Florida	1990	Paul Howard	G	Brigham Young	1973-75, 1977-86
Scott Garnett	NT	Washington	1984	Bobby Howfield	K	No college	1968-70
Drake Garrett	DB	Michigan State	1968-70	John Huard	LB	Maine	1967-69
Charles E. Gavin	DE	Tennessee State	1960-63	Robert Hudson	LB	Clemson	1960-61
Ron Geater	NT	Iowa	1992	John Hufnagel	QB	Penn State	1974-75
Bob Geddes	LB	UCLA	1972	Bobby Humphrey	RB	Alabama	1989-91
Jack Gehrke	WR	Utah	1971	Bob Humphreys	K	Wichita State	1967-68
Ralph Giacommaro	P	Penn State	1987	Stefan Humphries	G	Michigan	1987-88
Freddie Gilbert	DE	Georgia	1986-88	Ricky Hunley	LB	Arizona	1984-87
Cookie Gilchrist	FB	No college	1965, 1967	Daniel Hunter	CB	Henderson State	1985-86
Scotty Glacken	QB	Duke	1966-67	Glenn Hyde	G-T	Pittsburgh	1976-81, 1984-85
Glenn Glass	DB	Tennessee	1966	Martin Imhof	DE	San Diego State	1976
Tom Glassic	G	Virginia	1976-83	Jerry Inman	DT	Oregon	1966-71, 73
George Goeddeke	G	Notre Dame	1967-72	Bernard Jackson	DB	Washington State	1977-80
Austin (Goose) Gonsoulin	DB	Baylor	1960-66	Larron Jackson	G	Missouri	1971-74
John Gonzaga	G	No college	1966	Mark Jackson	WR	Purdue	1986-92
Brian Goodman	G	UCLA	1975	Richard Jackson	DE	Southern	1967-72
Harvey Goodman	G	Colorado	1976	Roger Jackson	DB	Bethune-Cookman	1982-85, 1987
Cornell Gorden	CB	No. Carolina A&T	1970-72	Tom Jackson	LB	Louisville	1973-86
Sam Graddy	WR	Tennessee	1987-88	Frank Jackunas	C	Detroit	1963
Randy Gradishar	LB	Ohio State	1974-83	Ray Jacobs	DT	Howard Payne	1963-66
Tom Graham	LB	Oregon	1972-74	Charlie Janerette	DT	Penn State	1964-65
John Granby	S	Virginia Tech	1992	Tom Janik	DB/P	Texas A&I	1963-64
John Grant	DT/DE	So. California	1973-79	Pete Jaquess	DB	E. New Mexico	1967-70
Marsharne Graves	T	Arizona	1984	Jim Jensen	RB	Iowa	1977, 1979-80
Gaston Green	RB	UCLA	1991-92	William Jessup	E	Southern California	1960
Paul Green	TE	Southern California	1989	Eugene Jeter	LB	Arkansas AM&N	1965-67
Charles Greer	DB	Colorado	1968-74	William (Billy) Joe	FB	Villanova	1963-64
James D. Greer	E	Elizabeth City State	1960	Barry Johnson	WR	Maryland	1991
John Griffin	HB	Memphis State	1964-66	Butch Johnson	WR	Cal-Riverside	1984-85
Bill Groman	HB/E	Heidelberg	1963	Charley Johnson	QB	New Mexico State	1972-75
Dick Guesman	T-K	West Virginia	1964	Chuck Johnson	T	Texas	1992
Kevin Guidry	CB	Louisiana State	1988	Earl Johnson	DB	South Carolina	1987
Donald Gulseth	LB	North Dakota	1966	Jason Johnson	WR	Illinois State	1988
Melwood N. (Buzz) Guy	G	Duke	1961-62	Reggie Johnson	TE	Florida State	1991-92
Dale Hackbart	S	Wisconsin	1973	Vance Johnson	WR	Arizona	1985-92
Joey Hackett	TE	Elon College	1986	Tim Joiner	LB	Louisiana State	1987
Mike Haffner	E	UCLA	1968-70	Calvin Jones	CB	Washington	1973-76
Steve Haggerty	DB	Colorado	1975	David Jones	OL	Texas	1987
Ronnie Haliburton	LB	Louisiana State	1990-91	Darryl Jones	DB	Georgia	1987
Darrell Hamilton	T	North Carolina	1989-91	Henry Jones	RB	Grambling	1969
Wayne Hammond	DT	Montana State	1976	Jimmy Jones	WR	Wisconsin	1968
Billy Hardee	DB	Virginia Tech	1976	Leonard Jones	DB	Texas State	1987
Mike Harden	CB/S	Michigan	1980-88	Rulon Jones	DE	Utah State	1980-88
Archie Harris	OL	William and Mary	1987	Victor Jones	RB	Louisiana State	1992
Tony Harris	WR	Toledo	1972	Larry Jordan	E/LB	Youngstown	1962-64
Dwight Harrison	WR	Texas A&I	1971-72	Donald G. Joyce	E	Tulane	1962
				Jim Juriga	T/G	Illinois	1988-90

John Kacherski	LB	Ohio State	1992
Larry Kaminski	C	Purdue	1966-73
Bob Kampa	DT	California	1974
Ken Karcher	QB	Tulane	1987-88
Rich Karlis	K	Cincinnati	1982-88
Keith Kartz	C-T	California	1987-92
Clarence Kay	TE	Georgia	1984-92
Bill Keating	DT	Michigan	1966-67
Mike Kellogg	FB	Santa Clara	1966-67
Pat Kelly	TE	Syracuse	1988-89
Crawford Ker	G	Florida	1991
Jon Keyworth	RB	Colorado	1974-80
Jim Kiick	RB	Wyoming	1976-77
Donald W. King	E	Kentucky	1960
Vince Kinney	WR	Maryland	1978-79
Bruce Klostermann	LB	So. Dakota State	1987-89
Jeff Knapple	QB	Northern Colorado	1980
Shawn Knight	NT	Brigham Young	1988
Mike Knox	LB	Nebraska	1987
Robert E. Konovsky	E	Wisconsin	1961
Greg Kragen	NT	Utah State	1985-92
Jim Krieg	WR	Washington	1972
Gary Kroner	K	Wisconsin	1965-67
Ray Kubala	C	Texas A&M	1964-67
Gary Kubiak	QB	Texas A&M	1983-91
Frank W. Kuchta	C	Notre Dame	1960
Aaron Kyle	DB	Wyoming	1980-82

Ron Lamb	FB	South Carolina	1968
Gordon Lambert	LB	Tennessee-Martin	1968-69
Patsy C. Lamberti, Jr.	LB	Richmond	1961
Gene Lang	RB	Louisiana State	1984-87
Le-Lo Lang	CB	Washington	1990-92
Ken Lanier	T	Florida State	1981-92
Dan LaRose	DE	Missouri	1966
Carl James Larpenter	G	Texas	1960-61
Bill Larson	TE	Colorado State	1980
Bill Laskey	LB	Michigan	1973-74
Isaac T. Lassiter	E	St. Augustine	1962-64
Kit Lathrop	DE	Arizona State	1979
Don Latimer	DT	Miami (Fla.)	1978-83
Jim Leclair	QB	C. W. Post	1967-68
Roger LeClerc	C	Trinity (Conn.)	1967
Jacky Lee	QB	Cincinnati	1964-65
Larry Lee	C/G	UCLA	1987
Max Leetow	DE	Idaho	1965-66
Mike Lemon	LB	Kansas	1975
Jack Lentz	S	Holy Cross	1967-68
Darrell Lester	FB	McNeese State	1965-66
Greg Lewis	RB	Washington	1991-92
Herman Lewis	DE	Virginia Union	1968
Tony Lilly	S	Florida	1984-87
Hub Lindsey	HB	Wyoming	1968
Pete Liske	QB	Penn State	1969-70
Floyd Little	HB	Syracuse	1967-75
Bill Lobenstein	DL	Wisconsin-Whitewater	1987
Kerry Locklin	TE	New Mexico State	1987
Dave Logan	WR	Colorado	1984
Tim Lucas	LB	California	1987-92
Tommy Luke	LB	Mississippi	1968
Fran Lynch	HB	Hofstra	1967-75
Tom Lyons	G	Georgia	1971-76
Rob Lytle	TE/RB	Michigan	1977-83

Dan MacDonald	LB	Idaho State	1987
Tommy Maddox	QB	UCLA	1992
Ernest G. (Pete) Mangum	LB	Mississippi	1960
Wade Manning	WR	Ohio State	1981-82
Brisen Manor	DE	Arkansas	1977-84
Bobby Maples	C	Baylor	1972-78
Arthur Marshall	WR	Georgia	1992
Charles E. Marshall	HB	Oregon State	1962
Warren Marshall	RB	James Madison	1987
Paul Martha	S	Pittsburgh	1970
Rick Massie	WR	Kentucky	1987-88
Billy Masters	TE	Louisiana State	1970-74
Pat Matson	G	Oregon	1966-67
Archie Matsos	LB	Michigan State	1966

Jack Mattox	T	Fresno State	1961-62
Marv Matuszak	LB	Tulsa	1964
Andy Maurer	T	Oregon	1977
Dean May	QB	Louisville	1987
Ray May	LB	So. California	1973-75
Brendan McCarthy	FB	Boston College	1968-69
John McCormick	QB	Massachusetts	1963, 65-66, 68
Jake McCullough	DE	Clemson	1989-90
Robert V. McCullough	G	Colorado	1962-65
Lawrence McCutcheon	RB	Colorado State	1980
Ed (Wahoo) McDaniel	LB	Oklahoma	1961-63
Orlando McDaniel	WR	Louisiana State	1982
Lewis B. (Bud) McFadin	DT	Texas	1960-63
John McGeever	DB	Auburn	1962-65
Keli McGregor	TE	Colorado State	1985
Monte McGuire	QB	Texas Tech	1987
Bill McKay	LB	Purdue	1970-72
Ron McLean	DL	Cal-State-Fullerton	1987
James R. McMillin	DB	Colorado State	1960-62, 1964-65
Robert McNamara	HB	Minnesota	1960-61
Karl Mecklenburg	LB/DE	Minnesota	1983-92
Bob Meeks	C	Auburn	1992
Mark Merrill	LB	Minnesota	1981-82
Bobby Micho	RB/TE	Texas	1986-87
Jeff Mills	LB	Nebraska	1990-92
Eugene Mingo	HB/K	No college	1960-64
Claudia Minor	T	San Diego State	1974-82
Tommy Earl Minter	HB	Baylor	1962
Dean Miraldi	T	Utah	1985
Rex Mirich	DE	Northern Arizona	1967-69
Alvin Mitchell	S/WR	Morgan State	1970
Charlie Mitchell	HB	Washington	1963-67
Leroy Mitchell	CB	Texas Southern	1971-73
Orson Mobley	TE	Salem College (W.V.)	1986-90
Alton Montgomery	S/CB	Houston	1990-92
Marv Montgomery	T	So. California	1971-76
Randy Montgomery	CB	Weber State	1971-73
Mike Montler	C	Colorado	1977
Alex Moore	HB	Norfolk State	1968
Bob Moore	TE	Stanford	1978
Leroy Moore	DE	Fort Valley (Ga.)	1964-65
Randy Moore	DT	Arizona State	1976
Shawn Moore	QB	Virginia	1992
Emery Moorehead	WR/RB	Colorado	1980
Craig Morton	QB	California	1977-82
Haven Moses	WR	San Diego State	1972-81
John Mosier	TE	Kansas	1971
Bobby Moten	TE	Bishop College	1968
Marc Munford	LB	Nebraska	1987-90
Mark Murray	LB	Florida	1991
Wilbur Myers	S	Delta State	1983
Jesse Myles	RB	Louisiana State	1983-84
Chip Myrtle	LB	Maryland	1967-72

Rob Nairne	LB	Oregon State	1977-80
Ricky Nattiel	WR	Florida	1987-92
Ron Nery	E	Wisconsin	1963
Tom Neville	T	Mississippi State	1978
Lee (Mike) Nichols	C	Arkansas A&M	1960-61
John Nocera	LB	Iowa	1963
Tom Nomina	T	Miami (Ohio)	1963-65
Ben Norman	RB	Colorado State	1980
Chris Norman	P	So. Carolina	1984-86
Philip H. Nugent	HB	Tulane	1961

Tom Oberg	S	Portland State	1968-69
Riley Odoms	TE	Houston	1972-83
Muhammad Oliver	DB	Oregon	1992
Phil Olsen	C	Utah State	1975-76
Harold Olson	T	Clemson	1963-64
John Olszewski	FB	California	1962
Jim O'Malley	LB	Notre Dame	1973-75

Chris Pane	DB	Chico State	1976-79
Don Parish	LB	Stanford	1972
Ernie Park	G	McMurry State	1967
Charlie Parker	G	So. Mississippi	1965
Daren Parker	P	South Carolina	1992

Rick Parros	RB	Utah State	1981-84
Al Pastrana	QB	Maryland	1969-70
Russell Payne	TE	Appalachian State	1987
Jack Peavey	OL	Troy State	1987
Craig Penrose	QB	San Diego State	1976-79
James W. Perkins	T	Colorado	1962-64
Lonnie Perrin	RB	Illinois	1976-78
Gerald Perry	G/T	Southern University	1988-90
Robert Perryman	FB	Michigan	1991-92
Anton Peters	T	Florida	1963
Lyle Pickens	DB	Colorado	1987
John Pitts	S	Arizona State	1973-75
Dave Pivec	TE	Notre Dame	1969
Bruce Plummer	DB	Mississippi State	1987-88, 1990
Bobby Ply	DB	Baylor	1967
Randy Polt	DB	Stanford	1975-77
Nathan Poole	RB	Louisville	1982-83, 1985, 1987
Kerry Porter	RB	Washington State	1990
Dickie Post	RB	Houston	1971
Warren Powers	DE	Maryland	1989-91
Eugene Prebola	E	Boston University	1961-63
Steve Preece	S	Oregon State	1972
Dave Preston	HB	Bowling Green	1978-83
Luke Prestridge	P	Baylor	1979-83
James Price	LB	Auburn	1964
Errol Prisby	DB	Cincinnati	1967
John J. Pyeatt	HB	No college	1960
Frank Quayle	RB	Virginia	1969
Bruce Radford	DE	Grambling	1979
Steve Ramsey	QB	North Texas State	1971-76
Leo T. Reed	T	Colorado State	1961
Tony Reed	RB	Colorado	1981
Dan Remsberg	T	Abilene Christian	1986-87
Randy Rich	DB	New Mexico	1977
Bob Richardson	DB	UCLA	1966
Frank Richter	LB	Georgia	1967-69
Larry Riley	DB	Salem College (W.V.)	1977
Reggie Rivers	RB	SW Texas State	1991-92
Joe Rizzo	LB	Merchant Marines	1974-80
Randy Robbins	DB	Arizona	1984-91
Frank Robinson	CB	Boise State	1992
Jeroy Robinson	LB	Texas A&M	1990
Matt Robinson	QB	Georgia	1980
Alden Roche	DE	Southern University	1970
Ruben Rodriguez	P	Arizona	1992
William E. Roehnehl	LB	Bradley	1961-62
Stan Rogers	T	Maryland	1975
David S. Rolle	FB	Oklahoma	1960-61
Albert Romine	HB	Florence State	1960
Oliver Ross	RB	Alabama A&M	1973-75
Tobin Rote	QB	Rice	1966
Justin D. Rowland	HB	Texas Christian	1962
John Rowser	DB	Michigan	1974-76
Martin Rudolph	DB	Arizona	1987
Mike Ruether	C	Texas	1988-89
Darryl Russell	DB	Appalachian State	1987
Derek Russell	WR	Arkansas	1991-92
Jim Ryan	LB	William and Mary	1979-88
Tom Rychlec	E	American International	1963
George Saines	S	Michigan State	1970-72
Harvey Salem	T	California	1991
Clint Sampson	WR	San Diego State	1983-86
John Sawyer	TE	So. Mississippi	1983-84
Ron Sbranti	LB	Utah State	1966
Robert Scarpitto	WR/P	Notre Dame	1962-67
Carl Schaukowitz	G	Penn State	1975
Steve Schindler	G	Boston College	1977-78
Mike Schnitker	G	Colorado	1969-74
John Schultz	WR	Maryland	1976-78
Lew Scott	DB	Oregon State	1966
James H. Sears	H B	So. California	1960-61
Goldie Sellers	DB	Grambling	1966-67
Jeff Severson	DB	Long Beach State	1975
Steve Sewell	RB/WR	Oklahoma	1985-91
Don Shackelford	G	Pacific	1964

Rick Sharp	T	Washington	1972
Shannon Sharpe	WR	Savannah State	1990-92
George H. Shaw	QB	Oregon	1962
Richard Shelton	CB	Liberty	1989
Rod Sherman	WR	Southern California	1972
Roger T. Shoals	T	Maryland	1971
Laval Short	DT	Colorado	1980
Jerry Simmons	WR	Bethune-Cookman	1971-74
Leon Simmons	LB	Grambling	1963
Mike Simone	LB	Stanford	1972-74
Jack M. Simpson	LB	Mississippi	1961
John Skopan	HB	So. Mississippi	1963
Milton (Mickey) Slaughter	QB	Louisiana Tech	1963-66
Tom Smiley	RB	Lamar Tech	1969
Aaron Smith	LB	Utah State	1984
Art Smith	LB	Hawaii	1980
Daniel Eugene Smith	HB	Northeast Oklahoma	1961
Dennis Smith	S	Southern California	1981-92
Don Smith	G	Florida A&M	1967
Ed Smith	DE	Colorado College	1973-75
Elliott Smith	CB	Alcorn A&M	1990
Harold Smith	T	UCLA	1960
Hugh B. Smith	E	Kansas	1962
James Smith	S	Utah State	1969
Matt Smith	LB	West Virginia	1987
Monte Smith	G	North Dakota	1989
Paul Smith	DT/DE	New Mexico	1968-78
Perry Smith	DB	Colorado State	1980-81
Sammie Smith	RB	Florida State	1992
Willie Smith	G	Michigan	1960
Matt Snorton	TE	Michigan State	1964
Brian Sochia	NT/DE	NW Oklahoma State	1991-92
Roland Solomon	CB	Utah	1981
Henry Sorrell	LB	Chattanooga	1967
Rich Stachowski	DE/NT	California	1983
Jerry N. Stalcup	LB	Wisconsin	1961-62
Scott Stankavage	QB	North Carolina	1984, 1986
Bruce Starling	HB	Florida	1963
Larry Steele	P	Santa Rosa	1974
Fred Steinfort	K	Boston College	1979-81
James E. Stinnette	FB/LB	Oregon State	1961-62
Jesse Stokes	DB	Corpus Christi	1968
Don E. Stone	FB	Arkansas	1961-64
Otto Stowe	WR	Iowa State	1974
Robert J. Stransky	HB	Colorado	1960
David Strickland	T/G	Memphis State	1960
Dave Studdard	T	Texas	1979-88
Jerry G. Sturm	C/T/G	Illinois	1961-66
Nick Subis	G/C	San Diego State	1991
John Sullins	LB	Alabama	1992
Don Summers	TE	Boise State	1984-85
Jim Summers	DB	Michigan State	1967
Shane Swanson	WR	Nebraska	1987
Neal Sweeney	FL	Tulsa	1967
Bob Swenson	LB	California	1975-79, 1981-83
Gene Sykes	DB	Louisiana State	1967
Jim Szymanski	DE	Michigan State	1990-91
George Tarasovic	DE	Louisiana State	1967
Jerry L. Tarr	E	Oregon	1962
Lionel T. Taylor	E	New Mexico Highlands	1960-66
Steve Tensi	QB	Florida State	1967-70
Jim Thibert	LB	Toledo	1965
Calvin Thomas	RB	Illinois	1988
Earlie Thomas	DB	Colorado State	1975
J. T. Thomas	S	Florida State	1982
Zach Thomas	WR/PR	S. California State	1983-84
Anthony Thompson	LB	East Carolina	1990
Arland Thompson	G	Baylor	1980
Bill Thompson	DB	Maryland State	1969-81
Jim Thompson	DT	Southern Illinois	1965
Robert Thompson	WR	Youngstown State	1987
Cedric Tillman	WR	Alcorn State	1992
Dave Tobey	LB	Oregon	1968
Andre Townsend	DE/NT	Mississippi	1984-90
Keith Traylor	LB	Central State (Oklahoma)	1991-92
Jerry Traynham	HB	Southern California	1961
David Treadwell	K	Clemson	1989-92

Steve Trimble	DB	Maryland	1981-83
Frank Tripucka	QB	Notre Dame	1960-63
Jeff Tupper	DL	Oklahoma	1987
Godwin Turk	LB	Southern Univ.	1976-78
Clem Turner	RB	Cincinnati	1970-72
Jim Turner	K	Utah State	1971-79
Maurice Tyler	S	Morgan State	1973-74
Richard Tyson	G	Tulsa	1967

Keith Uecker	T	Auburn	1982-83
Rick Upchurch	WR	Minnesota	1975-83
Olen Underwood	LB	Texas	1971

Bill Van Heusen	WR/P	Maryland	1968-76
Bob Vaughan	G	Mississippi	1968
Chris Verhulst	TE	Cal-State Chico	1990
Lloyd Voss	T	Nebraska	1972

Bob Wade	CB	Morgan State	1970
Clarence Walker	HB	Southern Illinois	1963
Kenny Walker	DE	Nebraska	1991-92
Dave Washington	LB	Alcorn A&M	1971
Dave Washington	E	Southern California	1968
Gene Washington	WR	Michigan State	1973
Steve Watson	WR	Temple	1979-87
Norris Weese	QB	Mississippi	1976-79
Theodore A. Wegert	FB	No college	1961
Jack Weil	P	Wyoming	1986
Bill West	CB	Tennessee State	1972
Charlie West	DB	UTEP	1978-79
Willie West	DB	Oregon	1964
Max Wettstein	E	Florida State	1966
Jim Whalen	TE	Boston College	1970-71
Andre White	TE	Florida A&M	1967
Jim White	DE	Colorado State	1976
Dave Widell	G/T	Boston College	1990-92
Doug Widell	G	Boston College	1989-92
Gerald Willhite	RB	San Jose State	1982-88
Harold Williams	HB	Miami (Ohio)	1961
Wandy Williams	RB	Hofstra	1969-70
Nemiah Wilson	DB	Grambling	1965-67
Steve Wilson	CB	Howard	1982-88
Sammy Winder	RB	Southern Mississippi	1982-90
Bryant Winn	LB	Houston	1987
Malcolm Richard Wood	QB	Auburn	1962
Ken Woodard	LB	Tuskegee Institute	1982-86
Ray Woodard	DE	Texas	1987
Chris Woods	WR	Auburn	1989
James Earl Wright	HB	Memphis State	1964
Jim Wright	TE	Texas Christian	1980-85
Lonnie Wright	DB	Colorado State	1966-67
Louis Wright	CB	San Jose State	1975-86

William G. Yelverton	E	Mississippi	1960
Joseph A. Young	E	Arizona	1960-61
Michael Young	WR	UCLA	1989-92
Robert Young	G	Howard Payne	1966-70

Bob Zeman	DB	Wisconsin	1962-63
-----------	----	-----------	---------

Schools Represented

Colorado 20, Wisconsin 16, Southern California 14, Louisiana State 13, Maryland 13, Colorado State 12, Oregon 12, Texas 12, Arizona 11, UCLA 11, Michigan State 10, Utah State 10, Boston College 9, California 9, Georgia 9, Houston 9, Michigan 9, Nebraska 9, San Diego State 9, Washington 9, Mississippi 8, Notre Dame 8, Stanford 8, Auburn 7, Baylor 7, Florida 7, Florida A&M 7, Florida State 7, Grambling 6, Memphis State 6, Ohio State 6, Oregon State 6, Penn State 6, Southern Mississippi 6, Texas A&M, Arizona State 5, Arkansas 5, Brigham Young 5, Clemson 5, Minnesota 5, Oklahoma 5, Pittsburgh 5, Purdue 5, San Jose State 5, Southern 5, Tulane 5, Tulsa 5, Alcorn State 4, Illinois 4, Kansas 4, Miami (Fla.) 4, Nevada-Las Vegas 4, South Carolina 4, Utah 4, Wyoming 4, 18 with three each, 38 with two each, 98 with one each. Seven players did not attend college.

Service

FOURTEEN YEARS — Tom Jackson 1973-86.

THIRTEEN YEARS — Barney Chavous 1973-85; Paul Howard 1973-75, 1977-86; Bill Thompson 1969-81.

TWELVE YEARS — Billy Bryan 1977-88, Rubin Carter 1975-86, Ken Lanier 1981-92, Riley Odoms 1972-83, Dennis Smith 1981-92, Louis Wright 1975-86.

ELEVEN YEARS — Steve Foley 1976-86; Paul Smith 1968-78.

TEN YEARS — John Elway 1983-92, Randy Gradisher 1974-83, Karl Mecklenburg 1983-92, Haven Moses 1972-81, Jim Ryan 1979-88, Dave Studdard 1979-88.

NINE YEARS — Keith Bishop 1980, 1982-89; Mike Current 1967-75; Rick Dennison 1982-90; Mike Harden 1980-88, Rulon Jones 1980-88, Clarence Kay 1984-92, Gary Kubiak 1983-91, Floyd Little 1967-75, Fran Lynch 1967-75, Claudia Minor 1974-82, Jim Turner 1971-79, Rick Upchurch 1975-83, Billy Van Heusen 1968-76, Steve Watson 1979-87, Sammy Winder 1982-90.

EIGHT YEARS — Lyle Alzado 1971-78; Otis Armstrong 1973-80; Simon Fletcher 1985-92, Tom Glassic 1976-83, Glenn Hyde 1976-81, Vance Johnson 1985-92, Larry Kaminski 1966-73, Greg Kragen 1985-92, Brison Manor 1977-84, Randy Robbins 1984-91, Steve Sewell 1985-92, Bob Swenson 1975-79, 1981-83.

SEVEN YEARS — Al Denson 1964-70; Pete Duranko 1967-70, 1972-74; Ron Egloff 1977-83; Larry Evans 1976-82; Goose Gonsoulin 1960-66, John Grant 1973-79, Charles Greer 1968-74, Mike Horan 1986-92, Jerry Inman 1966-71, Mark Jackson 1986-92, Rich Karlis 1982-88, Jon Keyworth 1973-79, Rob Lytle 1977-83, Bobby Maples 1972-78, Joe Rizzo 1974-80, Lionel Taylor 1960-66, Andre Townsend 1984-90, Gerald Willhite 1982-88, Steve Wilson 1982-88.

SIX YEARS — Sam Brunelli 1966-71; Tyrone Braxton 1987-92, Michael Brooks 1987-92, Ken Criter 1969-74, Eldon Danonhauer 1960-65, George Goeddeke 1967-72, Richard Jackson 1967-72, Keith Kartz 1987-92, Don Latimer 1978-83, Tim Lucas 1987-92, Tommy Lyons 1971-76, Marv Montgomery 1971-76, Craig Morton 1977-82, Chip Myrtle 1967-72, Dave Preston 1978-83, Steve Ramsey 1971-76, Bob Scarpitto 1962-67, Mike Schnitker 1969-74, Jerry Sturm 1961-66.

EARL HARTMAN AWARD

	OFFENSE	DEFENSE	SPECIAL TEAMS
1992	John Elway	Simon Fletcher	Keith Traylor
1991	John Elway	Dennis Smith	Alton Montgomery
1990	Bobby Humphrey	Steve Atwater	Kevin Clark
1989	Bobby Humphrey	Dennis Smith	David Treadwell
1988	John Elway/ Sammy Winder	Simon Fletcher	Ken Bell
1987	John Elway	Karl Mecklenburg	Ken Bell
1986	John Elway	Mike Harden	Darren Comeaux
1985	John Elway	Rulon Jones	Daniel Hunter
1984	Steve Watson	Louis Wright	Ken Woodard
1983	Steve Watson	Randy Gradisher	Ken Woodard
1982	Billy Bryan	Louis Wright	Rob Lytle/ Rick Upchurch
1981	Steve Watson	Bob Swenson	Jim Ryan
1980	Billy Bryan	Randy Gradisher	Fred Steinfert
1979	Craig Morton	Bob Swenson	Larry Canada
1978	Riley Odoms	Randy Gradisher	Maurice Harvey
1977	Craig Morton	Tom Jackson	Rick Upchurch
1976	Riley Odoms	Tom Jackson	Rick Upchurch
1975	Bobby Maples	Lyle Alzado	Jim Turner
1974	Otis Armstrong	Tom Jackson	Ken Criter
1973	Charley Johnson	Paul Smith	

BOB PECK MEMORIAL AWARD MOST INSPIRATIONAL PLAYER

1992	Dennis Smith
1991	Kenny Walker
1990	Keith Kartz
1989	Marc Munford
1988	Keith Bishop/Billy Bryan
1987	Keith Bishop
1986	Tom Jackson
1985	Tom Jackson
1984	Tom Jackson
1983	Tom Jackson
1982	Tom Jackson
1981	Tom Jackson

HISTORICAL HIGHLIGHTS

1959

AUGUST 14 — First American Football League organizational meeting held in Chicago. Denver, with Bob Howsam as its principal owner, named as a charter member along with New York, Dallas, Los Angeles, Minneapolis and Houston. **NOVEMBER 22** — First player selection draft held through 32 rounds. Denver's first pick is Roger LeClerc, center, Trinity. **DECEMBER 1** — Dean Griffing named general manager of the Broncos.

1960

JANUARY 1 — Frank Filchock named first head coach of the Broncos **JANUARY 30** — Denver placed in AFL's western division with Dallas, Oakland and Los Angeles. **JULY** — First Bronco training camp opens at Colorado School of Mines. **SEPTEMBER 9** — After losing all five pre-season games, the Broncos become the first AFL victor when they defeat the Patriots in Boston in history's first AFL game, 13-10. Attendance — 21, 597. **OCTOBER 2** — Broncos play first home game in Bears Stadium, defeat Oakland, 31-24, before crowd of 18, 372. **DECEMBER** — Offensive End Lionel Taylor, Defensive Tackle Bud McFadin and Safety Goose Gonsoulin all named to first official all-AFL team.

1961

MAY 26 — Bob and Lee Howsam, original principal owners of the Broncos, sell their stock to a new syndicate headed by Cal Kunz and Gerry Phipps. **JUNE 1** — Cal Kunz named president and operating head of Empire Sports. **DECEMBER** — Lionel Taylor sets professional record with 100 pass receptions for season. Taylor and Bud McFadin named to all-AFL team. **DECEMBER** — Frank Filchock released as Broncos head coach.

1962

FEBRUARY 1 — Jack Faulkner hired as Broncos head coach. **JULY 1** — Dean Griffing released as Broncos general manager. Faulkner named to dual post as head coach and general manager. **JULY** — Public burning ceremony of Broncos' notorious vertically striped socks at Broncos' intra squad game. **DECEMBER** — Jack Faulkner named coach of the year in AFL. Gene Mingo set professional field goal record of 27 in a season. Eldon Danenhauer, Lionel Taylor, Goose Gonsoulin and Bob Zeman named to the official all-AFL team.

1963

DECEMBER — Billy Joe named AFL rookie of the year. Goose Gonsoulin only Bronco to make the all-AFL team. Lionel Taylor wins fourth straight pass receiving title.

1964

JANUARY — Broncos and Jets complete historic nine-player trade, largest ever made in the AFL. Broncos send Gene Prebola, Wahoo McDaniel, Gordy Holz and Bob Zeman to Jets for Dick Guesman, Ed Cooke, Charlie Janerette, Jim Price and Sid Fournet. **OCTOBER 4** — Jack Faulkner released as head coach. **OCTOBER 5** — Mac Speedie accepts appointment as interim head coach. **DECEMBER 12** — Mac Speedie named head coach. **DECEMBER** — Jim Fraser wins third straight punting title. Willie Brown named to all-AFL team.

1965

FEBRUARY 15 — Gerald and Allan Phipps purchase 52 percent of the stock of Empire Sports, thus giving them virtually 100 percent ownership and saving the Bronco franchise for Denver. **MARCH 5** — Record sale of 941 season tickets in one day. **APRIL 1** — Season ticket drive goal of 20,000 sales reached. Figure to reach 22,000 by May 1. **MAY 17** — Allan Phipps named president of Empire Sports, Inc. Gerry Phipps re-named Chairman of the Board. **MAY 29** — Jim Burris, Bears general manager, named executive vice-president of Empire Sports. **DECEMBER 12** — Lionel Taylor makes the 500th catch of his career in game against Boston to become the first AFL player to top this figure. **DECEMBER** — Tackle Eldon Danenhauer, Split End Lionel Taylor and Fullback Cookie Gilchrist named to the all-AFL team. Lionel Taylor wins fifth pass receiving crown and Abner Haynes — wins league kickoff return championship.

HISTORICAL HIGHLIGHTS (Continued)

1966

JUNE 8 — Merger of American and National Leagues announced. **SEPTEMBER 19** — Ray Malavasi named Head Coach of the Broncos. **DECEMBER** — John Bramlett, Goose Gonsoulin, Bob Scarpitto and Jerry Sturm chosen to play in AFL All-Star contest in January. **DECEMBER 19** — Lou Saban signs a 10-year contract as General Manager and Head Coach of the Denver Broncos.

1967

MARCH 1 — Broncos move to new suburban executive offices with adjacent practice field and locker room facilities for both pre-season and regular season training. **MARCH 17** — Metropolitan Denver voters turn down stadium bond issue, but Bronco fans immediately organize for fund raising drive to improve Bears Stadium and keep Broncos in Denver. **MAY 17** — Floyd Little, Denver's No. 1 draft choice, signs with Broncos. Little becomes the first No. 1 choice to sign with Denver in the history of the club. **AUGUST 5** — Broncos defeat Detroit Lions 13-7 in pre-season game at DU for AFL's first win over the NFL. **AUGUST 15** — Quarterback Steve Tensi acquired from San Diego for first round draft choices in both 1968 and 1969. **DECEMBER** — Floyd Little paces AFL in punt returning with a 16.9 average. Bob Scarpitto repeats as punt leader with a 44.9 norm. Flanker Al Denson selected All League in player balloting.

1968

JANUARY — Flanker Al Denson, defensive tackle Dave Costa, center Larry Kaminski and cornerback Nemiah Wilson participate in AFL All-Star game. Lou Saban and staff coach the West stars. **FEBRUARY** — Civic drive to raise \$1.8 million ends successfully and City of Denver receives stadium as a gift after purchase of the facility from Empire Sports, Inc. by non-profit group. Construction begins on 16,000 seat upper deck that will raise capacity to 50,000 for 1968 season. **SEPTEMBER 21** — Broncos move into new administrative building at 5700 Logan Street. **DECEMBER 14** — Bears Stadium is officially re-named Denver Mile High Stadium.

1969

JANUARY 19 — Dave Costa, Rich Jackson and Floyd Little participate in AFL All-Star Game in Jacksonville, Florida. **DECEMBER** — Floyd Little and Rich Jackson named to first team All League. **DECEMBER** — Bill Thompson (rookie) tops AFL list in punt and kickoff returns, the first player in pro football history to ever hold both titles.

1970

JANUARY 17 — Rich Jackson, Dave Costa, Floyd Little, Mike Current and George Goeddeke play in All-Star game on West team. **SEPTEMBER** — Season ticket sale hits record number of 43, 584. **DECEMBER 20** — Floyd Little gains 44 yards to win American Conference rushing title with 901 yards. It was first rushing crown and first season Little played in all 14 games.

1971

JANUARY — Richard Jackson named to official National Football League all-star team. **JANUARY** — Richard Jackson and Floyd Little make starting line-ups for American Conference in first AFC-NFC Pro Bowl game. **MAY 12** — Broncos stop sale of season tickets at record 47,500. **OCTOBER 24** — Denver coach Lou Saban and Broncos down Cleveland 27-0. It was first time Browns were shut-out since 1952. It was also to be Saban's last victory as Bronco coach. **NOVEMBER 17** — Lou Saban resigns as head coach of Broncos, a position he had held for five years. Offensive line coach Jerry Smith is named interim head coach. Saban, in December, resigns as General Manager to return to Buffalo Bills as head coach. **DECEMBER 19** — Floyd Little compiles 79 yards against Raiders in Oakland to finish as pro football's top runner with 1,133 yards. Little also becomes first Bronco to rush for more than 1,000 yards in a season.

1972

JANUARY 5 — John Ralston, successful head coach at Stanford, is announced as Denver's new head coach. He later adds the title of General Manager. **MARCH 16** — For the first time in the history of Denver professional football, there will be no public sale of season tickets, it is reported. Season ticket holders renewed 46,500 of the 47,500 available season tickets, and further exercised their option for 8,000 additional tickets. **APRIL 5** — Long-time Rocky Mountain Empire Sports employee Earl Hartman dies of cancer. Hartman was Treasurer of Empire Sports and Business Manager of the Broncos at the time of his death.

HISTORICAL HIGHLIGHTS (Continued)

1973

MARCH 3 — Season ticket holders renew 47,800 of 48,000 season tickets to assure Denver again of having no public sale of season tickets. **OCTOBER 14** — Charley Johnson also becomes the 18th quarterback in pro football history to go over 20,000 yards lifetime as he connects for 214 yards plus three TDs to Haven Moses in a 48-20 win at Houston. **OCTOBER 22** — With "Orange Monday" banners waving, the Broncos perhaps play the most important game to date in the club's history against Oakland on national television. Denver comes back to knot the contest, 23-23, on a 35-yard field goal by Jim Turner. **NOVEMBER 25** — Denver defeats Kansas City, 14-10, to take over first place in the AFC West with three games to go. The win moves the Broncos to 6-3-2 — the six victories the second best mark ever for a Denver team to date. **DECEMBER 9** — Denver 42, San Diego 28! The Broncos are winners at last, as Denver clinches the team's seventh victory of the season, assuring the club of a winning year.

1974

JANUARY — Four Broncos, Floyd Little, Haven Moses, Riley Odoms and Paul Smith, are invited to play in the Pro Bowl. John Ralston is named AFC Coach of the Year for guiding Denver to its first winning season ever. Odoms is named All-Pro by NEA. **SEPTEMBER 10** — Denver voters pass a \$25 million bond issue to expand and improve Mile High Stadium to over 75,000 seats. The stadium was projected to be finished in time for the 1976 regular season. **SEPTEMBER 22** — The Broncos and the Pittsburgh Steelers play in the first regular season overtime game as a 35-35 score was present at the end of regulation play. Neither team scored in the sudden death period. **NOVEMBER 28** — Before a television audience estimated at 35 million, the Broncos riddle the Detroit Lions 31-27 on Denver's first Thanksgiving Day game in Detroit. **DECEMBER 8** — Denver assures itself of the team's second consecutive winning season and Otis Armstrong sets a single game rushing mark of 183 yards as the Broncos down Houston 37-14. **DECEMBER 15** — Otis Armstrong finishes the season with 1407 yards and the NFL rushing title becoming one of a half dozen players ever to average more than 100 yards per game in pro football.

1975

JANUARY — Otis Armstrong and Riley Odoms represent the Broncos in the annual Pro Bowl game in Miami, Fla. **FEBRUARY** — Expansion of Mile High Stadium begins, which will provide 63,500 capacity for the 1976 season and an ultimate capacity of 75,000 in 1977. **DECEMBER 14** — Floyd Little winds up his career as the seventh all-time rusher in the NFL with 6,323 yards.

1976

JANUARY 26 — Tight end Riley Odoms and linebacker Randy Gradishar are the Broncos representatives in the Pro Bowl in New Orleans. **MARCH 28** — Quarterback Charley Johnson announces his retirement from the National Football League after a 15-year career. Johnson led the club to its first two winning seasons in 1973 and 1974. **JUNE 27** — Lyle Alzado is one of three finalists for the man of the Year Award and Rick Upchurch is honored as the American Conference Offensive Rookie of the Year by the NFL Players Association. **SEPTEMBER 26** — Rick Upchurch ties an NFL record by returning two punts for touchdowns in a 44-13 win over the visiting Cleveland Browns. **OCTOBER 24** — Rick Upchurch ties an NFL record with his fourth punt return touchdown of the season in a 35-26 win over Kansas City. **NOVEMBER 7** — With two field goals and six extra points, Jim Turner becomes the fifth player in pro football history to surpass 1,200 points. **DECEMBER 12** — The Broncos stop Chicago, 28-14, for the ninth win of the season, highest total in Denver history. Otis Armstrong rushes for 116 yards to reach 1,008 for the season, his second 1,000-yard in his career. **DECEMBER 18** — Fred Gehrke, long-time Bronco administrator, is named general manager.

1977

JANUARY 17 — Rick Upchurch and Otis Armstrong are the Bronco participants in the annual AFC-NFC Pro Bowl in Seattle. **JANUARY 31** — John Ralston resigns as Head Coach of the Denver Broncos. **FEBRUARY 1** — Robert (Red) Miller, a former Bronco assistant coach, is named as the team's eighth head coach. **JUNE 12** — Lyle Alzado is named winner of the National Football League Players Association's Byron (Whizzer) White Award as the group's Man of the Year. **OCTOBER 16** — Pushing their season record to 5-0, the Broncos use seven interceptions and a touchdown pass to kicker Jim Turner to trounce the defending world champion Oakland Raiders, 30-7. **NOVEMBER 27** — In

HISTORICAL HIGHLIGHTS (Continued)

a showdown of the two best records in the NFL, the Broncos get a 73-yard interception return for a touchdown by Tom Jackson to dump Baltimore, 27-13, and run their record to 10-1. **DECEMBER 4** — With a 24-14 win at Houston the Broncos clinch a playoff berth, first in the club's history. Later in the day, the Broncos clinch the AFC Western Division championship when the Raiders fall to the Los Angeles Rams. **DECEMBER 18** — The Broncos lose to Dallas in the regular season finale, 14-6, but post the best record in the history of the franchise, 12-2, tied with Dallas for the best in the NFL. **DECEMBER 24** — Before the largest crowd ever to watch a sporting event in the state of Colorado, 75,011, the Broncos stop the Pittsburgh Steelers in the first round of playoff action, 34-21.

1978

JANUARY 1 — In a hard-fought game at Mile High Stadium, the Broncos dethrone the Raiders, 20-17, for the AFC championship and a trip to the Super Bowl in New Orleans. **JANUARY 15** — Broncos fall to the Cowboys, 27-10, in the Super Bowl. **JANUARY 23** — Lyle Alzado, Randy Gradishar, Tom Jackson, Billy Thompson and Louis Wright represent the Broncos in the Pro Bowl, the largest Denver contingent in history. **MARCH** — Only 143 season tickets are not renewed, a new all-time low. **DECEMBER 3** — Broncos win by 21-6 score at Oakland, holding the Raiders without a touchdown for the second time in the season, and moving within one game of AFC West crown. **DECEMBER 10** — Denver downs Kansas City, 24-3, winning second straight division championship, as QB Craig Morton goes 19-for-22 with 16 straight completions, both second best all-time NFL marks. **DECEMBER 30** — Denver loses in the playoffs to eventual Super Bowl champion Pittsburgh Steelers, 33-10.

1979

JANUARY 29 — Broncos are represented by an all-time high of seven players in the NFL Pro Bowl, including Lyle Alzado, Randy Gradishar, Tom Jackson, Riley Odoms, Bill Thompson, Rick Upchurch, and Louis Wright. **MARCH** — Only 161 season tickets are not renewed, virtually assuring the Broncos of their tenth straight sellout season. **OCTOBER 7** — Denver shuts out San Diego, 7-0, marking first time ever for Broncos to record two shutouts in one season. Denver had opened the campaign with 10-0 win over Cincinnati. **NOVEMBER 11** — Rick Upchurch becomes the all-time pro football record holder in career punt return yardage. He set the record vs. New England, surpassing the late Emlen Tunnell's total of 2,209 yards. **DECEMBER 17** — Denver clinches a playoff berth for the third straight year. **DECEMBER 23** — Denver loses in wild card playoff game at Houston, 13-7.

1980

JANUARY 27 — The Broncos are represented in the Pro Bowl game by Randy Gradishar, Tom Jackson, Rick Upchurch, and Louis Wright. **MARCH** — Only 146 season tickets are not renewed for 1980, virtually assuring the club of its 11th consecutive sellout campaign. **OCTOBER 5** — Randy Gradishar returns interception 93 yards for a touchdown vs. Cleveland, the longest such return in team history and the NFL's longest for 1980 season. **OCTOBER 13** — Fred Steinfort kicks 57-yard field goal, tying record for third-longest kick in NFL history.

1981

JANUARY — Fred Steinfort is named by Pro Football Weekly as that publication's Golden Toe Award winner for the 1980 season, having tied for the league lead with 26 field goals. **FEBRUARY 25** — Edgar F. Kaiser, Jr. is introduced as the new owner of the Denver Broncos, having purchased the club from principal owners Gerald H. Phipps and Allan R. Phipps. **MARCH 10** — Grady Alderman is named new General Manager and Dan Reeves is named as the new Head Coach. **MARCH** — The Broncos are sold out for their 12th consecutive season. **SEPTEMBER** — Craig Morton throws four touchdown passes in each of two consecutive games, vs. Baltimore and San Diego, a first in franchise history. Wide receiver Steve Watson ties a team record with three touchdown receptions against the Colts on September 20. **NOVEMBER 22** — Watson catches a touchdown pass at Cincinnati to set a new team record with 13 TD catches in one season. **DECEMBER 20** — Watson gains 82 yards on receptions at Chicago, establishing a new Bronco single season mark with 1,244 reception yards. Individually, Morton set single season records for yards gained (3,213), yards passing (3,195), and average gain per play (8.37), while Watson led the AFC in reception yardage and in touchdown receptions (13).

HISTORICAL HIGHLIGHTS (Continued)

1982

JANUARY 31 — The Broncos are represented in the Pro Bowl game by Randy Gradishar, Bob Swenson, Bill Thompson, and Steve Watson. **MARCH** — Only 49 season ticket accounts have not been renewed for 1982, virtually assuring the Broncos of their 13th consecutive sellout season in Mile High Stadium. **SEPTEMBER 21** — The NFL Players Association begins the first regular season strike in NFL history, resulting in the cancellation of games for eight consecutive weeks. **DECEMBER 3** — Hein Poulus is named Vice President and General Manager of the Broncos. **DECEMBER 19** — Rick Upchurch returns a punt 78 yards for a touchdown against Kansas City to tie the all-time pro football record of eight career touchdowns on punt returns.

1983

JANUARY 3 — Final NFL statistics show Rick Upchurch as the NFL's punt return leader with a 16.1 average and Luke Prestridge as the league's leading punter with a 45.0 mark. **FEBRUARY 6** — The Broncos are represented in the Pro Bowl game by Randy Gradishar, Luke Prestridge, and Rick Upchurch. **MARCH 15** — Only 89 season ticket accounts have not been renewed for 1983, virtually assuring the Broncos of their 14th consecutive sellout season in Mile High Stadium. **MAY 2** — In the biggest trade in franchise history, Denver acquires quarterback John Elway, the first player taken in the NFL draft, and signs him to a five-year contract. **DECEMBER 11** — Elway throws three fourth quarter touchdown passes to erase a 19-0 deficit and lead the Broncos to a 21-19 playoff-clinching win over Baltimore. This marks the fourth Bronco appearance in playoff competition. **DECEMBER 24** — Denver loses the wild card game at Seattle. 31-7.

1984

JANUARY 29 — Randy Gradishar makes his seventh Pro Bowl appearance. Louis Wright also was named to the AFC Pro Bowl team, but was unable to play because of a fractured finger. **MARCH** — Only 146 season ticket accounts have not been renewed for 1984, virtually assuring the Broncos of their 15th consecutive sellout season in Mile High Stadium. **MARCH 23** — Pat Bowlen is introduced as the new owner of the Denver Broncos, assuming the title of President and Chief Executive Officer. **NOVEMBER 18** — The Broncos beat Minnesota 42-21 for the club's 10th straight victory, a team record. John Elway tied a Denver record throwing five touchdown passes in the game. **DECEMBER 15** — Denver wins its 13th game of the season, the most in Bronco history, and captures the AFC West crown with a 31-14 win over Seattle. Sammy Winder finishes the season with 1,153 yards rushing, and Steve Watson gains 1,170 yards receiving — the first time Denver has had 1,000-yard performers in both categories in the same season. **DECEMBER 30** — Pittsburgh defeats Denver 24-17 in a divisional playoff game.

1985

JANUARY 27 — Sammy Winder represents the Broncos in the NFL Pro Bowl. **FEBRUARY 18** — Owner Pat Bowlen names John Beake as General Manager and Dan Reeves as Vice President of the club. **MARCH** — Only 82 season ticket accounts have not been renewed for the 1985 season, virtually assuring the Broncos of their 16th consecutive sellout session in Mile High Stadium. **DECEMBER 20** — Denver beats Seattle 27-24 to close out the season at 11-5. The Broncos set season records with total yards (5,496) and total points (380). John Elway, who threw for 432 yards against Seattle, set Denver records in total offense (4,144 yards) and passing yards (3,891) for the season, and Karl Mecklenburg's 13 quarterback sacks also set a new Bronco standard.

1986

FEBRUARY 2 — The Broncos are represented by four players in the Pro Bowl — Rulon Jones, Karl Mecklenburg, Dennis Smith, and Louis Wright. **FEBRUARY 26** — Owner Pat Bowlen holds ground breaking ceremonies for 60 luxury Penthouse Suites to be built atop Mile High Stadium's fifth level. **MARCH** — Only 127 season ticket accounts have not been renewed for the 1986 season, virtually assuring the Broncos of their 17th consecutive sellout season in Mile High Stadium. **OCTOBER 12** — Broncos post a 31-14 win over San Diego to equal best start in team history with 6-0 record.

HISTORICAL HIGHLIGHTS (Continued)

DECEMBER 13 — Denver, which had clinched AFC Western Division title by virtue of a Seattle win over Los Angeles the previous Monday night, clinched home field advantage for first playoff game by defeating Washington, 31-30. **DECEMBER 20** — Broncos conclude regular season play with second straight 11-5 record. Thirty-five individual and team records were set by the Broncos in 1986. DE Rulon Jones was named the AFC Defensive Player of the Year by UPI, and LB Karl Mecklenburg was named the AFC Player of the Year by the Football News.

1987

JANUARY 4 — Broncos post a 22-17 playoff win over New England Patriots before 76,105, largest crowd ever to watch a Denver home game. **JANUARY 11** — Broncos post a thrilling, 23-20 overtime win over the Cleveland Browns to win the AFC championship and earn a trip to Super Bowl XXI. **JANUARY 18** — A crowd of over 63,000 attends a Mile High Stadium rally prior to team's departure for Pasadena. **JANUARY 25** — The Broncos lose to the New York Giants by a 39-20 score in Super Bowl XXI, a game watched by 101,063 at the Rose Bowl and played before a national television audience of 127,000,000. In addition, the game was televised live in 53 other nations. **JANUARY 26** — Over 100,000 fans welcome Broncos home in parade through downtown Denver. **FEBRUARY 1** — Six Broncos play in the Pro Bowl game, including Keith Bishop, John Elway, Rulon Jones, Karl Mecklenburg, Dennis Smith, and Sammy Winder. **MARCH** — Only 58 season ticket accounts have not been renewed for the 1987 season, virtually assuring the Broncos of their 18th consecutive sellout season in Mile High Stadium, longest sellout streak in the AFC and second longest in the NFL. **AUGUST 9** — The Broncos lose 28-27 to the Los Angeles Rams in American Bowl '87, a preseason game played in storied Wembley Stadium in London, England. **SEPTEMBER 22** — The NFL Players Association goes on strike, resulting in the cancellation of games for the weekend of Sept. 28. **OCTOBER 4** — Denver loses 40-10 to Houston in the first of three "replacement" games. **NOVEMBER 29** — Denver grabs a 31-17 win over San Diego in the 400th game for both franchises. The contest also marks Dan Reeves' 100th game as the Broncos' head coach. **DECEMBER 27** — The Broncos win their third AFC West title in four years after shutting out San Diego 24-0 in a blizzard. Denver finishes the season with a 10-4-1 record, the only team in the NFL to post eight 10-win seasons since 1977. QB John Elway is named NFL Most Valuable Player by AP.

1988

JANUARY 10 — The Broncos advance to the AFC Championship Game with a 34-10 victory over Houston before 75,968 in Mile High Stadium. **JANUARY 17** — Denver becomes the first AFC team to win consecutive conference championships since Pittsburgh of 1978-79 by defeating Cleveland 38-33. The game garnered a 91 television share in the Denver area, believed to be an all-time national viewing high. **JANUARY 31** — The Broncos lose to Washington 42-10 in Super Bowl XXII in San Diego Jack Murphy Stadium. **FEBRUARY 6** — Three players represent Denver in the Pro Bowl Game, Keith Bishop, John Elway, and Karl Mecklenburg. **MARCH** — The Broncos are virtually assured of their 19th consecutive sellout campaign as just 91 season ticket accounts are not renewed for the 1988 campaign. **JUNE 3** — The Broncos acquire future Hall of Fame RB Tony Dorsett from the Dallas Cowboys in exchange for a future draft choice. The 1988 campaign will be Dorsett's 12th in pro football. **SEPTEMBER 26** — RB Tony Dorsett eclipses Jim Brown to become the second leading rusher in pro football history, trailing only Walter Payton. **DECEMBER 17** — The Broncos close out the season with a 21-10 win over New England and a disappointing 8-8 record, marking the end of Denver's two-year reign as AFC champions. QB John Elway concludes the season with 3,309 yards passing and 234 rushing to become the first player in football history to have four consecutive years with over 3,000 passing yards combined with over 200 rushing yards. Dorsett finishes the year second to Payton among football's all-time rushing leaders with 12,739 yards.

1989

JANUARY 29 — P Mike Horan is the Broncos' lone representative in the AFC-NFC Pro Bowl Game. **APRIL** — The Broncos conclude season ticket renewals and waiting list additions for 1989, virtually assuring the team of its 20th consecutive sellout campaign at Mile High Stadium. **NOVEMBER 26** — The Broncos clinch their third AFC West title in four seasons after a 41-14 victory at home against Seattle. **DECEMBER 16** — Denver wraps up home field advantage for the AFC Playoffs with 37-0 win at Phoenix.

HISTORICAL HIGHLIGHTS (Continued)

1990

JANUARY 7 — The Broncos advance to the AFC Championship Game with a come-from-behind 24-23 win over Pittsburgh. **JANUARY 14** — The Broncos become the only AFC team to win three conference titles in the 1980s with a 37-21 victory over Cleveland in the AFC Championship Game. **JANUARY 28** — Denver loses 55-10 to San Francisco in Super Bowl XXIV in the New Orleans Superdome. **FEBRUARY 4** — Three players represent the Broncos in the Pro Bowl; K David Treadwell, NT Greg Kragen, and S Dennis Smith. LB Karl Mecklenburg was selected to start in the game but could not participate because of a knee injury suffered in the Super Bowl. **FEBRUARY 26** — The National Football League announces that the Broncos will face Seattle in an Aug. 4 preseason game in Tokyo, Japan. **MARCH 5** — The Paul D. Bowlen Memorial Broncos Centre opens in southeast Denver, housing all of the team's office and training facilities. **AUGUST 5** — The Broncos defeat the Seattle Seahawks by a score of 10-7 in American Bowl '90, played before a sellout audience in the Tokyo Dome in Tokyo, Japan. The game marks Denver's second appearance in an international game, having played the Los Angeles Rams in London in a 1987 American Bowl contest. **NOVEMBER 22** — The Broncos drop a 40-27 game to the Detroit Lions in the Lions' annual Thanksgiving Day contest, marking Denver's fifth appearance in a Thanksgiving Day game, including four in Detroit and one in Denver (a 46-45 loss to the New York Titans in 1962). **DECEMBER 30** — Running back Bobby Humphrey finishes the season with 1,202 rushing yards, becoming one of just 10 backs to rush for over 1,000 yards in each of their first two NFL seasons. Mike Horan leads the entire NFL in punting (44.4) and in net punting average (38.9). The Broncos also boast the NFL's kickoff return leader in Kevin Clark who posts a 25.3 average.

1991

FEBRUARY 3 — Safeties Steve Atwater and Dennis Smith, along with running back Bobby Humphrey, appear in the AFC-NFC Pro Bowl game in Honolulu, Hawaii. It is the first appearance each for Atwater and Humphrey. **JULY 27** — The Broncos lose 14-3 to Detroit in the Hall of Fame Game played in Canton, Ohio. Former Broncos assistant coach Stan Jones is inducted into the Hall. **SEPTEMBER 1** — Denver records its biggest opening day win ever with a 45-14 pounding of Cincinnati. **DECEMBER 8** — A 17-7 win at Cleveland clinches a playoff berth for the Broncos. **DECEMBER 22** — Denver closes out the regular season at 12-4 and wins the AFC West title for the fifth time in eight years.


1992

JANUARY 4 — The Broncos overcome a 21-6 deficit to defeat Houston 26-24 in an AFC Divisional Playoff Game. The winning field goal was set up by a drive that began at the Denver two. The Broncos converted two fourth down plays to keep the possession alive. **JANUARY 12** — Despite a sterling effort by Denver's defense, the Broncos fall 10-7 to Buffalo in the AFC Championship Game. The Bills' high-powered offense managed just 213 yards and 12 first downs in the game. **FEBRUARY 2** — Running back Gaston Green, linebacker Karl Mecklenburg, and safeties Steve Atwater and Dennis Smith represent the Broncos in the Pro Bowl. **MARCH** — The Broncos conclude season ticket renewals and waiting list additions for 1992, virtually assuring the franchise of its 23rd consecutive sellout season. Denver is also named a participant in America Bowl '92, to be played in Berlin. **AUGUST 15** — The Broncos lose to the Miami Dolphins, 31-27, in American Bowl '92 in Berlin's Olympic Stadium. **DECEMBER 28** — Denver Broncos President Pat Bowlen announces that the franchise will not renew the contract of Dan Reeves, thus creating a coaching vacancy in Denver for the first time since 1981. Reeves ends his Denver career with a record of 116-78-1.

1993

JANUARY 25 — Wade Phillips is hired as the 10th head coach in Bronco history, signing a three-year contract as head coach after four seasons as the Broncos' defensive coordinator.

MISCELLANEOUS



DOUG WIDELL STARTED EVERY GAME AT RIGHT GUARD IN 1992. HE HAS NOT MISSED A STARTING ASSIGNMENT SINCE EARNING THE RIGHT GUARD SPOT IN THE SEVENTH WEEK OF THE 1989 SEASON, A STREAK OF 58 GAMES.

THE DENVER BRONCOS YOUTH FOUNDATION

The Denver Broncos Youth Foundation (DBYF), a nonprofit organization, was established in 1982 to help meet the needs of young people from the physical, emotional, social and spiritual aspects of their lives. With this mission in mind, the DBYF works to provide leadership and to foster cooperation rather than competition among existing youth-serving organizations. Its efforts are aimed at creating awareness in Colorado communities about youth needs and at helping address those needs with available time and money.

The DBYF is funded by a broad base of public support which includes individuals and corporations. The Foundation enlists the support and resources of media, school districts, state and local governments, service clubs, para-church groups, and other youth organizations to address issues which impact primarily middle and high school age kids. The Youth Foundation focuses on four particular areas including drug and alcohol programs, educational programs, leadership programs and inner-city programs.

The DBYF enjoys a unique position around the State of Colorado through its affiliation with the Broncos. By utilizing the energy and enthusiasm for the Broncos name, the DBYF is able to capture the attention and imagination of local youth and youth leaders and focus community awareness on contemporary adolescent issues. Admittedly, no single organization can meet *all* the needs of young people; but the DBYF aims to play a significant role by unifying separate efforts—locally and statewide—and helping to create specific plans to meet those needs.

The Youth Foundation is separate from the Football Club, but Denver Broncos' owner, Pat Bowlen is a DBYF Board member.

JIM RYAN President



September 1, 1992, Jim Ryan assumed the position as President of the Denver Broncos Youth Foundation from Randy Gradishar. Having been a board member for 3 years, he is well informed and personally concerned about the needs of Colorado's youth. He has also served on several boards and advisory groups such as Centennial Task Force for Drug Free Youth and the Executive Network. Being a professional

athlete requires determination and commitment. These attributes, coupled with his regard for the direction of today's youth, have influenced him to invest much of his time speaking to groups of young people on self-esteem and drug and alcohol awareness.

Jim graduated from the College of William and Mary in 1979 with a BA in Business Management. There he played football, where he received numerous honors. Ryan signed as a free agent with the Broncos in 1979 and embarked on a 10 year career. He was a starting linebacker for 7 years, missing only one game. As a highlight of his career, Ryan was voted MVP in 1987 at the AFC Championship game which took the Broncos to the Super Bowl. Jim is a charter member of the Alumni Council.

Jim and his wife, Sara, have three sons, Ben, Jonathan and Sam.

NATIONAL FOOTBALL LEAGUE

410 Park Ave., New York, N.Y. 10022 (212) 758-1500
 Commissioner Paul Tagliabue
 President Neil Austrian
 Executive Vice President and League Counsel Jay Moyer
 Vice President of Communications and
 Development Joe Browne
 Vice President of Broadcasting and
 Productions Val Pinchbeck, Jr.
 Vice President of Operations Roger Goodell
 Treasurer Tom Sullivan
 Executive Director for Special Events Jim Steeg
 Executive Vice President for Labor Relations/
 Chairman NFLMC Harold Henderson
 Vice President/General Counsel Dennis Curran
 Vice President for Operations and Compliance Peter Ruocco

ADMINISTRATION

Director of Administration John Buzzeo
 Comptroller Joe Siclare

BROADCASTING

Director of Broadcasting Services Dick Maxwell
 Director of Broadcasting Research Joe Ferreira
 Assistant Director of Broadcasting/
 Productions Nancy Behar

COMMUNICATIONS

Director of Communications Greg Aiello
 Director of International Public Relations Pete Abitante
 Director of Information, AFC Leslie Hammond
 Director of Information, NFC Reggie Roberts

OFFICIATING

Director of Officiating Jerry Seeman
 Assistant Director of Officiating Jack Reader
 Supervisor of Officials Leo Miles
 Supervisor of Officials Ron DeSouza

OPERATIONS

Director of Administration Joe Ellis
 Director of Game Operations Jan Van Duser
 Director of Planning Don Weiss
 Assistant Director of Game Operations Tim Davey

PLAYER EMPLOYMENT

Director of Labor Administration John Jones
 Director of Player Personnel Joel Bussert
 Director of Player Programs Lem Burnham
 Labor Relations Counsel Lal Heneghan
 Labor Relations Counsel Raphael Prevot

SECURITY

Director of Security Warren Welsh
 Assistant Director of Security Charles R. Jackson, Jr.

NATIONAL FOOTBALL LEAGUE PUBLIC RELATIONS DIRECTORS



AMERICAN FOOTBALL CONFERENCE

Buffalo — Denny Lynch.....	(716) 648-1800
Cincinnati — Al Heim	(513) 621-3550
Cleveland — Kevin Byrne	(216) 891-5000
Houston — Chip Namias	(713) 797-9111
Indianapolis — Craig Kelley	(317) 297-2655
Kansas City — Bob Moore	(816) 924-9300
Los Angeles Raiders — Al LoCasale	(213) 322-3451
Miami — Harvey Greene	(305) 623-6262
New England — Mike Hanson	(508) 543-8200
New York Jets — Frank Ramos	(516) 538-6600
Pittsburgh — Dan Edwards	(412) 323-1200
San Diego — Bill Johnston	(619) 280-2111
Seattle — Gary Wright	(206) 827-9777



NATIONAL FOOTBALL CONFERENCE

Atlanta — Charlie Taylor	(404) 945-1111
Chicago — Bryan Harlan	(708) 295-6600
Dallas — Rich Dalrymple	(214) 556-9900
Detroit — Bill Keenist	(313) 335-4131
Green Bay — Lee Rummel	(414) 496-5700
Los Angeles Rams — Rick Smith	(714) 535-7267
Minnesota — Dave Pelletier	(612) 828-6500
New Orleans — Rusty Kasmiersky	(504) 733-0255
New York Giants — Pat Hanlon	(201) 935-8111
Philadelphia — Ron Howard	(215) 463-2500
Phoenix — Paul Jensen	(314) 379-0101
San Francisco — Rodney Knox	(408) 562-4949
Tampa Bay — Rick Odioso	(813) 870-2700
Washington — Charlie Dayton	(703) 478-8900

CHAMPIONSHIP PLAY

AFL-AFC TITLE GAMES

1992	Buffalo 29, Miami 10	1976	Oakland 24, Pittsburgh 7
1991	Buffalo 10, Denver 7	1975	Pittsburgh 16, Oakland 10
1990	Buffalo 51, L.A. Raiders 3	1974	Pittsburgh 24, Oakland 13
1989	Denver 37, Cleveland 21	1973	Miami 27, Oakland 10
1988	Cincinnati 21, Buffalo 10	1972	Miami 21, Pittsburgh 17
1987	Denver 38, Cleveland 33	1971	Miami 21, Baltimore 0
1986	Denver 23, Cleveland 20 (OT)	1970	Baltimore 27, Oakland 17
1985	New England 31, Miami 14	1969	Kansas City 17, Oakland 7
1984	Miami 45, Pittsburgh 28	1968	New York Jets 27, Oakland 23
1983	Los Angeles Raiders 30, Seattle 14	1967	Oakland 40, Houston 7
		1966	Kansas City 31, Buffalo 7
1982	Miami 14, New York Jets 0	1965	Buffalo 23, San Diego 0
1981	Cincinnati 27, San Diego 7	1964	Buffalo 20, San Diego 7
1980	Oakland 34, San Diego 27	1963	San Diego 51, Boston 10
1979	Pittsburgh 27, Houston 13	1962	Dallas 20, Houston 17 (OT)
1978	Pittsburgh 34, Houston 5	1961	Houston 10, San Diego 3
1977	Denver 20, Oakland 17	1960	Houston 24, Los Angeles 16

NFL-NFC TITLE GAMES

1992	Dallas 30, San Francisco 20
1991	Washington 41, Detroit 10
1990	New York Giants 15, San Francisco 13
1989	San Francisco 30, Los Angeles 3
1988	San Francisco 28, Chicago 3
1987	Washington, 17, Minnesota 10
1986	New York Giants 17, Washington 0
1985	Chicago 24, Los Angeles Rams 0
1984	San Francisco 23, Chicago 0
1983	Washington 24, San Francisco 17
1982	Washington 34, Dallas 17
1981	San Francisco 28, Dallas 27
1980	Philadelphia 20, Dallas 7
1979	Los Angeles 9, Tampa Bay 0
1978	Dallas 28, Los Angeles 0
1977	Dallas 23, Minnesota 6
1976	Minnesota 24, Los Angeles 13
1975	Dallas 37, Los Angeles 7
1974	Minnesota 14, Los Angeles 10
1973	Minnesota 27, Dallas 10
1972	Washington 26, Dallas 3
1971	Dallas 14, San Francisco 3
1970	Dallas 17, San Francisco 10
1969	Minnesota 27, Cleveland 7
1968	Baltimore 34, Cleveland 0
1967	Green Bay 21, Dallas 17
1966	Green Bay 34, Dallas 27
1965	Green Bay 23, Cleveland 12
1964	Cleveland 27, Baltimore 0
1963	Chicago 14, New York Giants 10
1962	Green Bay 16, New York Giants 7
1961	Green Bay 37, New York Giants 0
1960	Philadelphia 17, Green Bay 13
1959	Baltimore 31, New York Giants 16
1958	Baltimore 23, New York Giants 17 (OT)
1957	Detroit 59, Cleveland 14
1956	New York Giants 47, Chicago 7
1955	Cleveland 38, Los Angeles 14
1954	Cleveland 56, Detroit 10
1953	Detroit 17, Cleveland 16
1952	Detroit 17, Cleveland 7
1951	Los Angeles 24, Cleveland 17
1950	Cleveland 30, Los Angeles 28
1949	Philadelphia 14, Los Angeles 0
1948	Philadelphia 7, Chicago Cardinals 0
1947	Chicago Cardinals 28, Philadelphia 21
1946	Chicago Bears 24, New York Giants 14
1945	Cleveland Rams 15, Washington 14
1944	Green Bay 14, New York Giants 7
1943	Chicago Bears 41, Washington 21
1942	Washington 14, Chicago Bears 6
1941	Chicago Bears 37, New York Giants 9

NFL-NFC TITLE GAMES (Continued)

1940	Chicago Bears 73, Washington 0
1939	Green Bay 27, New York Giants 0
1938	New York Giants 23, Green Bay 17
1937	Washington 28, Chicago Bears 21
1936	Green Bay 21, Boston Redskins 6
1935	Detroit Lions 26, New York Giants 7
1934	New York Giants 30, Chicago Bears 13
1933	Chicago Bears 23, New York Giants 21

SUPER BOWL RESULTS

1992	Dallas 52, Buffalo 17 at Pasadena
1991	Washington 37, Buffalo 24 at Minneapolis
1990	New York Giants 20, Buffalo 19 at Tampa
1989	San Francisco 55, Denver 10 at New Orleans
1988	San Francisco 20, Cincinnati 16 at Miami
1987	Washington 42, Denver 10 at San Diego
1986	New York Giants 39, Denver 20 at Pasadena
1985	Chicago 46, New England 10 at New Orleans
1984	San Francisco 38, Miami 16 at Palo Alto
1983	Los Angeles Raiders 38, Washington 9 at Tampa
1982	Washington 27, Miami 17 at Pasadena
1981	San Francisco 26, Cincinnati 21 at Detroit
1980	Oakland 27, Philadelphia 10 at New Orleans
1979	Pittsburgh 31, Los Angeles 19 at Pasadena
1978	Pittsburgh 35, Dallas 31 at Miami
1977	Dallas 27, Denver 10 at New Orleans
1976	Oakland 32, Minnesota 14 at Pasadena
1975	Pittsburgh 21, Dallas 17 at Miami
1974	Pittsburgh 16, Minnesota 6 at New Orleans
1973	Miami 24, Minnesota 7 at Houston
1972	Miami 14, Washington 7 at Los Angeles
1971	Dallas 24, Miami 3 at New Orleans
1970	Baltimore 16, Dallas 13 at Miami
1969	Kansas City 23, Minnesota 7 at New Orleans
1968	New York Jets 16, Baltimore 7 at Miami
1967	Green Bay 33, Oakland 14 at Miami
1966	Green Bay 35, Kansas City 10 at Los Angeles

RING OF FAME

The Denver Broncos' Ring of Fame was inaugurated in 1984 to honor former players and administrators who played significant roles in Bronco history.

Linebacker Tom Jackson (1973-86) entered the Ring of Fame in 1992.

Linebacker Randy Gradishar (1974-83) was the only 1989 inductee into the Ring of Fame, while quarterback Craig Morton (1977-82), wide receiver Haven Moses (1972-81), and kicker Jim Turner (1971-79) were inducted in 1988.

Former defensive back Billy Thompson (1969-81) was honored in 1987 and three players joined the elite group in 1986, quarterbacks Frank Tripucka (1960-63) and Charley Johnson (1972-75), and defensive end Paul Smith (1968-78).

In 1985, former owner Gerald H. Phipps became the first non player to have his name placed on the Ring.

Four former players were the original Ring of Fame inductees, running back Floyd Little (1967-75), defensive end Rich Jackson (1967-72), wide receiver Lionel Taylor (1960-66), and safety Austin "Goose" Gonsoulin (1960-66).

The Ring of Fame is on the facade of Mile High Stadium's east stands, just below the third level.

MILE HIGH STADIUM

Mile High Stadium, home of the Denver Broncos, has been filled for every regular season game since and including the 1970 season, with the exception of two replacement games played during the 1987 player's strike (both games were sold out before the strike). The Broncos have sold out 171 consecutive non-strike regular season games, and with postseason contests the total reaches 180 over the 23-year period.

Expansion of the stadium, begun in 1975, was completed for the 1977 season to give the Broncos the seventh largest home facility in the league.

Denver voters passed a \$25 million bond issue in 1974 to expand and improve the stadium from its capacity of 51,706 to 75,100. The stadium held 63,532 for the 1976 season, halfway through the project.

Bringing the stadium capacity to its present 76,273 in 1986 was the construction of the Penthouse Suites atop the west stands. There are 60 luxury suites which seat 14, 16, or 24 fans each, accessed by private elevators and fully serviced for every Bronco home game.

Making Mile High Stadium unique, however, is its movable east stands. The east stands move in a single section which, when fully extended, is in a horseshoe configuration for football. When the section is retracted, the stadium is in position for baseball.

The dynamics involved in the move are fascinating. First, bear in mind that the east stands section is a three-tiered structure, 535 feet long, 135 feet tall and 200 feet deep, weighing nearly nine million pounds. Second, the stands must be moved a distance of 145 feet.

How is it done? The answer, says DMJM-Phillips-Reister, the engineering-architectural firm in charge of the project, is water.

More than 90,000 square feet of runways serve as the operating surfaces over which the stands will move. Water is pumped onto the runways and form a .003 inch sheet upon which the stands rest. Hydraulic rams then push the stands forward at the rate of three feet per minute, making the move last somewhere around two hours.

Originally called Bears Stadium, the facility was built in 1948 for the Denver Bears of baseball's old Western League, with long range plans to utilize it for football as well. When Denver became a charter member of the American Football League in 1959, the south stands (8,100 seats) and portable east stands (9,616 seats) were added to give a capacity of 34,657 for football.

After Denver voters turned down a stadium bond issue to build an all-purpose metropolitan stadium in 1967, a non-profit group began a fund-raising drive with the goal of purchasing the stadium for the city.

In February of 1968, the group bought the stadium from Rocky Mountain Empire Sports for \$1.8 million and presented it to the city of Denver. A 16,000-seat upper deck was immediately constructed over the west stands, raising the capacity to over 50,000 for the 1968 season. In December of 1968, the stadium was renamed Denver Mile High Stadium.



BRONCOS RADIO NETWORK

For the 24th consecutive season, Denver's 50,000-watt station KOA (850) will serve as the flagship station for the Denver Broncos game broadcast network.

Larry Zimmer is in his 23rd consecutive season as a member of the Broncos' broadcast team and his fourth handling play-by-play. He was the color commentator from 1971-89. Zimmer has been named the Colorado Sportscaster of the Year three out of the last five years, including 1991. He also does play-by-play for the University of Colorado football team.

Joining Zimmer on the broadcast is Dave Logan, who will provide color commentary for his fourth year as a part of the KOA announcers team. He played with the Cleveland Browns from 1976-83 and the Broncos in 1984, and has been active in Denver sports radio since leaving the NFL. Logan was named the Colorado Sportscaster of the Year for 1992.

DENVER BRONCOS RADIO NETWORK AFFILIATE STATIONS - 1993

ARIZONA

KCKY AM—Coolidge

CALIFORNIA

KSAC AM—Sacramento

COLORADO

KALQ FM—Alamosa
KSNO FM—Aspen
KVOR AM—Colorado Springs
KRAI AM—Craig
KRSJ FM—Durango
KFTM AM—Fort Morgan
KYSL FM—Frisco
KIX AM—Ft. Collins
KMTS FM—Glenwood Springs
KEKB FM—Grand Junction
KGRE AM—Greeley
KKYY FM—Gunnison
KBZZ AM—La Junta
KLMR AM—Lamar
KUBC AM—Montrose
KPAG AM—Pagosa Springs
KCSJ AM—Pueblo
KVRH AM/FM—Salida
KBCR AM—Steamboat Springs
KNNG FM—Sterling
KSEK AM—Vail
KSPK FM—Walsenburg

KANSAS

KBUF AM/KKJQ FM—Garden City
KLOE AM—Goodland

MONTANA

KBLG AM—Billings
KIKC AM—Forsyth
KGOV AM—Missoula
KSEN AM—Shelby
KGCX AM—Sidney
KTYZ AM—Wolf Point

NEBRASKA

KCOW AM—Alliance
KCSR AM—Chadron
KRVN AM—Lexington
KOOQ AM—North Platte
KMCX FM—Ogallala
KNEB AM—Scottsbluff

NEW MEXICO

KDEF AM—Albuquerque
KENN AM—Farmington
KGAK AM—Gallup
KGRT AM—Las Cruces
KRSN AM—Los Alamos
KRTN FM/KRTN AM—Raton

OKLAHOMA

KTRT AM/FM—Tulsa

SOUTH DAKOTA

KBFS AM—Belle Fourche
KOTA AM—Rapid City

UTAH

KUTA AM—Blanding
KOAL AM—Price
KSGI AM—St. George
KNFL AM—Tremonton

WYOMING

KTWO AM—Casper
KFBC AM—Cheyenne
KEVA AM—Evanston
KMER AM—Kemmerer
KOVE AM—Lander
KOWB AM—Laramie
KVOW AM—Riverton
KSIT FM—Rock Springs
KROE AM—Sheridan
KTHE AM—Thermopolis
KYCN FM—Wheatland
KWOR AM—Worland



Larry Zimmer



Dave Logan

MEDIA INFORMATION

The Broncos' media guide was prepared to assist in coverage of Denver's 1993 NFL season. Regarding game credentials, contact:

JIM SACCOMANO

Director of Media Relations

Denver Broncos, 13655 Broncos Parkway,
Englewood, CO 80112

Telephones: Office — (303) 649-9000

Office (after 5 p.m.) — (303) 649-9338

Home: Jim Saccomano — (303) 288-1182

When making requests for working press credentials, please allow time for mailing. Press credentials are normally issued approximately seven days before the game. Should transmission facilities be required, please arrange for same through local representatives.

As a general rule, the Denver Broncos do not issue any types of press credentials to weekly newspapers or magazines, unless they are of national circulation on specific assignment.

It is understood that all credentials will be used for the purpose for which they were issued, without exception. Violation of this policy will subject the bearer to ejection from Mile High Stadium.

WORKING PRESS: Admittance to the Broncos' press box is restricted to the WORKING PRESS ONLY. Credentials are marked with individual identification. Passes are non-transferable.

PHOTOGRAPHERS: Photographers are asked to take special note of the following conditions for use of press credentials, as set by the National Football League:

"This working credential is issued to an organization for the sole purpose of providing stadium access to an accredited individual who has a legitimate working function (media or game service) in connection with this game. It is non-transferable. Any unauthorized use of this credential subjects the bearer to ejection from the stadium and prosecution for criminal trespass.

Any secondary non-editorial use of any picture, film/tape or drawing of the game taken or made by the accredited organization or individual to whom this credential has been issued (including but not limited to use in advertising, sales promotion or merchandising) is prohibited without prior specific written approval of the National Football League. Additionally, television stations are prohibited from making available game film or tape to any other organization even though the planned use may be editorial in nature without advance written permission from the NFL or one of its member clubs. Such film or tape may be aired only by the specific station or entity to whom this credential is issued.

Television stations filming or taping NFL games recognize that any films or tapes may only be used in connection with a regularly scheduled television newscast within a seven-day period following the game and the film clip or taped portion of each such showing will not exceed two (2) minutes in length.

Additionally, television stations agree not to use more than six (6) minutes of filmed or taped "same-day" highlights from NFL games on any regularly scheduled news programs (i.e. no more than six minutes of highlights on Sunday night). This is the only exception to the two-minute limitation.

Television stations wishing to use NFL film or tape in any other manner must obtain written permission for such usage from National Football League films.

Acceptance of the credential constitutes agreement by the bearer and his organization to abide by the foregoing conditions. Thank you for your cooperation."

Sideline photo passes will be tightly controlled by the Public Relations Department and are generally limited to photographers shooting for a daily newspaper, wire service, or magazine of national circulation on specific assignment, or television station.

RADIO-TELEVISION: In making requests for broadcast credentials, please specify requirements for spotters and/or statisticians.

STADIUM ACCESS: To get to Mile High Stadium, which is located at 19th Avenue and Eliot Street, take Interstate 25 to the Mile High Stadium Exit (19th Avenue Exit). The Press Box is located on the West side of the stadium.

DRIVING INSTRUCTIONS TO MILE HIGH STADIUM FROM STAPLETON INTERNATIONAL AIRPORT: Exit airport on Quebec North and continue to Interstate 70. Take Interstate 70 West to Interstate 25 South, which will be a left lane exit. Continue West on Interstate 25 South until you come to Mile High Stadium Exit (19th Avenue Exit).

DRIVING INSTRUCTIONS TO STAPLETON INTERNATIONAL AIRPORT FROM MILE HIGH STADIUM: Take one of two routes depending on your parking lot location. You can take 20th Avenue East to Clay Street, turning left at Clay and proceeding to 23rd Avenue. Take a right at 23rd Avenue and continue to Interstate 25 entrances. Another route (Northbound) would be to take 17th Avenue East, which will continue beneath an overpass and will take you directly to Interstate 25 north. The alternate South bound route would be to take 1 7th Avenue East, turning left at Bryant Street and proceeding to the Interstate 25 South bound entrance, approximately two blocks.

TRANSMISSION FACILITIES: The Broncos provide five complimentary telephones in the visitors area of the working pressbox for use with VDT or telecopier equipment. Only collect, credit card or third party billing calls can be made from these telephones. Should you wish a private telephone installed at your seat, the Broncos will be pleased to assign you a seat location and provide you with a contact for you to make the appropriate arrangements with the local telephone company.

POST-GAME TRANSPORTATION: Please advise Broncos PR personnel as soon as possible should you require transportation following the game. The amount of time you must wait will obviously decline as time goes by following the conclusion of the game. All taxis will make pick-ups curbside at the Ticket Office, which is located at 19th Avenue and Eliot Street. Should you wish to make your own arrangements, the number of Yellow Cab Company is 777-7777.

NEW
YORK
LIFE

DENVER BRONCOS HIGHLIGHT VIDEO

NY Life is the sponsor of the Denver Broncos highlight video which is available at no cost to groups of all sizes through the Broncos public relations department. The 1992 highlight video, titled **Dawn of A New Era**, can be obtained by calling the public relations department of the Broncos at (303) 649-9000. The team address is 13655 Broncos Parkway, Englewood, CO 80112. Please give as much advance notice as possible in requesting the 1992 video, or other films available through the Bronco library.

MEDICAL GLOSSARY

AC Joint — Acromioclavicular joint; joint of the shoulder where acromion process of the scapula and the distal end of the clavicle meet; most shoulder separations occur at this point.

Abduct — Movement of any extremity away from the midline of the body. This action is achieved by an abductor muscle.

Abrasion — Any injury which rubs off the surface of the skin.

Abscess — An infection which produces pus; can be the result of a blister, callus, penetrating wound or laceration.

Adduct — Movement of an extremity toward the midline of the body. This action is achieved by an adductor muscle.

Adhesion — Abnormal adherence of collagen fibers to surrounding structures during immobilization following trauma or as a complication of surgery which restricts normal elasticity of the structures involved.

Aerobic — Exercise in which energy needed is supplied by oxygen inspired and is required for sustained periods of vigorous exercise with a continually high pulse rate.

Anabolic Steroids — Steroids that promote tissue growth by creating protein in an attempt to enhance muscle growth. The main anabolic steroid is testosterone (male sex hormone).

Anaerobic — Exercise without use of oxygen as an energy source; short bursts of vigorous exercises.

Anaphylactic Shock — Shock that is caused by an allergic reaction.

Anterior Compartment Syndrome — Condition in which swelling within the anterior compartment of the lower leg jeopardizes the viability of muscles, nerves and arteries that serve the foot. In severe cases, emergency surgery is necessary to relieve the swelling and pressure.

Anterior Cruciate Ligament (ACL) — A primary stabilizing ligament within the center of the knee joint that prevents hyperextension and excessive rotation of the joint. A complete tear of the ACL necessitating reconstruction could require up to 12 months of rehabilitation.

Anterior Talofibular Ligament — A ligament of the ankle that connects the fibula (lateral ankle bone) to the talus. This ligament is oft times subject to sprain.

Anti-Inflammatory — Any agent which prevents inflammation, such as aspirin or ibuprofen.

Anterogram — A film demonstrating arteries after injection of a dye.

Arthrogram — X-ray technique for joints using air and/or dye injected into the affected area; useful in diagnosing meniscus tears of the knee and rotator cuff tears of the shoulder.

Arthroscope — An instrument used to visualize the interior of a joint cavity.

Arthroscopy — A surgical examination of the internal structures of a joint by means for viewing through an arthroscope. An arthroscopic procedure can be used to remove or repair damaged tissue or as a diagnostic procedure in order to inspect the extent of any damage or confirm a diagnosis.

Aspiration — The withdrawal of fluid from a body cavity by means of a suction or siphonage apparatus, such as a syringe.

Atrophy — To shrivel or shrink from disuse, as in muscular atrophy. **Avascular Necrosis** — Death of a part due to lack of circulation. **Avulsion** — The tearing away, forcibly, of a part or structure.

Baker's Cyst — Localized swelling of a bursa sac in the posterior knee as a result of fluid that has escaped from the knee capsule. A Baker's cyst indicates that there is a trauma inside the knee joint that leads to excessive fluid production.

Bone Scan — An imaging procedure in which a radioactive-labeled substance is injected into the body to determine the status of a bony injury. If the radioactive substance is taken up the bone at the injury site, the injury will show as a "hot spot" on the scan image. The bone scan is particularly useful in the diagnosis of stress fractures.

Brachial Plexus — Network of nerves originating from the cervical vertebrae and running down to the shoulder, arm, hand, and fingers.

Bruise — A discoloration of the skin due to an extravasation of blood into the underlying tissues.

Bursa — A fluid-filled sac that is located in areas where friction is likely to occur, then minimizes the friction; for example between a tendon and bone.

Capsule — An enclosing structure which surrounds the joint and contains ligaments which stabilize that joint.

Cartilage — Smooth, slippery substance preventing two ends of bones from rubbing together and grating.

CAT Scan — Use of a computer to produce a cross sectional view of the anatomical part being investigated from X-ray data.

Cellulitis — Inflammation of cellular or connective tissue.

Cervical Vertebrae — Group of seven vertebrae located in the neck

Charley Horse — A contusion or bruise to any muscle resulting in intramuscular bleeding. No other injury should be called a charley horse.

Colles' Fracture — A fracture of the distal end of the radius with the lower end being displaced backward.

Concentric Muscle Contraction — A shortening of the muscle as it develops tension and contracts to move a resistance.

Concussion — Jarring injury of the brain resulting in dysfunction. It can be graded as mild, moderate or severe depending on loss of consciousness, amnesia and loss of equilibrium.

Contusion — An injury to a muscle and tissues caused by a blow from a blunt object

Cortical Steroids — Used to suppress joint inflammation. Costochondral — Cartilage that separates the bones within the rib cage. Cryokinetics — Treatment with cold and movement.

Cryotherapy — A treatment with the use of cold. Cyst — Abnormal sac containing liquid or semi-solid matter.

Degenerative Joint Disease — Changes in the joint surface as a result of repetitive trauma

Deltoid Ligament — Ligament that connects the tibia to bones of the medial aspect of the foot and is primarily responsible for stability of the ankle on the medial side. Is sprained less frequently than other ankle ligaments.

Deltoid Muscle — Muscles at top of the arm, just below the shoulder, responsible for shoulder motions to the front, side and back

Disc, Intervertebral — A flat, rounded plate between each vertebrae of the spine. The disc consists of a thick fiber ring which surrounds a soft gel-like interior. It functions as a cushion and shock absorber for the spinal column.

Disc, Intervertebral — A flat, rounded plate between each vertebrae of the spine. This disc consists of a thick fiber ring which surrounds a soft gel-like interior. It functions as a cushion and shock absorber for the spinal column.

Dislocation — Complete displacement of joint surfaces.

Eccentric Muscle Contraction — An overall lengthening of the muscles as it develops tension and contracts to control motion performed by an outside force; oft times referred to a "negative" contraction in weight training.

Eccymosis — Bleeding into the surface tissue below the skin, resulting in a "black and blue" effect

Edema — Accumulation of fluid in organs and tissues of the body; swelling.

Effusion — Accumulation of fluid, in various spaces in the body, or the knee itself. Commonly, the knee has an effusion after an injury.

Electrical Galvanic Stimulation (EGS) — An electrical therapeutic modality that sends a current to the body at select voltages and frequencies in order to stimulate pain receptors, disperse edema, or neutralize muscle spasms among other functional applications.

Electromyogram (EMG) — Test to determine nerve function. Epicondylitis — Inflammation in the elbow due to overuse.

Ethyl Chloride — "Cold spray," a chemical coolant sprayed onto an injury site to produce a local, mild anesthesia.

Fat Percentage — The amount of body weight that is adipose, fat tissue. Fat percentages can be calculated by underwater weighing, measuring select skinfold thickness, or by analyzing electrical impedance.

Femur Thigh bone; longest bone in the body.

Fibula — Smaller of the two bones in the lower leg; runs from knee to the ankle along the outside of the lower leg.

Flexibility — The ability of muscle to relax and yield to stretch forces.

Flexibility Exercise — General term used to describe exercise performed by a player to passively or actively elongate soft tissue without the assistance of an athletic trainer.

Fracture — Breach of continuity of a bone. Types of fractures include simple, compound, comminuted, greenstick incomplete, impacted, longitudinal, oblique, stress, or transverse.

Gamekeeper's Thumb — Tear of the ulnar collateral ligament of the metacarpophalangeal joint of the thumb.

Glycogen — Form in which foods are stored in the body as energy.

Grade One Injury — A mild injury in which ligament, tendon, or other musculoskeletal tissue may have been stretched or contused, but not torn or otherwise disrupted.

Grade Two Injury — A moderate injury when musculoskeletal tissue has been partially, but not totally, torn which causes appreciable limitation in function of the injured tissue.

Grade Three Injury — A severe injury in which tissue has been significantly, and in some cases totally, torn or otherwise disrupted causing a virtual total loss of function.

Hamstring — Category of muscle that runs from the buttocks to the knee along the back of the thigh. It functions to flex the knee, and is oft times injured as a result of improper conditioning or lack of muscle flexibility.

Heat Cramps — Painful muscle spasms of the arms or legs caused by excessive body heat and depletion of fluids and electrolytes.

Heat Exhaustion — Mild form of shock due to dehydration because of excessive sweating when exposed to heat and humidity.

Heat Stroke — Condition of rapidly rising internal body temperature that overwhelms the body's mechanisms for release of heat and could result in death if not cared for appropriately.

Heel Cup — Orthotic device that is inserted into the shoe and worn under the heel to give support to the Achilles tendon and help absorb impacts at the heel.

Hematoma — Tumor-like mass produced by an accumulation of coagulated blood in a cavity.

Hot Pack — Chemical pack that rests in water, approximately 160 degrees, and retains its heat for 15-20 minutes when placed in a towel for general therapeutic application.

Humerus — Bone of the upper arm that runs from the shoulder to the elbow.

Hydrotherapy — Treatment using water.

Hyperextension — Extreme extension of a limb or body part

Iliotibial Band — A thick, wide fascial layer that runs from the iliac crest to the knee joint and is occasionally inflamed as a result of excessive running.

Inflammation — The body's natural response to injury in which the injury site might display various degrees of pain, sweating, heat, redness, and/or loss of function.

Internal Rotation — Rotation of a joint or extremity medially, to the inside.

Lesion — Wound, injury or tumor.

Ligament — Band of fibrous tissue that connects bone to bone or bone to cartilage and supports and strengthens joints.

Lumbar Vertebrae — Five vertebrae of the lower back that articulate with the sacrum to form the lumbosacral joint

Magnetic Resonance Imaging (MRI) — Imaging procedure in which a radio frequency pulse causes certain electrical elements of the injured tissue to react to this pulse and through this process a computer display and permanent film establish a visual image. MRI does not require radiation and is very useful in the diagnosis of soft tissue, disc, and meniscus injuries.

Meniscectomy — An intra-articular surgical procedure of the knee by which all or part of the damaged meniscus is removed.

Meniscus — Crescent shaped cartilage, usually pertaining to the knee joint; also known as "cartilage." There are two menisci in the knee, medial and lateral. These work to absorb weight within the knee and provide stability.

Metacarpals — Five long bones of the hand, running from the wrist to the fingers.

Metatarsals — Five long bones of the foot, running from the ankle to the toes.

Myositis — Inflammation of a muscle. Necrotic — Relating to death of a portion of tissue.

Neoprene — Lightweight rubber used in joint and muscle sleeves designed to provide support and/or insulation and heat retention to the area

Neuritis — Inflammation of a nerve.

Orthotic — Any device applied to or around the body in the care of physical impairment or disability, commonly used to control foot mechanics.

Parasthesia — Sensation of numbness or tingling, indicating nerve irritation.

Patella — The kneecap. The patella functions to protect the distal end of the femur as well as increase the mechanical advantage and force generating capacities of the quadriceps muscle group.

Patella Tendinitis — Inflammation of the patella ligament; also known as "jumpers knee."

Patellofemoral Joint — Articulation of the knee cap and femur. Inflammation of this joint can occur through: 1) acute injury to the patella, 2) overuse from excessive running particularly if there is an associated knee weakness, 3) chronic wear and tear of the knee, 4) as a result of poor foot mechanics. Patellofemoral irritation can lead to chondromalacia, which in its most chronic condition, could require surgery.

Peroneal Muscles — Group of muscles of the lateral lower leg that are responsible for everting the knee. Tendons of these three muscles are vital to the stability of the ankle and foot.

Phalanx — Any bone of the fingers or toes; plural is phalanges. Phlebitis — Inflammation of a vein.

Plica — Fold of tissue in the joint capsule and a common result of knee injury.

Posterior Cruciate Ligament (PCL) — A primary stabilizing ligament of the knee that provides significant stability and prevents displacement of the tibia backward within the knee joint. A complete tear of this ligament necessitating reconstruction could require up to 12 months of rehabilitation.

Quadricep Muscles "Quads" — A group of four muscles of the front thigh that run from the hip and form a common tendon at the patella; they are responsible for knee extension.

Radiography — Taking of X-rays.

Radius — Forearm bone on the thumb side.

Reconstruction — Surgical rebuilding of a joint using natural, artificial or transplanted materials.

Referred Pain — Pain felt in an undamaged area of body away from the actual injury.

Retraction — The moving of tissue to expose a part or structure of the body.

Rotator Cuff — Comprised of four muscles in the shoulder area that can be irritated by over use. The muscles are the supraspinatus (most commonly injured), infraspinatus, teres minor, and subscapularis.

Rotator Cuff Impingement Syndrome — A microtrauma or overuse injury caused by stress, and the four stages are: 1) Tendinitis with temporary thickening of the bursa and rotator cuff; 2) Fiber dissociation in the tendon with permanent thickening of the bursa and scar formation; 3) A partial rotator cuff tear of less than 1 cm.; and 4) A complete tear of 1 cm. or more.

Sacrum — Group of five fused vertebrae located just below the lumbar vertebrae of the low back.

Scapula — Shoulder blade.

Sciatica — Irritation of the sciatic nerve resulting in pain or tingling running down the inside of the leg.

Sciatic Nerve — Major nerve that carries impulses for muscular action and sensations between the low back and thigh and lower leg; it is the longest nerve in the body.

Shin Splint — A catch-all syndrome describing pain in the skin that is not a fracture or tumor and cannot be defined otherwise.

Sorbothane — An energy absorbing polyurethane utilized in some foot orthotics to absorb shock forces of the foot.

Spasm (Theory) — Muscle soreness induced by exercise; is the result of reduced muscle blood flow, which results in pain.

Spleen — Large, solid organ responsible for the normal production and destruction of blood cells.

Spondylitis — Inflammation of one or more vertebrae.

Spondylolisthesis — Forward displacement of one vertebrae over another below it due to a developmental defect in the vertebrae.

Spondylosis — Abnormal vertebral fixation or immobility.

Sprain — Injury resulting from a stretch or twist of the joint and causes various degrees of stretch or tear of a ligament or other soft tissue at the joint.

Sternum — The breast bone.

Steroids — Any one of a large number of hormone-like substances. See Anabolic steroids and cortical steroids.

Strain — Injury resulting from a pull or torsion to the muscle or tendon that causes various degrees of stretch or tear to the muscle or tendon tissue.

Stress Fracture — A hair-line type of break in a bone caused by overuse.

Stress X-ray — A continual X-ray taken when a portion of the body is stressed to its maximum in order to determine joint stability. This is a test utilized in some ankle injuries.

Stretching — Any therapeutic maneuver designed to elongate shortened soft tissue structures and thereby increase flexibility.

Subluxation — Partial dislocation of a joint. The term usually implies that the joint can return to its normal position without formal reduction.

Talus — The ankle bone that articulates with the tibia and fibula to form the ankle joint.

Target Heart Rate — A pre-determined pulse to be obtained during exercise when circulation is working at full efficient capacities.

Tarsals — Group of seven bones of the foot consisting of the calcaneus, talus, cuboid and three cuneiform bones.

Temporomandibular Joint (TMJ) — The articulation of the jaw and skull; considered by some to be vital in resolution of injuries throughout the body.

Tendinitis — Inflammation of the tendon and/or tendon sheath, caused by chronic overuse or sudden injury.

Tendon — Tissue that connects muscle to bone. Tennis Elbow — General term for lateral elbow pain.

Tennis Elbow — General term for lateral elbow pain.

Thoracic — Group of twelve vertebrae located in the thorax and articulate with the twelve ribs.

Thoracic Outlet Compression Syndrome — A neuro-vascular disorder of the upper extremity common in throwing.

Tibia — Larger of the two bones of the lower leg and is the weight-bearing bone of the shin.

Tomograph — A special type of X-ray apparatus that demonstrates an organ or tissue at a particular depth.

Trachea — The windpipe.

Transcutaneous Electrical Nerve Stimulator (TENS) — An electrical modality that sends a mild current through pads at the injury site which stimulates the brain to release the natural analgesic, endorphin.

Transverse Process — Small lateral projection off the right side and left side of each vertebrae that functions as an attachment site for muscles and ligaments of the spine.

Trapezius — Flat triangular muscle covering the posterior surface of the neck and shoulder.

Triceps — Muscle of the back of the upper arm, primarily responsible for extending the elbow.

Ulna — Forearm bone that runs from the tip of the elbow to the little finger side of the wrist.

Ulnar Nerve — Nerve in elbow commonly irritated from excessive throwing.

Ultrasound — An electrical modality that transmits a sound wave through an applicator into the skin to the soft tissue in order to heat the local area for relaxing the injured tissue and/or disperse edema.

Valgus — Angulation outward and away from the midline of the body.

Varus — Angulation inward and toward the midline of the body.

Vasoconstriction — Decrease of local blood flow.

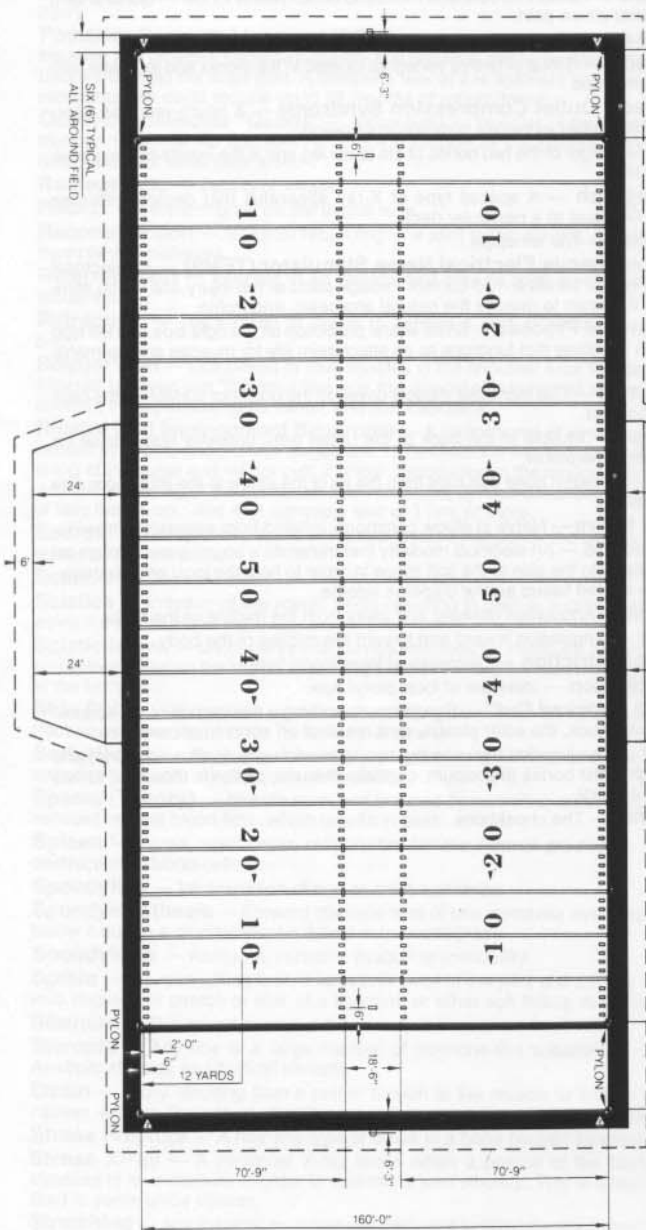
Vasodilation — Increase of local blood flow.

"Wind Knocked Out" — Syndrome describing a contraction of the abdominal nerve trunk, the solar plexus, as a result of an abdominal contusion.

Wrist — The junction between the two forearm bones (radius and ulna) and the eight wrist bones (trapezium, capitate, hamate, pisiform, triquetrum, lunate and scaphoid).

Zygoma — The cheekbone.

Plan of the Playing Field



NOTES

NOTES

night
 30, 31 June
 1



Fluids.
Minerals.
Energy.

Gatorade.
Nothing
works better.

Gatorade. For that deep down body thirst.

© 1991 S-VC. Gatorade® Thirst Quencher.