

# BRONCOS '94



Defendants' Exh.

**P-24**

99-M-2458



## 35th Anniversary Media Guide

# Denver Broncos 1994 Media Guide

## Index

Alumni Council .....	270
Artificial Turf Record .....	264
Attendance Marks .....	233
Biographies:	
Management .....	7
Head Coach .....	12
Assistant Coaches .....	14
Scouting Staff .....	23
Veteran Players .....	46
Draft Choices .....	123
Biographies Index .....	2
Cold Weather Games .....	151
Denver Broncos Youth Foundation .....	295
Depth Chart (Preseason) .....	145
Directory .....	5
Draft Selections, 1960-94 .....	267
Game Summaries 1993 .....	159
Historical Highlights .....	287
Honors (Individual) .....	265
Hotels on the Road .....	260
How the Broncos Were Built .....	148
Last Time .....	189
Media Information .....	302
Medical Glossary .....	304
Monday Night Games .....	207
Most Valuable Player Awards .....	286
National Football League	
1993 Standings .....	188
Personnel .....	296
Player Personnel Dates .....	131
NFC/AFC Championship History .....	298
Offense and Defense Year by Year .....	234
One Game Superlatives, 1993 .....	150
Overtime Games .....	208
Paul D. Bowlen Memorial Broncos Centre .....	6
Plan B Free Agents .....	271
Playing Field Plan .....	309
Playoff History .....	209
Pronunciation Guide .....	145
Radio Network .....	301
Records	
Individual .....	239
Top Performances .....	240
Team .....	150
Coaches .....	231
Individual vs. Broncos .....	258
Results	
Regular Season, 1960-93 .....	191
Preseason, 1960-93 .....	191
1993 Season .....	138
Retired Numbers .....	275
Ring of Fame .....	299
Rosters:	
Veterans .....	146
All-Time Broncos .....	276
All-Time Coaches .....	231
Schedules:	
Broncos 1994 .....	4
1994 Opponents .....	133
NFL Regular Season .....	37
Postseason and Preseason .....	41
Series Scores vs. Opponents .....	203
Starting Lineups, all-time .....	116
Stadium Information .....	300
Statistics:	
Individual .....	139
Team .....	139
1993 Game by Game .....	159
Leaders Year by Year .....	235
Super Bowl Future Sites .....	187
Ticket Sales, 1960-94 .....	234
Trades .....	272
Training Camp Sites, 1960-94 .....	264
Uniform Numbers, all-time .....	310
Winning Tradition .....	33

## ON THE COVER

The 1994 season marks the 75th anniversary of the National Football League and the 35th anniversary of the Denver Broncos. Our 1994 media guide cover celebrates Denver's 35 years in pro football by portraying the 15 members of the Broncos' Ring of Fame. Pictured clockwise from top center are #57 Tom Jackson (LB, 1973-86), #70 Paul Smith (DT, 1968-78), #36 Billy Thompson (S, 1969-81), former owner Gerald H. Phipps, #18 Frank Tripucka (QB, 1960-63), #20 Louis Wright (CB, 1975-86), #53 Randy Gradishar (LB, 1974-83), #44 Floyd Little (RB, 1967-75), #12 Charley Johnson (QB, 1972-75), #25 Haven Moses (WR, 1972-81), #87 Richard Jackson (DE, 1967-72), #7 Craig Morton (QB, 1977-82), #23 Goose Gosnolin (S, 1960-66), #15 Jim Turner (K, 1971-79), and #87 Lionel Taylor (WR, 1960-66). The drawing is by National Football League Creative Services artist Cliff Spohn.

# BIOGRAPHIES

Aldridge, Allen .....	124
Alexander, Elijah .....	47
Atwater, Steve .....	47
Ball, Michael .....	49
Banks, Vernon .....	14
Beake, John .....	10
Bell, Trumane .....	128
Bernstine, Rod .....	50
Bonner, Melvin .....	52
Bowlen, Pat .....	7
Bradford, Ronnie .....	53
Burns, Keith .....	125
By 'not' e, Butler .....	125
Campbell, Jeff .....	53
Carlson, Jeff .....	55
Carswell, Dwayne .....	128
Chavous, Barney .....	14
Clark, Derrick .....	128
Crockett, Ray .....	56
Croel, Mike .....	57
Delpino, Robert .....	58
Donahue, Mitch .....	60
Di Stefano, Scott .....	25
Dronett, Shane .....	60
Drozdo, Darren .....	61
Dyet, Brian .....	128
Elam, Jason .....	62
Elway, Jack .....	26
Elway, John .....	63
Evans, Jerry .....	74
Farkas, Kevin .....	128
Fassel, Jim .....	15
Ferguson, Bob .....	23
Fletcher, Simon .....	74
Forte, Mo .....	16
Fowler, Carlos .....	128
Freeman, Russell .....	77
Fuller, Leon .....	16
Fuller, Randy .....	126
Geter, Eric .....	128
Gettleman, David .....	25
Green, Cornell .....	24
Habib, Brian .....	78
Hall, Darryl .....	79
Hall, Kenny .....	129
Hampel, Olaf .....	80
Harris, Bishop .....	17
Harvey, Richard .....	80
Hasselbach, Harald .....	129
Hilliard, Randy .....	81
Jacobs, Ray .....	129
Johnson, Reggie .....	82
Jones, Rondell .....	83
Kartz, Keith .....	84

# BIOGRAPHIES, Continued

Kimbrough, Tony .....	85
Lee, Charlie .....	26
Levra, John .....	17
Lofton, Billy .....	129
Lynn, Anthony .....	86
Maddox, Tommy .....	86
Meeks, Bob .....	88
Melander, Jon .....	89
Milburn, Glyn .....	89
Miller, Anthony .....	90
Moore, Shawn .....	93
Mosley, Tim .....	129
Nalen, Tom .....	127
Norris, Rex .....	18
Oshodin, Willie .....	94
Phillips, Wade .....	12
Pritchard, Mike .....	95
Redmond, Jamie .....	129
Reynolds, Al .....	18
Richardson, Harold .....	19
Rivers, Reggie .....	97
Robinson, Frank .....	98
Robinson, Jeff .....	99
Rose, Barry .....	100
Rouen, Tom .....	101
Russell, Derek .....	101
Sanders, Glenell .....	103
Savage, Sebastian .....	129
Scrafford, Kirk .....	104
Sharpe, Shannon .....	104
Smith, Ben .....	107
Smith, Jeff .....	24
Smith, Richard .....	19
Smith, Rod .....	130
Snowden, Chuck .....	130
Steckel, Les .....	20
Stowers, Donald .....	130
Strother, Deon .....	130
Sundquist, Ted .....	27
Swann, Charles .....	130
Taylor, Alphonso .....	108
Tillman, Cedric .....	109
Vaughn, Scott .....	130
Washington, Ted .....	110
Waters, Charlie .....	20
Widell, Dave .....	112
Williams, Dan .....	111
Wyman, Dave .....	113
Young, John Paul .....	21
Zimmerman, Gary .....	114



# SCHEDULE - 1994

## Regular Season

Sunday, Sept. 4	vs. SAN DIEGO	6:00 (MDT) TNT
Sunday, Sept. 11	at New York Jets	4:00 (EDT) NBC
Sunday, Sept. 18	vs. L.A. RAIDERS	2:00 (MDT) NBC
Monday, Sept. 26	at Buffalo	9:00 (EDT) ABC
Sunday, Oct. 2	BYE	
Sunday, Oct. 9	at Seattle	1:00 (PDT) NBC
Monday, Oct. 17	vs. KANSAS CITY	7:00 (MDT) ABC
Sunday, Oct. 23	at San Diego	1:00 (PDT) NBC
Sunday, Oct. 30	vs. CLEVELAND	2:00 (MST) NBC
Sunday, Nov. 6	at Los Angeles Rams	1:00 (PST) NBC
Sunday, Nov. 13	vs. SEATTLE	2:00 (MST) NBC
Sunday, Nov. 20	vs. ATLANTA	2:00 (MST) FOX
Sunday, Nov. 27	vs. CINCINNATI	2:00 (MST) NBC
Sunday, Dec. 4	at Kansas City	3:00 (CST) NBC
Sunday, Dec. 11	at Los Angeles Raiders	1:00 (PST) NBC
Saturday, Dec. 17	at San Francisco	1:00 (PST) NBC
Saturday, Dec. 24	vs. NEW ORLEANS	2:00 (MST) FOX

## Preseason

Sunday, July 31	vs. Los Angeles Raiders	11:00 (MDT) NBC
	at Barcelona, with local kickoff at 7:00 p.m.*	
Saturday, Aug. 6	vs. ATLANTA	7:00 (MDT) KCNC
Friday, Aug. 12	at San Francisco	5:00 (PDT) FOX
Sunday, Aug. 21	at Dallas	7:00 (CDT) TNT
Thursday, Aug. 25	vs. ARIZONA	7:00 (MDT) KCNC

ALL KICKOFF TIMES ARE LOCAL AT GAME SITE.

## The Denver Broncos

### Executive Offices

13655 Broncos Parkway  
Englewood, Colorado 80112  
Telephone: (303) 649-9000  
FAX: (303) 649-9355 (P.R.)  
(303) 649-9354 (General)

### Ticket Office

Denver Mile High Stadium  
1900 Eliot Street  
Denver, Colorado 80204  
Telephone: (303) 433-7466

### Training Camp

Lawrenson Hall  
University of Northern Colorado  
Greeley, Colorado 80639

# BRONCOS DIRECTORY

## MANAGEMENT

President and Chief Executive Officer ..... Pat Bowlen  
Board of Directors ..... Pat Bowlen, Chairman  
Bill Bowlen, John Bowlen, Bill Britton,  
Jeff Harman, Fred Hemmings, John Jagger

## COACHING STAFF

Head Coach ..... Wade Phillips  
Strength/Conditioning ..... Vernon Banks  
Assistant Strength/Conditioning, Assistant  
Defensive Line ..... Barney Chavous  
Assistant Head Coach/Offensive Coordinator ..... Jim Fassel  
Wide Receivers ..... Mo Forte  
Defensive Backs ..... Leon Fuller  
Running Backs ..... Bishop Harris  
Offensive Line ..... John Levra  
Defensive Line ..... Rex Norris  
Assistant Defensive Backs/Quality Control ..... Al Reynolds  
Special Assistant to Head Coach/Offense ..... Harold Richardson  
Special Teams/Linebackers ..... Richard Smith  
Tight Ends ..... Les Steckel  
Defensive Coordinator ..... Charlie Waters  
Linebackers ..... John Paul Young

## ADMINISTRATIVE STAFF

General Manager ..... John Beake  
Treasurer and Chief Financial Officer ..... Robert M. Hurley  
Assistant to the President ..... Bob Hampe  
Director of Media Relations ..... Jim Saccomano  
Director of Marketing ..... Rosemary Hanratty  
Director of Ticket and Stadium Operations ..... Gail Stuckey  
Assistant to the General Manager/  
Community Relations ..... Fred Fleming  
Director of Player Relations/Alumni Coordinator ..... Billy Thompson  
Controller ..... Alex Rohr  
Director of Operations ..... Bill Harpole  
Director of Information Systems ..... Gary Kalika  
Operator/Programmer for Information Systems ..... Dave Daubers

## SCOUTING STAFF

Director of Football Operations/Player Personnel ..... Bob Ferguson  
Assistant Director of Player Personnel ..... Cornell Green  
Director of College Scouting ..... Jeff Smith  
College Scouts ..... Scott DiStefano  
Dave Gittleman, Charlie Lee, Ted Sundquist  
Pro Scouting ..... Jack Elway  
Player Personnel Secretary ..... Pam Hynes  
Football Operations Secretary ..... Jill Orr

## SUPPORT STAFF

Director of Video Operations ..... Kent Erickson  
Video Operations Assistant ..... Gary McCune  
Equipment Manager ..... Doug West  
Assistant Equipment Manager ..... Ronnie Bill  
Groundskeeper ..... Ross Kurcab  
Grounds Assistant ..... Troy Smith  
Facilities Assistant ..... Jim Rinker

## MEDICAL STAFF

Head Athletic Trainer ..... Steve Antonopoulos  
Assistant Trainer ..... James Collins  
Assistant Trainer ..... Jim Keller  
Team Physicians ..... Dr. Richard Hawkins  
Dr. Arthur Ziporin

## OFFICE STAFF

Executive Assistant to the President ..... Yolanda Saltus  
Administrative Assistant to the General Manager ..... Kristi Nichols  
Secretary to Head Coach ..... Cindi Lowe  
Assistant Coaches Secretary/Video Department ..... Dixie Greer  
Media Relations and Marketing Coordinator ..... Pamela Krotchko  
Media Relations Assistant ..... Jeffrey Howard  
Marketing Assistant and Cheerleader Coordinator ..... Teresa Petranovich  
Accounting ..... Liz Gillette  
Accounting ..... Beverly J. Havens  
Insurance Administrator and Secretary to the  
Chief Financial Officer and Treasurer ..... Sherry Zoltay  
Secretary to Director of Operations and Pool Secretary ..... Adele Healey  
Secretary to Assistant to the President ..... Lisa Rybicki  
Receptionist ..... Maevie M. Drake  
Assistant Ticket Director ..... Larry Alstatt  
Ticket Assistants ..... Bertie Mark, Susan Vaughn



## THE PAUL D. BOWLEN MEMORIAL BRONCOS CENTRE

On March 5, 1990 the Denver Broncos moved into the Paul D. Bowlen Memorial Broncos Centre, the new, state-of-the-art headquarters for the National Football League team. The complex is named for the Bronco owner's late father and is the culmination of Pat Bowlen's desire to maximize a positive working environment for his team, which was the only American Football Conference club to appear in the three Super Bowls during the 1980's.

The training facility is situated on 13.5 acres in the rapidly expanding Dove Valley Business Park in south Arapahoe County, and it includes an administrative building, two full-size practice fields, and a smaller workout field.

The Bowlen Broncos Centre is a two-story building totaling 59,000 square feet, well over twice the size of the team's previous facility. The ground floor houses the main entry, visitors area and trophy display area, and media room, in addition to the play related facilities, which encompass the locker room, meeting rooms, training area, weight room, equipment room, and video department.

It is on the second level, which is accessible through two stairways adjacent to the lobby area, that most of the administrative offices are located. These include the offices for Pat Bowlen, Wade Phillips, and John Beake, as well as those of all assistant coaches and football operations personnel. The second floor is divided into one wing for administrative offices and another for coaches and meeting rooms. The Broncos' extensive computer operation also is located on the second floor.

There is ample practice space now available for use by the Broncos, as both practice fields are 100 yards and one of them has a unique design system which includes underground wiring that prevents the turf from freezing and thus allows the Broncos to practice year round on unfrozen natural grass. The complex also includes a smaller, 50-yard workout field and the Broncos' indoor "bubble," which houses a 70-yard artificial turf field.

The expansive weight room and training room are among the largest in the entire league, and the Bowlen Centre also includes a separate building which houses two racquetball courts for training and leisure use by players and staff members.



## PRESIDENT AND CHIEF EXECUTIVE OFFICER

### PAT BOWLEN President and Chief Executive Officer

Pat Bowlen begins his second decade as the Denver Broncos' owner in 1994, and he does so with his franchise building on an almost unmatched level of success attained during these first 10 years. Both in Denver and within the structure of the National Football League, Bowlen has earned a reputation as a bold, dynamic leader who is single-minded in his pursuit of excellence.

Nineteen ninety-four marks the 75th anniversary of play for the NFL and the 35th for the Broncos, and it also will be the 25th straight year of home sellouts at Mile High Stadium, with that streak just one measure of the Pat Bowlen success story in Denver.

During his tenure as President and Chief Executive Officer of the Broncos (1984-93) Bowlen's team has dominated the American Football Conference Western Division in posting more winning seasons (seven), division titles (five), playoff appearances (six), conference Championship Game appearances (four), and Super Bowl appearances (three, with no other AFC West team having gone) than any other club in the division.

The 1993 campaign began a new era both for the Broncos and the NFL, and Pat Bowlen played an integral role in both, selecting a new head coach in Wade Phillips while playing a pivotal role in the creation of the new collective bargaining agreement and the new television contract, changing the face of professional football in the process.

Bowlen's choice of the charismatic Phillips immediately proved to be extremely popular, and the Broncos responded with a 9-7 record and a return to the NFL playoffs as a wild card team. Denver's rejuvenated offense led the AFC in scoring with 373 points last year.

The Broncos' dynamic chief executive followed up the hiring of Phillips by quickly becoming a major player in the league's free agency. Under Bowlen's leadership Denver has been very aggressive in the marketplace, last year signing running backs Rod Bernstine and Robert Delpino, along with guard Brian Habib, and this year adding wide receiver Anthony Miller and cornerback Ray Crockett to the team. In addition, Bowlen signed future Hall of Fame quarterback John Elway to a new contract that places the superstar signalcaller at the pinnacle of the NFL's salary structure.

Bowlen has made all these moves with one goal unchanged—to aggressively position the Broncos for yet another run at a Super Bowl championship for the Mile High City.

In addition to his role with the Broncos, Bowlen was a key figure in spearheading both the labor and TV contracts in his role as a member of both the NFL Management Council Executive Committee and Broadcasting Committee, and he recently was named Chairman of the NFL Broadcasting Committee. He also has served on the NFL Finance Committee.

He presides over a franchise that by any standard has been one of the NFL's most successful in this time frame (1984-93). Bowlen has watched the Broncos play 13 postseason games in 10 years of ownership, with all regular and postseason games sold out at Mile High Stadium.



While the Broncos had a disappointing 8-8 record in 1992, in 1991 they had the greatest turnaround in team history, finishing with a 12-4 record that included the American Football Conference Western Division title and the fourth AFC Championship Game appearance of Bowlen's vibrant ownership.

Having missed the Super Bowl by just four points as recently as 1991 and making several more bold personnel moves this offseason, Bowlen's focus for the coming year is to once again put his team in line to contend for the AFC Championship that it won in 1986, 1987, and 1989. Denver was the only AFC franchise to make three Super Bowl appearances in the 1980's and without question Pat Bowlen provides the organizational thrust that has served as the catalyst to the Broncos' outstanding record.

Bowlen's Broncos represented the AFC in Super Bowls XXI (Pasadena), XXII (San Diego), and XXIV (New Orleans). In addition, Denver has had just one losing campaign during the past nine years, that being the very disappointing 5-11 season in 1990.

No one sets higher standards for the Broncos than Pat Bowlen himself, whose unchanging goal is to have his franchise annually regarded among the finest in pro football, with victory being the measuring stick for that success. Thus, the goal of Denver's dynamic and energetic chief executive remains firmly set on capturing the world championship that so far has eluded the Mile High City.

The Broncos once again will pursue a championship season from their new headquarters, the Paul D. Bowlen Memorial Broncos Centre, a 59,000-square-foot state-of-the-art office and training complex in Arapahoe County's Dove Valley location. The move into this new facility, which came on March 5, 1990, accomplished one of Bowlen's significant goals, that being to upgrade the Broncos' working facility and in so doing solidify the foundation for continued success.

Bowlen's 10 years of ownership have resulted in the best home record (62-18) in the AFC. Bowlen finished second in *The Sporting News* 1987 Executive of the Year balloting.

He presides over a franchise that has won four division crowns and, has had regular season win totals of 13, 11, 11, 10, 11, and 12. In fact, six of the seven finest campaigns in team history have come during the Bowlen regime.

Pat Bowlen was introduced as the majority owner of the Denver Broncos on March 23, 1984, and that announcement triggered a new era in franchise history, one which has coupled success on the playing field with enthusiasm for an even brighter future.

He immediately put his own mark on the Broncos, establishing a solid administration and creating a positive atmosphere that was a major factor in the team's success both on and off the field.

The team responded with a 13-3 record and the American Football Conference Western Division championship in 1984, following that up with an 11-5 record that just barely kept the Broncos out of the playoffs in 1985.

Meanwhile, Bowlen has seen the Broncos' consecutive home game sellout streak stretch to 188 straight regular and postseason non-strike games through the end of the 1993 campaign, as Denver led the entire National Football League in actual in-stadium attendance over that nine-year period. The Broncos have drawn over 5.7 million fans to Mile High Stadium from 1984-93, tops in the NFL.

Having established a solid foundation, Bowlen took a dramatic step toward the future during 1986 with the construction of 60 luxury Penthouse Suites atop the west side of Mile High Stadium.

Bowlen and the Bowlen family acquired 100% ownership of the Broncos in July of 1985. He is active in day to day operations of the football club.

Born in Prairie du Chien, Wis., he attended high school there and went on to the University of Oklahoma, where he earned degrees in both business (1965) and law (1968).

Bowlen has served as the Honorary Chairman of the Colorado Relay Classic to benefit St. Joseph's Hospital (1985-92), the Colorado Special Olympics (1986-92), and the 1989 Centennial Scholarship rally at the University of Northern Colorado in Greeley. Along with being

honorary chairman of the Special Olympics, he was last year's Outstanding Celebrity. He was also Co-Chairman of the Rose Medical Center Critical Care Campaign from 1986-89.

In addition, Bowlen was elected to the University of Denver Board of Trustees in 1987, and is active on several committees including Trustee Affairs and Buildings and Grounds, and has served on the Institutional Advancement Committee and Institutional Advancement/University Relations subcommittee. He was also named to the Colorado Academy Board of Trustees in 1991.

He is a member of the Board of Directors of the Denver Broncos Youth Foundation, and was the 1992 honoree at the American Ireland Fund dinner.

He also serves on the Board of Trustees of the Hawaii Maritime Center. Bowlen has real estate and natural resource holdings in Alberta, as well as real estate holdings in Colorado, Arizona, and California.

Bowlen also is Chairman of the Board and Director of Hambledon Estates Limited, and Northern Development Company Limited of Edmonton.

An outstanding athlete in his own right, he has competed in the Ironman Triathlon — an event in which one must swim 2.4 miles, ride 112 miles on a bicycle, and run 26.2 miles, all consecutively — as well as in other triathlon races and several marathons.

Bowlen is a member of several clubs and societies, including the Young President's Organization, the Canadian and Edmonton Bar Associations, and the Law Society of Alberta.

## THE BOWLEN ERA

### AFC West team comparison 1984-1993

	<u>Winning Seasons</u>
Denver	7
Kansas City	6
Los Angeles	5
Seattle	5
San Diego	1
	<u>Division Titles</u>
Denver	5
Los Angeles	2
Kansas City	1
Seattle	1
San Diego	1
	<u>Playoff Appearances</u>
Denver	6
Kansas City	5
Los Angeles	5
Seattle	3
San Diego	1
	<u>Conference Championship Appearances</u>
Denver	4
Los Angeles	1
Kansas City	0
San Diego	0
Seattle	0
	<u>Super Bowl Appearances</u>
Denver	3
Kansas City	0
Los Angeles	0
San Diego	0
Seattle	0

## GENERAL MANAGER

### JOHN BEAKE General Manager

In 1993 the Denver Broncos returned to the National Football League play-offs with a dramatically restructured organization, and one of the driving forces in the franchise's resurgence is General Manager John Beake.

John Beake has a pivotal role in developing and maintaining front office stability as one of the team's strengths, and the end result is that the Broncos enjoy a long-standing reputation as one of the NFL's most successful franchises both on and off the field.

Now well into his third decade in pro football, John enters the 1994 campaign in his 16th year with the Denver Broncos and his 10th season as the club's General Manager. In his previous nine years as general manager John has been a vital cog in a Denver club that has dominated the American Football Conference Western Division, posting more winning seasons (six) and winning more division titles (four) than any other AFC West team.

Overall, this marks John's 26th season in professional football as either coach or administrator, as the Broncos this year couple success on the playing field with their 25th consecutive sellout campaign at Mile High Stadium. Beake has perhaps the broadest range of experience of any NFL general manager, the only one in the NFL who has coached championship teams on the pro, college, and high school levels, as well as having served in a wide variety of administrative roles.

A member of four Super Bowl teams during his pro football career, John Beake plays a critical role in Denver being one of the league's most active teams in pro football's new free agency marketplace. Working closely with team President Pat Bowlen and Head Coach Wade Phillips in assembling an organization that represents the Broncos and the Mile High City in the most successful and positive manner, John embodies the philosophy that one should combine performance with community involvement.

As General Manager, he is responsible for all day-to-day operations of club administration, with special concentration in the area of player contract negotiations, an area in which he has considerable experience. He also personally directs the Broncos' contractual relationships with the City of Denver, local radio, and television entities.

John Beake's prominence in the Broncos' hierarchy is paralleled by continuing respect within the National Football League. Active in the NFL's international development, his involvement is one of the keys to the Broncos being among just four teams (along with Miami, San Francisco, and the Los Angeles Rams) to have been selected for American Bowl games in London, Tokyo, and Berlin. Of course, this year the Broncos will add Barcelona to its list of American Bowl sites, with Denver thus joining San Francisco as the only two NFL clubs to have been chosen to play American Bowl games in all four cities. In addition, he played an integral role in Denver being the only American Football Conference club to win three conference crowns and thus make three Super Bowl appearances (XXI, XXII, and XXIV) in the 1980's.

In 1991 John was named to the Board of Directors of the World League of American Football. As a key member of the Board of



Directors for the World League, he spent a considerable portion of that offseason lending administrative guidance to the WL offices in New York and Dallas. John was instrumental in determining the methodology by which 101 NFL players were provided to the WL for its 1992 campaign. Along with his commitment to the World League, John serves as chairman of the NFL International Working Group, which is primarily comprised of other NFL general managers and player personnel directors. He is also a member of the NFL College and Pro Relations Committee.

One of his most visible recent Bronco accomplishments has been to provide a key leadership role in the construction of and move into the team's new training facility, the Paul D. Bowlen Memorial Broncos Centre, a 59,000-square foot state-of-the-art complex in Arapahoe County. This project, several years in the planning stages, was the fulfillment of one of John's key goals as the Broncos general manager.

John continuously works with the City of Denver on issues concerning the lease, capital improvements, and fan comfort. Some of the completed improvements at Mile High Stadium include the renovation of the Stadium's press box and the new theatre-styled seats throughout the Stadium. These projects represent the general manager's desire to continually improve the game-day experience at Mile High Stadium.

In addition to contract involvement, one of John's prime areas of interest is working closely with city and state representatives on a variety of community concerns. For the past six years, John has served as the chairman of the Red Ribbon Campaign, a strong educational anti-drug, chemical and substance abuse association that works in conjunction with the Colorado Federation of Parents.

An avid skier, he is on the Board of Directors of the National Sports Center for the Disabled, which is funded by the Winter Park Ski Resort and the Broncos Challenge. John is an annual participant in the Winter Park Pro-Am race to benefit the disabled skiers program.

As part of the continuing plan to broaden the team's community role and strengthen a family spirit within the club, John is actively involved with the Performing Arts Center.

John was Assistant General Manager in 1984 and was the Broncos' Director of Football operations the previous year, so his position at the helm of the club's administration is the culmination of a steady rise within the organization.

He joined the Broncos in 1979 as the Director of Pro Personnel and became Director of Player Personnel in 1981, having concentrated on the coaching aspects of the game prior to coming to Denver.

As assistant coach for the Kansas City Chiefs from 1968 through 1974, John was the offensive backfield coach for the Chiefs when they defeated the Minnesota Vikings to win Super Bowl IV in New Orleans. He also coached the running backs at New Orleans in 1976. On the college level, he coached at Penn State in 1961-62 and was the offensive coordinator at Colorado State University in 1975.

Upon receiving his master's degree from Penn State in 1962, John coached for six years at the high school level, where his teams lost just four games. He has a bachelor's degree from Trenton State College in New Jersey, in addition to his graduate degree from Penn State.

John and his wife, Marcia, have three children, Jerilyn, Chip, and Chris.



## HEAD COACH

### WADE PHILLIPS Head Coach

The Denver Broncos come into 1994 with renewed optimism for another championship season, and much of that optimism is founded in the talent, leadership, and charisma of Head Coach Wade Phillips.

The Broncos returned to the playoffs in 1993, the team's first year under Phillips, who guided the youngest club in the National Football League to a 9-7 record and a wild card playoff spot in the American Football Conference.

Phillips, 46, was named Denver's head coach on January 25, 1993 and wasted no time in putting his own stamp on the Broncos, quickly putting together a coaching staff that includes seven members who have previously been head coaches in college or pro football.

His roster changes resulted in the NFL's youngest club, with an average of just 3.05 previous years of NFL experience among Denver's 1993 53-player roster. There were 27 new faces on last year's squad (50.1 percent), including 15 who were rookies or first-year players.

The end result was a rejuvenated Denver offense that led the AFC in points scored (373, third in the entire NFL and the fourth highest total in franchise history), while the defense still finished fifth in the AFC in points allowed with 284. The Broncos' new offensive attack ranked third in the AFC in both total offense and passing offense, with last year's 27 touchdown passes tied for the most ever by a Denver team. Denver's defense finished near the top among all clubs with 46 quarterback sacks.

The extremely popular head coach has played a pivotal role in numerous key roster moves, including the acquisition of veteran talent under the National Football League's new free agency system.

Phillips enters his second season as the Broncos' head coach after having served four years as Denver's defensive coordinator, a role which he filled very successfully from 1989-92.

Under Phillips' leadership as defensive coordinator the defense led the American Football Conference in fewest points allowed in two of the past four seasons (1989 and 1991), and the 1991 12-4 Denver team was paced by a defensive unit that led the AFC in 12 different categories. Among the categories in which the Broncos led the AFC were fewest points (235), fewest TDs (20), fewest rushing TDs (eight), fewest passing TDs (12), most sacks (52), most interceptions (23), fewest passing yards (2,755), and lowest third down conversion percentage (31.1%).

In 1989 he was the mastermind of a defense that led the NFL in fewest points allowed (226) and allowed the fewest rushing yards in the AFC (1,580). His new-look defense that year ranked second in the conference in both quarterback sacks (47) and takeaways (43), and allowed a total yardage figure (4,407) that was second best in the AFC and third in the NFL.

In addition to his role as defensive coordinator, Phillips assumed the capacity of interim head coach during the 1990 preseason period, posting a win over Indianapolis while in that position.

Going into his sixth overall season with the Broncos, Phillips came here from Philadelphia, where he was the defensive coordinator and linebackers coach for the Eagles from 1986-88. Under Phillips in 1988



the Eagles were second in the NFL in turnovers (44) and second in interceptions (32) as they won their first division title since 1980.

He served as defensive coordinator at New Orleans from 1981-85 and was the interim head coach for the final four games of the 1985 season (1-3 record). During his tenure at New Orleans the Saints led the NFC in defense in 1983 and led the NFL in pass defense in 1983 and 1984. Overall, the Saints finished among the top five in the NFL defensively in three of his five seasons.

Prior to joining the Saints, Phillips spent five seasons at Houston, coaching the linebackers (1976) and defensive line (1977-80). The Oilers made three playoff appearances during that period.

Phillips began his coaching career at his alma mater, the University of Houston, in 1969 and then coached at Orange (Texas) High School for three years before moving to Oklahoma State (1973-74) and Kansas (1975).

The son of former NFL coach Bum Phillips, Wade was born in Orange, Texas (6/21/47) and attended Port Neches-Groves High School. He went on to be a three-year starter at linebacker at Houston under head coach Bill Yeoman.

An extremely civic-minded and popular individual, he has concluded his fourth year as Honorary Chairman of the Provenant Health Partners' Sack'Em project, a charity fund raiser for Flight for Life.

Wade and his wife Laurie have two children, Tracy and Wesley.



## ASSISTANT COACHES

### VERNON BANKS

#### Strength and Conditioning

Vernon Banks is in his second season as the Broncos' strength and conditioning coach, having come to Denver from the University of Wyoming, where he headed the Cowboys' strength and conditioning program in 1992.

Banks, 38, previously was the assistant strength coach on the college level at Colorado (1990-91), Stanford (1987-90), Wyoming (1986-87), and Houston (1985-86).

A 1981 graduate of Texas A&M in parks and recreation management, Banks played cornerback for the Aggies after transferring from Blinn (Texas) Junior College. Banks completed all his course work toward a master's degree in exercise science at the University of Houston in 1986.

A native of Alvin, Texas (5/24/56), Banks lettered in football and track at John Foster Dulles High School in Stafford, Texas. He is a three-time state champion powerlifter, winning titles in Wyoming (1987) and California (1989 and 1990).

Vern and his wife Mary reside in Aurora.



### BARNEY CHAVOUS

#### Defensive Line Assistant/

#### Strength and Conditioning Assistant

Barney Chavous is in his sixth season with Denver, assisting Rex Norris with the defensive line and Vernon Banks with the strength and conditioning program. He was a coaching intern in 1988, working in the same areas.

Chavous, 43, was a defensive end with Denver from 1973-85 and is tied for fourth in team history with 72 quarterback sacks. He is also one of only five people to play for 13 or more seasons with Denver.

He has coached with defensive coaches Earl Leggett and Pro Football Hall of Famer Ernie Stautner.

Chavous was All-Conference and defensive most valuable player at South Carolina State, where he was a three-year starter. In addition, he was named to the Mid-Eastern Atlantic Conference Hall of Fame and was named All-American by the Associated Press during his collegiate career.

A native of Aiken, S.C. (3/22/51), Barney and his wife Odessa have four children, sons Shedric and Barney Amon, and daughters Jasmine and Nikeya Monique.



### JIM FASSEL

#### Assistant Head Coach/ Offensive Coordinator

Jim Fassel (pronounced FAHS-el), 45, is in his second year with the Broncos, and after the club's outstanding year on offense in 1993, Fassel was promoted to assistant head coach/offensive coordinator in 1994. He will continue his duties as quarterbacks coach in leading Denver's powerful offense.

Under Fassel's direction, Denver's offense had an outstanding season and quarterback John Elway had the best year of his career. The Broncos finished 1993 ranked third in the AFC and fifth in the NFL in total offense, and their 373 total points ranked first in the AFC and third in the NFL. In addition, Denver's 373 points scored ranked as the fourth highest total in team history, while the 42 touchdowns are tied for fourth best and the 27 passing touchdowns are tied for first in team history.

Prior to coming to Denver, Fassel spent two years with the New York Giants as quarterbacks coach in 1991 and was promoted to offensive coordinator for the Giants in 1992.

A former collegiate and NFL quarterback himself, Fassel began his coaching career in 1973 as an assistant at Fullerton Junior College, then became a player-coach in the World Football League with Hawaii. He then moved on to Utah as quarterbacks-receivers coach in 1976, then spent two seasons (1977-78) as offensive coordinator at Weber State.

Fassel coached at Stanford for five seasons (1979-83), including his last four as offensive coordinator. While at Stanford he was credited with recruiting and coaching John Elway's entire college career. In 1984, he was named offensive coordinator for the New Orleans Breakers in the USFL before being named head coach at the University of Utah in 1985. In addition, Fassel was known for employing one of the most innovative, creative offensive strategies in college football while at Utah (1985-89).

He actually has coached three Broncos quarterbacks, including Elway at Stanford, former Bronco Steve DeBerg at Fullerton JC, and ex-Bronco Norris Weese with the WFL's Hawaii Hawaiians. Other NFL quarterbacks coached by Fassel on the college level include Turk Schonert at Stanford and Scott Mitchell at Utah.

A native of Anaheim, California (8/31/49), Fassel was a standout quarterback at Anaheim High School before going to Fullerton JC, where he quarterbacked that club to a 25-1 record over two seasons, winning the national junior college title in 1967. Fassel then went on to play at the University of Southern California prior to concluding his college playing career at Long Beach State in 1971, where he led the 49ers to the PCAA championship, ultimately being drafted by the Chicago Bears in 1972.

He also was with the Houston Oilers and San Diego Chargers before ending his playing career.

Jim and his wife Kathryn have four children, John, 20, Brian, 18, Jana, 15, and Mike, 13. Jim is an avid golfer and tennis player.



## **MAURICE (MO) FORTE** Wide Receivers

Mo Forte is in his seventh season with the Denver Broncos and his second coaching the wide receivers, as he coached the club's running backs during his first five National Football League campaigns. Forte came to Denver from North Carolina A & T State University, where he was head coach from 1982-87. Forte led the Aggies to a 9-3 record and the Mid-Eastern Athletic Conference championship in the 1986 campaign.

Forte, 47, had been an assistant coach for 12 years at major college programs prior to going to North Carolina A & T. His previous coaching career included stints at Arizona State (1980-81), Michigan State (1978-79), Duke (1976-77), and Minnesota (1970-75).

With Forte coaching the Broncos' running backs, Denver was one of just 12 teams ever to have three straight 1,000 yard seasons produced by two different backs (Bobby Humphrey and Gaston Green).

The 1978 Michigan State team won the Big 10 title and the 1981 Arizona State club established a number of Pac-10 records.

While at Michigan State he coached two-sport star Kirk Gibson (1978) and in 1980 three of his Sun Devil players (John Mistler, Melvin Hoover, and Ron Washington) were drafted by NFL teams.

A native of Hannibal, Missouri (3/1/47), Forte was a starting running back at the University of Minnesota, from which he graduated with a bachelor's degree in education in 1971.

Mo has a daughter, Dawn.



## **LEON FULLER** Defensive Backs

Leon Fuller is in his first season as the Broncos' defensive backs coach, coming to Denver from the University of Texas at Austin.

He was the defensive coordinator for the Longhorns for the last five years and is credited with helping mold the Texas defense into a unit that helped the 1990 Longhorns to a 10-2 record and a 1991 Cotton Bowl appearance, a defense that featured current Denver Bronco Shane Driscoll.

Fuller, 56, has had 30 seasons as an NCAA Division I coach, and was one of the most respected defensive coordinators in college football. In between his two coaching stints at Texas (1989-93 and 1977-81), Fuller spent time in Colorado as the head coach at Colorado State University from 1982-88. In addition, he has coached at Wyoming (1975-76), West Texas State (1974), New Mexico (1969-73), Kentucky (1967-68), and Oklahoma State (1963-66).

A native of Nederland, Texas (7/28/38), Fuller began his playing career at Nederland High School under head coach Bum Phillips. Following his outstanding prep career, Fuller went on to play for the legendary Bear Bryant at Alabama as a linebacker (1957-60). He was named team most valuable player and academic all-American as a senior, and participated in three bowl games during his college career at Alabama.

Leon and his wife Pam have three children, Scott, Kelly, and Brooke.



## **BISHOP HARRIS** Running Backs

Bishop Harris is in his second season with the Broncos as running backs coach. He came to the Broncos from North Carolina Central, where he was the head coach (1990-91).

Prior to joining the coaching staff, Harris was familiar with the Broncos organization, having spent two summers at training camp in Greeley (1989-90) working with the coaching staff under the NFL/College Minority Fellowship Program.

Harris, 52, was on the staff at the University of Minnesota from 1986-90, coaching the outside linebackers in his first two years with the Golden Gophers before becoming assistant head coach and running backs coach for the latter three campaigns.

An all-conference defensive back at North Carolina Central, Harris began his coaching career on the junior and senior high school levels from 1963-71. In addition to his bachelor's degree from North Carolina Central, Harris earned a master's degree in education, with an emphasis on supervision and administration, from Duke University in 1972.

He coached at Duke from 1972-75 and after leaving the Blue Devils was head coach at Broughton High School in Raleigh, N.C. in 1976.

Harris coached linebackers on the collegiate level for the next nine seasons, at North Carolina State (1977-79), Louisiana State (1980-83), and Notre Dame (1984-85), moving on to Minnesota the following year.

A native of Phoenix City, Alabama (11/23/41), Bishop and his wife Margaret have three children, daughter Angela and sons Dennis and Gregory.



## **JOHN LEVRA** Offensive Line

John Levra is in his second season as the Broncos' offensive line coach, coming to Denver from Chicago, where he coached the Bears' defensive line for the past seven years.

Levra, 57, is a coaching veteran of both sides of the line of scrimmage who is coming into his 13th season in the NFL. Levra was in Chicago from 1986-92, after serving five years as offensive backfield coach for the New Orleans Saints (1981-85). He was the offensive coordinator for the Saints in 1985 during Wade Phillips' four-game tenure as head coach.

Following a playing career at linebacker for Pittsburg (Kansas) State, Levra coached at Kansas high schools for seven years (1959-65). His first college job was at New Mexico Highlands, where he was an assistant (1966) and later head coach (1967-70), posting a 35-4-1 record.

Levra moved to Stephen F. Austin State University as head coach and athletic director (1971-74), where his teams were 18-5 in his final two seasons and made the first bowl appearance in school history.

He became offensive coordinator at the University of Kansas (1975-78) and North Texas State (1979) before entering the pro ranks as defensive line coach for the British Columbia Lions in 1980.

A native of Arma, Kansas (10/2/37), John and his wife Rosie have two children, Gina and Craig.





## REX NORRIS

### Defensive Line

Rex Norris is in his first season as the Broncos' defensive line coach. He comes to the Broncos from the University of Texas, where he coached in 1992-93.

Norris, 54, will be entering his 30th season in the coaching profession in 1994. Among his pupils on the defensive line were Lombardi Award winner Tony Casillas (currently with the Dallas Cowboys) and Outland Trophy winner Lee Roy Selmon. Norris coached both Casillas and Selmon while at Oklahoma.

After stints at Carrollton Turner High School and Navarro Junior College, Norris joined Texas A & M in 1972, moving to Oklahoma as a key assistant to Barry Switzer for 11 seasons. During that time he coached the defensive line in addition to serving as assistant head coach in 1981, 1982, and 1983. During his 11 seasons at Oklahoma, Norris produced seven first-team All-Americans and helped lead the Sooners to eight bowl games.

In 1984 Norris moved on to coach at Arizona State and joined the Detroit Lions as defensive line coach from 1985-87.

Norris returned to the college ranks in 1988 as defensive line coach at Florida, with the Gators finishing third nationally in total defense in both 1988 and 1989. In 1990 Norris joined the staff at Tennessee, where he accompanied the Volunteers to the Fiesta and Sugar Bowls.

A native of San Angelo, Texas (12/10/39), Norris was a Junior College all-American at San Angelo Junior College before completing his playing career as captain of East Texas State's team in 1962.

Norris and his wife Melinda have four children, Rex Jr., Whitney Rae Gohlke, Nolan Watson and Amanda Watson.



## HAROLD RICHARDSON

### Special Assistant to the Head Coach/Offense

Harold Richardson is in his sixth year on the Broncos staff and his second in the capacity of offensive assistant, a role which primarily involves quality control and administrative assistance in the area of player personnel. Richardson joined the Broncos as the special teams coach in 1989 and coached that unit for four seasons, also coaching the team's tight ends in the last two seasons.

Richardson, 50, came to the Broncos from Colorado State University, where he was defensive coordinator in 1987 and 1988. Prior to that he served as receivers and special teams coach with the NFL New Orleans Saints (1981-85).

Working on the collegiate level (1972-80), Richardson coached at North Texas State, Texas Christian, Oklahoma State, and Southern Methodist, where he began his coaching career as a graduate assistant in 1971.

A native of Houston, Tex. (9/27/44), Richardson earned a bachelor's degree in finance from Southern Methodist in 1968.

Harold and his wife Ramona have a son, Blake Lee.



## RICHARD SMITH

### Special Teams/Linebackers

Richard Smith is in his second season as the Broncos' special teams coach and also assists in coaching the linebackers. Smith came to Denver after five seasons coaching the special teams for the Houston Oilers (1988-92).

In 1990-91 Smith also had assisted in coaching the linebackers, and he had coached the team's tight ends in 1988-89, prior to the 1990 introduction of the run-and-shoot offense in Houston.

His trademark as special teams coach at Houston was producing units noted for hustle, desire, and hard-hitting play. That unit, which helped pace the Oilers into the playoffs all five years, blocked 18 punts from 1988-92, including one against the Broncos last year. They tied the then-NFL record for blocked punts in a season with five in 1988, then followed up with four more in 1989, plus four blocked kicks each in 1990 and 1991.

The Oilers in 1992 led the entire NFL both in kickoff coverage with a 15.7 mark and in gross punting average with a 46.9 figure. They ranked in the NFL's top four in net punting average in 1990 and 1991, and were in the top six in punt return and kickoff return defense.

Smith, 39, went to Houston from the University of Arizona, where he coached special teams in 1987, and he was the special teams/outside linebackers coach for Joe Kapp at California from 1984-86. He was the defensive line coach at Fullerton State from 1981-83, helping the Titans win the PCAA title in 1983. He began his coaching career as the offensive line coach at Rio Hondo (California) College from 1979-80.

A native of Los Angeles (10/17/55), Smith received his bachelor's degree from Fresno State. He was an offensive lineman at Rio Hondo before transferring to Fresno State in 1976, with the Bulldogs winning the PCAA title in 1977.

Richard and his wife Patti have four children, daughters Morgan, 13, Aimee, five, Whitney, three, and son Travis, eight.



## ALVIN REYNOLDS

### Assistant Defensive Backs/ Quality Control

Alvin Reynolds is in his second year as Assistant defensive backs/Quality control for the Broncos. Reynolds' duties range from working with the defensive backs and special teams coaches to performing quality control for the Broncos defense.

Reynolds, 35, came to the Broncos from Indiana State University, where he was on the coaching staff for 10 years (1983-92), the last three as assistant head coach and recruiting coordinator in addition to being secondary coach for the Sycamores.

A four-year strong safety who received Heisman Trophy mention as a senior at Indiana State, Reynolds followed his playing career by serving one year as a graduate assistant at ISU, being elevated to a full-time coaching position the following year.

In addition to his role as assistant head coach and recruiting coordinator, Reynolds had various other off-the-field administrative roles, including working with the ISU athletic academic coordinator.

Reynolds was president of the ISU University Club and the Charles T. Hyte University Center, and his group involvements included the Indiana Democratic state convention, the Indiana State employee search committee, the President's Commission on Ethnic Diversity, Indiana Black Expo, and the Minority Student Retention Programs Committee.

A native of New Orleans (6/24/59), he has a bachelor's degree in business management and a master's degree in political science from Indiana State.

Reynolds has a son, Alvin, Jr., age nine.



## LES STECKEL

### Tight Ends

Les Steckel is in his second season coaching the Broncos' tight ends. Prior to coming to Denver, Steckel was the offensive coordinator at the University of Colorado (1991-92).

Steckel, 48, began his coaching career at Colorado, first as a graduate assistant with the defense in 1972 and then coaching the tight ends and receivers from 1973-76.

He was the offensive line coach at Navy in 1977 and moved into the pro ranks the following year, joining the San Francisco 49ers as their receivers coach.

Steckel was with the Minnesota Vikings from 1979-84, serving as the Vikings' head coach in his final campaign there.

Following his stint in Minnesota Steckel coached the quarterbacks and wide receivers for the New England Patriots from 1985-88, playing a key role in the Patriots' 1985 Super Bowl campaign. He was the offensive coordinator at Brown University in 1989 and did not coach in 1990.

A decorated Vietnam veteran as an infantry officer, Steckel was commissioned as a second lieutenant at the conclusion of Officer's Candidate School and currently is a Colonel in the United States Marine Corps Reserve. He also was a two-year starter at tailback for the Quantico Marines during his military career.

Born in Northampton, Pennsylvania (7/1/46), Steckel grew up in the Lehigh Valley area, where he attended Whitehall High School prior to attending the University of Kansas, where he lettered twice at tailback. Steckel also was a Golden Gloves boxing champion in 1966.

Les and his wife Chris have three children, daughter Lesley, 13, and sons C.T., 16, and Luke, nine, and the family resides in Louisville.



## CHARLIE WATERS

### Defensive Coordinator

Charlie Waters is in his second year as the Broncos' defensive coordinator and his seventh season in the Mile High City.

Under Waters' direction, Denver's defense had a good year in 1993 and shows great promise going into 1994. With 46 total sacks, Denver's defense ranked third in the AFC and tied for fourth in the NFL, and their 284 points allowed ranked fifth in the AFC and tenth in the NFL in 1993. In addition, the Broncos' defense with a 33.0 third down efficiency percentage ranked second in the AFC and fourth in the NFL in 1993.

Waters, 46, has 20 years of NFL experience, having joined the Denver staff in 1988 as special teams coach. In 1989 he took over as the defensive backfield coach, a position in which Waters was able to draw from his experiences as one of the game's finest defensive backs during his own 13-year NFL playing career.

Waters played for the Dallas Cowboys from 1970-1982 in which he started in five Super Bowls and was a three time Pro Bowl choice and was voted All-NFL in 1976, 1977 and 1978. A versatile athlete, he was a quarterback-turned wide receiver in college, and spent the first five years in the pros at corner and free safety, before anchoring the Cowboys secondary at strong safety.

An inductee into both the Clemson and South Carolina Athletic Hall of Fames. Waters was superb in the playoffs for the Cowboys. He



holds the existing NFL career record for most interceptions in the playoffs (nine) and most in a single game NFC (three). He is third in Dallas history in career regular season pass thefts with 50.

"I knew Charlie would experience success as a coach," says Hall of Famer Tom Landry, "because as a player he was always prepared. He left nothing to chance. Charlie's last seven years at strong safety were like having a coach on the field. He coordinated our defense... this coach-like preparation enabled him to reach his fullest potential and thus provided great satisfaction as a coach."

A native of Miami, Florida (9/10/48) and raised in North Augusta, South Carolina, Charlie graduated from Clemson University in 1970. He and his wife, Rosie, have three sons, Cody, Ben, and Cliff.

## JOHN PAUL YOUNG

### Linebackers

John Paul Young is in his second season coaching the Broncos' linebackers. Prior to coming to Denver he was the head coach for the Dallas Texans of the Arena Football League, leading the Texans to a division title in 1992.

Young, 54, has over 30 years experience as a coach, and 1994 will mark his 13th year in the National Football League. He has also had a long coaching relationship with Head Coach Wade Phillips, as this marks their tenth season on the same NFL staff. They previously worked together in Houston and New Orleans.

His first position in the NFL was that of linebackers and special teams coach for the Houston Oilers, under head coach Bum Phillips, from 1978-80. He was on the New Orleans Saints' staff in the same position from 1981-85, assuming the position of defensive coordinator when Wade Phillips was named the Saints' interim head coach for the final five games of the 1985 season.

Young was defensive coordinator of the Kansas City Chiefs from 1986-88, and served as linebackers coach at Texas Tech from 1989-91.

He began his coaching career at his alma mater, the University of Texas at El Paso (1962-63), before a three-year stint (1964-66) at Jacksonville (Fla.) High School. Young returned to the college ranks in 1967, coaching at Southern Methodist for two seasons (1967-68) prior to becoming the defensive coordinator at Oklahoma State in 1969.

Young was the linebackers coach and also managed the stadium, fields, and athletic dorm at Texas A&M from 1970-77.

A three-time all-conference linebacker at UTEP, Young twice earned honorable mention All-American honors and is a member of the Miners' all-time team.

A native of Dallas (12/31/39), Young went to Abilene (Tex.) High School, where he played linebacker, guard, and defensive end on three consecutive state championship teams and was all-district and all-state.

John Paul and his wife Dolores have two sons, John Paul, Jr., and Jason.





STEVE ATWATER CONTINUED HIS AGGRESSIVE PLAY AT THE SAFETY POSITION IN 1993, AS HE LED THE TEAM IN TACKLES WITH 141 FOR THE SEASON. ATWATER WAS ALSO SELECTED TO HIS FOURTH CONSECUTIVE PRO BOWL.

## PLAYER PERSONNEL

### BOB FERGUSON

Director of Football Operations/  
Player Personnel

Bob Ferguson is in his second season as the Broncos' Director of Football Operations/Player Personnel, and as such is in charge of the team's entire college and professional scouting department. He works very closely with Head Coach Wade Phillips and General Manager John Beake in making determinations relative to player acquisition.

He is also largely responsible for Denver's very aggressive approach to free agency over the last two years, an attitude that resulted in Denver signing several highly sought after free agents.

Included in these free agents are running backs Rod Bernstine and Robert Delpino, wide receiver Anthony Miller, offensive lineman Brian Habib, linebacker Dave Wyman, and cornerback Ray Crockett.

Ferguson, 43, is in his 18th season in the National Football League, coming to Denver from the Buffalo Bills, where he had a key role in the development of the very talented Bills roster during his eight seasons with that club.

He joined the Bills in 1985 and had several positions in player personnel, culminating in Ferguson being named Assistant General Manager/Director Pro Personnel in 1989, a position in which he continued until coming to the Mile High City.

A native of Federal Way, Wash. (11/5/50), Ferguson began his NFL career with the Seattle Seahawks as Director of Sales and Special Events, handling a number of duties during his tenure there from 1975-79, and then moved into a scouting combine (serving Buffalo, Dallas, San Francisco, and Seattle) as an area scout from 1981-83. He joined the Cowboys to handle performance testing (1984-85) prior to going to Buffalo.

Ferguson lettered three times as a linebacker at the University of Washington, graduating in 1973 with a degree in radio-television communications. He had free agent tryouts with San Diego (1973), the Los Angeles Rams (1974), and Portland of the World Football League (also 1974).

Bob and his wife Colleen have three daughters, Vanessa, Nathalie, and Allison.





## PLAYER PERSONNEL Continued

### CORNELL GREEN

Assistant Director  
of Player Personnel

Cornell Green was promoted to Assistant Director of Player Personnel in 1994, as he enters his eighth year as an area scout for the southwest region for the Broncos and his 15th year in scouting overall. Prior to the Broncos, Cornell scouted for the Dallas Cowboys during and after his illustrious player career.

He began scouting for the Cowboys in 1970, while still an active player, and continued scouting through 1979, at which time he entered private business until coming to the Broncos in 1987.

Green, 54, was signed by the Cowboys as a free agent and went on to play for Dallas from 1962-75, at cornerback for 10 years before moving over to safety for his last four seasons. Green earned Pro Bowl honors seven times, winning that honor at both cornerback and safety.

He did not play college football but was a two-time All-American basketball player (1959-60 and 1961-62) at Utah State, where Green averaged 23 points per game at forward for the Aggies from 1959-62.

A native of Boley, Oklahoma, Cornell and his wife Betty have two children, Randy and Ronney, and make their home in Dallas.



### JEFF SMITH

Director of College Scouting

Jeff Smith is in his second year as the Broncos' Director of College Scouting. He coordinates all phases of the college scouting program with Bob Ferguson, Director of Football Operations/Player Personnel, which include the scouting department's budget, division of territory, and travel itinerary.

Jeff is entering his 15th season as a scout in the NFL, including nine seasons with the Dallas Cowboys (1984-92), also directing the Cowboys' signing of free agent rookies in his last three years with the team (1990-92).

Smith, 47, became a full-time scout with Seattle in 1980, after four seasons working as a part-time film grader with the Seahawks while also coaching full-time at Mercer Island (Wash.) High School.

In 1970 Smith began his coaching career at South Mercer Junior High School, also coaching at Kalles Junior HS in Puyallup (Wash.) and again at South Mercer Island Junior HS.

After two years as an offensive tackle with Washington State, Smith transferred to the University of Hawaii. He later returned to Washington State, where he earned his degree in science education and mathematics.

Born in Williamsport, PA. (5/20/47), Smith grew up in Clarkston, Wash., where he attended Clarkston HS.

Jeff and his wife Ann Bixby moved to Dallas to scout the south-central United States in 1980 when he was still with Seattle, and he continues to make Dallas his home in his new role with the Broncos.



## PLAYER PERSONNEL Continued

### SCOTT DiSTEFANO

College Scout

Scott DiStefano is in his 12th year as an area scout for the midwestern region, all with the Denver Broncos.

DiStefano, 37, was a quarterback at Colorado State University from 1976-80, also serving as a graduate assistant coach at CSU (1980-81) before coming to the Broncos.

A native of Alliance, Ohio, DiStefano was an all-conference quarterback in 1975 at Alliance High School, the same school at which Pro Football Hall of Famer Len Dawson played quarterback. He received the 1974 Massillon JayCee's conference sportsmanship award.

Scott has a son, Patrick, and he makes his home in Chicago.



### DAVID GETTLEMAN

College Scout

David Gettleman is in his first year as an area scout for the Broncos and his eighth in scouting overall, concentrating on the east coast region for Denver.

Gettleman, 43, became a full-time scout with the Bills in 1987, was assigned as the Bills' representative to the BLESTO combine in 1988, and continued in that capacity through 1993.

He began his coaching career at Spackenkill High School in Poughkeepsie, New York as their head coach (1972-78), leading his team to a pair of league titles. He then spent a year as a graduate assistant at Cal State-Long Beach (1979-80) before joining the faculty at Kingston (N.Y.) High School as a teacher-coach in 1982. In 1984 he became the head coach at Kingston High School and led his team to a playoff berth.

Born in Boston, Massachusetts (2/21/51), he earned a bachelor's degree from Springfield (Mass.) College in 1972 and was an offensive tackle for the football team for two seasons. In addition, he has two master's degrees: one in physical education from Southern Connecticut State (1978) and another in sports administration from St. Thomas University in Miami (1986).

David and his wife JoAnne have two sons, Aaron and Sam and they reside in Hamburg, New York.



## PLAYER PERSONNEL Continued

### CHARLIE LEE College Scout

Charlie Lee is in his second year as an area scout for the central United States region and his 14th year with the Broncos' organization. Prior to moving to the player personnel department, Charlie spent 11 years on the administrative side of the organization as the Director of Player and Community Relations.

Lee, 49, joined the Broncos as running backs coach in 1981, coming to Denver from the University of Texas, where he coached wide receivers from 1977-80. Prior to his experience at Texas, Lee coached at Arizona from 1974-76 and at Northwest Missouri State in 1973.

He began his career as a highly successful prep coach in football and track at Kansas City (Missouri) Central High School for five years, winning five consecutive state track titles.

A native of Liberty, Missouri, Lee was a leading scorer and rusher at Northern Arizona, twice earning Little All-American honorable mention honors. A 1968 graduate with a degree in education, Lee is a member of the Northern Arizona University Sports Hall of Fame.

Charlie has a son, Charles, Jr., and makes his home in Liberty, Missouri.



### JACK ELWAY Pro Scout

Jack Elway is in his second year as a pro scout for the Broncos, in which his duties include opponent scouting and veteran player evaluation.

Prior to coming to the Broncos, he was the head coach of the Frankfurt Galaxy in the World League (1991-1992) and scouted for the New York Jets (1990). Jack has also had an outstanding career as a college head coach, serving at Cal State Northridge (1976-78), San Jose State (1979-83), and Stanford (1984-88).

Elway also was head coach at Grays Harbor Community College (1961-66) and served in assistant roles at Montana (1967-71) and Washington State (1972-75). He posted a .650 winning percentage as a head coach and assistant coach on the high school, community college, Division I and Division II levels during his 34 seasons before moving into the pros.

Always noted for creative, multi-dimensional offenses, Elway also has served as head coach of the Blue-Gray Game and East-West Shrine Game.

Elway, 63, is a native of Hoquiam, Wash., he played quarterback at Washington State, where he earned both bachelor's and master's degrees.

Jack and his wife Jan have three children, Lee Ann, John Jr., and Jana. John Jr. was the number one pick in the 1983 NFL draft and has led the Broncos to three Super Bowl appearances.



### TED SUNDQUIST College Scout

Ted Sundquist is in his third season with the Broncos, his second as a Player Personnel Assistant. He works closely with Jack Elway in opponent scouting as well as veteran player evaluation. Ted will also be an area scout for the north-west region.

Sundquist, 32, played collegiately at the Air Force Academy before graduating into the coaching ranks. He joined the Air Force coaching staff for the 1984 season, and returned for the 1988-91 seasons. Along with his coaching duties Sundquist was also the Head Coach for the USAFA Preparatory School (1990-91) and took an active part in scouting for the Falcons.

Ted is single and makes his home in Denver, CO.



**Pam Hynes**  
Player Personnel Secretary



**Jill Orr**  
Football Operations Secretary



## ADMINISTRATION



**Yolanda Saltus**  
Executive Assistant  
to the President



**Bob Hampe**  
Assistant to  
the President



**Fred Fleming**  
Assistant to  
the General Manager/  
Community Relations



**Bill Harpole**  
Director of Operations



**Billy Thompson**  
Director of Player  
Relations/  
Alumni Coordinator



**Gary Kalika**  
Director of  
Information Systems



**Dave Daubers**  
Operator/Programmer  
Information Systems



**Kristi Nichols**  
Administrative Assistant  
to the General Manager



**Adele Healey**  
Secretary to Director of  
Operations and  
Pool Secretary



**Lisa Rybicki**  
Secretary to Assistant  
to the President

## FINANCE



**Robert M. Hurley**  
Treasurer and Chief  
Financial Officer



**Alex Rohr**  
Controller



**Liz Gillette**  
Accounting



**Beverly J. Havens**  
Accounting



**Sheila Thomas**  
Accounting



**Sherry Zoltay**  
Insurance Administrator  
and Secretary to the  
Treasurer and Chief  
Financial Officer

## FOOTBALL OPERATIONS ASSISTANCE



**Cindi Lowe**  
Secretary to  
Head Coach



**Dixie Greer**  
Video Department/  
Assistant Coaches  
Secretary



## TICKET OFFICE



**Gail Stuckey**  
Director of Ticket and  
Stadium Operations



**Bertie Mark**  
Ticket Assistant



**Larry Alstatt**  
Assistant Ticket Director



**Susan Vaughn**  
Ticket Assistant

## MEDIA RELATIONS



**Jim Saccomano**  
Director of  
Media Relations



**Jeffrey Howard**  
Media Relations  
Assistant

## MARKETING



**Rosemary Hanratty**  
Director of Marketing



**Pamela Krotchko**  
Media Relations and  
Marketing Coordinator



**Teresa Petranovich**  
Marketing Assistant and  
Cheerleader Coordinator

## TRAINING AND EQUIPMENT



**Steve Antonopoulos**  
Head Athletic Trainer



**James Collins**  
Assistant Trainer



**Jim Keller**  
Assistant Trainer



**Doug West**  
Equipment Manager



**Ronnie Bill**  
Assistant  
Equipment Manager

## VIDEO OPERATIONS



**Kent Erickson**  
Director of  
Video Operations



**Gary McCune**  
Video Operations  
Assistant

## FACILITIES



**Ross Kurcab**  
Groundskeeper



**Troy Smith**  
Grounds Assistant



**Jim Rinker**  
Facilities Assistant

## RECEPTIONIST



**Maeve M. Drake**  
Receptionist

## DENVER BRONCOS YOUTH FOUNDATION



**Lee Carpenter**  
Assistant to  
the President

## DENVER'S WINNING TRADITION

In addition to being the 75th anniversary of the National Football League, the 1994 season marks the 35th anniversary campaign for the Denver Broncos. This will be the 25th consecutive sellout season at Mile High Stadium, where Bronco fans have watched their team amass one of the NFL's finest records since Denver's first winning season in 1973.

Since Denver's first winning season in 1973, Denver has had just three losing seasons, as the list below shows.

This season also is Pat Bowlen's 11th as President and Chief Executive Officer of the Broncos, and also following are figures showing Denver's success record for the Bowlen era, 1984-93, both within the context of the entire NFL and within the American Football Conference Western Division.

### Number of losing seasons from 1973 to 1993

Miami	2
<b>Denver</b>	<b>3</b>
Washington	3
Los Angeles Raiders	4
Pittsburgh	4
Dallas	5
Minnesota	5
Cincinnati	6
Los Angeles Rams	7
Houston	8
New England	8
San Francisco	8
Buffalo	9
Seattle	9
Chicago	10
Cleveland	10
Philadelphia	10
Kansas City	11
New York Jets	11
San Diego	11
Green Bay	12
New Orleans	12
New York Giants	13
Detroit	14
Phoenix (St. Louis)	14
Atlanta	15
Indianapolis (Baltimore)	15
Tampa Bay	15

### PAT BOWLEN ERA

#### Number of winning seasons from 1984-1993

San Francisco	10
Washington	8
Chicago	7
<b>Denver</b>	<b>7</b>
Houston	7
New York Giants	7
Buffalo	6
Kansas City	6
Miami	6
Minnesota	6
Pittsburgh	6

### Number of division titles from 1984-1993

San Francisco	8
Chicago	6
Buffalo	5
<b>Denver</b>	<b>5</b>
Cleveland	4
Dallas	3
Miami	3
New York Giants	3
Washington	3
Cincinnati	2
Detroit	2
Houston	2
Los Angeles Raiders	2
Minnesota	2

### Number of playoff appearances from 1984-1993

San Francisco	9
Chicago	7
Houston	7
Buffalo	6
<b>Denver</b>	<b>6</b>
New York Giants	6
Washington	6
Cleveland	5
Kansas City	5
Los Angeles Raiders	5
Los Angeles Rams	5

### Number of playoff games from 1984-1993

San Francisco	17
Buffalo	15
Washington	14
<b>Denver</b>	<b>13</b>
New York Giants	13
Chicago	12
Houston	10
Cleveland	8
Los Angeles Rams	8
Miami	8

### Number of conference championship games from 1984-1993

San Francisco	6
Buffalo	4
<b>Denver</b>	<b>4</b>
Cleveland	3
Dallas	3
Miami	3
Washington	3
Chicago	2
New York Giants	2
Cincinnati	1
Detroit	1
Houston	1
Kansas City	1
Los Angeles Raiders	1
Los Angeles Rams	1
Minnesota	1
New England	1
Pittsburgh	1

### Number of Super Bowl appearances from 1984-1993

Buffalo	4
<b>Denver</b>	<b>3</b>
Dallas	3
San Francisco	3
New York Giants	2
Washington	2
Cincinnati	1
Chicago	1
New England	1
Miami	1

### AFC West team comparison 1984-1993

	<u>Winning Seasons</u>
<b>Denver</b>	<b>7</b>
Kansas City	6
Los Angeles	5
Seattle	5
San Diego	1

	<u>Division Titles</u>
<b>Denver</b>	<b>5</b>
Los Angeles	2
Kansas City	1
Seattle	1
San Diego	1

	<u>Playoff Appearances</u>
<b>Denver</b>	<b>6</b>
Kansas City	5
Los Angeles	5
Seattle	3
San Diego	1

	<u>Conference Championship Appearances</u>
<b>Denver</b>	<b>4</b>
Los Angeles	1
Kansas City	0
San Diego	0
Seattle	0

	<u>Super Bowl Appearances</u>
<b>Denver</b>	<b>3</b>
Kansas City	0
Los Angeles	0
San Diego	0
Seattle	0



# THE 1994 SEASON



ROD BERNSTINE MADE A SUCCESSFUL ADJUSTMENT TO THE MILE HIGH CITY IN 1993, AS HE LED THE BRONCOS WITH 816 RUSHING YARDS. HE ALSO FINISHED TIED FOR SECOND IN TEAM RECEPTIONS WITH 44 AND PLAYED IN 15 OF THE 16 REGULAR SEASON GAMES.

## 1994 NFL SCHEDULE

(All Times Local)

### SUNDAY, SEPTEMBER 4 (FIRST WEEKEND)

- |                                     |       |
|-------------------------------------|-------|
| 1. ARIZONA AT LOS ANGELES RAMS      | 1:00  |
| 2. ATLANTA AT DETROIT               | 1:00  |
| 3. CLEVELAND AT CINCINNATI          | 1:00  |
| 4. DALLAS AT PITTSBURGH             | 4:00  |
| 5. HOUSTON AT INDIANAPOLIS          | 12:00 |
| 6. KANSAS CITY AT NEW ORLEANS       | 12:00 |
| 7. MINNESOTA AT GREEN BAY           | 12:00 |
| 8. NEW ENGLAND AT MIAMI             | 4:00  |
| 9. NEW YORK JETS AT BUFFALO         | 4:00  |
| 10. PHILADELPHIA AT NEW YORK GIANTS | 1:00  |
| 11. SEATTLE AT WASHINGTON           | 1:00  |
| 12. TAMPA BAY AT CHICAGO            | 12:00 |

FOX-TV  
NATIONAL  
WEEKEND

### SUNDAY NIGHT, SEPTEMBER 4

- |                         |      |
|-------------------------|------|
| 13. SAN DIEGO AT DENVER | 6:00 |
|-------------------------|------|

### MONDAY, SEPTEMBER 5

- |  |      |
|--|------|
| 14. LOS ANGELES RAIDERS AT SAN FRANCISCO | 6:00 |
|--|------|

### SUNDAY, SEPTEMBER 11 (SECOND WEEKEND)

- |                                    |       |
|------------------------------------|-------|
| 15. BUFFALO AT NEW ENGLAND         | 1:00  |
| 16. CINCINNATI AT SAN DIEGO        | 1:00  |
| 17. DENVER AT NEW YORK JETS        | 4:00  |
| 18. DETROIT AT MINNESOTA           | 12:00 |
| 19. HOUSTON AT DALLAS              | 3:00  |
| 20. INDIANAPOLIS AT TAMPA BAY      | 1:00  |
| 21. LOS ANGELES RAMS AT ATLANTA    | 1:00  |
| 22. MIAMI VS. GREEN BAY AT MILW.   | 12:00 |
| 23. PITTSBURGH AT CLEVELAND        | 1:00  |
| 24. SAN FRANCISCO AT KANSAS CITY   | 12:00 |
| 25. SEATTLE AT LOS ANGELES RAIDERS | 1:00  |
| 26. WASHINGTON AT NEW ORLEANS      | 3:00  |

NBC-TV  
NATIONAL  
WEEKEND

### SUNDAY NIGHT, SEPTEMBER 11

- |                                |      |
|--------------------------------|------|
| 27. NEW YORK GIANTS AT ARIZONA | 5:00 |
|--------------------------------|------|

### MONDAY, SEPTEMBER 12

- |                             |      |
|-----------------------------|------|
| 28. CHICAGO AT PHILADELPHIA | 9:00 |
|-----------------------------|------|

### SUNDAY, SEPTEMBER 18 (THIRD WEEKEND)

- |                                       |       |
|---------------------------------------|-------|
| 29. ARIZONA AT CLEVELAND              | 1:00  |
| 30. BUFFALO AT HOUSTON                | 12:00 |
| 31. GREEN BAY AT PHILADELPHIA         | 1:00  |
| 32. INDIANAPOLIS AT PITTSBURGH        | 1:00  |
| 33. LOS ANGELES RAIDERS AT DENVER     | 2:00  |
| 34. MINNESOTA AT CHICAGO              | 12:00 |
| 35. NEW ENGLAND AT CINCINNATI         | 1:00  |
| 36. NEW ORLEANS AT TAMPA BAY          | 1:00  |
| 37. NEW YORK JETS AT MIAMI            | 1:00  |
| 38. SAN DIEGO AT SEATTLE              | 1:00  |
| 39. SAN FRANCISCO AT LOS ANGELES RAMS | 1:00  |
| 40. WASHINGTON AT NEW YORK GIANTS     | 4:00  |

FOX-TV  
NATIONAL  
WEEKEND

### SUNDAY NIGHT, SEPTEMBER 18

- |                            |      |
|----------------------------|------|
| 41. KANSAS CITY AT ATLANTA | 8:00 |
|----------------------------|------|

### MONDAY, SEPTEMBER 19

- |                       |      |
|-----------------------|------|
| 42. DETROIT AT DALLAS | 8:00 |
|-----------------------|------|

**SUNDAY, SEPTEMBER 25 (FOURTH WEEKEND)**

(OPEN DATES: ARIZONA, DALLAS, NY GIANTS, PHILADELPHIA)

43. ATLANTA AT WASHINGTON	1:00	
44. CINCINNATI AT HOUSTON	3:00	
45. CLEVELAND AT INDIANAPOLIS	12:00	
46. LOS ANGELES RAMS AT KANSAS CITY	12:00	NBC-TV
47. MIAMI AT MINNESOTA	12:00	NATIONAL
48. NEW ENGLAND AT DETROIT	4:00	WEEKEND
49. NEW ORLEANS AT SAN FRANCISCO	1:00	
50. PITTSBURGH AT SEATTLE	1:00	
51. SAN DIEGO AT LOS ANGELES RAIDERS	1:00	
52. TAMPA BAY AT GREEN BAY	12:00	

**SUNDAY NIGHT, SEPTEMBER 25**

53. CHICAGO AT NEW YORK JETS	8:00
------------------------------	------

**MONDAY, SEPTEMBER 26**

54. DENVER AT BUFFALO	9:00
-----------------------	------

**SUNDAY, OCTOBER 2 (FIFTH WEEKEND)**

(OPEN DATES: DENVER, KANSAS CITY, LA RAIDERS, SAN DIEGO)

55. ATLANTA AT LOS ANGELES RAMS	1:00	
56. BUFFALO AT CHICAGO	3:00	
57. DALLAS AT WASHINGTON	1:00	
58. DETROIT AT TAMPA BAY	1:00	FOX-TV
59. GREEN BAY AT NEW ENGLAND	1:00	NATIONAL
60. MINNESOTA AT ARIZONA	1:00	WEEKEND
61. NEW YORK GIANTS AT NEW ORLEANS	3:00	
62. NEW YORK JETS AT CLEVELAND	1:00	
63. PHILADELPHIA AT SAN FRANCISCO	1:00	
64. SEATTLE AT INDIANAPOLIS	12:00	

**SUNDAY NIGHT, OCTOBER 2**

65. MIAMI AT CINCINNATI	8:00
-------------------------	------

**MONDAY, OCTOBER 3**

66. HOUSTON AT PITTSBURGH	9:00
---------------------------	------

**SUNDAY, OCTOBER 9 (SIXTH WEEKEND)**

(OPEN DATES: CINCINNATI, CLEVELAND, HOUSTON, PITTSBURGH)

67. ARIZONA AT DALLAS	3:00	
68. DENVER AT SEATTLE	1:00	
69. INDIANAPOLIS AT NEW YORK JETS	1:00	
70. KANSAS CITY AT SAN DIEGO	1:00	NBC-TV
71. LOS ANGELES RAIDERS AT NEW ENGLAND	4:00	NATIONAL
72. LOS ANGELES RAMS AT GREEN BAY	12:00	WEEKEND
73. MIAMI AT BUFFALO	1:00	
74. NEW ORLEANS AT CHICAGO	12:00	
75. SAN FRANCISCO AT DETROIT	1:00	
76. TAMPA BAY AT ATLANTA	1:00	

**SUNDAY NIGHT, OCTOBER 9**

77. WASHINGTON AT PHILADELPHIA	8:00
--------------------------------	------

**MONDAY, OCTOBER 10**

78. MINNESOTA AT NEW YORK GIANTS	9:00
----------------------------------	------

**THURSDAY NIGHT, OCTOBER 13 (SEVENTH WEEKEND)**

(OPEN DATES: CHICAGO, DETROIT, GREEN BAY, MINNESOTA, SEATTLE, TAMPA BAY)

79. CLEVELAND AT HOUSTON	7:00
--------------------------	------

**SUNDAY, OCTOBER 16**

80. ARIZONA AT WASHINGTON	1:00	
81. CINCINNATI AT PITTSBURGH	1:00	
82. INDIANAPOLIS AT BUFFALO	1:00	FOX-TV
83. LOS ANGELES RAIDERS AT MIAMI	1:00	NATIONAL
84. NEW ENGLAND AT NEW YORK JETS	1:00	WEEKEND
85. NEW YORK GIANTS AT LOS ANGELES RAMS	1:00	
86. PHILADELPHIA AT DALLAS	3:00	
87. SAN DIEGO AT NEW ORLEANS	3:00	
88. SAN FRANCISCO AT ATLANTA	1:00	

**MONDAY, OCTOBER 17**

89. KANSAS CITY AT DENVER	7:00
---------------------------	------

**THURSDAY NIGHT, OCTOBER 20 (EIGHTH WEEKEND)**

(OPEN DATES: BUFFALO, MIAMI, NEW ENGLAND, NY JETS)

90. GREEN BAY AT MINNESOTA	7:00
----------------------------	------

**SUNDAY, OCTOBER 23**

91. ATLANTA AT LOS ANGELES RAIDERS	1:00	
92. CHICAGO AT DETROIT	1:00	
93. CINCINNATI AT CLEVELAND	1:00	
94. DALLAS AT ARIZONA	1:00	FOX-TV
95. DENVER AT SAN DIEGO	1:00	NATIONAL
96. LOS ANGELES RAMS AT NEW ORLEANS	12:00	WEEKEND
97. PITTSBURGH AT NEW YORK GIANTS	1:00	
98. SEATTLE AT KANSAS CITY	12:00	
99. TAMPA BAY AT SAN FRANCISCO	1:00	
100. WASHINGTON AT INDIANAPOLIS	12:00	

**MONDAY, OCTOBER 24**

101. HOUSTON AT PHILADELPHIA	9:00
------------------------------	------

**SUNDAY, OCTOBER 30 (NINTH WEEKEND)**

(OPEN DATES: ATLANTA, LA RAMS, NEW ORLEANS, SAN FRANCISCO)

102. CLEVELAND AT DENVER	2:00	
103. DALLAS AT CINCINNATI	1:00	
104. DETROIT AT NEW YORK GIANTS	1:00	
105. HOUSTON AT LOS ANGELES RAIDERS	1:00	NBC-TV
106. KANSAS CITY AT BUFFALO	1:00	NATIONAL
107. MIAMI AT NEW ENGLAND	1:00	WEEKEND
108. MINNESOTA AT TAMPA BAY	4:00	
109. NEW YORK JETS AT INDIANAPOLIS	4:00	
110. PHILADELPHIA AT WASHINGTON	1:00	
111. SEATTLE AT SAN DIEGO	1:00	

**SUNDAY NIGHT, OCTOBER 30**

112. PITTSBURGH AT ARIZONA	6:00
----------------------------	------

**MONDAY, OCTOBER 31**

113. GREEN BAY AT CHICAGO	8:00
---------------------------	------

**SUNDAY, NOVEMBER 6 (TENTH WEEKEND)**

114. ARIZONA AT PHILADELPHIA	4:00	
115. BUFFALO AT NEW YORK JETS	4:00	
116. CHICAGO AT TAMPA BAY	1:00	
117. CINCINNATI AT SEATTLE	1:00	
118. DENVER AT LOS ANGELES RAMS	1:00	NBC-TV
119. DETROIT VS. GREEN BAY AT MILW.	12:00	NATIONAL
120. INDIANAPOLIS AT MIAMI	1:00	WEEKEND
121. NEW ENGLAND AT CLEVELAND	1:00	
122. NEW ORLEANS AT MINNESOTA	12:00	
123. PITTSBURGH AT HOUSTON	12:00	
124. SAN DIEGO AT ATLANTA	1:00	
125. SAN FRANCISCO AT WASHINGTON	1:00	

**SUNDAY NIGHT, NOVEMBER 6**

126. LOS ANGELES RAIDERS AT KANSAS CITY	7:00
---	------

**MONDAY, NOVEMBER 7**

127. NEW YORK GIANTS AT DALLAS	8:00
--------------------------------	------

**SUNDAY, NOVEMBER 13 (ELEVENTH WEEKEND)**

(OPEN DATES: INDIANAPOLIS, WASHINGTON)

128. ARIZONA AT NEW YORK GIANTS	1:00	
129. ATLANTA AT NEW ORLEANS	12:00	
130. CHICAGO AT MIAMI	1:00	
131. CLEVELAND AT PHILADELPHIA	1:00	FOX-TV
132. DALLAS AT SAN FRANCISCO	1:00	NATIONAL
133. HOUSTON AT CINCINNATI	1:00	WEEKEND
134. LOS ANGELES RAIDERS AT L.A. RAMS	1:00	
135. MINNESOTA AT NEW ENGLAND	1:00	
136. NEW YORK JETS AT GREEN BAY	3:00	
137. SAN DIEGO AT KANSAS CITY	12:00	
138. SEATTLE AT DENVER	2:00	

**SUNDAY NIGHT, NOVEMBER 13**

139. TAMPA BAY AT DETROIT	8:00
---------------------------	------

**MONDAY, NOVEMBER 14**

140. BUFFALO AT PITTSBURGH 9:00

**SUNDAY, NOVEMBER 20 (TWELFTH WEEKEND)**

141. ATLANTA AT DENVER 2:00  
 142. CLEVELAND AT KANSAS CITY 12:00  
 143. DETROIT AT CHICAGO 12:00  
 144. GREEN BAY AT BUFFALO 1:00  
 145. INDIANAPOLIS AT CINCINNATI 1:00  
 146. MIAMI AT PITTSBURGH 1:00  
 147. NEW ORLEANS AT LOS ANGELES RAIDERS 1:00  
 148. NEW YORK JETS AT MINNESOTA 3:00  
 149. PHILADELPHIA AT ARIZONA 2:00  
 150. SAN DIEGO AT NEW ENGLAND 1:00  
 151. TAMPA BAY AT SEATTLE 1:00  
 152. WASHINGTON AT DALLAS 12:00

FOX-TV  
NATIONAL  
WEEKEND**SUNDAY NIGHT, NOVEMBER 20**

153. LOS ANGELES RAMS AT SAN FRANCISCO 5:00

**MONDAY, NOVEMBER 21**

154. NEW YORK GIANTS AT HOUSTON 8:00

**THURSDAY, NOVEMBER 24 (THIRTEENTH WEEKEND)**

155. BUFFALO AT DETROIT 12:30  
 156. GREEN BAY AT DALLAS 3:00

**SUNDAY, NOVEMBER 27**

157. CHICAGO AT ARIZONA 2:00  
 158. CINCINNATI AT DENVER 2:00  
 159. HOUSTON AT CLEVELAND 1:00  
 160. KANSAS CITY AT SEATTLE 1:00  
 161. LOS ANGELES RAMS AT SAN DIEGO 1:00  
 162. MIAMI AT NEW YORK JETS 1:00  
 163. NEW YORK GIANTS AT WASHINGTON 4:00  
 164. PHILADELPHIA AT ATLANTA 1:00  
 165. PITTSBURGH AT LOS ANGELES RAIDERS 1:00  
 166. TAMPA BAY AT MINNESOTA 12:00

NBC-TV  
NATIONAL  
WEEKEND**SUNDAY NIGHT, NOVEMBER 27**

167. NEW ENGLAND AT INDIANAPOLIS 8:00

**MONDAY, NOVEMBER 28**

168. SAN FRANCISCO AT NEW ORLEANS 8:00

**THURSDAY NIGHT, DECEMBER 1 (FOURTEENTH WEEKEND)**

169. CHICAGO AT MINNESOTA 7:00

**SUNDAY, DECEMBER 4**

170. ARIZONA AT HOUSTON 3:00  
 171. ATLANTA AT SAN FRANCISCO 1:00  
 172. DALLAS AT PHILADELPHIA 1:00  
 173. DENVER AT KANSAS CITY 3:00  
 174. GREEN BAY AT DETROIT 1:00  
 175. INDIANAPOLIS AT SEATTLE 1:00  
 176. NEW ORLEANS AT LOS ANGELES RAMS 1:00  
 177. NEW YORK GIANTS AT CLEVELAND 4:00  
 178. NEW YORK JETS AT NEW ENGLAND 1:00  
 179. PITTSBURGH AT CINCINNATI 1:00  
 180. WASHINGTON AT TAMPA BAY 1:00

FOX-TV  
NATIONAL  
WEEKEND**SUNDAY NIGHT, DECEMBER 4**

181. BUFFALO AT MIAMI 8:00

**MONDAY, DECEMBER 5**

182. LOS ANGELES RAIDERS AT SAN DIEGO 6:00

**SATURDAY, DECEMBER 10 (FIFTEENTH WEEKEND)**

183. CLEVELAND AT DALLAS 3:00  
 184. DETROIT AT NEW YORK JETS 12:30

**SUNDAY, DECEMBER 11**

185. CHICAGO AT GREEN BAY 12:00  
 186. CINCINNATI AT NEW YORK GIANTS 1:00  
 187. DENVER AT LOS ANGELES RAIDERS 1:00  
 188. INDIANAPOLIS AT NEW ENGLAND 1:00  
 189. LOS ANGELES RAMS AT TAMPA BAY 1:00  
 190. MINNESOTA AT BUFFALO 1:00  
 191. PHILADELPHIA AT PITTSBURGH 1:00  
 192. SAN FRANCISCO AT SAN DIEGO 1:00  
 193. SEATTLE AT HOUSTON 3:00  
 194. WASHINGTON AT ARIZONA 2:00

FOX-TV  
NATIONAL  
WEEKEND**SUNDAY NIGHT, DECEMBER 11**

195. NEW ORLEANS AT ATLANTA 8:00

**MONDAY, DECEMBER 12**

196. KANSAS CITY AT MIAMI 9:00

**SATURDAY, DECEMBER 17 (SIXTEENTH WEEKEND)**

197. DENVER AT SAN FRANCISCO 1:00  
 198. MINNESOTA AT DETROIT 12:30

**SUNDAY, DECEMBER 18**

199. ATLANTA VS. GREEN BAY AT MILW. 12:00  
 200. CINCINNATI AT ARIZONA 2:00  
 201. CLEVELAND AT PITTSBURGH 1:00  
 202. HOUSTON AT KANSAS CITY 3:00  
 203. LOS ANGELES RAMS AT CHICAGO 12:00  
 204. MIAMI AT INDIANAPOLIS 1:00  
 205. NEW ENGLAND AT BUFFALO 1:00  
 206. NEW YORK GIANTS AT PHILADELPHIA 4:00  
 207. SAN DIEGO AT NEW YORK JETS 1:00  
 208. TAMPA BAY AT WASHINGTON 1:00

NBC-TV  
NATIONAL  
WEEKEND**SUNDAY NIGHT, DECEMBER 18**

209. LOS ANGELES RAIDERS AT SEATTLE 5:00

**MONDAY, DECEMBER 19**

210. DALLAS AT NEW ORLEANS 8:00

**SATURDAY, DECEMBER 24 (SEVENTEENTH WEEKEND)**

211. ARIZONA AT ATLANTA 1:00  
 212. BUFFALO AT INDIANAPOLIS 1:00  
 213. DALLAS AT NEW YORK GIANTS 1:00  
 214. GREEN BAY AT TAMPA BAY 1:00  
 215. KANSAS CITY AT LOS ANGELES RAIDERS 1:00  
 216. NEW ENGLAND AT CHICAGO 12:00  
 217. NEW ORLEANS AT DENVER 2:00  
 218. NEW YORK JETS AT HOUSTON 3:00  
 219. PHILADELPHIA AT CINCINNATI 1:00  
 220. PITTSBURGH AT SAN DIEGO 1:00  
 221. SEATTLE AT CLEVELAND 1:00  
 222. WASHINGTON AT LOS ANGELES RAMS 1:00

NBC-TV  
NATIONAL  
WEEKEND**SUNDAY NIGHT, DECEMBER 25**

223. DETROIT AT MIAMI 8:00

**MONDAY, DECEMBER 26**

224. SAN FRANCISCO AT MINNESOTA 8:00

**POSTSEASON**

**Saturday, Dec. 31** AFC and NFC Wild Card Playoffs (ABC)  
**Sunday, Jan. 1** AFC and NFC Wild Card Playoffs (NBC and FOX)  
**Saturday, Jan. 7** AFC and NFC Divisional Playoffs (NBC and FOX)  
**Sunday, Jan. 8** AFC and NFC Divisional Playoffs (NBC and FOX)  
**Sunday, Jan. 15** AFC and NFC Championship Games (NBC and FOX)  
**Sunday, Jan. 29** Super Bowl XXIX at Joe Robbie Stadium, Miami, FL (ABC)  
**Sunday, Feb. 5** AFC-NFC Pro Bowl at Honolulu, HI (ABC)



## 1994 NFL PRESEASON SCHEDULE

(All times local except Barcelona, Tokyo, Berlin and Mexico City, which are ET)

### HALL OF FAME WEEKEND

Saturday, July 30	Hall of Fame Game at Canton, Ohio		
	Atlanta vs. San Diego	(ABC)	12:00 p.m.
	Miami at New York Giants		8:00 p.m.
	Minnesota at Dallas		7:00 p.m.
Sunday, July 31	American Bowl '94 at Barcelona		
	Denver vs. Los Angeles Raiders	(NBC)	1:00 p.m.

### TBA

#### Houston at Kansas City

### FIRST WEEKEND

Thursday, August 4	New York Jets at Detroit		7:30 p.m.
Friday, August 5	New Orleans at New England		6:00 p.m.
	Philadelphia at Chicago		7:00 p.m.
	Seattle at Indianapolis		7:30 p.m.
Saturday, August 6	American Bowl '94 at Tokyo (Aug. 7)		
	Kansas City vs. Minnesota	(ESPN)	10:00 p.m.
	Atlanta at Denver		7:00 p.m.
	Cincinnati at Tampa Bay		7:30 p.m.
	Cleveland at New York Giants		8:00 p.m.
	Houston vs. San Diego at San Antonio, Tex.		7:00 p.m.
	Los Angeles Rams vs. Green Bay at Madison, Wis.		12:05 p.m.
	Los Angeles Raiders at Dallas		7:00 p.m.
	Pittsburgh at Miami		8:00 p.m.
	San Francisco at Arizona		TBA
Monday, August 8	Washington at Buffalo	(ABC)	8:00 p.m.

### SECOND WEEKEND

Friday, August 12	Denver at San Francisco	(FOX)	5:00 p.m.
	Buffalo at Atlanta		7:00 p.m.
	Kansas City at Washington		8:00 p.m.
Saturday, August 13	American Bowl '94 at Berlin		
	New York Giants vs. San Diego	(NBC)	1:30 p.m.
	Indianapolis at Cincinnati		7:30 p.m.
	Los Angeles Raiders at Pittsburgh		6:00 p.m.
	Miami at Green Bay		7:05 p.m.
	New England at Los Angeles Rams		7:00 p.m.
	New Orleans at Minnesota		7:00 p.m.
	New York Jets at Philadelphia		7:30 p.m.
	Tampa Bay at Seattle		6:00 p.m.
Monday, August 15	American Bowl '94 at Mexico City		
	Dallas vs. Houston	(ABC)	8:00 p.m.

### TBA DATE AND TIME Chicago at Arizona

### THIRD WEEKEND

Thursday, August 18	San Francisco at San Diego	(TNT)	5:00 p.m.
	Washington at New England		7:00 p.m.
Friday, August 19	Green Bay at New Orleans	(FOX)	7:00 p.m.
Saturday, August 20	Buffalo vs. Houston at San Antonio, Tex.		
	Cincinnati at Philadelphia	(ESPN)	7:00 p.m.
	Detroit at Cleveland		7:30 p.m.
	Indianapolis at Pittsburgh		TBA
	Los Angeles Raiders at Los Angeles Rams		6:00 p.m.
	Minnesota at Seattle		7:00 p.m.
	New York Giants at New York Jets		8:00 p.m.
	Tampa Bay at Miami		8:00 p.m.
Sunday, August 21	Denver at Dallas	(TNT)	7:00 p.m.
Monday, August 22	Chicago at Kansas City	(ABC)	7:00 p.m.

### TBA DATE AND TIME Arizona at Detroit Atlanta at Cleveland

### FOURTH WEEKEND

Thursday, August 25	Arizona at Denver		7:00 p.m.
	Dallas at New Orleans	(ESPN)	7:00 p.m.
	Los Angeles Rams at San Diego		7:00 p.m.
Friday, August 26	Detroit at Cincinnati		7:30 p.m.
	Kansas City at Buffalo	(TNT)	8:00 p.m.
	Miami at Minnesota		7:00 p.m.
	New England at Green Bay		7:05 p.m.
	New York Jets at Tampa Bay		7:30 p.m.
	Philadelphia at Atlanta		7:00 p.m.
	Pittsburgh at Washington		8:00 p.m.
	Seattle at San Francisco		6:00 p.m.
Saturday, August 27	Cleveland at Indianapolis		7:30 p.m.
	Los Angeles Raiders at Houston	(NBC)	1:00 p.m.
	New York Giants at Chicago	(FOX)	7:00 p.m.

## 1994 AFC-NFC INTERCONFERENCE GAMES

(Sunday unless noted; all times local)

Sept. 4	Dallas at Pittsburgh	4:00
	Kansas City at New Orleans	12:00
	Seattle at Washington	1:00
Sept. 5 (Monday)	Los Angeles Raiders at San Francisco	6:00
Sept. 11	Houston at Dallas	3:00
	Indianapolis at Tampa Bay	1:00
	Miami vs. Green Bay at Milwaukee	12:00
	San Francisco at Kansas City	12:00
Sept. 18	Arizona at Cleveland	1:00
	Kansas City at Atlanta	8:00
Sept. 25	Los Angeles Rams at Kansas City	12:00
	Miami at Minnesota	12:00
	New England at Detroit	4:00
	Chicago at New York Jets	8:00
Oct. 2	Buffalo at Chicago	3:00
	Green Bay at New England	1:00
Oct. 16	San Diego at New Orleans	3:00
Oct. 23	Atlanta at Los Angeles Raiders	1:00
	Pittsburgh at New York Giants	1:00
	Washington at Indianapolis	12:00
Oct. 24 (Monday)	Houston at Philadelphia	9:00
Oct. 30	Dallas at Cincinnati	1:00
	Pittsburgh at Arizona	6:00
Nov. 6	Denver at Los Angeles Rams	1:00
Nov. 13	San Diego at Atlanta	1:00
	Chicago at Miami	1:00
	Cleveland at Philadelphia	1:00
	Los Angeles Raiders at Los Angeles Rams	1:00
	Minnesota at New England	1:00
	New York Jets at Green Bay	3:00
Nov. 20	Atlanta at Denver	2:00
	Green Bay at Buffalo	1:00
	New Orleans at Los Angeles Raiders	1:00
	New York Jets at Minnesota	3:00
	Tampa Bay at Seattle	1:00
Nov. 21 (Monday)	New York Giants at Houston	8:00
Nov. 24 (Thanksgiving)	Buffalo at Detroit	12:30
Nov. 27	Los Angeles Rams at San Diego	1:00
Dec. 4	Arizona at Houston	3:00
	New York Giants at Cleveland	4:00
Dec. 10 (Saturday)	Cleveland at Dallas	3:00
	Detroit at New York Jets	12:30
Dec. 11	Cincinnati at New York Giants	1:00
	Minnesota at Buffalo	1:00
	Philadelphia at Pittsburgh	1:00
	San Francisco at San Diego	1:00
Dec. 17 (Saturday)	Denver at San Francisco	1:00
Dec. 18	Cincinnati at Arizona	2:00
Dec. 24 (Saturday)	New England at Chicago	12:00
	New Orleans at Denver	2:00
	Philadelphia at Cincinnati	1:00
Dec. 25	Detroit at Miami	8:00

## 1994 NATIONAL TELEVISION GAMES

### REGULAR SEASON

Sunday, Sep. 4	Dallas at Pittsburgh (day, FOX)
Monday, Sep. 5	San Diego at Denver (night, TNT)
Sunday, Sep. 11	Los Angeles Raiders at San Francisco (night, ABC)
Monday, Sep. 12	Houston at Dallas (day, NBC)
Sunday, Sep. 18	New York Giants at Arizona (night, TNT)
Monday, Sep. 19	Chicago at Philadelphia (night, ABC)
Sunday, Sep. 25	San Francisco at Los Angeles Rams (day, FOX)
Monday, Sep. 26	Kansas City at Atlanta (night, TNT)
Sunday, Sep. 25	Detroit at Dallas (night, ABC)
Monday, Sep. 26	San Diego at Los Angeles Raiders (day, NBC)
Sunday, Oct. 2	Chicago at New York Jets (night, TNT)
Monday, Sep. 26	Denver at Buffalo (night, ABC)
Sunday, Oct. 2	Philadelphia at San Francisco (day, FOX)
Monday, Oct. 3	Miami at Cincinnati (night, TNT)
Sunday, Oct. 9	Houston at Pittsburgh (night, ABC)
Monday, Oct. 10	Kansas City at San Diego (day, NBC)
Thursday, Oct. 13	Washington at Philadelphia (night, TNT)
Sunday, Oct. 16	Minnesota at New York Giants (night, ABC)
Monday, Oct. 17	Cleveland at Houston (night, TNT)
Thursday, Oct. 20	Philadelphia at Dallas (day, FOX)
Sunday, Oct. 23	Kansas City at Denver (night, ABC)
Monday, Oct. 24	Green Bay at Minnesota (night, TNT)
Sunday, Oct. 30	Dallas at Arizona (day, FOX)
Monday, Oct. 31	Houston at Philadelphia (night, ABC)
Sunday, Nov. 6	Houston at Los Angeles Raiders (day, NBC)
Monday, Nov. 7	Pittsburgh at Arizona (night, TNT)
Sunday, Nov. 13	Green Bay at Chicago (night, ABC)
Monday, Nov. 14	Pittsburgh at Houston (day, NBC)
Sunday, Nov. 20	Los Angeles Raiders at Kansas City (night, ESPN)
Monday, Nov. 21	New York Giants at Dallas (night, ABC)
Thursday, Nov. 24	Dallas at San Francisco (day, FOX)
Sunday, Nov. 27	Tampa Bay at Detroit (night, ESPN)
Monday, Nov. 28	Buffalo at Pittsburgh (night, ABC)
Thursday, Dec. 1	New Orleans at Los Angeles Raiders (day, FOX)
Sunday, Dec. 4	Los Angeles Rams at San Francisco (night, ESPN)
Monday, Dec. 5	New York Giants at Houston (night, ABC)
Saturday, Dec. 10	Buffalo at Detroit (day, NBC)
Sunday, Dec. 11	Green Bay at Dallas (day, FOX)
Monday, Dec. 12	Pittsburgh at Los Angeles Raiders (day, NBC)
Saturday, Dec. 17	New England at Indianapolis (night, ESPN)
Sunday, Dec. 18	San Francisco at New Orleans (night, ABC)
Monday, Dec. 19	Chicago at Minnesota (night, ESPN)
Saturday, Dec. 24	Arizona at Houston (day, FOX)
Sunday, Dec. 25	Buffalo at Miami (night, ESPN)
Monday, Dec. 26	Los Angeles Raiders at San Diego (night, ABC)
	Cleveland at Dallas (day, NBC)
	Detroit at New York Jets (day, FOX)
	San Francisco at San Diego (day, FOX)
	New Orleans at Atlanta (night, ESPN)
	Kansas City at Miami (night, ABC)
	Denver at San Francisco (day, NBC)
	Los Angeles Rams at Chicago (day, FOX)
	Houston at Kansas City (day, NBC)
	Los Angeles Raiders at Seattle (night, ESPN)
	Dallas at New Orleans (night, ABC)
	Kansas City at Los Angeles Raiders (day, NBC)
	Detroit at Miami (night, ESPN)
	San Francisco at Minnesota (night, ABC)

### POSTSEASON

Saturday, Dec. 31	AFC and NFC Wild Card Playoffs (ABC)
Sunday, Jan. 1	AFC and NFC Wild Card Playoffs (NBC and FOX)
Saturday, Jan. 7	AFC and NFC Divisional Playoffs (NBC and FOX)
Sunday, Jan. 8	AFC and NFC Divisional Playoffs (NBC and FOX)
Sunday, Jan. 15	AFC and NFC Championship Games (NBC and FOX)
Sunday, Jan. 29	Super Bowl XXIX at Joe Robbie Stadium, Miami, FL (ABC)
Sunday, Feb. 5	AFC-NFC Pro Bowl at Honolulu, HI (ABC)

## SUNDAY, MONDAY AND THURSDAY NIGHT TELEVISION GAMES AT A GLANCE

(All times local; Sunday/Thursday on TNT and ESPN, Monday on ABC; also on CBS radio)

Sunday, September 4	San Diego at Denver (TNT)	6:00
Monday, September 5	Los Angeles Raiders at San Francisco (ABC)	6:00
Sunday, September 11	New York Giants at Arizona (TNT)	5:00
Monday, September 12	Chicago at Philadelphia (ABC)	9:00
Sunday, September 18	Kansas City at Atlanta (TNT)	8:00
Monday, September 19	Detroit at Dallas (ABC)	8:00
Sunday, September 25	Chicago at New York Jets (TNT)	8:00
Monday, September 26	Denver at Buffalo (ABC)	9:00
Sunday, October 2	Miami at Cincinnati (TNT)	8:00
Monday, October 3	Houston at Pittsburgh (ABC)	9:00
Sunday, October 9	Washington at Philadelphia (TNT)	8:00
Monday, October 10	Minnesota at New York Giants (ABC)	9:00
Thursday, October 13	Cleveland at Houston (TNT)	7:00
Monday, October 17	Kansas City at Denver (ABC)	7:00
Thursday, October 20	Green Bay at Minnesota (TNT)	7:00
Monday, October 24	Houston at Philadelphia (ABC)	9:00
Sunday, October 30	Pittsburgh at Arizona (TNT)	6:00
Monday, October 31	Green Bay at Chicago (ABC)	8:00
Sunday, November 6	Los Angeles Raiders at Kansas City (ESPN)	7:00
Monday, November 7	New York Giants at Dallas (ABC)	8:00
Sunday, November 13	Tampa Bay at Detroit (ESPN)	8:00
Monday, November 14	Buffalo at Pittsburgh (ABC)	9:00
Sunday, November 20	Los Angeles Rams at San Francisco (ESPN)	5:00
Monday, November 21	New York Giants at Houston (ABC)	8:00
Sunday, November 27	New England at Indianapolis (ESPN)	8:00
Monday, November 28	San Francisco at New Orleans (ABC)	8:00
Thursday, December 1	Chicago at Minnesota (ESPN)	7:00
Sunday, December 4	Buffalo at Miami (ESPN)	8:00
Monday, December 5	Los Angeles Raiders at San Diego (ABC)	6:00
Sunday, December 11	New Orleans at Atlanta (ESPN)	8:00
Monday, December 12	Kansas City at Miami (ABC)	9:00
Sunday, December 18	Los Angeles Raiders at Seattle (ESPN)	5:00
Monday, December 19	Dallas at New Orleans (ABC)	8:00
Sunday, December 25	Detroit at Miami (ESPN)	8:00
Monday, December 26	San Francisco at Minnesota (ABC)	8:00

## VETERAN PLAYER PROFILES



LEFT TACKLE GARY ZIMMERMAN ENTERS HIS NINTH PROFESSIONAL FOOTBALL SEASON IN 1994, AND HIS SECOND WITH THE DENVER BRONCOS. IN 1993, ZIMMERMAN WAS A KEY MEMBER OF AN OFFENSIVE LINE THAT ALLOWED QUARTERBACK JOHN ELWAY TO POST CAREER NUMBERS. ZIMMERMAN HAS BEEN SELECTED TO FOUR PRO BOWLS, AND HE WAS NAMED "LINEMAN OF THE YEAR" IN 1987.

## No. 58 ELIJAH ALFRED ALEXANDER III Linebacker



**Birthdate** – August 8, 1970  
**Birthplace** – Fort Worth, TX  
**Residence** – Fort Worth, TX  
**How Acquired** – FA, 1993  
**College** – Kansas State  
**High School** – Dunbar HS, Fort Worth, TX  
**Height** – 6-2  
**Weight** – 230  
**Pro Year** – 3rd  
**Year With Broncos** – 2nd

Elijah Alexander was signed by the Broncos as a free agent from Tampa Bay in 1993, and played well on special teams. A very versatile player, Alexander is expected to challenge for more playing time at the linebacker position in 1994. **1992:** Alexander was drafted in the 10th round by the Tampa Bay Buccaneers and played primarily on special teams for the club. He appeared in 12 games, spending four weeks on the practice squad.

**COLLEGE:** Alexander was named to the All-Big Eight team his senior year as a Kansas State Wildcat. That year he led the team with five sacks and racked up 69 total tackles. For his college career, Alexander amassed 233 tackles, 10 sacks, five forced fumbles and five fumble recoveries. In 1988, he was named the team's Most Outstanding Freshman. Alexander graduated with a degree in accounting.

**PERSONAL:** Elijah is single and makes his home in Fort Worth, Texas. A native of Fort Worth, he was an all-district selection at tight end his senior year and was voted the Scholastic Athlete of the Year by the Fort Worth Lions Club. He lists video games and dominoes as hobbies.

### Professional Record

Year	Club	Games	Starts	TACKLES		Assists	Total	Sacks
				Tackles	Assists			
1992	Tampa Bay	12	0	0	0	0	0	0.0
1993	Denver	16	0	8	2	10	10	0.0
TOTAL		28	0	8	2	10	10	0.0

## No. 27 STEPHEN DENNIS (Steve) ATWATER Safety



**Birthdate** – October 28, 1966  
**Birthplace** – Chicago, Ill.  
**Residence** – Denver, Colo.  
**How Acquired** – Draft #1, 1989  
**College** – Arkansas  
**High School** – Lutheran North HS, St. Louis, Mo.  
**Height** – 6-3  
**Weight** – 217  
**Pro Year** – 6th  
**Year With Broncos** – 6th

Steve Atwater earned his fourth consecutive Pro Bowl appearance in 1993 and was named All-AFC (UPI and Football News). He started



every game for the Broncos in 1993, leading the team in tackles with 141 (80 tackles and 61 assists). Atwater also posted one sack, two interceptions and two forced fumbles on the year. His big game came in a losing effort at San Diego (12/5), where he racked up 14 total tackles (nine solo and five assisted), which was one of six games in which he finished with double figure tackles. **1992:** Atwater earned his third consecutive Pro Bowl berth in 1992, and was also named All-NFL (AP, NEA, PFW/PFWA, TSN,) and All-AFC (Football News). He led the secondary and was second on the team with 151 total tackles, (73 tackles and 78 assists), and also posted two interceptions, a sack, 12 passes defended, two fumble recoveries, and two forced fumbles. Atwater sat out the season opener against the Raiders (9/6) with a sprained ankle but rebounded to post 17 total tackles in week two against the Chargers (9/13), one of nine games in which he recorded double figures in tackles. Atwater had a big game at Buffalo (12/12), recovering a fumble and intercepting a pass. **1991:** In 1991 he earned his second straight Pro Bowl berth after a season in which he tied for the team lead with a career-high five interceptions and finished second on Denver's AFC-leading defense in total tackles with 150. Atwater was also named All-NFL (AP, Pro Football Weekly, College and Pro Football Newsweekly second-team) and All-AFC (Football News, Pro Football Weekly). For the season he registered 83 tackles, 67 assists, 11 passes defended, a sack, a forced fumble, and a fumble recovery. Atwater was named the AFC Defensive Player of the Week for his performance against the Seahawks (9/15) in which he had 10 total tackles, picked off a pass, and recovered a fumble. He was in double figures in total tackles nine times that year, with a high of 14 vs. Phoenix (12/15). In post-season play Atwater had 17 total tackles and three passes defended, and he intercepted a pass vs. Houston (1/4). **1990:** He made his first appearance in the Pro Bowl after a tremendous 1990 campaign in which he finished second on the Broncos' defense with 173 total tackles, including a team-high 112 solo tackles, despite missing one game due to injury. For his efforts he was also named All-NFL (College and Pro Football Newsweekly 2nd team, Newspaper Editors Association - 2nd team) and All-AFC (UPI, Football News), and was voted by his teammates as Denver's most valuable defensive player. In addition, Atwater also posted two interceptions, four passes defended, two forced fumbles, and a quarterback sack, while also registering 10 total tackles on special teams. From his strong safety position Atwater posted five of Denver's top 10 single game tackle totals, including a personal high of 18 vs. Pittsburgh (10/14), and had 12 or more total tackles in nine games. He cemented his reputation as a hard hitter after a thunderous collision with Kansas City's Christian Okoye in a nationally televised Monday night game (9/17). Atwater sat out the game vs. Seattle (9/23) with a rib strain and saw limited action against the Chargers (12/16) after suffering torn rib cartilage early in the first half. **1989:** Atwater was named NFL All-Rookie (Pro Football Weekly, College and Pro Football Newsweekly) for a fine campaign in 1989. He made an immediate impact as the Broncos' first-round pick, taking the place of former defensive captain Mike Harden at free safety and combining with strong safety Dennis Smith to form one of the NFL's most physical safety tandems. Atwater started every regular season game and led the Bronco defense with 86 first hits. He was second on the squad with 129 total tackles and also claimed three interceptions, 10 passes defended, and a fumble recovery. Atwater had two interceptions in the week three contest against the Raiders (9/24), the second setting up the game-clinching field goal. He had six games with 10 or more total tackles, including a high of 12 vs. San Diego (10/8).

**COLLEGE:** Atwater was a three-time All-Southwest Conference selection and two-time All-American at the University of Arkansas. He became the Razorbacks' all-time interception leader with 14 over his four active campaigns. He went to the school as a wishbone quarterback but was moved to the secondary as a redshirt freshman.

Atwater closed out his college career with an appearance in the Senior Bowl, a game in which he had two interceptions.

**PERSONAL:** Steve and his wife Letha reside in the Denver suburb of Aurora with their two sons, Stephen Jr. and Di Andre. A native of Chicago, Ill., he was all-conference and league MVP as a wishbone quarterback at Lutheran North HS in St. Louis Mo., where he was named the school's top scholar-athlete. Steve lettered three times in football, once each in baseball and track, and four times in basketball, garnering all-league, all-district, and All-America honors in that sport. He was selected to play in the McDonald's All-Star Classic, but missed the contest due to the chicken pox. He enjoys playing pool, fishing, basketball, and bowling. Steve is involved with the Colorado Coalition for the Homeless and plays in charity golf tournaments across the country during the off-season. Steve's cousin Mark Ingram is a wide receiver for the New York Giants.

#### Professional Record

Year	Club	Games	Starts	TACKLES				INTERCEPTIONS			
				Tackles	Assists	Total		No.	Yds.	Avg.	TD
1989	- Denver	16	16	86	43	129		3	34	11.3	0
1990	- Denver	15	15	112	61	173		2	32	16.0	0
1991	- Denver	16	16	83	67	150		5	104	20.8	0
1992	- Denver	15	15	73	78	151		2	22	11.0	0
1993	- Denver	16	16	80	61	141		2	81	40.5	0
TOTAL		78	78	434	310	744		14	273	19.5	0

**ADDITIONAL STATISTICS:** Recovered one fumble, 1989; recovered one fumble, 1991; recovered two fumbles, 1992; forced two fumbles 1993.  
**QUARTERBACK SACKS:** 1990 (1); 1991 (1); 1992 (1); 1993 (1).  
 Total - 4.

### No. 34 MICHAEL BALL, Jr.

#### Defensive Back



**Birthdate** - August 5, 1964  
**Birthplace** - New Orleans, LA  
**Residence** - New Orleans, LA  
**How Acquired** - FA, 1994  
**College** - Southern  
**High School** - Booker T. Washington HS  
 New Orleans, LA  
**Height** - 6-1  
**Weight** - 215  
**Pro Year** - 6th  
**Year with Broncos** - 1st

**Michael Ball** signed as a free agent with the Broncos after spending the 1993 season out of football. **1992:** Ball played in all 16 games for the Colts primarily on special teams. His only cornerback action came in a reserve roll at Cincinnati (12/27). **1991:** Ball started in 14 of 15 contests at safety, finishing the year with 69 tackles (41 solo), two forced fumbles and a sack. His big game came versus Pittsburgh (10/6), finishing with eight tackles (five solo). **1990:** Ball played in a backup role, finishing the year with 23 tackles (21 solo), two QB pressures and a forced fumble. **1989:** Ball started all 16 games, finishing the year with 87 tackles (69 solo) and one interception. His big game came against New England (10/29), finishing the game with 10 tackles (nine solo). **1988:** Ball saw action in all 16 games primarily on special teams, finishing the season with four defensive tackles.

**COLLEGE:** Ball was a Division I-AA first team All-America (Poor Man's Guide) as a senior at Southern, splitting time at cornerback and safety throughout his collegiate career. He finished his college career

with 229 tackles (124 solo), eight interceptions, six fumble recoveries and two sacks. He was a marketing major at

**PERSONAL:** Michael is single and makes his offseason home in New Orleans, LA. He lettered twice in football and once in basketball at Booker T. Washington HS in New Orleans.

### Professional Record

Year	Club	Games	Starts	Tackles	TACKLES	
					Assists	Total
1988	Indianapolis	16	0	4	0	5
1989	Indianapolis	16	16	69	18	87
1990	Indianapolis	16	0	21	2	23
1991	San Francisco	16	0	20	1	21
1992	San Francisco	16	6	27	8	35
1993	San Francisco	12	12	36	5	41
TOTAL		79	30	135	48	183

**ADDITIONAL STATISTICS:** Had one interception, 1989; forced one fumble, 1990; forced two fumbles, 1991.

## No. 33 ROD EARL BERNSTINE

### Running Back



**Birthdate** – February 8, 1965  
**Birthplace** – Fairfield, California  
**Residence** – San Diego, CA  
**How Acquired** – Unrestricted FA, 1993  
**College** – Texas A&M  
**High School** – Bryan HS, Bryan Texas  
**Height** – 6-3  
**Weight** – 238  
**Pro Year** – 8th  
**Year with Broncos** – 2nd

Rod Bernstine posted excellent numbers in his first year as a Denver Bronco. Even with an injury early in the team's final home game against Tampa Bay (12/26) and being placed on injured reserve that following week, Bernstine still managed to end the season with 816 rushing yards, sixth in the AFC, and 1,188 total yards, also sixth in the AFC. Bernstine's most productive rushing day came at Chicago (12/18), rushing for 103 yards on 20 carries. Bernstine got his first 100-yard rushing day as a Bronco versus the Raiders (10/18), carrying a season tying high 23 times for 101 yards. Bernstine, a former tight end, also amassed 44 receptions, tying wide receiver Derek Russell for second on the team. His big receiving game came against Seattle (10/31), catching six passes for 47 yards. He also had a six catch day versus Minnesota (11/14). For the year, Bernstine caught at least one pass in 14 of the 15 games in which he played. **1992:** The 1992 season was difficult for Bernstine because of injuries. In the week seven game vs. Indianapolis (11/1/92) Bernstine rushed for 150 yards on 23 carries before leaving the game in the fourth quarter with a shoulder injury. For his efforts Bernstine was awarded AFC player of the week honors, but he was also placed on injured reserve. Prior to game seven Bernstine led the Chargers in rushing. He returned to the active roster prior to game 14 against Cincinnati (12/13/93). In the following week's game vs. the L.A. Raiders (12/20/93) he sprained his right ankle which forced him to see limited action in the season finale against Seattle (12/27/93). Bernstine's injury problems continued into the playoffs. On his first carry in the Wild Card game against Kansas City (1/2/93) he sprained his left ankle forcing him out of the contest, and he was inactive for the Divisional playoff game vs. Miami (1/10/93). **1987:** Bernstine

was drafted by San Diego as a tight end with the 24th pick in the 1987 draft. He spent the 1987 season as an understudy to Kellen Winslow catching four passes for 31 yards, including a 10 yard touchdown pass from Dan Fouts against Cleveland (11/1). Bernstine showed his toughness on special teams and his teammates rewarded his efforts by voting him the Chargers' Outstanding Rookie of the Year. **1988:** In 1988 Bernstine played the entire year at tight end before suffering a knee injury (12/4/88). He finished the season tied for fifth on the team with 29 receptions for 340 yards. He accounted for the two longest plays from scrimmage for the team in 1988 with 57 and 59 yard catches. His big day during the 1988 season was a nine-reception game vs. San Francisco (11/27/88) which was a team high in the 1988 season. **1989:** In 1989 Bernstine took his first snaps at running back but was still vital to the Charger passing game. He led the team in receptions weeks two through four with his big day being an eight reception game against Houston (9/17/89). After suffering a sprained knee versus the Broncos (10/8/89), Bernstine was placed on injured reserve for the remainder of the season. **1990:** The 1990 season saw Bernstine establish himself as a running back, saving his best performance for the last game of the year. In the season finale against the Raiders, he rushed 27 times for 114 yards, finishing the season with 124 carries for 589 yards, with a 4.8 yard average and 4 touchdowns. **1991:** In 1991 Bernstine finished second on the team and seventh in the AFC in rushing with a career-high 766 yards on 159 carries (4.8 average). He led the team in touchdowns (eight) and was second on the team in scoring (48 points). Bernstine's rushing high in 1991 was 112 yards against Kansas City (9/29), but his most impressive game may have come against Miami (12/15). In that game he rushed for 104 yards on 13 carries, scored three touchdowns, and averaged eight yards per carry, a Charger team high in 1991.

**COLLEGE:** Bernstine converted from fullback to tight end in his junior year at Texas A&M. He led all tight ends nationally in receptions with 65 and finished eighth overall in receptions in his senior year. He participated in the Hula and Senior Bowls along with being named first team All-Southwest Conference and All-America in 1986.

**PERSONAL:** Rod and his wife Stephanie have one child, Payton (10/28/92), and the family resides in San Diego, Calif. He played his high school football at Bryan HS in Texas, where he was a three time All-District selection and was listed in Texas Football's Top 30. He was chairman of the Multiple Sclerosis 1989 Read-a-thon and now serves on the Board for Home of Guiding Hands which helps the mentally retarded.

### Professional Record

Year	Club	Games	RUSHING				RECEIVING			
			Starts	Att.	Yds.	Avg.	TD	No.	Yds.	Avg.
1987	San Diego	10	2	1	9	9.0	0	10	76	7.6
1988	San Diego	14	13	2	2	3.5	0	29	340	11.7
1989	San Diego	5	0	15	137	9.1	1	21	222	10.6
1990	San Diego	12	1	124	589	4.8	4	8	40	5.0
1991	San Diego	13	8	159	766	4.8	8	11	124	11.3
1992	San Diego	9	1	106	499	4.9	17	12	86	7.2
1993	Denver	15	15	223	816	3.7	4	44	372	8.5
TOTAL		78	40	630	2823	4.5	21	135	1260	9.3

### KICKOFF RETURNS

Year	Club	No.	Yds.	Avg.	TD
1987	San Diego	1	13	13	0
1988	San Diego	0	0	0	0
1989	San Diego	0	0	0	0
1990	San Diego	0	0	0	0
1991	San Diego	2	7	3.5	0
1992	San Diego	0	0	0	0
1993	Denver	0	0	0	0
TOTAL		3	20	6.7	0

# SINGLE GAME HIGHS

**Most rushing attempts** – 27, at L.A. Raiders, 12/30/90. **Most rushing yards** – 114, at L.A. Raiders, 12/30/90. **Longest run** – 63t, vs. Miami, 12/15/91. **Most receptions** – 9, vs. San Francisco 11/27/88. **Most reception yards** – 80, vs. San Francisco 11/27/88. **Longest reception** – 59, at L.A. Rams 11/13/88.

**ADDITIONAL STATISTICS:** Recovered one fumble, 1987; fumbled once, 1990; fumbled once 1991; fumbled two times 1992; fumbled four times and recovered one fumble 1993.

## No. 82 MELVIN BONNER

*Wide Receiver*



**Birthdate** – February 18, 1970  
**Birthplace** – Hempstead, TX  
**Residence** – Bay City, TX  
**How Acquired** – Draft #6, 1993  
**College** – Baylor  
**High School** – Van Vleck HS,  
 Van Vleck, TX  
**Height** – 6-3  
**Weight** – 207  
**Pro Year** – 2nd  
**Year with Broncos** – 2nd

Melvin Bonner saw little action in his rookie season, but hopes to make a bid for more playing time in 1994. He was inactive or did not play the first 11 weeks of the season, seeing action for the first time at San Diego (12/5).

**COLLEGE:** Bonner finished his college career as one of the best big play receivers in college football, posting regular season career totals of 92 receptions for 1,984 yards, a 21.6 average, and 19 touchdowns. His bowl game stats show seven catches for 198 yards and two TDs. As a senior, Bonner was selected to the Southwest Athletic Conference's first team and was a second team All-America (The Poor Man's Guide to the NFL Draft). He was also an All-SWC first team (Football News, Dallas Morning News, Austin American-Statesman) selection as a junior. Bonner set a John Hancock Bowl record with 166 yards on five catches, scoring from 61 and 66 yards away. He was a radio/television major at Baylor.

**PERSONAL:** Melvin is single and makes his home in Bay City, TX. He was a first team all-district selection as a receiver and second team as a safety at Van Vleck HS in Van Vleck, TX. He was a two time All-Greater Houston selection and a member of the Nifty 50 squad (Houston Chronicle). He lettered twice in football, three times in basketball, and four times in track. He earned all-district and all-state in basketball, and was named male track athlete of the year.

### Professional Record

		RECEIVING					
Year	Club	Games	Starts	No.	Yds.	Avg.	TD
1993	Denver	4	0	0	0	0.0	0
TOTAL		4	0	0	0	0.0	0

## No. 23 RONALD L. BRADFORD

*Cornerback*



**Birthdate** – October 1, 1970  
**Birthplace** – Minot, ND  
**Residence** – Boulder, Colo.  
**How Acquired** – FA 1993  
**College** – Colorado  
**High School** – Adams City HS,  
 Commerce City, Colo.  
**Height** – 5-10  
**Weight** – 188  
**Pro Year** – 2nd  
**Year with Broncos** – 2nd

Ronnie Bradford became a valued member of the Broncos' secondary in 1993 and will challenge for a starting spot in 1994. He was signed as a free agent by the Broncos after being drafted in the fourth round by the Miami Dolphins and released by the team in their 1993 training camp. Bradford made a key interception versus Kansas City (12/12), stopping a Chief drive and setting up a Jason Elam field goal, that cut the Chiefs' lead to four early in the contest. The following week at Chicago (12/18), Bradford earned his first start.

**COLLEGE:** Bradford was a four year letterman and two year starter at the University of Colorado. He was an honorable mention All-America (Football News) and first team All-Big Eight (Coaches) as a senior. Bradford racked up 53 solo tackles, 21 assists, three interceptions and two fumble recoveries for his career. He was a communications major at Colorado.

**PERSONAL:** Ronnie is single and resides in Boulder, CO. He was an All-America honorable mention (USA Today) as a senior at Adams City HS in Commerce City, CO. As a senior Ronnie finished the year with four interceptions, 14 passes defended, two fumble recoveries and a blocked field goal.

### Professional Record

		TACKLES					INTERCEPTIONS			
Year	Club	Games	Starts	Tackles	Assists	Total	No.	Yds.	Avg.	TD
1993	Denver	10	3	10	3	13	1	6	6.0	0
TOTAL		10	3	10	3	13	1	6	6.0	0

## No. 10 JEFF CAMPBELL

*Wide Receiver*



**Birthdate** – March 26, 1969  
**Birthplace** – Vail, CO  
**Residence** – Denver, CO  
**How Acquired** – FA, 1994  
**College** – Colorado  
**High School** – Battle Mountain HS,  
 Vail, CO  
**Height** – 5-8  
**Weight** – 167  
**Pro Year** – 5th  
**Year with Broncos** – 1st

Jeff Campbell came to the Broncos as an unrestricted free agent after playing his entire career with the Detroit Lions, and he hopes to contribute as a wide receiver and on special teams. Campbell's



playing time fell in the 1993 season due to the Lions' use of a tight end. He played in 10 games with two-reception days at New England (9/12) and at Tampa Bay (10/3). Campbell finished the 1993 season with seven receptions for 55 yards. **1992:** Campbell bounced back from injuries he suffered in 1991, beginning the season as a backup. His big reception came on a 78-yard scoring toss versus Tampa Bay (10/25), his longest career reception. Campbell made his first start versus Green Bay (11/1), catching a season high three passes for 29 yards. Campbell missed three games toward the end of the season with an ankle injury. He finished the year with eight receptions for 155 yards and one touchdown, returning for the final two regular season games.

**1991:** Campbell won a starting assignment in the season opener at Washington (9/1), but left the game with a back injury which forced him to miss the next two contests. He played in the remainder of the regular season games upon his return, catching his first pass of the season, a 21-yard reception from Rodney Peete, in the week seven matchup at San Francisco (10/20). Campbell finished the year with two receptions for 49 yards. He sustained a knee injury in preparation for the playoffs that kept him out of both playoff contests. **1990:** Campbell made his first career reception at Minnesota (10/7), a 29-yard reception. He drew his first career start versus Minnesota (11/11), making a team high four receptions for 53 yards, including an 439-yard touchdown reception. He had a career high seven receptions at the New York Giants (11/18) for 33 yards. For the year Campbell finished with 19 receptions for 236 yards and two touchdowns.

**COLLEGE:** Campbell's weaving and spinning style propelled him to Colorado's career school record with 904 punt return yards, and he also tied the school mark with 84 punt returns. He finished his collegiate career with 28 receptions for 802 yards (28.6 avg.) and one touchdown. He also had some success in the rushing department, gaining 439 yards on 23 carries (19.1 avg.). As a senior Campbell earned All-Big Eight honors as a return specialist and was selected to the second team as a receiver. He was also an All-America honorable mention by the Sporting News. Campbell owns the school record with a 90-yard TD catch. Campbell graduated with a degree in sociology.

**PERSONAL:** Jeff is single and makes his offseason home in Denver, CO. He was a four-year letterman in football, hockey and track at Battle Mountain HS in Vail, CO. He was a two-time state champion in the 100 and 200-meter dashes, and ranked in the top 25 prep hockey players in the country.

#### Professional Record

##### RECEIVING

Year	Club	Games	Starts	No.	Yds.	Avg.	TD
1990	- Detroit	16	8	19	236	12.4	2
1991	- Detroit	14	1	2	49	24.5	0
1992	- Detroit	12	2	8	155	19.4	1
1993	- Detroit	10	0	7	55	7.9	0
TOTAL		52	11	36	495	13.8	3

##### KICKOFF RETURNS

Year	Club	No.	Yds.	Avg.	TD
1990	- Detroit	12	238	19.8	0
1991	- Detroit	9	85	9.4	0
1992	- Detroit	4	61	15.3	0
1993	- Detroit	0	0	0.0	0
TOTAL		25	384	15.4	0

##### PUNT RETURNS

Year	Club	No.	Yds.	Avg.	TD
1990	- Detroit	12	238	19.8	0
1991	- Detroit	9	85	9.4	0
1992	- Detroit	4	61	15.3	0
1993	- Detroit	0	0	0.0	0
TOTAL		25	384	15.4	0

## No. 15 JEFF CARLSON

## Quarterback



**Birthdate** - May 23, 1966  
**Birthplace** - Long Beach, CA  
**Residence** - Tampa, FL  
**How Acquired** - FA, 1994  
**College** - Weber State  
**High School** - Pacifica HS, Garden Grove, CA  
**Height** - 6-3  
**Weight** - 212  
**Pro Year** - 5th  
**Year with Broncos** - 1st

Jeff Carlson signed with the Broncos in the 1994 offseason after sitting out the 1993 season, and hopes to win a backup quarterbacking spot in training camp. **1992:** Carlson completed 18 of 49 passes for 232 yards with one touchdown and three interceptions for New England. **1991:** Carlson saw his most NFL action in the 1991 season for Tampa Bay. For the year he completed 31 of 65 passes for 404 yards and a touchdown. He also rushed five times for 25 yards. **1990:** He was active in four games for Tampa Bay, seeing his only action versus San Diego. **1989:** Carlson was drafted in the fourth round by the Los Angeles Rams and spent the entire season on the developmental squad.

**COLLEGE:** Carlson won four varsity letters at Weber State, but was the starting quarterback for only two years. Nonetheless, he set five alltime Weber State passing records: most passing yards (5147), TD passes (47), passing efficiency (136.8), TD passes in a game (6), and TD passes in a season (25). He was an All-Big Sky choice twice, and an honorable mention All-America his senior season. Jeff has a degree in communications and broadcasting.

**PERSONAL:** Jeff and his wife Galyn make their offseason home in Tampa, FL. He starred at Pacifica HS in Garden Grove, CA, where he set school passing records, and was conference MVP as a senior. Jeff lists movies and fiction novels as pastimes.

#### Professional Record

##### PASSING

Year	Club	Games	Starts	Att.	Comp.	Yds.	TD	Int.
1989	- L.A. Rams							
1990	- Tampa Bay	1	0	0	0	0	0	0
1991	- Tampa Bay	3	1	65	31	404	1	6
1992	- New England	3	2	49	18	232	1	3
TOTAL		7	2	114	49	636	2	9

##### RUSHING

Year	Club	Att.	Yds.	Avg.	TD
1989	- L.A. Rams				
1990	- Tampa Bay	0	0	0.0	0
1991	- Tampa Bay	5	25	5.0	0
1992	- New England	11	32	2.9	0
TOTAL		16	57	3.6	0



## No. 29 DONALD RAY CROCKETT

### Cornerback



**Birthdate** – January 5, 1967  
**Birthplace** – Dallas, TX  
**Residence** – South Lake, TX  
**How Acquired** – Unrestricted FA, 1994  
**College** – Baylor  
**High School** – Duncanville HS, TX  
**Height** – 5-10  
**Weight** – 185  
**Pro Year** – 6th  
**Year with Broncos** – 1st

Ray Crockett came to the Broncos as an unrestricted free agent from the Detroit Lions in the 1994 offseason. Crockett is expected to step in and contribute immediately in pass coverage for the team, after a very productive career with the Lions. In 1993 Crockett finished the season with 68 tackles (57 solo), two interceptions, one forced fumble and one fumble recovery. In Crockett's five seasons in the NFC he's earned the reputation as one of the game's most physical cornerbacks. **1992:** Crockett was slowed early in the season by injuries, but had a good outing versus Minnesota (9/13). He finished the game with a pass interception and four tackles (three solo). Two weeks later versus Tampa Bay he picked off his second pass of the season, and was credited with four tackles. His best all-around performance came versus Chicago, where he recorded a sack, intercepted a pass, and made five solo tackles. He ended the season with 52 tackles (41 solo), four interceptions, one forced and one recovered fumble. **1991:** Crockett tied for the NFC lead and finished second in the NFL in interceptions with six. His interception return of 96 yards was the NFL's longest of the season, Crockett's 141 return yards were the most by a Lion since 1967. He was named Defensive Player of the Week after recording a team high eight tackles and the 96-yard interception return versus the Dallas Cowboys (10/27). Crockett finished the year with 86 tackles (74 solo), six interceptions and one forced fumble. **1990:** Crockett finished second on the team in interceptions with three. He played primarily in nickel situations, earning his first start against the Broncos on Thanksgiving Day (11/22). Crockett finished the game with five solo tackles and an interception. His best game came at Green Bay, finishing with eight tackles, one interception, and a fumble return for a touchdown. For the season Crockett's numbers were 59 tackles (53 solo), three interceptions, two forced fumbles and two fumble recoveries. **1989:** Crockett played as a nickel back in all 16 contests, finishing the season with 46 tackles (34 solo), one interception and one forced fumble.

### Professional Record

#### TACKLES

#### INTERCEPTIONS

Year	Club	Games	Starts	Tackles	Assists	Total	No.	Yds.	Avg.	TD
1989	- Detroit	16	0	34	12	46	1	5	5.0	0
1990	- Detroit	16	6	62	29	91	3	17	5.7	0
1991	- Detroit	15	15	74	12	86	6	141	23.5	1
1992	- Detroit	15	15	41	11	52	4	50	12.5	0
1993	- Detroit	15	15	57	11	68	2	31	15.5	0
TOTAL		78	52	259	52	311	16	244	15.3	1

**ADDITIONAL STATISTICS:** Forced one fumble, 1989; forced two fumbles and recovered two fumbles, 1990; forced one fumble, 1991; forced one fumble and recovered one fumble, 1992; forced one fumble and recovered one fumble, 1993.

## No. 51 MIKE CROEL

### Linebacker



**Birthdate** – June 6, 1969  
**Birthplace** – Detroit, Mich.  
**Residence** – Aurora, Colo.  
**How Acquired** – Draft #1, 1991  
**College** – Nebraska  
**High School** – Lincoln-Sudbury, Sudbury, Mass.  
**Height** – 6-3  
**Weight** – 231  
**Pro Year** – 4th  
**Year with Broncos** – 4th

Mike Croel started every game in 1993 for the second straight year, finishing the year fourth on the team in tackles with 110 (79 solo). Croel's big game came at Seattle (11/28), where he racked up eight solo tackles and three assists with two sacks. At Green Bay (10/10), Croel recorded his first professional interception, returning it 22 yards for his first professional touchdown. At Chicago (12/18), Croel's sack, forced fumble and fumble recovery, all on the same play, led to a key Bronco score that helped propel the team to a much needed victory. **1992:** Croel started every game at outside linebacker in 1992 and had 66 tackles, 31 assists, while also posting five sacks, four passes defended, two forced fumbles, and a fumble recovery. Against Kansas City (10/4) Croel had a sack and forced a fumble, and had 2.5 sacks vs. San Diego (9/13). He set the tone for Denver's defense when he threw Jeff Hostetler for a 10-yard loss on the first play of the game against the Giants (11/15). **1991:** Croel had a tremendous season in 1991 and for his efforts was named the NFL Rookie of the Year (Bert Bell Award-World Almanac, Washington Touchdown Club, Pro Football Weekly, Pro-Set). The fourth player taken in that year's draft, Croel was also named AFC Defensive Rookie of the Year (AP, College and Pro Football Newsweekly) and NFL All-Rookie (Football News, Pro Football Weekly, Football Digest, College and Pro Football Newsweekly). He began the regular season backing up Tim Lucas at outside linebacker, but became a starter after Lucas was injured early in the third game of the year. Croel started the next nine games until a sprained ankle, and then chicken pox, sidelined him for three contests. He returned to start the regular season finale and both post-season games. Croel in 1991 finished second on the team with 10 sacks, and was on pace to break Leslie O'Neal's NFL rookie sack record of 12.5 before his injury. Midway through the season he had a stretch of six games in which he posted at least one sack, including two vs. Kansas City (11/17). He forced a team-leading four fumbles, one of which was returned for a TD at Seattle (11/24) by Warren Powers. In regular season play, Croel also netted 55 tackles, 29 assists, and two passes defended, and had five tackles and an assist on special teams. In the Broncos two postseason games he had eight total tackles and broke up one pass.

**COLLEGE:** Croel was a consensus All-Big Eight selection in his senior season at Nebraska, and also earned several All-American honors. Regarded as the fastest linebacker in the country, as well as one of the fastest defensive players, he closed out his college play with 142 tackles, 12 sacks, and 13 passes broken up, while also blocking four kicks on the Huskers' special teams unit. He was a semifinalist for the Butkus Award as a senior. As a junior Croel was named an honorable mention All-American and made the All-Big Eight second team.

**PERSONAL:** Mike and his wife Cassandra make their offseason home in Aurora, Colo. A native of Detroit, Mich., he was an all-state and all-league selection as a tight end at Lincoln-Sudbury (Mass.) HS, leading his team to a string of 25 consecutive victories during his three year career. As a senior Croel average 29.0 yards on 19 receptions,

scored touchdowns on a kickoff return, punt return and on a free kick, blocked three punts, and led the team in tackles. He was also a standout in track, winning the New England prep 100-meter title as a sophomore with a 10.7 second time. Mike was an art major at the University of Nebraska, and has furthered his art career by hosting an annual Mike Croel Art Show which showcases his work, along with the work of other artists. His special area is design graphics, but he also likes to paint abstracts. Mike is also a spokesperson for the Rocky Mountain Adoption Exchange.

#### Professional Record

Year	Club	Games	Starts	Tackles	Assists	Total	Sacks
1991	Denver	13	10	55	29	84	10.0
1992	Denver	16	16	66	31	97	5.0
1993	Denver	16	16	79	31	110	5.0
TOTAL		45	42	200	91	291	20.0

**ADDITIONAL STATISTICS:** Recovered one fumble, 1992; recovered two fumbles, forced one fumble, and intercepted one pass for a touchdown 1993.

## No. 39 ROBERT LEWIS DELPINO

### Running Back



**Birthdate** – November 2, 1965  
**Birthplace** – Brimerton, WA  
**Residence** – Scottsdale, AZ  
**How Acquired** – Unrestricted FA, 1993  
**College** – Missouri  
**High School** – Dodge City Hs., Dodge City, Kansas  
**Height** – 6-0  
**Weight** – 210  
**Pro Year** – 7th  
**Year with Broncos** – 2nd

Robert Delpino finished his first season with the Broncos second on the team in rushing behind Rod Bernstine. He finished the season with 445 rushing yards on 131 carries. He impressed the coaches with his versatility and nose for the end zone. His eight touchdowns ranked him tied for fourth in the AFC. Delpino's big rushing day came against Indianapolis. On the day he carried 16 times for 83 yards and a touchdown. Delpino also proved to be a valuable receiver, catching 26 passes for the season. Delpino also caught at least one pass in 14 of the 16 regular season games and finished with a team high 20.9 kickoff return average. **1992:** Delpino is known to be an excellent all-purpose player, and showed off his skills in the first game of the 1992 season against Buffalo (9/6/93). In that game Delpino rushed for 30 yards on nine carries and caught five passes for 46 yards. In the weeks following the first game, Delpino remained a solid contributor for the Rams before sustaining a sprained left knee in a week five matchup against San Francisco (10/4/93). The injury forced Delpino out of action for the next six games, before being activated for the week 13 matchup vs. Minnesota (11/29/92). He played spot duty in that game and for the remainder of the season, primarily seeing action on passing downs. **1988:** Delpino was taken by the Rams in the fifth round of the 1988 draft and played in 15 of the 16 regular season games, starting three. He received several awards for his play that year including team rookie of the year and special teams player of the year. **1989:** In 1989 Delpino appeared in all 16 regular season games and started one. He finished the season with 1036 all purpose yards and racked up 11 tackles on special teams. **1990:** In 1990 he

appeared in 15 regular season games and accounted for 613 all-purpose yards. He also made three special teams tackles. **1991:** The 1991 season was Delpino's best year as a pro. He accounted for 1305 yards in total offense. He was first on the team in rushing with 688 yards on 214 carries and nine touchdowns, and finished second on the team in receiving with 55 catches for 617 yards and one touchdown. Delpino's sixty points (10 touchdowns) placed him in a tie for sixth in NFL scoring for the '91 season.

**COLLEGE:** Delpino transferred from Dodge City Community College to the University of Missouri in 1986 for his last two collegiate seasons. In 1985 he was named Kansas Junior College League MVP by compiling a total of 59 catches for more than 600 yards and seven touchdowns. He went to the Tigers as a wide receiver, but converted to running back in his senior year. As a senior he rushed for 750 yards on 115 carries for a 6.5 yard average.

**PERSONAL:** Robert and his wife Danielle were married on April 9, 1994, and the couple makes their home in Scottsdale, Az. He attended Dodge City HS in Dodge City, Kansas, where he played tight end and wide receiver on the football team.

#### Professional Record

RUSHING							RECEIVING				
Year	Club	Games	Starts	Att	Yds.	Avg.	TD	No.	Yds.	Avg.	TD
1988	-L.A. Rams	15	3	31	131	4.2	0	28	267	9.5	2
1989	-L.A. Rams	16	1	78	368	4.7	1	34	334	9.8	1
1990	-L.A. Rams	15	3	13	52	4.0	0	15	172	11.5	4
1991	-L.A. Rams	16	15	214	688	3.2	9	55	617	11.2	1
1992	-L.A. Rams	10	4	32	115	3.6	0	18	139	7.7	1
1993	-Denver	16	3	131	445	3.4	8	26	195	7.5	0
TOTAL		88	29	499	1799	3.6	18	176	1724	9.8	0

KICKOFF RETURNS				
Year	Club	No.	Yds.	Avg.
1988	- L.A. Rams	14	333	23.8
1989	- L.A. Rams	17	334	19.6
1990	- L.A. Rams	20	389	19.5
1991	- L.A. Rams	4	54	13.5
1992	- L.A. Rams	6	83	13.8
1993	- Denver	7	146	20.9
TOTAL		68	1339	19.7

#### SINGLE GAME HIGHS

**Most rushing attempts** – 27 at N.Y. Giants, 9/8/91. **Most rushing yards** – 116 at N.Y. Giants, 9/8/91. **Longest run** – 36 at N.Y. Giants, 9/8/91. **Most receptions** – 10 vs. Phoenix, 9/1/91. **Most reception yards** – 118 at L.A. Raiders, 10/20/91. **Longest reception** – 78 vs. New Orleans, 11/3/91. **Most kickoff returns** – 6 at Pittsburgh 10/29/90. **Most yards, Kickoff returns** – 133 at Pittsburgh 10/29/90. **Longest kickoff return** – 49 at L.A. Raiders 1/2/94.

**ADDITIONAL STATISTICS:** Recovered one fumble and fumbled twice, 1988; fumbled once, 1989; recovered one fumble and fumbled once, 1990; recovered one fumble and fumbled three times, 1991; fumbled two times and recovered two fumbles, 1992; fumbled once 1993.

## No. 54 MITCHELL TODD DONAHUE

### Linebacker



**Birthdate** – February 4, 1968  
**Birthplace** – Los Angeles, CA  
**Residence** – Denver, CO  
**How Acquired** – FA 1993  
**College** – Wyoming  
**High School** – Billings West HS,  
Billings, MT  
**Height** – 6-3  
**Weight** – 245  
**Pro Year** – 4th  
**Year with Broncos** – 2nd

Mitch Donahue was signed as a free agent from the San Francisco 49ers and played mostly on special teams for the Broncos in 1993. In 1994 he hopes to challenge for more playing time at the linebacker position. **1992:** Donahue appeared in only two games because of knee injuries. He spent most of the year on injured reserve. **1991:** Donahue was drafted in the fourth round by San Francisco and played primarily on special teams.

**COLLEGE:** Donahue played defensive end for Wyoming and earned All-America honors as a senior. He led the nation in 1990 in sacks with 22, and was named the WAC Defensive Player of the Year in 1989 and '90. Donahue was the Cowboys' team MVP as a sophomore in 1988. He was a broadcast journalism major at Wyoming.

**PERSONAL:** Mitch and his wife Melissa make their home in Denver with their sons Dylan and Devon. He starred at Billings West HS in Billings, MT, where he was the state's discus champ and shot put runner up as a senior. Mitch lists hunting and fishing as hobbies.

### Professional Record

#### TACKLES

Year	Club	Games	Starts	Tackles	Assists	Total	Sacks
1991	San Francisco	13	0	7	2	9	0
1992	San Francisco	2	0	0	0	0	0
1993	Denver	13	0	0	0	0	0
TOTAL		28	0	7	2	9	0

## No. 99 SHANE DRONETT

### Defensive End



**Birthdate** – January 12, 1971  
**Birthplace** – Orange, Texas  
**Residence** – Orange, Texas  
**How Acquired** – Draft #2, 1992  
**College** – Texas  
**High School** – Bridge City HS,  
Orange, Texas  
**Height** – 6-5  
**Weight** – 275  
**Pro Year** – 3rd  
**Year with Broncos** – 3rd

Shane Dronett continued to have a nose for the ball in his second professional season with the Broncos. He picked off two interceptions (Green Bay 10/10 and Chicago 12/18), one behind the team leaders, and racked up seven sacks with five passes defended. He finished

the year with 49 total tackles, 32 solo. Dronett's interception at Chicago stopped a Bear drive deep in Bronco territory early in the second quarter. He also had a two sack performance versus Seattle (10/31) and at Cleveland (11/7), finishing the year with seven total. **1992:** Dronett had an impressive NFL debut in 1992, playing well enough to move into the starting line-up for the final two games of the campaign. He closed out the season third on the team with 6.5 sacks, while also posting 30 tackles, 23 assists, five passes defended, two fumble recoveries, and a forced fumble. Midway through the season he had two sacks against the Jets (11/8) and the following week forced and recovered a fumble against the Giants (11/15).

**COLLEGE:** Dronett was a first-team All-American and a two-time all-conference choice during his sterling career at the University of Texas. A consensus All-Southwest Conference player as a senior, Dronett posted 72 tackles (44 solo), 25 quarterback pressures, four blocked kicks, four forced fumbles, and nine passes broken up. Dronett became a starter at left defensive end as a freshman with the Longhorns.

**PERSONAL:** Shane is single and has a daughter, Berkley (8/31/92). He makes his offseason home in his native Orange, Texas, where he attended Bridge City HS. He was a second-team Class 4A all-state selection as a tight end, earning third-team honors on the Texas Sportswriters' Super All-State squad. He was rated the best tight end prospect overall by the Austin American-Statesman, closing out his career with an appearance in a Texas all-star game in which he played against Tommy Maddox. Shane was a pre-business major at Texas.

### Professional Record

#### TACKLES

Year	Club	Games	Starts	Tackles	Assists	Total	Sacks
1992	Denver	16	2	30	23	53	6.5
1993	Denver	16	16	32	17	49	7.0
TOTAL		32	18	62	40	102	13.5

**ADDITIONAL STATISTICS:** Recovered two fumbles, 1992; intercepted two passes and forced one fumble 1993.

## No. 97 DARREN DROZDOV

### Nose Tackle



**Birthdate** – April 4, 1969  
**Birthplace** – Mays Landing, NJ  
**Residence** – Mays Landing, NJ  
**How Acquired** – FA 1993  
**College** – Maryland  
**High School** – Oakcrest Academy HS,  
Union, VA  
**Height** – 6-3  
**Weight** – 281  
**Pro Year** – 2nd  
**Year with Broncos** – 2nd

Darren Drozdov was picked up as a free agent from the New York Jets, filling in nicely early in the season after Greg Kragen went down with an injury. He started two games in 1993 and figures to challenge for more playing time in 1994. Drozdov finished the season with six total tackles.

**COLLEGE:** Drozdov was a four year letterman at the University of Maryland, recording 199 tackles and 6 sacks in his career. As a senior Drozdov finished fourth on the team in tackles (69), third in sacks (3) and second in tackles for loss (7). He was a criminal justice major.

**PERSONAL:** Darren is single and makes his home in Mays Landing, NJ. He was an all-conference selection as a quarterback and defensive



end for Oakcrest Academy HS in Union, VA. He also was a standout basketball player. Nicknamed "The Mad Russian," Drozdov has a total of seven tattoos, and has a pet boa named "Jezebel" and a mouse eating Argentine Horn Frog named "Gerk." His father, Olaf, was an All-ACC defensive tackle at Maryland from 1962-64.

#### Professional Record

Year	Club	Games	Starts	TACKLES		Total	Sacks
				Assists			
1993	Denver	6	2	3	3	6	0.0
TOTAL		6	2	3	3	6	0.0

## No. 7 JOHN ALBERT ELWAY

### Quarterback



**Birthdate** – June 28, 1960  
**Birthplace** – Port Angeles, Wash.  
**Residence** – Englewood, Colo.  
**How Acquired** – Trade with Balt., 1983  
**College** – Stanford  
**High School** – Granada Hills HS, Los Angeles, Calif.  
**Height** – 6-3  
**Weight** – 215  
**Pro Year** – 12th  
**Year with Broncos** – 12th

John Elway comes into his 12th NFL season after a magnificent 1993 campaign in which he further solidified his position as one of the game's all-time greats. During Elway's era (1983-93), the Hall of Fame-caliber quarterback has spurred his team on to three victories in four AFC Championship Games, five AFC Western Division titles, and six playoff berths, including last year's Wild Card playoff spot.

Last year he was named AFC Player of the Year (Football News), AFC Offensive Player of the Year (UPI, Kansas City 101 Club), and AFC Most Valuable Player (NFL Players Association), in addition to being named All-AFC (UPI and Football News) and second-team All-NFL (AP, College and Pro Football Newsweekly, Football Digest). He also was named by his peers as Denver's offensive MVP and as the AFC Pro Bowl starter at quarterback.

#### NFL LEADERS, MOST 3,000 YARD PASSING SEASONS

NAME	YEARS WITH 3,000 YARDS	SEASONS WITH 3,000 YARDS	NFL SEASONS	CAREER YARDS
Dan Marino, Miami	9	1984 – 92	11	40,720
JOHN ELWAY, DENVER	8	1985 – 91, 1993	11	34,246
Joe Montana, SF-KC	7	1981, 1983 – 85, 1987, 1989 – 90	14	37,049
Boomer Esiason, Cin-NY	7	1985 – 90, 1993	10	29,092
Dan Fouts, San Diego	6	1979 – 81, 1984 – 86	15	43,040

Elway comes into 1994 with 34,246 career passing yards (seventh best all-time) and 36,681 yards of total offense (sixth best all-time and 3,319 away from 40,000). In addition, he has 2,435 rushing yards in his career (eighth among all-time quarterbacks and fifth among all-time Bronco rushers). Elway has accounted for 205 TDs as a pro, 183 passing and 22 rushing, and he has generated 3,006 career points in regular season play. For his career, he has directed Denver to scores in better than three in 10 drives (30.7%). He holds or is tied for 19 regular season Bronco records, including most touchdown passes (183), highest average gain per rush (4.5), and lowest career interception avoidance percentage (.034). He holds an NFL record with seven consecutive campaigns (1985-91) with over 3,000 yards passing and over 200 yards rushing.

In his career, Elway has engineered 32 fourth quarter, game-saving drives, and the team has a record of 31-0-1 in the contests. Those games include 25 fourth quarter, game-winning drives and seven fourth-quarter, game tying drives (See complete listing of drives farther into this bio).

Elway now is 105-65-1 (.617) as a starting quarterback but can claim a 101-59-1 (.630) mark since taking over as the permanent starter in the first game of 1984. He is pro football's winningest quarterback in total wins from 1984-93. Elway has a career regular season record of 98-59-1 (.623), including a 62-18 (.775) mark at Mile High Stadium.

## No. 1 JASON ELAM

### Kicker



**Birthdate** – March 8, 1970  
**Birthplace** – Ft. Walton Beach, FL  
**Residence** – Snellville, GA  
**How Acquired** – Draft #3, 1993  
**College** – Hawaii  
**High School** – Brookwood HS, Snellville, GA  
**Height** – 5-11  
**Weight** – 192  
**Pro Year** – 2nd  
**Year with Broncos** – 2nd

Jason Elam showed his leg strength on several long field goals during the 1993 season. His 119 points (fourth highest figure in Bronco history) placed him fourth in the AFC and seventh in the NFL. Elam was successful on four of six field goal attempts out the 50 yard line. His 54-yarder in the week two game versus San Diego (9/12) was the fourth longest in team history. That came one week after he tied for the third best single game performance at the New York Jets (9/5) in the season opener. In that game he went four-for-four. For the year Elam made 26 field goals, tying for fourth best in team history.

**COLLEGE:** Elam was a superb combination kicker in college, holding virtually every school and conference scoring record at the University of Hawaii. He finished his career with 79 field goals, just one shy of the NCAA record held by Jeff Jaeger (80). Elam holds the Western Athletic Conference scoring record with 395 points, and made 30 of 43 field goals of 40 yards or more. Elam finished his collegiate career with a 79.0 field goal percentage, connecting on 79 of 100 attempts, with his longest being a 56-yarder. He finished 157 of 160 in PATs for the Rainbows. As a senior Elam was selected first team All-America (Kodak and The Poor Man's Guide to the NFL Draft) and was first team All-WAC. He made 16 of 25 field goals and 44 extra points, finishing with 92 points for the season. He also finished his collegiate career with a 43.5-yard average on 84 punts. Elam was a communication major.

**PERSONAL:** Jason is single and makes his off season home in Snellville, GA. He was first team all-county and second team all-state at Brookwood HS in Snellville, GA., where he also lettered in swimming and track.

#### Professional Record

Year	Club	Games	FIELD GOALS					TOTAL	Pct.
			1-19	20-29	30-39	40-49	50+		
1993	Denver	16		11-12	7-7	4-10	4-6	26/35	.742
TOTAL		16	0-0	11-12	7-7	4-10	4-6	26/35	.742

Year	Club	PATM/PATA	Pct.	Total Pts.
1993	Denver	41/42	.976	119
TOTAL		41/42	.976	119



He has completed 50 passes of 50 or more yards as a Bronco and has 20 regular season (23 overall) 300-yard passing games, including four last year, three in the regular season as well as the playoff game vs. the Raiders. He has had 33 overall games with 300 or more yards of total offense and Denver is 19-13-1 in those contests.

In postseason play Elway has started 13 of 14 games and has completed 229 of 431 passes for 3,321 yards, with 19 touchdowns and 18 interceptions. He has gained 372 yards rushing on 71 attempts, scoring four times in postseason play.

**1993:** Elway was named AFC Most Valuable Player (NFL Players Association), AFC Offensive Player of the Year (UPI, and the Kansas City 101 Club), and AFC Player of the Year (Football News) in 1993. Elway performed at an MVP-pace all year, earning all-AFC (UPI, Football News) and second-team all-NFL (AP, College and Pro Football Newsweekly, and Football Digest), and he was the starting quarterback in the 1994 Pro Bowl after a regular season that saw him lead the AFC in all six major quarterback stats categories. Elway's 1993 stats and rankings included a 92.8 rating (first in the AFC, third in the NFL), 551 attempts (first in the entire NFL), 348 completions (first in the entire NFL), a 63.2 completion percentage (first in the AFC and third in the NFL), 25 TD passes (first in the AFC and second in the NFL), 4,030 yards (first in the AFC). Elway's 1.8 interception avoidance percentage was fourth in the AFC, but stands as the best in Denver history for any quarterback with more than 75 single-season attempts. Last year he set new personal and Denver records for total yards offensively (4,183), completions (348), passing yards (4,030), TD passes (25), and completion percentage (that 63.2 mark tied the figure set by Norris Weese in 1978). Nineteen ninety-three was Elway's first 4,000-yard season and his eighth 3,000-yard season. He also rushed for 153 yards last year. Elway was named the AFC Offensive Player of the Week twice and was named by his teammates as Denver's offensive MVP. In the regular season finale at Los Angeles he had his second highest passing yardage figure of the year (361, his third 300-yard game of the campaign), throwing three TD passes. His 382 yards of total offense in that same Raiders' game marked the sixth best Bronco figure in team history. Elway completed over 60% of his passes in 11 of the 16 games. At San Diego in game 12 (Dec. 5) his streak of consecutive games with at least one TD pass ended at 12 (it had begun with a TD pass in the last game of the 1992 campaign, and it ended one game short of his personal best of 13 straight), and he twice had long single-game completion streaks (Elway completed 13 straight passes vs. Minnesota on Nov. 14 and hit on 10 straight at Seattle Nov. 28). That streak of 13 straight completions is Denver's second highest single-game total ever. Elway had 30 completions against the Vikings, one of two 30-completion games in 1993 for Elway. Elway at Green Bay (Oct. 10) set personal bests for attempts (59, a new team record), completions (33, the second highest ever by a Bronco), and set a new team record with 64 total plays from scrimmage, including 59 passes and five rushes. In addition, Elway's 394 yards of total offense at Green Bay were the fourth highest ever by a Bronco, and the second highest ever by Elway (he had 432 at Seattle 12/20/85). Elway utilized no fewer than six receivers in any game last year, with the high being nine on opening day vs. the Jets (Sept. 5). He threw TD passes to eight different receivers in 1993.

## ELWAY NAMED 1992 EDGE NFL MAN OF THE YEAR

John Elway was named the 1992 Edge NFL Man of the Year for his work with the Elway Foundation, a non-profit organization which has raised over \$1,000,000 that was directed toward the prevention and treatment of child abuse throughout Colorado. Among the groups assisted by the Elway Foundation are Family Focus and the Kempe Children's Foundation. The Elway Foundation in 1991 alone raised over \$400,000. Elway is also a member of the Mayor's Council on Physical Fitness and has served as chairman of the National Kidney Foundation for the Rocky Mountain region.

The Edge NFL Man of the Year award is truly unique in that it is the only league-sponsored award that recognizes a player's off-the-field community service work as well as his playing excellence. Perhaps the most prestigious of all NFL awards, it has been in existence since 1970.

**1992:** Elway completed 174 of 316 passes for 2,242 yards, with 10 touchdowns and 17 interceptions. He gained 94 yards and scored twice on 34 rushing attempts. He missed games 11 through 14 because of a bruised tendon in his right shoulder, suffered while running for a first down against the Giants (11/15). Elway earned two AFC Offensive Player of the Week honors last year, grabbing the first one for his performance on opening day. Against the Raiders (9/6) he drove Denver 85 yards in seven plays to score the winning points with 55 seconds left, a score set up by a 48-yard pass to Arthur Marshall. His second player-of-the-week honors came after he threw two touchdown passes in the final two minutes to give Denver a 20-19 victory over Kansas City (10/4). Elway passed for 311 yards in that game, his only 300-yard effort of the season. In week two against San Diego (9/13) Elway threw two TD passes and scored on an eight-yard run. Against the Jets (11/8) he threw an 80-yard touchdown pass to Arthur Marshall, his longest regular season TD pass ever. He turned in a sterling performance against Houston (10/18), directing a three-play, 80-yard drive for the winning score with less than two minutes remaining in the game.

**1991:** Elway completed 242 of 351 passes for 3,253 yards, a total ranked sixth in the AFC and ninth in the NFL. He threw 12 touchdown passes and tied a career low with just 12 interceptions. He had 36 pass completions of 20+ yards, nine of 40+, five of 50+, and four of 60+. Elway was third on the team with 258 yards rushing, and his six TDs led the team and set a new career single season high. He was bothered throughout the second half of the season by a shoulder problem that was corrected by arthroscopic surgery in the 1992 offseason.

Against Cincinnati in the season opener (9/1), Elway threw for 262 yards and two touchdowns, scored two rushing TDs, and caught a 24-yard pass from Steve Sewell. Against Kansas City (10/20) he combined with Mark Jackson for a 71-yard gain on a fourth-and-13 play to set up the winning field goal. Elway had his only 300-yard passing performance of the year in Denver's loss at Houston (10/6), with 301 yards. His heroics were never more evident than in the Broncos' 26-24 Divisional Playoff Game victory over Houston (1/4). He rallied Denver from a 21-6 deficit, and on a drive in which he completed a fourth-down pass to Michael Young for a first down, he drove his team to a touchdown to cut the Oilers' lead to one point at 24-23. Houston's next drive stalled but a punt gave the Broncos the ball on the two. Twice Elway converted fourth down plays, first on a seven-yard run and later with a 44-yard pass to Vance Johnson, to set up Denver's winning field goal. For the game Elway completed 19 of 33 passes for 257 yards, with one TD and one interception, and rushed six times for 39 yards. In the AFC Championship Game loss at Buffalo (1/12) he completed 11 of 21 passes for 121 yards and an interception before having to leave the game in the fourth quarter with a thigh injury.

**1990:** Elway completed 294 of 502 passes in 1990, (a .586 completion percentage that stands as the highest of his career), for 3,526 yards, 15 touchdowns, and 14 interceptions. He gained 258 yards on 50 rushing attempts and scored three touchdowns on the ground. Elway turned in several gutsy performances last season, and played some of his best games in the midst of Denver's six game losing streak, including a 328-yard, two-TD performance at Kansas City (12/9). That performance was his 17th career 300-yard game and the 27th time

in which he totaled over 300 yards of total offense. Denver is 18-8-1 in those games. Elway had three of his top six career completion percentages in 1990, with a high of .800 at Minnesota (11/4), and also tied his personal single game completion mark with 30 vs. Seattle (9/23). Elway and wide receiver Vance Johnson combined on Denver's most memorable play of the season when on fourth and 10 against Kansas City (9/17) they connected on a 49-yard pass that set up a last second game-winning field goal attempt. He also set a new regular season rushing high with a mark of 52 yards against the Raiders (12/2).

**1989:** Elway in 1989 led Denver to its third AFC Championship in four years. He completed 223 of 416 passes for 3,051 yards, with 18 touchdowns and 18 interceptions, and he rushed for 244 yards on 48 carries, scoring three times. Elway had one 300-yard passing game in the regular season, passing for 344 yards and two TDs in the Broncos' overtime win at Seattle (10/22). He led Denver to a 38-0 halftime lead against the Seahawks (11/26) after passing for 217 yards and four TDs. In the divisional playoff game vs. Pittsburgh (1/7/90) Elway completed 12 of 20 passes for 239 yards, including completions of 51 and 37 yards, and rushed for 44 yards, with one run of 32 yards. He had one of the best performances of his career in the AFC Championship Game against Cleveland (1/14), totaling over 300 yards total offense for the third time in a conference title game. He completed 20 of 36 passes for 385 yards and three TDs. Elway combined with Michael Young on a 70-yard scoring play, completed a 43-yard pass to Steve Sewell, threw a 39-yard TD pass to Sammy Winder, and gained 25 of his 39 rushing yards on one play. In Super Bowl XXIV (1/28) he completed 10 of 26 passes for 108 yards and scored Denver's only TD of the game on a three yard run.

**1988:** In 1988 Elway threw for 3,309 yards and rushed for 234 yards despite being bothered for most of the season by several nagging injuries. He was voted by teammates as Denver's most valuable offensive player for the fourth straight year, sharing the award with running back Sammy Winder, following a campaign in which he completed 274 of 496 passes, with 17 touchdowns and 19 interceptions. He had his only 300-yard passing game of the season against the Raiders (12/4) with 324 yards and two touchdowns.

**1987:** Elway was named the NFL's Most Valuable Player (AP) and the AFC's starting quarterback in the Pro Bowl after turning in a tremendous season in 1987, a year in which he became the first AFC signal caller since Terry Bradshaw (1978-79) to lead his team to consecutive conference crowns. Elway was named All-NFL (The Sporting News, NEA, AP-second team) and All-AFC (UPI, Pro Football Weekly, The Football News), in addition to being tabbed as the AFC MVP (NFLPA), AFC Player of the Year (The Football News), AFC Offensive Player of the Year (UPI, Kansas City 101 Club), and Colorado Pro Athlete of the Year (Colorado Sports Hall of Fame). He was dynamic in the AFC Championship Game against the Browns, completing 14 of the 26 passes for 281 yards and three TDs, while also rushing 11 times for 36 yards. In Super Bowl XXII he completed 14 of 38 passes for 257 yards, ran for 32 yards on three carries, and became the first quarterback in Super Bowl history to catch a pass, a 23-yarder from Steve Sewell. Elway's 56-yard scoring strike to Ricky Nattiel on Denver's first play from scrimmage provided the earliest TD in Super Bowl history (elapsed time of 1:57). He was voted the Broncos' offensive MVP for a regular season performance in which he completed 224 of 410 passes for 3,198 yards, an average of 267 yards per game, with 19 TD passes. Elway had four 300 yard passing games that year, a team record. He led all AFC quarterbacks in rushing for the fourth straight season was second on the team with a career-high 304 yards, scoring four times.

**1986:** Elway led the Broncos to their first AFC Championship in nine seasons in 1986, while earning his first Pro Bowl berth. He was honored with the Seattle Gold Helmet Award (Professional Football Player of the Year) and received the King of the Hill award from the Colorado Sports Hall of Fame, in addition to being named honorable

mention All-NFL (AP) and All-AFC (UPI-second team). Along with his 18 TD passes that year, Elway also scored on an 11 -yard run and a 23-yard pass reception from Steve Sewell that is the longest TD catch by a full-time starting QB in NFL history. His best statistical game of the season came against the Giants (11/23) when he passed for 336 yards and led the team with 51 yards rushing. Elway directed one of the greatest drives in NFL postseason history in pacing Denver to a 23-20 overtime win over Cleveland for the AFC title. He completed 22 of 38 passes for 244 yards and a TD, that coming on a five-yard strike to Mark Jackson that capped a 15-play, 98-yard drive that tied the game at the end of regulation. In overtime Elway drove the team 60 yards in nine plays to the winning field goal. In Super Bowl XXI Elway completed 22 of 37 passes for 304 yards and one TD, also scoring on a four-yard run.

**1985:** Elway took some spectacular steps forward in 1985, as the Stanford graduate rewrote the Denver record book Elway set Bronco single season records for attempts (605, which led the NFL and fell just four passes short of the NFL record of 609 held by Dan Fouts), completions (327, second in the NFL), passing yards (3,891, second in the NFL), total rushing and passing plays (656, first in the NFL), and total offense (4,414, also first in the league).

**1984:** Elway led the Broncos to a 12-2 record in his 14 regular season starts in 1984. He completed 214 of 380 passes for 2,598 yards, with 18 TDs and 15 interceptions. Not only was his passing a factor in his leadership of the offense, but he finished third on the team in rushing with 237 yards.

**1983:** Elway started 10 games in 1983, including the first five before being replaced by Steve DeBerg and five more after DeBerg was injured. While Elway did not have impressive stats as a rookie, finishing 17th among AFC passers, he carried a tremendous emotional burden, having come to the NFL as the most publicized college prospect since Joe Namath in 1965. Elway was the first player chosen in the 1983 draft and joined the Broncos by trade with Baltimore on May 2.

**COLLEGE:** John concluded his college career with five major NCAA Division 1-A records and nine major Pac-10 marks. Elway completed 62.1 percent of his career passes (774 of 1,243, both NCAA highs) for 9,349 yards and 77 touchdowns, while setting an NCAA record for the lowest percentage of passes intercepted in a career (3.13 percent). As a senior, John was a consensus All American and finished second in Heisman Trophy balloting while setting virtually every Pac-10 and Stanford career record for total offense and passing. A two-sport star, John played baseball for the New York Yankees' Oneonta (N.Y.) single-A farm club in 1982, hitting for a .318 average and knocking in a team-high 24 runs batted in. He was the Yankees' first selection in the 1981 summer draft. He hit .349 with nine homers and 50 RBI in 49 games in his final college baseball season as a sophomore. Elway has a degree in economics from Stanford.

**PERSONAL:** John and his wife Janet have four children, including three daughters, Jessica Gwen (10/17/85), Jordan Marie (6/1/87), Juliana (3/7/91), and a son, Jack (8/11/89). The family makes its home in Englewood, Colo. A native of Port Angeles, Wash., Elway was the most highly recruited prep athlete in the nation in 1979 and was listed on Parade, Scholastic Coach, Football News, and National Coaches Association All-America teams. He had an unparalleled football-baseball career at Granada Hills HS. John was 129 of 200 for 1,837 yards and 19 TDs as a senior, while leading the baseball team to the Los Angeles City championship with a .491 batting average and a 4-2 pitching record. He completed 60 percent of his high school passes for 5,711 yards and 49 TDs. The Kansas City Royals selected him in the 1979 summer draft, although he already had signed a national letter of intent with Stanford. John's father, Jack, coached his son in the East-West Shrine contest in which John earned Offensive MVP laurels, and is currently a member of the Broncos' scouting department.

# Professional Record

## PASSING

Year	Club	Games	Starts	Att.	Comp.	Pct.	Yds.	TD	Int.	Rating
1983	- Denver	11	10	259	123	47.5	1,663	7	14	54.9
1984	- Denver	15	14	380	214	56.3	2,598	18	15	76.8
1985	- Denver	16	16	605	327	54.0	3,891	22	23	70.0
1986	- Denver	16	16	504	280	55.6	3,485	19	13	79.0
1987	- Denver	16	12	410	224	54.6	3,198	19	12	83.4
1988	- Denver	15	15	496	274	55.2	3,309	17	19	71.3
1989	- Denver	15	15	416	223	53.6	3,051	18	18	73.7
1990	- Denver	16	16	502	294	58.6	3,526	15	14	78.5
1991	- Denver	16	16	451	242	53.7	3,253	13	12	68.3
1992	- Denver	12	12	316	174	55.1	2,242	10	17	65.7
1993	- Denver	16	16	551	348	63.2	4,030	25	10	92.8
TOTAL		160	158	4,890	2,723	55.7	34,246	183	167	75.9

## RUSHING

Year	Club	Att.	Yds.	Avg.	TD
1983	- Denver	28	146	5.2	1
1984	- Denver	56	237	4.2	1
1985	- Denver	51	253	5.0	0
1986	- Denver	52	257	4.9	1
1987	- Denver	66	304	4.6	4
1988	- Denver	54	234	4.3	1
1989	- Denver	48	244	5.1	3
1990	- Denver	50	258	5.2	3
1991	- Denver	55	255	4.6	6
1992	- Denver	34	94	2.8	2
1993	- Denver	44	153	3.5	0
TOTAL		538	2,435	4.5	22

**ADDITIONAL STATISTICS:** Fumbled six times and recovered three fumbles for minus one yard, 1983; fumbled 14 times and recovered seven fumbles, 1984; fumbled seven times and recovered three fumbles, 1985; fumbled seven times and recovered one fumble for minus four yards, caught one pass for 23 yards and a touchdown, 1986; fumbled twice, punted once for 31 yards, 1987; fumbled seven times, recovered five fumbles, punted three times for 117 yards, 1988; fumbled nine times, recovered two fumbles, and punted once for 34 yards; fumbled eight times, recovered one fumble, punted once for 37 yards, 1990; fumbled 11 times, recovered two fumbles, and caught a 24-yard pass, 1991; fumbled 12 times, recovered one fumble, 1992; fumbled 13 times, recovered nine fumbles for minus three yards, 1993.

## JOHN ELWAY GAME-BY-GAME

(Denver victories asterisked)

OPPONENT	ATT	COMP	YDS	PCT	TD	INT	SACKED/ YDS LOST	
1983								
at Pittsburgh*	(S) 8	1	14	.125	0	1	4/26	Inj. elbow
at Baltimore*	(S) 21	9	106	.429	0	0	3/19	Inj. elbow/ shoulder
vs Philadelphia	(S) 33	18	193	.545	1	2	3/17	
vs LA Raiders	(S) 11	6	71	.545	0	1	2/20	Concussion
at Chicago	(S) 10	4	36	.400	0	1	3/25	
at Houston*								
vs Cincinnati*								
vs San Diego*								
vs Kansas City*								
at Seattle	15	8	134	.553	1	0	2/17	DeBerg injured
at LA Raiders	(S) 31	11	190	.355	0	1	2/21	
vs Seattle								
at San Diego	(S) 28	14	147	.500	0	3	4/35	
vs Cleveland*	(S) 24	16	284	.667	2	1	0/0	
vs Baltimore*	(S) 44	23	345	.523	3	0	5/38	
at Kansas City	(S) 34	13	143	.382	0	4	0/0	
at Seattle	15	10	123	.667	0	1	0/0	AFC Wild Card
1984								
vs Cincinnati	(S) 13	8	127	.615	1	1	1/4	Inj. shoulder
at Chicago	3	2	11	.667	0	0	0/0	Limited Play
at Cleveland*	(S) 35	15	170	.429	2	1	1/6	
vs Kansas City*	(S) 29	17	172	.586	0	2	4/15	
vs LA Raiders*	(S) 26	14	139	.538	0	1	2/18	
at Detroit*	(S) 22	16	210	.727	1	1	3/31	
vs Green Bay*	(S) 20	11	101	.550	0	1	0/0	
at Buffalo*	(S) 23	12	148	.552	2	0	1/1	
at LA Raiders*								Inj. Shoulder
vs New England*	(S) 40	26	315	.650	3	1	3/24	

at San Diego*	(S) 35	19	188	.543	0	0	3/11	
vs Minnesota*	(S) 19	16	218	.842	5	0	0/0	
vs Seattle	(S) 27	15	275	.556	2	1	2/17	
at Kansas City	(S) 36	16	183	.444	1	1	3/19	
vs San Diego*	(S) 31	18	193	.581	0	1	1/12	
at Seattle*	(S) 21	9	148	.429	1	4	0/0	
vs Pittsburgh	(S) 37	19	184	.513	2	2	4/37	AFC Divisional Playoff

## 1985

at LA Rams	(S) 38	18	229	.474	2	1	2/15	
vs New Orleans*	(S) 43	28	353	.651	4	1	3/26	
at Atlanta*	(S) 38	19	291	.500	3	2	2/11	
vs Miami	(S) 37	18	250	.486	0	1	3/24	
vs Houston*	(S) 35	17	256	.486	3	3	2/15	
at Indianapolis*	(S) 36	17	239	.472	0	1	2/16	
vs Seattle*	(S) 43	22	166	.512	0	0	4/23	
at Kansas City*	(S) 20	13	116	.650	0	0	2/5	
at San Diego	(S) 35	20	222	.571	0	2	4/45	
vs San Francisco*	(S) 42	20	215	.476	2	1	0/0	
vs San Diego*	(S) 50	28	261	.560	1	2	3/21	
at LA Raiders	(S) 32	19	164	.594	3	0	4/26	
at Pittsburgh*	(S) 41	24	238	.585	1	1	0/0	
vs LA Raiders	(S) 36	18	158	.500	1	3	3/38	
vs Kansas City*	(S) 37	22	301	.595	1	5	0/0	
at Seattle*	(S) 42	24	432	.571	1	0	5/47	

## 1986

vs LA Raiders*	(S) 35	21	239	.600	2	0	2/18	
at Pittsburgh*	(S) 38	21	243	.553	3	0	1/8	
at Philadelphia*	(S) 12	7	96	.583	1	0	3/25	
vs New England*	(S) 34	18	188	.529	1	1	1/5	
vs Dallas*	(S) 24	12	200	.500	3	0	1/2	
at San Diego*	(S) 34	20	242	.588	1	1	0/0	
at NY Jets	(S) 28	13	145	.464	0	1	5/27	Concussion
vs Seattle*	(S) 32	18	321	.563	1	1	0/0	
at LA Raiders*	(S) 12	11	141	.916	1	0	2/9	
vs San Diego	(S) 31	13	196	.419	0	3	2/12	
vs Kansas City*	(S) 29	15	196	.517	0	0	4/34	
at NY Giants	(S) 47	29	336	.617	0	2	2/11	
vs Cincinnati*	(S) 34	22	228	.647	3	0	1/9	
at Kansas City	(S) 42	23	246	.548	1	4	5/43	
vs Washington*	(S) 35	20	282	.571	1	0	3/23	
at Seattle	(S) 37	17	186	.541	1	0	1/7	
vs New England*	(S) 32	13	257	.406	1	2	1/4	AFC Divisional Playoff

vs Cleveland*	(S) 38	22	244	.579	1	1	2/19	AFC Champ- ionship Game
vs NY Giants	(S) 37	22	304	.595	1	1	3/26	Super Bowl XXI

## 1987

vs Seattle*	(S) 32	22	338	.688	4	1	0/0	
at Green Bay	(S) 48	30	285	.625	0	3	1/4	
vs Houston								NFL Strike
vs L.A. Raiders*								NFL Strike
at Kansas City								NFL Strike
at Minnesota	(S) 39	22	245	.564	2	1	5/39	
vs Detroit*	(S) 30	16	246	.533	1	0	1/9	
at Buffalo	(S) 30	13	163	.433	1	0	3/24	
vs Chicago*	(S) 40	21	341	.525	3	2	0/0	
at LA Raiders*	(S) 29	16	298	.552	1	0	2/22	
at San Diego*	(S) 32	21	347	.656	3	1	0/0	
vs New England*	(S) 37	17	265	.459	2	1	2/6	
at Seattle	(S) 42	21	335	.500	1	2	4/20	
vs Kansas City*	(S) 31	18	237	.581	1	0	1/11	
vs San Diego*	(S) 20	7	98	.350	0	1	2/12	
vs Houston*	(S) 25	14	259	.560	2	1	1/4	AFC Divisional Playoff

vs Cleveland*	(S) 26	14	281	.538	3	1	2/25	AFC Championship
vs Washington	(S) 38	14	257	.368	1	3	5/50	Super Bowl XXII

## 1988

vs Seattle	(S) 45	21	259	.467	2	2	3/33	
vs San Diego*	(S) 28	17	259	.607	2	0	1/0	
at Kansas City	(S) 32	15	213	.469	0	2	0/0	
vs LA Raiders	(S) 28	14	220	.500	1	4	2/11	
at San Diego*	(S) 29	17	184	.586	0	1	4/22	
at San Francisco*	(S) 39	21	210	.538	1	2	5/43	
vs Atlanta*	(S) 26	16	235	.615	1	0	2/15	Sprained R ankle
at Pittsburgh								DID NOT PLAY—SPRAINED ANKLE
at Indianapolis	(S) 27	15	158	.556	1	0	3/30	
vs Kansas City*	(S) 28	14	183	.500	1	2	1/6	
vs Cleveland*	(S) 30	21	207	.700	2	0	0/0	
at New Orleans	(S) 36	18	166	.500	0	1	1/9	
vs LA Rams*	(S) 36	21	272	.583	3	1	1/9	
at LA Raiders	(S) 49	29	324	.592	2	3	3/27	
at Seattle	(S) 34	21	270	.618	1	0	4/32	
vs New England*	(S) 29	14	149	.483	0	1	0/0	

## 1989

vs Kansas City*	(S) 28	16	150	.571	1	2	0/0	
at Buffalo*	(S) 28	15	207	.517	1	2	2/26	
vs LA Raiders*	(S) 23	11	131	.478	2	1	1/18	
at Cleveland	(S) 19	6	198	.316	1	1	4/37	
vs San Diego*	(S) 35	19	199	.543	0	1	3/20	



OPPONENT	ATT	COMP	YDS	PCT	TD	INT	SACKED/ YDS LOST
vs. Indianapolis*	(S) 25	13	150	.520	0	1	0/0
at Seattle*	(S) 35	18	344	.514	2	0	4/28
vs. Philadelphia	(S) 39	19	278	.487	2	3	7/62
vs. Pittsburgh*	(S) 21	14	261	.667	1	2	3/30
at Kansas City*	(S) 22	11	133	.500	0	1	2/21
at Washington*	DID NOT PLAY—FLU						
vs. Seattle*	(S) 19	10	217	.526	4	0	0/0
at LA Raiders	(S) 36	23	197	.639	0	2	3/21
vs. NY Giants	(S) 47	23	292	.489	1	0	1/8
at Phoenix*	(S) 29	20	247	.690	2	2	2/14
at San Diego	(S) 10	5	47	.500	1	0	3/13
vs. Pittsburgh*	(S) 20	12	239	.600	1	1	1/13
vs. Cleveland*	(S) 36	20	385	.556	3	0	1/8
vs. San Francisco	(S) 26	10	108	.385	0	2	4/30
1990							
LA Raiders	(S) 31	14	157	.451	0	2	5/39
vs. Kansas City*	(S) 30	14	263	.467	0	0	2/13
vs. Seattle*	(S) 40	30	297	.750	3	0	2/16
at Buffalo	(S) 28	15	221	.536	1	2	2/19
vs. Cleveland	(S) 33	16	175	.485	0	2	0/0
vs. Pittsburgh	(S) 36	17	194	.472	0	0	3/16
at Indianapolis*	(S) 30	21	317	.700	2	0	3/24
at Minnesota	(S) 10	8	88	.800	1	0	2/11
at San Diego	(S) 30	17	171	.567	1	2	2/17
vs. Chicago	(S) 41	24	262	.585	0	1	6/40
at Detroit	(S) 36	24	243	.667	0	1	3/32
vs. LA Raiders	(S) 31	20	241	.645	2	1	2/15
at Kansas City	(S) 36	24	328	.667	2	1	5/28
vs. San Diego*	(S) 29	16	248	.621	2	0	3/15
at Seattle	(S) 35	18	171	.517	0	2	3/26
vs. Green Bay*	(S) 26	14	160	.538	1	0	0/0
1991							
vs. Cincinnati*	(S) 28	18	262	.643	2	0	0/0
at LA Raiders	(S) 29	15	240	.517	1	0	5/26
vs. Seattle*	(S) 32	19	252	.594	1	0	1/6
vs. San Diego*	(S) 28	17	218	.607	0	1	1/2
at Minnesota*	(S) 22	8	82	.364	0	0	3/19
at Houston	(S) 42	24	301	.571	2	1	5/54
vs. Kansas City*	(S) 27	14	270	.519	1	0	5/41
at New England*	(S) 27	15	154	.556	0	0	1/13
vs. Pittsburgh*	(S) 23	10	140	.435	0	1	1/10
vs. LA Raiders	(S) 31	13	191	.419	1	2	1/8
at Kansas City*	(S) 20	9	134	.450	1	0	6/47
at Seattle	(S) 23	13	132	.565	0	2	5/20
vs. New England*	(S) 25	18	215	.720	1	0	1/6
at Cleveland*	(S) 29	16	221	.552	2	1	4/21
vs. Phoenix*	(S) 33	19	245	.576	1	3	1/2
at San Diego*	(S) 32	14	196	.438	0	1	5/30
vs. Houston*	(S) 33	19	257	.576	1	1	0/0
at Buffalo	(S) 21	11	121	.524	0	1	3/24
1992							
vs. LA Raiders*	(S) 24	10	171	.417	0	1	4/18
vs. San Diego*	(S) 24	14	186	.583	2	1	2/24
at Philadelphia	(S) 18	8	59	.444	0	1	3/15
at Cleveland*	(S) 17	10	157	.588	0	1	5/45
vs. Kansas City*	(S) 38	23	311	.605	2	0	5/32
at Washington	(S) 32	15	128	.469	0	2	5/36
vs. Houston*	(S) 21	13	192	.619	1	0	4/40
at San Diego	(S) 39	21	260	.538	2	3	0/0
vs. NY Jets*	(S) 33	18	261	.545	1	2	0/0
vs. NY Giants*	(S) 9	6	96	.667	1	1	0/0
at LA Raiders	DID NOT PLAY—BRUISED RIGHT SHOULDER						
at Seattle	DID NOT PLAY—BRUISED RIGHT SHOULDER						
vs. Dallas	DID NOT PLAY—BRUISED RIGHT SHOULDER						
at Buffalo	DID NOT PLAY—BRUISED RIGHT SHOULDER						
vs. Seattle*	(S) 29	20	210	.690	0	3	2/6
at Kansas City	(S) 32	16	211	.500	1	2	6/56
1993							
at New York Jets*	(S) 29	20	269	.689	2	0	2/15
vs. San Diego*	(S) 34	24	294	.706	2	1	1/10
at Kansas City	(S) 45	28	300	.622	1	1	0/0
vs. Indianapolis*	(S) 30	20	230	.667	2	0	1/2
at Green Bay	(S) 59	33	367	.559	1	1	4/34
vs. LA Raiders	(S) 30	16	188	.533	2	1	7/67
vs. Seattle*	(S) 36	23	255	.639	2	1	2/16
at Cleveland*	(S) 23	17	244	.739	3	0	1/11
vs. Minnesota	(S) 40	30	290	.750	2	1	4/40
vs. Pittsburgh*	(S) 25	18	276	.720	1	0	2/19
at Seattle*	(S) 37	20	226	.540	1	1	4/20
at San Diego	(S) 32	14	171	.437	0	1	5/34
vs. Kansas City*	(S) 30	20	221	.667	3	2	2/17
at Chicago*	(S) 24	14	113	.583	0	0	3/8
vs. Tampa Bay	(S) 41	26	225	.634	0	0	1/0
at LA Raiders	(S) 36	25	361	.694	3	0	0/0
at LA Raiders	(S) 47	29	302	.617	3	1	1/5

AFC Divisional  
Playoff  
AFC Champi-  
onship Game  
Super Bowl XXIV

Inj. toe and arch

AFC Divisional  
Playoff Game  
AFC Champi-  
onship Game

Inj. R shoulder

AFC Wild Card

## SINGLE GAME HIGHS

(Postseason in parenthesis)

**Most pass attempts** — 59 at Green Bay, 10/10/93 (47 at LA Raiders, 1/9/94). **Most pass completions** — 33 at Green Bay, 10/10/93 (29 at LA Raiders, 1/9/94). **Most yards passing** — 432 at Seattle, 12/20/85 (385 vs. Cleveland, 1/14/90). **Highest comp. pct.** — .916 (11 of 12) at LA Raiders, 11/2/86 (.667 at Seattle, 12/24/83). **Most touchdown passes** — 5 vs. Minnesota, 11/18/84 (3 at Los Angeles Raiders, 1/9/94, and vs. Cleveland, 1/14/90, and vs. Cleveland, 1/17/88). **Most interceptions** — 5 vs. Kansas City, 12/14/85 (3 vs. Washington, 1/31/88). **Longest pass completion** — 80t to Marshall vs. NY Jets, 11/8/92 (80t to M. Jackson vs. Cleveland, 1/17/88). **Most rushing attempts** — 11 vs. Kansas City, 12/18/87 (11 vs. Cleveland, 1/17/88). **Most rushing yards** — 52 vs. LA Raiders, 12/2/90 (56 at Cleveland, 1/11/86). **Most rushing TDs** — 2 vs. Detroit, 11/1/87 and vs. Cincinnati, 9/1/91 (1 — four times). **Longest runs** — 31 at Buffalo, 9/18/89 (34 at Cleveland, 1/11/87). **Most total rushing and passing yards** — 432 (0 rush, 432 pass) at Seattle, 12/20/85; 424 (39 rush, 385 pass) vs. Cleveland, 1/14/90.

## JOHN ELWAY'S TOUCHDOWN TARGETS

(Regular Season)

35 — Vance Johnson  
21 — Mark Jackson  
16 — Steve Watson  
13 — Shannon Sharpe  
10 — Steve Sewell  
9 — Butch Johnson  
8 — Clarence Kay, Clint Sampson, Michael Young  
7 — Gene Lang, Sammy Winder  
6 — Ricky Nattiel  
5 — Gerald Willhite  
4 — Orson Mobley, Derek Russell  
3 — R. Johnson, Arthur Marshall, Glyn Milburn  
2 — Mel Bratton, R. Johnson, Rick Massie, Jim Wright  
1 — Ray Alexander, Bobby Humphrey, Jesse Myles, Rick Parros, Reggie Rivers, Dave Studdard, Cedric Tillman

## JOHN ELWAY / CAREER DRIVE ENGINEERING

Season	Drives Started	TD	FG	FGA	PNT	DWN	TRN	SAF	CLK	RPL
1983	108	11	8	1	52	4	23	0	7	2
1984	162#	29	16	5	70	1	26	0	15	1
1985	215	42	23	15	92	4	29	0	9	1
1986	167	38	20	8	81	2	23	2	13	0
1987	139	34	17	7	47	4	21	0	9	0
1988	171	30	20	12	63	5	29	1	11	0
1989	163	32	24	5	66	4	25	0	7	0
1990	169	34	22	9	59	4	29	0	11	1
1991	176	29	26	9	73	6	21	0	11	1
1992	132	18	15	4	59	2	26	0	8	0
1993	185	41	26	9	66	7	21	1	14	0
TOTALS	1807	338	217	84	728	43	273	4	115	6

Season	Points Yielded	Pts./ Drive	Drive Efficiency*
1983	101	0.94	17.6%
1984	248	1.53	27.8%
1985	360	1.67	30.2%
1986	325	1.74	31.0%
1987	289	2.08	36.7%
1988	270	1.58	29.2%
1989	296	1.81	34.3%
1990	302	1.79	33.1%
1991	280	1.59	31.3%
1992	171	1.30	25.0%
1993	364	1.97	36.2%
TOTALS	3006	1.66	30.7%

(\*—the second number is the percentage the quarterback has put his team in position to score, allowing for missed field goal and subtracting those drives ended by the clock and replaced due to injury. #—drives for 1984 add to one more than drives started because Elway replaced Kubiak on one drive.)

### NOTES:

- For his career, he has directed Denver to scores in better than 3 in 10 drives; when you adjust the figure as stated above, the figures work to 38 in 100.
- In 1,807 career drives, started, he has been replaced only six times due to injury (based on if a replacement QB earned at least one first down on the drive; that's 0.0033 percent, or 3 in 1,000).
- As far as drive efficiency was concerned, Elway had his best season in 1993 (he had better numbers only in 1987, but that was a strike year).



# JOHN ELWAY VS. THE NFL

(Regular season only)

	W-L	ATT	COMP	YDS	PCT	TD	INT	SK/YDS
Kansas City	13-7	626	341	4311	54	17	29	53/388
LA Raiders	6-13	560	306	3811	55	22	23	52/422
San Diego	14-7	646	357	4327	55	17	26	49/335
Seattle	12-7	657	369	4968	56	28	20	48/334
<b>AFC West</b>	<b>45-34</b>	<b>2489</b>	<b>1373</b>	<b>17417</b>	<b>55</b>	<b>84</b>	<b>98</b>	<b>202/1479</b>
Cincinnati	3-0	75	48	617	64	6	1	2/13
Cleveland	6-2	210	117	1656	56	12	7	15/120
Houston	2-1	97	54	749	56	6	4	11/109
Pittsburgh	6-1	192	105	1366	55	6	5	14/109
<b>AFC Central</b>	<b>17-4</b>	<b>574</b>	<b>324</b>	<b>4388</b>	<b>56</b>	<b>30</b>	<b>17</b>	<b>42/351</b>
Buffalo	2-2	109	55	739	51	5	4	8/80
Balt./Ind.	6-1	213	118	1545	55	8	2	17/129
Miami	0-1	37	18	250	49	0	1	3/24
New England	6-0	192	108	1286	56	7	4	8/54
NY Jets	2-1	90	51	675	57	3	3	7/42
<b>AFC East</b>	<b>16-5</b>	<b>641</b>	<b>423</b>	<b>4495</b>	<b>66</b>	<b>23</b>	<b>14</b>	<b>43/319</b>
<b>AFC Totals</b>	<b>78-43</b>	<b>3704</b>	<b>2120</b>	<b>26300</b>	<b>57</b>	<b>137</b>	<b>129</b>	<b>287/2149</b>
Atlanta	2-0	64	35	526	55	4	2	4/26
LA Rams	1-1	74	39	501	53	5	2	3/24
New Orleans	1-1	79	46	519	58	4	2	4/35
San Francisco	2-0	81	41	425	51	3	3	5/43
<b>NFC West</b>	<b>6-2</b>	<b>298</b>	<b>161</b>	<b>1971</b>	<b>54</b>	<b>16</b>	<b>9</b>	<b>16/128</b>
Chicago	2-2	118	65	763	55	3	4	12/73
Detroit	2-1	88	56	699	64	2	2	7/72
Green Bay	2-1-1	153	88	913	58	2	5	5/38
Minnesota	2-3	130	84	923	65	10	2	14/109
Tampa Bay	0-1	41	26	225	63	0	0	1/0
<b>NFC Central</b>	<b>8-0-1</b>	<b>530</b>	<b>319</b>	<b>3523</b>	<b>60</b>	<b>17</b>	<b>13</b>	<b>39/292</b>
Dallas	1-0	24	12	200	50	3	0	1/2
NY Giants	1-2	103	58	724	56	2	3	3/19
Philadelphia	1-3	102	52	626	51	4	6	16/119
Phoenix	2-0	62	39	492	63	3	5	3/16
Washington	1-1	67	35	410	52	1	3	8/59
<b>NFC East</b>	<b>6-6</b>	<b>358</b>	<b>196</b>	<b>2452</b>	<b>55</b>	<b>13</b>	<b>16</b>	<b>31/215</b>
<b>NFC Totals</b>	<b>20-16-1</b>	<b>1186</b>	<b>676</b>	<b>7946</b>	<b>57</b>	<b>46</b>	<b>38</b>	<b>86/635</b>
<b>NFL Totals</b>	<b>98-59-1</b>	<b>4890</b>	<b>2796</b>	<b>34246</b>	<b>57</b>	<b>183</b>	<b>167</b>	<b>373/2784</b>
HOME	62-18	2508	1426	18272	57	110	83	152/1148
ROAD	36-41-1	2382	1370	15974	58	73	84	221/1638
GRASS	80-34-1	3622	2037	25626	56	147	123	253/1878
TURF	18-25-0	1268	759	8620	60	36	44	120/906

## JOHN ELWAY FOURTH-QUARTER HEROICS

In his career (1983-93) John Elway has engineered 32 fourth-quarter, game-saving drives for the Broncos, and the team has a record of 31-0-1 in those contests. Those games include:

- 25 fourth-quarter, game-winning drives (marked below with an asterisk). The Broncos have scored the winning points 17 times with less than three minutes remaining, 14 times under two minutes, and eight times with less than a minute left.
- seven fourth-quarter, game-tying drives. Denver went on to win six of those contests in regulation or overtime, and one game ended tied. The Broncos won in regulation vs. New England (11/4/84) and at Seattle (12/20/85). In overtime, Elway directed the game-winning drive in the AFC Championship Game at Cleveland (1/11/87), while the defense and special teams set up OT wins vs. San Diego (11/17/85), at San Francisco (10/9/88), and at Seattle (10/22/89). The game at Green Bay (9/20/87) ended in a tie.

\*1983 vs. Baltimore – Throws three fourth-quarter TD passes, the last a 26-yarder to Gerald Willhite with 0:44 left in 21-19 win.

1984 vs. New England – Directs eight-play, 78-yard drive for seven-yard TD pass to Butch Johnson with 4:03 left to tie score at 19-19; Dennis Smith returns a fumble 64 yards for TD with 1:45 left in a 26-19 win.

\*1984 at San Diego – Directs 10-play, 77-yard drive for Sammy Winder one-yard TD run with 0:38 left in 16-13 win.

\*1984 vs. San Diego – Directs 12-play, 40-yard drive for Rich Karlis field goal with 2:08 left in 16-13 win.

\*1985 vs. Atlanta – Directs three scoring drives (two TDs, one FG) in fourth quarter, erasing 28-27 deficit, in 44-28 win.

\*1985 vs. San Francisco – Directs nine-play, 63-yard drive for Rich Karlis 24-yard field goal with 1:27 left in 17-16 win.

1985 vs. San Diego – Directs seven-play, 48-yard drive for Rich Karlis 34-yard field goal with 0:05 left to tie San Diego; Denver wins 30-24 on Louis Wright's 60-yard TD return of a blocked field goal in OT.

\*1985 at Pittsburgh – Directs seven-play, 58-yard drive for Steve Sewell two-yard TD run with 1:45 left, taking a 24-23 lead; Mike Harden returns an interception 42 yards for a score for 31-23 win.

\*1985 vs. Kansas City – Directs eight-play, 59-yard drive for Sammy Winder one-yard TD run with 0:22 left in 14-13 win.

1985 at Seattle – Directs eight-play, 80-yard drive for Steve Sewell one-yard run to tie game at 24-24 with 2:35 remaining; then passes for 27 yards to start a five-play, 34-yard drive (Gary Kubiak takes over when Elway is injured) for a Rich Karlis 43-yard field goal with 0:55 remaining in 27-24 win.

\*1986 vs. L.A. Raiders – Directs nine-play, 39-yard drive for seven-yard pass to Gene Lang with 5:11 left in 38-36 win.

1986 at Cleveland (AFC Championship Game, 1/12/87) – Directs 15-play, 98-yard drive for five-yard TD pass to Mark Jackson with 0:39 left to tie game 20-20; in Denver's first OT possession, directs 60-yard drive for Rich Karlis 33-yard FG in 23-20 win.

1987 at Green Bay – Directs 18-play, 80-yard drive for Steve Sewell one-yard run with 5:53 remaining to tie game at 17-17; game ends in an overtime tie.

\*1987 vs. Chicago – Directs eight-play, 61-yard drive for Steve Sewell four-yard TD run with 4:58 left in 31-29 win.

\*1987 vs. New England – Directs six-play, 74-yard drive for two-yard TD pass to Mark Jackson with 12:41 left for 24-20 lead; Mark Haynes later returns an interception for 14 yards and a score in 31-20 win.

\*1987 vs. Cleveland (AFC Championship Game, 1/17/88) – Directs five-play, 75-yard drive for 20-yard TD pass to Sammy Winder with 4:01 left for 38-31 lead; after safety and Ernest Byner fumble, Denver wins 38-33.

1988 at San Francisco – Directs nine-play, 58-yard drive for eight-yard TD pass to Vance Johnson with 8:37 left to tie game 13-13; Broncos win in overtime when Steve Wilson's interception sets up Rich Karlis 22-yard field goal 8:11 into overtime.

\*1989 vs. San Diego – Directs 11-play, 74-yard drive for Bobby Humphrey 17-yard TD run with 1:03 left in 16-10 win.

1989 at Seattle – Throws 54-yard TD pass to Vance Johnson 2:19 left (only play of drive) to tie game 21-21; Dennis Smith interception sets up David Treadwell's 27-yard field goal at 7:14 of OT for 24-21 win.

\*1989 at Kansas City – Directs 10-play, 72-yard drive for David Treadwell 26-yard FG with 0:01 left in 16-13 win.

\*1989 vs. Pittsburgh (Playoffs, 1/7/90) – Directs nine-play, 71-yard drive for Melvin Bratton one-yard run with 2:27 left in 24-23 win.

\*1990 vs. Kansas City – Directs 10-play, 79-yard drive for David Treadwell 22-yard FG with 0:00 left for 24-23 win.

\*1990 at Indianapolis – Directs nine-play, 58-yard drive for David Treadwell 42-yard FG to break tie with 3:45 left; then directs five-play, 56-yard drive for Steve Sewell two-yard run with 1:41 left in 27-17 win.

\*1991 vs. Kansas City – Directs seven-play, 70-yard drive for David Treadwell 27-yard field goal with 2:37 left in 19-16 win.

\*1991 at New England – Directs nine-play, 42-yard drive for David Treadwell 34-yard field goal with 1:56 left in 9-6 win.

\*1991 at Cleveland – Directs 16-play, 64-yard drive for six-yard TD pass to Vance Johnson with 8:54 left to break 7-7 tie; then directs six-play, 66-yard drive for David Treadwell 37-yard field goal with 3:29 remaining in 17-7 win.

\*1991 vs. Phoenix – Directs six-play, 66-yard drive for Elway's four-yard TD run with 1:46 left in 24-19 win.

\*1991 vs. Houston (Playoffs, 1/4/92) – Directs 12-play, 87-yard drive for David Treadwell 28-yard field goal with 0:20 left in 26-24 win.

\*1992 vs. L.A. Raiders – Directs seven-play, 85-yard drive for Reggie Rivers one-yard TD run with 0:55 left in 17-13 win.

\*1992 vs. Kansas City – Directs 14-play, 80-yard drive for 25-yard pass to Mark Jackson with 1:55 left to pull Denver within six points at 19-13; after a 28-yard punt return, directs a three-play, 27-yard drive for a 12-yard TD pass to Vance Johnson with 0:38 left in 20-19 win.

\*1992 vs. Houston – Directs three-play, 80-yard drive for Reggie Rivers 20-yard TD run with 1:34 left in 27-21 win.

\*1993 vs. Kansas City – Directs three-play, 11-yard drive for six-yard TD pass to Shannon Sharpe with 10:34 left in 27-21 win.

## No. 88 GERALD (JERRY) KRISTEN EVANS *Tight End*



**Birthdate** – September 28, 1968  
**Birthplace** – Lorain, OH  
**Residence** – Lorain, OH  
**How Acquired** – FA, 1993  
**College** – Toledo  
**High School** – Admiral King HS, Lorain, OH  
**Height** – 6-5  
**Weight** – 260  
**Pro Year** – 2nd  
**Year with Broncos** – 2nd

Jerry Evans was signed as a free agent in the 1993 offseason and filled in nicely when called upon during the season. He played primarily on special teams, but did start in the San Diego (12/5) game at tight end. **1992:** Evans spent the entire year on the Green Bay Packers' practice squad. **1991:** Evans was drafted by the Arizona Cardinals in the eighth round from the University of Toledo and spent some time on the team's practice squad. After being released, he was signed to the Packers' practice squad.

**COLLEGE:** Evans was an All-Mid American Conference selection and team MVP his senior year at Toledo. His collegiate career totals were 114 catches for 1,410 yards and seven touchdowns. Evans was a four year letterman and majored in geography during his college days.

**PERSONAL:** Jerry is single and makes his off season home in Lorain, Ohio. He was an all-league and all-county selection as a tight end and defensive end at Admiral King HS in Lorain. He lettered four times in football, three in baseball and once in basketball.

### Professional Record

#### RECEIVING

Year	Club	Games	Starts	No.	Yds.	Avg.	TD
1993	Denver	14	1	0	0	0.0	0
TOTAL		14	1	0	0	0.0	0

## No. 73 SIMON RAYNARD FLETCHER *Linebacker/Defensive End*



**Birthdate** – February 18, 1962  
**Birthplace** – Bay City, Tex.  
**Residence** – Aurora, Colo.  
**How Acquired** – Draft #2b, 1985  
**College** – Houston  
**High School** – Bay City HS, Bay City, Tex.  
**Height** – 6-6  
**Weight** – 240  
**Pro Year** – 10th  
**Year with Broncos** – 10th

Simon Fletcher continued to be a force at the linebacker position in 1993, being selected second team All-NFL (Football Digest). Fletcher was rewarded for his efforts by his teammates, being selected as the Broncos' defensive MVP for the second straight season and the third time in his career. He led the Broncos in sacks for the sixth straight season, posting 13.5 for the year. Fletcher's 13.5

sacks in 1993 tied for the second highest season totals in team history. The season sack record of 16 was set by Fletcher in 1992, and the 13.5 second place record was set by Fletcher in 1991. He now holds the all-time career sack mark with 85.5, surpassing Rulon Jones' 73.5 sack record in the home opener versus San Diego (9/12). Fletcher's 10th straight game with a sack at Kansas City (9/20) set a professional record for consecutive games with a sack. Fletcher had sacks in the last seven games of 1992 and the first three of 1993. Fletcher finished the season with 62 solo and 37 assisted tackles, one fumble recovery and three forced fumbles, while recording four two sack games (Pittsburgh 11/21, Seattle 11/28, Chicago 12/18 and Tampa Bay 12/26). **1992:** In 1992 Fletcher earned his second career team defensive MVP award after recording 16 sacks to set a new single season record for the club. He broke the previous mark of 13.5, set in 1986 by Jones and tied by Fletcher in 1991. His total ranked second in the AFC behind San Diego's Leslie O'Neal, who had 17, and was the fourth highest mark in the NFL. He was Denver's sack leader in each of the past five seasons, also a first in team annals, and shares the team single-game sack record of four with Karl Mecklenburg. Having never missed a game in his pro career, Fletcher is second among all active Broncos in consecutive games in consecutive games played (124) and started (95). Last year he led the team with five forced fumbles and topped all non-defensive backs with nine passes defended. He registered 64 tackles and 35 assists as well. He had at least one sack in each of the last seven games of the campaign, including three and one-half at Seattle (11/30) and two each vs. the Giants (11/15), Seahawks (12/20), and Chiefs (12/27). In addition, Fletcher had two and one-half sacks in Denver's victory over Houston (10/18), a game in which he also broke up two passes and forced a fumble. **1991:** Fletcher led the Broncos in sacks in 1991 for the fourth straight season, the first player in team history to accomplish that feat. His 13.5 sacks tied the club record set by Rulon Jones in 1986 and ranked second in the AFC. That season Fletcher had at least a half sack in the final 10 regular season games and had two-sack performances vs. Pittsburgh (11/3) and at San Diego (12/22). In addition to the sacks, he also posted 46 tackles, 43 assists, three passes defended, two forced fumbles, and a fumble recovery. Fletcher was named AFC Defensive Player of the Month for December. In postseason play he registered 14 total tackles and Denver's only sack. **1990:** In 1990 Fletcher led Denver with 11 sacks, and had 55 tackles, 42 assists, a team-high four forced fumbles, a fumble recovery, and a pass defended. At Minnesota (11/4) he tied a team record with four sacks and he had two games in which he forced two fumbles. **1989:** Fletcher set a new career high and ranked fourth in the AFC with 12 sacks in 1989. He had two or more sacks in three games, including a two and one-half sack performance at Cleveland (10/1). In addition, that year he had 61 first hits, 44 assists, three forced fumbles, two passes defended, and a fumble recovery. He had 13 total tackles at Seattle (10/22) and 12 at Kansas City (11/12). **1988:** Fletcher had a tremendous season in 1988 and was voted Denver's Most Valuable Defensive Player by his teammates. He led the team with a career high nine quarterback sacks, a figure tied for sixth in the AFC. Three times in 1988 Fletcher was named the Broncos' overall player of the game and was honored as the defensive player of the game twice. Against Cleveland (11/13) Fletcher posted 11 total tackles, including two sacks, and he forced and recovered a fumble. In addition to the nine sacks, Fletcher's season totals show 115 total tackles, his first interception as a professional, and six passes defended. **1987:** He had a fine season in 1987 as Denver's starting strong outside linebacker, his first campaign ever as a linebacker. Bronco coaches moved him from defensive end after the 1986 season to take advantage of his size and ability to drop off into pass coverage. Fletcher's top performances in the 1987 regular season included an 11-tackle, one-sack game against Green Bay (9/20), a 12-tackle game against the Raiders (11/22), and a strong performance vs. Kansas City (12/19) in which he netted two quarterback sacks fumble

recovery. He closed out regular season play with 49 first hits, 21 assists, and four sacks. Fletcher was impressive in post-season play, registering 10 first hits in Super Bowl XXII (1/31) and five first hits and a sack in the AFC Championship Game vs. Cleveland (1/17), while posting six quarterback harassments in the three games. **1986:** He played in every game in 1986, starting twice (at Philadelphia on 9/21 and as an outside linebacker vs. Washington on 12/13) and finishing the campaign with 43 tackles, two passes defended, and two fumble recoveries. Fletcher blocked a key field goal attempt in a Bronco win over the Raiders (11/2) and deflected an extra point in Denver's one-point win over the Redskins (12/13). He saw action in both AFC playoff games and in Super Bowl XXI, contributing seven tackles and two assists during post-season play. **1985:** Fletcher played in all 16 games in 1985 and increased his playing time as the season went on, making his first pro start at Pittsburgh (12/1). Denver's second pick in the second round, Fletcher finished the season with 17 total tackles and one quarterback sack, that coming in the season finale at Seattle (12/20).

**COLLEGE:** Simon was a three-year starter at the University of Houston, where he posted 209 total tackles, including 30 tackles for losses and 14 quarterback sacks. Fletcher also defended 10 passes during a career in which he started 33 of the 37 games in which he played for the Cougars. As a senior he had 11 tackles for losses and eight sacks despite playing the last six games with a pinched nerve in his shoulder. He started at both right tackle (1982 and 1984) and right end (1983) during his college career, which he closed out with a Cotton Bowl appearance against Boston College.

**PERSONAL:** Simon is married (Pinkie) and has two daughters, Ashley Nicole (1/12/84) and Neomi Patrice (1/25/88), and the family makes its home in Aurora, Colo. He earned letters in both football and track at Bay City HS, and has an older brother who played football at Texas A&I.

#### Professional Record

##### TACKLES

Year	Club	Games	Starts	Tackles	Assists	Total	Sacks
1985	Denver	16	1	12	5	17	1.0
1986	Denver	16	2	26	17	43	5.5
1987	Denver	12	12	49	21	70	4.0
1988	Denver	16	16	79	36	115	9.0
1989	Denver	16	16	61	44	105	12.0
1990	Denver	16	16	55	42	97	11.0
1991	Denver	16	16	46	43	89	13.5
1992	Denver	16	16	64	35	99	16.0
1993	Denver	16	16	62	37	99	13.5
TOTAL		140	111	454	280	734	85.5

**ADDITIONAL STATISTICS:** Recovered two fumbles and blocked a field goal, 1986; recovered one fumble, 1987; recovered one fumble, and intercepted one pass, 1988; recovered one fumble 1989; recovered one fumble and blocked one punt, 1990; recovered one fumble, 1991; recovered one fumble and forced three fumbles 1993.

## No. 68 RUSSELL WILLIAMS FREEMAN

**Tackle**



**Birthdate** – September 2, 1969

**Birthplace** – Homestead, Pa.

**Residence** – Homestead, Pa.

**How Acquired** – FA, 1992

**College** – Georgia Tech

**High School** – Taylor Allderice HS,

Pittsburgh, Pa.

**Height** – 6-6

**Weight** – 272

**Pro Year** – 3rd

**Year with Broncos** – 3rd

Russell Freeman gained a lot of confidence with his play throughout the 1993 season, making a successful switch from the left tackle position he played in 1992, to right tackle after the Gary Zimmerman acquisition. He started every game in which he played in 1993, becoming a vital part of an offensive line that allowed quarterback John Elway the time to produce career numbers. Freeman missed two games because of a pulled rib muscle he suffered during pregame warm-ups at Seattle (11/28). **1992:** Freeman was named NFL All-Rookie (College and Pro Football Newsweekly) for his play in 1992. He started every game at the key position of left tackle, after having been moved to the position midway through training camp. He was named a starter just prior to the final preseason game. Freeman joined the Broncos as a rookie free agent.

**COLLEGE:** Freeman played tackle at Georgia Tech from 1988-91 and was a member of the Ramblin' Wreck teams that played in the Citrus and Aloha Bowls. As a senior he was named first team all-conference and third team All-America by the *Poor Man's Guide to the NFL Draft*.

**PERSONAL:** Russell is single and resides in his native Homestead, Pa. At Allderice HS in Pittsburgh, Pa., he lettered twice each in football and basketball and once in track, and was named academic all-state. He led the football team in quarterback sacks and started on both the offensive and defensive lines. Russell suffered a stroke his sophomore year due to a blood clot in the back of his head and spent six months in the hospital. A business major at Georgia Tech, Russell is single and enjoys playing basketball.

#### Professional Record

Year	Club	Games	Starts
1992	Denver	16	16
1993	Denver	14	14
TOTAL		30	30



## No. 75 BRIAN RICHARD HABIB

### Guard/Tackle



**Birthdate** – December 2, 1964  
**Birthplace** – Ellensburg, Washington  
**Residence** – Woodville, WA  
**How Acquired** – Unrestricted FA, 1993  
**College** – Washington  
**High School** – Ellensburg HS,  
 Ellensburg, Wash.  
**Height** – 6-7  
**Weight** – 299  
**Pro Year** – 7th  
**Year with Broncos** – 2nd

Brian Habib spent his first year as a Bronco entrenched at the right guard position. His solid play helped propel John Elway to his finest year as a pro. Habib started every game for the Broncos at right guard and steadily improved each week. He was a key part of the offensive line's success in the last two games versus the Raiders. In those two matchups, the offensive line allowed only one sack in 90 passing attempts. **1992:** He started at the right guard position in 15 of the 16 regular season games for the Minnesota Vikings in 1992, and also started in the Vikings playoff game against the Washington Redskins (1/2/93). **1988:** Habib was drafted as a defensive lineman in the 10th round by the Vikings in 1988, and was the 264th player taken overall. He spent the entire 1988 regular season on injured reserve after injuring his right shoulder vs. Miami (8/26/88), but was activated for the Vikings two playoff games. Midway through that season he was moved to the offensive side of the ball because of the lack of depth on the offensive line. **1989:** In the 1989 season Habib played on the special teams in all 16 regular season games and saw action in the playoffs. **1990:** In 1990 he played a back-up role at offensive tackle and continued his play on special teams. **1991:** Habib started in eight of the 16 games in 1991, seeing action at both the guard and tackle positions.

**COLLEGE:** Habib had a productive senior season for the University of Washington improving on his junior year totals. During his final college campaign he racked up 70 tackles, two sacks, seven tackles-for-loss, and two fumbles. In 1986 he finished the season with 64 tackles, one sack, and three tackles-for-loss, which made him an All-Pac 10 honorable mention selection.

**PERSONAL:** Brian and his wife Shannon make their home in Woodville, WA, with their daughter Kaitlin Alexandra (4/30/93). In high school Brian was a four sport athlete. He participated in football, basketball, powerlifting, and was a state record holder in swimming. Brian holds a real estate license and is working toward certification for health and life insurance.

### Professional Record

Year	Club	Games	Starts
1988	– Minnesota	0	0
1989	– Minnesota	16	0
1990	– Minnesota	16	0
1991	– Minnesota	16	8
1992	– Minnesota	16	15
1993	– Denver	16	16
TOTAL		80	39

## No. 40 DARRYL HALL

### Safety



**Birthdate** – August 1, 1966  
**Birthplace** – Oscoda, MI  
**Residence** – Aurora, CO  
**How Acquired** – FA, 1993  
**College** – Washington  
**High School** – Lompoc HS,  
 Lompoc, CA  
**Height** – 6-2  
**Weight** – 210  
**Pro Year** – 2nd  
**Year with Broncos** – 2nd

Darryl Hall made a successful jump to the National Football League in 1993 and looks to compete for more playing time in 1994, after spending three solid seasons playing for the Calgary Stampeders of the Canadian Football League. For the 1993 season, Hall tallied 34 solo and 36 assisted tackles, for a 70 tackle total. His lone interception came at Seattle (11/28), where he started for an injured Dennis Smith. In the Seattle game, he accounted for 10 total tackles. **1992:** Hall made the All-Canadian and Western Division all star teams while playing for the Stampeders for the second straight season, and was also named the club's Most Outstanding Defensive Player. **1991:** Hall was an All-Canadian and Western Division all star. **1990:** As a rookie, Hall was voted the team's Most Outstanding Rookie.

**COLLEGE:** Hall was a four year letterman, playing free safety as a freshman and junior, and strong safety as a sophomore and senior. He played in 32 career games, with 21 starts. Hall tallied 178 career tackles and six interceptions. He was a redshirt in 1984, and graduated with a degree in psychology.

**PERSONAL:** Darryl and his wife Tammy make their offseason home in Aurora, CO, with their daughter Janae Christine. As a prepster, he lettered in football, basketball and track at Lompoc HS, Lompoc, CA.

### Professional Record

TACKLES						INTERCEPTIONS			
Year	Club	Games	Starts	Tackles	Assists	Total	No.	Yds.	Avg. TD
1993	– Denver	16	2	34	36	70	1	0	0.0 0
TOTAL		16	2	34	36	70	1	0	0.0 0



## No. 74 OLAF BERNHARD HAMPEL

### Tackle



**Birthdate** – June 24, 1967  
**Birthplace** – Essen, Germany  
**Residence** – Bornheim Sechtem, Germany  
**How Acquired** – FA, 1993  
**College** – Univ. of Bonn, Germany  
**High School** – Essen, Germany  
**Height** – 6-6  
**Weight** – 305  
**Pro Year** – 1st  
**Year with Broncos** – 1st

Olaf Hampel hopes to earn a spot on a very talented offensive line in 1994. He spent the entire 1993 season on the Broncos practice squad after becoming the first "Operation Discovery" player to join a National Football League team. **1991-92:** Hampel played under Jack Elway with the Frankfurt Galaxy of the World Football League as a defensive lineman.

**COLLEGE:** Hampel played no college football.

**PERSONAL:** Olaf is single and makes his offseason home in Bornheim Sechtem, Germany. He speaks French and English in addition to his native tongue of German. Olaf studied law for two years, before earning a degree in insurance.

## No. 52 RICHARD CLEMONT HARVEY

### Linebacker



**Birthdate** – September 11, 1966  
**Birthplace** – Pascagoula, MS  
**Residence** – Moss Point, MS  
**How Acquired** – FA, 1994  
**College** – Tulane  
**High School** – Pascagoula HS, MS  
**Height** – 6-1  
**Weight** – 242  
**Pro Year** – 5th  
**Year with Broncos** – 1st

Richard Harvey came to the Broncos as an unrestricted free agent in the 1994 offseason, and hopes to stick as one of the Bronco linebackers. He spent the 1993 season with the Buffalo Bills of the AFC's Eastern Division, finishing the year with four tackles. **1992:** Harvey was active the first week, before being deactivated for the next five games. He finished the year with 11 games played and six tackles. **1991:** Harvey spent the season out of football after being released by the Patriots. **1990:** Harvey signed with the New England Patriots as a free agent. He played in all 16 games, starting nine. His best game came versus Washington (12/15), totaling a career high 11 total tackles as well as being named the Miller Lite Player of the game. Harvey finished the year with 52 total tackles (33 solo). **1989:** Harvey spent the entire season on injured reserve.

**COLLEGE:** Harvey finished his career at the University of Tulane with 313 tackles and four interceptions. He received Sports Illustrated's Defensive Player of the Week award for a 15 tackle performance versus Kansas State as a senior. He led the Green Wave in tackles as a sophomore and junior. Harvey majored in mechanical engineering.

**PERSONAL:** Richard and his wife, Regina, have one son, Richard Jr. (8/5/90), and the family makes its offseason home in Moss Point, MS. He was an all-state, all-conference and all-district selection at Pascagoula HS in Mississippi. His father, Richard, also played professional football for the New Orleans Saints.

### Professional Record

Year	Club	Games	Starts	Tackles	TACKLES		Total
					Assists		
1989	– Buffalo						
1990	– New England	16	9	33	19		52
1991	–						
1992	– Buffalo	11	0	4	2		6
1993	– Buffalo	15	0	2	2		4
TOTAL		42	9	39	43		62

## No. 21 RANDY HILLIARD

### Cornerback



**Birthdate** – February 6, 1967  
**Birthplace** – Metairie, La.  
**Residence** – Strongsville, Ohio  
**How Acquired** – UFA, 1994  
**College** – Northwestern Louisiana  
**High School** – East Jefferson HS, Metairie, La.  
**Height** – 5-11  
**Weight** – 165  
**Pro Year** – 5th  
**Year with Broncos** – 1st

Randy Hilliard joined the Broncos as an unrestricted free agent this offseason, coming to Denver after four years with the Cleveland Browns. Hilliard is expected to fill a valuable role in the Broncos' defensive backfield this year. In 1993 he played in 12 games for the Browns and started five, recording 41 total tackles, including 26 solo and 15 assists. Hilliard knocked down 10 passes, fourth best among Cleveland defenders, and had one interception which he returned 54 yards. He has been a valuable special teams performer throughout his career, in addition to his defensive backfield duties. **1992:** He had 27 tackles, seven passes defended, forced one fumble and recovered another for the Browns, as he played in every game and started four. Hilliard started in the six-DB alignment vs. Houston (12/20) and recorded six stops, including an 11-yard quarterback sack, forced a fumble which he also recovered. **1991:** He started 10 of 14 games and recorded 59 tackles, with two sacks, nine passes defended, one interception, and a fumble recovery. Hilliard started at right cornerback for the final six games. He posted his first career interception to thwart a Patriots' drive in a Cleveland win over New England. **1990:** His rookie season was spent mostly on special teams, making five tackles on kick coverage and two more in the Cleveland secondary. Hilliard was the Browns' sixth round selection in the 1990 draft.

**COLLEGE:** Hilliard returned three of his 10 career interceptions for touchdowns, earning first-team All-Southland Conference and second-team All-American honors as a senior at Northwestern Louisiana. He was honorable mention All-Conference as a junior and second-team All Southland as a sophomore. His longest touchdown run was on a 73-yard interception return as a freshman.

**PERSONAL:** Randy is married (Lynette), and they have thus far made their home in the Cleveland suburb of Strongsville. A native of Metairie, La., he was a three-time all-district choice at East Jefferson HS in Metairie, where he won MVP honors as a senior. Randy also

lettered in track as a prep athlete. A journalism major at Northwestern Louisiana, Randy hopes to get into broadcasting after his playing career.

### Professional Record

Professional Record										
Year	Club	Games	TACKLES				INTERCEPTIONS			
			Starts	Tackles	Assists	Total	No.	Yds.	Avg.	TD
1990	- Cleveland	15	0	2	0	2	0	0	0.0	0
1991	- Cleveland	14	10	44	15	59	1	19	19.0	0
1992	- Cleveland	16	4	14	13	27	0	0	0.0	0
1993	- Cleveland	12	5	26	15	41	1	54	54.0	0
TOTAL		57	19	86	43	129	2	73	36.5	0

**ADDITIONAL STATISTICS:** Forced one fumble, recovered one fumble, 1991; forced one fumble, recovered one fumble, 1992.  
**QUARTERBACK SACKS:** 1991 (2); 1992 (1). Total: 3.

## No. 89 REGGIE JOHNSON

*Tight End*



**Birthdate** - January 27, 1968  
**Birthplace** - Pensacola, Fla.  
**Residence** - Safety Harbour, Fla.  
**How Acquired** - Draft #2, 1991  
**College** - Florida State  
**High School** - Escambia HS, Pensacola, Fla.  
**Height** - 6-2  
**Weight** - 256  
**Pro Year** - 4th  
**Year with Broncos** - 4th

Reggie Johnson hopes for a healthy season in 1994, after battling injuries for much of the 1993 season. He played well in the games he participated, posting career high numbers. Johnson caught 20 passes for 243 yards and one touchdown for the year. His big day came in the season opener versus the Jets. In the game he caught four passes for 70 yards, with a long of 38 yards. **1992:** He moved into the starting line-up for the final two games of the 1992 regular season, and was also in on the first play in five other games. He caught six passes for 41 yards and a TD in the final two contests to boost his season totals to 10 receptions for 139 yards, both career highs. Johnson set personal single-game highs with four catches at Kansas City (12/27) and 48 yards against the Chiefs in Denver (10/4). Johnson, who missed the season opener with a separated shoulder, returned a kickoff 34 yards against San Diego (9/13). **1991:** Johnson played in every game in 1991, except the AFC Championship Game at Buffalo, and started three times. He closed out his rookie campaign with six receptions for 73 yards. Johnson's lone TD of the year came on his first pro catch, a one-yard toss in the season opener against Cincinnati (9/10). Denver's second-round draft choice that year, Johnson impressed Bronco coaches with his blocking ability.

**COLLEGE:** Johnson caught 52 passes for 544 yards in his career at Florida State, where he was known as an extremely effective blocker. He earned honorable mention All-American status as a senior, and led the blocking up front as the Seminoles rushed for 27 touchdowns. In his junior season Johnson set career highs with 18 receptions for 219 yards.

**PERSONAL:** Reggie is single and makes his offseason home in Safety Harbour, Fla. A native of Pensacola, Fla., he attended Escambia HS there and played every position on the football team except quarterback.

He was one of 11 seniors on his prep squad to earn college scholarships. Reggie has a degree in criminology.

### Professional Record

Year	Club	Games	Starts	RECEIVING				TD
				No.	Yds.	Avg.		
1991	- Denver	16	3	6	73	12.2		1
1992	- Denver	16	7	10	139	13.9		1
1993	- Denver	13	12	20	243	12.2		1
TOTAL			45	22	36	455	12.6	3

### SINGLE GAME HIGHS

**Most receptions** - 4 - at Kansas City, 12/27/92 and at N.Y. Jets 9/5/93.  
**Most reception yards** - 70 at N.Y. Jets 9/5/93. **Longest reception** - 48 from Elway vs. Kansas City, 10/4/92.

**ADDITIONAL STATISTICS:** Recovered one fumble, 1991; fumbled once in 1993.

## No. 31 RONDELL JONES

*Safety*



**Birthdate** - May 7, 1971  
**Birthplace** - Sunderland, MD  
**Residence** - Sunderland, MD  
**How Acquired** - Draft #3a, 1993  
**College** - North Carolina  
**High School** - Northern (Sunderland) HS, Sunderland, MD  
**Height** - 6-2  
**Weight** - 210  
**Pro Year** - 2nd  
**Year with Broncos** - 2nd

Rondell Jones played primarily on special teams in his rookie season, but looks to be key component to the Broncos' defensive rebuilding plans. In the 1993 season Jones was credited with four solo and two assisted tackles.

**COLLEGE:** Jones was a first team All-America and All-Atlantic Coast Conference selection as a senior. A durable athlete, Jones started 38 regular season games for North Carolina, with four-year totals of 350 tackles (212 solo), three interceptions, and 19 passes defended for the Tar Heels. As a senior, Jones led the team in tackles with a career high 110 (63 solo). He was a second team All-ACC pick as a junior, and was the team's Most Outstanding Defensive Back as a sophomore. Jones tallied 72 tackles in six games and intercepted two passes as a freshman. He majored in industrial relations at North Carolina.

**PERSONAL:** Rondell is single and makes his offseason home in Sunderland, MD. He was a two-time all-county selection as a defensive back and all-conference on both offense and defense in his senior year at Northern (Sunderland) HS. He was also county MVP and a Washington Post all-metro second team selection. Overall, he lettered three times in football and track, and twice in basketball.

### Professional Record

Year	Club	Games	Starts	TACKLES				INTERCEPTIONS			
				Tackles	Assists	Total		No.	Yds.	Avg.	TD
1993	- Denver	16	0	4	2	6		0	0	0.0	0
TOTAL			16	0	4	2	6	0	0	0.0	0

## No. 72 KEITH LEONARD KARTZ

*Center*



**Birthdate** – May 5, 1965  
**Birthplace** – Las Vegas, Nev.  
**Residence** – Aurora, Colo.  
**How Acquired** – FA, 1987  
**College** – California  
**High School** – San Diequito, HS,  
 Encinitas, Calif.  
**Height** – 6-4  
**Weight** – 270  
**Pro Year** – 8th  
**Year with Broncos** – 8th

Keith Kartz returns for his eighth season with the Broncos in 1994, after battling injury for much of the 1993 season. After missing several weeks in mid-season, he returned to the starting lineup in week thirteen to solidify the line for the home stretch. As a pro, Kartz has started in 89 of the 100 games in which he has played and is regarded as a team leader by his peers. His competitive nature and toughness earned him the team's nomination for the Ed Block Memorial Award For Courage in 1990. **1992:** Kartz continued his fine play as Denver's starting center in 1992. He started 15 games last year, missing the season opener because of a strained calf. Now entering his 7th season with the Broncos, Kartz has started 78 of 88 games played. **1991:** He started every regular season game in 1991 but saw only limited action against Houston and Buffalo in the playoffs because of a thigh strain. He took the field only to snap on field goals and extra points in those games. **1990:** He is considered by Denver coaches to be one of the NFL's top centers, and in 1990 was named the Broncos' Most Inspirational Player by his teammates. He was also honored as Denver's nominee for the Ed Block Memorial Award For Courage. **1989:** Kartz started every game at center in 1989 for Denver, his first season ever at that position. His play was impressive enough to garner alternate status for the Pro Bowl. **1988:** He started 12 games at the right guard position for Denver in 1988 but was hampered late in the season by a dislocated right toe. He began the season as a reserve but moved into a starting role in week two after Stefan Humphries was injured. Kartz started the next 11 games before injuring his toe at New Orleans (11/20). He sat out the following three contests but returned to start in the season finale vs. New England (12/17). **1987:** Kartz joined the Broncos as a free agent in 1987 and was placed on injured reserve with a back injury in early September. He rejoined the active squad before the Oct. 4 contest vs. Houston and started all three replacement games. Kartz went on to play in all but one of the remaining regular and postseason games. He turned in a fine performance in Super Bowl XXII (1/31) after Dave Studdard left the game with an injury. **1986:** Kartz attended Seattle's training camp in 1986.

**COLLEGE:** Kartz was all-conference and All-West Coast as a tackle at the University of California. He played for the Golden Bears in 1981-85, redshirting in 1983. Kartz has a bachelor's degree in social science.

**PERSONAL:** Keith is single and resides in Aurora, Colo. In Encinitas, Calif., he attended San Diequito HS and lettered three times each in football and track, and twice in basketball. He was born in Las Vegas, Nev.

## Professional Record

Year	Club	Games	Starts
1987	– Denver	12	3
1988	– Denver	13	12
1989	– Denver	16	16
1990	– Denver	16	16
1991	– Denver	16	16
1992	– Denver	15	15
1993	– Denver	12	11
TOTAL		100	89

**ADDITIONAL STATISTICS:** Recovered one fumble and fumbled one, 1990; recovered two fumbles for 11 yards, 1991; recovered one fumble, 1992; fumbled twice 1993.

## No. 80 ANTONIUS (TONY) KIMBROUGH

*Wide Receiver*



**Birthdate** – September 17, 1970  
**Birthplace** – Weir, MS  
**Residence** – McCool, MS  
**How Acquired** – Draft #7b, 1993  
**College** – Jackson State  
**High School** – Meir HS,  
 Meir, MS  
**Height** – 6-2  
**Weight** – 192  
**Pro Year** – 2nd  
**Year with Broncos** – 2nd

Tony Kimbrough was asked to play in key situations for the Broncos in his rookie year and gained valuable experience. Blessed with blazing speed, Kimbrough was often a target on fly patterns, catching eight passes for 79 yards.

**COLLEGE:** Kimbrough was drafted by the Broncos in the seventh round from Jackson State in 1993. In his collegiate career, Kimbrough caught 46 passes for 1,178 yards and eight touchdowns. He was a third team All-America and an All-Southwestern Athletic Conference selection as a senior. In his final year, Kimbrough caught 35 passes for 900 yards and six touchdowns. On the season he also had four 100-yard reception games. As a junior, Kimbrough played in seven games, catching two passes for 80 yards. In 1990, he caught seven passes for 146 yards and one touchdown. Following his redshirt freshman year, Kimbrough caught two passes for 52 yards and a score. He was a criminal justice major while attending Jackson State.

**PERSONAL:** Tony is single and makes his offseason home in McCool, MS. He was an all-state receiver in his final two years at Weir HS in Weir, MS.

## Professional Record

RECEIVING

Year	Club	Games	Starts	No.	Yds.	Avg.	TD
1993	– Denver	15	0	8	79	9.9	0
TOTAL		15	0	8	79	9.9	0



## No. 37 ANTHONY RAY LYNN

### Running Back



**Birthdate** – December 21, 1968  
**Birthplace** – McKinney, TX  
**Residence** – Aurora, CO  
**How Acquired** – FA 1993  
**College** – Texas Tech  
**High School** – Celina HS.  
 Celina, TX  
**Height** – 6-3  
**Weight** – 230  
**Pro Year** – 2nd  
**Year with Broncos** – 2nd

Anthony Lynn came to the Broncos as a long shot in 1993, but proved to be a prototype fullback who won a roster spot. He played in 13 of the 16 regular season games, seeing little action on offense, but contributing on special teams. **1991:** Lynn spent time in the training camp of the New York Giants.

**COLLEGE:** Lynn was a highly productive running back for Texas Tech, gaining 1,911 yards on 481 carries with 17 touchdowns during his collegiate career. As a junior Lynn earned All-Southwest Conference honors by rushing for 884 yards on 224 carries with eight touchdowns. He was slowed in his senior year by a knee injury.

**PERSONAL:** Anthony and his wife Cynda make their home in Aurora, CO with their two children, Danton and Danielle (12/3/93). He starred in three sports at Celina HS in Celina, Texas.

#### Professional Record

Year	Club	Games	Starts	RUSHING				RECEIVING			
				Att.	Yds.	Avg.	TD	No.	Yds.	Avg.	TD
1993	Denver	13	0	0	0	0.0	0	0	0	0.0	0
TOTAL		13	0	0	0	0.0	0	0	0	0.0	0

## No. 8 THOMAS ALFRED (Tommy) MADDUX

### Quarterback



**Birthdate** – September 1, 1971  
**Birthplace** – Shreveport, La.  
**Residence** – Aurora, Colo.  
**How Acquired** – Draft #1, 1992  
**College** – UCLA  
**High School** – L.D. Bell HS,  
 Hurst, Tex.  
**Height** – 6-4  
**Weight** – 195  
**Pro Year** – 3rd  
**Year with Broncos** – 3rd

Tommy Maddux made major strides in the 1993 preseason, but saw very little quarterbacking action in the regular season. He is expected to get a lot of work in the 1994 preseason, in preparation for possible duty at some point in the future. Maddux's only regular season passing attempt in 1993 resulted in a one-yard touchdown to linebacker Dave Wyman on a fake field goal at San Diego (12/5). He played in every contest, primarily holding for field goal kicker Jason Elam. **1992:** Maddux started four games and took snaps in three others in 1992 after joining the Broncos as the team's first round draft choice.

Maddux started in place of John Elway in weeks 11 through 14 and also played at Washington (10/12), vs. the New York Giants, and in the season finale at Kansas City (12/27). For the season Maddux completed 66 of 121 passes, a .545 percentage, for 757 yards, with five touchdowns and nine interceptions. He rushed nine times for 20 yards. In his first pro action, at Washington, Maddux completed two of eight passes for 10 yards, with one interception. With his appearance against the Redskins, he became the youngest quarterback (21 years, two months) to throw a pass in the NFL since Elmer Angsman of the Chicago Cardinals in 1946. After Elway was injured in the second quarter of the Giants game, Maddux came in to complete nine of 13 passes for 134 yards, leading Denver to 13 second-half points. The following week he made his first pro start, against the Raiders (11/22), and completed 18 of 26 passes for 207 yards, with two interceptions. He threw his first career touchdown pass the next week, at Seattle (11/27), connecting with Mark Jackson. In weeks 13 and 14 he alternated snaps with Shawn Moore. Against Dallas, Maddux threw interceptions on Denver's first two drives, but compensated by hitting Jackson and Vance Johnson with touchdown passes on the Broncos' next two possessions. Maddux completed 10 of 17 passes in the game for 104 yards, with three touchdowns and four interceptions. At Buffalo (12/12) he threw for 122 yards and a score, while completing 13 of 28 passes, and also rushed for 15 yards.

**COLLEGE:** Maddux in 1991 was a first team sophomore All-American (in his third year at UCLA) and led the Bruins to a 9-3 record and a victory in the John Hancock Bowl. In the Bruins' 12 games he completed 209 of 343 passes for 2,681 yards and 16 TDs. Selected first team All-Pac 10 (Football News) and a UPI All-American honorable mention, Maddux was the first player in Pac-10 history to have passed for at least 5,000 yards by the end of his sophomore year. He is the only quarterback in UCLA history to pass for at least 350 yards twice in a career, and is the only one to pass for over 330 yards three times. The only UCLA quarterback to have passed for over 2,500 yards twice, he was just the fourth Pac-10 QB to have cracked the 2,500 barrier more than once (John Elway did it three times at Stanford). In his 23 collegiate career, Maddux completed 391 of 670 passes (.584) for 5,363 yards and 33 TDs. As a redshirt freshman in 1990 he led the Pac-10 in total offense and earned first team Freshman All-American honors. On the season he passed for 2,682 yards, the highest freshman total in Pac-10 history and the second best mark in school annals.

**PERSONAL:** Tommy and his wife Jennifer make their offseason home in the Denver suburb of Aurora with their daughter Kacy Lauren (9/15/93). A native of Shreveport, La., he was first team all-state, all-metro, and all-American (Parade and Super Prep magazines) at L.D. Bell HS in Hurst, Tex., where he was rated the top quarterback prospect in the nation. He was chosen the Southwest Texas High School offensive player of the year and was selected district and area most valuable player while serving as team captain in his senior year. An outstanding all-around prep athlete, Tommy lettered twice in football and three times each in basketball and baseball. In basketball he was first team all-state and all-metro and was named area offensive player of the year as a senior. In baseball, he compiled a record of 7-1 as a pitcher and batted .415 as a senior, twice garnering all-district and all-area honors as well. He currently works with the March of Dimes as the Walk America Honorary Chairman with his wife Jennifer. Tommy was a history major at UCLA.

#### Professional Record

Year	Club	Games	Starts	PASSING						
				Att.	Comp.	Pct.	Yds.	TD	Int.	
1992	Denver	13	4	121	66	.545	757	5	9	
1993	Denver	16	0	1	1	100	1	1	0	
TOTAL		29	4	122	67	.549	757	6	9	



RUSHING					
Year	Club	Att.	Yds.	Avg.	TD
1992	Denver	9	20	2.2	0
1993	Denver	2	-2	-1.0	0
TOTAL		11	18	1.6	0

### SINGLE GAME HIGHS

**Most pass attempts** – 28 at Buffalo, 12/12/92. **Most pass completions** – 18 at L.A. Raiders, 11/22/92. **Most yards passing** – 207 at L.A. Raiders, 11/22/92. **Highest comp. pct.** – .692 at L.A. Raiders, 11/22/92, and vs. N.Y. Giants, 11/15/92. **Most touchdown passes** – 3 vs. Dallas, 12/6/92. **Most interceptions** – 4 vs. Dallas, 12/6/92. **Longest pass completion** – 38 to R. Johnson, at Seattle, 11/30/92. **Most rushing attempts** – 4 vs. N.Y. Giants, 11/15/92. **Most rushing yards** – 15 at Buffalo, 12/12/92. **Longest run** – 11 at Buffalo, 12/12/92. **Most total rushing and passing yards** – 208 at L.A. Raiders, 11/22/92.

**ADDITIONAL STATISTICS:** Fumbled four times and recovered two fumbles, 1992.

## No. 61 ROBERT EARL (Bob) MEEKS, Jr.

*Guard*



**Birthdate** – May 28, 1969  
**Birthplace** – Andalusia, Ala.  
**Residence** – Evergreen, Ala.  
**How Acquired** – Draft #10, 1992  
**College** – Auburn  
**High School** – Evergreen HS, Evergreen, Ala.  
**Height** – 6-3  
**Weight** – 290  
**Pro Year** – 3rd  
**Year with Broncos** – 3rd

**Bob Meeks** played a back-up role on a very talented offensive line in 1993, but is expected to challenge for more playing time in 1994. Meeks is considered one of the strongest offensive linemen on the team and can play both guard and center, but will primarily focus on the guard position in 1994. He played in seven games during the 1993 season. **1992:** Meeks earned a spot as the third center on Denver's roster in 1992. He was one of the Broncos' inactive players for 10 games and was active but did not play in six others. Meeks joined the team as a 10th-round draft choice.

**COLLEGE:** Meeks was a first team All-Southeast Conference and honorable mention All-America candidate as a senior center at Auburn. A team captain that year, he was also named the Tigers' best lineman and offensive player of the year. He closed out his college career with appearances in the Blue-Gray and Senior Bowl all-star games.

**PERSONAL:** Bob is married and he and his wife are expecting their first child. The couple makes their home in Evergreen, Ala., where at Evergreen HS he lettered four times in football and three times in basketball. A native of Andalusia, Ala., Bob was an adult education major at Auburn and lists fishing, hunting, and weightlifting as his favorite hobbies.

### Professional Record

Year	Club	Games	Starts
1992	Denver	0	0
1993	Denver	7	0
TOTAL		7	0

## No. 64 JON JAMES MELANDER

*Guard*



**Birthdate** – October 5, 1966  
**Birthplace** – Fridley, MN  
**Residence** – Eden Prairie, MN  
**How Acquired** – FA 1993  
**College** – Minnesota  
**High School** – Fridley HS, Fridley, MN  
**Height** – 6-7  
**Weight** – 295  
**Pro Year** – 5th  
**Year with Broncos** – 2nd

**Jon Melander** was a valuable pick up for the Broncos after being waived by the Cincinnati Bengals in preseason. Melander started seven games in 1993, platooning with Dave Widell in several others. Melander is expected to challenge for a full time spot at the guard position in 1994. **1992:** Melander played in 15 games at tackle for the Cincinnati Bengals, starting seven. **1991:** Melander started 15 games at guard for the New England Patriots. **1990:** He was drafted in the fifth round by New England, but did not see action because of a knee injury.

**COLLEGE:** Melander was a two year starter at Minnesota and was an All-Big Ten player his senior year. He was an outside linebacker and defensive end for the Golden Gophers before moving to the offensive side of the ball his senior year. Jon received his college degree in finance.

**PERSONAL:** Jon is single, but is engaged to be married in 1995. He makes his offseason home in Eden Prairie, MN. Jon was a three time all-conference selection for Fridley High, Minn. He was also an All-Minnesota and All-America selection in his senior year.

### Professional Record

Year	Club	Games	Starts
1990	New England	0	0
1991	New England	15	15
1992	Cincinnati	15	7
1993	Denver	12	7
TOTAL		42	29

## No. 22 GLYN CURT MILBURN

*Running Back*



**Birthdate** – February 19, 1971  
**Birthplace** – Santa Monica, CA  
**Residence** – Inglewood, CA  
**How Acquired** – Draft #2, 1993  
**College** – Stanford  
**High School** – Santa Monica HS, Santa Monica, CA  
**Height** – 5-8  
**Weight** – 177  
**Pro Year** – 2nd  
**Year with Broncos** – 2nd

**Glyn Milburn** showed the versatile talents the Broncos expected in his rookie season, catching 38 passes for 300 yards and three touchdowns, rushing 52 times for 231, returning 40 punts with a 10.6-yard average (fifth in the AFC and eight in the NFL) and returning

12 kickoffs with a 15.7-yard average. He finished his rookie season with 1,125 all-purpose yards. Milburn had a sterling debut at the New York Jets (9/5), accounting for 148 all-purpose yards, including a 50-yard reception, a 36-yard punt return, and a 25-yard touchdown reception. Two weeks later at Kansas City (9/20), Milburn caught a season high eight receptions. Versus Minnesota (11/14), he accounted for a season high 173 all-purpose yards, handling the ball 16 times as a rusher, pass receiver and return man. Versus Tampa Bay (12/26), Milburn broke loose for his longest punt return of the season, 54 yards.

**COLLEGE:** Milburn was one of the most exciting players in college football his last three years at Stanford, accounting for 6,049 all-purpose yards during his collegiate career. His 2,263 rushing yards ranks third in Cardinal history, and he added 1,558 receiving yards, 1,186 kickoff return yards, 1,042 punt return yards, and scored 24 touchdowns in his three years at Stanford. As a senior Milburn was a first team All-American (Associated Press and Poor Man's Guide to the NFL Draft), rushing for 851 yards and four touchdowns, catching 37 passes with two touchdowns, and finishing with a 17.3 yard punt return average with three touchdowns.

**PERSONAL:** Glyn is single and makes his offseason home in Inglewood, CA. He received numerous accolades as a prepster, including prep All-America (Super Prep Magazine), second team All-America (USA Today), and "Best of the West" (Long Beach Press Telegram) to name a few.

#### Professional Record

RUSHING							RECEIVING			
Year	Club	Games	Starts	Att.	Yds.	Avg.	TD	No.	Yds.	Avg.
1993	- Denver	16	2	52	231	4.4	0	38	300	7.9
TOTAL		16	2	52	231	4.4	0	38	300	7.9

PUNT RETURNS				KICKOFF RETURNS			
Year	Club	No.	Yds.	Avg.	TD	No.	Yds.
1993	- Denver	40	425	10.6	0	12	188
TOTAL		40	425	10.6	0	12	188

**ADDITIONAL STATISTICS:** Fumbled 10 times and recovered one fumble, 1993.

## No. 83 LAWRENCE ANTHONY MILLER

### Wide Receiver



**Birthdate** - April 15, 1965  
**Birthplace** - Pasadena, CA  
**Residence** - San Diego, CA  
**How Acquired** - FA, 1994  
**College** - Tennessee  
**High School** - Muir HS, Pasadena, CA  
**Height** - 5-11  
**Weight** - 190  
**Pro Year** - 7th  
**Year with Broncos** - 1st

Anthony Miller came to the Broncos as a free agent in the 1994 offseason from the San Diego Chargers. This Pro Bowl receiver is blessed with blazing speed and good hands, which earned him a spot on the AFC's Pro Bowl squad for the fourth time in his career. In the last two seasons Miller has amassed 2,222 receiving yards, fifth among all NFL

receivers in the same time span. He finished second in the AFC in receptions after the 1993 season, with a career high 84 catches good for 1,162 yards and seven touchdowns. He led his Charger team in receptions 10 of the 16 regular season games and had a career high six 100-yard receiving games, the most since Kellen Winslow's six in 1982. Miller has 19 100-yard reception days in his career. In the season finale at Tampa Bay (1/2) Miller caught seven passes for 119 yards and a touchdown. His big day reception wise came at Seattle (10/3), where he caught a career high 10 passes for 123 yards and a score. Miller's big yardage day came at Minnesota (11/7), where he racked up 142 yards on seven catches and a TD. **1992:** After arthroscopic knee surgery prior to training camp, Miller finished 1992 as the only AFC receiver to surpass the 1000-yard mark, exploding after a slow start to finish fifth in the conference with 72 catches for 1060 yards and eight touchdowns. He added four 100-yard reception performances with his big yardage day coming at Cleveland, where he finished the day with 110 receiving yards on seven receptions. His big catch day came at Seattle, where he caught nine passes, tying his career mark. **1991:** Miller averaged nearly four catches per game despite being slowed by injuries in 1991. He still managed to surpass the 100-yard mark twice, going for 149 yards at the L.A. Rams (10/13) and 124 yards versus Seattle (11/10). He finished the season second on the team in receptions with 44 for 649 yards and three touchdowns, missing the final three games because of injury. **1990:** Miller was selected to his second straight Pro Bowl following the 1990 season. He led the team for the second straight season in receptions with 63 for 933 yards and seven touchdowns. He had a career high nine receptions versus Cincinnati (9/16) and finished the season with a streak of 33 games with at least one reception. **1989:** Miller earned his first Pro Bowl berth with career highs of 75 receptions for 1,252 yards and 11 touchdowns. He led the team in receptions, while finishing fifth in the AFC in catches and second in yards. His 11 touchdowns were the most by a Charger since Chuck Muncie scored 13 in 1983, and his ten receiving were the most since Wes Chandler's 10 in 1985. His 1,252 were the most since Kellen Winslow gained 1,290 yards in 1980. Miller caught fire in the second half of the season, catching 47 passes and scored seven touchdowns in the final eight games, compared to 28 catches and two TDs in the first eight. He caught five or more passes in each of the final eight games, and finished the season with five 100-yard games. He made a career high eight receptions at Washington (12/10) and racked up a career high 162 yards versus Houston (9/17). Miller returned a kickoff 91 yards for a score versus the Raiders, becoming the only Charger in team history to return two kickoffs for touchdowns. He ended the year with numerous honors, including Pro Bowl, second team All-NFL (College and Pro Football Weekly), All-AFC (Pro Football Weekly), and second team All-AFC (UPI). **1988:** Miller finished his rookie season second on the team in receptions with 36 for 526 yards and three touchdowns. He also finished the year with a 25.9-yard kickoff return average, third in the NFL with one touchdown. His lone kickoff return for a touchdown went for 93 yards versus the Rams.

**COLLEGE:** Miller was a preseason All-America prior to his senior year at the University of Tennessee. His senior season was interrupted for five games because of a knee injury, finishing the year with just 11 receptions. As a junior Miller averaged 18.5 yards on 36 catches, ended the campaign 667 yards and five touchdowns. He was also a track star at Tennessee, and majored in physical education.

**PERSONAL:** Anthony is single and makes his offseason home in San Diego, CA. He played just one year of football at Muir HS in Pasadena, CA, before signing a track scholarship to San Diego State. He ran the 100 meters in :10.3 and the 200 meters in :20.6 as a prepster.

# Professional Record

## RECEIVING

Year	Club	Games	Starts	No.	Yds.	Avg.	TD
1988	- San Diego	16	15	36	526	14.6	3
1989	- San Diego	16	16	75	1252	16.7	10
1990	- San Diego	16	16	63	933	14.8	7
1991	- San Diego	13	12	44	649	14.8	3
1992	- San Diego	16	16	72	1060	13.8	7
1993	- San Diego	16	16	84	1162	14.9	7

TOTAL.....93 91 374 5582 17.5 37

## KICKOFF RETURNS

Year	Club	No.	Yds.	Avg.	TD	No.	Yds.	Avg.	TD
1988	- San Diego	25	646	25.9	1	7	45	6.4	0
1989	- San Diego	21	533	25.4	1	4	21	5.3	0
1990	- San Diego	1	13	13.0	0	3	13	4.3	0
1991	- San Diego	0	0	0.0	0	0	0	0.0	0
1992	- San Diego	1	33	33.0	0	1	-1	-1.0	0
1993	- San Diego	2	42	21.0	0	0	0	0.0	0

TOTAL.....50 1269 25.4 2 15 78 5.2 0

## SINGLE GAME HIGHS

**Most receptions** - 10 at Seattle, 10/3/93. **Most reception yards** - 162 vs. Houston, 9/17/89. **Longest reception** - 69t vs. Philadelphia, 11/5/89. **Most touchdowns** - 2 seven times, last time vs. Miami, 12/12/93.

## ANTHONY MILLER VS. NFL

TEAM	RECEPTIONS	YARDS	TD	AVERAGE
Atlanta	2	19	1	9.5
Chicago	4	46	0	11.5
Cincinnati	15	205	1	13.7
Cleveland	17	234	3	13.8
Dallas	4	44	0	11.0
Denver	38	476	1	12.5
Green Bay	8	103	0	12.9
Houston	15	269	3	17.9
Indianapolis	20	302	0	15.1
Kansas City*	44	690	3	15.7
L.A. Raiders	29	398	2	13.7
L.A. Rams	10	215	1	21.5
Miami*	13	191	2	14.7
Minnesota	7	142	1	20.3
New Orleans	6	114	1	19.0
N.Y. Giants	3	34	0	11.3
N.Y. Jets	15	220	3	14.7
Philadelphia	5	129	2	25.8
Phoenix	7	134	2	19.1
Pittsburgh	24	308	2	12.8
San Francisco	5	88	1	17.6
Seattle	63	903	5	14.3
Tampa Bay	16	236	2	14.8
Washington	8	152	1	19.0
Totals	378	5652	37	15.0

\*Includes playoffs

## ANTHONY MILLER'S YARDAGE IN 1992-1993

PLAYER	1992	1993	TOTAL
Sterling Sharpe, GB	1461	1274	2735
Michael Irvin, Dal	1396	1330	2726
Jerry Rice, SF	1201	1503	2704
Andre Rison, Atl	1119	1242	2361
Anthony Miller, SD	1060	1162	2222
Eric Martin, NO	1041	950	1991
Tim Brown, Rai	693	1180	1873
Reggie Langhorne, Ind	811	1038	1849
Cris Carter, Min	681	1071	1752

## No. 12 SHAWN LEVIQUE MOORE

### Quarterback



**Birthdate** - April 4, 1968  
**Birthplace** - Martinsville, Va.  
**Residence** - Baltimore, Md.  
**How Acquired** - Draft #11, 1991  
**College** - Virginia  
**High School** - Martinsville HS, Martinsville, Va.  
**Height** - 6-2  
**Weight** - 213  
**Pro Year** - 4th  
**Year with Broncos** - 4th

Shawn Moore enters his fourth season with the Broncos with the hopes of winning a back-up spot behind John Elway. Blessed with unquestioned athletic ability, Moore possesses a mixture of both size and strength. He did not see action in the 1993 season after winning the battle for the job of third quarterback in training camp. **1992:** Moore saw action at quarterback in three games, including the contests vs. Dallas (12/6) and at Buffalo (12/12) when he alternated snaps with Tommy Maddox. Moore last year completed 17 of 34 passes for 232 yards and three interceptions and rushed for 39 yards on eight carries. He came in late in the game at Philadelphia (9/20) for his first action as a pro. Against the Cowboys he attempted 13 passes completing seven, for 104 yards, including a 40-yard completion to Vance Johnson, and gained 24 yards on four carries. The following week at Buffalo he completed 10 of 20 passes for 128 yards, but had three passes picked off. **1991:** Moore joined Denver in 1991 as the club's 11th-round draft choice. He spent the first 11 weeks of the season on the practice squad and was activated for the remainder of the campaign, although he did not play in a game. Moore spent the 1992 World League season with the Birmingham Fire.

**COLLEGE:** Moore set 29 school passing records at the University of Virginia, and had an impressive 23-4 record as a starter with the Cavaliers. Following an outstanding senior campaign he was honored as All-American and all-conference, and was a finalist for the Heisman Trophy, the Johnny Unitas Award, and the Davey O'Brien Award. A two-time Atlantic Coast Conference Offensive Player of the Year, Moore threw for 6,629 yards and 55 touchdowns, and had a career rushing total of 1,268 yards.

**PERSONAL:** Shawn and his wife Kimberly make their offseason home in Aurora, Co., with their son, Michael LeviQue (9/25/93). Shawn had an illustrious prep career at Martinsville (Va.) HS and was named Group AA Player of the Year, all-state, and all-district after leading his team to the state semifinals. Shawn passed for 1,478 yards and 22 TDs as a senior, also rushing for 612 yards and seven TDs. A starting forward on Martinsville's two-time state championship basketball team, he lettered three times each in football and basketball and four times in track. Shawn has his degree in psychology from Virginia and has been enrolled in post-graduate study. He lists traveling, bowling, tennis, basketball, and reading as his hobbies.

## Professional Record

### PASSING

Year	Club	Games	Starts	Att.	Comp.	Pct.	Yds.	TD	Int.
1991	- Denver	0	0	0	0	.000	0	0	0
1992	- Denver	3	0	34	17	.500	232	0	3
1993	- Denver	0	0	0	0	0	0	0	0
TOTAL	.....	3	0	34	17	.500	232	0	3



		RUSHING			
Year	Club	Att.	Yds.	Avg.	TD
1991	- Denver	0	0	0.0	0
1992	- Denver	8	39	4.9	0
1993	- Denver	0	0	0.0	0
TOTAL		8	39	4.9	0

#### SINGLE GAME HIGHS

**Most pass attempts** - 20 at Buffalo, 12/12/92. **Most pass completions** - 10 at Buffalo, 12/12/92. **Highest completion percentage** - .538 vs. Dallas, 12/6/92. **Most yards passing** - 128 at Buffalo, 12/12/92. **Longest completion** - 40 yards to Vance Johnson, vs. Dallas, 12/6/92. **Most rushing attempts** - 4, two games. **Most rushing yards** - 24 vs. Dallas, 12/6/92. **Longest run** - 11 yards at Buffalo, 12/12/92.

**ADDITIONAL STATISTICS:** Fumbled three times, 1992.

### No. 91 WILLIAM EHIZELA (WILLIE)

#### OSHDIN

#### Defensive End



**Birthdate** - September 16, 1969  
**Birthplace** - Benin City, Nigeria  
**Residence** - Denver, CO  
**How Acquired** - FA 1992  
**College** - Villanova  
**High School** - Georgetown Prep HS, Rockville, MD  
**Height** - 6-4  
**Weight** - 260  
**Pro Year** - 3rd  
**Year with Broncos** - 3rd

Willie Oshodin was considered a long shot to make the Bronco roster in 1993 after missing his entire rookie season with a foot injury, but Oshodin quickly made believers out of the coaching staff and fellow players during the 1993 preseason and maintained his steady play throughout the year. For the year, Oshodin was credited with 21 solo tackles, 15 assists, one sack, and one forced fumble. His sack came in the season opener at the New York Jets (9/5), and his forced fumble came versus Indianapolis (10/3). **1992:** Oshodin spent the entire year on the physically unable to perform list.

**COLLEGE:** Oshodin earned All-ECAC honors as a defensive end at Villanova and was a G.T.E. Regional Academic All-American four consecutive years. He began his Wildcat career as a linebacker, but was moved to the defensive line his sophomore year. For his career Oshodin recorded nine sacks and 82 tackles, and was named team captain as a senior. He has a degree in international business and is working towards his M.B.A.

**PERSONAL:** Willie is single and makes his offseason home in Denver, CO. He attended Georgetown Prep HS in Rockville, MD, lettering twice in lacrosse and once in football. He lists music and electronics as hobbies.

#### Professional Record

Year	Club	Games	Starts	Tackles	Assists	Total	Sacks
1993	- Denver	15	5	21	15	36	1
TOTAL		15	5	21	15	36	1

### No. 81 MICHAEL ROBERT PRITCHARD

#### Wide Receiver



**Birthdate** - October 25, 1969  
**Birthplace** - Shaw Airforce Base, SC  
**Residence** - Boulder, CO  
**How Acquired** - Trade (Atlanta), 1994  
**College** - Colorado  
**High School** - Rancho HS, Las Vegas, NV  
**Height** - 5-11  
**Weight** - 186  
**Pro Year** - 4th  
**Year with Broncos** - 1st

Mike Pritchard came to the Broncos via a trade with the Atlanta Falcons on draft day 1994. Pritchard is a local favorite, playing his college ball at the University of Colorado in Boulder. In his brief three-year career, Mike has put up some very impressive numbers. His three year total of 201 receptions ranks fifth alltime, one more than perennial All-NFL receiver Jerry Rice had in his first three seasons, and one behind Gary Clark. In 1993 Pritchard was a member of a Falcon trio (Pritchard, Andre Rison, Michael Haynes) that led the NFL in receptions (232) and touchdowns (26). Pritchard and Rison's touchdown totals of 7 and 15 respectively, led the NFL among receiving tandems. For the 1993 season Pritchard finished the year with 74 catches for 736 yards and seven touchdowns. His big game came in the season opener at Detroit, where Pritchard caught a team leading 10 passes for 97 yards. He had a two touchdown day in a big win over Dallas, finishing with six catches for 71 yards. Pritchard finished the 1993 season with at least one-catch in every game he participated. **1992:** Mike continued to be a potent target in the Falcons Red Gun offense in his second year in the system. He also was second on the club in receiving yards with 827 and third in touchdowns with five. He tied his personal best with a nine-catch affair against Dallas, which included the first 100-yard game of his career (105). The former Colorado product collected eight receptions (89 yards) versus the Jets and Bears (52 yards). He hauled in seven catches each against the Saints (85), Dolphins (46) and Rams (82), while establishing four of his top five career receiving yardage games in '92. He scored the Falcons' lone touchdown in the narrow 10-7 loss to the Saints from 14 yards out and grabbed four other scoring passes versus the Packers (2 yards), Dolphins (18), Buccaneers (38) and Rams (11). He had six games with seven or more receptions in '92. In addition, Mike also carried the ball for the first time in his brief career, gaining 38 yards on three carries (long of 22) against the Rams in Week 9. **1991:** Pritchard was a unanimous All-NFL rookie in '91 for producing the second best totals among all first year receivers with 50 catches for 818 yards to trail only Lawrence Dawsey (55-218) of the Bucs. He posted the sixth highest numbers by a rookie wideout #1 pick in the last 12 years with only Shawn Collins, Art Monk, Sterling Sharpe, Eddie Brown and Andre Rison ahead of him. He broke into the starting lineup 11 times in his initial season, ending up tied for second on the club charts with Michael Haynes. A nine-catch, 82-yard day against the Vikes was his best rookie outing. So far in two seasons, Mike has outdistanced all other receivers from the class of '91. He flashed the skills that made him a No. 1 draft pick in his first preseason game in Jacksonville when he scored three touchdowns against the Rams in spectacular fashion with open field runs.

**COLLEGE:** Pritchard was a picture of versatility for Colorado with his ability to play tailback, wingback, wide receiver and returner. Mike averaged 18.8 yards every time he touched the ball in a Buffalo uniform. Breaking it down further, he boasted averages of 26.4 per reception (second best ever), 10.6 per rush and 23.1 per kick return



while scoring 15 career TD's. His longs were just as impressive through the air (70t, 67, 55, 52, 48, 45t and 44t yard catches) or on the ground (78t by rush, 70 and 68 on reverses, 77 KOR). He totaled 2,538 all-purpose yards for the Boulder, CO school, including 1,528 yards as a senior for the Co-National Champions, for an average of 123.1 an outing. His 284 total yards against Tennessee outdistanced another more heralded player's best game (268 yards by Raghib Ismail of Notre Dame). As a senior, he established a single season school record with his 733 receiving yards, and his 10 TD's were the second most ever. His 217 rushing yards vs. the Volunteers was the sixth-best total in the 102-year history of football at Colorado.

**PERSONAL:** Mike is single and makes his offseason home in Boulder, CO. He captured the prestigious Gatorade "Circle of Champions" National Player of the Year award for his exploits on the high school gridiron. An All-America and All-State selection at Rancho High in Las Vegas, he rushed for 1,213 yards with 17 TD's as a senior. That followed a junior season in which he scored 15 times with 1,108 yards on the ground to help the school to the Sunrise League title with a 9-2 record. The gifted runner further impressed scouts with a 169-yard rushing effort on only 14 carries in a postseason all star game. He also had a track background as a prepster running the 100 meters and competing in the long jump. The Economics major at Colorado has always been a big proponent of education. He was a member in good standing of the Academic Starters' program at the Boulder, CO school which rewarded those athletes who held a high grade point average. Mike took the time to show his dedication to education by posing in a Falcons uniform and graduation cap with the inscription, 'The Most Important Head Gear You'll Ever Wear.' The posters were given to every school in the state of Georgia.

#### Professional Record

Year	Club	Games	Starts	RECEPTIONS				RUSHING			
				No.	Yds.	Avg.	TD	No.	Yds.	Avg.	TD
1991	- Atlanta	16	11	50	624	12.5	2	0	0	0.0	0
1992	- Atlanta	16	15	77	827	10.7	5	5	37	7.4	0
1993	- Atlanta	15	14	74	736	9.9	7	2	4	2.0	0
TOTAL		47	40	201	2187	10.9	14	7	41	5.9	0

**ADDITIONAL STATISTICS:** Returned one kickoff for 18 yards, 1991.

#### MIKE PRITCHARD VS. NFL

TEAM	RECEPTIONS	YARDS	TD	AVERAGE
Arizona	12	153	1	12.7
Buffalo	3	26	0	8.6
Chicago	12	75	0	6.3
Cincinnati	5	66	0	13.2
Cleveland	4	32	1	8.0
Dallas	18	206	0	11.4
Green Bay	9	94	1	10.4
Detroit	10	97	0	9.7
Houston	8	80	1	10.0
Kansas City	1	17	0	17.0
L.A. Raiders	2	40	0	20.0
L.A. Rams	20	125	1	6.2
Miami	7	46	1	6.5
Minnesota	9	82	0	9.1
New England	1	16	0	16.0
N.Y. Giants	8	89	0	11.2
New Orleans*	28	315	3	11.2
Pittsburgh	3	43	0	14.3
San Diego	3	34	1	11.3
San Francisco	26	208	0	8.0
Seattle	2	17	0	8.5
Tampa Bay	9	137	1	15.2
Washington*	19	265	1	13.9
Totals	219	2263	12	11.2

\*Includes playoffs

#### MOST CATCHES IN FIRST THREE YEARS

1. Andre Rison	215
2. Sterling Sharpe	212
3. Tom Fears	212
4. Gary Clark	202
5. Mike Pritchard	201
6. Jerry Rice	200
7. Art Powell	200

#### No. 38 REGINALD C. (Reggie) RIVERS

##### Running Back



**Birthdate** - February 22, 1968

**Birthplace** - Dayton, Ohio

**Residence** - Littleton, Colo.

**How Acquired** - FA, 1991

**College** - Southwest Texas State

**High School** - Randolph HS,  
San Antonio, Tex.

**Height** - 6-1

**Weight** - 206

**Pro Year** - 4th

**Year with Broncos** - 4th

Reggie Rivers continued to be a versatile player for the Broncos in 1993, excelling on special teams. Rivers blocked two punts at critical times in the Broncos' wins over Cleveland (11/7) and Kansas City (12/12). At Cleveland, River's blocked punt resulted in a safety, putting the Broncos up 9-0. Versus Kansas City, River's block put the Broncos in position for the touchdown that put the team ahead for good. Rivers was the only NFL player to block two punts in the 1993 season. He also contributed at the running back position, compiling 50 yards rushing with one touchdown, and catching six passes with one TD. **1992:** Rivers emerged as one of Denver's key offensive performers in 1992. He moved into the starting fullback position midway through the season and ended the campaign second on the team in rushing with 282 yards and three touchdowns on 74 carries. He was third with 45 receptions for 449 yards and a score. He scored two game-winning touchdowns, one on a 20-yard run vs. Houston (10/18) with 1:34 left and also with a one-yard run against the Raiders (9/6) with just 55 seconds left in the game. Rivers rushed for a career-high 66 yards at Cleveland (9/27), including a 48-yard run. He set new career marks in receiving with nine catches for 76 yards at San Diego (10/25) and a 37-yard reception vs. Seattle (12/20). Rivers received the Broncos' 1992 Bob Martin Award, which is given annually to the Broncos player who is most cooperative with the media. He also received the team's Community Action Player Award for his volunteer service throughout Colorado. **1991:** He played primarily on special teams in 1991, although he did see some action as a back-up fullback. On the special teams unit Rivers registered 10 tackles, seven assists, and four knockdown blocks - enough to earn a spot on the Pro Football Weekly All-Rookie team as a special teams player. He also rushed two times for five yards.

**COLLEGE:** Rivers rushed for 2,507 yards and 10 touchdowns in four seasons at Southwest Texas State. Following a senior campaign in which he led the Southland Conference with 1,145 yards and five scores for the Bobcats, he earned numerous first- and second-team All-America honors, and was a first-team all-conference selection. In 1989 he was named second-team all-conference and as a freshman was a member of the conference's All-Academic squad.

**PERSONAL:** Reggie is single and lives in Littleton, Colo. Born in Dayton, Ohio, he lettered twice each in football, basketball, and track at Randolph HS in San Antonio, Tex. Reggie has a degree in

journalism and has interned at the San Antonio (Tex.) Light, the Austin (Tex.) American-Statesman, and Newsday (Long Island). During the 1991-92 seasons he wrote a weekly sports column for Denver's Rocky Mountain News, and last year the column was also published in the Ft. Collins (Colo.) Coloradoan, the Laramie (Wyo.) Daily Boomerang, the Rapid City (S.D.) Journal, and the Billings (Mont.) Gazette. He has worked in the last two offseasons as a marketing specialist for Hamilton Sweeney Advertising in Denver. Reggie enjoys reading fiction novels and writing short stories and articles.

### Professional Record

Year	Club	Games	Starts	Att.	RUSHING				TD	No.	RECEIVING				TD
					Yds.	Avg.	TD	Yds.			Yds.	Avg.	TD	Yds.	
1991	Denver	16	0	2	5	2.5	0	0	0	0	0	0.0	0	0	0
1992	Denver	16	3	74	282	3.8	3	45	449	10.0	1				
1993	Denver	16	2	15	50	3.3	1	6	59	9.8	1				
TOTAL		48	5	91	337	3.7	4	51	508	10.0	2				

### SINGLE GAME HIGHS

**Most rushing attempts** – 9 at Seattle, 11/30/92. **Most yards rushing** – 66 at Cleveland, 9/27/92. **Longest run** – 48 at Cleveland, 9/27/92. **Most receptions** – 9 at San Diego, 10/25/92. **Most reception yards** – 76 at San Diego, 10/25/92. **Longest reception** – 37 vs. Seattle, 12/20/92.

**ADDITIONAL STATISTICS:** Fumbled twice and recovered one fumble, 1992; blocked two punts in 1993.

## No. 36 FRANK LAWSON ROBINSON

*Cornerback*



**Birthdate** – Jan. 11, 1969  
**Birthplace** – Newark, N.J.  
**Residence** – Aurora, Colo.  
**How Acquired** – Draft #5, 1992  
**College** – Boise State  
**High School** – Novato HS,  
 Novato, Calif.  
**Height** – 5-11  
**Weight** – 180  
**Pro Year** – 3rd  
**Year with Broncos** – 3rd

Frank Robinson will compete with several newcomers for a spot in a Bronco secondary that's shaping up to be one of the most competitive positions. Robinson played mostly in nickel situations and on special teams in 1993, and recorded his first career interception in a Bronco loss versus Minnesota (11/14). For the year, Robinson was credited with 26 solo tackles and 14 assisted. **1992:** Robinson in 1992 played in the final 12 games of the season with Denver, primarily on special teams. The Broncos' fifth-round draft choice last year, Robinson was waived by the Denver prior to the opening game and was picked up by Cincinnati. The Bengals waived him three weeks later and was resigned by Denver on Sept. 30. As a member of the Broncos' defensive secondary he had five tackles and two assists, and on special teams he returned four kickoffs for a 22.3 average.

**COLLEGE:** Robinson was a two-time all-conference cornerback at Boise State, and earned All-American honors as a senior. He closed out his career with the Broncos with a conference record 22 interceptions and 46 punt returns for 455 yards. As a senior Robinson led the Big Sky Conference with eight pass thefts, returning two for scores. He

had six interceptions as a junior, a season in which he also blocked two extra points, two punts, and three field goals.

**PERSONAL:** Frank is single and has a daughter, Kayla Davelle (12/31/92), and makes his home in the Denver suburb of Aurora. A native of Newark, N.J., he graduated from Novato (Calif.) HS, where he lettered three times in basketball and twice each in football and track. He was a 1986 Bay Area Blue Chip selection who also won academic All-American honors in high school. Frank has a degree in business administration from Boise State and likes to play basketball and Nintendo in his spare time. In the offseason he helped coach a 5th grade basketball team.

### Professional Record

Professional Record							KICKOFF RETURNS			
Year	Club	Games	Starts	TACKLES			No.	Yds.	Avg.	TD
				Tackles	Assists	Total				
1992	Denver ...	12	0	5	2	7	4	89	22.3	0
1993	Denver ...	16	2	26	14	40	0	0	0	0
TOTAL ...		28	2	31	16	47	4	89	22.3	0

### INTERCEPTIONS

Year	Club	No.	Yds.	Avg.	TD
1992	Denver	0	0	0	0
1993	Denver	1	13	13.0	0
TOTAL		1	13	13.0	0

**ADDITIONAL STATISTICS:** Recovered one fumble and blocked a punt, 1992.

## No. 94 JEFF WILLIAM ROBINSON

*Defensive End*



**Birthdate** – February 20, 1970  
**Birthplace** – Spokane, WA  
**Residence** – Spokane, WA  
**How Acquired** – Draft #4, 1993  
**College** – Idaho  
**High School** – Ferris HS,  
 Spokane, WA  
**Height** – 6-4  
**Weight** – 265  
**Pro Year** – 2nd  
**Year with Broncos** – 2nd

Jeff Robinson played sparingly in his rookie season, but improved with each game. In 1994, Robinson will challenge many of the young defensive linemen for more playing time. Regarded as a very hard worker and a good pass rusher, he showed a nose for the ball in limited action, picking up 3.5 sacks on the year. His most productive game came in the season finale at the L.A. Raiders. On the day, he was credited with two solo tackles, both sack related, and one forced fumble.

**COLLEGE:** Robinson was a first team All-America selection (Kodak, Walter Camp, Associated Press and Poor Man's Guide to the NFL Draft) as a senior at Idaho, along with being named to the All-Big Sky first team for the three straight years. He finished his collegiate career with 57.5 sacks, 16 passes defended, and 277 tackles. As a senior Robinson finished the year with 13.5 sacks, 79 tackles (58 solo), 35 pressures, six forced fumbles, five passes defended, and 27 tackles for loss. He was a general studies major while at Idaho.

**PERSONAL:** Jeff is single and makes his offseason home in Spokane, WA. He was an All-Greater Spokane League selection during his three-year prep career at Ferris HS in Spokane, WA.

lettering in basketball and baseball as well. He was an honor roll student, graduating with a 3.7 GPA.

#### Professional Record

Year	Club	Games	Starts	Tackles	Assists	Total	Sacks
1993	Denver	16	0	7	6	13	3.5
TOTAL		16	0	7	6	13	3.5

### No. 86 BARRY ALLEN ROSE

*Wide Receiver*



**Birthdate** – July 28, 1968  
**Birthplace** – Hudson, WI  
**Residence** – Woodville, WI  
**How Acquired** – FA 1993  
**College** – Wisconsin-Steven Point  
**High School** – Baldwin-Woodville, Woodville, WI  
**Height** – 6-0  
**Weight** – 190  
**Pro Year** – 2nd  
**Year with Broncos** – 2nd

Barry Rose was signed to the practice squad by the Broncos after being made available by the Buffalo Bills. He remained on the practice squad for most of the season, but was activated for the last three games of the regular season, as injuries decimated the Bronco wide receiver core. Rose will battle several young wide receivers for a spot on this year's roster. **1992:** Rose spent the entire season on the Bills' practice squad.

**COLLEGE:** Rose was voted MVP of the Division III Wisconsin State University Conference as a senior at Wisconsin-Steven Point. He led the conference in receptions with 63, and led the conference in scoring with 11 touchdowns. He also finished in the top five nationally in receptions yards per catch among wide receivers. In his collegiate career, Rose caught 161 passes for 2,623 yards with 27 touchdowns.

**PERSONAL:** Barry and his wife Tammy have two sons, Cody (9/27/88) and Brady (11/1/93), and the family makes their offseason home in Woodville, WI. Barry played his prep ball at Baldwin-Woodville HS, in Woodville, WI.

#### Professional Record

##### RECEIVING

Year	Club	Games	Starts	No.	Yds.	Avg.	TD
1993	Denver	3	0	0	0	0.0	0
TOTAL		3	0	0	0	0.0	0

### No. 16 THOMAS FRANCIS (TOM) ROUEN

*Punter*



**Birthdate** – June 9, 1968  
**Birthplace** – Hindsdale, IL  
**Residence** – Aurora, CO  
**How Acquired** – FA 1993  
**College** – Colorado  
**High School** – Heritage HS  
**Height** – 6-3  
**Weight** – 215  
**Pro Year** – 2nd  
**Year with Broncos** – 2nd

Tom Rouen punted exceptionally well in 1993 after earning a roster spot in training camp and preseason. Rouen finished second in the AFC and second in the NFL with a 45.0-yard punting average, while his 37.1-yard average is the fourth best in Bronco history, and 37.1-yard net is the fifth best. Rouen's best game came at San Diego, where he averaged 50.5 yards on six punts. **1992:** Rouen played for the World Football League's Ohio Glory, and participated in the training camp of the L.A. Rams. Rouen earned All-World League honors with a 41.5-yard punt average. **1991:** Rouen was a free agent in the New York Giants' training camp.

**COLLEGE:** Rouen finished his collegiate career with a 42.8-yard average, playing for both Colorado and Colorado State (1987). As a junior, Rouen led the nation in punting with a 45.9-yard average, earning him All-America honors.

**PERSONAL:** Tom is single and makes his offseason home in Aurora, CO. He attended Heritage HS in Littleton, CO, playing both football and baseball as a prepster. Tom is heavily active in the community, frequently speaking at schools and functions in the metro Denver area.

#### Professional Record

##### PUNTING

Year	Club	Games	Starts	No.	Yds.	Avg.	Net.	TB	In 20	LG	Bk.
1993	Denver	16	0	67	3017	45.0	37.1	8	17	62	1
TOTAL		16	0	67	3017	45.0	37.1	8	17	62	1

### No. 85 DEREK DWAYNE RUSSELL

*Wide Receiver*



**Birthdate** – July 22, 1969  
**Birthplace** – Little Rock, Ark.  
**Residence** – Englewood, Colo.  
**How Acquired** – Draft #4, 1991  
**College** – Arkansas  
**High School** – Central HS, Little Rock, Ark.  
**Height** – 6-0  
**Weight** – 179  
**Pro Year** – 4th  
**Year with Broncos** – 4th

Derek Russell had his best year in 1993, and is expected to be a key receiver in 1994 with the addition of several free agents. Russell finished the year tied for second on the team in receptions with 44,



second in reception yards with 719, and three touchdowns. He finished the year with two 100-plus receiving days, 104 at Kansas City (9/20) and 111 versus the L.A. Raiders (10/18). Russell also caught a professional high six passes at Kansas City. Russell missed the last three regular season games with an ankle injury. **1992:** Russell played in 12 games with Denver in 1992, starting seven, but dislocated his left thumb at Seattle (11/30) and spent the final four weeks of the campaign on injured reserve. Russell caught 12 passes for 140 yards last year and also returned three kickoffs for a 23.7-yard average. His career stats show 33 receptions for 457 yards and a score and an average of 19.1 on 10 kickoff returns. **1991:** In 1991 he did not have a catch in the first five weeks of the campaign, yet tied for fifth on the team with 21 receptions for 317 yards and a TD. Russell had three receptions in five games and his best performance came vs. Kansas City (10/20) when he had three catches for 69 yards and a score. He also averaged 17.1 yards on seven kickoff returns last year. Russell did not play in games three through five because of a groin pull, but was a member of Denver's starting lineup in each of the last five regular season games and in both postseason contests. He had a 20-yard catch in Denver's victory over Houston in the Divisional Playoff Game (1/4). Russell was taken by the Broncos with a fourth-round pick in 1991 that was acquired as part of the Gaston Green-Gerald Perry trade with the Rams.

**COLLEGE:** Russell finished out his career at the University of Arkansas as the school's fifth all-time reception leader with 91, and his total of 1,874 yards ranks second in Razorback annals. He caught 43 passes for 897 yards as a senior and earned All-America and all-conference honors, closing out his career with an appearance in the Senior Bowl. Russell also earned second-team All-America notice as a junior.

**PERSONAL:** Derek has a son, Nicolis (8/21/89), and they make their offseason home in Little Rock, Ark. A native of Little Rock, Ark., he attended Central HS there and was honored as All-America and all-state. He was also named the player of the year by the Arkansas Gazette and athlete of the year by the Arkansas Democrat. Derek was named All-America in track as well. He is a cousin of the NBA's Sidney Moncrief and lists fishing and basketball as two of his favorite pastimes.

#### Professional Record

Year	Club	Games	Starts	RECEIVING			KICKOFF RETURNS			
				No.	Yds.	Avg.	TD	No.	Yds.	Avg.
1991	Denver	13	5	21	317	15.1	1	7	120	17.1
1992	Denver	12	7	12	140	11.7	0	3	71	23.7
1993	Denver	13	12	41	690	16.8	3	17	361	21.2
TOTAL		38	24	74	1147	15.5	4	27	552	20.4

#### Single Game Highs

(Postseason in parenthesis)

**Most receptions** – 6, at Kansas City (9/20) and at Seattle (11/28).  
**Most reception yards** – 111 vs. L.A. Raiders (10/18). **Longest reception** – 43 vs. L.A. Raiders (10/18).

**ADDITIONAL STATISTICS:** Fumbled once and recovered one fumble for a touchdown, 1993.

#### DEREK RUSSELL VS. NFL

TEAM	RECEPTIONS	YARDS	TD	AVERAGE
Arizona	1	10	0	10.0
Cleveland	3	60	0	20.0
Green Bay	5	75	0	15.0
Houston*	4	52	0	13.0
Indianapolis	4	64	1	16.0
Kansas City	11	198	1	18.0
LA Raiders*	10	214	1	21.4
Minnesota	5	57	1	11.4
New England	6	89	0	14.8
NY Jets	1	17	0	17.0
Philadelphia	1	5	0	5.0
Pittsburgh	5	93	0	18.6
San Diego	11	117	0	10.6
Seattle	10	140	0	14.0
Washington	3	32	0	10.7
Totals	80	1223	4	14.3

\*Includes playoffs

#### No. 55 GLENELL SANDERS

*Linebacker*



**Birthdate** – November 4, 1966  
**Birthplace** – Clinton, LA  
**Residence** – Clinton, LA  
**How Acquired** – FA, 1994  
**College** – Louisiana Tech  
**High School** – Clinton HS, LA  
**Height** – 6-1  
**Weight** – 237  
**Pro Year** – 4th  
**Year with Broncos** – 1st

Glenell Sanders signed with the Broncos as a free agent in the 1994 offseason after spending two seasons out of football. **1992:** Sanders was released by the Los Angeles Rams in training camp and spent the year out of football. **1991:** Sanders appeared in all 16 games for the Rams, finishing the year with 22 tackles (20 solo). In his only start versus the Giants (9/8), he finished with five total tackles. **1990:** Sanders played in two games for the Chicago Bears finishing the year with two assisted tackles.

**COLLEGE:** Sanders was a three-time Kodak All-America at Louisiana Tech, and was named the All-Louisiana Defensive Player of the Year three times. He holds the Louisiana Tech record in career tackles 551 and single season tackles (183). He had 15 or more tackles in 20 games.

**PERSONAL:** Glenell is single and makes his offseason home in Clinton, LA. He was the offensive and defensive MVP for Clinton HS as a senior.

#### Professional Record

Year	Club	Games	Starts	Tackles	TACKLES		Total
					Assists		
1990	Chicago	2	0	0	2		2
1991	LA Rams	16	1	20	2		22
1992				OUT OF FOOTBALL			
1993				OUT OF FOOTBALL			
TOTAL		18	1	20	4		24



## No. 76 KIRK TIPPET SCRAFFORD



**Tackle**

**Birthdate** – March 15, 1967  
**Birthplace** – Billings, Mont.  
**Residence** – Billings, Mont.  
**How Acquired** – FA, 1993  
**College** – Montana  
**High School** – Billings High, Mont.  
**Height** – 6-6  
**Weight** – 255  
**Pro Year** – 5th  
**Year with Broncos** – 2nd

Kirk Scrafford was picked up by the Broncos during the 1993 preseason after he was waived by the Cincinnati Bengals. He played mostly on special teams, but filled in admirably when called upon to play on the offensive line. He will battle several rookies for a spot on this year's roster. **1992:** In 1992, Scrafford started four games for the Bengals and played in eight. **1991:** Scrafford started five of the nine games in which he played for Cincinnati in 1991. **1990:** Scrafford played in two games for the Bengals in 1990.

**COLLEGE:** Scrafford was an All-Big Sky selection in 1983 and 1989, and received All-America honorable mention honors in 1989. He was also an Academic All-Big Sky selection in 1988 and 1989 at Montana.

**PERSONAL:** Kirk was a standout on the Billings High track team, where he was the state champion in the discus. His hobbies include hunting and fishing.

### Professional Record

Year	Club	Games	Starts
1990	Cincinnati	2	0
1991	Cincinnati	9	5
1992	Cincinnati	8	4
1993	Denver	16	0
TOTAL		35	9

## No. 84 SHANNON SHARPE



**Tight End**

**Birthdate** – June 26, 1968  
**Birthplace** – Chicago, Ill.  
**Residence** – Glennville, Ga.  
**How Acquired** – Draft #7, 1990  
**College** – Savannah State  
**High School** – Glennville HS, Glennville, Ga.  
**Height** – 6-2  
**Weight** – 230  
**Pro Year** – 5th  
**Year with Broncos** – 5th

Shannon Sharpe had his best year as a pro in 1993. He was named to his second straight Pro Bowl, along with being named to virtually every All-NFL team. Sharpe led the Broncos in receptions with 81, which ranked him third in the AFC and eighth in the NFL. His 81 receptions rank fourth in Bronco history, and are the most since Lionel Taylor's 85 in 1965. Sharpe was also on the receiving end of nine TD passes,

which tied him for second in the AFC. He accounted for at least two receptions in every game in 1993, with his season high coming against Kansas City (12/12). In that game Sharpe recorded 10 receptions for 65 yards and three touchdowns. His best game yardage wise came in the season finale at the L.A. Raiders (1/2), accounting for 115 yards on six receptions with two touchdowns. The next week in the wild card matchup with the same Raiders (1/9), Sharpe tied a playoff record with 13 receptions. He and his brother Sterling of the Green Bay Packers remain the only brother combination to lead their teams in receptions in the same year. The Sharpe brothers have now duplicated the feat for the second straight season. **1992:** Sharpe led all Denver receivers in 1992 with a career-high 53 receptions for 640 yards and two touchdowns. Shannon and his brother Sterling of the Green Bay Packers became the only brother combination in NFL history to lead their respective teams in receiving in the same season. Sharpe had two 100-yard receiving games last year, catching seven passes for 109 yards at Buffalo (12/12) and nine for a career-high 118 yards vs. Kansas City (10/4). He also had nine receptions at Washington (10/12) and had seven in the season finale at Kansas City (12/27). Sharpe, who was in the starting line-up 12 times in 1992, also set a new career high with a 55-yard reception at Cleveland (9/27). **1991:** Sharpe was converted from wide receiver to H-back in 1991 and had a fine season, catching 22 passes for 322 yards and a touchdown and also gaining 15 yards on a reverse. He made half of his receptions in the final three weeks of the campaign, with 11 catches for 159 yards. Sharpe established new career highs at Cleveland (12/8) with four receptions for 59 yards, and had four catches the following week vs. Phoenix (12/15). On special teams he posted a team-high 12 tackles, with five assists and two knockdown blocks. Sharpe appeared in Denver's starting line-up nine times during the regular season. He closed out the postseason with six catches for 60 yards, with three for 20 against Houston (1/4) and three for 40 at Buffalo in the AFC Championship Game (1/12). **1990:** Denver's seventh round draft choice in 1990, Sharpe saw more playing time as the season progressed and closed out the year with seven receptions for 99 yards and a score. He had his top receiving game at Kansas City (12/9) with three catches for 41 yards and his first professional touchdown. Sharpe was also one of the Broncos' top special teams performers, netting 16 total tackles, six knockdown blocks, and a forced fumble.

**COLLEGE:** Sharpe had a tremendous career at Savannah State College, where he was a three-time All-American, All-Southern Intercollegiate Athletic Conference, and all-state selection, as well as the three-time conference offensive player of the year. Sharpe closed out his college play with 192 receptions for 3,744 yards, a 19.5 average, and 40 touchdowns. He ended his career with appearances in the East-West Shrine and Blue-Gray all-star games. Sharpe set school records for most consecutive games with a reception (39), with a touchdown (14), and for most games with over 100 yards receiving (17). As a senior he caught 61 passes for 1,312 yards and 18 TDs, and had three games with more than 200 yards receiving and one game with four touchdown catches. Sharpe was a criminal justice major.

**PERSONAL:** Shannon is single with a daughter, Shannen Kaley (4/3/93), and makes his home in Glennville, GA., where he attended Glennville HS and was all-county, all-region, and all-area in football. In addition to four letters in football, he lettered three times in basketball and four times in track, setting a Georgia state class A record in the triple jump (48-3) as a junior, and breaking that mark as a senior (49-5). He won the regional triple jump title three straight years and the regional discus throwing title twice. Shannon was also a two-time all-area selection in basketball, and he scored over 1,000 points in three seasons, and averaged 30 points and 15 rebounds as a senior. He once scored 52 points in a game and once grabbed 27 rebounds in a game. His brother Sterling was an All-American at South Carolina and has earned All-NFL status in both of his first two NFL seasons with the Green Bay Packers. Shannon has several cousins who

played college football, and he lists his hobbies as fishing, basketball, weight lifting, and his two Rottweilers, Kane and Killian.

### Professional Record RECEIVING

Year	Club	Games	Starts	No.	Yds.	Avg.	TD
1990	Denver	16	2	7	99	14.1	1
1991	Denver	16	9	22	322	14.6	1
1992	Denver	16	12	53	640	12.1	2
1993	Denver	16	12	81	995	12.3	9
TOTAL		64	35	163	2056	12.6	13

### SINGLE GAME HIGHS (Postseason in parenthesis)

**Most receptions** – 10 versus Kansas City, 12/12/93 (13 at L.A. Raiders, 1/9/94). **Most reception yards** – 115 at L.A. Raiders 1/2/94 (156 at L.A. Raiders, 1/9/94). **Longest reception** – 63 versus Pittsburgh, 11/21/93 (23 at L.A. Raiders, 1/9/94).

**ADDITIONAL STATISTICS:** Fumbled once, 1990; recovered one fumble, 1991; fumbled once, 1992; fumbled once, 1993.

### SHANNON SHARPE VS. NFL

TEAM	RECEPTIONS	YARDS	TD	AVERAGE
Arizona	5	51	1	12.8
Buffalo*	10	149	1	14.9
Chicago	2	20	0	10.0
Cincinnati	3	43	0	14.3
Cleveland	10	175	1	17.5
Dallas	3	16	0	5.3
Detroit	1	33	0	33.0
Green Bay	7	55	0	7.9
Houston*	6	57	0	9.5
Indianapolis	4	50	1	12.5
Kansas City	38	433	4	11.4
LA Raiders*	11	194	3	14.1
Minnesota	8	107	0	13.3
New England	1	5	0	5.0
NY Jets	8	88	0	11.0
NY Giants	4	34	0	8.5
Philadelphia	2	2	0	1.0
Pittsburgh	6	93	0	15.5
San Diego	15	230	1	15.3
Seattle	11	145	1	13.2
Tampa Bay	6	65	0	10.8
Washington	9	71	0	7.9
Totals	169	2116	13	12.0

\*Includes playoffs

## No. 26 BEN SMITH

### Cornerback



**Birthdate** – May 14, 1967  
**Birthplace** – Warner Robbins, GA  
**Residence** – Philadelphia, PA  
**How Acquired** – Trade (Phil), 1994  
**College** – Georgia  
**High School** – Warner Robbins HS, GA  
**Height** – 5-11  
**Weight** – 185  
**Pro Year** – 5th  
**Year with Broncos** – 1st

**B**en Smith came to the Broncos via a trade with the Philadelphia Eagles in the 1993 offseason. Smith began the 1993 season with concerns about his health after a left knee injury that required two surgeries had sidelined him since 11/10/91, but by season's end all doubts were erased. Smith spent the first six games as the Eagles' nickelback and platooning with Mark McMillian in the second half of games. His effort on the field goes without question. Versus the New York Jets (10/3), Smith knocked down a Jet player that freed teammate Eric Allen after an Allen interception. Smith then raced down field to pick off the last would-be tackler to allow Allen to complete a 94-yard interception return for a touchdown. Smith returned to the starting lineup versus Dallas (10/31), and started the next two games before the flu and back troubles sidelined him for games 10-12. Upon his return he played in nickel situations for the final four contests. He finished the season with 40 tackles (26 solo). **1992:** Smith missed the entire season while rehabilitating from a severe left knee injury that ended his 1991 campaign at Cleveland (11/10). This injury happened just one series after Smith picked off Bernie Kosar, ending Kosar's NFL record of 309 consecutive passes without an interception. He finished the year with 34 tackles (24 solo) and two interceptions. **1990:** Smith was selected in the first round (22 selection overall) and was select to the NFL's All-Rookie team (Football News) at season's end. Smith started in 13 of the sixteen games as a rookie at both safety and cornerback. He made his first career interception versus the Arizona Cardinals (9/16), and also had thefts versus Indianapolis (9/30) and Dallas (12/23). For the season Smith was credited with 91 tackles (62 solo) and three interceptions. He led the Eagles with 14 passes defended on the year.

**COLLEGE:** Smith moved from cornerback to free safety his senior year at Georgia. He led the Southeastern Conference in interceptions with 10 (third in the nation), which earned him second-team All-America, first-team All-SEC, and team defensive MVP honors. As a junior he was a first-team All-SEC and honorable mention All-America at left cornerback. He moved into the Bulldogs' starting lineup two games into the 1987 season after transferring from Northeastern Oklahoma A & M.

**PERSONAL:** Ben is single and makes his offseason home in Philadelphia, PA. As a senior Ben earned first team all-state and defensive player of the year honors (Atlanta Constitution) at Warner Robbins HS in Macon, GA. He finished the year with 10 interceptions. He is part owner of "Club Caribe," a Philadelphia nightclub that opened in January of 1993. He is the fourth of five children and enjoys basketball, fishing, dancing, and working with children.

### Professional Record

Seasonal Record										
Year	Club	Games	TACKLES				INTERCEPTIONS			
			Starts	Tackles	Assists	Total	No.	Yds.	Avg.	TD
1990	Philadelphia	16	13	62	29	91	3	1	.3	0
1991	Philadelphia	10	10	24	10	34	2	6	3.0	0
1992	Philadelphia	13	3	26	14	40	0	0	0.0	0
1993	Philadelphia	13	3	26	14	40	0	0	0.0	0
INJURED RESERVE										
TOTAL		39	26	112	53	165	5	7	1.4	0

### No. 95 ALPHONSO TAYLOR

#### Nose Tackle



**Birthdate** – September 7, 1969  
**Birthplace** – Trenton, NJ  
**Residence** – Trenton, NJ  
**How Acquired** – FA 1993  
**College** – Temple  
**High School** – Central HS, Trenton, NJ  
**Height** – 6-3  
**Weight** – 320  
**Pro Year** – 2nd  
**Year with Broncos** – 2nd

Alphonso Taylor was signed off the practice squad of the Arizona Cardinals in 1993, and will compete for a roster spot with several other young defensive linemen in 1994. Taylor played in three games for the Broncos in 1993, finishing the season with three solo tackles. **1992:** In 1992 Taylor spent the season on the Cardinal practice squad.

**COLLEGE:** Taylor began his collegiate career on the offensive side of the ball for the Temple Owls. As a junior he converted to the defense, setting a Big-East record for most forced fumbles in his senior year with five. He finished his Owl career with 67 tackles (62 as a senior), five forced fumbles, and five tackles for a loss.

**PERSONAL:** Alphonso is single and makes his offseason home in Trenton, NJ. He was a football and track standout at Central HS in Trenton, where he earned numerous All-America honors.

### Professional Record

Year	Club	Games	Starts	TACKLES			Sacks
				Tackles	Assists	Total	
1993	Denver	3	0	3	0	3	0.0
TOTAL			3	0	3	3	0.0

### No. 87 CEDRIC CARNEL TILLMAN

#### Wide Receiver



**Birthdate** – July 22, 1970  
**Birthplace** – Natchez, Miss.  
**Residence** – Gulfport, Miss.  
**How Acquired** – Draft #11, 1992  
**College** – Alcorn State  
**High School** – Gulfport HS, Gulfport, Miss.  
**Height** – 6-2  
**Weight** – 204  
**Pro Year** – 3rd  
**Year with Broncos** – 3rd

Cedric Tillman made significant strides after being forced into the starting lineup late in the season in 1993, and he figures to battle several other young receivers for playing time because of the addition of veteran wide outs. Tillman had his best year as a pro in 1993, catching 17 passes for 193 yards and two touchdowns. **1992:** Tillman played in 10 games with Denver in 1992 and emerged late in the campaign as a dependable receiver. He had 12 total receptions last year for 211 yards and one score, and all but one catch came in the final four games. Tillman's first reception as a pro came at Cleveland (9/27), but he was not on the receiving end of another pass until he combined with Arthur Marshall on an 81-yard TD pass vs. Dallas (12/6), the Broncos' longest play of the 1992 season. He caught five passes for 32 yards the following week at Buffalo (12/12) and had three receptions in each of the last two games. Tillman was on the active roster for the first eight games, playing in six, and was on the practice squad in weeks 10 through 12. He re-joined the active roster on Dec. 1. Tillman was drafted last year by Denver in the 11th round.

**COLLEGE:** Tillman closed out his career at Alcorn State second on the Braves' all-time list in receptions (129) and touchdown catches (20), while his 1,974 reception yards were third in team annals. He was a first team All-American by the Poor Man's Guide to the NFL Draft and an all-conference pick as a senior. In his junior season Tillman earned second team all-SWAC honors, and he played basketball as well as a freshman.

**PERSONAL:** Cedric and his wife Roshanda make their offseason home in Aurora, CO. The Natchez, Miss., native lettered three times each in football, basketball, and track, and garnered all-conference and all-area honors in both football and basketball. He is a cousin of NFL running back Lewis Tillman and enjoys swimming, basketball, and pool.

### Professional Record

				RECEIVING			
Year	Club	Games	Starts	No.	Yds.	Avg.	TD
1992	Denver	10	1	12	211	17.6	1
1993	Denver	14	3	17	193	11.4	2
TOTAL		24	4	29	404	13.9	3

### SINGLE GAME HIGHS

**Most receptions** – three games. **Most reception yards** – 91 at L.A. Raiders 1/2/94. **Longest reception** – 81t vs. Dallas, 12/6/92.

**ADDITIONAL STATISTICS:** Fumbled once and recovered one fumble, 1993.



## No. 98 TED WASHINGTON

### Nose Tackle



**Birthdate** – April 13, 1968  
**Birthplace** – Tampa, FL  
**Residence** – San Jose, CA  
**How Acquired** – Trade (San Fran.), 1994  
**College** – Louisville  
**High School** – Tampa Tech HS, FL  
**Height** – 6-4  
**Weight** – 295  
**Pro Year** – 4th  
**Year with Broncos** – 1st

Ted Washington came to the Broncos via a trade with the San Francisco 49ers in the 1994 offseason. The former first-round draft pick finished the 1993 season with 41 tackles (36 solo) and three sacks. Washington missed four games with injuries (pinched nerve and shoulder), but turned in a team leading six tackles with a sack versus New Orleans (11/22). He was very active on the line of scrimmage, tipping a pass versus the LA Rams (10/31) that resulted in an interception. Washington's 1993 season ended when he suffered a broken leg in the NFC Championship Game versus Dallas. **1992:** Washington started in six of the 16 regular season contests, finishing the year with 35 total tackles (27 solo) and two sacks. He made the first of four consecutive starts versus New Orleans (11/22), posting three tackles. **1991:** Washington was drafted in the first round (25th overall) by the 49ers. He finished his rookie year with 21 total tackles (20 solo) and one sack. He played in all 16 of the 49ers' regular season games with no starts. When drafted, he became the third highest player ever taken from the University of Kentucky.

**COLLEGE:** All-South Independent as a senior at Kentucky, finishing the year with 76 tackles, seven sacks and three blocked field goals. Washington participated in both the senior and Japan Bowls, showing his talents to the NFL coaches and scouts. He was All-Metro as a sophomore. Washington was a physical education major.

**PERSONAL:** Ted and his wife Verlisa make their offseason home in San Jose, CA. He participated in football, baseball, track and wrestling at Tampa Tech HS in Florida, where he was the state wrestling champ as a senior. His father (Ted) played linebacker for the Houston Oilers (1973-82).

### Professional Record

#### TACKLES

Year	Club	Games	Starts	Tackles	Assists	Total	Sacks
1991	San Francisco	16	0	20	1	21	1
1992	San Francisco	16	6	27	8	35	2
1993	San Francisco	12	12	36	5	41	3
TOTAL		44	18	83	14	97	4

## No. 90 DANIEL WILLIAMS II

### Defensive Tackle



**Birthdate** – December 15, 1969  
**Birthplace** – Ypsilanti, MI  
**Residence** – Parker, CO  
**How Acquired** – Draft #1, 1993  
**College** – Toledo  
**High School** – Ypsilanti HS, Ypsilanti, MI  
**Height** – 6-4  
**Weight** – 290  
**Pro Year** – 2nd  
**Year with Broncos** – 2nd

Dan Williams was the Broncos' first round draft choice (11th pick overall) and was considered a force against the run in his rookie season. After suffering a knee injury in the second game of the season versus San Diego (9/12), Williams missed three games and then re-injured the same knee in the final regular season game at the L.A. Raiders (1/2). He has had a good rehabilitation period in the offseason and is expected to be ready for the 1994 season. In 1993 Williams started in 11 of the 13 games in which he played, accounting for 37 total tackles on the year, 18 solo and 19 assisted. He was also credited with 1.5 sacks and one fumble recovery.

**COLLEGE:** Williams was regarded as one of the premier pass rushers in the 1993 NFL draft. He was an All-American and a first team All-Mid American Conference pick as a senior at Toledo by the Football News. He posted 13 sacks as a senior to go along with 104 tackles (59 solo), and 33 quarterback pressures. For his career at Toledo Williams accounted for 256 tackles (143 solo), 28 sacks, and 80 pressures. He was a criminal justice major at Toledo.

**PERSONAL:** Dan and his wife Angela make their offseason home in Parker, CO, with their first child Courtney Danielle (4/4/94). Dan lettered once in both football and basketball, earning all-conference, all-metro, and all-area honors in his only varsity season.

### Professional Record

#### TACKLES

Year	Club	Games	Starts	Tackles	Assists	Total	Sacks
1993	Denver	13	11	18	19	37	1.5
TOTAL		13	11	18	19	37	1.5

## No. 79 DAVID HAROLD WIDELL, Jr.

### Guard/Tackle



**Birthdate** – May 14, 1965  
**Birthplace** – Hartford, Ct.  
**Residence** – Aurora, Colo.  
**How Acquired** – Trade with Dallas, 1990  
**College** – Boston College  
**High School** – South Catholic HS, Hartford, Ct.  
**Height** – 6-6  
**Weight** – 292  
**Pro Year** – 7th  
**Year with Broncos** – 5th

Dave Widell's versatility was a major help to the Broncos' offensive line in the 1993 season, playing at both the guard and center positions. Widell is slated as the starting left guard in 1994 with most of the same offensive linemen returning for the 1994 season. Widell also remained a key contributor on special teams, as the Broncos' long snapping specialist. **1992:** Widell played in every game in 1992 and started at center in the season opener against the Raiders (9/6). Besides his work on the offensive line, Widell was also Denver's snapper on punts last year. **1991:** He had a good year for Denver in 1991, and his versatility proved valuable in the postseason. He started two games at left guard, including the season opener against Cincinnati (9/1), and filled in at center for Keith Kartz against Houston and Buffalo in the playoffs. He was acquired in a trade with Dallas, (8/24/90), where he had played since joining the Cowboys as a fourth-round draft choice in 1988. **1990:** He played in every game in 1990 and started at left guard in the final five weeks of the campaign, while also serving as the Broncos' punt snapper. **1988-89:** In two seasons with Dallas, Widell started 11 times, eight times at left tackle and three times at right tackle. He started in the season opener of his rookie year, becoming the first Cowboy rookie to start the first game of the season since Burton Lawless in 1974.

**COLLEGE:** Widell was a three-year starter at Boston College and was named All-East Coast and honorable mention All-America as a senior, joining his brother Doug in the Eagles' starting lineup. A versatile athlete, he backed up left tackle in his freshman year, shared the center position his sophomore season, and handled the long-snapping duties for three and a half years.

**PERSONAL:** David and his wife Shawn make their offseason home in the Denver suburb of Aurora, where Shawn manages a John Atencio Jewelry Store. A native of Hartford, Ct., David plays an active role in many charities both in Connecticut and Colorado: Colorado and Connecticut Special Olympics, Colorado and Connecticut D.A.R.E. Program, Connecticut Little League Baseball, National Sportcenter for the Disabled at Winter Park, Colorado Sports for the Physically Challenged, and other charity events. At South Catholic HS David was an all-state tight end and nosetackle. In college David received his degree in finance. Dave's hobbies include golf and fly-fishing.

### Professional Record

Year	Club	Games	Starts
1988	- Dallas	14	9
1989	- Dallas	15	2
1990	- Denver	16	5
1991	- Denver	16	2
1992	- Denver	16	1
1993	- Denver	15	15
TOTAL		92	34

**ADDITIONAL STATISTICS:** Recovered one fumble. 1988: recovered two fumbles, 1992.

## No. 92 DAVID MATTHEW WYMAN

### Linebacker



**Birthdate** – March 31, 1964  
**Birthplace** – San Diego, CA  
**Residence** – Kirkland, WA  
**How Acquired** – Unrestricted FA, 1993  
**College** – Stanford  
**High School** – Wooster HS, Reno, NV  
**Height** – 6-2  
**Weight** – 248  
**Pro Year** – 8th  
**Year with Broncos** – 2nd

David Wyman played solid at inside linebacker in 1993, his first year as a Bronco. His veteran leadership helped fill the Bronco linebacking spot that was left vacant in the 1993 offseason. Wyman finished second on the team in tackles with 133 (91 solo), as well as scoring his first touchdown on a fake field goal play at San Diego (12/5). Wyman was also credited with one pass interception, versus Tampa Bay (12/26), and two fumble recoveries, at Seattle (11/28) and at Chicago (12/18). **1992:** Wyman is in his seventh season as a pro, and is coming off a productive 1992 season. He started the first 11 games at middle linebacker for the Seahawks before injuring an arch while making a goal line tackle against Kansas City (11/22). The foot injury caused him to miss the last five games of Seattle's season. Wyman finished the 1992 season with 83 tackles, which led the team at the time of his injury. **1987:** He was a second round draft choice of the Seahawks in 1987. He played in four games with no starts as a rookie. Seattle had reached an agreement to trade Wyman to San Francisco in November of 1987, but a shoulder injury caused him to fail the 49er's team physical, which voided the trade. **1988:** Wyman started all 16 games in 1988, ranking second on the team in tackles with 97. In his big game against San Francisco, Wyman racked up 14 tackles, including two-and-a-half sacks. That year he had five games in which he made at least 10 tackles. **1989:** In 1989 Wyman developed further as an inside linebacker. He became the only Seahawk linebacker to start all 16 games, and he finished second on the team in tackles with 98. **1990:** The 1990 season saw Wyman spend the first eight games of the season on injured reserve, due to a knee injury suffered during training camp. Upon his return in the final eight games, Wyman was credited with 48 tackles, two tackles for loss, a sack, a fumble recovery and two interceptions. **1991:** In 1991 Wyman started the first four games before sustaining another knee injury at Kansas City. He spent the next 10 weeks on injured reserve before returning to the starting line-up against Atlanta. He was credited with 22 tackles for the season.

**COLLEGE:** Wyman was a first-team All-America and a first-team All-Pac 10 selection as a senior at Stanford. He led the team in tackles in 1986 with 169, intercepted three passes and recovered one fumble. He had a season-high 27 tackles against the University of Southern California and totaled 11 tackles in a 27-21 loss to Clemson in the Gator Bowl. Wyman was redshirted in 1985 after suffering a severe knee injury in 1984. He was a second team all-conference choice in 1983 and 1984 along with the team MVP honor in 1984. He had 128 tackles as a junior and 144 as a sophomore. Wyman finished his career at Stanford with 458 tackles, seven fumble recoveries, and seven interceptions. He majored in communications.

**PERSONAL:** David and his wife Shannen were married on May 22, 1993, and the couple makes their home in Kirkland, Washington, with their son Jake (4/14/94). He earned the Nevada Player of honor as a senior at Wooster HS in Reno, Nevada. He also was the state champion in the shot put and lettered in basketball.

## Professional Record

Year	Club	Games	Starts	Tackles	TACKLES		Sacks
					Assists	Total	
1987	Seattle	4	0	3	0	3	0
1988	Seattle	16	16	76	27	103	2.5
1989	Seattle	16	16	77	27	104	0
1990	Seattle	8	8	37	12	49	1.0
1991	Seattle	6	5	19	3	22	0
1992	Seattle	11	11	54	29	83	0
1993	Denver	16	16	91	42	133	2
TOTAL		77	72	357	140	497	5.5

**ADDITIONAL STATISTICS:** Forced one fumble and recovered two fumbles, 1988; forced two fumbles, 1989; recovered one fumble and intercepted two passes, 1990; forced two fumbles and recovered one fumble, 1992; intercepted one pass, recovered one fumble and scored one touchdown receiving, 1993.

## No. 65 GARY WAYNE ZIMMERMAN

### Tackle



**Birthdate** – December 13, 1961  
**Birthplace** – Fullerton, CA  
**Residence** – Parker, CO  
**How Acquired** – Trade with Minnesota, 1993  
**College** – Oregon  
**High School** – Walnut High, CA  
**Height** – 6-6  
**Weight** – 294  
**Pro Year** – 9th  
**Year with Broncos** – 2nd

Gary Zimmerman was acquired by the Broncos in a trade with Minnesota prior to the last preseason game in 1993, and was immediately inserted into the starting lineup. He started every game of the 1993 season at left tackle for the Broncos, solidifying an offensive line that allowed time for quarterback John Elway to post career numbers. He was a major factor in the success of the Broncos offensive line and is considered one of the games best at left tackle. Zimmerman is very durable, starting 107 straight games for the Broncos and Vikings, and he has started every game in which he has played as a pro (125). A consummate professional year in and year out, he has been elected to the Pro Bowl four times (1987-89, 1992), and was an alternate selection in 1993. He has been named All-NFL twice (1987-88), NFL Lineman of the Year in 1987, and second team All-NFL of the 1980's. **1992:** In 1992 he was named to the Pro Bowl as a starter, his first trip since 1989. **1991:** In 1991 he anchored a Minnesota line that helped the Vikings lead the NFC in rushing. **1990:** In 1990 Zimmerman started all 16 games despite being hampered by various injuries. He underwent surgery on his ankle and elbow at the end of that season. **1987-89:** In 1989 he was selected to his third Pro Bowl appearance. The other two appearances were in 1988 and 1987. **1986:** Nineteen eighty-six was his first year in the NFL and he earned All-NFL honors. **1984-85:** He began his pro career as a second round pick by the Los Angeles Express of the USFL in 1984.

**COLLEGE:** Zimmerman was a first team All-Pac 10 selection, and earned Sporting News second team and Associated Press third team honors as a senior in 1983. He was a part-time player in as a freshman, and played both ways in 1981 before becoming a starter as a junior.

**PERSONAL:** Gary was born in Fullerton, CA, where he was an all-league middle linebacker at Walnut High. He and his wife Lisa have two daughters, Lindsay Rae (2/9/88) and Kelsey Marie (1/14/92), and the couple makes their offseason home in Parker, CO. His hobbies include hunting, fishing, working with computers and flying.

## Professional Record

Year	Club	Games	Starts
1986	Minnesota	16	16
1987	Minnesota	12	12
1988	Minnesota	16	16
1989	Minnesota	16	16
1990	Minnesota	16	16
1991	Minnesota	16	16
1992	Minnesota	16	16
1993	Denver	16	16
TOTAL		124	124

**ADDITIONAL STATISTICS:** Recovered one fumble, 1993.



# DENVER BRONCOS STARTERS, 1960-93

Listed below are the usual starters, by position, for the Denver Broncos on a season-by-season basis from 1960-93. A player must have been the starter for the majority of the games that season to be designated as the starter. If the number of starting assignments at a position were virtually equal, two players have been listed, with the player who had the greater playing time listed first. The term "Ret" is used to designate someone who was a kick return specialist.

## 1960

### OFFENSE

LE	87	Lionel Taylor
	85	Jim Greer
LT	74	Gordon Holz
	77	Carl Larpenier
LG	60	Ken Adamson
C	51	Mike Nichols
RG	71	Willie Smith
RT	75	Eldon Danenhauer
RE	81	Bill Jessup
	88	Pat Epperson
FL	41	Bob McNamara
	81	Ken Carpenter
QB	18	Frank Tripucka
HB	20	Henry Bell
	21	Gene Mingo
FB	35	Dave Rolfe
P	18	George Herring
PK	21	Gene Mingo
Ret	40	Al Carmichael

### DEFENSE

LE	65	Joe Young
	70	Don King
LT	64	Bud McFadin
RT	67	John Hatley
RE	61	Chuck Gavin
	76	Bill Yelverton
LLB	33	Pete Mangum
	53	Bob Hudson
MLB	34	Hardy Brown
	52	Frank Kutcha
RLB	84	Albert Day
LC	43	Frank Bernardi
	41	Bob McNamara
RC	83	John Pyeatt
LS	42	Al Romine
RS	23	Goose Gonsoulin

## 1961

### OFFENSE

LE	87	Lionel Taylor
LT	77	Jack Mattox
LG	60	Ken Adamson
C	51	Mike Nichols
	52	Jim Barton
RG	77	Carl Larpenier
RT	75	Eldon Danenhauer
TE	88	Gene Prebola
FL	42	Al Frazier (Ret)
QB	18	Frank Tripucka
	16	George Herring
HB	34	Don Stone
FB	33	Fred Bukaty
P	16	George Herring
PK	21	Gene Mingo
	84	Jack Hill

### DEFENSE

LE	66	John Cash
LT	64	Bud McFadin
RT	74	Gordon Holz
RE	61	Chuck Gavin
LLB	53	Bob Hudson
MLB	55	Wahoo McDaniel
RLB	68	Bill Roehnelt
	62	Jerry Stallcup
LC	41	Bob McNamara
RC	45	Jim McMillan
LS	15	Phil Nugent
RS	23	Goose Gonsoulin

## 1962

### OFFENSE

LE	87	Lionel Taylor
LT	72	Jerry Sturm
	71	Jim Perkins
LG	60	Ken Adamson
C	52	Jim Barton
RG	67	Bob McCullough
RT	75	Eldon Danenhauer
TE	88	Gene Prebola
FL	82	Bob Scarpitto
	42	Al Frazier (Ret)
QB	18	Frank Tripucka
	17	George Shaw
HB	34	Don Stone
	21	Gene Mingo
FB	35	Bo Dickinson
P	55	Jim Fraser
PK	21	Gene Mingo

### DEFENSE

DE	61	Chuck Gavin
DT	64	Bud McFadin
	73	Ike Lassiter
DT	74	Gordon Holz
DT	66	John Cash
LLB	55	Jim Fraser
MLB	55	Wahoo McDaniel
LLB	68	Bill Roehnelt
	62	Jerry Stallcup
LCB	47	John McGeever
RCB	45	Jim McMillan
LS	46	Bob Zeman
RS	23	Goose Gonsoulin

## 1963

### OFFENSE

SE	87	Lionel Taylor
LT	76	Harold Olson
	71	Jim Perkins
LG	67	Bob McCullough
C	72	Jerry Sturm
RG	62	Ernie Barnes
RT	75	Eldon Danenhauer
TE	88	Gene Prebola
FL	82	Bob Scarpitto
	83	Bill Groman
QB	7	Mickey Slaughter
	19	Don Breau
HB	34	Don Stone
	24	Hewitt Dixon
FB	3	Billy Joe
P	51	Jim Fraser
PK	21	Gene Mingo
Ret	27	Charley Mitchell

### DEFENSE

LE	83	Ray Jacobs
	80	Ron Nery
LT	64	Bud McFadin
RT	74	Gordy Holz
RE	61	Chuck Gavin
LLB	33	John Nocera
	53	Tom Erlandson
MLB	54	Wahoo McDaniel
RLB	55	Jim Fraser
LC	47	John McGeever
	24	Willie Brown
RC	27	Charlie Mitchell
LS	46	Bob Zeman
RS	23	Goose Gonsoulin

## 1964

### OFFENSE

SE	87	Lionel Taylor
LT	73	Harold Olson
LG	71	Jim Perkins
	68	Tom Nomina
C	72	Jerry Sturm
RG	67	Bob McCullough
RT	75	Eldon Danenhauer
TE	30	Hewitt Dixon
FL	82	Bob Scarpitto
	88	Al Denson
QB	15	Jacky Lee
	7	Mickey Slaughter
HB	27	Charley Mitchell
	28	Abner Haynes
FB	3	Billy Joe
P	51	Jim Fraser
PK	21	Gene Mingo
	77	Dick Guesman
Ret	42	Odeil Barry

### DEFENSE

LE	83	Ray Jacobs
LT	77	Dick Guesman
RT	70	Charlie Janerette
RE	80	Ed Cooke
	78	Leroy Moore
LLB	30	Jerry Hopkins
	53	Tom Erlandson
MLB	55	Marv Matuszak
RLB	51	Jim Fraser
LC	24	Willie Brown
RC	20	Willie West
	46	John Griffin
LS	47	John McGeever
RS	23	Goose Gonsoulin

## 1965

### OFFENSE

SE	87	Lionel Taylor
LT	77	Bob Breitenstein
LG	72	Jerry Sturm
	68	Tom Nomina
C	52	Ray Kubala
RG	67	Bob McCullough
RT	75	Eldon Danenhauer
TE	30	Hewitt Dixon
	88	Al Denson
FL	82	Bob Scarpitto
QB	7	Mickey Slaughter
	10	John McCormick
HB	28	Abner Haynes (Ret)
	27	Charlie Mitchell
FB	2	Cookie Gilchrist
	29	Wendell Hayes
P	82	Bob Scarpitto
PK	12	Gary Kroner
Ret	42	Odeil Barry

### DEFENSE

LE	80	Ed Cooke
LT	83	Ray Jacobs
RT	70	Charlie Janerette
RE	81	Max Leetow
	78	Leroy Moore
LLB	53	Tom Erlandson
MLB	50	Jerry Hopkins
	56	Ed Cummings
RLB	56	John Bramlett
LC	24	Willie Brown
	45	Jim McMillan
RC	47	John McGeever
LS	44	Miller Farr
	46	John Griffin
RS	23	Goose Gonsoulin

## 1966

### OFFENSE

SE	87	Lionel Taylor
LT	76	Bob Breitenstein
LG	72	Jerry Sturm
C	52	Ray Kubala
	59	Larry Kaminski
RG	79	John Gonzaga
	64	Jon Homan
RT	74	Lee Burnet
TE	88	Al Denson
FL	82	Bob Scarpitto
QB	10	John McCormick
	15	Max Chobolan
HB	28	Abner Haynes (Ret)
	27	Charlie Mitchell
FB	33	Wendell Hayes
P	82	Bob Scarpitto
PK	12	Gary Kroner

### DEFENSE

LE	81	Max Leetow
	80	Don La Rose
LT	83	Ray Jacobs
RT	66	Larry Cox
	61	Bill Keating
RE	60	Bob Young
LLB	50	Jerry Hopkins
	51	Eugene Jeter
MLB	55	Archie Matsos
RLB	56	John Bramlett
LC	24	Willie Brown
	21	Goldie Sellers (Ret)
RC	48	Nemiah Wilson
LS	42	Lonnie Wright
RS	23	Goose Gonsoulin

## 1967

### OFFENSE

SE	41	Eric Crabtree
LT	64	Sam Brunelli
LG	67	George Goeddeke
C	59	Larry Kaminski
RG	73	Pat Mattson
RT	78	Tom Cichowski
TE	85	Tom Beer
FL	88	Al Denson
QB	13	Steve Tensi
HB	44	Floyd Little (Ret)
	27	Charlie Mitchell
FB	31	Bo Hickey
	33	Wendell Hayes
P	82	Bob Scarpitto
PK	2	Bob Humphreys

### DEFENSE

LE	75	Rex Mirch
LT	62	Jerry Inman
RT	63	Dave Costa
RE	87	Richard Jackson
LLB	50	Carl Cunningham
MLB	57	John Huard
	55	Pete Duranko
RLB	54	Chip Myrtle
	58	Frank Richter
LC	21	Goldie Sellers (Ret)
RC	48	Nemiah Wilson
FS	28	Jack Lentz
SS	43	Pete Jacques
	45	Tom Cassese

## 1968

### OFFENSE

SE	88	Al Denson
	42	Billy Van Heusen
LT	72	Sam Brunelli
LG	67	George Goeddeke
C	59	Larry Kaminski
RG	60	Bob Young
RT	74	Mike Current
TE	85	Tom Beer
WR	41	Eric Crabtree
	80	Jimmy Jones
QB	15	Martin Briscoe
	13	Steve Tensi
HB	44	Floyd Little (Ret)
	22	Fran Lynch
FB	32	Garrett Ford
	40	Brendan McCarthy
P	42	Billy Van Heusen
PK	3	Bobby Howfield

### DEFENSE

LE	55	Pete Duranko
	70	Paul Smith
LT	62	Jerry Inman
	75	Rex Mirch
RT	63	Dave Costa
RE	87	Richard Jackson
LLB	50	Carl Cunningham
MLB	57	John Huard
RLB	52	Fred Forsburg
	54	Chip Myrtle
LC	20	Charlie Greer
RC	23	Drake Garrett
FS	28	Jack Lentz
SS	43	Pete Jacques
	34	Gus Holloman

1969		1970		1971		1975		1976		1977	
OFFENSE		OFFENSE		OFFENSE		OFFENSE		OFFENSE		OFFENSE	
SE 88	Al Denson	SE 88	Al Denson	SE 42	Bill Van Heusen	WR 80	Rick Upchurch (Ret)	WR 80	Rick Upchurch (Ret)	WR 82	Jack Dolbin
LT 72	Sam Brunelli	LT 72	Sam Brunelli	LT 75	Roger Shoals	LT 71	Claudia Minor	LT 75	Bill Bain	LT 74	Andy Maurer
LG 67	George Goeddeke	LG 67	George Goeddeke	LG 68	Larron Jackson	LG 61	Tom Lyons	LG 62	Tom Glassic	LG 62	Tom Glassic
C 59	Larry Kaminski	C 59	Larry Kaminski	C 59	Larry Kaminski	C 50	Bobby Maples	C 50	Bobby Maples	C 52	Mike Montler
RG 60	Bob Young	RG 60	Bob Young	RG 64	Mike Schnitker	RG 60	Paul Howard	RG 61	Tom Lyons	RG 60	Paul Howard
RT 74	Mike Current	RT 74	Mike Current	RT 74	Mike Current	RT 78	Marv Montgomery	RT 71	Claudia Minor	RT 71	Claudia Minor
TE 85	Tom Beer	TE 83	Jim Whalen	TE 81	Billy Masters	TE 88	Riley Odams	TE 88	Riley Odams	TE 88	Riley Odams
WR 89	John Embree	WR 84	Mike Haffner	WR 40	Jack Gehrke	WR 25	Haven Moses	WR 25	Haven Moses	WR 25	Haven Moses
QB 13	Steve Tensi	QB 14	Peter Liske	QB 10	Steve Ramsey	QB 10	Steve Ramsey	QB 10	Steve Ramsey	QB 7	Craig Morton
HB 44	Floyd Little	HB 44	Floyd Little	HB 44	Floyd Little	HB 44	Floyd Little (Ret)	HB 24	Otis Armstrong	HB 24	Otis Armstrong
FB 22	Frank Quayle	FB 22	Frank Quayle	FB 22	Frank Quayle	FB 35	Jon Keyworth	FB 35	Jon Keyworth	FB 32	Jon Keyworth
P 42	Bill Van Heusen	P 42	Bill Van Heusen	P 42	Bill Van Heusen	P 42	Bill Van Heusen	P 42	Bill Van Heusen	P 10	Bucky Dilts
PK 3	Wandy Williams	PK 3	Wandy Williams	PK 15	Jim Turner	PK 15	Jim Turner	PK 15	Jim Turner	PK 15	Jim Turner
DEFENSE		DEFENSE		DEFENSE		DEFENSE		DEFENSE		DEFENSE	
LE 87	Rich Jackson	LE 87	Rich Jackson	LE 87	Rich Jackson	LE 79	Barney Chavous	LE 79	Barney Chavous	LE 79	Barney Chavous
LT 70	Paul Smith	LT 70	Paul Smith	LT 63	Dave Costa	LT 63	John Grant	NT 63	John Grant	NT 63	Rubin Carter
RT 63	Dave Costa	RT 63	Dave Costa	RT 70	Paul Smith	RT 70	Paul Smith	RE 70	Paul Smith	RE 77	Lyle Alzado
RE 55	Pete Duranko	RE 55	Pete Duranko	RE 55	Pete Duranko	RE 55	Pete Duranko	RE 55	Pete Duranko	RE 55	Pete Duranko
LLB 50	Carl Cunningham	LLB 50	Carl Cunningham	LLB 50	Olen Underwood	LLB 57	Tom Jackson	LLB 59	Joe Rizzo	LLB 59	Joe Rizzo
MLB 57	John Huard	MLB 52	Fred Forsburg	MLB 52	Fred Forsburg	MLB 59	Randy Gradishar	MLB 52	Randy Gradishar	MLB 52	Randy Gradishar
RLB 54	Chip Myrtle	RLB 54	Chip Myrtle	RLB 54	Chip Myrtle	RLB 51	Bob Swenson	ROLB 51	Bob Swenson	ROLB 51	Bob Swenson
LC 40	Grady Cavness	LC 28	Cornell Gordon	LC 41	Leroy Mitchell	LC 20	Louis Wright	LC 20	Louis Wright	LC 20	Louis Wright
RC 36	Billy Thompson (Ret)	RC 36	Billy Thompson (Ret)	RC 36	Billy Thompson (Ret)	RC 26	Calvin Jones	RC 26	Calvin Jones	RC 43	Steve Foley
FS 43	Pete Jacques	FS 43	Pete Jacques	FS 26	George Saines	RC 48	Earlie Thomas	RC 43	Steve Foley	RC 43	Steve Foley
SS 20	Charles Greer	SS 20	Charles Greer	SS 20	Charles Greer	WS 46	John Rowser	WS 46	John Rowser	WS 29	Bernard Jackson
						SS 36	Billy Thompson	SS 36	Billy Thompson	SS 36	Billy Thompson

1972		1973		1974		1978		1979		1980	
OFFENSE		OFFENSE		OFFENSE		OFFENSE		OFFENSE		OFFENSE	
WR 84	Rod Sherman	WR 25	Haven Moses	WR 25	Haven Moses	WR 82	Jack Dolbin	WR 80	Rick Upchurch (Ret)	WR 80	Rick Upchurch (Ret)
LT 78	Marv Montgomery	LT 78	Marv Montgomery	LT 71	Claudia Minor	LT 71	Claudia Minor	LT 71	Claudia Minor	LT 71	Claudia Minor
LG 88	Larron Jackson	LG 68	Larron Jackson	LG 68	Larron Jackson	LG 62	Tom Glassic	LG 62	Tom Glassic	LG 62	Tom Glassic
C 59	Larry Kaminski	C 50	Bobby Maples	C 50	Bobby Maples	C 64	Bill Bryan	C 64	Bill Bryan	C 64	Bill Bryan
RG 64	Mike Schnitker	RG 61	Tom Lyons	RG 60	Paul Howard	RG 60	Paul Howard	RG 60	Paul Howard	RG 60	Paul Howard
RT 74	Mike Current	RT 74	Mike Current	RT 74	Mike Current	RT 76	Tom Neville	RT 70	Dave Studdard	RT 70	Dave Studdard
TE 81	Billy Masters	TE 88	Riley Odams	TE 88	Riley Odams	TE 85	Riley Odams	TE 88	Riley Odams	TE 88	Riley Odams
WR 80	Jerry Simmons	WR 84	Gene Washington	WR 80	Jerry Simmons	WR 25	Haven Moses	WR 25	Haven Moses	WR 25	Haven Moses
QB 12	Charley Johnson	QB 12	Charley Johnson	QB 12	Charley Johnson	QB 7	Craig Morton	QB 7	Craig Morton	QB 7	Craig Morton
HB 44	Floyd Little	HB 44	Floyd Little	HB 44	Floyd Little	HB 24	Otis Armstrong	HB 24	Otis Armstrong	HB 24	Otis Armstrong
FB 11	Bobby Anderson	FB 33	Joe Dawkins	FB 32	Jon Keyworth	FB 32	Jon Keyworth	FB 30	Jim Jensen	FB 30	Jim Jensen
P 42	Bill Van Heusen	P 42	Bill Van Heusen	P 42	Bill Van Heusen	P 10	Bucky Dilts	P 11	Luke Prestidge	P 11	Luke Prestidge
PK 15	Jim Turner	PK 15	Jim Turner	PK 15	Jim Turner	PK 15	Jim Turner	PK 15	Jim Turner	PK 19	Fred Steinfert
DEFENSE		DEFENSE		DEFENSE		DEFENSE		DEFENSE		DEFENSE	
RE 77	Lyle Alzado	RE 77	Lyle Alzado	RE 77	Lyle Alzado	RE 77	Lyle Alzado	RE 77	Lyle Alzado	RE 77	Lyle Alzado
RT 76	Tom Dornes	RT 79	Barney Chavous	RT 55	Pete Duranko	LO 51	Bob Swenson	LO 51	Bob Swenson	LO 51	Bob Swenson
LT 70	Paul Smith	LT 70	Paul Smith	LT 63	John Grant	LI 59	Joe Rizzo	LI 56	Ron Nairne	LI 56	Ron Nairne
LE 55	Pete Duranko	LE 55	Pete Duranko	LE 79	Barney Chavous	RI 53	Randy Gradishar	RI 53	Randy Gradishar	RI 53	Randy Gradishar
RLB 54	Chip Myrtle	RLB 56	Ray May	RLB 66	Jim O'Malley	LO 57	Tom Jackson	LO 57	Tom Jackson	LO 57	Tom Jackson
MLB 58	Tom Graham	MLB 58	Tom Graham	MLB 56	Ray May	LC 20	Louis Wright	LC 20	Louis Wright	LC 20	Louis Wright
LLB 52	Fred Forsburg	LLB 56	Dan Parish	LLB 45	Bill Laskey	RC 43	Steve Foley	RC 43	Steve Foley	RC 22	Aaron Kyle
RC 36	Billy Thompson	RC 26	Calvin Jones	RC 26	Calvin Jones	WS 29	Bernard Jackson	WS 29	Bernard Jackson	WS 43	Steve Foley
LC 41	Leroy Mitchell	LC 41	Leroy Mitchell	LC 46	John Rowser	SS 36	Billy Thompson	SS 36	Billy Thompson	SS 36	Billy Thompson
WS 23	Steve Preece	WS 20	Charles Greer	WS 20	Charles Greer						
SS 20	Charles Greer	SS 36	Billy Thompson (Ret)	SS 36	Billy Thompson (Ret)						

1981			1982			1983			1987			1988			1989		
OFFENSE			OFFENSE			OFFENSE			OFFENSE			OFFENSE			OFFENSE		
WR	80	Rick Upchurch	WR	80	Rick Upchurch (Ret)	WR	80	Rick Upchurch	WR	82	Vance Johnson	WR	82	Vance Johnson	WR	82	Vance Johnson (Ret)
LT	71	Claudio Minor	LT	71	Claudio Minor	LT	70	Dave Studdard	80	Mark Jackson		84	Ricky Nattiel (Ret)		83	Michael Young	
LG	62	Tom Glasic	LG	62	Tom Glasic	LG	62	Tom Glasic	LT	70	Dave Studdard	LT	70	Dave Studdard	LT	60	Gerald Perry
							54	Keith Bishop									
C	64	Bill Bryan	C	64	Bill Bryan	C	64	Bill Bryan	LG	54	Keith Bishop	LG	54	Keith Bishop	LG	54	Keith Bishop
RG	60	Paul Howard	RG	70	Dave Studdard	RG	60	Paul Howard							67	Doug Widell	
			60	Paul Howard					C	64	Bill Bryan	C	64	Bill Bryan	C	72	Keith Kartz
RT	70	Dave Studdard	RT	76	Ken Lanier	RT	76	Ken Lanier	68	Larry Lee							
TE	88	Riley Odoms	TE	88	Riley Odoms	TE	85	Ron Eglott	RG	62	Mike Freeman	RG	72	Keith Kartz	RG	68	Jim Juriga
	85	Ron Eglott		87	Jim Wright		87	Jim Wright	79	Stephan Humphries							
WR	81	Steve Watson	WR	81	Steve Watson	WR	81	Steve Watson	RT	76	Ken Lanier	RT	76	Ken Lanier	RT	76	Ken Lanier
	25	Haven Moses							TE	88	Clarence Kay	TE	88	Clarence Kay	TE	88	Clarence Kay
QB	7	Craig Morton	QB	17	Steve DeBerg	QB	17	Steve DeBerg	89	Orson Mobley					89	Orson Mobley	
	17	Steve DeBerg					7	John Elway	WR	84	Ricky Nattiel	WR	80	Mark Jackson	WR	80	Mark Jackson
HB	46	Dave Preston	HB	47	Gerald Willhite	HB	23	Sammy Winder	85	Rick Massie					30	Steve Sewell	
	32	Tony Reed		23	Sammy Winder		47	Gerald Willhite	QB	7	John Elway	QB	7	John Elway	QB	7	John Elway
FB	24	Rick Parros	FB	24	Rick Parros	FB	34	Nathan Poole	12	Ken Karcher					8	Gary Kubiak	
	35	Larry Canada		46	Dave Preston		46	Dave Preston	HB	23	Sammy Winder	HB	33	Tony Dorsett	HB	26	Bobby Humphrey
P	11	Luke Prestridge	P	11	Luke Prestridge	P	11	Luke Prestridge	47	Gerald Willhite					23	Sammy Winder	
PK	19	Fred Steintort	PK	3	Rich Karlis	PK	3	Rich Karlis	FB	33	Gene Lang	FB	23	Sammy Winder	FB	40	Jeff Alexander
Ret	83	Wade Manning	Ret	83	Wade Manning	Ret	82	Zack Thomas	46	Bobby Micho					32	Melvin Bratton	
									P	2	Mike Horan	P	2	Mike Horan	P	2	Mike Horan
									PK	3	Rich Karlis	PK	3	Rich Karlis	PK	9	David Treadwell
									Ret	27	Kevin Clark	Ret	35	Ken Bell	Ret	35	Ken Bell
									35	Ken Bell							
DEFENSE			DEFENSE			DEFENSE			DEFENSE			DEFENSE			DEFENSE		
LE	79	Barney Chavous	LE	79	Barney Chavous	LE	79	Barney Chavous	LE	61	Andre Townsend	LE	65	Walt Bowyer	LE	92	Alphonso Carreker
NT	68	Ruben Carter	NT	68	Ruben Carter	NT	68	Ruben Carter									
				72	Don Latimer				61	Greg Kragen		NT	71	Greg Kragen	NT	71	Greg Kragen
RE	75	Rulon Jones	RE	75	Rulon Jones	RE	75	Rulon Jones	RE	75	Rulon Jones	RE	61	Andre Townsend	RE	61	Andre Townsend
							66	Brison Manor									
LO	51	Bob Swenson	LO	50	Jim Ryan	LO	50	Jim Ryan	LO	73	Simon Fletcher	LO	73	Simon Fletcher	LO	73	Simon Fletcher
LI	56	Larry Evans	LI	56	Larry Evans	LI	53	Randy Gradishar	LI	77	Karl Mecklenburg	LI	77	Karl Mecklenburg	LI	77	Karl Mecklenburg
RI	52	Randy Gradishar	RI	53	Randy Gradishar	RI	58	Steve Busick									
RO	57	Tom Jackson	RO	57	Tom Jackson	RO	57	Tom Jackson	RI	98	Ricky Hunley	RI	55	Rick Dennison	RI	55	Rick Dennison
LC	20	Louis Wright	LC	20	Louis Wright	LC	20	Louis Wright	RO	50	Jim Ryan	RO	50	Jim Ryan	RO	56	Michael Brooks
	45	Perry Smith											56	Michael Brooks			
RC	22	Aaron Kyle	RC	22	Aaron Kyle	RC	31	Mike Harden	LC	36	Mark Haynes	LC	36	Mark Haynes	LC	34	Tyrone Braxton
				45	Steve Wilson		45	Steve Wilson (Ret)	RC	31	Mike Harden	RC	28	Jeremiah Castile	RC	24	Wymon Henderson
WS	43	Steve Foley	WS	31	Mike Harden	WS	43	Steve Foley	45	Steve Wilson							
	31	Mike Harden (Ret)		43	Steve Foley				WS	22	Tony Lilly	WS	31	Mike Harden	WS	27	Steve Atwater
SS	36	Billy Thompson	SS	49	Dennis Smith	SS	49	Dennis Smith	SS	49	Dennis Smith	SS	49	Dennis Smith	SS	49	Dennis Smith
									48	Randy Robbins							
1984			1985			1986			1990			1991			1992		
OFFENSE			OFFENSE			OFFENSE			OFFENSE			OFFENSE			OFFENSE		
WR	86	Butch Johnson	WR	86	Butch Johnson	WR	82	Vance Johnson	WR	82	Vance Johnson	WR	83	Michael Young	WR	82	Vance Johnson
84	Clint Sampson		82	Vance Johnson (Ret)		80	Mark Jackson		84	Ricky Nattiel		82	Vance Johnson (Ret)		86	Arthur Marshall (Ret)	
LT	70	Dave Studdard	LT	70	Dave Studdard	LT	70	Dave Studdard	LT	60	Gerald Perry	LT	62	Jeff Davidson	LT	68	Russell Freeman
LG	54	Keith Bishop	LG	54	Keith Bishop	LG	54	Keith Bishop	69	Darrell Hamilton		69	Darrell Hamilton				
C	64	Bill Bryan	C	64	Bill Bryan	C	64	Bill Bryan	LG	67	Doug Widell	LG	67	Doug Widell	LG	62	Jeff Davidson
RG	60	Paul Howard	RG	60	Paul Howard	RG	60	Paul Howard	C	72	Keith Kartz	C	72	Keith Kartz	C	72	Keith Kartz
RT	76	Ken Lanier	RT	76	Ken Lanier	RT	76	Ken Lanier	RG	66	Jim Juriga	RG	68	Crawford Ker	RG	67	Doug Widell
TE	88	Clarence Kay	TE	88	Clarence Kay	TE	88	Clarence Kay									
	87	Jim Wright		87	Jim Wright		89	Orson Mobley									
WR	81	Steve Watson	WR	81	Steve Watson	WR	81	Steve Watson	RT	76	Ken Lanier	RT	76	Ken Lanier	RT	76	Ken Lanier
									TE	88	Clarence Kay	TE	88	Clarence Kay	TE	84	Shannon Sharpe
QB	7	John Elway	QB	7	John Elway	QB	7	John Elway	81	Shannon Sharpe		81	Shannon Sharpe		89	Reggie Johnson	
	8	Gary Kubiak							WR	80	Mark Jackson	WR	83	Mark Jackson	WR	80	Mark Jackson
RB	47	Gerald Willhite (Ret)	RB	23	Sammy Winder	RB	23	Sammy Winder	85	Derek Russell		85	Derek Russell		85	Derek Russell	
	33	Gene Lang (Ret)	RB	30	Gene Lang	RB	47	Gerald Willhite (Ret)	QB	7	John Elway	QB	7	John Elway	QB	7	John Elway
RB	23	Sammy Winder	RB	30	Steve Sewell	RB	47	Gerald Willhite (Ret)							8	Tommy Maddox	
	24	Rick Parros	40	Gerald Willhite (Ret)		33	Gene Lang		HB	26	Bobby Humphrey	HB	28	Gaston Green	HB	28	Gaston Green
P	1	Chris Norman	P	1	Chris Norman	P	1	Chris Norman	30	Steve Sewell		33	Robert Perryman		20	Greg Lewis	
							Jack Weil		FB	23	Sammy Winder	FB	20	Greg Lewis	FB	38	Reggie Rivers
PK	3	Rich Karlis	PK	3	Rich Karlis	PK	3	Rich Karlis	32	Melvin Bratton		P	2	Mike Horan	P	2	Mike Horan
Ret	82	Zack Thomas	Ret	82	Zack Thomas	Ret	35	Ken Bell	P	2	Mike Horan						
									PK	9	David Treadwell	PK	9	David Treadwell	PK	9	David Treadwell
									Ret	20	Kevin Clark	Ret	22	Alton Montgomery	Ret	22	Alton Montgomery
DEFENSE			DEFENSE			DEFENSE			DEFENSE			DEFENSE			DEFENSE		
LE	79	Barney Chavous	LE	79	Barney Chavous	LE	61	Andre Townsend	LE	91	Warren Powers	LE	91	Warren Powers	LE	70	Brian Sochia
MG	68	Ruben Carter	MG	68	Ruben Carter	MG	71	Greg Kragen							99	Shane Dronnett	
RE	75	Rulon Jones	RE	75	Rulon Jones	RE	75	Rulon Jones	NT	71	Greg Kragen	NT	71	Greg Kragen	NT	71	Greg Kragen
LO	52	Jim Ryan	LO	50	Jim Ryan	LO	50	Jim Ryan	RE	90	Ron Holmes	RE	90	Ron Holmes	RE	96	Kenny Walker
LI	55	Rick Dennison	LI	77	Karl Mecklenburg	LI	77	Karl Mecklenburg	LO	73	Simon Fletcher	LO	73	Simon Fletcher	LO	51	Mike Croel
				55	Rick Dennison				LI	77	Karl Mecklenburg	LI	77	Karl Mecklenburg	LI	77	Karl Mecklenburg
RI	58	Steve Busick	RI	58	Steve Busick	RI	98	Ricky Hunley	RI	51	Marc Munford	RI	51	Mike Croel	RI	56	Michael Brooks
RO	57	Tom Jackson	RO	57	Tom Jackson	RO	57	Tom Jackson									
									59	Tim Lucas							
RC	20	Louis Wright	RC	20	Louis Wright	RC	20	Louis Wright	RO	56	Michael Brooks	RO	58	Michael Brooks	RO	73	Simon Fletcher
LC	31	Mike Harden	LC	31	Mike Harden	LC	31	Mike Harden	LC	48	Randy Robbins	LC	34	Tyrone Braxton	LC	34	Tyrone Braxton
FS	43	Steve Foley	FS	43	Steve Foley	FS	43	Steve Foley									
SS	49	Dennis Smith	SS	49	Dennis Smith	SS	49	Dennis Smith	RC	24	Wymon Henderson	RC	24	Wymon Henderson	RC	24	Wymon Henderson
									FS	27	Steve Atwater	FS	27	Steve Atwater	FS	27	Steve Atwater
									SS	49	Dennis Smith	SS	49	Dennis Smith	SS	49	Dennis Smith



## 1993

### OFFENSE

WR	82	Vance Johnson
	86	Arthur Marshall
LT	65	Gary Zimmerman
LG	79	Dave Widell
C	72	Keith Kartz
RG	75	Brian Habib
RT	68	Russell Freeman
TE	84	Shannon Sharpe
	89	Reggie Johnson
WR	85	Derek Russell (Ret)
QB	7	John Elway
RB	33	Rod Bernstein
P	16	Tom Rouen
PK	1	Jason Elam
Ret	22	Glyn Milburn

### DEFENSE

LE	90	Dan Williams
NT	71	Greg Kragen
RE	99	Shane Dronett
LOLB	51	Mike Croel
LILB	77	Karl Mecklenberg
RILB	57	Dave Wyman
ROLB	73	Simon Fletcher
LCB	34	Tyrone Braxton
RCB	29	Charles Dimry
FS	27	Steve Atwater
SS	49	Dennis Smith



## 1994 DRAFT CHOICES



DEFENSIVE END DAN WILLIAMS WAS THE NUMBER ONE DRAFT PICK OF THE BRONCOS IN 1993. WILLIAMS STARTED IN 11 OF THE 13 GAMES HE PLAYED, MISSING THREE DUE TO INJURY. FOR THE SEASON WILLIAMS TALLIED 37 TOTAL TACKLES WITH 1.5 SACKS.

Round	Choice	Player	Pos.	Ht.	Wt.	School
2	51st	Allen Aldridge	LB	6-1	245	Houston
4	123rd	Randy Fuller	CB	5-10	173	Tennessee State
7a	211th	Keith Burns	LB	6-1	233	Oklahoma State
7b	213th	Butler By 'not' e	RB	5-9	190	Ohio State
7c	219th	Tom Nalen	C	6-3	280	Boston College

## ALLEN RAY ALDRIDGE LB

6-1, 245 DOB: May 30, 1977

Draft Choice #2



Allen Aldridge comes to the Broncos as a versatile defender known for his aggressive play at the University of Houston. Aldridge played on the Cougars' defensive line before shifting to the linebacking unit. In 1993 he was named All-American and All-Southwest Conference first team by pre-draft publications, starting all year at strongside outside linebacker and finishing fourth on the team with 81 tackles (46 solo) and four sacks. He also had a fumble recovery and a pair of forced fumbles last year, closing out his Cougar career with an appearance in the Blue-Gray Game, in which he was named the defensive MVP. His career stats show 191 total tackles (100 solo, 91 assists), 14 sacks, 14 tackles for losses, two forced fumbles and one fumble recovery. Last year he posted 16 tackles (nine solo), with a sack and two forced fumbles against Tulsa. He also had 16 stops (nine solo) in the Baylor contest. Other big games by Aldridge as a senior included 10 hits and one sack against Texas, eight tackles vs. Texas Tech, and six tackles each against Michigan, Southern Methodist, Texas Christian, and Cincinnati. **1992:** Aldridge started the team's first eight games at right defensive end, shifting to left end for the final three contests. He recorded 48 tackles (27 solo) with five sacks, also recovering three fumbles and deflecting two passes. He had six tackles against Michigan and had three tackles and a fumble recovery vs. Texas Tech. **1991:** He started all year at right defensive end, posting 47 tackles (19 solo) with four sacks, also handling deep snapping duties for the field goal unit. **1990:** Aldridge was a part-time starter in 1990, playing in eight games as a true freshman and recording 15 tackles (eight solo) along with one sack and two pass deflections. He recovered a fumble and made four solo tackles against Baylor. Aldridge also competed on the Cougars' track team in 1993, finishing third in the shot put (55'0") at the SWC Indoor Championships, adding a 56'8" outdoor mark in the shot put at the Texas Relays. A native of Houston, Aldridge earned three letters each in football and track at Willowridge HS in Missouri City, Texas, where he was a Top 100 choice by the Fort Worth Star-Telegram and Dallas Morning News. He also was named an All-Greater Houston pick as a senior. A sports administration major at Houston, Allen is a member of the Fellowship of Christian Athletes and was a two-time "Ironman" winner in the Cougars' weight room. His father, Allen, played for the Cleveland Browns and Houston Oilers, and he also is related to former NFL defensive back Ken Houston.

Houston

## KEITH BERNARD BURNS LB

6-1, 233 DOB: May 16, 1972

Draft Choice #7a

Oklahoma State



Keith Burns was regarded as a very aggressive and intense competitor at Oklahoma State, finishing his two years there with 233 tackles (182 solo), six sacks, one interception, five fumbles recovered, and three forced fumbles. In 1993 he was an All-American second team and All-Big Eight first team selection by Football News, as well as being named a Playboy All-American, starting the first nine games at strongside outside linebacker before shifting to the middle vs. Colorado and Kansas State. Burns led the Cowboys with 107 tackles (80 solo), adding a sack, three fumble recoveries, and three pass deflections. He came up with 15 tackles (12 solo) vs. Arizona State and had 11 (eight solo) vs. Nebraska. Burns had 11 tackles (seven solo) and a fumble recovery vs. Missouri and also had big games against Iowa State (14 tackles, eight solo) and Kansas (12 and 10). He had seven solo tackles against Colorado, and closed out his college career with an appearance in the East-West Shrine Game. **1992:** Burns was an All-Big Eight Conference first team selection and was chosen as the Big Eight Defensive Newcomer of the Year, starting every game at the strongside outside linebacker post. He led the team with 126 tackles (102 solo), along with five sacks, also recovering two fumbles and causing three others. He deflected four passes and had an 18-yard interception return in 1992. Burns had 12 tackles (11 solo) vs. Michigan, also causing a fumble in that game, adding 10 tackles against Texas Christian and 12 (11 solo) against Missouri. Burns had 14 tackles (12 solo), a forced fumble, an 18-yard interception return, and a fumble recovery in the Cowboys' win over Iowa State, earning Big Eight defensive player of the week accolades. He followed that up with a 15-tackle (10 solo) effort vs. Kansas and registered 19 tackles (15 solo) against the Colorado Buffaloes. **1991:** Burns was an All-American first-team selection at Navarro (Tex.) Junior College, recording 192 tackles (102 solo), with six sacks, also intercepting three passes, deflecting six others, causing four fumbles, and recovering three others in that campaign. **1990:** He spent 1990 at Navarro JC as well. Born in Greelyville, S.C., Burns earned three letters in football, two in basketball, and one in baseball at T. C. Williams HS in Alexandria, Virginia. Keith was a two-time all-district selection in basketball while in high school. Keith has his associate of arts degree from Navarro JC and was a sociology major at Oklahoma State. He enjoys bowling in his spare time.

## BUTLER BY 'NOT' E RB

5-9, 190 DOB: Sept. 29, 1972

Draft Choice #7b

Ohio State



Butler By 'not' e (pronounced by-NO-tay) is an explosive player with great speed who was known for his versatility during his college career at Ohio State. His final career Buckeye stats show 1,530 yards rushing (on 336 carries, for a 4.6 average), with 11 touchdowns, 19 receptions for 98 yards, and 21 kickoff returns for 588 yards and an exceptional 28.0 average, with one TD. In 1993 By 'not' e was second on the team with 492 yards and four TDs on 96 carries (a 5.1 average), also returning 12 kickoffs for 350 yards (29.2 average) and a score. He had a 49-yard run vs. Washington and later had an 89-yard kickoff return for a TD against Pittsburgh. He added 61 yards on nine attempts as Ohio State defeated Brigham Young in the Holiday Bowl. **1992:** By 'not' e played in every game in 1992, gaining 283 yards rushing (a 4.9 average) and returning seven kickoffs for a 27.3 average (191 yards). He picked up a season high 89 yards on 11 carries vs. Northwestern and rushed 15 times for 52 yards and a 15-yard

touchdown scamper against Michigan State. He had a 44-yard kickoff return vs. Iowa and returned one for 26 yards in the Citrus Bowl vs. Georgia. **1991:** By 'not'e played in every game and started five, finishing second on the team with 648 yards and five TDs on 152 carries (4.3 average). He opened the season with 189 yards on 26 attempts in a win over Arizona, and had 90 yards on 18 carries against Washington State. By 'not'e closed out the campaign rushing for 17 yards on five carries in the Hall of Fame Bowl. **1990:** He was a reserve tailback in 1990, playing in eight games and rushing for 239 yards and one score, with a season-high 57 yards in a win over Northwestern. He carried five times for 19 yards in the season-ending Liberty Bowl vs. the Air Force Academy. By 'not'e also competed in track at Ohio State, as a sprinter and a member of the 4x110-meter relay team. In 1993 he led the relay team to the Big Ten Championships, while in 1992 he helped that relay team to a sixth place finish at the NCAA Championships. A native of St. Louis, Missouri, By 'not'e was an all-state selection and the St. Louis Sentinel Offensive Player of the Year at Vashon (St. Louis) HS, where he carried the ball 174 times for 1,231 yards (7.1 average) with 13 TDs as a senior. He also averaged 37 yards per reception as a senior, playing cornerback in addition to his offensive duties. Butler was a business major at Ohio State.

**RANDY LAMAR FULLER CB**  
**5-10, 173 DOB: June 2, 1970**  
**Draft Choice #4**

**Tennessee State**



Randy Fuller had an outstanding college career as a cornerback who earned a reputation for exceptional quickness and leaping skills. Fuller's career stats in college totaled 318 tackles (223 solo), 12 interceptions for 194 yards, 31 passes broken up, and three forced fumbles. He earned four letters at Tennessee State and closed out his college play with appearances in the Blue-Gray and Senior Bowl all-star games. In 1993, Fuller was named All-American second team and

All-Ohio Valley Conference first team by The NFL Draft Report, making 65 tackles (51 solo) with seven pass deflections. He had a season high 12 hits (seven solo) with a pass breakup and a forced fumble vs. Austin Peay. **1992:** Fuller was an All-American second team choice (Associated Press) and an All-Ohio Valley first team selection, ranking seventh in the nation with six interceptions for 70 yards in returns. He recorded 120 tackles (68 solo) and two pass deflections, with his best games including 24 tackles in the Tennessee Tech contest, 16 hits vs. Grambling, 18 against Florida A & M, and 19 in the Morehead State game. Fuller was named OVC Defensive Player of the Week after coming up with 16 tackles and three interceptions vs. Southeast Missouri State. **1991:** Fuller was named All-American second team and All-OVC first team (Poor Man's Guide to NFL Draft), starting all year and finishing with 77 tackles (71 solo), 11 pass breakups and one interception. He had 13 tackles vs. Austin Peay and 12 hits along with a 43-yard interception return against Tennessee Tech. **1990:** He moved into the starting lineup at cornerback and had 46 tackles with 11 pass deflections, leading the team with five interceptions for 81 yards in returns. He picked off two passes vs. Southern University to earn OVC Rookie of the Week honors, also winning that citation for his solo tackle, three-deflection game against Florida A & M. **1989:** Fuller was redshirted as a freshman. A native of Griffin, Georgia, Fuller earned 10 high school letters (three each in football and basketball and four in track) at Spencer HS in Columbus, Ga. He was All-Big City and the Athlete of the Year selection as a senior, picking off 15 passes and making 187 tackles in his final campaign. An all-state choice in track as well, Randy set a Georgia state record with a 24'6" long jump. Randy has his degree in criminal justice from Tennessee State and likes fishing, golf, and reading as his hobbies.

**THOMAS ANDREW (Tom) NALEN C**  
**6-3, 280 DOB: May 13, 1971**  
**Draft Choice #7c**

**Boston College**



Tom Nalen was a three-year starter in his five seasons at Boston College, earning numerous honors that included third team Associated Press All-American, second team All-Big East, and first team ECAC citations. He closed out his outstanding college career with appearances in the East-West Shrine and Senior Bowl games. In 1993 Nalen was an honorable mention All-American and All-Big East second team pick by The Poor Man's Guide to the NFL Draft, starting

all year and leading the way as the Eagles ranked fourth in the nation in total offense (506.4 yards per game). Nalen's blocking was a key factor in the Boston College upset win over Notre Dame in South Bend. **1992:** Nalen started every game at center in 1992, again paving the way as the Eagles averaged 438 yards of total offense per game. **1991:** The Eagles averaged 345.5 yards of total offense per game as Nalen started all year at center, emerging as a very reliable cog in the Boston College offense. **1990:** Nalen handled the deep snapping duties and played in a reserve role at center, eventually moving into the starting lineup for three late season contests. **1989:** Redshirted in his first season at Boston College, he worked in the weight room to add bulk to his 215-pound freshman weight. A native of Boston, Mass., Nalen lettered three times each in football and basketball and twice in track at Foxboro (Mass.) HS. He was All-Hockamack League and an all-state selection by the Boston Globe, Boston Herald, Sun Chronicle, and Patriot Ledger, adding state Lineman of the Year honors as a senior. Tom led the team to a pair of Division III titles and played in the Shrine All-Star Game, serving as team captain in both football and basketball. An all-conference and team MVP in basketball, he was named to the Academic All-State team by the Massachusetts Basketball Coaches Association. Tom has his degree in accounting from Boston College and would like ultimately to become a certified public accountant. Tom likes golf, basketball, and video games, and he has the strange superstition of not allowing his practice uniform to be washed during the season.





## FIRST YEAR AND ROOKIE FREE AGENTS

### TRUMANE BELL

6-3 235 DOB: November 26, 1971

**Tight End**  
**Nebraska (R)**

Bell is known to be an excellent blocker at the tight end position, playing in all 11 games for Nebraska in 1993. He started in five games for the Cornhuskers, finishing the season with 12 catches for 187 yards and two touchdowns. He ended his collegiate career with 26 receptions for 311 yards and three touchdowns. Bell was a sociology major, finishing his degree before his final season.

### DWAYNE CARSWELL

6-3 261 DOB: January 18, 1972

**Tight End**  
**Liberty (R)**

Carswell played in all 11 games for Liberty in 1993, finishing the year with 32 receptions for 259 yards. His career collegiate receiving totals show 65 receptions for 511 yards and two touchdowns. Carswell also played in the Flames' offensive backfield for two collegiate seasons, finishing 1991 with 435 yards rushing and five touchdowns. Dwayne was a recreation major at Liberty, and he is a native of Jacksonville, FL.

### DERRICK CLARK

6-3 230 DOB: May 4, 1971

**Running Back**  
**Evangel (R)**

Clark was signed to a free agent contract by the Broncos after a tremendous collegiate career at Evangel College. He was a force in the NAIA ranks, setting 35-school rushing and touchdown records. He was a first team all-conference selection in 1992 and 1993, and he ranked number one in conference rushing and scoring in 1992 and number three in 1993. As a senior Clark rushed 261 times for 1883 yards for a 7.2-yard average with 22 touchdowns. All were school single season records. He finished his career with school records in yards (3507), average per carry (6.9) and touchdowns (40). Clark's cousin Sammie Smith was also a former Bronco running back.

### BRIAN DYET

6-6 260 DOB: December 12, 1970

**Defensive Lineman**  
**Colorado (R)**

Dyet played in all eleven games for Colorado with three starts. He finished his final season with 27 total tackles (15 solo) with one sack. Dyet's collegiate career tackle total was 113 (64 solo) with 5 sacks, two fumble recoveries and one forced fumble. Brian was a sociology major at Colorado, after receiving honorable mention All-American (USA Today) accolades as a prepster.

### KEVIN FARKAS

6-9 360 DOB: February 4, 1971

**Tackle**  
**Appalachian State (R)**

Farkas is a big offensive tackle that reeked havoc on opposing defensive linemen because of his size and agility. He transferred to Appalachian State in 1991 after attending Liberty University. As a freshman at Liberty he allowed only one sack in 750 plays. He showed scouts his athletic ability in high school, participating in football, basketball, track and wrestling as a prepster. Kevin was an industrial technology major at Appalachian State.

### CARLOS FOWLER

6-2 278 DOB: August 30, 1972

**Defensive Lineman**  
**Wisconsin (R)**

Fowler was regarded as the most consistent defensive lineman on the Rose Bowl champion Wisconsin Badger team. He finished his collegiate career with 33 consecutive starts, 223 total tackles (123 solo) and 23 tackles for loss. In 1993 Fowler was credited with 49 total tackles (25 solo). Carlos was an agricultural journalism major at Wisconsin.

### ERIC GETER

5-11 190 DOB: June 24, 1970

**Cornerback**  
**Clemson (1)**

Geter was signed by the Broncos as a free agent in the 1994 offseason. He is making his second attempt at the National Football League after attending the camp of the Los Angeles Rams in 1993. As a senior at Clemson Geter recorded 40 tackles (26 solo) and two interceptions. He finished his career with 126 tackles (79 solo).

### KENNY HALL

6-4 315 DOB: July 15, 1971

**Guard/Tackle**  
**Fresno State (R)**

Hall was a starter at tackle on a Fresno State team that won a share of its second consecutive WAC title and the Jeep Eagle Aloha Bowl. He finished his final season at Fresno State with an honorable mention All-WAC honor. Hall saw a promising junior year end early with a knee injury, but he rebounded strong for his senior campaign. Kenny is a Waukegan, IL native, and he majored in recreation administration at Fresno.

### HARALD HASSELBACH

6-6 280 DOB: September 22, 1967

**Defensive Lineman**  
**Washington (R)**

Hasselbach is blessed with an outstanding size, and adds quickness and agility to the package. He comes to the Broncos after spending the past four seasons with the Calgary Stampeders of the Canadian Football League. In his Canadian Football career Hasselbach totaled 72 tackles with 14 sacks. His big sack year came in 1993, tallying 7 sacks on the season. Hasselbach is a native of Amsterdam, Holland, and attended the University of Washington.

### RAY JACOBS

6-2 244 DOB: August 18, 1972

**Linebacker**  
**North Carolina (R)**

Jacobs signed as a free agent with the Broncos after a senior season that saw him break into the starting lineup full-time for the first time at North Carolina. He finished 1993 with 60 stops and 3.5 sacks. For his career Jacobs tallied 169 tackles with 6.5 sacks. Jacobs is a native of Hamstead, N.C.

### BILLY LOFTON

6-2 290 DOB: October 28, 1971

**Defensive Lineman**  
**Kentucky (R)**

Lofton played in every game during his two-year stint with the Kentucky Wildcats. He finished the 1993 season with 44 tackles and two sacks. He ended his career with 101 tackles and three sacks at Kentucky, after being named a junior college All-America his first two collegiate years. Billy was a social work major in college.

### TIM MOSLEY

6-3 187 DOB: January 19, 1971

**Wide Receiver**  
**Northern Iowa (R)**

Mosley had dual roles at Northern Iowa, splitting time as a punter and wide receiver. His reception yards in his collegiate career totaled 2046 yards on 101 catches with 20 touchdowns. Mosley finished his career as a collegiate punter with a 41.4 gross punt average. Tim was a physical education major at Northern Iowa.

### JAMIE REDMOND

5-9 185 DOB: October 1, 1969

**Cornerback**  
**M. Tennessee State (1)**

Redmond came to the Broncos as a free agent in the 1994 offseason, after spending time in the camps of the New York Jets and Tampa Bay Buccaneers in 1993. He finished his collegiate career at Middle Tennessee State with 138 tackles and seven interceptions. He majored in health education in college.

### SEBASTIAN SAVAGE

5-11 196 DOB: December 12, 1969

**Cornerback**  
**N. Carolina State (1)**

Savage makes his second attempt at the National Football League after signing with the Denver Broncos as a free agent in the 1994 offseason. Last year Savage attempted to land a spot on the Buffalo Bills' roster, but fell short in training camp. He played his collegiate days at North Carolina State, finishing his career with 269 total tackles (184 solo) and nine interceptions. He was an All-ACC selection as a senior, compiling 90 total tackles (67 solo) and one interception. Sebastian was a mechanical engineering major.

**ROD SMITH****6-0 183 DOB: May 15, 1970****Wide Receiver  
Missouri Southern (R)**

Smith had a stellar collegiate career at Missouri Southern. He finished his college days with league records in career receiving yards (3,043) and touchdowns (34). Smith also broke the school's catch record (153), along with being named by several groups as a first team All-America (AP, Kodak, Football Gazette, NCAA-II SID) his senior year. In his final campaign Smith caught 63 passes for 986 yards and 13 touchdowns. Smith was named the school's Outstanding Graduate in 1994, after completing his collegiate schooling with degrees in economics and finance, general business, as well as marketing and management.

**CHUCK SNOWDEN****6-0 209 DOB: April 21, 1971****Running Back  
Northern Colorado (R)**

Snowden transferred from Colorado to Northern Colorado for his last two years of eligibility, rushing for 780 yards in his first year in a Bear uniform. Last season Snowden finished the year with 572 yards and six touchdowns. He was second team all-conference in 1993, ending his career with 1352 yards rushing with eight touchdowns, and 218 yards receiving with one touchdown. Chuck is a native of Washington D.C., and majored in journalism at Northern Colorado.

**DEON STROTHER****5-11 213 DOB: April 12, 1972****Running Back  
Southern California (R)**

Strother came to the Broncos as a rookie free agent after a collegiate career with the University of Southern California. Strother was known for his work ethic and enthusiasm, which earned him Co-Most Inspirational Player honors in his final year as a Trojan. As a senior he rushed 69 times for 360 yards and five touchdowns, finishing his career with 238 carries for 1,127 yards and 15 TDs. He also caught 75 passes for 672 yards and a touchdown in his collegiate career. Deon is a native of Saginaw, MI, and majored in business at USC.

**DONALD STOWERS****6-2 200 DOB: October 23, 1970****Cornerback  
New Mexico State (R)**

Stowers combined a combination speed and physical play as a collegiate, switching from safety to cornerback as a senior at New Mexico State. He was a first team All-Big West selection as a senior despite missing the first four games of the year with a knee injury. For the season he totaled 34 total tackles (24 solo) with five interceptions. He finished his career with 290 total tackles (195 solo) with 10 interceptions. Donald is a native of Ledbetter, TX, and he majored in finance at New Mexico State.

**CHARLES SWANN****6-1 188 DOB: October 29, 1970****Wide Receiver  
Indiana State (1)**

Swann is making his second attempt at the National Football League after sitting out the 1992 and 1993 seasons. He was drafted in the 12th round by the New York Giants in 1992, but failed to make the final roster. Swann is a versatile athlete, earning varsity letters in three sports at Indiana State. He finished his collegiate football career with 85 receptions for 1,261 yards and eight touchdowns. Swann was most potent as a kick return man, finishing his career with 40 returns for 1,319 yards, a 29.3-yard average, and two touchdowns. Charles was a psychology major at Indiana State.

**SCOTT VAUGHN****6-5 319 DOB: April 9, 1971**

Vaughn earned preseason honorable mention All-America and All-Big East honors for his play at the tackle position for Rutgers. He transferred from Clemson in 1991 after redshirting the 1990 season. Scott is a native of Easton, PA, and he was a physical education major at Rutgers.

## NFL PLAYER PERSONNEL DATES AND INFORMATION FOR 1994

- July 5 — Claiming period of 24 hours begins in waiver system. All waiver requests for the rest of the year are no-recall and no-withdrawal.
- July 10 — Los Angeles Raiders are first team to open training camp. Veteran players cannot be required to report earlier than 15 days prior to club's first preseason game or July 15, whichever is later.
- July 15 — Signing period ends at 4 p.m., Eastern Daylight Time, for Unrestricted Free Agents to whom June 1 tender (or June 14 tender to Transition Player) was made by Old Club. After this date and through 4 p.m., Eastern Daylight Time, on November 8, Old Club has exclusive negotiating rights with its unsigned Unrestricted Free Agents.
- July 30 — Hall of Fame Game, Canton, Ohio: Atlanta vs. San Diego.
- July 31 — American Bowl, Barcelona, Spain: Denver vs. Los Angeles Raiders.
- August 5 — If a drafted rookie has not signed with his club by this date, he may not be traded to any other club in 1994.
- August 6 — American Bowl, Tokyo, Japan: Kansas City vs. Minnesota.
- August 13 — American Bowl, Berlin, Germany: New York Giants vs. San Diego.
- August 15 — American Bowl, Mexico City, Mexico: Dallas vs. Houston.
- August 23 — Roster cutdown to maximum of 60 players on Active List by 4 p.m., Eastern Daylight Time.
- August 28 — Roster cutdown to maximum of 53 players on Active/Inactive List by 4 p.m., Eastern Daylight Time. Clubs may dress minimum of 42 and maximum of 45 players and third quarterback for each regular season and postseason game.
- August 29 — After 4 p.m., Eastern Daylight Time, clubs may establish a Practice Squad of five players by signing free agents who do not have a season of free-agency credit, unless that season was achieved by spending an entire regular season on Reserve/Injured or Reserve/Physically Unable to Perform.
- Sept. 2 — All clubs are required to identify their 49-player Active List by 7:00 p.m., Eastern Daylight Time, on this Friday and thereafter on each Friday before a regular-season Sunday game. No later than one hour and 15 minutes prior to kickoff, clubs must identify their 45-player Active List and third quarterback, if any.
- Sept. 4-5 — Regular season opens.
- Sept. 20 — Priority on multiple waiver claims is now based on the current season's standing.
- Sept. 28-29 — Special League meeting on realignment and player-stocking for expansion teams, Dallas, Texas.
- Oct. 11 — All trading ends at 4 p.m., Eastern Daylight Time.
- Oct. 12 — Players with at least four previous pension credits are subject to the waiver system for the remainder of the regular season and post-season.
- Nov. 1-2 — NFL Fall Meeting, Chicago, Illinois.

- Nov. 8 — Deadline for clubs to sign by 4 p.m., Eastern Time, their Unrestricted Free Agents to whom June 1 tender was made. If still unsigned after this date, such players are prohibited from playing in NFL in 1994.
- Nov. 8 — Deadline for clubs to sign by 4 p.m., Eastern Time, their Restricted Free Agents to whom June 1 tender was made. If such players remain unsigned, they are prohibited from playing in NFL in 1994.
- Nov. 8 — Deadline for clubs to sign Drafted players by 4 p.m., Eastern Time. If such players remain unsigned, they are prohibited from playing in NFL in 1994.
- Nov. 26 — Deadline for reinstatement of players in Reserve List categories of Retired and Did Not Report.
- Dec. 23 — Deadline for waiver requests in 1994, except for "special waiver requests" by teams participating in playoffs.
- Dec. 27 — Clubs may begin signing free-agent players for the 1995 season.
- Dec. 31 — Wild Card Playoff Games.

#### 1995

- Jan. 1 — Wild Card Playoff Games.
- Jan. 7-8 — Divisional Playoff Games.
- Jan. 15 — AFC and NFC Championship Games.
- Jan. 29 — Super Bowl XXIX at Joe Robbie Stadium, Miami, Florida.
- Feb. 5 — AFC-NFC Pro Bowl, Honolulu, Hawaii.
- Feb. 9-13 — Combine Timing and Testing, Hoosier Dome, Indianapolis, Indiana.
- March 12-17 — NFL Annual Meeting, Phoenix, Arizona.
- Late April — Annual player selection meeting, New York, New York.
- July 29 — Hall of Fame Game, Canton, Ohio.
- Sept. 3-4\* — Regular season opens.
- Dec. 30-31\* — Wild Card Playoff Games.

#### 1996

- Jan. 6-7\* — Divisional Playoff Games.
- Jan. 14\* — AFC and NFC Championship Games.
- Jan. 28\* — Super Bowl XXX, Sun Devil Stadium, Tempe, Arizona.
- Feb. 4\* — AFC-NFC Pro Bowl, Honolulu, Hawaii.

\*Tentatively scheduled.

#### NFL TERMINOLOGY

The term NFL Rookie is defined as a player who is in his first season of professional football and has not been on the roster of another professional football team for any regular-season or postseason games. A Rookie is designated by an "R" on NFL rosters. Players who have been active in another professional football league or players who have NFL experience, including either pre-season training camp or being on an active roster for fewer than three regular-season or postseason games, are termed NFL First-Year Players. An NFL First-Year Player is designated by a "1" on NFL rosters. Thereafter, a player on an NFL active roster for at least six regular-season or postseason games is credited with an additional year of NFL playing experience.

### BRONCOS 1994 OPPONENTS

#### GAME 1

#### San Diego Chargers

September 4 (Mile High Stadium) 6:00 p.m.  
See GAME 7

#### GAME 2

#### New York Jets

September 11 (Giants Stadium) 4:00 p.m.

**TEAM COLORS:** Kelly Green and White

**ADDRESS:** 1000 Fulton Avenue  
Hempstead, NY 11550

**PHONE:** 516-538-6600

**OWNER:** Leon Hess

**GENERAL MANAGER:** Dick Steinberg

**HEAD COACH (CAREER RECORD):** Pete Carroll

**PUBLIC RELATIONS:** Director — Frank Ramos

**LAST PLAYOFF APPEARANCE:** 1991

**1993 RECORD (FINISH):** 8-8 (3rd AFC East)

**'93 PRO BOWLERS:** NA

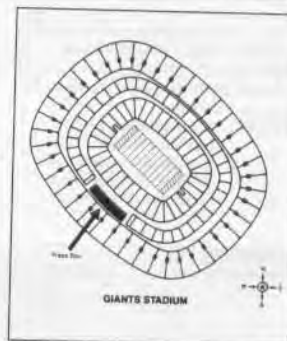
**SERIES:** Broncos lead, 12-11-1

**Last Bronco win:** 1993

**Last Jet win:** 1986

**Phillips vs. Jets:** 1-0

**vs. Broncos:** 0-0



#### GAME 3

#### Los Angeles Raiders

September 18 (Mile High Stadium) 2:00 p.m.  
See GAME 14

#### GAME 4

#### Buffalo Bills

September 26 (Rich Stadium) 7:00 p.m.

**TEAM COLORS:** Royal Blue, Scarlet Red and White

**ADDRESS:** One Bills Drive  
Orchard Park, N.Y. 14127

**PHONE:** 716-648-1800

**PRESIDENT:** Ralph C. Wilson, Jr.

**GENERAL MANAGER:** John Butler

**HEAD COACH (CAREER RECORD):** Marv Levy (118-86)

**PUBLIC RELATIONS:** Denny Lynch, Scott Berchtold

**LAST PLAYOFF APPEARANCE:** 1993

**1993 RECORD (FINISH):** 12-4 (1st AFC East)

**'93 PRO BOWLERS:** Howard Ballard,

Cornelius Bennett, Nate Odomes, Andre Reed,

Bruce Smith, Steve Tasker, Thurman Thomas

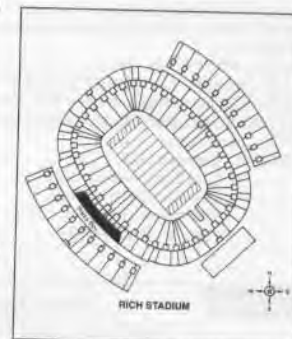
**SERIES:** Buffalo leads, 16-10-1

**Last Bronco win:** 1989

**Last Bill win:** 1992

**Phillips vs. Bills:** 0-0

**Levy vs. Broncos:** 7-6





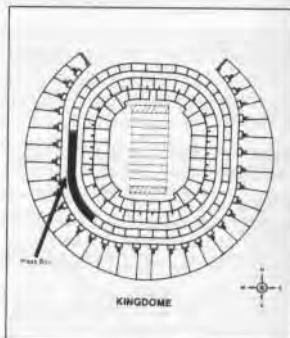
## BRONCOS 1994 OPPONENTS

### GAME 5

#### Seattle Seahawks

October 9 (Kingdom) 1:00 p.m.

**TEAM COLORS:** Blue, Green, and Silver  
**ADDRESS:** 11220 N.E. 53rd Street  
 Kirkland, WA 98033  
**PHONE:** 206-827-9777  
**OWNER:** Ken Behring  
**GENERAL MANAGER:** Tom Flores  
**HEAD COACH (CAREER RECORD):** Tom Flores (91-77)  
**PUBLIC RELATIONS:** Gary Wright  
**LAST PLAYOFF APPEARANCE:** 1988  
**1993 RECORD (FINISH):** 6-10 (5th AFC West)  
**'93 PRO BOWLERS:** Cortez Kennedy, Eugene Robinson  
**SERIES:** Broncos lead, 21-12  
 Last Bronco win: 1993  
 Last Seahawk win: 1991  
 Phillips vs. Seahawks: 2-0  
 Flores vs. Broncos: 9-12



### GAME 6

#### Kansas City Chiefs

October 17 (Mile High Stadium) 7:00 p.m.  
 See GAME 13

### GAME 7

#### San Diego Chargers

October 23 (Jack Murphy Stadium) 1:00 p.m.

**TEAM COLORS:** Navy Blue, White, and Gold  
**ADDRESS:** San Diego Jack Murphy Stadium  
 P.O. Box 609609  
 San Diego, CA 92160-9609  
**PHONE:** 619-280-2111  
**OWNER:** Alex G. Spanos  
**GENERAL MANAGER:** Bobby Beathard  
**HEAD COACH (CAREER RECORD):** Bobby Ross (19-13)  
**PUBLIC RELATIONS:** Director - Bill Johnston  
**LAST PLAYOFF APPEARANCE:** 1992  
**1993 RECORD (FINISH):** 8-8 (4th AFC West)  
**'93 PRO BOWLERS:** Anthony Miller, Leslie O'Neal, Junior Seau  
**SERIES:** Broncos lead, 35-32-1  
 Last Bronco win: 1993  
 Last Charger win: 1993  
 Phillips vs. Chargers: 1-1  
 Ross vs. Broncos: 2-2



### GAME 8

#### Cleveland Browns

October 30 (Mile High Stadium) 2:00 p.m.

**TEAM COLORS:** Seal Brown, Orange, and White  
**ADDRESS:** 80 First Street, Berea, OH 44017  
**PHONE:** 216-891-5000  
**OWNER:** Arthur B. Modell  
**EXECUTIVE VICE PRESIDENT:** Jim Bailey  
**HEAD COACH (CAREER RECORD):** Bill Belichick (20-28)  
**PUBLIC RELATIONS:** Director - Kevin Byrne  
**LAST PLAYOFF APPEARANCE:** 1989  
**1993 RECORD (FINISH):** 7-9 (3rd AFC Central)  
**'93 PRO BOWLERS:** Eric Metcalf, Michael Dean Perry  
**SERIES:** Broncos lead, 12-5  
 Last Bronco win: 1993  
 Last Brown win: 1990  
 Phillips vs. Browns: 1-0  
 Belichick vs. Broncos: 0-3-0

## BRONCOS 1994 OPPONENTS

### GAME 9

#### L.A. Rams

November 6 (Anaheim Stadium) 1:00 p.m.

**TEAM COLORS:** Royal Blue, Gold and White  
**ADDRESS:** 2327 W. Lincoln Ave.  
 Anaheim, CA 92801  
**PHONE:** 714-535-7267  
**OWNER:** Georgia Frontiere  
**EXECUTIVE VICE PRESIDENT:** John Shaw  
**HEAD COACH (CAREER RECORD):** Chuck Knox (189-146-1)  
**PUBLIC RELATIONS:** Rick Smith  
**LAST PLAYOFF APPEARANCE:** 1989  
**1993 RECORD (FINISH):** 5-11 (4th NFC West)  
**'93 PRO BOWLERS:** Jerome Bettis, Sean Gilbert  
**SERIES:** Tied, 3-3  
 Last Bronco win: 1988  
 Last Ram win: 1985  
 Phillips vs. Rams: 1-0  
 Knox vs. Broncos: 11-11



### GAME 10

#### Seattle Seahawks

November 13 (Mile High Stadium) 2:00 p.m.  
 See GAME 5

### GAME 11

#### Atlanta Falcons

November 20 (Mile High Stadium) 2:00 p.m.

**TEAM COLORS:** Black, Red, Silver and White  
**ADDRESS:** 2745 Burnette Road  
 Suwanee, Georgia 30174  
**PHONE:** 404-945-1111  
**OWNER:** Rankin M. Smith  
**PRESIDENT:** Taylor W. Smith  
**HEAD COACH (CAREER RECORD):** June Jones (0-0)  
**PUBLIC RELATIONS:** Charlie Taylor  
**LAST PLAYOFF APPEARANCE:** 1983  
**1993 RECORD (FINISH):** 6-10 (3rd NFC West)  
**'93 PRO BOWLERS:** Norm Johnson, Andre Rison, Deion Sanders, Elbert Shelley  
**SERIES:** Broncos lead, 4-3  
 Last Bronco win: 1988  
 Last Falcon win: 1982  
 Phillips vs. Falcons: 0-1  
 Jones vs. Broncos: 0-0

## BRONCOS 1994 OPPONENTS

### GAME 12

#### Cincinnati Bengals

November 27 (Mile High Stadium) 2:00 p.m.

**TEAM COLORS:** Black, Orange and White

**ADDRESS:** 200 Riverfront Stadium  
Cincinnati, OH 45202

**PHONE:** 531-621-3550

**CHAIRMAN OF THE BOARD:** A. E. Knowlton

**GENERAL MANAGER:** Mike Brown

**HEAD COACH (CAREER RECORD):** David Shula (8-24)

**PUBLIC RELATIONS:** Jack Brennan

**LAST PLAYOFF APPEARANCE:** 1990

**1993 RECORD (FINISH):** 3-13 (4th AFC Central)

**'93 PRO BOWLERS:** N/A

**SERIES:** Broncos lead, 10-6

Last Bronco win: 1991

Last Bengal win: 1981

Phillips vs. Bengals: 0-0

Shula vs. Broncos: 0-0

### GAME 13

#### Kansas City Chiefs

December 4 (Arrowhead Stadium) 3:00 p.m.

**TEAM COLORS:** Red, Gold, and White

**ADDRESS:** One Arrowhead Drive  
Kansas City, MO 64129

**PHONE:** 816-924-9300

**OWNER:** Lamar Hunt

**GENERAL MANAGER:** Carl Peterson

**HEAD COACH (CAREER RECORD):** Marty Schottenheimer (94-56-2)

**PUBLIC RELATIONS:** Director - Bob Moore,

Assistant - Jim Carr

**LAST PLAYOFF APPEARANCE:** 1993

**1993 RECORD (FINISH):** 11-5 (1st AFC West)

**'93 PRO BOWLERS:** Marcus Allen, John Elt,

Niel Smith, Derrick Thomas

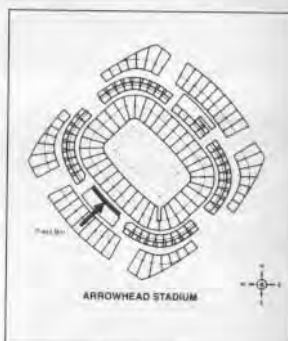
**SERIES:** Chiefs lead, 38-29

Last Bronco win: 1993

Last Chief win: 1993

Phillips vs. Chiefs: 1-1

Schottenheimer vs. Broncos: 3-9



### GAME 14

#### Los Angeles Raiders

December 11 (Los Angeles Coliseum) 1:00 p.m.

**TEAM COLORS:** Silver and Black

**ADDRESS:** 332 Center Street  
El Segundo, CA 90245

**PHONE:** 310-322-3451

**PRESIDENT/OWNER:** Al Davis

**HEAD COACH (CAREER RECORD):** Art Shell (45-31)

**PUBLIC RELATIONS:** Director - Al LoCasale,

Assistant - Mike Taylor

**LAST PLAYOFF APPEARANCE:** 1993

**1993 RECORD (FINISH):** 10-6 (2nd AFC West)

**'93 PRO BOWLERS:** Tim Brown, Terry

McDaniel, Steve Wisniewski

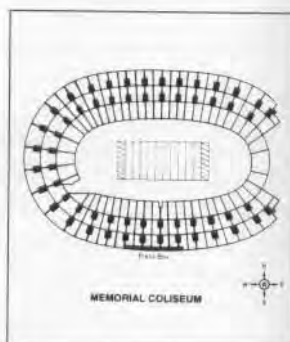
**SERIES:** Raiders lead, 46-19-2

Last Bronco win: 1992

Last Raider win: 1993

Phillips vs. Raiders: 0-2

Shell vs. Broncos: 8-1



## BRONCOS 1994 OPPONENTS

### GAME 15

#### San Francisco 49ers

December 24 (Candlestick Park) 1:00 p.m.

**TEAM COLORS:** Gold, Red and White

**ADDRESS:** 4949 Centennial Boulevard  
Santa Clara, CA 95054

**PHONE:** 408-562-4949

**OWNER:** Edward J. DeBartolo, Jr.

**PRESIDENT:** Carmen A. Policy

**GENERAL MANAGER:** John McKay

**HEAD COACH (CAREER RECORD):** George Seifert (67-20)

**PUBLIC RELATIONS:** Rodney Knox

**LAST PLAYOFF APPEARANCE:** 1993

**1993 RECORD (FINISH):** 10-6 (1st NFC West)

**'93 PRO BOWLERS:** Harris Barton, Guy

McIntyre, Brent Jones, Tim McDonald, Jerry

Rice, Steve Young

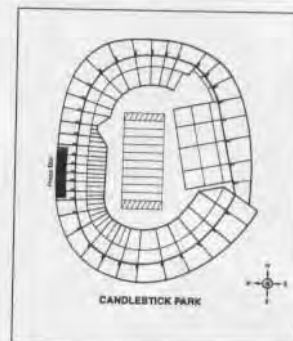
**SERIES:** Broncos lead, 4-2

Last Bronco win: 1988

Last 49ers win: 1989

Phillips vs. 49ers: 0-1

Seifert vs. Broncos: 1-0



### GAME 16

#### New Orleans Saints

November 27 (Mile High Stadium) 2:00 p.m.

**TEAM COLORS:** Old Gold, Black and White

**ADDRESS:** 1500 Poydras Street  
New Orleans, LA 70112

**PHONE:** 504-733-0255

**OWNER:** Tom Benson

**VICE-PRESIDENT:** Bill Kuharich

**HEAD COACH (CAREER RECORD):** Jim Mora (77-54)

**PUBLIC RELATIONS:** Rusty Kasmiersky

**LAST PLAYOFF APPEARANCE:** 1992

**1993 RECORD (FINISH):** 8-8 (2nd AFC West)

**'93 PRO BOWLERS:** Tyrone Hughes, Rickey Jackson, Renaldo Turnbull

**SERIES:** Broncos lead, 4-1

Last Bronco win: 1985

Last Saint win: 1988

Phillips vs. Saints: 0-0

Mora vs. Broncos: 1-0



# THE 1993 SEASON



QUARTERBACK JOHN ELWAY HAD HIS FINEST SEASON STATISTICALLY IN 1993, THROWING FOR 4030 YARDS AND 25 TOUCHDOWNS, BOTH BRONCO RECORDS. HE WAS ALSO NAMED TO SEVERAL ALL PRO TEAMS AND WAS VOTED THE TEAM'S OFFENSIVE MVP FOR THE SEVENTH TIME IN HIS CAREER.

## FINAL STATISTICS

### DENVER BRONCOS STATISTICS

#### WON 9, LOST 7

Date	Result	Score	Opponent	Attend.
Sept 5	W	26-20	at New York Jets	68,130
Sept 12	W	34-17	San Diego	75,074
Sept 20	L	7-15	at Kansas City	78,453
Oct 3	W	35-13	Indianapolis	74,953
Oct 10	L	27-30	at Green Bay	58,943
Oct 18	L	20-23	L.A. Raiders	75,712
Oct 31	W	28-17	Seattle	73,644
Nov 7	W	29-14	at Cleveland	77,818
Nov 14	L	23-26	Minnesota	67,329
Nov 21	W	37-13	Pittsburgh	74,840
Nov 28	W	17-9	at Seattle	57,812
Dec 5	L	10-13	at San Diego	60,233
Dec 12	W	27-21	Kansas City	75,822
Dec 18	W	13-3	at Chicago	53,056
Dec 26	L	10-17	Tampa Bay	73,434
Jan 2	L	30-33 OT	at L.A. Raiders	66,904

	Broncos	Opponents
TOTAL FIRST DOWNS	327	280
Rushing	105	86
Passing	187	181
Penalty	35	13
3rd Down: Made/Att	98/225	71/215
3rd Down Pct.	43.6	33.0
4th Down: Made/Att	2/11	8/17
4th Down Pct.	18.2	47.1
POSSESSION AVG.	31:23	28:37
TOTAL NET YARDS	5461	5149
Avg. Per Game	341.3	321.8
Total Plays	1060	1005
Avg. Per Play	5.2	5.1
NET YARDS RUSHING	1693	1418
Avg. Per Game	105.8	88.6
Total Rushes	468	397
NET YARDS PASSING	3768	3731
Avg. Per Game	235.5	233.2
Sacked/Yards Lost	39/293	46/238
Gross Yards	4061	3969
Att./Completions	553/350	562/314
Completion Pct.	63.3	55.9
Had Intercepted	10	18
PUNTS/AVERAGE	68/44.4	81/43.7
NET PUNTING AVG.	68/37.1	81/36.0
PENALTIES/YARDS	112/822	128/**
FUMBLES/BALL LOST	29/18	27/13
TOUCHDOWNS	42	27
Rushing	13	6
Passing	27	21
Returns	2	0

#### SCORE BY PERIODS

	Q1	Q2	Q3	Q4	OT	PTS
TEAM	66	147	91	69	0	373
OPPONENTS	53	82	62	84	3	284

#### SCORING

	TD-Ru-Pa-Rt	PAT	FG	S	PTS
Elam	0 0 0 0	41/42	26/35	0	119
Sharpe	9 0 9 0	0/0	0/0	0	54
Delpino	8 8 0 0	0/0	0/0	0	48



V. Johnson	5	0	5	0	0/0	0/0	0	30
Bernstine	4	4	0	0	0/0	0/0	0	24
Russell	4	0	3	1	0/0	0/0	0	24
Milburn	3	0	3	0	0/0	0/0	0	18
Rivers	2	1	1	0	0/0	0/0	1	14
Marshall	2	0	2	0	0/0	0/0	0	12
Tillman	2	0	2	0	0/0	0/0	0	12
Croel	1	0	0	1	0/0	0/0	0	6
R. Johnson	1	0	1	0	0/0	0/0	0	6
Wyman	1	0	1	0	0/0	0/0	0	6
TEAM	42	13	27	2	41/42	26/35	1	373
OPPONENTS	27	6	21	0	27/27	31/36	1	284

**SACKS:** Fletcher 13.5, Mecklenburg 9.0, Dronett 7.0, Croel 5.0, J. Robinson 3.5, Kragen 3.0, Wyman 2.0, Atwater 1.0, Oshodin 1.0, Williams 1.0, TEAM 46.0, OPPONENTS 39.0.

### PASSING

	Att	Cmp	Yds	Cmp%	Yds/Att	TD
Elway	551	348	4030	63.2	7.31	25
Maddox	1	1	1	100.0	1.00	1
Marshall	1	1	30	100.0	30.00	1
TEAM	553	350	4061	63.3	7.34	27
OPPONENTS	562	314	3969	55.9	7.06	21

	TD%	Int	Int%	Long	Sack/ Lost	Rating
Elway	4.5	10	1.8	63	39/293	92.8
Maddox	100.0	0	0.0	t1	0/0	118.8
Marshall	100.0	0	0.0	t30	0/0	158.3
TEAM	4.9	10	1.8	63	39/293	94.2
OPPONENTS	3.7	18	3.2	t74	46/238	77.2

### RUSHING

	No.	Yds	Avg	Long	TD
Bernstine	223	816	3.7	24	4
Delpino	131	445	3.4	18	8
Milburn	52	231	4.4	26	0
Elway	44	153	3.5	18	0
Rivers	15	50	3.3	14	1
Rouen	1	0	0.0	0	0
Maddox	2	-2	-1.0	-1	0
TEAM	468	1693	3.6	26	13
OPPONENTS	397	1418	3.6	28	6

### RECEIVING

	No.	Yds	Avg	Long	TD
Sharpe	81	995	12.3	63	9
Russell	44	719	16.3	43	3
Bernstine	44	372	8.5	41	0
Milburn	38	300	7.9	50	3
V. Johnson	36	517	14.4	56	5
Marshall	28	360	12.9	40	2
Delpino	26	195	7.5	25	0
R. Johnson	20	243	12.2	38	1
Tillman	17	193	11.4	30	2
Kimbrough	8	79	9.9	16	0
Rivers	6	59	9.8	17	1
K. Taylor	1	28	28.0	28	0
Wyman	1	1	1.0	t1	1
TEAM	350	4061	11.6	63	27
OPPONENTS	314	3969	12.6	t74	21

### INTERCEPTIONS

	No.	Yds	Avg	Long	TD
Smith	3	57	19.0	36	0
Braxton	3	37	12.3	25	0
Atwater	2	81	40.5	68	0
Dronett	2	13	6.5	7	0
Lang	2	4	2.0	4	0
Croel	1	22	22.0	t22	1
F. Robinson	1	13	13.0	13	0
Wyman	1	9	9.0	9	0
Bradford	1	0	0.0	0	0
Dimry	1	0	0.0	0	0
Hall	1	0	0.0	0	0
TEAM	18	236	13.1	68	1
OPPONENTS	10	79	7.9	19	0

### PUNTING

	No.	Yds	Avg	Net	TB	In 20	Lg	B
Rouen	67	3017	45.0	37.1	8	17	62	1
TEAM	68	3017	44.4	37.1	8	17	62	1
OPPONENTS	81	3541	43.7	36.0	10	22	61	2

### PUNT RETURNS

	Ret	FC	Yds	Avg	Long	TD
Milburn	40	11	425	10.6	54	0
Bradford	1	0	0	0.0	0	0
TEAM	41	11	425	10.4	54	0
OPPONENTS	33	8	337	10.2	37	0

### KICKOFF RETURNS

	No.	Yds	Avg	Long	TD
Russell	18	374	20.8	49	0
Milburn	12	188	15.7	26	0
Delpino	7	146	20.9	49	0
Meeks	1	9	9.0	9	0
Sharpe	1	0	0.0	0	0
TEAM	39	717	18.4	49	0
OPPONENTS	63	1119	17.8	68	0

### FIELD GOALS

	1-19	20-29	30-39	40-49	50+
Elam	0/0	11/12	7/7	4/10	4/6
TEAM	0/0	11/12	7/7	4/10	4/6
OPPONENTS	1/1	8/8	10/10	8/12	4/5

**Elam:** (28G,30G,30G,41G) (20G,54G) () (53N) (47G,37G) (40G,42N,37G) (47N) (22G,38G) (26B,53G) (48G,27G,28G) (25G,40N) (30G,42N)

**OPPONENTS:** (22G,43G) (30G) (34G,41G,52G,44G,20G) (28G,28G) (28G,32G,21G) (32G,49G,53G) (53G) (49N) (25G,19G,35G,43G) (37G,38G) () (56N,47N,27G,34G) (44N) (31G) (48G,41N) (43G,50G,39G,47G)

## DEFENSIVE STATISTICS

### FINAL REGULAR SEASON

Official Coaches Statistics - (Tackles and Assists) - through sixteen games  
All Other Statistics compiled from Press Box Statistics - through sixteen games

	Tackles	Assists	Total	Sacks	Yds.	Int.	Yds.	PD	FR	FF
Alexander	8	2	10	0	0	0	0	0	0	0
Atwater	80	61	141	1	1	2	81	12	0	2
Bradford	10	3	13	0	0	1	0	6	0	0
Braxton	79	32	111	0	0	3	37	19	2	2
Croel	79	31	110	5	30	1	22	6	2	1
Dimry	30	21	51	0	0	1	0	11	0	0
Dronett	32	17	49	7	24	2	13	5	0	1
Drozdoz	3	3	6	0	0	0	0	0	0	0
Fletcher	62	37	99	13.5	75.5	0	0	3	1	3
Hall	34	36	70	0	0	1	0	5	0	0
R. Jones	4	2	6	0	0	0	0	2	0	0
Kragen	43	22	65	3	10	0	0	3	1	0
Lang	42	22	64	0	0	2	4	12	0	0
Mecklenburg	82	17	99	9	60	0	0	4	2	1
Oshodin	21	15	36	1	5	0	0	2	0	1
D. Smith	54	42	96	0	0	3	57	15	0	1
Taylor	3	0	3	0	0	0	0	1	0	0
J. Robinson	7	6	13	3.5	17.5	0	0	1	0	1
F. Robinson	26	14	40	0	0	1	13	8	0	0
D. Williams	18	19	37	1.5	6.5	0	0	2	1	0
Wyman	91	42	133	2	9	1	0	4	1	0
TEAM				1						

### Blocked Field Goals or Punts

R. Rivers, blocked punt, Cleveland Browns (11/7/93)  
R. Rivers, blocked punt, Kansas City Chiefs (12/12/93)



## 1993 DENVER BRONCO MISCELLANEOUS STATISTICS (Final; 9-7-0)

### DRIVE ENGINEERING

Quarterback	Drives Started	TD	FG	FGA	PNT	DWN	TRN	SAF	CLK	RPL
JOHN ELWAY	185	41	26	9	66	7	21	1	14	0
TOMMY MADDOX	6	0	0	0	2	1	1	0	2	0
DENVER.....	191	41	26	9	68	8	22	1	16	0
Opponents....	194	27	31	5	81	9	29	0	12	0

Quarterback	Points Yielded	Pts./ Drive	Drive Efficiency
JOHN ELWAY	364	1.97	36.2%
TOMMY MADDOX	0	0.00	0.0%
DENVER.....	364	1.91	35.1%
Opponents...	282	1.45	29.9%

### FIRST DOWN TENDENCIES

Team	Rushing Plays	Yards	Avg.	Passing Plays	Yards	Avg.
DENVER.....	245	925	3.8	219	1393	6.4
Opponents....	210	757	3.6	225	1470	6.5

Team	Overall Plays	Yards	Avg.	Times Gained	10+	5+	2-	0	Neg.
DENVER.....	464	2318	5.0	73	181	216	108	40	
Opponents....	435	2227	5.1	84	171	211	110	54	

### YARDS GAINED BY DOWN

Team	1st Down Att	Yds.	Avg.	2nd Down Att	Yds.	Avg.	3rd Down Att	Yds.	Avg.
DENVER.....	464	2318	5.0	360	1734	4.8	225	1436	6.4
Opponents....	435	2227	5.1	338	1978	5.9	215	916	4.3

Team	4th Down Att	Yds.	Avg.	Season Att	Yds.	Avg.
DENVER.....	11	-27	-2.5	1060	5461	5.2
Opponents....	17	28	1.6	1005	5149	5.1

### THIRD DOWN EFFICIENCY ANALYSIS

Team 3rd &:	1	2	3	4	5	6	7	8
DENVER.....	17-24	7-16	7-11	11-26	9-18	11-22	4-16	8-17
Opponents.....	12-22	8-18	5-8	9-19	1-19	8-17	6-15	2-16

Team 3rd &:	9	10	11+	Rush	Total
DENVER.....	5-19	5-12	14-43	27-58	98-22
Opponents.....	3-13	12-21	5-47	21-49	71-21

### TURNOVER EXCHANGE

DENVER'S 28 turnovers have led to 65 Opponent points (8 TDs, 3 FG; 22.9% of Opponent's total points 284).  
OPPONENTS' 31 turnovers have led to 107 Denver points (12 TDs, 8 FGs; 29.2% of Denver's total points 373).

### AVERAGE STARTING FIELD POSITION

	Denver	Opponent
Drives Started .....	191	194
Cumulative Starting Yardlines .....	5877	5981
Average Field Position .....	D31	O31
Drives Started In Plus Territory .....	25	28
Resulting Scores.....	20	17
Drives Started In20/At Own 20 .....	40/45	34/33

## SCORING PERCENTAGE INSIDE-THE-20

	Denver	Opponent
Times Penetrated Opponent 20.....	52	46
Total Scores.....	49	38
Touchdowns.....	29	19
Field Goals.....	20	19
Turnovers.....	2	4
Ran Out Clock Not Trying To Score.....	0	0
Scores From Outside the 20.....	18	19
Scoring Percentage.....	94.2	82.6

## FIRST DOWNS EARNED

Player	Rush	Pass	Rec'd	Total
ELWAY.....	11	185	0	196
BERNSTINE.....	42	0	17	59
MILBURN.....	14	0	11	25
R. JOHNSON.....	0	0	11	11
V. JOHNSON.....	0	0	25	25
SHARPE.....	0	0	51	51
RUSSELL.....	0	0	33	33
MARSHALL.....	0	1	14	15
RIVERS.....	4	0	2	6
DELPINO.....	35	0	7	42
TILLMAN.....	0	0	8	8
KIMBROUGH.....	0	0	5	5
MADDOX.....	0	1	0	1
WYMAN.....	0	0	1	1
K. TAYLOR.....	0	0	1	1

## YARDS LOST DUE TO PENALTIES

	Denver	Opponent
*Times Penalized After Gain.....	27	20
Yards Lost Due To Penalties.....	366	241
Touchdowns Called Back.....	0	1
Field Goals Negated.....	1	2
First Downs Lost.....	13	12

(\*when team is on offense only.)

## KICKOFF ANALYSIS

Kicker	Total	No. Ret.	TB	EZ+	SQB	FC	OB	ONS
JASON ELAM.....	83	63	20	7	0	0	1	(1)
Opponents.....	71	39	30	4	2	0	2	(2)

Kicker	Opp. OSY	OSY Ret.	ASY Ret.	ASY Ret.
JASON ELAM	1972	1537	O 24	O 24
Opponents	1627	957	D 23	D 25

(Key: **OSY** – Opponent Starting Yardlines; **ASY** – Average Starting Yardline;  
**Ret.** – Averages using returned kicks only. NOTE: Onside kicks are not included;  
Out-of-bounds kicks are.)

## GOAL LINE STANDS

Team	Opponent GTG Situations	Opp. Scores Total TC FG	Opponent GTG Plays	Defense Held	Stop Pct.
DENVER DEFENSE....	18	16 11 5	43	32	74.4
Opponent Defense.....	32	31 26 5	69	43	62.3

## BRONCOS TENTATIVE DEPTH CHART

### OFFENSE

WR	83 Anthony Miller	80 Tony Kimbrough	82 Melvin Bonner
	86 Barry Rose	19 Rod Smith	17 Charles Swan
LT	65 Gary Zimmerman	76 Kirk Scraftford	69 Kenny Hall
LG	79 Dave Widell	61 Bob Meeks	
C	72 Keith Kartz	66 Tom Nalen	
RG	75 Brian Habib	67 Scott Vaughn	
RT	68 Russell Freeman	64 Jon Melander	74 Olaf Hampel
	70 Kevin Farkas		
TE	84 Shannon Sharpe	89 Reggie Johnson	88 Jerry Evans
	48 Dwayne Carswell	46 Trumane Bell	
WR	85 Derek Russell	81 Mike Pritchard	87 Cedric Tillman
	10 Jeff Campbell	14 Tim Mosley	
QB	7 John Elway	8 Tommy Maddox	12 Shawn Moore
	15 Jeff Carlson		
RB	33 Rod Bernstine	22 Glyn Milburn	43 Derrick Clark
	35 Chuck Snowden		
RB	39 Robert Delpino	38 Reggie Rivers	37 Anthony Lynn
	41 Deon Strother		

### DEFENSE

LE	99 Shane Dronett	94 Jeff Robinson	96 Harald Hasselbach
	63 Carlos Fowler		
NT	98 Ted Washington	97 Darren Drozdov	95 Alphonso Taylor
	62 Billy Lofton		
RE	90 Dan Williams	91 Willie Oshodin	60 Brian Dyet
LOLB	51 Mike Croel	57 Allen Aldridge	55 Glenell Sanders
	50 Ray Jacobs		
LILB	58 Elijah Alexander	93 Richard Harvey	
RILB	92 Dave Wyman	56 Keith Burns	
ROLB	73 Simon Fletcher	54 Mitch Donohue	
LCB	26 Ben Smith	23 Ronnie Bradford	36 Frank Robinson
	25 Eric Geter		
RCB	29 Ray Crockett	21 Randy Hilliard	24 Randy Fuller
	30 Jamie Redmond	28 Butler By not e	
SS	40 Darryl Hall	34 Michael Ball	47 Donald Stowers
FS	27 Steve Atwater	31 Rondell Jones	32 Sebastian Savage

### SPECIALISTS

P	16 Tom Rouen	1 Jason Elam
K	1 Jason Elam	16 Tom Rouen
PS	94 Jeff Robinson	72 Keith Kartz
KS	79 Dave Widell	94 Jeff Robinson
KH	8 Tommy Maddox	10 Jeff Campbell
PR	22 Glyn Milburn	10 Jeff Campbell
KR	22 Glyn Milburn	85 Derek Russell

### PRONUNCIATION GUIDE (All players listed alphabetically)

Rod Bernstine (Bern-steen)  
Butler By 'not'e (by-NO-tay)  
Mike Croel (KROLL)  
Brian Dyet (DIET)  
Brian Habib (Ha-BEEB)  
Olaf Hampel (HAHM-pel)  
Jon Melander (MEE-lander)  
Willie Oshodin (OH-sha-din)  
Tom Rouen (RUIN)  
Dave Widell (WY-dell)



# DENVER BRONCOS 1994 VETERAN ROSTER

No.	Name	Pos.	Ht.	Wt.	Birthdate	NFL Exp.	College	Hometown	How Acq.	'93 Games/ Starts
58	Alexander, Elijah	LB	6-2	230	08/08/70	3	Kansas State	Fort Worth, TX	W(T.B.) '93	16/0
27	Atwater, Steve	S	6-1	217	10/28/66	6	Arkansas	Chicago, IL	D1 '89	16/16
34	Ball, Michael	DB	6-3	215	08/05/64	8	Southern	New Orleans, LA	FA '94	*
33	Bonner, Rod	RB	6-3	238	02/08/65	8	Texas A & M	Bryan, TX	UFA(SD) '93	15/14
82	Borner, Melvin	WR	6-3	207	02/18/70	2	Baylor	Hempstead, TX	D6 '93	4/0
23	Bradford, Ronnie	CB	5-10	188	10/01/70	2	Colorado	Commerce City, CO	FA '93	10/3
10	Campbell, Jeff	WR	5-8	167	03/26/68	5	Colorado	Vail, CO	UFA '94	10/0*
15	Carlson, Jeff	QB	6-3	212	05/23/66	5	Weber State	Long Beach, CA	FA '94	*
29	Crockett, Ray	CB	5-10	185	01/05/67	6	Baylor	Dallas, TX	UFA(Del) '94	15/15*
51	Croel, Mike	LB	6-3	231	06/06/69	4	Nebraska	Detroit, MI	D1 '91	16/16
39	Delapino, Robert	RB	6-0	205	11/02/65	7	Missouri	Dodge City, KS	UFA(Ram) '93	16/3
54	Donahue, Mitch	LB	6-2	254	02/04/68	4	Wyoming	Billings, MT	W(S.F.) '93	13/0
99	Donnett, Shane	DE	6-6	275	01/12/71	3	Texas	Orange, TX	D2 '92	16/16
97	Drozdz, Darren	DT	6-3	280	04/07/69	2	Maryland	Wilmington, DE	FA '93	6/2
1	Elam, Jason	K	5-11	192	03/08/70	2	Hawaii	FL, Walton Bch, FL	D3b '93	16/0
7	Elway, John	QB	6-3	215	06/28/60	12	Stanford	Port Angeles, WA	T(Ball) '83	16/16
88	Evans, Jerry	TE	6-4	250	09/28/68	2	Toledo	Lorain, OH	FA '93	14/1
73	Fletcher, Simon	LB	6-5	240	02/18/62	10	Houston	Bay City, TX	D2b '85	16/16
68	Freeman, Russell	T	6-7	290	09/02/69	3	Georgia Tech	Hornstead, PA	FA '92	14/14
75	Habib, Brian	G	6-7	292	12/02/64	6	Washington	Ellensburg, WA	UFA(Min) '93	16/16
40	Hall, Darryl	S	6-2	210	08/01/66	5	Washington	Oscoda, MI	FA '93	16/2
93	Harvey, Richard	LB	6-1	242	09/11/68	2	Tulane	Pascagoula, MS	UFA(Buf) '94	15/0*
21	Hilliard, Randy	CB	5-11	165	02/06/67	5	N.W. Louisiana	Metairie, LA	UFA(Cle) '94	12/5*
31	Johnson, Rondell	S	6-2	210	05/07/71	4	North Carolina	Sunderland, Mass.	D3a '93	16/0
89	Johnson, Reggie	TE	6-2	256	01/27/68	2	Florida St.	Pensacola, FL	D2 '91	13/12
72	Kartz, Keith	C	6-4	270	05/05/63	8	California	Las Vegas, NV	FA '87	12/11
80	Kimrough, Tony	WR	6-2	192	09/17/70	2	Jackson State	Weir, Miss.	D7b '93	15/0
37	Lynn, Anthony	RB	6-3	230	12/21/69	2	Texas Tech	McKinney, TX	FA '93	13/0

8	Maddox, Tommy	QB	6-4	195	09/02/71	3	UCLA	Shreveport, LA	D1 '92	16/0
61	Meeks, Bob	G	6-2	279	05/28/69	3	Auburn	Andalusia, AL	D10 '92	7/0
64	Mellander, Jon	G	6-7	280	12/27/66	4	Minnesota	Fridley, Minn.	W(Cin) '93	12/7
22	Milburn, Glyn	RB	5-8	177	02/19/71	2	Stanford	Santa Monica, CA	D2 '93	16/2
83	Miller, Anthony	WR	5-11	190	04/15/65	7	Tennessee	Pasadena, CA	UFA(S.D.) '94	16/16*
12	Moore, Shawn	QB	6-2	213	04/04/68	4	Virginia	Martinsville, VA	D11 '91	0/0
91	Oshodin, Willie	DE	6-4	260	09/16/69	3	Villanova	Benn City, Nigeria	FA '92	15/5
81	Pritchard, Mike	WR	5-10	190	10/26/69	4	Colorado	Shaw AFB, S.C.	T(Atl) '94	15/14*
38	Rivers, Reggie	RB	6-1	215	02/22/68	4	SW Texas State	Dayton, OH	FA '91	16/2
36	Robinson, Frank	CB	5-11	174	01/11/69	3	Boise State	Newark, NJ	D5 '92	16/2
94	Robinson, Jeff	DE	6-4	265	02/20/70	2	Idaho	Kennewick, WA	D4 '93	16/0
86	Rose, Barry	WR	6-0	185	07/28/68	2	Wisc-Sievers Point	Hudson, WI	FA '93	3/0
16	Rouen, Tom	P	6-3	215	06/09/68	2	Colorado	Hindsdale, IL	FA '93	16/0
85	Russell, Derek	WR	6-0	179	06/22/69	4	Arkansas	Little Rock, AR	D4 '91	13/12
55	Sanders, Glenell	LB	6-1	237	11/04/66	4	Louisiana Tech	Clinton, LA	FA '94	*
76	Scrifford, Kirk	T	6-6	265	03/13/67	5	Montana	Billings, MT	W(Cin) '93	16/0
84	Sharpe, Shannon	TE	6-2	230	06/26/68	5	Savannah State	Glenville, GA	D7 '90	16/12
26	Smith, Ben	CB	5-11	185	05/14/67	5	Georgia	Warner Robins, GA	T(Phil) '94	13/3*
95	Taylor, Alphonso	DT	6-3	320	09/07/69	2	Temple	Trenton, NJ	W(Arz) '93	3/0
87	Tillman, Cedric	WR	6-2	204	07/22/70	3	Alcorn State	Gulport, MS	D11 '92	14/3
98	Washington, Ted	NT	6-4	295	04/13/68	4	Louisville	Tampa, FL	T(SF) '94	12/12*
79	Widell, Dave	G/C	6-6	292	05/14/65	7	Boston College	Hartford, CT	T(Dal) '91	15/15
90	Williams, Dan	DE	6-4	290	12/15/69	2	Toledo	Ypsilanti, MI	D1 '93	13/11
92	Wyman, Dave	LB	6-2	248	03/31/64	8	Stanford	San Diego, CA	UFA '93	16/16
65	Zimmerman, Gary	T	6-6	294	12/13/61	9	Oregon	Walnut, CA	T(Minn) '94	16/16

\* - Indicates option payout; subject to developments.

- indicates unrestricted free agents.

- at the end of '93 games/starts category indicates: Ball last active with Indianapolis in '92; Campbell played 10 games with Detroit in '93; Carlson last active with New England in '92; Crockett played 15 games with Buffalo in '93; Hilliard played 12 games with Cleveland in '93; Miller played 16 games with San Diego in '93; Pritchard played 15 games with Atlanta in '93; Sanders last active with L.A. Rams in '92; B. Smith played 13 games with Philadelphia in '93; Washington played 12 games with San Francisco in '93.



## HOW THE BRONCOS WERE BUILT

Year	Draft	Trades	Free Agents/ Waivers
1981	SS Dennis Smith (1)		
2nd, AFC West 10-6-0			
1983	LB Karl Mecklenburg (12)	QB John Elway (from Baltimore)	
9-7-0 3rd, AFC West			
1985	WR Vance Johnson (3a)		NT Greg Kragan*
11-3-0 2nd, AFC West	LB Simon Fletcher (2b)		
1986			
11-5-0 1st, AFC West AFC Champions			
1987	CB Tyrone Braxton (12)		G/C Keith Kartz** LB Tim Lucas**
10-4-1 1st, AFC West AFC Champions			
1989	S Steve Atwater (1)		
11-5-0 1st, AFC West			
1990	CB Le-Le Lang (5b) WR Shannon Sharpe (7)	OL Dave Widell (from Dallas)	LB Jeff Mills**
5-11 5th, AFC West			
1991	LB Mike Crost (1)		CB Charles Dimry (PB) RB Reggie Rivers*
12-4 1st, AFC West	TE Reggie Johnson (2) WR Derek Russell (4)IR QB Shawn Moore (11)		
1992	QB Tommy Maddox (1)		OT Russell Freeman*
8-8 3rd, AFC West	DE Shane Dronett (2) CB Frank Robinson (5) C/T Bob Meeks (10) WR Cedric Tillman (11)		WR Arthur Marshall* DE Willie Oshodin (PUP)
1993	DE Dan Williams (1) RB Glynn Milburn (2) S Rondell Jones (3a) K Jason Elam (3b) DE Jeff Robinson (4) WR Melvin Bonner (6) WR Tony Kimbrough (7a)	T Gary Zimmerman (from Minnesota)	LB Elijah Alexander** CB Ronnie Bradford** RB Robert Delpino** LB Mitch Donahue** NT Darren Drozdo** TE Jerry Evans** G Brian Habib** S Darryl Hall** T Olaf Hampel (PS) RB Anthony Lynn** G/T Don Maggs** G/T Jon Melander** CB David Poole** WR Greg Premus (PS) WR Barry Rose** P Tom Rouen** T Kirk Scafford** DT Alphonso Taylor** WR Kilrick Taylor** LB Dave Wyman**

Number in parenthesis after draft choices indicates the round in which the player was taken.

\* - indicates player was a rookie free agent when he joined the Broncos.

\*\* - indicates player was an NFL veteran or had been in other camps before joining the Broncos.

\*\*\* - indicates player was an unrestricted free agent that had not been released by previous team.

PB - indicates player was a Plan B free agent.

PS - indicates player is on Practice Squad.

IR - indicates player is on Injured Reserve.

PUP - indicates player is on Physically Unable to Perform List.

## DENVER BRONCOS 1994 FIRST-YEAR ROSTER

No.	Name	Pos.	Ht.	Wt.	Birthdate	College	Hometown	How Acq.
57	Aldridge, Allen	LB	6-1	245	05/30/72	Houston	Houston, TX	D2 '94
46	Bell, Trumane	TE	6-3	235	11/26/71	Nebraska	Chicago, IL	FA '94
56	Burns, Keith	LB	6-2	245	05/16/72	Oklahoma State	Greenville, S.C.	D7a '94
28	By 'n't e, Butler	RB	5-9	190	09/29/72	Ohio State	Louis, Miss.	D7b '94
48	Carswell, Dwayne	TE	6-3	261	01/18/72	Liberty	Jacksonville, FL	FA '94
43	Derrick Clark	RB	6-1	235	05/04/71	Evangel	Orlando, FL	FA '94
60	Dyet, Brian	DL	6-4	257	12/12/70	Colorado	Denver, CO	FA '94
70	Farkas, Kevin	T	6-9	360	02/04/71	Appalachian State	Richmond, VA	FA '94
63	Fowler, Carlos	DL	6-2	278	08/30/72	Wisconsin	Cleveland, OH	FA '94
24	Fuller, Randy	CB	5-9	173	06/02/70	Tennessee State	Columbus, GA	D4 '94
25	Geter, Eric (1)	CB	5-11	190	06/24/70	Clemson	Gay, GA	FA '94
69	Hall, Kenny	G/T	6-4	315	07/15/71	Fresno State	Wallugan, IL	FA '94
74	Hampel, Olaf (a)	OL	6-6	305	06/24/67	No College	Essen, Germany	FA '93
96	Hasselbach, Harald (1)	DL	6-6	280	09/22/67	Washington	Amsterdam, Holland	FA '94
50	Jacobs, Ray	LB	6-2	244	08/18/72	North Carolina	Hampstead, N.C.	FA '94
62	Lofton, Billy	DE	6-2	290	10/28/71	Kentucky	Wilmington, N.C.	FA '94
14	Mosley, Tim	WR	6-3	187	01/19/71	Northern Iowa	Ft. Dodge, IA	FA '94
66	Nalen, Tom	C	6-2	280	05/13/71	Boston College	Foxboro, Mass.	D7c '94
30	Redmond, Jamie (1)	CB	5-9	185	10/01/69	M. Tennessee State	Savannah, GA	FA '94
32	Savage, Sebastian (1)	CB	5-11	196	12/12/69	North Carolina State	Union, S.C.	FA '94
19	Smith, Rod	WR	6-0	183	05/15/70	Missouri Southern	Texarkana, AR	FA '94
35	Snowden, Chuck	RB	6-0	209	04/21/71	Northern Colorado	Washington, D.C.	FA '94
47	Donald Stowers	S	6-1	195	10/23/70	New Mexico State	Ledbetter, TX	FA '94
41	Strother, Deon	RB	5-11	213	04/12/72	Southern California	Saginaw, MI	FA '94
17	Swann, Charles (1)	WR	6-1	188	10/29/70	Indiana State	Memphis, TN	FA '94
67	Vaughn, Scott	OL	6-5	319	04/09/71	Rutgers	Easton, PA	FA '94

## TOP PERFORMANCES OF 1993

### INDIVIDUAL

#### RUSHING

Attempts .....	23	–	Bernstine vs. Kansas City (12/12)
	23	–	Bernstine vs. L.A. Raiders (10/18)
Yards .....	103	–	Bernstine at Chicago (12/18)

#### PASSING

Attempts .....	59	–	Elway at Green Bay (10/10)
Completions .....	33	–	Elway at Green Bay (10/10)
Completion pct. ....	750	–	Elway vs. Minnesota (11/14)
Yards .....	367	–	Elway at Green Bay (10/10)
Touchdowns .....	3	–	Elway at L.A. Raiders (1/2), vs. Kansas City (12/12), at Cleveland (11/7)

#### RECEIVING

Receptions .....	10	–	Sharpe vs. Kansas City (12/12), Johnson, V at Green Bay (10/10)
Yards .....	148	–	V. Johnson at Green Bay (10/10)

### DEFENSE

#### TACKLES

Tackles .....	11	–	Wyman at San Diego (12/5) and Braxton at N.Y. Jets (9/5)
---------------	----	---	--

Assists .....	9	–	Atwater at San Diego (12/5)
Total .....	13	–	Atwater at San Diego (12/5)

<b>SACKS</b> .....	2.5	–	Fletcher at Seattle (11/28)
--------------------	-----	---	-----------------------------

<b>INTERCEPTIONS</b> ..	1	–	11 players
-------------------------	---	---	------------

#### PASSES

<b>DEFENSED</b> .....	4	–	Lang vs. Pittsburgh (11/21)
-----------------------	---	---	-----------------------------

### LONGEST PLAYS

Run .....	26	–	Milburn vs. Minnesota (11/14)
Pass .....	63	–	Elway to Sharpe vs. Pittsburgh (11/21)
Kickoff Return .....	49	–	Delpino at L.A. Raiders (1/2), Russell vs. Minnesota (11/14)
Punt Return .....	54	–	Milburn vs. Tampa Bay (12/26)
Interception Return ..	68	–	Atwater vs. San Diego (9/12)
Punt .....	62	–	Rouen vs. Tampa Bay (12/26)
Field Goal .....	54	–	Elam vs. San Diego (9/12)

### TEAM

#### TOTAL POINTS

Offense .....	35	–	vs. Indianapolis (10/3)
Defense .....	3	–	at Chicago (12/18)

#### FIRST DOWNS

Offense .....	26	–	at Green Bay (10/10) and vs. Indianapolis (10/3)
Defense .....	12	–	vs. L.A. Raiders (10/18)

#### TOTAL YARDS

Offense .....	471	–	at L.A. Raiders (1/2)
Defense .....	185	–	at Chicago (12/18)

#### RUSHING YARDS

Offense .....	196	–	vs. Indianapolis (10/3)
Defense .....	53	–	vs. L.A. Raiders (10/18)

#### PASSING YARDS

Offense .....	361	–	at L.A. Raiders (1/2)
Defense .....	101	–	at Chicago (12/18)

### COLDEST GAMES IN DENVER BRONCOS HISTORY

(Note – Many play-by-plays from 1960 to 1969 did not include weather information. Wind chill figures are included only when noted on the play-by-play.)

Date	Game	Temp.	Wind Chill
Dec. 18, 1983	at Kansas City	0	–30
Dec. 10, 1972	vs. San Diego	9	
Dec. 20, 1981	at Chicago	14	
Jan. 1, 1978	vs. Oakland	18	
Dec. 14, 1975	vs. Philadelphia	18	
Dec. 27, 1987	vs. San Diego	20	–9
Nov. 11, 1985	vs. San Francisco	20	
Dec. 3, 1972	at Kansas City	20	
Nov. 16, 1987	vs. Chicago	22	19
Oct. 12, 1969	vs. Oakland	22	
Dec. 10, 1989	vs. NY Giants	23	0
Dec. 1, 1991	vs. New England	23	17
Nov. 3, 1991	vs. Pittsburgh	23	
Dec. 2, 1979	at Buffalo	24	
Nov. 15, 1964	vs. NY Jets	25	
Nov. 16, 1968	vs. NY Jets	26	
Nov. 18, 1962	vs. Dallas Texans	26	
Dec. 2, 1984	at Kansas City	28	
Sept. 29, 1985	vs. Miami	29	
Oct. 15, 1984	vs. Green Bay	29	
Jan. 11, 1987	at Cleveland	30	5
Nov. 14, 1993	vs. Minnesota	30	16



# 1993 PARTICIPATION CHART

	at N.Y.J.	S.D.	at K.C.	IND.	at G.B.	L.A.R.	SEA.	at CLE.	MIL.	PT.	at SEA.	at S.D.	K.C.	at CHI.	T.B.	at L.A.R.
Alexander	P	P	P	P	P	P	P	P	P	P	P	P	P	P	P	P
Atwater	S	S	S	S	S	S	S	S	S	S	S	S	S	S	S	S
Bernstine	S	S	S	S	S	S	S	S	S	S	S	S	S	S	S	S
Bonner	IA	IA	IA	IA	IA	IA	IA	IA	IA	IA	IA	IA	IA	DNP	IA	IA
Bradford	-	-	-	-	-	-	-	-	-	-	-	-	-	-	-	-
Braxton	S	S	S	S	S	S	S	S	S	S	S	S	S	S	S	S
Croel	S	S	S	S	S	S	S	S	S	S	S	S	S	S	S	S
Delpino	P	P	P	P	P	P	P	P	P	P	P	P	P	P	P	P
Dimry	S	S	S	S	S	S	S	S	S	S	S	S	S	S	S	S
Donahue	P	P	P	P	IA	IA	IA	IA	IA	IA	IA	IA	IA	IA	IA	IA
Dronett	S	S	S	S	S	S	S	S	S	S	S	S	S	S	S	S
Drozdzov	P	P	P	P	P	IA	IA	IA	IA	IA	IA	IA	IA	IA	IA	DNP
Etam	P	P	P	P	P	P	P	P	P	P	P	P	P	P	P	P
Elway, J.	S	S	S	S	S	S	S	S	S	S	S	S	S	S	S	S
Evans	IA	IA	IA	IA	IA	IA	IA	IA	IA	IA	IA	IA	IA	IA	IA	IA
Fletcher	S	S	S	S	S	S	S	S	S	S	S	S	S	S	S	S
Freeman	S	S	S	S	S	S	S	S	S	S	S	S	S	S	S	S
Habib	S	S	S	S	S	S	S	S	S	S	S	S	S	S	S	S
Hale	IA	NWT	-	-	-	-	-	-	-	-	-	-	-	-	-	-
Hall	P	P	P	P	P	P	P	P	P	P	P	P	P	P	P	P
C. Johnson	IA	NWT	-	-	-	-	-	-	-	-	-	-	-	-	-	-
R. Johnson	S	S	S	S	S	S	S	S	S	S	S	S	S	S	S	S
V. Johnson	NWT	P	P	P	P	P	P	P	P	P	P	P	P	P	P	P
Jones	P	P	P	P	P	P	P	P	P	P	P	P	P	P	P	P
Kartz	S	S	S	S	S	IA	IA	IA	IA	IA	IA	IA	IA	IA	IA	IA
Kimbrough	P	P	P	P	P	P	P	P	P	P	P	P	P	P	P	P
Kragan	S	IA	IA	S	S	S	S	S	S	S	S	S	S	S	S	S
Lang	P	P	P	P	P	P	P	P	P	P	P	P	P	P	P	P
Lucas	P	P	P	P	P	P	P	P	P	P	P	P	P	P	P	P
Lynn	P	P	P	P	P	P	P	P	P	P	P	P	P	P	P	P
Maddox	P	P	P	P	P	P	P	P	P	P	P	P	P	P	P	P
Maggs	PUP	-	-	-	-	-	IA	P	DNP	P	S	S	DNP	P	P	P
Marshall	S	S	S	P	P	S	P	P	P	P	S	S	S	S	S	S
Mecklenburg	S	S	S	S	S	S	S	S	S	S	S	S	S	S	S	S
Meeks	DNP	P	P	P	P	P	P	P	DNP	IA	DNP	DNP	IA	IA	DNP	IA
Melander	DNP	DNP	P	P	P	P	S	S	S	S	S	P	P	P	P	P
Milburn	P	P	P	P	P	S	P	P	P	P	S	P	P	P	P	P
Mills	IA	IA	IA	IA	IA	IA	IA	IA	IA	IA	IA	IA	IA	IA	IA	IA
Moore	IA	IA	IA	IA	IA	IA	IA	IA	IA	IA	IA	IA	IA	IA	IA	IA
Oshodin	P	P	S	S	S	S	S	P	P	P	P	P	P	DNP	P	P
Poolle	NWT	-	-	-	-	-	-	-	-	-	-	-	-	-	-	-
Rivers	S	S	P	P	P	P	P	P	P	P	P	P	P	P	P	P
F. Robinson	P	P	P	P	P	P	P	P	P	P	P	P	P	P	P	P
J. Robinson	P	P	P	P	P	P	P	P	P	P	P	P	P	P	P	P
Rose	-	-	-	-	-	-	-	-	-	-	-	-	-	-	-	-
Rouen	P	P	P	P	P	P	P	P	P	P	P	P	P	P	P	P
Russell	S	S	S	S	S	S	S	S	S	S	S	P	IA	IA	IA	IA
Scraftford	P	P	P	P	P	P	P	P	P	P	P	P	P	P	P	P
Sharpe	P	P	S	S	S	S	S	P	S	P	S	S	S	S	S	S
Smith	S	S	S	S	S	S	S	S	S	S	IA	IA	IA	IA	IA	IA
A. Taylor	NWT	P	P	IA	IA	DNP	IA	IA	IA	IA	IA	-	-	-	-	-
K. Taylor	DNP	NWT	-	-	-	-	-	-	-	-	-	-	-	-	-	-
Tillman	P	P	P	P	P	P	IA	P	P	P	DNP	P	S	S	S	S
Widell	S	S	S	S	S	S	S	S	S	S	S	S	S	S	S	S
Williams	S	S	IA	IA	IA	IA	P	P	S	S	S	S	S	S	S	S
Wyman	S	S	S	S	S	S	S	S	S	S	S	S	S	S	S	S
Zimmerman	S	S	S	S	S	S	S	S	S	S	S	S	S	S	S	S

## GAME BY GAME STARTERS

### STARTERS BY POSITION 1993

OFFENSE	WR	LT	LG	C	RG	RT	TE	WR	QB	RB	TE	Other
at NY Jets	Marshall	Zimmerman	Widell	Kartz	Habib	Freeman	R. Johnson	Russell	Elway	Bernstine	Sharpe	Rivers (RB)
vs. San Diego	Marshall	Zimmerman	Widell	Kartz	Habib	Freeman	R. Johnson	Russell	Elway	Bernstine	Sharpe	Rivers (RB)
at Kansas City	Marshall	Zimmerman	Widell	Kartz	Habib	Freeman	R. Johnson	Russell	Elway	Bernstine	Sharpe	
vs. Indianapolis	V. Johnson	Zimmerman	Widell	Kartz	Habib	Freeman	R. Johnson	Russell	Elway	Bernstine	Sharpe	
at Green Bay	V. Johnson	Zimmerman	Widell	Kartz	Habib	Freeman	R. Johnson	Russell	Elway	Bernstine	Sharpe	
vs. Raiders	V. Johnson	Zimmerman	Widell	Kartz	Habib	Freeman	R. Johnson	Russell	Elway	Bernstine	Sharpe	
vs. Seattle	V. Johnson	Zimmerman	Melander	Widell	Habib	Freeman	R. Johnson	Russell	Elway	Bernstine	Sharpe	Marshall (WR)
at Cleveland	V. Johnson	Zimmerman	Melander	Widell	Habib	Freeman	R. Johnson	Russell	Elway	Bernstine	Sharpe	
vs. Minnesota	V. Johnson	Zimmerman	Melander	Widell	Habib	Freeman	R. Johnson	Russell	Elway	Bernstine	Sharpe	
vs. Pittsburgh	V. Johnson	Zimmerman	Melander	Widell	Habib	Freeman	R. Johnson	Russell	Elway	Bernstine	Sharpe	
at Seattle	V. Johnson	Zimmerman	Widell	Kartz	Habib	Maggs	Evans	Russell	Elway	Bernstine	Sharpe	
at San Diego	Marshall	Zimmerman	Widell	Kartz	Habib	Freeman	R. Johnson	Russell	Elway	Bernstine	Sharpe	
vs. Kansas City	Marshall	Zimmerman	Widell	Kartz	Habib	Freeman	R. Johnson	Russell	Elway	Bernstine	Sharpe	
at Chicago	Marshall	Zimmerman	Widell	Kartz	Habib	Freeman	R. Johnson	Russell	Elway	Bernstine	Sharpe	
vs. Tampa Bay	Marshall	Zimmerman	Melander	Kartz	Habib	Freeman	R. Johnson	Russell	Elway	Bernstine	Sharpe	
at Raiders	Marshall	Zimmerman	Widell	Kartz	Habib	Freeman	Evans	Russell	Elway	Bernstine	Sharpe	



GAME BY GAME STARTERS Continued

DEFENSE	LE	NT	RE	LOLB	LILB	RILB	ROLB	LCB	RCB	SS	FS	Other
at NY Jets	Dronett	Kragen	D.Williams	Coel	Mckinbng	Wyman	Fletcher	Braxton	Dimry	Smith	Atwater	
vs. San Diego	Dronett	Drozdov	D.Williams	Coel	Mckinbng	Wyman	Fletcher	Braxton	Dimry	Smith	Atwater	
at Kansas City	Dronett	Drozdov	Oshodin	Coel	Mckinbng	Wyman	Fletcher	Braxton	Dimry	Smith	Atwater	
vs. Indianapolis	Dronett	Kragen	Oshodin	Coel	Mckinbng	Wyman	Fletcher	Braxton	Dimry	Smith	Atwater	
at Green Bay	Dronett	Kragen	Oshodin	Coel	Mckinbng	Wyman	Fletcher	Braxton	Dimry	Smith	Atwater	
vs. Raiders	Dronett	Kragen	Oshodin	Coel	Mckinbng	Wyman	Fletcher	Braxton	Dimry	Smith	Atwater	
vs. Seattle	Dronett	Kragen	Oshodin	Coel	Mckinbng	Wyman	Fletcher	Braxton	Dimry	Smith	Atwater	
at Cleveland	Dronett	Kragen	D.Williams	Coel	Mckinbng	Wyman	Fletcher	Braxton	Dimry	Smith	Atwater	
vs. Minnesota	Dronett	Kragen	D.Williams	Coel	Mckinbng	Wyman	Fletcher	Braxton	Dimry	Smith	Atwater	
vs. Pittsburgh	Dronett	Kragen	D.Williams	Coel	Mckinbng	Wyman	Fletcher	Braxton	Dimry	Hall	Atwater	
at Seattle	Dronett	Kragen	D.Williams	Coel	Mckinbng	Wyman	Fletcher	Braxton	Dimry	Hall	Atwater	
at San Diego	Dronett	Kragen	D.Williams	Coel	Mckinbng	Wyman	Fletcher	Braxton	Dimry	Smith	Atwater	
vs. Kansas City	Dronett	Kragen	D.Williams	Coel	Mckinbng	Wyman	Fletcher	Braxton	Dimry	Smith	Atwater	
at Chicago	Dronett	Kragen	D.Williams	Coel	Mckinbng	Wyman	Fletcher	Braxton	Bradford	Smith	Atwater	
vs. Tampa Bay	Dronett	Kragen	D.Williams	Coel	Mckinbng	Wyman	Fletcher	Braxton	Bradford	Smith	Atwater	
at Raiders	Dronett	Kragen	D.Williams	Coel	Mckinbng	Wyman	Fletcher	Braxton	Bradford	Smith	Atwater	

1993 GAME-BY-GAME OFFENSE

	at N.Y.J.	S.D.	at K.C.	IND.	at G.B.	L.A.R.	SEA.	at CLE.	MIN.	PIT.	at SEA.	at S.D.	K.C.	at CHI.	T.B.	at L.A.R.
<b>FIRST DOWNS</b>																
TOTAL	18	17	17	26	26	18	25	21	25	23	19	14	23	15	18	22
RUSHING	7	5	1	10	5	8	8	7	7	6	5	3	9	11	8	5
PASSING	11	11	12	16	17	8	12	12	13	13	12	10	12	4	9	15
PENALTY	0	1	4	0	4	2	5	2	5	4	2	1	2	0	1	2
<b>3RD DOWNS</b>																
ATT	14	13	13	14	18	15	14	13	12	11	18	14	16	13	13	14
CONV.	5	6	4	10	8	6	8	8	4	5	5	4	10	4	4	6
EFF.	36	46	31	71	44	40	57	62	33	45	33	29	63	31	31	43
<b>TOT OFF</b>																
NET YDS	353	342	335	454	388	253	326	392	342	364	307	224	340	234	335	471
AVG/GAME	353.0	342.5	335.0	454.0	388.0	253.0	326.0	392.0	342.0	364.0	307.0	224.0	340.0	234.0	335.0	471.0
PLAYS	63	57	59	89	82	69	89	86	66	81	76	61	70	60	65	67
AVG/PLAY	5.6	6.0	5.7	5.1	4.7	3.7	3.7	4.5	5.2	4.5	4.0	3.7	4.9	3.9	5.1	7.0
<b>RUSHING</b>																
NET YDS	99	58	35	196	55	132	87	159	92	107	101	86	135	129	110	110
AVG/GAME	99.0	78.5	64.0	97.0	88.6	95.8	94.6	102.6	101.4	102.0	101.9	100.1	102.9	104.8	105.1	105.4
ATT	32	22	14	37	19	32	31	42	22	34	35	23	38	33	23	31
AVG/RUSH	3.1	2.6	2.5	5.3	2.9	3.7	2.8	3.8	4.2	3.1	2.9	3.7	3.6	3.9	4.8	3.5
<b>PASSING</b>																
NET YDS	254	284	300	258	333	121	239	233	250	257	206	138	204	105	225	361
AVG/GAME	254.0	284.0	300.0	258.0	333.0	121.0	239.0	233.0	250.0	257.0	206.0	138.0	204.0	105.0	225.0	361.0
SACKS	2	1	0	1	4	7	2	1	4	2	4	5	2	3	1	0
YDS LOST	15	10	0	2	34	67	16	11	40	19	20	34	17	8	0	0
GROSS YDS	269	294	300	260	367	188	255	244	290	266	226	172	221	113	225	361
ATT	29	34	45	31	59	30	36	23	40	25	37	33	30	24	41	36
COMP	20	24	28	21	33	16	23	17	30	18	20	15	20	14	26	25
PCT.	69	72	62	68	56	53	64	74	75	72	54	45	67	58	63	69
INT.	0	1	1	0	1	1	0	1	0	1	1	1	2	0	0	0
<b>PENALTIES</b>																
NUMBER	3	5	14	8	13	8	5	8	10	3	7	6	10	0	5	8
YDS LOST	19	34	75	60	112	55	54	63	77	22	35	29	84	0	34	89
<b>PUNTS</b>																
NO.	3	4	8	1	3	4	3	3	5	3	8	6	3	5	5	4
YARDS	117	197	377	40	120	195	125	103	201	148	379	303	138	198	241	135
AVG.	39.0	49.3	47.1	40.0	40.0	48.8	41.7	34.3	40.2	49.3	47.4	50.5	46.0	39.6	48.2	33.8
NET AVG.	39.0	44.5	40.3	40.0	37.3	33.8	34.0	33.3	35.8	42.7	42.3	31.5	35.7	36.8	38.4	23.8
<b>PUNT RTNS.</b>																
NO.	2	3	1	1	2	3	1	3	4	3	4	2	3	2	5	2
YARDS	35	46	5	6	13	24	13	22	49	41	29	22	21	7	84	8
AVG.	17.5	15.3	5.0	6.0	6.5	8.0	13.0	7.3	12.3	13.7	7.3	11.0	7.0	3.5	16.8	4.0
<b>KICK RTNS.</b>																
NO.	3	1	3	1	5	3	2	4	5	2	0	3	0	2	1	4
YARDS	79	15	50	9	92	39	40	51	148	18	0	30	0	35	20	91
AVG.	26.3	15.0	16.7	9.0	18.4	13.0	20.0	12.8	29.6	9.0	0	10.0	0	17.5	20.0	22.8
<b>MISC. RTNS.</b>																
NO.	0	0	0	0	0	0	0	0	0	1	0	0	0	0	0	0
YARDS	0	0	0	0	0	0	0	0	0	0	0	0	0	0	0	0
AVG.	0	0	0	0	0	0	0	0	0	0	0	0	0	0	0	0
<b>INT. RTNS.</b>																
NO.	0	1	1	0	1	1	1	0	1	0	1	1	2	3	0	0
YARDS	0	12	0	0	19	14	4	0	1	0	19	7	3	25	0	0
AVG.	0	12.0	0	0	19.0	14.0	4.0	0	1.0	0	19.0	7.0	0.7	8.3	0	0
<b>FUMBLES</b>																
NO.	1	1	3	2	2	0	1	3	1	3	2	1	1	1	4	1
LOST	1	1	2	2	1	1	0	1	3	0	1	1	1	0	1	0
<b>SCORING</b>																
TOTAL TDs	2	4	1	5	3	2	4	3	3	4	2	1	3	1	1	3
RUSH	0	2	0	1	0	0	0	1	2	1	0	0	1	0	1	0
PASS	2	2	1	3	1	2	2	3	2	1	1	1	3	0	0	3
RETURNS	0	0	0	0	1	0	0	0	1	0	0	0	0	0	0	0
PATs	2	4	1	5	3	2	4	3	2	4	2	1	3	1	1	3
FGs	4	2	0	0	2	2	0	2	1	3	1	1	2	2	1	3
SAFETY	0	0	0	0	0	0	0	1	0	0	0	0	0	0	0	0
TOTAL PTS	26	34	7	35	27	20	28	29	23	37	17	10	27	13	10	30
TIME OF POS	33:09	26:53	22:33	35:22	29:25	32:44	33:08	37:30	32:54	32:11	31:17	27:46	35:39	32:49	28:57	33:36

# 1993 GAME-BY-GAME DEFENSE

	at N.Y.J.	S.D.	at K.C.	IND.	at G.B.	L.A.R.	SEA.	at CLE.	MIN.	PIT.	at SEA.	at S.D.	K.C.	at CHI.	T.B.	at L.A.R.
<b>FIRST DOWNS</b>																
TOTAL	20	26	21	16	15	12	19	14	18	19	13	20	17	14	13	24
PASSING	16	19	12	7	8	9	9	10	16	13	7	7	4	7	4	6
RUSHING	3	6	9	8	6	2	9	3	1	6	5	10	13	7	9	16
PENALTY	1	1	0	1	1	1	1	1	1	0	1	3	0	0	0	3
<b>3RD DOWNS</b>																
ATT	12	17	15	11	13	13	13	12	14	12	16	16	9	14	18	10
CONV.	2	8	4	3	3	4	5	4	4	5	3	7	3	7	6	3
EFF.	.17	.47	.27	.27	.23	.31	.38	.33	.29	.42	.19	.44	.33	.50	.33	.40
<b>TOT OFF</b>																
NET YDS	422	390	414	271	299	308	287	266	427	349	288	298	311	185	236	398
AVG/GAME	422.0	406.0	408.7	374.3	359.2	350.7	341.6	332.1	341.9	342.6	337.6	334.3	332.5	322.0	316.3	321.4
PLAYS	62	83	70	56	61	50	60	50	65	64	69	68	52	59	68	68
AVG/PLAY	6.8	4.7	5.9	4.8	4.9	6.2	4.8	5.4	6.5	5.5	4.2	4.4	6.0	3.1	3.5	5.9
<b>RUSHING</b>																
NET YDS	71	68	160	111	64	53	103	75	70	101	127	95	77	101	85	94
AVG/GAME	71.0	69.5	99.7	102.5	68.2	87.8	90.0	88.1	86.1	87.6	91.2	91.5	90.4	89.9	88.2	88.6
ATT.	19	24	31	22	29	23	26	14	27	22	26	27	21	26	36	24
AVG/RUSH	3.7	2.8	5.2	5.0	2.2	2.3	4.0	5.4	2.7	4.6	4.9	4.4	3.7	3.2	1.8	3.9
<b>PASSING</b>																
NET YDS	351	322	254	160	235	255	184	191	357	248	161	203	234	101	171	304
AVG/GAME	351.0	336.5	309.0	271.8	264.4	262.8	251.6	244.0	255.0	246.5	242.9	242.2	232.1	228.0	232.8	232.8
SACKS	3	4	3	1	0	2	4	6	1	4	6	2	1	4	2	3
YDS LOST	20	16	19	5	0	9	17	35	9	30	27	18	3	19	5	8
GROSS YDS	371	338	273	165	235	264	201	226	366	278	188	221	237	120	176	310
ATT.	40	55	36	33	32	25	30	30	37	38	37	39	30	29	30	41
COMP.	29	31	21	15	20	15	16	16	19	23	17	22	17	14	14	25
PCT.	.73	.56	.58	.45	.63	.60	.53	.53	.51	.61	.46	.56	.57	.48	.47	.61
INT.	1	1	0	2	3	1	2	0	1	1	1	0	1	3	1	0
<b>PENALTIES</b>																
NUMBER	6	6	11	7	10	13	11	8	13	6	7	9	6	4	2	8
YDS LOST	45	58	105	40	74	110	94	51	92	63	75	75	42	25	10	60
<b>PUNTS</b>																
NO.	2	6	6	4	3	5	3	5	5	3	12	6	4	5	4	4
YARDS	106	243	222	206	130	220	145	167	244	152	559	294	145	208	354	193
AVG.	53.0	40.5	37.0	51.5	43.3	44.0	48.3	33.4	48.8	50.7	46.6	41.5	36.3	41.2	44.3	48.3
NET AVG.	35.5	29.5	36.2	50.0	32.3	35.2	37.3	29.0	39.0	37.0	40.8	34.5	31.0	39.8	31.3	41.3
<b>PUNT RTNS.</b>																
NO.	0	2	4	0	1	4	1	1	3	0	3	4	2	4	2	3
YARDS	0	19	44	0	8	60	3	2	22	0	21	94	11	14	29	20
AVG.	0	9.5	11.0	0	8.6	15.0	3.0	2.1	11.3	0	7.0	23.5	5.5	3.5	14.5	10.0
<b>KICK RTNS.</b>																
NO.	6	3	2	4	6	4	5	6	5	4	5	1	2	4	0	7
YARDS	83	46	44	80	153	68	75	111	73	65	90	16	41	55	0	119
AVG.	13.8	15.3	22.0	20.0	25.5	17.0	15.0	18.5	14.6	16.3	18.0	16.0	20.5	13.8	0	17.0
<b>MISC. RTNS.</b>																
NO.	0	0	0	0	0	0	0	0	1	0	0	0	0	0	0	0
YARDS	0	0	0	0	0	0	0	0	-7	0	0	0	0	0	0	0
AVG.	0	0	0	0	0	0	0	0	-7.0	0	0	0	0	0	0	0
<b>INT. RTNS.</b>																
NO.	1	1	0	2	3	1	2	0	1	1	1	0	1	0	1	0
YARDS	0	68	0	61	29	15	12	0	13	4	0	0	0	0	9	0
AVG.	0	68.0	0	30.5	9.7	15.0	6.0	0	13.0	4.0	0	0	0	0	9.0	0
<b>FUMBLES</b>																
NO.	4	1	1	1	0	2	1	0	2	4	2	0	0	3	3	2
LOST	2	1	1	0	0	1	0	0	2	2	1	0	0	2	0	1
<b>SCORING</b>																
TOTAL TDs	2	2	0	1	3	2	2	2	2	1	1	1	3	0	2	2
RUSH	0	0	0	0	2	0	2	0	0	0	0	1	1	0	0	0
PASS	2	2	0	1	1	2	0	2	2	1	1	0	2	0	2	3
RETURNS	0	0	0	0	0	0	0	0	0	0	0	0	0	0	0	0
PATs	2	2	0	1	3	2	2	2	2	1	1	1	3	0	2	3
FGs	2	1	5	2	3	3	1	0	4	2	0	2	0	1	1	4
SAFETY	0	0	0	0	0	0	0	0	0	0	1	0	0	0	0	0
TOTAL PTS	20	17	15	13	30	23	17	14	26	13	9	13	21	3	17	33
TIME OF POS	26:51	33:07	37:27	24:38	30:35	27:16	26:52	22:30	27:06	27:49	28:43	32:14	24:21	27:11	31:03	33:34

## BRONCOS DEPARTMENTAL LEADERS

Category	Player	AFC Rank	AFC Leader	NFL Rank	NFL Leader
Scoring	Elam-119	4th	Jaeger, LAR-132	7th	Jaeger, LAR-132
Rushing	Bernstine-816	6th	Thomas, Buf-1,315	14th	Smith, Dal-1,486
Passing					
Yards	Elway-4030	1st	Elway, Den-4030	1st	Elway, Den-4030
Rating	Elway-92.8	1st	Elway, Den-92.8	3rd	Young, S.F.-101.5
Receiving					
Number	Sharpe-81	3rd	Langhorne, Cle-85	8th	Sharpe, G.B.-112
Yards	Sharpe-995	5th	Brown, LAR-1180	10th	Rice, S.F.-1503
Punting					
Gross avg.	Rouen-45.0	2nd	Montgomery, Hou-45.6	2nd	Montgomery, Hou-45.6
Net avg.	Rouen-37.1	3rd	Montgomery, Hou-39.1	9th	Horan, NYG-39.9
Interceptions	Braxton, Smith-4	T-7th	Robinson, Sea	T-7th	Robinson, Sea
Kickoff Returns	Delpino-20.9	DNQ	Odomes, Buf-9	DNQ	Odomes, Buf-9
Punt Returns	Milburn-10.6	5th	Ismail, LAR-24.2	T-7th	Brooks, G.B.-26.6
			Metcalfe, Cle-12.9	T-7th	Hughes, N.O.-13.6

# HOW THE BRONCOS RANKED

Category	Broncos Total	AFC Rank	AFC Leader	NFL Rank	NFL Leader
<b>OFFENSE</b>					
Total points	373	1st	Den-373	3rd	S.F.-473
Touchdowns scored	42	1st	Den-42	2nd	S.F.-61
First downs	327	2nd	Hou-330	3rd	S.F.-372
Total yards	5461	3rd	Mia-5812	5th	S.F.-6435
Rushing yards	1693	9th	Sea-2015	18th	NYG-2210
Net passing yards	3768	3rd	Mia-4353	4th	S.F.-4302
Times sacked	39	8th	NYJ-21	T-14th	NYJ-21
Penalties	112	10th	N.E.-64	23rd	N.E.-64
Interceptions thrown	10	T-1st	Den, KC-10	T-3rd	Dal-6
Fumbles lost	18	T-11th	S.D.-5	T-24th	S.D.-5
<b>DEFENSE</b>					
Fewest points allowed	284	5th	Hou-238	10th	NYG-205
Fewest TDs allowed	27	4th	Buf-25	T-7th	T-Chi, NYG-22
First downs allowed	280	4th	NYJ-266	T-12th	Min-259
Total yards allowed	5149	10th	Pit-4531	19th	Min-4406
Rushing yards allowed	1418	4th	Hou-1273	4th	Hou-1273
Net pass yards allowed	3731	13th	Cin-2798	27th	N.O.-2606
Passer sacked	46	3rd	Hou-52	T-4th	Hou-52
Interceptions	18	8th	Hou-26	T-12th	Hou-26
Opponent fumbles recovered	13	9th	Buf-24	T-16th	Buf-24
Giveaway-takeaway ratio	+3		S.D.-+15	T-11th	S.D.-+15

# GAME-BY-GAME-REVIEW GAMES LISTED LAST TO FIRST

## LOS ANGELES RAIDERS 33, DENVER 30

LOS ANGELES, CA., Jan. 2 — The Denver Broncos entered the final game of the season with a specific goal, win to host a playoff game, and things looked very good early. The Broncos moved 55 yards in 12 plays to set up a Jason Elam field goal from 52 yards out, 3-0. Mike Croel forced and recovered a Raider fumble at the Los Angeles 31. Three plays later, John Elway hit Cedric Tillman from 27 yards out, giving Denver a 10-0 lead. Early in the second quarter, Elam made good on a 24-yarder, putting the Broncos up by 13. Los Angeles got on the board on its next drive, going 82 yards in eight plays. Tim Brown caught a Jeff Hostetler four-yard pass to cut the lead to six, 13-7. The Broncos answered when Elway hit Shannon Sharpe from 54 yards out, giving the Broncos a 20-7 lead. The Raiders answered with Jeff Jaeger's first field goal of the game from 43 yards away, 20-10. Robert Delpino then returned the ensuing kickoff 49 yards to the Raider 43. That set up a five-play drive, capped off with Elway's second touchdown to Sharpe. This time from the one-yard line, 27-10. After a short Elam kickoff, the Raiders took over at their own 36 with 24 seconds remaining. That would be enough time to move into Jeff Jaeger's range. Jaeger came on to hit from 50 yards away to end the half, 27-13. The Broncos started the second half like they started the game, with a Jason Elam field goal. This time Elam hit from 27 yards away, 30-13. Hostetler and Brown brought the Raiders within 10-points on their first possession, hooking up for a 24-yard touchdown, 30-20. The Broncos failed to move the ball on their next two possessions, but the Raiders' Jaeger hit from 39 yards out early in the fourth, 30-23. The next score would not come until the last play of regulation. Down by seven, the Raiders started from their 30-yard line and drove 70 yards in 13 plays. Jeff Hostetler hit Alexander Wright from four yards away with no time remaining to take the game into overtime, 30-30. In overtime, the Broncos drove from their 25 to the Raiders' 22, but Jason Elam missed a 40-yard game winning field goal. The Raiders took over and drove 49 yards, setting Jaeger up for the winning field goal from 47 yards away. The kick was good and the Raiders pulled out the victory 33-30.

		FIELD GOALS (made ( ) & missed)						
		J. Elam				J. Jaeger		
		(52)	(24)	(27)	40WL	(43)	(50)	(39) (47)
VISITOR		1	2	3	4	OT	TOTAL	
HOME	Denver Broncos	10	17	3	0		30	
	Los Angeles Raiders	0	13	7	10	3	33	

Team	Otr	Clock Time	SCORING PLAY	SCORE Visitor Home
BRONCO	1	6:45	Elam 52 yd. Field Goal (12-55,6:48)	3 0
BRONCO	1	4:19	Tillman 27 yd. pass from J.Elway (Elam,kick) (3-31,0:55)	10 0
BRONCO	2	12:04	Elam 24 yd. Field Goal (11-64,5:25)	13 0
RAIDER	2	7:42	T.Brown 4 yd. pass from Hostetler (J.Jaeger,kick) (8-82,4:22)	13 7
BRONCO	2	3:59	S.Sharpe 54 yd. pass from J.Elway (Elam,kick) (7-83,3:43)	20 7
RAIDER	2	1:07	J.Jaeger 43 yd. Field Goal (8-53,2:52)	20 10
BRONCO	2	0:26	S.Sharpe 1 yd. pass from J.Elway (Elam,kick) (5-43,0:41)	27 10
RAIDER	2	0:00	J.Jaeger 50 yd. Field Goal (4-32,0:26)	27 13
BRONCO	3	10:31	Elam 27 yd. Field Goal (9-71,4:29)	30 13
RAIDER	3	5:26	T.Brown 24 yd. pass from Hostetler (J.Jaeger,kick) (8-82,5:05)	30 20
RAIDER	4	9:33	J.Jaeger 39 yd. Field Goal (7-31,3:29)	30 23
RAIDER	4	0:00	A.Wright 4 yd. pass from Hostetler (J.Jaeger,kick) (13-70,2:59)	30 30
RAIDER	5	7:50	J.Jaeger 47 yd. Field Goal (8-49,3:43)	30 33

## FINAL INDIVIDUAL STATISTICS

Denver Broncos							Los Angeles Raiders						
RUSHING	ATT	YDS	AVG	LG	TD		RUSHING	ATT	YDS	AVG	LG	TD	
R. Delpino	20	66	3.3	13	0		T. Montgomery	13	44	3.4	15	0	
J. Elway	2	21	10.5	18	0		J. Hostetler	2	26	13.0	19	0	
G. Milburn	6	17	2.8	13	0		R. Jordan	3	12	4.0	8	0	
R. Rivers	3	6	2.0	4	0		N. McCallum	5	6	1.2	4	0	
							S. Smith	1	6	6.0	6	0	
Total	31	110	3.5	18	0		Total	24	94	3.9	19	0	

TKD/							TKD/						
PASSING	ATT	CMP	YDS	YD	TD	LG	PASSING	ATT	CMP	YDS	YD	TD	LG
J. Elway	36	25	361	0/0	3	54	Hostetler	41	25	310	3/6	3	26
Total	36	25	361	0/0	3	54	Total	41	25	310	3/6	3	26



# TAMPA BAY 17, DENVER 10

DENVER, COLO., Dec. 26 - The Broncos suffered a big loss versus the Buccaneers at Mile High in their last home game, killing any division title hopes. Things looked good for the Broncos early in the contest, scoring on their first possession. Reggie Rivers hit pay-dirt from five yards out to give the Broncos the early 7-0 lead. Tampa Bay's Craig Erickson tossed a 19-yard touchdown pass to Dave Moore early in the second, tying the score at seven. Late in the second the Broncos were denied on a fourth down pass attempt at the Tampa Bay 38. The Buccaneers took advantage, driving 32 yards, setting up a 48-yard field goal by Michael Husted with just 37 seconds remaining in the half, 10-7. In the third quarter both the Broncos and the Buccaneers were stopped on their opening drives, but Glyn Milburn tumbled the Buccaneers' punt, and Roger Jones recovered for Tampa Bay. Three plays later, Erickson hit Courtney Hawkins from 14 yards out to put the Buccaneers up 10, 17-7. Tampa Bay punted on its next possession, and Glyn Milburn made amends by returning the punt 54 yards to the Tampa Bay 15. The Broncos couldn't get the ball in the end zone, and had to settle for a Jason Elam 24-yard field goal that cut the lead to seven. That was as close as the Broncos got, as the Buccaneers held on for a 17-10 victory, dropping the Broncos' record to 9-7.

FIELD GOALS (made ( ) & missed)						
M. Husted	(48)	41WR	J. Elam	51WR	(24)	
VISITOR	Tampa Bay Buccaneers	1	2	3	4	OT
HOME	Denver Broncos	0	10	7	0	TOTAL
		7	0	3	0	17

Team	Qtr	Clock Time	SCORING PLAY	SCORE Visitor Home
BRONCO	1	5:25	R. Rivers 5 yd. run (J. Elam, kick) (11-84,6:36)	0 7
BUCCAN	2	14:53	D. Moore 19 yd. pass from C. Erickson (M. Husted, kick) (11-80,5:32)	7 7
BUCCAN	2	0:32	M. Husted 48 yd. Field Goal (6-32,1:12)	10 7
BUCCAN	3	11:58	C. Hawkins 14 yd. pass from C. Erickson (M. Husted, kick) (3-15,0:31)	17 7
BRONCO	3	6:34	J. Elam 24 yd. Field Goal (4-9,1:36)	17 10

## FINAL INDIVIDUAL STATISTICS

Tampa Bay Buccaneers						Denver Broncos					
RUSHING	ATT	YDS	AVG	LG	TD	RUSHING	ATT	YDS	AVG	LG	TD
R. Cobb	25	42	1.7	8	0	R. Delpino	12	38	3.2	13	0
C. Erickson	6	16	2.7	11	0	G. Milburn	4	31	7.8	14	0
V. Workman	5	7	1.4	5	0	R. Rivers	4	27	6.8	14	1
						R. Bernstine	2	10	5.0	7	0
						J. Elway	1	4	4.0	4	0
Total	36	65	1.8	11	0	Total	23	110	4.8	14	1

Tampa Bay Buccaneers						Denver Broncos					
PASSING	ATT	CMP	YDS	TD	LG	PASSING	ATT	CMP	YDS	TD	LG
C. Erickson	30	14	176	2/5	2	J. Elway	41	26	225	1/0	0
Total	30	14	176	2/5	2	Total	41	26	225	1/0	0

Tampa Bay Buccaneers						Denver Broncos					
PASS RECEIVING	NO	YDS	LONGEST	TD		PASS RECEIVING	NO	YDS	LONGEST	TD	
C. Hawkins	8	105	30	1		S. Sharpe	6	65	18	0	
V. Workman	3	22	13	0		C. Tillman	5	42	13	0	
H. Copeland	1	21	21	0		T. Kimbrough	4	40	16	0	
D. Moore	1	19	19	1		R. Delpino	3	15	7	0	
C. Wilson	1	9	9	0		G. Milburn	3	2	5	0	
						A. Marshall	2	49	40	0	
						R. Johnson	2	8	7	0	
						R. Bernstine	1	4	4	0	
Total	14	176	30	2		Total	26	225	40	0	

Tampa Bay Buccaneers						Denver Broncos					
INTERCEPTIONS	NO	YDS	LONGEST	TD		INTERCEPTIONS	NO	YDS	LONGEST	TD	
D. Wyman	1	9	9	0		D. Wyman	1	9	9	0	
Total	0	0	0	0		Total	0	0	0	0	

Tampa Bay Buccaneers						Denver Broncos					
PUNTING	NO	YDS	AVG	TB	IN20	PUNTING	NO	YDS	AVG	TB	IN20
T. Stryzinski	8	354	44.3	1	4	T. Rouen	5	241	48.2	1	0
Total	8	354	44.3	1	4	Total	5	241	48.2	1	0

Tampa Bay Buccaneers						Denver Broncos					
PUNT RETURNS	NO	FC	YDS	LG	TD	PUNT RETURNS	NO	FC	YDS	LG	TD
C. Hawkins	2	1	29	15	0	G. Milburn	5	1	84	54	0
(DOWNED)	1	0	0	0	0	(OUT OF BOUNDS)	1	0	0	0	0
(TOUCHBACK)	1	0	0	0	0	(TOUCHBACK)	1	0	0	0	0
Returns	2		29	15	0	Returns	5		84	54	0

Tampa Bay Buccaneers						Denver Broncos					
KICKOFF RTNS	NO	FC	YDS	LG	TD	KICKOFF RTNS	NO	FC	YDS	LG	TD
(TOUCHBACK)	3	0	0	0	0	R. Delpino	1	0	20	20	0
						(TOUCHBACK)	3	0	0	0	0
Returns	0		0	0	0	Returns	1		20	20	0

PASS RECEIVING						PASS RECEIVING					
NO	YDS	LONGEST	TD			NO	YDS	LONGEST	TD		
S. Sharpe	6	115	54	2		T. Brown	11	173	26	2	
C. Tillman	5	91	30	1		J. Jett	3	48	22	0	
A. Marshall	5	64	23	0		A. Wright	3	18	9	1	
G. Milburn	3	21	12	0		E. Horton	2	36	20	0	
R. Delpino	3	18	11	0		N. Bell	2	16	11	0	
R. Rivers	2	24	17	0		T. Montgomery	2	16	9	0	
K. Taylor	1	28	28	0		N. McCallum	1	3	3	0	
						S. Smith	1	0	0	0	

Total	25	361	54	3		Total	25	310	26	3	
-------	----	-----	----	---	--	-------	----	-----	----	---	--

INTERCEPTIONS						INTERCEPTIONS					
NO	YDS	LONGEST	TD			NO	YDS	LONGEST	TD		
Total	0	0	0	0		Total	0	0	0	0	

PUNTING						PUNTING					
NO	YDS	AVG	TB	IN20	LG	NO	YDS	AVG	TB	IN20	LG
Rouen	3	135	45.0	1	0	J. Gossett	4	193	48.3	1	2
(BLOCKED)	1	0	0.0	0	0						
Total	4	135	33.8	1	0	Total	4	193	48.3	1	2

PUNT RETURNS						PUNT RETURNS					
NO	FC	YDS	LG	TD		NO	FC	YDS	LG	TD	
G. Milburn	2	0	8	9	0	T. Brown	2	0	20	13	0
(DOWNED)	1	0	0	0	0	(TOUCHBACK)	1	0	0	0	0
(TOUCHBACK)	1	0	0	0	0						
Returns	2		8	9	0	Returns	2		20	13	0

KICKOFF RTNS						KICKOFF RTNS					
NO	FC	YDS	LG	TD		NO	FC	YDS	LG	TD	
R. Delpino	4	0	91	49	0	W. Gaulf	5	0	89	23	0
(TOUCHBACK)	2	0	0	0	0	R. Ismail	1	0	22	22	0
						T. Peat	1	0	8	8	0
Returns	4		91	49	0	Returns	7		119	23	0

Denver Broncos FUMBLES											
FUM	OWN-REC	YDS	TD	FORCED	OPP-REC	YDS	TD	OUT-BDS			
M. Croel	0	0	0	0	1	1	0	0	0		
G. Milburn	1	0	0	0	0	0	0	0	0		
C. Tillman	0	1	0	0	0	0	0	0	0		
J. Robinson	0	0	0	0	1	0	0	0	0		
Total	1	1	0	0	2	1	0	0	0		

Los Angeles Raiders FUMBLES											
FUM	OWN-REC	YDS	TD	FORCED	OPP-REC	YDS	TD	OUT-BDS			
R. Jordan	1	0	0	0	0	0	0	0	0		
J. Hostetler	1	0	0	0	0	0	0	0	0		
S. Smith	0	1	0	0	0	0	0	0	0		
Total	2	1	0	0	0	0	0	0	0		

## FINAL TEAM STATISTICS

	VISITOR BRONCO	HOME RAIDER
TOTAL FIRST DOWNS	22	24
By Rushing	5	6
By Passing	15	16
By Penalty	2	2
THIRD DOWN EFFICIENCY	6-14-43%	3-10-30%
FOURTH DOWN EFFICIENCY	0-0-0%	0-0-0%
TOTAL NET YARDS	471	398
Total Offensive Plays (inc. times thrown passing)	67	68
Average gain per offensive play	7.0	5.9
NET YARDS RUSHING	110	94
Total Rushing Plays	31	24
Average gain per rushing play	3.5	3.9
NET YARDS PASSING	361	304
Times thrown - yards lost attempting to pass	0-0	3-6
Gross yards passing	361	310
PASS ATTEMPTS-COMPLETIONS-HAD INTERCEPTED	36-25-0	41-25-0
Average gain per pass play (inc. # thrown passing)	10.0	6.9
KICKOFFS Number-In End Zone-Touchbacks	8-1-0	6-3-2
PUNTS Number and Average	4-33.8	4-48.3
Had Blocked	1	0
FGs - PATs Had Blocked	0-0	0-0
TOTAL RETURN YARDAGE (Not Including Kickoffs)	8	20
No. and Yards Punt Returns	2-8	2-20
No. and Yards Kickoff Returns	4-91	8-132
No. and Yards Interception Returns	0-0	0-0
PENALTIES Number and Yards	8-89	9-60
FUMBLES Number and Lost	1-0	2-1
TOUCHDOWNS	3	3
Rushing	0	0
Passing	3	3
DEFENSIVE/KICKING GAME	0/0	0/0
EXTRA POINTS Made-Attempts	3-3	3-3
FIELD GOALS Made-Attempts	3-4	4-4
SAFETIES	0	0
FINAL SCORE	30	33
TIME OF POSSESSION	33:36	33:34

Tampa Bay Buccaneers										
FUMBLES	FUM	OWN-REC	YDS	TD	FORCED	OPP-REC	YDS	TD	OUT-BDS	
C. Erickson	3	3	-2	0	0	0	0	0	0	0
R. Jones	0	0	0	0	0	1	0	0	0	0
M. Mayhew	0	0	0	0	1	0	0	0	0	0
J. Kling	0	0	0	0	0	1	0	0	0	0
J. Lynch	0	0	0	0	1	0	0	0	0	0
B. Bussey	0	0	0	0	0	1	0	0	0	0
Total	3	3	-2	0	2	3	0	0	0	0

Denver Broncos										
FUMBLES	FUM	OWN-REC	YDS	TD	FORCED	OPP-REC	YDS	TD	OUT-BDS	
S. Fletcher	0	0	0	0	2	0	0	0	0	0
G. Milburn	3	0	0	0	0	0	0	0	1	1
C. Tillman	1	0	0	0	0	0	0	0	0	0
Total	4	0	0	0	2	0	0	0	1	1

## FINAL TEAM STATISTICS

	VISITOR BUCCAN	HOME BRONCO
TOTAL FIRST DOWNS	13	18
By Rushing	4	8
By Passing	9	9
By Penalty	0	1
THIRD DOWN EFFICIENCY	6-18-33%	4-13-31%
FOURTH DOWN EFFICIENCY	1-1-100%	0-2-0%
TOTAL NET YARDS	236	335
Total Offensive Plays (inc. times thrown passing)	68	65
Average gain per offensive play	3.5	5.2
NET YARDS RUSHING	65	110
Total Rushing Plays	36	23
Average gain per rushing play	1.8	4.8
NET YARDS PASSING	171	225
Times thrown - yards lost attempting to pass	2-5	1-0
Gross yards passing	176	225
PASS ATTEMPTS-COMPLETIONS-HAD INTERCEPTED	30-14-1	41-26-0
Average gain per pass play (inc. # thrown passing)	5.3	5.4
KICKOFFS Number-In End Zone-Touchbacks	4-3-3	3-3-3
PUNTS Number and Average	8-44.3	5-48.2
Had Blocked	0	0
FGs - PATs Had Blocked	0-0	0-0
TOTAL RETURN YARDAGE (Not including Kickoffs)	29	93
No. and Yards Punt Returns	2-29	5-84
No. and Yards Kickoff Returns	0-0	1-20
No. and Yards Interception Returns	0-0	1-9
PENALTIES Number and Yards	2-10	5-34
FUMBLES Number and Lost	3-0	4-3
TOUCHDOWNS	2	1
Rushing	0	1
Passing	2	0
DEFENSIVE KICKING GAME	0-0	0-0
EXTRA POINTS Made-Attempts	2-2	1-1
FIELD GOALS Made-Attempts	1-2	1-2
SAFETIES	0	0
FINAL SCORE	17	10
TIME OF POSSESSION	31:03	28:57

## DENVER 13, CHICAGO 3

CHICAGO, IL., Dec. 18 - The conditions were not the best for the high powered Bronco offense versus the Bears in Chicago, but Bronco running back Rod Bernstine shouldered most of the work. The Broncos forced a Chicago punt on the game's opening possession, but Ronnie Bradford touched the ball and Chicago's Ron Cox recovered at the Bronco 29. Kevin Butler eventually hit from 31 yards out to give Chicago an early 3-0 lead. It was the middle of the second quarter before the Broncos got on the board. Jason Elam hit from 29 yards out, after Shane Dronett forced a Tim Worley fumble, to tie the score at 3 apiece. A few possessions later, Mike Croel forced and recovered a Peter Tom Willis fumble that set up the game's only touchdown. After a 15-yard rush by Rod Bernstine, Robert Delpino took it in from one yard out to put the Broncos up 10-3. Elam tacked on a 24-yard field goal on the Broncos' first possession in the third quarter to finish the scoring at 13-3 Broncos. The Bears did threaten in the fourth, but Bronco safeties Dennis Smith and Steve Atwater stopped both Bear drives with interceptions. This was the fourth Bronco road win of the season and pushed their record to 9-5.

FIELD GOALS (made ( ) & missed)										
J. Elam	(29)	(24)	41WR	K. Butler	(31)					
VISITOR	Denver Broncos	1	2	3	4	OT	TOTAL			
HOME	Chicago Bears	3	0	0	0		13			3

Team	Qtr	Clock Time	SCORING PLAY	SCORE
BEARS	1	11:47	K. Butler 31 yd. Field Goal (6-15,2:43)	0 3
BRONCO	2	6:28	J. Elam 29 yd. Field Goal (4-0,1:18)	3 3
BRONCO	2	1:24	R. Delpino 1 yd. run (J. Elam,kick) (2-15,0:11)	10 3
BRONCO	3	7:02	J. Elam 24 yd. Field Goal (14-70,7:58)	13 3

## FINAL INDIVIDUAL STATISTICS

Denver Broncos							Chicago Bears								
RUSHING	ATT	YDS	AVG	LG	TD		RUSHING	ATT	YDS	AVG	LG	TD			
R. Bernstine	20	103	5.2	15	0		T. Worley	20	72	3.6	11	0			
R. Delpino	8	14	1.8	8	1		C. Heyward	3	6	2.0	3	0			
J. Elway	4	8	2.0	11	0		P.T. Willis	2	6	3.0	6	0			
G. Milburn	1	4	4.0	4	0		R. Green	1	0	0.0	0	0			
Total	33	129	3.9	15	1		Total	26	84	3.2	11	0			
TKD/							TKD/								
PASSING	ATT	CMP	YDS	YD	TD	LG	IN	PASSING	ATT	CMP	YDS	YD	TD	LG	IN
J. Elway	24	14	113	3/8	0	15	0	P.T. Willis	29	14	120	4/19	0	16	0
Total	24	14	113	3/8	0	15	0	Total	29	14	120	4/19	0	16	0
PASS RECEIVING							PASS RECEIVING								
NO	YDS	LONGEST	TD				NO	YDS	LONGEST	TD					
A. Marshall	4	24	9	0			B. Christian	4	40	16	0				
C. Tillman	3	27	14	0			T. Obee	2	24	14	0				
S. Sharpe	2	20	13	0			C. Heyward	2	15	11	0				
T. Kimbrough	2	17	15	0			T. Worley	2	10	7	0				
R. Johnson	1	13	13	0			T. Waddle	2	9	5	0				
R. Bernstine	1	6	6	0			R. Wetnight	1	13	13	0				
G. Milburn	1	6	6	0			C. Conway	1	9	9	0				
Total	14	113	15	0			Total	14	120	16	0				
INTERCEPTIONS							INTERCEPTIONS								
NO	YDS	LONGEST	TD				NO	YDS	LONGEST	TD					
S. Atwater	1	13	13	0											
S. Dronett	1	6	6	0											
D. Smith	1	6	6	0											
Total	3	25	13	0			Total	0	0	0	0				
PUNTING							PUNTING								
NO	YDS	AVG	TB	IN20	LG		NO	YDS	AVG	TB	IN20	LG			
T. Rouen	5	198	39.6	0	2	49	C. Gardocki	5	206	41.2	0	2	58		
Total	5	198	39.6	0	2	49	Total	5	206	41.2	0	2	58		
PUNT RETURNS							PUNT RETURNS								
NO	FC	YDS	LG	TD			NO	FC	YDS	LG	TD				
G. Milburn	1	0	7	7	0		T. Obee	4	1	14	10	0			
R. Bradford	1	0	0	0	0										
(DOWNED)	3	0	0	0	0										
Returns	2		7	7	0		Returns	4		14	10	0			
KICKOFF RTNS							KICKOFF RTNS								
NO	FC	YDS	LG	TD			NO	FC	YDS	LG	TD				
R. Delpino	2	0	35	21	0		C. Conway	2	0	34	18	0			
Returns	2		35	21	0		R. Green	2	0	21	13	0			
							Returns	4		55	18	0			

Denver Broncos										
FUMBLES	FUM	OWN-REC	YDS	TD	FORCED	OPP-REC	YDS	TD	OUT-BDS	
R. Bradford	1	0	0	0	0	0	0	0	0	0
S. Dronett	0	0	0	0	1	0	0	0	0	0
D. Wyman	0	0	0	0	0	1	0	0	0	0
M. Croel	0	0	0	0	1	1	0	0	0	0
Total	1	0	0	0	2	2	0	0	0	0

Chicago Bears										
FUMBLES	FUM	OWN-REC	YDS	TD	FORCED	OPP-REC	YDS	TD	OUT-BDS	
R. Cox	0	0	0	0	0	1	0	0	0	0
P.T. Willis	2	1	0	0	0	0	0	0	0	0
T. Worley	1	0	0	0	0	0	0	0	0	0
Total	3	1	0	0	0	1	0	0	0	0

## FINAL TEAM STATISTICS

	VISITOR BRONCO	HOME BEARS
TOTAL FIRST DOWNS	15	14
By Rushing	11	7
By Passing	4	7
By Penalty	0	0
THIRD DOWN EFFICIENCY	4-13-31%	7-14-50%
FOURTH DOWN EFFICIENCY	0-0-0%	1-1-100%
TOTAL NET YARDS	234	185
Total Offensive Plays (inc. times thrown passing)	60	59
Average gain per offensive play	3.9	3.1

	VISITOR BRONCO	HOME BEARS
NET YARDS RUSHING	129	84
Total Rushing Plays	33	26
Average gain per rushing play	3.9	3.2
NET YARDS PASSING	105	101
Times thrown - yards lost attempting to pass	3-8	4-19
Gross yards passing	113	120
PASS ATTEMPTS-COMPLETIONS-HAD INTERCEPTED	24-14-0	29-14-3
Average gain per pass play (inc. # thrown passing)	3.9	3.1
KICKOFFS Number-In End Zone-Touchbacks	4-0-0	2-0-0
PUNTS Number and Average	5-39.6	5-41.2
Had Blocked	0	0
FGs - PATs Had Blocked	0-0	0-0
TOTAL RETURN YARDAGE (Not including Kickoffs)	32	14
No. and Yards Punt Returns	2-7	4-14
No. and Yards Kickoff Returns	2-35	4-55
No. and Yards Interception Returns	3-25	0-0
PENALTIES Number and Yards	0-0	4-25
FUMBLES Number and Lost	1-1	3-2
TOUCHDOWNS	1	0
Rushing	1	0
Passing	0	0
DEFENSIVE/KICKING GAME	0-0	0-0
EXTRA POINTS Made-Attempts	1-1	0-0
FIELD GOALS Made-Attempts	2-3	1-1
SAFETIES	0	0
FINAL SCORE	13	3
TIME OF POSSESSION	32:49	27:11

## DENVER 27, KANSAS CITY 21

DENVER, COLO., Dec. 12 - The Denver Broncos and Kansas City Chiefs played a Monday night game early in the 1993 season that saw five field goals and one touchdown account for all the scoring, but the two teams were determined not to make this one a defensive struggle. Kansas City jumped out to an early 7-0 lead, when Joe Montana orchestrated a 9-play, 65-yard drive that was capped off with an 11-yard TD pass from Montana to Johnathan Hayes. The Broncos were forced to punt on their next possession, but rookie cornerback Ronnie Bradford picked off a Montana pass that set up a 36-yard field goal by Jason Elam, 7-3. Kansas City marched 80 yards in the second quarter to take a 14-3 lead after a Marcus Allen four-yard TD run. The Broncos answered with their first touchdown of the game just before half-time, after Nick Lowery missed from 44 yards out. The Broncos took over at their 26, taking 11 plays to go the 74 yards with Elway hitting Shannon Sharpe from nine yards out to pull within four, 14-10. In the second half, the Broncos wasted no time in taking the lead, driving 80 yards in 12 plays on their first possession. Shannon Sharpe caught his second TD of the game from 14 yards out, 17-14. Albert Lewis picked off John Elway on the Broncos' next possession, which set the Chiefs up at the Bronco 25. Two plays later, Montana hit Willie Davis from 29 yards out to take a 21-17 lead. In the fourth Reggie Rivers got through to block a Bryan Barker punt, which set up the third Elway to Sharpe touchdown, this time from six yards away, 24-21. Jason Elam later tacked on a 53-yard field goal to put the game out of reach, and when the final gun sounded John Elway had his first fourth quarter comeback of the season and the Broncos had a 27-21 victory.

FIELD GOALS (made ( ) & missed)						
N. Lowery	44WL	J. Elam	(36) (53)			
		1	2	3	4	OT
VISITOR	Kansas City Chiefs	7	7	7	0	21
HOME	Denver Broncos	3	7	7	10	27

Team	Qtr	Clock Time	SCORING PLAY	Score Visitor	Home
CHIEFS	1	10:04	J. Hayes 11 yd. pass from J. Montana (N. Lowery kick) (9-65, 4:56)	7	0
BRONCO	1	2:51	J. Elam 36 yd. Field Goal (8-43, 4:06)	7	3
CHIEFS	2	7:24	M. Allen 4 yd. run (N. Lowery kick) (10-80, 5:17)	14	3
BRONCO	2	0:22	S. Sharpe 9 yd. pass from J. Elway (J. Elam kick) (11-74, 4:57)	14	10
BRONCO	3	9:04	S. Sharpe 14 yd. pass from J. Elway (J. Elam kick) (12-80, 5:56)	14	17
CHIEFS	3	2:59	W. Davis 29 yd. pass from J. Montana (N. Lowery kick) (2-25, 1:06)	21	17
BRONCO	4	10:34	S. Sharpe 6 yd. pass from J. Elway (J. Elam kick) (3-11, 1:24)	21	24
BRONCO	4	2:26	J. Elam 53 yd. Field Goal (11-48, 5:02)	21	27

## FINAL INDIVIDUAL STATISTICS

Kansas City Chiefs						Denver Broncos								
RUSHING	ATT	YDS	AVG	LG	TD	RUSHING	ATT	YDS	AVG	LG	TD			
M. Allen	14	41	2.9	12	1	R. Bernstine	23	90	3.9	13	0			
K. Anders	3	21	7.0	18	0	R. Delpino	8	35	4.4	16	0			
J. Montana	4	15	3.8	9	0	G. Milburn	3	10	3.3	6	0			
						J. Elway	4	1	0.3	2	0			
Total	21	77	3.7	18	1	Total	38	136	3.6	16	0			
TKD/						TKD/								
PASSING	ATT	CMP	YDS	YD	TD	LG	PASSING	ATT	CMP	YDS	YD	TD	LG	IN
J. Montana	30	17	237	1/3	2	29	J. Elway	30	20	221	2/17	3	41	2
Total	30	17	237	1/3	2	29	Total	30	20	221	2/17	3	41	2
PASS RECEIVING						PASS RECEIVING								
	NO	YDS	LONGEST	TD			NO	YDS	LONGEST	TD				
J. Birden	5	95	28	0		S. Sharpe	10	65	14	3				
W. Davis	4	63	29	1		A. Marshall	4	48	17	0				
K. Anders	3	17	9	0		R. Johnson	2	34	18	0				
J. Hayes	2	26	15	1		R. Bernstine	1	41	41	0				
T. Barnett	1	24	24	0		C. Tillman	1	21	21	0				
T. McNair	1	12	12	0		R. Delpino	1	6	6	0				
M. Allen	1	0	0	0		T. Kimbrough	1	6	6	0				
Total	17	237	29	2		Total	20	221	41	3				
INTERCEPTIONS						INTERCEPTIONS								
	NO	YDS	LONGEST	TD			NO	YDS	LONGEST	TD				
A. Lewis	1	2	2	0		R. Bradford	1	0	0	0				
C. Mincy	1	1	1	0										
Total	2	3	2	0		Total	1	0	0	0				
PUNTING						PUNTING								
	NO	YDS	AVG	TB	IN20	LG		NO	YDS	AVG	TB	IN20	LG	
B. Barker	3	145	48.3	0	1	51	T. Rouen	3	138	46.0	1	1	58	
(BLOCKED)	1	0	0.0	0	0	0								
Total	4	145	36.3	0	1	51	Total	3	138	46.0	1	1	58	
PUNT RETURNS						PUNT RETURNS								
	NO	FC	YDS	LG	TD			NO	FC	YDS	LG	TD		
D. Carter	1	0	8	8	0		G. Milburn	3	0	21	9	0		
J. Birden	1	0	3	3	0									
(TOUCHBACK)	1	0	0	0	0		Returns	3		21	9	0		
Returns	2		11	8	0		KICKOFF RTNS <th>NO</th> <th>FC</th> <th>YDS</th> <th>LG</th> <th>TD</th> <th></th>	NO	FC	YDS	LG	TD		
KICKOFF RTNS	NO	FC	YDS	LG	TD		(TOUCHBACK)	4	0	0	0	0		
H. Williams	2	0	41	26	0		Returns	0		0	0	0		
(TOUCHBACK)	4	0	0	0	0									
Returns	2		41	26	0									
Kansas City Chiefs						Denver Broncos								
FUMBLES	FUM	OWN-REC	YDS	TD			FORBIDDEN	OPP-REC	YDS	TD	OUT-BDS			
N. Smith	0	0	0	0	0		1	0	0	0	0			
Total	0	0	0	0	0		1	0	0	0	0			
Denver Broncos						Denver Broncos								
FUMBLES	FUM	OWN-REC	YDS	TD			FORBIDDEN	OPP-REC	YDS	TD	OUT-BDS			
J. Elway	1	1	0	0	0		0	0	0	0	0			
Total	1	1	0	0	0		0	0	0	0	0			

Kansas City Chiefs							Denver Broncos						
FUMBLES	FUM	OWN-REC	YDS	TD	FORCED	OPP-REC	FUMBLES	FUM	OWN-REC	YDS	TD	FORCED	OPP-REC
N. Smith	0	0	0	0	1	0	J. Elway	1	1	0	0	0	0
Total	0	0	0	0	1	0	Total	1	1	0	0	0	0

## FINAL TEAM STATISTICS

	VISITOR CHIEFS	HOME BRONCO
TOTAL FIRST DOWNS	17	23
By Rushing	4	9
By Passing	13	12
By Penalty	0	2
THIRD DOWN EFFICIENCY	3-9-33%	10-16-63%
FOURTH DOWN EFFICIENCY	0-1-0%	0-0-0%
TOTAL NET YARDS	311	340
Total Offensive Plays (inc. times thrown passing)	52	70
Average gain per offensive play	6.0	4.9
NET YARDS RUSHING	77	136
Total Rushing Plays	21	38
Average gain per rushing play	3.7	3.6
NET YARDS PASSING	234	204
Times thrown - yards lost attempting to pass	1-3	2-17
Gross yards passing	237	221
PASS ATTEMPTS-COMPLETIONS-HAD INTERCEPTED	30-17-1	30-20-2
Average gain per pass play (inc. # thrown passing)	7.5	6.4
KICKOFFS Number-In End Zone-Touchbacks	4-4-4	6-5-4
PUNTS Number and Average	4-36.3	3-46
Had Blocked	1	0
FGs - PATs Had Blocked	0-0	0-0
TOTAL RETURN YARDAGE (Not including Kickoffs)	14	21
No. and Yards Punt Returns	2-11	3-21
No. and Yards Kickoff Returns	2-41	0-0
No. and Yards Interception Returns	2-3	1-0



PENALTIES Number and Yards  
FUMBLES Number and Lost  
TOUCHDOWNS  
Rushing  
Passing  
DEFENSIVE/KICKING GAME  
EXTRA POINTS Made-Attempts  
FIELD GOALS Made-Attempts  
SAFETIES  
FINAL SCORE  
TIME OF POSSESSION

VISITOR CHIEFS	HOME BRONCO
6-42	10-64
0-0	1-0
3	3
1	0
2	3
0/0	0/0
3-3	3-3
0-1	2-2
21	0
24:21	35:39

## SAN DIEGO 13, DENVER 10

SAN DIEGO, CA., Dec. 5 — The Broncos entered the Charger game with a 7-4 record and a two-game winning streak on the line. Things looked very good early after the Broncos took their opening drive and went 86 yards to set up a 30-yard Jason Elam field goal to take an early 3-0 lead. In the second the Broncos added a little razzle-dazzle to the game, when back-up quarterback Tommy Maddox tossed a one-yard touchdown pass to linebacker Dave Wyman on a fake field goal. That put the Broncos ahead 10-0 at the half. In the second half the Chargers began to chip away at the Bronco lead. John Carney hit a 27-yard field goal after Darren Carrington picked off a John Elway pass on the Broncos' first possession of the second half, 10-3. Natrone Means capped off an 11-play drive early in the fourth on a one-yard run to tie the score at 10. The Broncos drove to the Charger 24 on their next possession, but Jason Elam missed a 42-yard field goal that would have put the Broncos ahead by three. On the Chargers' last drive of the game, Stan Humphries led his team 80 yards in 12 plays to set up a 34-yard field goal by John Carney to finish the scoring. The final score read, 13-10 Chargers.

### FIELD GOALS (made ( ) & missed)

J. Elam	(30) 42WR	J. Carney	56WR 47WL (27) (34)
	1	2	3
VISITOR	Denver Broncos	3	7
HOME	San Diego Chargers	0	0
		3	10

Team	Qtr	Clock Time	SCORING PLAY	SCORE Visitor Home
BRONCO	1	8:32	J. Elam 30 yd. Field Goal (14-86, 5:39)	3 0
BRONCO	2	1:49	D. Wyman 1 yd. pass from T. Maddox (J. Elam, kick) (9-71, 4:24)	10 0
CHARGER	3	10:03	J. Carney 27 yd. Field Goal (9-29, 4:36)	10 3
CHARGER	4	11:32	N. Means 1 yd. run (J. Carney, kick) (11-55, 4:43)	10 10
CHARGER	4	0:03	J. Carney 34 yd. Field Goal (12-80, 2:51)	10 13

## FINAL INDIVIDUAL STATISTICS

Denver Broncos						San Diego Chargers					
RUSHING	ATT	YDS	AVG	LG	TD	RUSHING	ATT	YDS	AVG	LG	TD
R. Bernstine	15	52	3.5	8	0	M. Butts	11	58	5.3	12	
R. Delpino	7	24	3.4	7	0	N. Means	10	22	2.2	8	
J. Elway	1	10	10.0	10	0	R. Harmon	3	13	4.3	5	
						S. Jefferson	1	5	5.0	5	
						E. Bieniemy	1	-3	-3.0	-3	
						S. Humphries	1	0	0.0	0	
Total	23	86	3.7	10	0	Total	27	95	3.5	12	

TKD/ PASSING						TKD/ PASSING					
ATT	CMP	YDS	YD	TD	LG	ATT	CMP	YDS	YD	TD	LG
J. Elway	32	14	171	5/34	0	23	1				
T. Maddox	1	1	1	0/0	1	1	0				
Total	33	15	172	5/34	1	23	1				

PASS RECEIVING						PASS RECEIVING					
NO	YDS	LONGEST	TD			NO	YDS	LONGEST	TD		
R. Bernstine	4	41	21	0		N. Lewis	5	60	16		
A. Marshall	3	44	19	0		S. Jefferson	4	46	14		
D. Russell	3	29	17	0		J. Barnes	3	30	14		
S. Sharpe	2	34	23	0		R. Harmon	3	26	11		
R. Delpino	2	23	20	0		N. Means	2	15	11		
D. Wyman	1	1	1	1		A. Miller	2	13	7		
						A. Pupunu	1	20	20		
						D. Walker	1	11	11		
Total	15	172	23	1		Total	22	221	20		

INTERCEPTIONS						INTERCEPTIONS					
NO	YDS	LONGEST	TD			NO	YDS	LONGEST	TD		
	0	0	0	0		D. Carrington	1	7	7		
Total	0	0	0	0		Total	1	7	7		

PUNTING							PUNTING						
Total	NO	YDS	AVG	TB	IN20	LG	Total	NO	YDS	AVG	TB	IN20	LG
PUNTING	NO	YDS	AVG	TB	IN20	LG	PUNTING	NO	YDS	AVG	TB	IN20	LG
T. Rouen	6	303	50.5	1	1	54	J. Kidd	6	249	41.5	1	2	
Total	6	303	50.5	1	1	54	Total	6	249	41.5	1	2	

PUNT RETURNS						PUNT RETURNS					
NO	FC	YDS	LG	TD		NO	FC	YDS	LG	TD	
G. Milburn	2	1	22	11	0	D. Gordon	4	0	94	37	
(DOWNED)	1	0	0	0	0	(DOWNED)	1	0	0	0	
(OUT OF BOUNDS)	1	0	0	0	0	(TOUCHBACK)	1	0	0	0	
(TOUCHBACK)	1	0	0	0	0	Returns	4		94	37	
Returns	2		22	11	0	KICKOFF RTNS	NO	FC	YDS	LG	TD
KICKOFF RTNS	NO	FC	YDS	LG	TD	N. Lewis	1	0	16	16	
G. Milburn	1	0	17	18	0	(OUT OF BOUNDS)	1	0	0	0	
D. Russell	1	0	13	13	0	(TOUCHBACK)	1	0	0	0	
S. Sharpe	1	0	0	0	0	Returns	1		16	16	
(TOUCHBACK)	1	0	0	0	0						
Returns	3		30	18	0						

Denver Broncos FUMBLES						FUMBLES					
FUM	OWN-REC	YDS	TD	FORCED	OPP-REC	YDS	TD	OUT-BDS			
J. Elway	2	0	0	0	0	0	0	0	0	0	
G. Zimmerman	0	1	0	0	0	0	0	0	0	0	
Total	2	1	0	0	0	0	0	0	0	0	

San Diego Chargers FUMBLES						FUMBLES					
FUM	OWN-REC	YDS	TD	FORCED	OPP-REC	YDS	TD	OUT-BDS			
C. Mims	0	0	0	0	1	0	0	0	0	0	
L. O'Neal	0	0	0	0	1	0	0	0	0	0	
B. Winter	0	0	0	0	0	1	0	0	0	0	
Total	0	0	0	0	2	1	0	0	0	0	

## FINAL TEAM STATISTICS

		VISITOR BRONCO	HOME CHARGER
TOTAL FIRST DOWNS		14	20
By Rushing		3	7
By Passing		10	10
By Penalty		1	3
THIRD DOWN EFFICIENCY		4-14-29%	7-16-44%
FOURTH DOWN EFFICIENCY		1-2-50%	0-0-0%
TOTAL NET YARDS		224	298
Total Offensive Plays (inc. times thrown passing)		61	68
Average gain per offensive play		3.7	4.4
NET YARDS RUSHING		86	95
Total Rushing Plays		23	27
Average gain per rushing play		3.7	3.5
NET YARDS PASSING		138	203
Times thrown — yards lost attempting to pass		5-34	2-18
Gross yards passing		172	221
PASS ATTEMPTS-COMPLETIONS-HAD INTERCEPTED		33-15-1	39-22-0
Average gain per pass play (inc. # thrown passing)		3.6	5.0
KICKOFFS Number-In End Zone-Touchbacks		3-2-1	4-1-1
PUNTS Number and Average		6-50.5	6-41.5
Had Blocked		0	0
FGs — PATs Had Blocked		0-0	0-0
TOTAL RETURN YARDAGE (Not Including Kickoffs)		22	101
No. and Yards Punt Returns		2-22	4-94
No. and Yards Kickoff Returns		3-30	1-16
No. and Yards Interception Returns		0-0	1-7
PENALTIES Number and Yards		6-29	9-75
FUMBLES Number and Lost		2-1	0-0
TOUCHDOWNS		1	1
Rushing		0	1
Passing		1	0
DEFENSIVE/KICKING GAME		0/0	0/0
EXTRA POINTS Made-Attempts		1-1	1-1
FIELD GOALS Made-Attempts		1-2	2-4
SAFETIES		0	0
FINAL SCORE		10	13
TIME OF POSSESSION		27:46	32:14

## DENVER 17, SEATTLE 9

SEATTLE, WA., Nov. 28 — The Denver Broncos traveled to the Kingdom to take on the Seahawks in a critical AFC West matchup. The Broncos hadn't beaten the Seahawks in Seattle since 1989. After a scoreless first quarter that saw five punts and a Eugene Robinson interception of John Elway, the Broncos broke the drought on an acrobatic 50-yard touchdown pass from Elway to Shannon Sharpe. That would be all the first half scoring as the Broncos took a 7-0 lead into intermission. On the Broncos' first possession of the second half, Rod Stephens sacked John Elway for a safety, 7-2. Jason Elam hit a 25-yard field goal late in the third to put the Broncos up 10-2. Rick Mirer tossed his first touchdown in the fourth, when he hit Kelvin Martin from 10 yards out cutting the lead to one, 10-9. The Broncos regrouped and drove 80 yards in eight plays with Rod Bernstine taking the ball in from two yards out for the score. The Broncos broke a three year drought in Seattle by winning 17-9.

FIELD GOALS (made ( ) & missed)									
J. Elam	(25)	4	O	W	L				
VISITOR	Denver Broncos	1	2	3	4	OT	TOTAL		
HOME	Seattle Seahawks	0	0	2	7		9		
Team	Qtr	Clock	SCORING PLAY				Score		
		Time					Visitor	Home	
BRONCO	2	14:54	S. Sharpe 50 yd. pass from J. Elway (J. Elam,kick) (8-75,3:32)				7	0	
SEAHAWK	3	12:12	J. Elway sacked by R. Stephens for a SAFETY				7	2	
BRONCO	3	0:49	J. Elam 25 yd. Field Goal (10-59,3:22)				10	2	
SEAHAWK	4	7:55	K. Martin 10 yd. pass from R. Mirer (J. Kasay,kick) (9-78,2:22)				10	9	
BRONCO	4	4:06	R. Bernstine 2 yd. run (J. Elam,kick) (8-80,3:49)				17	9	

## FINAL INDIVIDUAL STATISTICS

Denver Broncos						
RUSHING	ATT	YDS	AVG	LG	TD	
R. Bernstine	17	47	2.8	7	1	
R. Delpino	12	47	3.9	15	0	
J. Elway	5	5	1.0	8	0	
G. Milburn	1	2	2.0	2	0	
Total	35	101	2.9	15	1	
TKD/						
PASSING	ATT	CMP	YDS	YD	TD	LG IN
J. Elway	37	20	226	4/20	1	50 1
Total	37	20	226	4/20	1	50 1
PASS						
RECEIVING	NO	YDS	LONGEST	TD		
D. Russell	6	68	16	0		
R. Delpino	4	37	17	0		
R. Bernstine	4	32	18	0		
S. Sharpe	3	72	50	1		
V. Johnson	1	11	11	0		
A. Marshall	1	3	3	0		
G. Milburn	1	3	3	0		
Total	20	226	50	1		
INTERCEPTIONS	NO	YDS	LONGEST	TD		
D. Hall	1	0	0	0		
Total	1	0	0	0		
PUNTING	NO	YDS	AVG	TB	IN20	LG
T. Rouen	8	379	47.4	1	2	80
Total	8	379	47.4	1	2	80
PUNT RETURNS	NO	FC	YDS	LG	TD	
G. Milburn	4	4	29	17	0	
(DOWNED)	2	0	0	0	0	
(TOUCHBACK)	2	0	0	0	0	
Returns	4		29	17	0	
KICKOFF RTNS	NO	FC	YDS	LG	TD	
(OUT OF BOUNDS)	1	0	0	0	0	
(TOUCHBACK)	1	0	0	0	0	
Returns	0		0	0	0	

Seattle Seahawks						
RUSHING	ATT	YDS	AVG	LG	TD	
C. Warren	19	95	5.0	18	0	
R. Mirer	3	18	6.0	12	0	
J.L. Williams	4	14	3.5	5	0	
Total	26	127	4.9	18		
TKD/						
PASSING	ATT	CMP	YDS	YD	TD	LG IN
R. Mirer	37	17	188	6/27	1	42 1
Total	37	17	188	6/27	1	42 1
PASS						
RECEIVING	NO	YDS	LONGEST	TD		
J.L. Williams	4	34	12	0		
K. Martin	3	73	42	1		
B. Blades	3	35	15	0		
F. Edmunds	2	24	13	0		
P. Green	2	8	5	0		
D. Thomas	1	6	6	0		
T. Johnson	1	5	5	0		
C. Warren	1	3	3	0		
Total	17	188	42	1		
INTERCEPTIONS	NO	YDS	LONGEST	TD		
E. Robinson	1	19	19	0		
Total	1	19	19	0		
PUNTING	NO	YDS	AVG	TB	IN20	LG
R. Tuten	12	559	46.6	2	4	61
Total	12	559	46.6	2	4	61
PUNT RETURNS	NO	FC	YDS	LG	TD	
K. Martin	3	2	21	13	0	
(DOWNED)	2	0	0	0	0	
(TOUCHBACK)	1	0	0	0	0	
Returns	3		21	13	0	
KICKOFF RTNS	NO	FC	YDS	LG	TD	
J. Vaughn	2	0	43	22	0	
M. Bates	2	0	37	20	0	
K. Martin	1	0	10	10	0	
Returns	5		90	22		

Denver Broncos									
FUMBLES	FUM	OWN-REC	YDS	TD	FORCED	OPP-REC	YDS	TD	OUT-BDS
J. Elway	2	2	0	0	0	0	0	0	0
R. Bernstine	1	0	0	0	0	0	0	0	0
S. Atwater	0	0	0	0	1	0	0	0	0
D. Wyman	0	0	0	0	0	1	2	0	0
Total	3	2	0	0	1	1	2	0	0

Seattle Seahawks									
FUMBLES	FUM	OWN-REC	YDS	TD	FORCED	OPP-REC	YDS	TD	OUT-BDS
R. Donaldson	1	0	-7	0	0	0	0	0	0
R. Mirer	0	1	0	0	0	0	0	0	0
T. Wooder	0	0	0	0	1	0	0	0	0
D. Harper	0	0	0	0	0	1	0	0	0
R. Stephens	0	0	0	0	1	0	0	0	0
C. Warren	1	0	0	0	0	0	0	0	0
Total	2	1	-7	0	2	1	0	0	0

## FINAL TEAM STATISTICS

		VISITOR BRONCO	HOME SEAHAWK
TOTAL FIRST DOWNS		19	13
By Rushing		5	5
By Passing		12	7
By Penalty		2	1

## THIRD DOWN EFFICIENCY FOURTH DOWN EFFICIENCY

		VISITOR BRONCO	HOME SEAHAWK
		6-18-33%	3-16-19%
		0-0-0%	0-1-0%
TOTAL NET YARDS		307	288
Total Offensive Plays (inc. times thrown passing)		76	69
Average gain per offensive play		4.0	4.2
NET YARDS RUSHING		101	127
Total Rushing Plays		35	26
Average gain per rushing play		2.9	4.9
NET YARDS PASSING		206	161
Times thrown - yards lost attempting to pass		4-20	6-27
Gross yards passing		226	188
PASS ATTEMPTS-COMPLETIONS-HAD INTERCEPTED		37-20-1	37-17-1
Average gain per pass play (inc. # thrown passing)		5.0	3.7
KICKOFFS Number-In End Zone-Touchbacks		5-0-0	2-1-1
PUNTS Number and Average		8-47.4	12-46.6
Had Blocked		0	0
FGs - PATs Had Blocked		0-0	0-0
TOTAL RETURN YARDAGE (Not Including Kickoffs)		29	40
No. and Yards Punt Returns		4-29	3-21
No. and Yards Kickoff Returns		0-0	5-90
No. and Yards Interception Returns		1-0	1-19
PENALTIES Number and Yards		7-35	7-75
FUMBLES Number and Lost		3-1	2-1
TOUCHDOWNS		2	1
Rushing		1	0
Passing		1	1
DEFENSIVE/KICKING GAME		0/0	0/0
EXTRA POINTS Made-Attempts		2-2	1-1
FIELD GOALS Made-Attempts		1-2	0-0
SAFETIES		0	1
FINAL SCORE		17	9
TIME OF POSSESSION		31:17	28:43

## DENVER 37, PITTSBURGH 13

DENVER, COLO., Nov. 21 — The Denver Broncos got back on the winning track in a big way versus the Pittsburgh Steelers at Mile High Stadium. Denver jumped out to a 20-point lead, and unlike in previous weeks, the Broncos never looked back. Jason Elam got the Broncos on the board first with a 48-yard field goal on their opening possession. Tyrone Braxton recovered a Leroy Thompson fumble on Pittsburgh's first possession, which set up the Broncos' first touchdown scoring drive of the game. Robert Delpino capped the drive by going in from one yard out, 10-0. In the second quarter John Elway hooked up with Shannon Sharpe on a 63-yard pass play, which Sharpe fumbled into the end zone. Derek Russell picked up the loose ball to give the Broncos the score, and a 17-0 lead. Just before the end of the first half, Elam tacked on a 27-yard field goal to give the Broncos a 20-0 lead at the half. The Steelers scored first in the second half, when Gary Anderson hit from 37 yards away, cutting the score to 20-3. The Broncos drove 65 yards in seven plays, capping the drive with another Delpino one-yard touchdown, 27-3. Darryl Hall forced a Rod Woodson fumble on the ensuing kickoff, and Reggie Rivers recovered. The Broncos capitalized on the Steeler miscue, when John Elway hit Vance Johnson from 13 yards out, giving the Broncos a commanding 34-3 lead. Anderson hit a 38-yard field goal in the third, and Elam hit a 28-yarder in the fourth, after a Le-Lo Lang interception of Neil O'Donnell, 37-6. Mike Tomczak came on in relief of O'Donnell for the last Steeler drive, and tossed a 39-yard touchdown to Yancy Thigpen to finish the score, 37-13.

FIELD GOALS (made ( ) & missed)									
G. Anderson	(37)	(38)	J. Elam				(48)	(27)	(28)
VISITOR	Pittsburgh Steelers	1	2	3	4	OT	TOTAL		
HOME	Denver Broncos	0	0	6	7		13		
Team	Qtr	Clock	SCORING PLAY				Score		
		Time					Visitor	Home	
BRONCO	1	9:46	J. Elam 48 yd. Field Goal (10-50,5:14)				0	3	
BRONCO	1	0:11	R. Delpino 1 yd. run (J. Elam,kick) (9-95,4:14)				0	10	
BRONCO	2	5:56	D. Russell 0 yd. run (J. Elam,kick) (5-79,3:03)						
			(Recovered Sharpe's fumble in end zone)				0	17	
BRONCO	2	0:09	J. Elam 27 yd. Field Goal (8-46,3:07)				0	20	
STEELER	3	12:02	G. Anderson 37 yd. Field Goal (8-61,2:58)				3	20	
BRONCO	3	8:29	R. Delpino 1 yd. run (J. Elam,kick) (7-65,3:33)				3	27	
BRONCO	3	8:10	V. Johnson 13 yd. pass from J. Elway (J. Elam,kick) (2-13,0:19)				3	34	
STEELER	3	0:27	G. Anderson 38 yd. Field Goal (15-60,7:43)				6	34	
BRONCO	4	6:43	J. Elam 28 yd. Field Goal (9-42,5:40)				6	37	
STEELER	4	0:22	Y. Thigpen 39 yd. pass from M. Tomczak (G. Anderson,kick) (6-81,1:26)				13	37	

## FINAL INDIVIDUAL STATISTICS

Pittsburgh Steelers							Denver Broncos												
RUSHING	ATT	YDS	AVG	LG	TD		RUSHING	ATT	YDS	AVG	LG	TD							
L. Thompson	17	77	4.5	16	0		R. Bernstine	18	55	3.1	9	0							
M. Hoge	3	17	5.7	7	0		R. Delapino	10	41	4.1	14	2							
N. O'Donnell	2	7	3.5	8	0		J. Elway	2	8	4.0	6	0							
							R. Rivers	1	3	3.0	3	0							
							G. Milburn	2	1	0.5	1	0							
							T. Maddox	1	-1	-1.0	-1	0							
Total	22	101	4.6	16	0		Total	34	107	3.1	14	2							
TKD/							TKD/												
PASSING	ATT	CMP	YDS	YD	TD	LG	PASSING	ATT	CMP	YDS	YD	TD	LG						
N. O'Donnell	32	18	197	4/30	0	37	J. Elway	25	18	276	2/19	1	63						
M. Tomczak	6	5	81	0/0	1	39													
Total	38	23	278	4/30	1	39	Total	25	18	276	2/19	1	63						
PASS RECEIVING							PASS RECEIVING												
	NO	YDS	LONGEST	TD				NO	YDS	LONGEST	TD								
E. Green	7	99	27	0			V. Johnson	5	63	17	1								
E. Mills	3	35	17	0			D. Russell	4	82	28	0								
M. Hoge	3	0	4	0			S. Sharpe	4	80	63	0								
Y. Thigpen	2	57	39	1			G. Milburn	2	17	14	0								
D. Stone	2	48	37	0			R. Johnson	1	31	31	0								
L. Thompson	2	5	7	0			R. Delapino	1	2	2	0								
T. Jordan	1	12	12	0			R. Bernstine	1	1	1	0								
J. Graham	1	10	10	0															
C. Davenport	1	9	9	0															
R. Cuthbert	1	3	3	0															
Total	23	278	39	1			Total	18	276	63	1								
INTERCEPTIONS							INTERCEPTIONS												
	NO	YDS	LONGEST	TD				NO	YDS	LONGEST	TD								
	0	0	0	0			L. Lang	1	4	4	0								
Total	0	0	0	0			Total	1	4	4	0								
PUNTING							PUNTING												
	NO	YDS	AVG	TB	IN20	LG		NO	YDS	AVG	TB	IN20	LG						
M. Royals	3	152	50.7	0	0	56	T. Rouen	3	148	49.3	1	1	53						
Total	3	152	50.7	0	0	56	Total	3	148	49.3	1	1	53						
PUNT RETURNS							PUNT RETURNS												
	NO	FC	YDS	LG	TD			NO	FC	YDS	LG	TD							
(DOWNED)	1	0	0	0	0		G. Milburn	3	0	41	15	0							
(OUT OF BOUNDS)	1	0	0	0	0														
(TOUCHBACK)	1	0	0	0	0														
Returns	0	0	0	0	0		Returns	3	41	15	0								
KICKOFF RTNS							KICKOFF RTNS												
	NO	FC	YDS	LG	TD			NO	FC	YDS	LG	TD							
R. Woodson	4	0	65	36	0		D. Russell	1	0	18	18	0							
(TOUCHBACK)	4	0	0	0	0		S. Sharpe	1	0	0	0	0							
							(OUT OF BOUNDS)	1	0	0	0	0							
Returns	4	65	36	0			(TOUCHBACK)	1	0	0	0	0							
							Returns	2	18	18	0								
Pittsburgh Steelers FUMBLES							Denver Broncos FUMBLES												
	FUM	OWN-REC	YDS	TD	FORCED	OPP-REC	YDS	TD	OUT-BDS		FUM	OWN-REC	YDS	TD	FORCED	OPP-REC	YDS	TD	OUT-BDS
L. Thompson	3	1	0	0	0	0	0	0	0		T. Braxton	0	0	0	0	0	1	0	0
R. Woodson	1	0	0	0	0	0	0	0	0		S. Sharpe	1	0	0	0	0	0	0	0
Total	4	1	0	0	0	0	0	0	0		D. Russell	0	1	0	1	0	0	0	0
											D. Hall	0	0	0	0	1	0	0	0
											R. Rivers	0	0	0	0	0	1	0	0
											Total	1	1	0	1	1	2	0	0

## FINAL TEAM STATISTICS

	VISITOR STEELER	HOME BRONCO
TOTAL FIRST DOWNS	19	23
By Rushing	6	6
By Passing	13	13
By Penalty	0	4
THIRD DOWN EFFICIENCY	5-12-42%	5-11-45%
FOURTH DOWN EFFICIENCY	1-2-50%	0-0-0%
TOTAL NET YARDS	349	364
Total Offensive Plays (inc. times thrown passing)	64	61
Average gain per offensive play	5.5	6.0
NET YARDS RUSHING	101	107
Total Rushing Plays	22	34
Average gain per rushing play	4.6	3.1
NET YARDS PASSING	248	257
Times thrown - yards lost attempting to pass	4-30	2-19
Gross yards passing	278	276

## PASS ATTEMPTS-COMPLETIONS-HAD INTERCEPTED

	VISITOR STEELER	HOME BRONCO
Average gain per pass play (inc. # thrown passing)	38-23-1 5.9	25-18-0 9.5
KICKOFFS Number-In End Zone-Touchbacks	4-2-1	8-5-4
PUNTS Number and Average	3-50.7	3-49.3
Had Blocked	0	0
FGs - PATs Had Blocked	0-0	0-0
TOTAL RETURN YARDAGE (Not Including Kickoffs)	0	45
No. and Yards Punt Returns	0-0	3-41
No. and Yards Kickoff Returns	4-65	2-18
No. and Yards Interception Returns	0-0	1-4
PENALTIES Number and Yards	6-63	3-22
FUMBLES Number and Lost	4-2	1-0
TOUCHDOWNS	1	4
Rushing	0	2
Passing	1	1
DEFENSIVE/KICKING GAME	0/0	1/0
EXTRA POINTS Made-Attempts	1-1	4-4
FIELD GOALS Made-Attempts	2-2	3-3
SAFETIES	0	0
FINAL SCORE	13	37
TIME OF POSSESSION	27:49	32:11

## MINNESOTA 26, DENVER 23

DENVER, COLO., Nov. 14 - The Denver Broncos suffered a disappointing defeat at the hands of the Minnesota Vikings at Mile High Stadium. The Broncos led by as many as 17 points midway through the second quarter only to see the lead slowly disappear. After fumbles early in the game by both teams, Bronco cornerback Frank Robinson picked off a Sean Salisbury pass and returned it to the Vikings' 31. John Elway then led the Broncos on a six play, 31-yard drive, resulting in a four-yard touchdown pass from Elway to Derek Russell. The extra point was blocked, so the Broncos led 6-0. The Vikings responded to the Bronco score with a 25-yard field goal by Fuad Reveiz to cut the lead to three. In the second quarter Robert Delpino capped a seven-play drive with a three-yard score, 13-3. Karl Mecklenburg forced a fumble of Barry Word that was recovered by Tyrone Braxton on the Vikings' next possession. That turnover resulted in another Bronco score, when Elway hit Vance Johnson from 15 yards out, 20-3. The Vikings bounced back with two scores before the end of the half. Salisbury hit Chris Carter from nine yards out and Roger Craig from 17 yards away, to cut the Bronco lead to three, 20-17 at the half. Reveiz tied the score on the Vikings' first possession of the second half with a 19-yard field goal, and put the Vikings ahead for the first time in the fourth when he hit from 35 yards away, 23-20. Jason Elam responded to the Reveiz challenge by hitting from 53 yards away on the Broncos' next possession, tying the score again 23-23. The Vikings had the momentum, and they proved it when Salisbury hit Chris Carter on a 55-yard pass reception, which set the Vikings up for the eventual winning field goal from 43 yards out by Fuad Reveiz, 26-23 Vikings. The Broncos did move the ball on their next possession, but a Glyn Milburn fumble at the Vikings' 26 cost Denver a final shot. The 26-23 loss to the Vikings gave the Broncos a 5-4 record.

FIELD GOALS (made ( ) & missed)						
F. Reveiz	(25)	(19)	(35)	(43)	J. Elam	26B (53)
	1	2	3	4	OT	TOTAL
VISITOR Minnesota Vikings	3	14	3	6		26
HOME Denver Broncos	6	14	0	3		23
Team	Qtr	Clock	SCORING PLAY			
		Time	Visitor Home			
BRONCO	1	3:48	D. Russell 4 yd. pass from J. Elway (No good blocked)			
			(6-31, 3:21)			
VIKING	1	0:43	F. Reveiz 25 yd. Field Goal (7-71, 3:05)			
BRONCO	2	13:33	R. Delpino 3 yd. run (J. Elam Kick) (7-49, 2:10)			
BRONCO	2	6:57	V. Johnson 15 yd. pass from J. Elway (J. Elam Kick) (6-37, 3:31)			
VIKING	2	4:10	C. Carter 9 yd. pass from S. Salisbury (F. Reveiz Kick) (5-77, 2:47)			
VIKING	2	1:02	R. Craig 17 yd. pass from S. Salisbury (F. Reveiz Kick) (4-55, 0:37)			
VIKING	3	9:41	F. Reveiz 19 yd. Field Goal (6-37, 2:47)			
VIKING	4	9:17	F. Reveiz 35 yd. Field Goal (7-22, 1:59)			
BRONCO	4	5:48	J. Elam 53 yd. Field Goal (8-45, 3:29)			
VIKING	4	2:49	F. Reveiz 43 yd. Field Goal (6-63, 2:59)			

## FINAL INDIVIDUAL STATISTICS

Minnesota Vikings					Denver Broncos				
RUSHING	ATT	YDS	AVG	LG	TD	RUSHING	ATT	YDS	AVG
R. Craig	14	41	2.9	9	0	R. Bernstine	8	37	4.6
B. Word	11	30	2.7	10	0	G. Milburn	4	30	7.5
S. Salisbury	1	-1	-1.0	-1	0	R. Delpino	8	17	2.1
						J. Elway	2	8	4.0
Total	26	70	2.7	10	0	Total	22	92	4.2



TKD/						
PASSING	ATT	CMP	YDS	YD	TD	LG IN
S. Salisbury	37	19	366	2/16	2	55 1
Total	37	19	366	2/16	2	55 1

PASS RECEIVING	NO	YDS	LONGEST	TD
C. Carter	6	134	55	1
S. Jordan	6	85	53	0
A. Carter	4	111	39	0
R. Craig	2	19	17	1
B. Word	1	17	17	0

Total	19	366	55	2
-------	----	-----	----	---

INTERCEPTIONS	NO	YDS	LONGEST	TD
C. Lee	1	1	1	0
Total	1	1	1	0

PUNTING	NO	YDS	AVG	TB	IN20	LG
H. Newsome	5	244	48.8	0	1	57
Total	5	244	48.8	0	1	57

PUNT RETURNS	NO	FC	YDS	LG	TD
E. Gullford	3	1	22	10	0
(OUT OF BOUNDS)	1	0	0	0	0
Returns	3		22	10	0

KICKOFF RTNS	NO	FC	YDS	LG	TD
Q. Ismail	5	0	73	24	0

Returns	5		73	24	0
---------	---	--	----	----	---

Minnesota Vikings									
FUMBLES	FUM	OWN-REC	YDS	TD	FORCED	OPP-REC	YDS	TD	OUT-BDS
F. Strickland	0	0	0	0	0	0	0	0	0
S. Salisbury	1	0	0	0	0	0	0	0	0
B. Word	1	0	0	0	0	0	0	0	0
C. Jenkins	0	0	0	0	0	1	1	0	0
T. Scott	0	0	0	0	0	1	0	0	0
Total	2	0	0	0	1	3	0	0	0

Denver Broncos									
FUMBLES	FUM	OWN-REC	YDS	TD	FORCED	OPP-REC	YDS	TD	OUT-BDS
J. Elway	1	0	-1	0	0	0	0	0	0
K. Mecklenberg	0	0	0	0	1	1	0	0	0
T. Braxton	0	0	0	0	0	1	6	0	0
G. Milburn	2	0	0	0	0	0	0	0	0
Total	3	0	-1	0	1	2	6	0	0

## FINAL TEAM STATISTICS

	VISITOR VIKING	HOME BRONCO
TOTAL FIRST DOWNS	18	25
By Rushing	1	7
By Passing	16	13
By Penalty	1	5
THIRD DOWN EFFICIENCY	4-14-29%	4-12-33%
FOURTH DOWN EFFICIENCY	0-0-0%	0-0-0%
TOTAL NET YARDS	420	342
Total Offensive Plays (inc. times thrown passing)	65	66
Average gain per offensive play	6.5	5.2
NET YARDS RUSHING	70	92
Total Rushing Plays	26	22
Average gain per rushing play	2.7	4.2
NET YARDS PASSING	350	250
Times thrown - yards lost attempting to pass	2-16	4-40
Gross yards passing	366	290
PASS ATTEMPTS-COMPLETIONS-HAD INTERCEPTED	37-19-1	40-30-1
Average gain per pass play (inc. # thrown passing)	9.0	5.7
KICKOFFS Number-In End Zone-Touchbacks	7-3-2	5-1-0
PUNTS Number and Average	5-48.8	5-40.2
Had Blocked	0	0
FGs - PATs Had Blocked	0-0	1-1
TOTAL RETURN YARDAGE (Not Including Kickoffs)	23	62
No. and Yards Punt Returns	3-22	4-49
No. and Yards Kickoff Returns	5-73	5-148
No. and Yards Interception Returns	1-1	1-13
PENALTIES Number and Yards	13-92	10-77
FUMBLES Number and Lost	2-2	3-3
TOUCHDOWNS	2	3
Rushing	0	1
Passing	2	2
DEFENSIVE/KICKING GAME	0/0	0/0

TKD/						
PASSING	ATT	CMP	YDS	YD	TD	LG IN
J. Elway	40	30	290	4/40	2	32 1
Total	40	30	290	4/40	2	32 1

PASS RECEIVING	NO	YDS	LONGEST	TD
S. Sharpe	7	104	32	0
R. Bernstine	6	37	11	0
D. Russell	5	57	30	1
G. Milburn	5	27	8	0
V. Johnson	4	44	17	1
R. Johnson	2	12	6	0
R. Delpino	1	9	9	0

Total	30	290	32	2
-------	----	-----	----	---

INTERCEPTIONS	NO	YDS	LONGEST	TD
F. Robinson	1	13	13	0
Total	1	13	13	0

PUNTING	NO	YDS	AVG	TB	IN20	LG
T. Rouen	5	201	40.2	0	0	47
Total	5	201	40.2	0	0	47

PUNT RETURNS	NO	FC	YDS	LG	TD
G. Milburn	4	1	49	19	0

KICKOFF RTNS	NO	FC	YDS	LG	TD
G. Milburn	3	0	67	26	0
D. Russell	2	0	81	49	0
(TOUCHBACK)	2	0	0	0	0
Returns	5		148	49	0

EXTRA POINTS Made-Attempts  
FIELD GOALS Made-Attempts  
SAFETIES  
FINAL SCORE  
TIME OF POSSESSION

VISITOR VIKING	HOME BRONCO
2-2	2-3
4-4	1-2
0	0
26	23
27:06	32:54

## DENVER 29, CLEVELAND 14

CLEVELAND, OH., Nov. 7 - The Broncos extended their win streak over the Browns to three games, winning all three in Cleveland. The Broncos held the ball for seven and one-half minutes in their opening drive, only to cough it up at the Cleveland seven, when Jerry Ball forced a Robert Delpino fumble. Cleveland couldn't capitalize and the first quarter ended scoreless. On the Broncos' first possession of the second, John Elway led an eight-play, 69-yard drive, that ended with a Glyn Milburn two-yard touchdown reception, 7-0. The Broncos were leading 7-0 when Reggie Rivers blocked a Brian Hansen punt through the end zone for a safety on the next Cleveland possession, 9-0. After the free kick, the Broncos marched 62 yards in five plays for a touchdown, culminating with an Elway to Derek Russell 38-yard score to take a commanding 16-0 lead at the half. Cleveland scored first in the second half, driving 69 yards in nine plays. Bernie Kosar hooked up with Michael Jackson for an eight-yard score which brought the game closer, 16-7. The Broncos answered back, when Elway hit Shannon Sharpe from 33 yards out to take a 23-7 lead. Jason Elam tacked on two more field goals from 22 and 38 yards out in the fourth quarter to finish the Broncos scoring, 29-7. Kosar and Jackson hooked up for a second touchdown late in the game for the Browns, but when the final tick hit the clock the Broncos had a 29-14 victory.

FIELD GOALS (made ( ) & missed)						
J. Elam	(22) (38)	M. Stover	49S			
				1	2	3
VISITOR	Denver Broncos			0	16	7
HOME	Cleveland Browns			0	7	7
						OT
						TOTAL
						29
						14

SCORING PLAY				SCORE	
Team	Qtr	Clock	Time	Visitor	Home
BRONCO	2	11:06	G. Milburn 2 yd. pass from J. Elway (J. Elam kick) (8-69,3:43)	7	0
BRONCO	2	9:02	Punt blocked out of end zone by R. Rivers for a SAFETY	9	0
BRONCO	2	6:07	D. Russell 38 yd. pass from J. Elway (J. Elam kick) (5-62,2:55)	16	0
BROWNS	3	10:55	M. Jackson 8 yd. pass from B. Kosar (M. Stover kick) (8-69,4:05)	16	7
BRONCO	3	5:42	S. Sharpe 33 yd. pass from J. Elway (J. Elam kick) (10-86,5:13)	23	7
BRONCO	4	13:54	J. Elam 22 yd. Field Goal (12-51,5:45)	26	7
BRONCO	4	3:48	J. Elam 38 yd. Field Goal (10-43,6:55)	29	7
BROWNS	4	0:09	M. Jackson 38 yd. pass from B. Kosar (M. Stover kick) (3-68,0:52)	29	14

## FINAL INDIVIDUAL STATISTICS

Denver Broncos						
RUSHING	ATT	YDS	AVG	LG	TD	
R. Bernstine	21	82	3.9	11	0	
R. Delpino	10	39	3.9	13	0	
G. Milburn	5	25	5.0	11	0	
R. Rivers	3	7	2.3	4	0	
J. Elway	2	7	3.5	5	0	
T. Maddox	1	-1	-1.0	-1	0	
Total	42	159	3.8	13	0	

Cleveland Browns						
RUSHING	ATT	YDS	AVG	LG	TD	
L. Hoard	5	51	10.2	28	0	
E. Metcalf	4	10	2.5	12	0	
T. Vardell	3	8	2.7	11	0	
B. Kosar	2	6	3.0	6	0	
Total	14	75	5.4	28	0	

TKD/						
PASSING	ATT	CMP	YDS	YD	TD	LG IN
J. Elway	23	17	244	1/11	3	56 0
Total	23	17	244	1/11	3	56 0

PASS RECEIVING	NO	YDS	LONGEST	TD
V. Johnson	4	85	56	0
S. Sharpe	4	55	33	1
R. Bernstine	4	22	8	0
G. Milburn	2	8	6	1
D. Russell	1	38	38	1
R. Delpino	1	25	25	0
R. Johnson	1	11	11	0
Total	17	244	56	3

INTERCEPTIONS	NO	YDS	LONGEST	TD
Total	0	0	0	0

PUNTING	NO	YDS	AVG	TB	IN20	LG
T. Rouen	3	103	34.3	0	1	38
Total	3	103	34.3	0	1	38

PASS RECEIVING	NO	YDS	LONGEST	TD
L. Hoard	8	87	27	0
M. Jackson	4	86	38	2
E. Metcalf	3	41	29	0
M. Carrier	1	12	12	0
Total	16	226	38	2

INTERCEPTIONS	NO	YDS	LONGEST	TD
Total	0	0	0	0

PUNTING	NO	YDS	AVG	TB	IN20	LG
B. Hansen	4	167	41.8	0	0	53
(BLOCKED)	1	0	0.0	0	0	0
Total	5	167	33.4	0	0	53

PUNT RETURNS	NO	FC	YDS	LG	TD	PUNT RETURNS	NO	FC	YDS	LG	TD
G. Milburn (OUT OF BOUNDS)	3	0	22	18	0	E. Metcalf (OUT OF BOUNDS)	1	1	2	2	0
Returns	3		22	16	0	Returns	1		2	2	0
KICKOFF RTNS	NO	FC	YDS	LG	TD	KICKOFF RTNS	NO	FC	YDS	LG	TD
G. Milburn	2	0	27	16	0	R. Baldwin	5	0	96	21	0
D. Russell	1	0	24	24	0	E. Metcalf	1	0	15	15	0
R. Johnson	1	0	0	0	0	Returns	6		111	21	0
Returns	4		51	24	0						
Denver Broncos	FUM	OWN-REC	YDS	TD	FORCED	OPP-REC	YDS	TD	OUT-BDS		
R. Delpino	1	0	0	0	0	0	0	0	0	0	0
Total	1	0	0	0	0	0	0	0	0	0	0
Cleveland Browns	FUM	OWN-REC	YDS	TD	FORCED	OPP-REC	YDS	TD	OUT-BDS		
J. Ball	0	0	0	0	1	0	0	0	0	0	0
R. Burnett	0	0	0	0	0	1	0	0	0	0	0
B. Kosar	1	1	-1	0	0	0	0	0	0	0	0
Total	1	1	-1	0	1	1	0	0	0	0	0

## FINAL TEAM STATISTICS

	VISITOR BRONCO	HOME BROWNS
TOTAL FIRST DOWNS	21	14
By Rushing	7	3
By Passing	12	10
By Penalty	2	1
THIRD DOWN EFFICIENCY	8-13-62%	4-12-33%
FOURTH DOWN EFFICIENCY	0-0-0%	0-1-0%
TOTAL NET YARDS	392	266
Total Offensive Plays (inc. times thrown passing)	66	50
Average gain per offensive play	5.9	5.3
NET YARDS RUSHING	159	75
Total Rushing Plays	42	14
Average gain per rushing play	3.8	5.4
NET YARDS PASSING	233	191
Times thrown - yards lost attempting to pass	1-11	6-35
Gross yards passing	244	226
PASS ATTEMPTS-COMPLETIONS-HAD INTERCEPTED	23-17-0	30-16-0
Average gain per pass play (inc. # thrown passing)	9.7	5.3
KICKOFFS Number-In End Zone-Touchbacks	6-0-0	4-0-0
PUNTS Number and Average	3-34.3	5-33.4
Had Blocked	0	1
FGs - PATs Had Blocked	0-0	0-0
TOTAL RETURN YARDAGE (Not Including Kickoffs)	22	2
No. and Yards Punt Returns	3-22	1-2
No. and Yards Kickoff Returns	4-51	6-111
No. and Yards Interception Returns	0-0	0-0
PENALTIES Number and Yards	8-63	8-51
FUMBLES Number and Lost	1-1	1-0
TOUCHDOWNS	3	2
Rushing	0	0
Passing	3	2
DEFENSIVE/KICKING GAME	0/0	0/0
EXTRA POINTS Made-Attempts	3-3	2-2
FIELD GOALS Made-Attempts	2-2	0-1
SAFETIES	1	0
FINAL SCORE	29	14
TIME OF POSSESSION	37:30	22:30

## DENVER 28, SEATTLE 17

DENVER, COLO., Oct. 31 - After two straight defeats by three points, the Broncos got back on the winning track at home against the Seattle Seahawks. Again it was a team effort, as the defense forced two interceptions (Charles Dimry and Tyrone Braxton) and the offense hit pay-dirt four times. Seattle struck first after a Rufus Porter interception of John Elway that set the Seahawks up at the Denver 42. It took the Seahawks eight plays to capitalize on the turnover, when John L. Williams went in from 10 yards out to give Seattle a 7-0 lead. Denver didn't score until the second quarter, when John Elway led an eight-play, 80 yard drive, that was capped by a 20-yard touchdown pass from Elway to Vance Johnson, 7-7. Seattle was forced to punt on its next possession, which set the Broncos up first and 10 at their 44. Six plays later, Robert Delpino found himself in the end zone to give the Broncos their first lead, 14-7. Rick Mirer was intercepted by Tyrone Braxton on the Seahawks' next possession, which set up a 65-yard drive by the Broncos. The drive culminated with an Elway to Shannon Sharpe five-yard TD to take a commanding 21-7 lead into half-time. John Kasay hit a

53-yard field goal on the Seahawks' first possession of the second half, and the Broncos answered with another 80-yard drive. Robert Delpino topped off the drive with his second rushing touchdown, 28-10. John L. Williams scored his second TD in the fourth for Seattle, and that rounded out the scoring, 28-17.

FIELD GOALS (made ( ) & missed)										
J. Kasay	(53)	J. Elam	47WL							
				1	2	3	4	OT	TOTAL	
VISITOR	Seattle Seahawks	7	0	3	7				17	
HOME	Denver Broncos	0	21	7	0				28	
Team	Qtr	Clock	Time	SCORING PLAY				SCORE		
SEAHAWK	1	9:23		J. Williams 10 yd. run (J. Kasay,kick) (8-42,3:51)				7	0	
BRONCO	2	12:16		V. Johnson 20 yd. pass from J. Elway (J. Elam,kick) (8-80,3:17)				7	7	
BRONCO	2	8:04		R. Delpino 2 yd. run (J. Elam,kick) (6-56,2:28)				7	14	
BRONCO	2	0:44		S. Sharpe 5 yd. pass from J. Elway (J. Elam,kick) (9-65,3:35)				7	21	
SEAHAWK	3	8:38		J. Kasay 53 yd. Field Goal (9-23,4:33)				10	21	
BRONCO	3	2:41		R. Delpino 1 yd. run (J. Elam,kick) (14-80,5:57)				10	28	
SEAHAWK	4	9:47		J. Williams 2 yd. run (J. Kasay,kick) (3-36,0:58)				17	28	

## FINAL INDIVIDUAL STATISTICS

Seattle Seahawks							Denver Broncos								
RUSHING	ATT	YDS	AVG	LG	TD		RUSHING	ATT	YDS	AVG	LG	TD			
C. Warren	14	53	3.8	16	0		R. Bernstein	18	64	3.6	9	0			
J. Williams	9	43	4.8	10	2		R. Delpino	10	25	2.5	6	2			
R. Mirer	2	4	2.0	4	0		J. Elway	3	-2	-7	0	0			
T. Johnson	1	3	3.0	3	0										
Total	26	103	4.0	16	2		Total	31	67	2.8	9	2			
TKD/							TKD/								
PASSING	ATT	CMP	YDS	YD	TD	LG	IN	PASSING	ATT	CMP	YDS	YD	TD	LG	IN
R. Mirer	30	16	201	4/17	0	28	2	J. Elway	36	23	255	2/16	2	38	1
Total	30	16	201	4/17	0	28	2	Total	36	23	255	2/16	2	38	1
PASS RECEIVING	NO	YDS	LONGEST	TD				PASS RECEIVING	NO	YDS	LONGEST	TD			
B. Blades	7	87	28	0				V. Johnson	7	64	20	1			
K. Martin	5	62	18	0				R. Bernstein	6	47	17	0			
J. Williams	2	22	14	0				R. Delpino	4	34	12	0			
F. Edmunds	1	16	16	0				S. Sharpe	3	31	15	1			
P. Green	1	14	14	0				R. Johnson	2	41	32	0			
								D. Russell	1	38	38	0			
Total	16	201	28	0				Total	23	255	38	2			
INTERCEPTIONS	NO	YDS	LONGEST	TD				INTERCEPTIONS	NO	YDS	LONGEST	TD			
R. Porter	1	4	4	0				T. Braxton	1	12	12	0			
								C. Dimry	1	0	0	0			
Total	1	4	4	0				Total	2	12	12	0			
PUNTING	NO	YDS	AVG	TB	IN20	LG		PUNTING	NO	YDS	AVG	TB	IN20	LG	
R. Tuten	3	145	48.3	1	0	53		T. Rouen	3	125	41.7	1	0	46	
Total	3	145	48.3	1	0	53		Total	3	125	41.7	1	0	46	
PUNT RETURNS	NO	FC	YDS	LG	TD			PUNT RETURNS	NO	FC	YDS	LG	TD		
K. Martin	1	0	3	3	0			G. Milburn	1	1	13	13	0		
(OUT OF BOUNDS)	1	0	0	0	0			(TOUCHBACK)	1	0	0	0	0		
(TOUCHBACK)	1	0	0	0	0										
Returns	1		3	3	0			Returns	1		13	13	0		
KICKOFF RTNS	NO	FC	YDS	LG	TD			KICKOFF RTNS	NO	FC	YDS	LG	TD		
J. Vaughn	5	0	75	20	0			G. Milburn	2	0	40	24	0		
								(TOUCHBACK)	2	0	0	0	0		
Returns	5		75	20	0			Returns	2		40	24	0		
Seattle Seahawks							Denver Broncos								
FUMBLES	FUM	OWN-REC	YDS	TD			FORCED	OPP-REC	YDS	TD	OUT-BDS				
R. Mirer	1	0	-11	0			0	0	0	0	0				
K. Martin	0	1	0	0			0	0	0	0	0				
Total	1	1	-11	0			0	0	0	0	0				
Denver Broncos							Denver Broncos								
FUMBLES	FUM	OWN-REC	YDS	TD			FORCED	OPP-REC	YDS	TD	OUT-BDS				
Total	0	0	0	0			0	0	0	0	0				

## FINAL TEAM STATISTICS

	VISITOR SEAHAWK	HOME BRONCO
TOTAL FIRST DOWNS	19	25
By Rushing	9	8
By Passing	9	12
By Penalty	1	5
THIRD DOWN EFFICIENCY	5-13-38%	9-14-57%
FOURTH DOWN EFFICIENCY	1-2-50%	1-1-100%

	VISITOR SEAHAWK	HOME BRONCO
TOTAL NET YARDS	287	326
Total Offensive Plays (inc. times thrown passing)	60	69
Average gain per offensive play	4.8	4.7
NET YARDS RUSHING	103	87
Total Rushing Plays	26	31
Average gain per rushing play	4.0	2.8
NET YARDS PASSING	184	239
Times thrown - yards lost attempting to pass	4-17	2-16
Gross yards passing	201	255
PASS ATTEMPTS-COMPLETIONS-HAD INTERCEPTED	30-16-2	36-23-1
Average gain per pass play (inc. # thrown passing)	5.4	6.3
KICKOFFS Number-In End Zone-Touchbacks	4-3-2	5-2-0
PUNTS Number and Average	3-48.3	3-41.7
Had Blocked	0	0
FGs - PATs Had Blocked	0-0	0-0
TOTAL RETURN YARDAGE (Not Including Kickoffs)	7	25
No. and Yards Punt Returns	1-3	1-13
No. and Yards Kickoff Returns	5-75	2-40
No. and Yards Interception Returns	1-4	2-12
PENALTIES Number and Yards	11-94	5-54
FUMBLES Number and Lost	1-0	0-0
TOUCHDOWNS	2	4
Rushing	2	2
Passing	0	2
DEFENSIVE/KICKING GAME	0/0	0/0
EXTRA POINTS Made-Attempts	2-2	4-4
FIELD GOALS Made-Attempts	1-1	0-1
SAFETIES	0	0
FINAL SCORE	17	28
TIME OF POSSESSION	26:52	33:08

## LOS ANGELES RAIDERS 23, DENVER 20

DENVER, COLO., Oct. 18 - In a game seen nationally on Monday night, the Broncos and Raiders played a heart-stopping contest. The Broncos took the opening kickoff and marched 69 yards to the Los Angeles 11, but that was as far as they would go on that possession, after John Elway was picked off by Derrick Hoskins at the L.A. three. Hoskins returned the interception to the Raiders' 11, where they started their march. It took the Raiders nine plays to go 89 yards for a 11-yard touchdown from Jeff Hostetler to Alexander Wright, giving the Raiders a 7-0 lead. The Broncos were unable to move the ball on their next possession and punted to Tim Brown, who returned the punt to the Broncos' 32. That set up a Jeff Jaeger 32-yard field goal to give the Raiders an early 10-0 lead. The Raiders went up 13-0 in the second quarter, when Jaeger hit from 49 yards away, giving the Raiders a 13-point cushion at half-time. The Broncos tacked on three points in the third quarter, when Jason Elam hit from 40 yards out, to cut the lead to 10, 13-3. In the fourth the pace picked up as the Broncos scored on their first two possessions. First, Elway hit Arthur Marshall on a 27-yard touchdown pass to pull within three, 13-10. Jeff Hostetler fumbled on the Raiders' first play of the fourth quarter, and Greg Kragen came up with the loose ball at the Raider five. Two plays later, Elway tossed his second touchdown pass, this time to Reggie Johnson for the Broncos' first lead, 17-13. The Raiders struck back quickly, when Hostetler hit a streaking James Jett on a 74-yard touchdown reception, to put the Raiders back ahead 20-17. The Broncos then responded with a game tying field goal by Jason Elam from 37 yards out, 20-20. Punts by both teams set the Raiders up with their last chance to take the lead with 16 seconds remaining. After moving 26 yards, Jeff Jaeger came on to make a 53-yard field goal to give the Raiders a 23-20 win, dropping the Broncos to a 3-3 record.

FIELD GOALS (made ( ) & missed)					
J. Jaeger	(32) (49) (53)	J. Elam	(40) (42W) (37)		
				1	2
VISITOR	Los Angeles Raiders	10	3	0	10
HOME	Denver Broncos	0	0	3	17
				OT	TOTAL
					23
					20

Team	Qtr	Clock Time	SCORING PLAY	SCORE	Visitor	Home
RAIDER	1	5:07	A. Wright 11 yd. pass from J. Hostetler (J. Jaeger kick) (9-89.5:05)	7	0	
RAIDER	1	1:30	J. Jaeger 32 yd. Field Goal (5-16.2:12)	10	0	
RAIDER	2	11:57	J. Jaeger 49 yd. Field Goal (5-23.2:51)	13	0	
BRONCO	3	7:30	J. Elam 40 yd. Field Goal (9-16.5:03)	13	3	
BRONCO	4	11:47	A. Marshall 27 yd. pass from J. Elway (J. Elam kick) (7-55.3:13)	13	10	
BRONCO	4	10:48	R. Johnson 2 yd. pass from J. Elway (J. Elam kick) (2-5.0:43)	13	17	
RAIDER	4	10:25	J. Jett 74 yd. pass from J. Hostetler (J. Jaeger kick) (1-69.0:23)	20	17	
BRONCO	4	5:33	J. Elam 37 yd. Field Goal (11-62.4:52)	20	20	
RAIDER	4	0:16	J. Jaeger 53 yd. Field Goal (7-26.2:21)	23	20	

## FINAL INDIVIDUAL STATISTICS

Los Angeles Raiders										Denver Broncos													
RUSHING	ATT	YDS	AVG	LG	TD	RUSHING	ATT	YDS	AVG	LG	TD	RUSHING	ATT	YDS	AVG	LG	TD	RUSHING	ATT	YDS	AVG	LG	TD
G. Robinson	9	27	3.0	10	0	R. Bernstine	23	101	4.4	13	0	G. Robinson	9	27	3.0	10	0	R. Bernstine	23	101	4.4	13	0
N. Bell	8	16	2.0	11	0	G. Milburn	5	23	4.6	16	0	N. Bell	8	16	2.0	11	0	G. Milburn	5	23	4.6	16	0
J. Hostetler	3	5	1.7	3	0	J. Elway	2	8	4.0	9	0	J. Hostetler	3	5	1.7	3	0	J. Elway	2	8	4.0	9	0
T. Montgomery	2	3	1.5	2	0	R. Delpino	1	0	0.0	0	0	T. Montgomery	2	3	1.5	2	0	R. Delpino	1	0	0.0	0	0
S. Smith	1	2	2.0	2	0	T. Rouen	1	0	0.0	0	0	S. Smith	1	2	2.0	2	0	T. Rouen	1	0	0.0	0	0
Total	23	53	2.3	11	0	Total	32	132	4.1	16	0	Total	23	53	2.3	11	0	Total	32	132	4.1	16	0
TKD/										TKD/													
PASSING	ATT	CMP	YDS	YD	TD	LG	IN	PASSING	ATT	CMP	YDS	YD	TD	LG	IN	PASSING	ATT	CMP	YDS	YD	TD	LG	IN
J. Hostetler	24	15	264	2/9	2	74	0	J. Elway	30	16	188	7/67	2	43	1	J. Hostetler	24	15	264	2/9	2	74	0
V. Evans	1	0	0	0/0	0	0	1	J. Elway	30	16	188	7/67	2	43	1	V. Evans	1	0	0	0/0	0	0	1
Total	25	15	264	2/9	2	74	1	Total	30	16	188	7/67	2	43	1	Total	25	15	264	2/9	2	74	1
PASS RECEIVING	NO	YDS	LONGEST	TD	PASS RECEIVING	NO	YDS	LONGEST	TD	PASS RECEIVING	NO	YDS	LONGEST	TD	PASS RECEIVING	NO	YDS	LONGEST	TD				
T. Brown	6	116	45	0	D. Russell	5	111	43	0	T. Brown	6	116	45	0	D. Russell	5	111	43	0				
A. Wright	3	38	15	1	S. Sharpe	4	42	16	0	A. Wright	3	38	15	1	S. Sharpe	4	42	16	0				
R. Ismail	3	24	14	0	R. Johnson	3	-4	2	1	R. Ismail	3	24	14	0	R. Johnson	3	-4	2	1				
J. Jett	1	74	74	1	C. Tillman	2	9	8	0	J. Jett	1	74	74	1	C. Tillman	2	9	8	0				
E. Horton	1	10	10	0	A. Marshall	1	27	27	1	E. Horton	1	10	10	0	A. Marshall	1	27	27	1				
N. McCallum	1	2	2	0	G. Milburn	1	3	3	0	N. McCallum	1	2	2	0	G. Milburn	1	3	3	0				
Total	15	264	74	2	Total	16	188	43	2	Total	15	264	74	2	Total	16	188	43	2				
INTERCEPTIONS	NO	YDS	LONGEST	TD	INTERCEPTIONS	NO	YDS	LONGEST	TD	INTERCEPTIONS	NO	YDS	LONGEST	TD	INTERCEPTIONS	NO	YDS	LONGEST	TD				
D. Hoskins	1	14	14	0	D. Smith	1	15	15	0	D. Hoskins	1	14	14	0	D. Smith	1	15	15	0				
Total	1	14	14	0	Total	1	15	15	0	Total	1	14	14	0	Total	1	15	15	0				
PUNTING	NO	YDS	AVG	TB	IN20	LG	PUNTING	NO	YDS	AVG	TB	IN20	LG	PUNTING	NO	YDS	AVG	TB	IN20	LG			
J. Gossett	5	220	44.0	1	1	49	T. Rouen	4	195	48.8	0	0	53	J. Gossett	5	220	44.0	1	1	49			
Total	5	220	44.0	1	1	49	Total	4	195	48.8	0	0	53	Total	5	220	44.0	1	1	49			
PUNT RETURNS	NO	FC	YDS	LG	TD	PUNT RETURNS	NO	FC	YDS	LG	TD	PUNT RETURNS	NO	FC	YDS	LG	TD	PUNT RETURNS	NO	FC	YDS	LG	TD
T. Brown	4	0	60	32	0	G. Milburn	3	0	24	11	0	T. Brown	4	0	60	32	0	G. Milburn	3	0	24	11	0
Returns	4	0	60	32	0	(OUT OF BOUNDS)	1	0	0	0	0	Returns	4	0	60	32	0	(OUT OF BOUNDS)	1	0	0	0	0
(TOUCHBACK)	1	0	0	0	0	(TOUCHBACK)	1	0	0	0	0	(TOUCHBACK)	1	0	0	0	0	(TOUCHBACK)	1	0	0	0	0
Returns	4	0	68	20	0	Returns	3	0	39	19	0	Returns	4	0	68	20	0	Returns	3	0	39	19	0
KICKOFF RTNS	NO	FC	YDS	LG	TD	KICKOFF RTNS	NO	FC	YDS	LG	TD	KICKOFF RTNS	NO	FC	YDS	LG	TD	KICKOFF RTNS	NO	FC	YDS	LG	TD
A. Wright	3	0	51	20	0	D. Russell	3	0	39	19	0	A. Wright	3	0	51	20	0	D. Russell	3	0	39	19	0
R. Ismail	1	0	17	17	0	(TOUCHBACK)	3	0	0	0	0	R. Ismail	1	0	17	17	0	(TOUCHBACK)	3	0	0	0	0
(TOUCHBACK)	1	0	0	0	0	(TOUCHBACK)	3	0	0	0	0	(TOUCHBACK)	1	0	0	0	0	(TOUCHBACK)	3	0	0	0	0
Returns	4	0	68	20	0	Returns	3	0	39	19	0	Returns	4	0	68	20	0	Returns	3	0	39	19	0
Los Angeles Raiders										Denver Broncos													
FUMBLES	FUM	OWN-REC	YDS	TD	FORBIDDEN	OPP-REC	YDS	TD	OUT-BDS	FUMBLES	FUM	OWN-REC	YDS	TD	FORBIDDEN	OPP-REC	YDS	TD	OUT-BDS				
G. Robinson	1	1	0	0	0	0	0	0	0	G. Robinson	1	1	0	0	0	0	0	0	0				
D. Hoskins	0	0	0	0	0	0	0	0	0	D. Hoskins	0	0	0	0	0	0	0	0	0				
J. Hostetler	1	0	-1	0	0	0	0	0	0	J. Hostetler	1	0	0	0	0	0	0	0	0				
Total	2	1	-1	0	0	0	0	0	0	Total	2	1	0	0	0	0	0	0	0				
Denver Broncos										Denver Broncos													
FUMBLES	FUM	OWN-REC	YDS	TD	FORBIDDEN	OPP-REC	YDS	TD	OUT-BDS	FUMBLES	FUM	OWN-REC	YDS	TD	FORBIDDEN	OPP-REC	YDS	TD	OUT-BDS				
J. Elway	1	1	0	0	0	0	0	0	0	J. Elway	1	1	0	0	0	0	0	0	0				
J. Robinson	1	0	-10	0	0	0	0	0	0	J. Robinson	1	0	0	0	0	0	0	0	0				
G. Milburn	1	1	0	0	0	0	0	0	0	G. Milburn	1	1	0	0	0	0	0	0	0				
G. Krager	0	0	0	0	0	0	0	0	0	G. Krager	0	0	0	0	0	0	0	0	0				
Total	3	2	-10	0	0	0	1	0	0	Total	3	2	-10	0	0	0	1	0	0				

## FINAL TEAM STATISTICS

	VISITOR RAIDER	HOME BRONCO
TOTAL FIRST DOWNS	12	18
By Rushing	2	8
By Passing	9	8
By Penalty	1	2
THIRD DOWN EFFICIENCY	4-13-31%	6-15-40%
FOURTH DOWN EFFICIENCY	0-0-0%	0-1-0%
TOTAL NET YARDS	308	253
Total Offensive Plays (inc. times thrown passing)	50	69
Average gain per offensive play	6.2	3.7
NET YARDS RUSHING	53	132
Total Rushing Plays	23	32
Average gain per rushing play	2.3	4.1
NET YARDS PASSING	255	121
Times thrown - yards lost attempting to pass	2-9	7-67
Gross yards passing	264	188
PASS ATTEMPTS-COMPLETIONS-HAD INTERCEPTED	25-15-1	30-16-1
Average gain per pass play (inc. # thrown passing)	9.4	3.3
KICKOFFS Number-In End Zone-Touchbacks	6-3-3	5-2-1
PUNTS Number and Average	5-44	4-48.8
Had Blocked	0	0
FGs - PATs Had Blocked	0-0	0-0



	VISITOR RAIDER	HOME BRONCO
TOTAL RETURN YARDAGE (Not including Kickoffs)	74	39
No. and Yards Punt Returns	4-60	3-24
No. and Yards Kickoff Returns	4-68	3-39
No. and Yards Interception Returns	1-14	1-15
PENALTIES Number and Yards	13-110	8-55
FUMBLES Number and Lost	2-1	3-1
TOUCHDOWNS	2	2
Rushing	0	0
Passing	2	2
DEFENSIVE/KICKING GAME	0-0	0-0
EXTRA POINTS Made-Attempts	2-2	2-2
FIELD GOALS Made-Attempts	3-3	2-3
SAFETIES	0	0
FINAL SCORE	23	20
TIME OF POSSESSION	27:16	32:44

## GREEN BAY 30, DENVER 27

GREEN BAY, WI., Oct. 10 — The Broncos took a 3-1 record into historic Lambeau field in a Sunday night nationally televised matchup with the Green Bay Packers, and things looked mighty ugly early on for Denver. Robert Brooks took the opening kickoff 68 yards for Green Bay, which set up a field goal by the Packers' Chris Jacke from 28 yards out, giving Green Bay an early 3-0 lead. Following a Tom Rouen punt, Green Bay took over on its own 35 and drove the 65 yards in eight plays, taking a 10-0 lead on a one yard touchdown by John Stephens. Green Bay's George Teague recovered a Glyn Milburn fumble on the next kickoff, setting the Packers up in great field position at the Broncos' 22. Eight plays later Edgar Bennett plowed in from one yard out, giving Green Bay a commanding 17-0 lead in the first quarter. The Broncos answered back early in the second quarter, marching 88 yards in 11 plays. Vance Johnson came up big for John Elway on the drive, capping it with a 14-yard touchdown reception to cut the Packer lead to 10, 17-7. The Packers answered quickly on their next drive. Brett Favre hit a streaking Jackie Harris on a 66-yard touchdown on second down. The point after put the Packers up 24-7. The Broncos continued to make mistakes on both offense and defense and on the next possession, John Elway was picked off by the Packers' Wayne Simmons. The Packers again capitalized on a 32-yard field goal by Chris Jacke, putting them ahead 27-7. The Broncos gave the Packers the ball at Green Bay's 38 after failing to convert on a fourth down play, and again the Packers worked the possession into points. Chris Jacke hit a 21-yard field goal to give the Packers a 30-7 half-time lead. The Broncos mounted a furious comeback in the second half, spearheaded by the defense. Mike Croel picked off a Brett Favre pass and returned it 22 yards for a touchdown, to cut the Packer lead to 30-14. After a Green Bay punt, the Broncos drove 68 yards in 12 plays, with the payoff coming on a two-yard touchdown run by Rod Bernstine. 30-21 Packers. Jason Elam tacked on a 47-yard field goal in the fourth to cut the lead to six, 30-24. Shane Dronett picked off a Brett Favre pass on the Packers' next possession, setting up the offense first and 10 at the Green Bay 37. After nine plays, Elam came on to kick a 37-yard field goal to bring the Broncos within three, 30-27. Late in the fourth, Denver's Le-Lo Lang came up with a big interception to give the Broncos a chance, but the Packers' Reggie White put an end to Denver's hopes by sacking John Elway on both third and fourth down. The Packers won 30-27 and dropped Denver to a 3-2 record.

FIELD GOALS (made ( ) & missed)						
J. Elam	(47) (37)	C. Jacke	(28) (32) (21)			
		1	2	3	4	OT
VISITOR	Denver Broncos	0	7	14	5	27
HOME	Green Bay Packers	17	13	0	0	30

SCORING PLAY				SCORE	
Team	Qtr	Clock Time		Visitor	Home
PACKER	1	10:29	C. Jacke 28 yd. Field Goal (10-11, 4:31)	0	3
PACKER	1	5:10	J. Stephens 1 yd. run (C. Jacke, kick) (8-65, 4:17)	0	10
PACKER	1	0:59	E. Bennett 1 yd. run (C. Jacke, kick) (8-22, 4:11)	0	17
BRONCO	2	11:33	V. Johnson 14 yd. pass from J. Elway (J. Elam, kick) (11-88, 4:26)	7	17
PACKER	2	11:09	J. Harris 66 yd. pass from B. Favre (C. Jacke, kick) (2-66, 0:24)	7	24
PACKER	2	7:26	C. Jacke 32 yd. Field Goal (4-9, 1:26)	7	27
PACKER	2	1:36	C. Jacke 21 yd. Field Goal (7-58, 2:28)	7	30
BRONCO	3	9:46	M. Croel 22 yd. interception return (J. Elam, kick)	14	30
BRONCO	3	3:45	R. Bernstine 2 yd. run (J. Elam, kick) (12-68, 4:28)	21	30
BRONCO	4	14:13	J. Elam 47 yd. Field Goal (8-50, 3:08)	24	30
BRONCO	4	8:31	J. Elam 37 yd. Field Goal (9-18, 3:20)	27	30

## FINAL INDIVIDUAL STATISTICS

Denver Broncos							Green Bay Packers						
RUSHING	ATT	YDS	AVG	LG	TD		RUSHING	ATT	YDS	AVG	LG	TD	
J. Elway	5	27	5.4	11	0		E. Bennett	12	34	2.8	11	1	
R. Bernstine	8	26	3.3	12	1		B. Favre	5	18	3.6	17	0	
G. Milburn	4	1	0.3	2	0		J. Stephens	9	14	1.6	8	1	
R. Delpino	2	1	0.5	1	0		S. Sharpe	1	4	4.0	4	0	
							M. Wilson	1	2	2.0	2	0	
							D. Thompson	1	-8	-8.0	-8	0	
Total	19	55	2.9	12	1		Total	29	64	2.2	17	2	
TKD/							TKD						
PASSING	ATT	CMP	YDS	YD	TD	LG	PASSING	ATT	CMP	YDS	YD	TD	LG
J. Elway	59	33	367	4/34	1	49	B. Favre	32	20	235	0/0	1	66
Total	59	33	367	4/34	1	49	Total	32	20	235	0/0	1	66
PASS							PASS						
RECEIVING	NO	YDS	LONGEST	TD			RECEIVING	NO	YDS	LONGEST	TD		
V. Johnson	10	148	49	1			S. Sharpe	10	70	16	0		
S. Sharpe	7	55	16	0			J. Harris	5	128	66	1		
D. Russell	5	75	29	0			M. Clayborn	2	21	15	0		
R. Bernstine	4	31	13	0			E. Bennett	2	12	6	0		
G. Milburn	3	20	13	0			R. Brooks	1	4	4	0		
A. Marshall	2	25	13	0									
R. Johnson	1	9	9	0									
R. Delpino	1	4	4	0									
Total	33	367	49	1			Total	20	235	66	1		
INTERCEPTIONS							INTERCEPTIONS						
NO	YDS	LONGEST	TD				NO	YDS	LONGEST	TD			
M. Croel	1	22	22	1			W. Simmons	1	19	19	0		
S. Dronett	1	7	7	0									
L. Lang	1	0	0	0									
Total	3	29	22	1			Total	1	19	19	0		
PUNTING							PUNTING						
NO	YDS	AVG	TB	IN20	LG		NO	YDS	AVG	TB	IN20	LG	
T. Rouen	3	120	40.0	0	1	46	B. Wagner	3	130	43.3	1	0	56
Total	3	120	40.0	0	1	46	Total	3	130	43.3	1	0	56
PUNT RETURNS							PUNT RETURNS						
NO	FC	YDS	LG	TD			NO	FC	YDS	LG	TD		
G. Milburn	2	0	13	9	0		R. Brooks	1	0	8	8	0	
(TOUCHBACK)	1	0	0	0	0		(DOWNED)	1	0	0	0	0	
							(OUT OF BOUNDS)	1	0	0	0	0	
Returns	2		13	9	0		Returns	1		8	8	0	
KICKOFF RTNS							KICKOFF RTNS						
NO	FC	YDS	LG	TD			NO	FC	YDS	LG	TD		
D. Russell	3	0	55	23	0		D. Thompson	4	0	64	19	0	
G. Milburn	3	0	37	14	0		R. Brooks	2	0	89	58	0	
(TOUCHBACK)	1	0	0	0	0								
Returns	6		92	23	0		Returns	6		153	68	0	
Denver Broncos							Green Bay Packers						
FUMBLES	FUM	OWN-REC	YDS	TD			FORCED	OPP-REC	YDS	TD	OUT-BDS		
G. Milburn	1	0	0	0	0		0	0	0	0	0		
K. Kartz	1	0	0	0	0		0	0	0	0	0		
R. Bernstine	0	1	0	0	0		0	0	0	0	0		
Total	2	1	0	0	0		0	0	0	0	0		
Green Bay Packers							Green Bay Packers						
FUMBLES	FUM	OWN-REC	YDS	TD			FORCED	OPP-REC	YDS	TD	OUT-BDS		
G. Teague	0	0	0	0	0		0	1	0	0	0		
Total	0	0	0	0	0		0	1	0	0	0		

	VISITOR BRONCO	HOME PACKER
TOTAL RETURN YARDAGE (Not Including Kickoffs)	42	27
No. and Yards Punt Returns	2-13	1-8
No. and Yards Kickoff Returns	6-92	6-153
No. and Yards Interception Returns	3-29	1-19
PENALTIES Number and Yards	13-112	10-74
FUMBLES Number and Lost	2-1	0-0
TOUCHDOWNS	3	3
Rushing	1	2
Passing	1	1
DEFENSIVE/KICKING GAME	1/0	0/0
EXTRA POINTS Made-Attempts	3-3	3-3
FIELD GOALS Made-Attempts	2-2	3-3
SAFETIES	0	0
FINAL SCORE	27	30
TIME OF POSSESSION	29:25	30:35

## DENVER 35, INDIANAPOLIS 13

DENVER, COLO., Oct. 3 - The Broncos returned to the friendly confines of Mile High Stadium in a big way, beating the Colts by 22. Denver played well in all facets of the game, the defense accounted for two interceptions (Dennis Smith and Tyrone Braxton), a forced fumble (Willie Oshodin), and held the Colts to just 165 passing yards. The offense chipped in with 196 yards rushing, with two touchdowns, and they tallied 260 yards passing with three touchdowns. Denver scored touchdowns on its first four possessions, after three Colt punts and a Tyrone Braxton interception of Jack Trudeau. Robert Delpino got the scoring barrage started on a two-yard plunge, giving the Broncos a 7-0 lead. Then it was Rod Bernstein on a nine-yard scamper that put the Broncos up 14. Glyn Milburn got into the act next as the beneficiary of a three-yard toss from John Elway, 21-0 Broncos. Not to be forgotten, Shannon Sharpe got loose for a 22-yard touchdown pass from Elway, putting the Broncos up by 28, still in the first half. Indianapolis answered with a Dean Biasucci 28-yard field goal, and following a John Elway fumble at the Broncos' 20 yard line with 35 seconds remaining in the half, Indianapolis scored its first touchdown, when Trudeau hit Kerry Cash from four yards out. Denver had a 28-10 lead at the intermission. Indianapolis scored first in the third quarter on another 28-yard field goal by Biasucci, cutting the score to 28-13. The Broncos answered back with another touchdown pass, but it wasn't Elway making the toss. Arthur Marshall threw his second career TD, with Derek Russell as the receiver. That would prove to be all the game's scoring, as the Broncos walked away with a 35-13 win to go 3-1 on the season.

FIELD GOALS (made ( ) & missed)						
D. Biasucci	(28) (28)	J. Elam	53S			
	1	2	3	4	OT	TOTAL
VISITOR	Indianapolis Colts	0	10	3	0	13
HOME	Denver Broncos	21	7	7	0	35

Team	Qtr	Clock Time	SCORING PLAY	SCORE Visitor Home
BRONCO	1	6:23	R. Delpino 2 yd. run (J. Elam,kick) (10-80,5:27)	0 7
BRONCO	1	2:59	R. Bernstein 9 yd. run (J. Elam,kick) (7-66,2:00)	0 14
BRONCO	1	0:41	G. Milburn 3 yd. pass from J. Elway (J. Elam,kick) (3-9,1:29)	0 21
BRONCO	2	6:42	S. Sharpe 22 yd. pass from J. Elway (J. Elam,kick) (13-73,8:02)	0 28
COLTS	2	1:53	D. Biasucci 28 yd. Field Goal (10-61,4:49)	3 28
COLTS	2	0:10	K. Cash 4 yd. pass from J. Trudeau (D. Biasucci,kick) (4-20,0:25)	10 28
COLTS	3	3:38	D. Biasucci 28 yd. Field Goal (9-53,4:51)	13 28
BRONCO	3	0:09	D. Russell 30 yd. pass from A. Marshall (J. Elam,kick) (9-80,3:29)	13 35

## FINAL INDIVIDUAL STATISTICS

Indianapolis Colts						Denver Broncos					
RUSHING	ATT	YDS	AVG	LG	TD	RUSHING	ATT	YDS	AVG	LG	TD
A. Johnson	11	67	6.1	12	0	R. Delpino	16	83	5.2	18	1
R. Potts	9	41	4.6	11	0	R. Bernstein	12	60	5.0	10	1
R. Culver	2	3	1.5	3	0	J. Elway	4	30	7.5	16	0
						G. Milburn	4	19	4.8	10	0
						R. Rivers	1	4	4.0	4	0
Total	22	111	5.0	12	0	Total	37	196	5.3	18	2
TKD/						TKD/					
PASSING	ATT	CMP	YDS	YD	TD LG IN	PASSING	ATT	CMP	YDS	YD	TD LG IN
J. Trudeau	25	12	138	1/5	1 37 1	J. Elway	30	20	230	1/2	2 22 0
J. George	8	3	27	0/0	0 19 1	A. Marshall	1	1	30	0/0	1 30 0
Total	33	15	165	1/5	1 37 2	Total	31	21	260	1/2	3 30 0

PASS RECEIVING						PASS RECEIVING					
NO	YDS	LONGEST	TD			NO	YDS	LONGEST	TD		
A. Johnson	6	32	9	0		G. Milburn	5	48	16	1	
K. Cash	4	62	37	1		D. Russell	4	64	30	1	
R. Potts	3	51	24	0		S. Sharpe	4	50	22	1	
R. Langhorne	1	14	14	0		R. Bernstein	3	28	21	0	
J. Hester	1	6	6	0		V. Johnson	2	43	22	0	
						R. Delpino	2	11	9	0	
						T. Kimbrough	1	16	16	0	
Total	15	165	37	1		Total	21	260	30	3	
INTERCEPTIONS						INTERCEPTIONS					
NO	YDS	LONGEST	TD			NO	YDS	LONGEST	TD		
						D. Smith	1	36	36	0	
						T. Braxton	1	25	25	0	
						Total	2	61	36	0	
PUNTING						PUNTING					
NO	YDS	AVG	TB	IN20	LG	NO	YDS	AVG	TB	IN20	LG
R. Stark	4	206	51.5	1	0 59	T. Rouen	1	40	40.0	0	1 40
Total	4	206	51.5	1	0 59	Total	1	40	40.0	0	1 40
PUNT RETURNS						PUNT RETURNS					
NO	FC	YDS	LG	TD		NO	FC	YDS	LG	TD	
(OUT OF BOUNDS)	1	0	0	0 0		G. Milburn	1	0	6	6 0	
						(DOWNED)	2	0	0	0 0	
						(TOUCHBACK)	1	0	0	0 0	
Returns	0		0	0 0		Returns	1		6	6 0	
KICKOFF RTNS						KICKOFF RTNS					
NO	FC	YDS	LG	TD		NO	FC	YDS	LG	TD	
C. Verdin	4	0	80	25 0		B. Meeks	1	0	9	9 0	
(TOUCHBACK)	2	0	0	0 0		(TOUCHBACK)	3	0	0	0 0	
Returns	4		80	25 0		Returns	1		9	9 0	
Indianapolis Colts FUMBLES						Indianapolis Colts FUMBLES					
FUM	OWN-REC	YDS	TD			FUM	OWN-REC	YDS	TD		
R. Potts	1		1	0 0		R. Potts	1		1	0 0	
S. Clancy	0		0	0 0		S. Clancy	0		0	0 0	
M. Brandon	0		0	0 0		M. Brandon	0		0	0 0	
J. Belser	0		0	0 0		J. Belser	0		0	0 0	
Total	1		1	0 0		Total	1		1	0 0	
Denver Broncos FUMBLES						Denver Broncos FUMBLES					
FUM	OWN-REC	YDS	TD			FUM	OWN-REC	YDS	TD		
W. Oshodin	0		0	0 0		W. Oshodin	0		0	0 0	
J. Elway	1		0	-4 0		J. Elway	1		0	-4 0	
R. Bernstein	1		0	0 0		R. Bernstein	1		0	0 0	
Total	2		0	-4 0		Total	2		0	-4 0	

## FINAL TEAM STATISTICS

				VISITOR COLTS	HOME BRONCO
TOTAL FIRST DOWNS				16	26
By Rushing				8	10
By Passing				7	16
By Penalty				1	0
THIRD DOWN EFFICIENCY				3-11-27%	10-14-71%
FOURTH DOWN EFFICIENCY				0-1-0%	0-1-0%
TOTAL NET YARDS				271	454
Total Offensive Plays (inc. times thrown passing)				56	69
Average gain per offensive play				4.8	6.6
NET YARDS RUSHING				111	196
Total Rushing Plays				22	37
Average gain per rushing play				5.0	5.3
NET YARDS PASSING				160	258
Times thrown - yards lost attempting to pass				1-5	1-2
Gross yards passing				165	260
PASS ATTEMPTS-COMPLETIONS-HAD INTERCEPTED				33-15-2	31-21-0
Average gain per pass play (inc. # thrown passing)				4.7	8.1
KICKOFFS Number-In End Zone-Touchbacks				4-3-3	6-3-2
PUNTS Number and Average				4-51.5	1-40
Had Blocked				0	0
FGs - PATs Had Blocked				0-0	0-0
TOTAL RETURN YARDAGE (Not Including Kickoffs)				0	67
No. and Yards Punt Returns				0-0	1-6
No. and Yards Kickoff Returns				4-80	1-9
No. and Yards Interception Returns				0-0	2-61
PENALTIES Number and Yards				7-40	8-60
FUMBLES Number and Lost				1-0	2-2
TOUCHDOWNS				1	5
Rushing				0	2
Passing				1	3
DEFENSIVE/KICKING GAME				0/0	0/0
EXTRA POINTS Made-Attempts				1-1	5-5
FIELD GOALS Made-Attempts				2-2	0-1
SAFETIES				0	0
FINAL SCORE				13	35
TIME OF POSSESSION				24:38	35:22

## KANSAS CITY 15, DENVER 7

KANSAS CITY, MO., Sept. 20 — In a Monday night game billed as a matchup between two of the AFC's best offensive teams, and two of the NFL's greatest quarterbacks, the defenses took center stage. Only one touchdown was scored in the game, along with five field goals. The Chiefs started the scoring on the game's opening drive. Nick Lowery made good on a 34-yard field goal to give the Chiefs an early 3-0 lead. The Broncos' first possession looked to start with promise, but a 23-yard completion from John Elway to Derek Russell resulted in a Russell fumble that was recovered and returned to the Denver 38 by the Chiefs' Kevin Ross. That turnover didn't hurt the Broncos in the scoring column, as the defense came on to force a Bryan Barker punt that pinned the Broncos in at their one-yard line. Denver quickly got some breathing room, as Elway hooked up again with Russell for a 36-yard gain. The drive ultimately ended with a Tom Rouen punt to the Chiefs' two yard line. Starting in the hole proved to be a little more successful for the Chiefs, as they took 11 plays to go 74 yards, to set up a 41-yard field goal by Lowery, giving the Chiefs a 6-0 lead. The Broncos' next possession also ended in a punt, but the Chiefs' Dale Carter fumbled the return, and the Broncos' Jeff Robinson recovered the loose ball at the Chiefs' 34. Again the Broncos couldn't go the distance, and Tom Rouen came on to punt the ball back to the Chiefs. The Chiefs took over at their own 13 and drove 53 yards in 10 plays, to get up yet another Lowery field goal. This time Lowery hit from 52 yards out, to give his team a 9-0 lead. After another Rouen punt, the Chiefs found themselves up nine in the middle of the second quarter, but the team added to its total on Lowery's fourth field goal of the half, a 44-yarder, taking a 12-0 lead into half-time. Neither team could move the ball effectively in the third period, but Lowery broke the scoring drought early in the fourth by hitting his fifth field goal in as many attempts, putting the Chiefs up 15-0. Elway and Vance Johnson later hooked up for the game's only touchdown from two yards out, but it wouldn't be enough as the Chiefs walked away with a 15-7 win.

FIELD GOALS (made ( ) & missed)						
N. Lowery (34) (41) (52) (44) (20)						
VISITOR	Denver Broncos	1	2	3	4	OT
HOME	Kansas City Chiefs	0	0	0	7	7
		6	6	0	3	15

Team	Qtr	Clock	Time	SCORING PLAY	SCORE
					Visitor Home
CHIEFS	1	12:24	N. Lowery 34 yd. Field Goal (6-32.2:36)	0	3
CHIEFS	1	2:37	N. Lowery 41 yd. Field Goal (11-74.5:45)	0	6
CHIEFS	2	8:56	N. Lowery 52 yd. Field Goal (10-53.5:50)	0	9
CHIEFS	2	4:07	N. Lowery 44 yd. Field Goal (7-43.3:12)	0	12
CHIEFS	4	9:21	N. Lowery 20 yd. Field Goal (12-84.6:51)	0	15
BRONCO	4	1:24	V. Johnson 2 yd. pass from J. Elway (J. Elam kick) (13-91.3:23)	7	15

## FINAL INDIVIDUAL STATISTICS

Denver Broncos					Kansas City Chiefs				
RUSHING	ATT	YDS	AVG	LG	TD	RUSHING	ATT	YDS	AVG
R. Delpino	3	15	5.0	12	0	M. Allen	17	91	5.4
G. Milburn	5	14	2.8	9	0	J. Montana	3	25	8.3
R. Bernstine	5	6	1.2	3	0	H. Williams	4	24	6.0
J. Elway	1	0	0.0	0	0	K. Anders	7	20	2.9
Total	14	35	2.5	12	0	Total	31	160	5.2

TKD/					TKD/				
PASSING	ATT	CMP	YDS	TD	LG	PASSING	ATT	CMP	YDS
J. Elway	45	28	300	0/0	1 36	J. Montana	36	21	273
Total	45	28	300	0/0	1 36	Total	36	21	273

PASS RECEIVING					PASS RECEIVING				
NO	YDS	LONGEST	TD		NO	YDS	LONGEST	TD	
S. Sharpe	9	81	14	0	W. Davis	8	139	35	0
G. Milburn	8	61	16	0	K. Anders	4	30	14	0
D. Russell	6	104	36	0	J. Birder	3	54	28	0
R. Bernstine	2	49	31	0	M. Dyal	2	14	11	0
V. Johnson	1	2	2	1	M. Allen	1	10	10	0
R. Rivers	1	2	2	0	K. Cash	1	9	9	0
R. Delpino	1	1	1	0	H. Jones	1	8	8	0
Total	28	300	36	1	E. Thompson	1	4	4	0
					J. Hayes	1	3	3	0
					T. Barnett	1	2	2	0
Total	21	273	35	0					

INTERCEPTIONS					INTERCEPTIONS								
NO	YDS	LONGEST	TD		NO	YDS	LONGEST	TD					
Total	0	0	0	0	J. Taylor	1	0	0	0				
					Total	1	0	0	0				
PUNTING					PUNTING								
NO	YDS	AVG	TB	IN20	LG	NO	YDS	AVG	TB	IN20	LG		
Rouen	8	377	47.1	1	4	60	Barker	6	222	37.0	0	3	54
Total	8	377	47.1	1	4	60	Total	6	222	37.0	0	3	54

PUNT RETURNS	NO	FC	YDS	LG	TD	PUNT RETURNS	NO	FC	YDS	LG	TD
G. Milburn	1	2	5	5	0	J. Birder	3	0	32	12	0
(DOWNED)	1	0	0	0	0	D. Carter	1	0	2	2	0
(OUT OF BOUNDS)	2	0	0	0	0	(DOWNED)	1	0	0	0	0
						(OUT OF BOUNDS)	2	0	0	0	0
						(TOUCHBACK)	1	0	0	0	0

Returns	1	5	5	0	Returns	4	34	12	0		
KICKOFF RTNS	NO	FC	YDS	LG	TD	KICKOFF RTNS	NO	FC	YDS	LG	TD
D. Russell	3	0	50	18	0	R. Dickerson	1	0	44	44	0
(TOUCHBACK)	3	0	0	0	0	( )	1	0	0	0	0
Returns	3		50	18	0	Returns	2		44	44	0

Denver Broncos					FUMBLES				
FUM	OWN-REC	YDS	TD	FORCED	OPP-REC	YDS	TD	OUT-BDS	
D. Russell	1	0	0	0	0	0	0	0	0
J. Robinson	0	0	0	0	0	1	0	0	0
K. Kartz	1	0	-17	0	0	0	0	0	0
J. Elway	0	1	0	0	0	0	0	0	0
G. Milburn	1	0	0	0	0	0	0	0	0
Total	3	1	-17	0	0	1	0	0	0

Kansas City Chiefs					FUMBLES				
FUM	OWN-REC	YDS	TD	FORCED	OPP-REC	YDS	TD	OUT-BDS	
D. Whitmore	0	0	0	0	1	0	0	0	0
K. Ross	0	0	0	0	0	1	22	0	0
D. Carter	1	0	0	0	0	0	0	0	0
D. Mickel	0	0	0	0	1	1	0	0	0
Total	1	0	0	0	2	2	22	0	0

## FINAL TEAM STATISTICS

		VISITOR BRONCO	HOME CHIEFS
TOTAL FIRST DOWNS		17	21
By Rushing		1	9
By Passing		12	12
By Penalty		4	0
THIRD DOWN EFFICIENCY		4-13-31%	4-15-27%
FOURTH DOWN EFFICIENCY		0-0-0%	0-0-0%
TOTAL NET YARDS		335	414
Total Offensive Plays (inc. times thrown passing)		59	70
Average gain per offensive play		5.7	5.9
NET YARDS RUSHING		35	160
Total Rushing Plays		14	31
Average gain per rushing play		2.5	5.2
NET YARDS PASSING		300	254
Times thrown - yards lost attempting to pass		0-0	3-19
Gross yards passing		300	273
PASS ATTEMPTS-COMPLETIONS-HAD INTERCEPTED		45-28-1	36-21-0
Average gain per pass play (inc. # thrown passing)		6.7	6.5
KICKOFFS Number-In End Zone-Touchbacks		2-1-0	6-3-3
PUNTS Number and Average		8-47.1	6-37
Had Blocked		0	0
FGs - PATs Had Blocked		0-0	0-0
TOTAL RETURN YARDAGE (Not Including Kickoffs)		6	34
No. and Yards Punt Returns		1-5	4-34
No. and Yards Kickoff Returns		3-50	2-44
No. and Yards Interception Returns		0-0	1-0
PENALTIES Number and Yards		14-75	11-105
FUMBLES Number and Lost		3-2	3-1
TOUCHDOWNS		1	0
Rushing		0	0
Passing		1	0
DEFENSIVE/KICKING GAME		0/0	0/0
EXTRA POINTS Made-Attempts		1-1	0-0
FIELD GOALS Made-Attempts		0-0	5-5
SAFETIES		0	0
FINAL SCORE		7	15
TIME OF POSSESSION		22:33	37:27

## DENVER 34, SAN DIEGO 17

DENVER, COLO., Sept. 12 — The Broncos' home opener was truly a team effort, as the offense tallied 34 points, with 342 net yards, and the defense bent a little but didn't break, forcing two turnovers and holding the Chargers scoreless in the first half. Denver jumped out to a 17-0 lead in the first half, scoring all 17 points in the second quarter. A 34-yard touchdown from John Elway to Arthur Marshall started the scoring barrage, then it was Elway to Reggie Rivers from 12 yards out, and Jason Elam tacked on a 20-yard field goal to round out the first half's scoring. The Chargers came back in their first two drives of the second half. Following



a Marquez Pope interception of Elway, Stan Humphries led the Chargers on an eight play, 47-yard drive, that ended with a 25-yard touchdown pass from Humphries to Derrick Walker. The Broncos' next drive also ended because of a turnover, when Reggie Johnson fumbled after a pass completion. Again it was the Chargers' Pope forcing the fumble with the recovery going to Darrien Gordon, setting up the Chargers first and 10 at the Broncos' 35. Four plays later, Humphries hooked up with Nate Lewis for a 24-yard touchdown, which closed the gap to three, 17-14. The Broncos answered the challenge on their next possession, going 80 yards in 12 plays. The drive ended on a one-yard touchdown plunge from Rod Bernstine, giving the Broncos a ten-point lead. The Chargers drove down field on their next possession, adding their first field goal from John Carney to pull within seven, but that was all the scoring they could muster, as the Broncos tacked on another Elam field goal and a Robert Delpino touchdown to win by 17 points, 34-17.

FIELD GOALS (made ( ) & missed)									
J. Carney	(30)	J. Elam				(20)	(54)		
		1	2	3	4	OT	TOTAL		
VISITOR	San Diego Chargers	0	0	14	3		17		
HOME	Denver Broncos	0	17	7	10		34		

Team	Qtr	Clock Time	SCORING PLAY	Visitor	Home
BRONCO	2	13:00	A. Marshall 34 yd. pass from J. Elam (J. Elam kick) (7-87,3:01)	0	7
BRONCO	2	12:09	R. Rivers 12 yd. pass from J. Elam (J. Elam kick) (1-12,0:06)	0	14
BRONCO	2	5:21	J. Elam 20 yd. Field Goal (11-62,4:23)	0	17
CHARGER	3	10:07	D. Walker 25 yd. pass from S. Humphries (J. Carney kick) (8-47,3:26)	7	17
CHARGER	3	7:48	N. Lewis 24 yd. pass from S. Humphries (J. Carney kick) (4-35,1:18)	14	17
BRONCO	3	0:59	R. Bernstine 1 yd. run (J. Elam kick) (12-80,6:49)	14	24
CHARGER	4	9:25	J. Carney 30 yd. Field Goal (17-69,6:34)	17	24
BRONCO	4	3:36	J. Elam 54 yd. Field Goal (4-7,1:31)	17	27
BRONCO	4	1:55	R. Delpino 1 yd. run (J. Elam kick) (3-6,0:26)	17	34

## FINAL INDIVIDUAL STATISTICS

San Diego Chargers							Denver Broncos						
RUSHING	ATT	YDS	AVG	LG	TD		RUSHING	ATT	YDS	AVG	LG	TD	
R. Harmon	9	42	4.7	11	0		R. Bernstine	14	39	2.8	9	1	
N. Means	4	13	3.3	6	0		G. Milburn	3	15	5.0	14	0	
E. Blenিয়ে	2	5	2.5	8	0		R. Rivers	2	3	1.5	3	0	
M. Butts	8	4	0.5	3	0		R. Delpino	2	2	1.0	1	1	
S. Humphries	1	4	4.0	4	0		J. Elway	1	-1	-1.0	-1	0	
Total	24	68	2.8	11	0		Total	22	58	2.6	14	2	

PASSING	ATT	CMP	YDS	TD	LG	IN	PASSING	ATT	CMP	YDS	TD	LG	IN
S. Humphries	49	28	298	4/16	2	25	J. Elway	34	24	294	1/10	2	46
J. Friesz	6	3	40	0/0	0	20							
Total	55	31	338	4/16	2	25	Total	34	24	294	1/10	2	46

PASS RECEIVING	NO	YDS	LONGEST	TD	PASS RECEIVING	NO	YDS	LONGEST	TD
N. Lewis	10	119	24	1	A. Marshall	6	76	34	1
R. Harmon	10	81	15	0	R. Bernstine	4	22	12	0
A. Miller	5	46	12	0	S. Sharpe	3	47	32	0
D. Walker	2	36	25	1	D. Russell	3	36	17	0
M. Butts	2	35	23	0	V. Johnson	2	57	46	0
J. Barnes	1	16	16	0	R. Rivers	2	24	12	1
A. Pupunu	1	5	5	0	G. Milburn	2	9	5	0
					R. Johnson	1	18	18	0
					R. Delpino	1	5	5	0
Total	31	338	25	2	Total	24	294	46	2

INTERCEPTIONS	NO	YDS	LONGEST	TD	INTERCEPTIONS	NO	YDS	LONGEST	TD
M. Pope	1	12	12	0	S. Atwater	1	68	68	0
Total	1	12	12	0	Total	1	68	68	0

PUNTING	NO	YDS	AVG	TB	IN20	LG	PUNTING	NO	YDS	AVG	TB	IN20	LG
J. Carney	4	155	38.8	0	1	46	T. Rouen	4	197	49.3	0	3	58
J. Kidd	2	88	44.0	1	0	46							
Total	6	243	40.5	1	1	46	Total	4	197	49.3	0	3	58

PUNT RETURNS	NO	FC	YDS	LG	TD	PUNT RETURNS	NO	FC	YDS	LG	TD
D. Gordon	2	0	19	14	0	G. Milburn	3	1	46	30	0
(OUT OF BOUNDS)	2	0	0	0	0	(DOWNED)	1	0	0	0	0
						(TOUCHBACK)	1	0	0	0	0
Returns	2		19	14	0	Returns	3		46	30	0

KICKOFF RTNS	NO	FC	YDS	LG	TD	KICKOFF RTNS	NO	FC	YDS	LG	TD
N. Lewis	2	0	38	23	0	D. Russell	1	0	15	15	0
N. Means	1	0	8	8	0	(TOUCHBACK)	3	0	0	0	0
(TOUCHBACK)	4	0	0	0	0						
Returns	3		46	23	0	Returns	1		15	15	0

San Diego Chargers										
FUMBLES	FUM	OWN-REC	YDS	TD	FORCED	OPP-REC	YDS	TD	OUT-BDS	
E. Blenিয়ে	1	0	0	0	0	0	0	0	0	0
M. Pope	0	0	0	0	1	0	0	0	0	0
D. Gordon	0	0	0	0	0	1	-2	0	0	0
Total	1	0	0	0	1	1	-2	0	0	0

Denver Broncos										
FUMBLES	FUM	OWN-REC	YDS	TD	FORCED	OPP-REC	YDS	TD	OUT-BDS	
D. Smith	0	0	0	0	1	0	0	0	0	0
K. Mecklenberg	0	0	0	0	0	1	0	0	0	0
R. Johnson	1	0	0	0	0	0	0	0	0	0
Total	1	0	0	0	1	1	0	0	0	0

## FINAL TEAM STATISTICS

	VISITOR CHARGER	HOME BRONCO
TOTAL FIRST DOWNS	26	17
By Rushing	6	5
By Passing	19	11
By Penalty	1	1
THIRD DOWN EFFICIENCY	8-17-47%	6-13-46%
FOURTH DOWN EFFICIENCY	1-2-50%	0-0-0%
TOTAL NET YARDS	390	342
Total Offensive Plays (inc. times thrown passing)	83	57
Average gain per offensive play	4.7	6.0
NET YARDS RUSHING	68	58
Total Rushing Plays	24	22
Average gain per rushing play	2.8	2.6
NET YARDS PASSING	322	284
Times thrown - yards lost attempting to pass	4-16	1-10
Gross yards passing	338	294
PASS ATTEMPTS-COMPLETIONS-HAD INTERCEPTED	55-31-1	34-24-1
Average gain per pass play (inc. # thrown passing)	5.5	8.1
KICKOFFS Number-In End Zone-Touchbacks	4-4-3	7-5-4
PUNTS Number and Average	6-40.5	4-49.3
Had Blocked	0	0
FGs - PATs Had Blocked	0-0	0-0
TOTAL RETURN YARDAGE (Not Including Kickoffs)	31	114
No. and Yards Punt Returns	2-19	3-46
No. and Yards Kickoff Returns	3-46	1-15
No. and Yards Interception Returns	1-12	1-68
PENALTIES Number and Yards	6-58	5-34
FUMBLES Number and Lost	1-1	1-1
TOUCHDOWNS	2	4
Rushing	0	2
Passing	2	2
DEFENSIVE/KICKING GAME	0/0	0/0
EXTRA POINTS Made-Attempts	2-2	4-4
FIELD GOALS Made-Attempts	1-1	2-2
SAFETIES	0	0
FINAL SCORE	17	34
TIME OF POSSESSION	33:07	26:53

## DENVER 26, NEW YORK JETS 20

EAST RUTHERFORD, N.J., Sept. 5 - The Denver Broncos opened the regular season with an impressive win over the New York Jets, 26-20. This was the first regular season game for Wade Phillips as the Broncos' new head coach. The Broncos came into the game with a high-powered offense led by quarterback John Elway, but rookie kicker Jason Elam accounted for all of the first quarter scoring, hitting field goals from 28 and 30 yards out. New York's Cary Blanchard answered Elam's challenge by hitting field goals from 22 and 43 yards in the second quarter, tying the score 6-6. Cornerback Tyrone Braxton had a big first half, his interception and forced fumble put the Broncos into position for the two first half field goals. Just before half-time, Elway started the Broncos' last drive with 58 seconds remaining. That proved to be more than enough time as Elway handed off to running back Glyn Milburn for 15 yards. Then it was Elway to tight end Shannon Sharpe for a 34-yard gain. On the next play Elway hit Derek Russell for 17 yards, setting up a first and goal from the three with 32 seconds left. It was on the very next play that Elway hit Cedric Tillman for the game's first touchdown. The Broncos took a 13-7 lead into the locker room. On the Broncos' first possession of the second half Milburn capped off an 80-yard drive with 25-yard touchdown pass from John Elway, making the score 20-6. On the Jets' first possession, Denver's outside linebacker Simon Fletcher applied enough pressure to force a fumble by the Jet's quarterback Boomer Esiason. That turnover would eventually lead to a 31-yard field goal by Elam, putting the Broncos up 23-6. After another failed drive by the Jets, and with a 36-yard punt return by Milburn, the Broncos again

found themselves in good field position, starting at their own 43. This possession yielded yet another Elam field goal, this time from 41 yards out, giving the Broncos a commanding 26-6 lead. In the fourth quarter the Jets made some noise with two touchdown passes from Esiason to Johnny Mitchell and Rob Moore, but in the end it would not be enough as the Broncos walked away with a 26-20 road win.

FIELD GOALS (made ( ) & missed)									
J. Elam	(28) (30) (41) (41)	C. Blanchard		(22) (43)					
VISITOR	Denver Broncos	1	2	3	4	OT	TOTAL		
HOME	New York Jets	6	7	13	0				
		0	6	0	14		20		

Team	Qtr	Clock Time	SCORING PLAY				SCORE	
							Visitor	Home
BRONCO	1	9:34	J. Elam 28 yd. Field Goal (8-32.3:42)				3	0
BRONCO	1	3:03	J. Elam 30 yd. Field Goal (9-32.4:56)				6	0
JETS	2	12:19	C. Blanchard 22 yd. Field Goal (10-77.5:44)				6	3
JETS	2	1:05	C. Blanchard 43 yd. Field Goal (6-46.1:48)				6	6
BRONCO	2	0:27	C. Tillman 3 yd. pass from J. Elway (J. Elam kick) (4-72.0:38)				13	6
BRONCO	3	10:41	G. Milburn 25 yd. pass from J. Elway (J. Elam kick) (8-80.4:19)				20	6
BRONCO	3	8:01	J. Elam 41 yd. Field Goal (6-2.2:24)				23	6
BRONCO	3	1:43	J. Elam 41 yd. Field Goal (8-33.3:30)				26	6
JETS	4	10:37	J. Mitchell 5 yd. pass from B. Esiason (C. Blanchard kick) (5-48.1:25)				26	13
JETS	4	1:51	R. Moore 6 yd. pass from B. Esiason (C. Blanchard kick) (12-66.3:38)				26	20

### FINAL INDIVIDUAL STATISTICS

Denver Broncos							New York Jets						
RUSHING	ATT	YDS	AVG	LG	TD		RUSHING	ATT	YDS	AVG	LG	TD	
R. Bernstine	19	44	2.3	9	0		B. Thomas	9	44	4.9	24	0	
G. Milburn	5	38	7.6	15	0		B. Baxter	6	14	2.3	9	0	
J. Elway	5	19	3.8	17	0		J. Johnson	3	13	4.3	5	0	
R. Delpino	2	-2	-1.0	-1	0		B. Esiason	1	0	0.0	0	0	
R. Rivers	1	0	0.0	0	0								
Total	32	99	3.1	17	0		Total	19	71	3.7	24	0	

TKD/										TKD/									
PASSING	ATT	CMP	YDS	YD	TD	LG	IN			PASSING	ATT	CMP	YDS	YD	TD	LG	IN		
J. Elway	29	20	269	2/15	2	50	0			B. Esiason	40	29	371	3/20	2	43	1		
Total	29	20	269	2/15	2	50	0			Total	40	29	371	3/20	2	43	1		

PASS RECEIVING						PASS RECEIVING					
	NO	YDS	LONGEST	TD			NO	YDS	LONGEST	TD	
S. Sharpe	7	79	37	0		R. Moore	9	140	43	1	
R. Johnson	4	70	38	0		J. Johnson	6	52	12	0	
R. Bernstine	3	11	9	0		T. Mathis	4	74	28	0	
G. Milburn	2	75	50	1		J. Mitchell	3	43	36	1	
D. Russell	1	17	17	0		B. Thomas	3	9	6	0	
R. Rivers	1	9	9	0		C. Burkett	2	33	21	0	
R. Delpino	1	5	5	0		R. Carpenter	1	16	16	0	
C. Tillman	1	3	3	1		B. Baxter	1	4	4	0	
Total	20	269	50	2		Total	29	371	43	2	

INTERCEPTIONS						INTERCEPTIONS					
	NO	YDS	LONGEST	TD			NO	YDS	LONGEST	TD	
T. Braxton	1	0	0	0		Total	0	0	0	0	
Total	1	0	0	0							

PUNTING							PUNTING						
	NO	YDS	AVG	TB	IN20	LG		NO	YDS	AVG	TB	IN20	LG
T. Rouen	3	117	39.0	0	0	45	L. Aguilar	2	106	53.0	0	1	53
Total	3	117	39.0	0	0	45	Total	2	106	53.0	0	1	53

PUNT RETURNS						PUNT RETURNS					
	NO	FC	YDS	LG	TD		NO	FC	YDS	LG	TD
G. Milburn	2	0	35	36	0	T. Mathis	0	2	0	0	0
						(DOWNED)	1	0	0	0	0
Returns	2		35	36	0	Returns	0		0	0	0

Returns	2		35	36	0	Returns	0		0	0	0
KICKOFF RTNS	NO	FC	YDS	LG	TD	KICKOFF RTNS	NO	FC	YDS	LG	TD
D. Russell	3	0	79	34	0	A. Murrell	5	0	83	22	0
R. Bernstine	0	0	0	0	0	(TOUCHBACK)	1	0	0	0	0
(TOUCHBACK)	1	0	0	0	0						
Returns	3		79	34	0	Returns	5		83	22	0

Denver Broncos FUMBLES									
	FUM	OWN-REC	YDS	TD	FORCED	OPP-REC	YDS	TD	OUT-BDS
T. Braxton	0	0	0	0	2	0	0	0	0
D. Williams	0	0	0	0	0	1	0	0	0
S. Fletcher	0	0	0	0	1	1	0	0	0
R. Bernstine	1	0	0	0	0	0	0	0	0
Total	1	0	0	0	3	2	0	0	0

New York Jets FUMBLES									
	FUM	OWN-REC	YDS	TD	FORCED	OPP-REC	YDS	TD	OUT-BDS
T. Mathis	1	0	0	0	0	0	0	0	0
B. Esiason	2	1	0	0	0	0	0	0	0
R. Lott	0	0	0	0	1	0	0	0	0
J. Haaty	0	0	0	0	0	1	-2	0	0
J. Johnson	1	1	0	0	0	0	0	0	0
Total	4	2	0	0	1	1	-2	0	0

### FINAL TEAM STATISTICS

	VISITOR BRONCO	HOME JETS
TOTAL FIRST DOWNS	18	20
By Rushing	7	3
By Passing	11	16
By Penalty	0	1
THIRD DOWN EFFICIENCY	5-14-36%	2-12-17%
FOURTH DOWN EFFICIENCY	0-1-0%	2-4-50%
TOTAL NET YARDS	353	422
Total Offensive Plays (inc. times thrown passing)	63	62
Average gain per offensive play	5.6	6.8
NET YARDS RUSHING	99	71
Total Rushing Plays	32	19
Average gain per rushing play	3.1	3.7
NET YARDS PASSING	254	351
Times thrown - yards lost attempting to pass	2-15	3-20
Gross yards passing	269	371
PASS ATTEMPTS-COMPLETIONS-HAD INTERCEPTED	29-20-0	40-29-1
Average gain per pass play (inc. # thrown passing)	8.2	8.2
KICKOFFS Number-In End Zone-Touchbacks	7-1-1	5-2-1
PUNTS Number and Average	3-39	2-53
Had Blocked	0	0
FGs - PATs Had Blocked	0-0	0-0
TOTAL RETURN YARDAGE (Not Including Kickoffs)	35	0
No. and Yards Punt Returns	2-35	0-0
No. and Yards Kickoff Returns	3-79	6-83
No. and Yards Interception Returns	1-0	0-0
PENALTIES Number and Yards	3-19	6-45
FUMBLES Number and Lost	1-1	4-2
TOUCHDOWNS	2	2
Rushing	0	0
Passing	2	2
DEFENSIVE/KICKING GAME	0/0	0/0
EXTRA POINTS Made-Attempts	2-2	2-2
FIELD GOALS Made-Attempts	4-4	2-2
SAFETIES	0	0
FINAL SCORE	26	20
TIME OF POSSESSION	33:09	26:51

### FUTURE SUPER BOWLS

#### Super Bowl XXIX

January 29, 1995 ..... Joe Robbie Stadium, Miami, Florida

#### Super Bowl XXX

Date TBA ..... Sun Devil Stadium, Tempe, Arizona

#### Super Bowl XXXI

Date TBA ..... New Orleans Superdome, New Orleans, LA

## 1993 FINAL STANDINGS

### American Football Conference

		Western Division				Pts.	Opp
		W	L	T	Pct.		
* Kansas City		11	5	0	.688	328	291
# Los Angeles Raiders		10	6	0	.625	306	326
# Denver		9	7	0	.563	373	284
San Diego		8	8	0	.500	322	290
Seattle		6	10	0	.375	280	314
		Central Division				Pts.	Opp
		W	L	T	Pct.		
* Houston		12	4	0	.750	368	238
# Pittsburgh		9	7	0	.563	308	281
Cleveland		7	9	0	.438	304	307
Cincinnati		3	13	0	.188	187	319
		Eastern Division				Pts.	Opp
		W	L	T	Pct.		
* Buffalo		12	4	0	.750	329	242
Miami		9	7	0	.563	349	351
New York Jets		8	8	0	.500	270	247
New England		5	11	0	.313	238	286
Indianapolis		4	12	0	.250	189	378

### National Football Conference

		Western Division				Pts.	Opp.
		W	L	T	Pct.		
* San Francisco		10	6	0	.625	473	295
New Orleans		8	8	0	.500	317	343
Atlanta		6	10	0	.375	316	385
Los Angeles Rams		5	11	0	.313	221	367
		Central Division				Pts.	Opp.
		W	L	T	Pct.		
* Detroit		10	6	0	.625	298	292
# Minnesota		9	7	0	.563	277	290
# Green Bay		9	7	0	.563	340	282
Chicago		7	9	0	.438	234	230
Tampa Bay		5	11	0	.313	237	376
		Eastern Division				Pts.	Opp.
		W	L	T	Pct.		
* Dallas		12	4	0	.750	376	229
# New York Giants		11	5	0	.688	288	205
Philadelphia		8	8	0	.500	293	315
Phoenix		7	9	0	.438	326	269
Washington		4	12	0	.250	230	345

\*Division Champion; #Wild Card Team

## POST-SEASON RESULTS

(Home teams in CAPS)

### AFC First Round Playoffs

KANSAS CITY 27, Pittsburgh 24 (OT)  
L.A. RAIDERS 42, Denver 24

### AFC Divisional Playoffs

BUFFALO 29, L.A. Raiders 23  
HOUSTON 20, Kansas City 28

### AFC Championship Game

BUFFALO 30, Kansas City 13

### Super Bowl XXVIII

BUFFALO 13, Dallas 30

### NFC First Round Playoffs

DETROIT 24, Green Bay 28  
N.Y. GIANTS 17, Minnesota 10

### NFC Divisional Playoffs

SAN FRANCISCO 44, N.Y. Giants 3  
DALLAS 27, Green Bay 17

### NFC Championship Game

DALLAS 38, San Francisco 21

### AFC-NFC Pro Bowl

AFC 3, NFC 17

## NOTABLE PERFORMANCES

### THE LAST TIME

(1993 performances boldfaced)

#### 100 YARDS RUSHING—

**Broncos:** Rod Bernstein, 20-103, at Chicago, 12/18/93.

**Opponents:** Thurman Thomas, 26-120, 1TD, at Buffalo, 12/12/92.

#### 300 YARDS PASSING—

**Broncos:** John Elway, 25/36, 361 yards, 3TD, at Los Angeles, 1/2/94.

**Opponents:** Jeff Hostetler, 25/41, 310 yards, 3TD, at Los Angeles, 1/2/94.

#### 100 YARDS RECEIVING—

**Broncos:** Shannon Sharpe, 6-115, 2TD, at Los Angeles, 1/2/94.

**Opponents:** Tim Brown, 11-173, 2TD, at Los Angeles, 1/2/94.

#### SHUTOUT—

**Broncos:** Denver 12, at Cleveland 0, 9/27/92.

**Opponents:** at LA Raiders 24, Denver 0, 11/22/92.

#### 40 POINTS—

**Broncos:** at Denver 45, Cincinnati 14, 9/1/91.

**Opponents:** at Kansas City 42, Denver 20, 12/27/92.

#### PUNT RETURN FOR TOUCHDOWN—

**Broncos:** Kevin Clark, 71 yards, vs. San Diego, 12/27/87.

**Opponents:** Mel Gray, 66 yards, at New Orleans, 11/20/88.

#### KICKOFF RETURN FOR TOUCHDOWN—

**Broncos:** Randy Montgomery, 94 yards, at San Diego, 9/24/72.

**Opponents:** Gary Anderson, 98 yards, vs. San Diego, 11/17/85.

#### INTERCEPTION RETURN FOR TOUCHDOWN—

**Broncos:** Wymon Henderson, 46 yards, vs. NY Jets, 11/8/92.

**Opponents:** Dale Carter, 36 yards, at Kansas City, 12/27/92.

#### FUMBLE RETURN FOR TOUCHDOWN (DEFENSE)—

**Broncos:** Michael Brooks, 54 yards, vs. LA Raiders, 9/6/92.

**Opponents:** Derrick Thomas, recovered fumble in end zone, at Kansas City, 12/27/92.

#### BLOCKED PUNT—

**Broncos:** Reggie Rivers, vs. Kansas City, 12/12/93.

**Opponents:** Aundray Bruce, at Los Angeles, 1/2/94.

#### BLOCKED PUNT RETURN FOR TOUCHDOWN—

**Broncos:** Rob Nairne, 22 yards, vs. New England, 11/11/79.

**Opponents:** Bubba McDowell, in end zone, at Houston, 10/6/91.

#### BLOCKED FIELD GOAL—

**Broncos:** Dennis Smith, vs. NY Jets, 11/8/92.

**Opponents:** Tim Irwin, vs. Minnesota, 11/14/93.

#### BLOCKED FIELD GOAL RETURNED FOR TOUCHDOWN—

**Broncos:** Louis Wright, 60 yards, vs. San Diego, 11/17/85.

**Opponents:** Cornelius Bennett, 80 yards, at Buffalo, 9/30/90.

#### SAFETY—

**Broncos:** Reggie Rivers blocked Brian Hansen punt through end zone, at Cleveland, 11/7/93.

**Opponents:** Rod Stephens sacked John Elway in end zone, at Seattle, 11/28/93.



# HISTORY AND RECORDS



SIMON FLETCHER LED THE TEAM IN SACKS FOR A RECORD SIXTH STRAIGHT YEAR AND WAS NAMED THE TEAM'S DEFENSIVE MVP FOR THE SECOND TIME IN AS MANY YEARS. FLETCHER ALSO MOVED INTO FIRST PLACE ON THE TEAM'S ALL-TIME SACK LIST WITH 85.5 CAREER SACKS.

# ALL TIME GAME RESULTS

(Sunday Afternoon games, unless otherwise indicated)

Mo. Date Attendance Score W/L Opponent (Game Site) (Remarks) (\*=Overtime Game)

## 1960 DENVER BRONCOS — HEAD COACH FRANK FILCHOCK

### 1960 PRE-SEASON

Aug 5	4,706	6-43	L	Boston Patriots (Providence, R.I.) (Fri night)
Aug 13	6,200	14-31	L	Buffalo Bills (Rochester, New York) (Sat night)
Aug 20	19,500	3-42	L	Houston Oilers (Jeppesen Stadium) (Sat night)
Aug 27	5,500	0-48	L	Dallas Texans (Little Rock, Arkansas) (Sat night)
Sep 3	21,516	30-36	L	Los Angeles Chargers (L.A. Coliseum) (Sat night)
	57,422	53-192		

### BRONCOS LOST 5.

### 1960 REGULAR SEASON

Sep 9	21,597	13-10	W	Boston Patriots (Boston Univ. Field) (Fri night)
Sep 18	15,229	27-21	W	Buffalo Bills (War Memorial Stadium)
Sep 23	20,462	24-28	L	New York Titans (Polo Grounds) (Fri night)
Oct 2	18,372	31-14	W	Oakland Raiders (Bears Stadium)
Oct 16	19,141	19-23	L	Los Angeles Chargers (Bears Stadium)
Oct 23	12,683	31-24	W	Boston Patriots (Bears Stadium)
Oct 30	13,002	14-17	L	Dallas Texans (Bears Stadium)
Nov 6	14,489	25-45	L	Houston Oilers (Bears Stadium)
Nov 13	21,000	7-34	L	Dallas Texans (Cotton Bowl)
Nov 20	20,778	10-20	L	Houston Oilers (Jeppesen Stadium)
Nov 27	7,785	38-38	T	Buffalo Bills (Bears Stadium)
Dec 4	5,861	27-30	L	New York Titans (Bears Stadium)
Dec 10	9,928	33-41	L	Los Angeles Chargers (Coliseum) (Sat)
Dec 16	7,000	10-48	L	Oakland Raiders (Kezar Stadium) (Fri night)
	207,327	309-393		(Bye Oct 9)

### BRONCOS WON 4, LOST 9, 1 TIE. (4TH AFL WEST)

## 1961 DENVER BRONCOS — HEAD COACH FRANK FILCHOCK

### 1961 PRE-SEASON

Aug 12	10,000	13-31	L	Dallas Texans (Midland, Texas) (Sat night)
Aug 19	6,500	48-21	W	Oakland Raiders (Spokane, Washington) (Sat night)
Aug 25	21,710	27-29	L	Dallas Texans (Fort Worth, Texas) (Fri night)
Sep 1	10,087	10-42	L	Houston Oilers (Mobile, Alabama) (Fri night)
Sep 4	8,300	12-49	L	Oakland Raiders (Candlestick Park) (Mon)
	54,597	110-172		

### BRONCOS WON 1, LOST 4.

### 1961 REGULAR SEASON

Sep 10	16,636	22-10	W	Buffalo Bills (War Memorial Stadium)
Sep 16	14,479	17-45	L	Boston Patriots (Boston Univ. Field) (Sat night)
Sep 24	14,381	28-35	L	New York Titans (Polo Grounds)
Oct 1	8,361	19-33	L	Oakland Raiders (Candlestick Park)
Oct 8	14,500	12-19	L	Dallas Texans (Bears Stadium)
Oct 15	11,129	27-24	W	Oakland Raiders (Bears Stadium)
Oct 22	12,508	27-10	W	New York Titans (Bears Stadium)
Oct 29	32,584	0-37	L	San Diego Chargers (Balboa Stadium)
Nov 5	11,564	14-55	L	Houston Oilers (Bears Stadium)
Nov 12	7,859	16-19	L	San Diego Chargers (Bears Stadium)
Nov 19	7,645	10-23	L	Buffalo Bills (Bears Stadium)
Nov 26	27,874	14-45	L	Houston Oilers (Jeppesen Stadium)
Dec 3	9,303	24-28	L	Boston Patriots (Bears Stadium)
Dec 10	8,000	21-49	L	Dallas Texans (Cotton Bowl)
	196,823	251-432		(Bye Dec 17)

### BRONCOS WON 3, LOST 11. (3RD AFL WEST)

## 1962 DENVER BRONCOS — HEAD COACH JACK FAULKNER

### 1962 PRE-SEASON

Aug 10	11,500	17-33	L	Houston Oilers (Atlanta, Georgia) (Fri night)
Aug 18	19,168	24-31	L	San Diego Chargers (Balboa Stadium) (Sat night)
Aug 24	18,000	27-24	W	Dallas Texans (Fort Worth, Texas) (Fri night)
Aug 31	5,000	41-12	W	Oakland Raiders (Stockton, California) (Fri night)

### BRONCOS WON 2, LOST 2.

### 1962 REGULAR SEASON

Sep 7	28,000	30-21	W	San Diego Chargers (Univ. of Denver Stadium) (Fri night)
Sep 15	30,577	23-20	W	Buffalo Bills (War Memorial Stadium) (Sat night)
Sep 21	21,038	16-41	L	Boston Patriots (Boston Univ. Field) (Fri night)
Sep 30	17,213	32-10	W	New York Titans (Polo Grounds)
Oct 5	22,452	44-7	W	Oakland Raiders (Bears Stadium) (Fri night)
Oct 14	7,000	23-6	W	Oakland Raiders (Frank Youell Field)
Oct 21	34,496	20-10	W	Houston Oilers (Bears Stadium)
Oct 28	26,051	38-45	L	Buffalo Bills (Bears Stadium)
Nov 4	20,827	23-20	W	San Diego Chargers (Balboa Stadium)
Nov 11	28,187	29-33	L	Boston Patriots (Bears Stadium)
Nov 18	23,523	3-24	L	Dallas Texans (Bears Stadium)
Nov 22	15,776	45-46	L	New York Titans (Bears Stadium) (Thur)
Dec 2	30,650	17-34	L	Houston Oilers (Jeppesen Stadium)
Dec 9	19,137	10-17	L	Dallas Texans (Cotton Bowl)
	324,927	353-334		(Bye Dec 16)

### BRONCOS WON 7, LOST 7. (2ND AFL WEST)

—1963 DENVER BRONCOS—HEAD COACH JACK FAULKNER

—1963 PRE-SEASON

Aug 3	11,445	27-10	W	Houston Oilers (Univ. of Denver Stadium) (Sat night)
Aug 10	9,655	19-35	L	Oakland Raiders (Frank Youell Field) (Sat night)
Aug 17	11,135	31-25	W	San Diego Chargers (Univ. of Denver Stadium) (Sat night)
Aug 23	6,865	16-30	L	Kansas City Chiefs (Municipal Stadium) (Fri night)
Aug 31	7,000	14-21	L	Buffalo Bills (Winston-Salem, No. Car.) (Sat night)
	46,100	107-121		

—1963 REGULAR SEASON

Sep 7	21,115	7-59	L	Kansas City Chiefs (Univ. of Denver Stadium) (Sat night)
Sep 14	23,147	14-20	L	Houston Oilers (Jeppesen Stadium) (Sat night)
Sep 29	18,636	14-10	W	Boston Patriots (Bears Stadium)
Oct 6	18,428	50-34	W	San Diego Chargers (Bears Stadium)
Oct 13	24,087	24-33	L	Houston Oilers (Bears Stadium)
Oct 18	25,418	21-40	L	Boston Patriots (Fenway Park) (Fri night)
Oct 26	20,377	35-35	T	New York Jets (Polo Grounds) (Sat night)
Nov 3	19,424	28-30	L	Buffalo Bills (Bears Stadium)
Nov 9	30,989	17-27	L	Buffalo Bills (War Memorial Stadium) (Sat night)
Nov 17	14,247	9-14	L	New York Jets (Bears Stadium)
Nov 24	14,763	10-26	L	Oakland Raiders (Bears Stadium)
Nov 28	17,443	21-52	L	Kansas City Chiefs (Municipal Stadium) (Thur)
Dec 8	15,223	31-35	L	Oakland Raiders (Frank Youell Field)
Dec 15	31,312	20-58	L	San Diego Chargers (Balboa Stadium)
	298,213	301-473		(Bye Sep 22)

—1964 DENVER BRONCOS—HEAD COACHES JACK FAULKNER & MAC SPEEDIE

—1964 PRE-SEASON

Aug 8	26,293	20-34	L	San Diego Chargers (Balboa Stadium) (Sat night)
Aug 14	13,545	7-20	L	Oakland Raiders (Bears Stadium) (Fri night)
Aug 20	32,127	32-20	W	Houston Oilers (Jeppesen Stadium) (Thur night)
Aug 28	19,500	10-14	L	Kansas City Chiefs (Fort Worth, Texas) (Fri night)
Sep 5	20,568	27-17	W	Boston Patriots (Univ. of Denver Stadium) (Sat night)
	112,033	96-105		

—1964 REGULAR SEASON

Sep 12	45,665	6-30	L	New York Jets (Shea Stadium) (Sat night)
Sep 20	28,501	13-30	L	Buffalo Bills (War Memorial Stadium)
Sep 27	22,651	17-38	L	Houston Oilers (Bears Stadium)
Oct 4	15,485	10-39	L	Boston Patriots (Bears Stadium)
				JACK FAULKNER OUT, MAC SPEEDIE IN AS HEAD COACH
Oct 11	16,285	33-27	W	Kansas City Chiefs (Bears Stadium)
Oct 18	23,332	14-42	L	San Diego Chargers (Balboa Stadium)
Oct 25	17,858	7-40	L	Oakland Raiders (Frank Youell Field)
Nov 1	15,053	39-49	L	Kansas City Chiefs (Municipal Stadium)
Nov 8	19,670	20-31	L	San Diego Chargers (Bears Stadium)
Nov 15	11,309	20-16	W	New York Jets (Bears Stadium)
Nov 20	24,979	7-12	L	Boston Patriots (Fenway Park) (Fri night)
Nov 29	15,958	20-20	T	Oakland Raiders (Bears Stadium)
Dec 13	14,431	19-30	L	Buffalo Bills (Bears Stadium)
Dec 20	15,839	15-34	L	Houston Oilers (Jeppesen Stadium)
	285,003	240-438		(Bye Dec 6)

—1965 DENVER BRONCOS—HEAD COACH MAC SPEEDIE

—1965 PRE-SEASON

Aug 7	17,707	24-30	L	Kansas City Chiefs (Univ. of Denver Stadium) (Sat night)
Aug 14	18,000	27-17	W	Oakland Raiders (Salt Lake City, Utah) (Sat night)
Aug 21	18,913	6-21	L	San Diego Chargers (Univ. of Denver Stadium) (Sat night)
Aug 28	12,666	3-25	L	Houston Oilers (San Antonio, Texas) (Sat night)
Sep 4	14,550	20-30	L	Oakland Raiders (Sacramento, California) (Sat night)
	81,836	80-123		

—1965 REGULAR SEASON

Sep 11	27,022	31-34	L	San Diego Chargers (Balboa Stadium) (Sat night)
Sep 19	30,682	15-30	L	Buffalo Bills (Bears Stadium)
Sep 24	26,782	27-10	W	Boston Patriots (Fenway Park) (Fri night)
Oct 3	34,988	16-13	W	New York Jets (Bears Stadium)
Oct 10	31,001	23-31	L	Kansas City Chiefs (Bears Stadium)
Oct 17	32,492	28-17	W	Houston Oilers (Bears Stadium)
Oct 24	45,046	13-31	L	Buffalo Bills (War Memorial Stadium)
Oct 31	53,717	10-45	L	New York Jets (Shea Stadium)
Nov 7	33,073	21-35	L	San Diego Chargers (Bears Stadium)
Nov 14	28,126	31-21	W	Houston Oilers (Rice Stadium)
Nov 21	30,369	20-28	L	Oakland Raiders (Bears Stadium)
Dec 5	19,023	13-24	L	Oakland Raiders (Frank Youell Field)
Dec 12	27,207	20-28	L	Boston Patriots (Bears Stadium)
Dec 19	14,421	35-45	L	Kansas City Chiefs (Municipal Stadium)
	435,778	303-392		(Bye Nov 28)

—1966 DENVER BRONCOS—HEAD COACHES MAC SPEEDIE & RAY MALAVASI

—1966 PRE-SEASON

Aug 6	17,771	30-32	L	Kansas City Chiefs (Univ. of Denver Stadium) (Sat night)
Aug 12	30,476	3-25	L	Buffalo Bills (War Memorial Stadium) (Fri night)
Aug 24	18,442	28-16	W	Miami Dolphins (Memphis, Tennessee) (Wed night)
Aug 28	14,074	21-52	L	Oakland Raiders (Bears Stadium)
	80,763	82-126		

—1966 REGULAR SEASON

Sep 3	30,156	7-45	L	Houston Oilers (Rice Stadium) (Sat night)
Sep 18	25,337	10-24	L	Boston Patriots (Bears Stadium)
				MAC SPEEDIE OUT, RAY MALAVASI IN AS HEAD COACH
Sep 25	29,878	7-16	L	New York Jets (Bears Stadium)
Oct 2	27,203	40-38	W	Houston Oilers (Bears Stadium)
Oct 8	33,929	10-37	L	Kansas City Chiefs (Municipal Stadium) (Sat night)
Oct 16	23,393	7-24	L	Miami Dolphins (Orange Bowl)
Oct 23	26,196	10-56	L	Kansas City Chiefs (Bears Stadium)
Oct 30	25,819	17-24	L	San Diego Chargers (Balboa Stadium)
Nov 6	18,154	17-10	W	Boston Patriots (Fenway Park)
Nov 20	26,703	3-17	L	Oakland Raiders (Bears Stadium)
Nov 27	24,860	20-17	W	San Diego Chargers (Bears Stadium)
Dec 4	32,592	17-7	W	Miami Dolphins (Bears Stadium)
Dec 11	31,765	10-28	L	Oakland Raiders (Oakland Coliseum)
Dec 18	40,538	21-38	L	Buffalo Bills (War Memorial Stadium)
	395,997	196-381		(Bye Sep 11 and Nov 13)

—1967 DENVER BRONCOS—HEAD COACH LOU SABAN

—1967 PRE-SEASON

Jul 29	7,000	2-19	L	Miami Dolphins (Canton, Ohio) (Sat night)
Aug 5	21,228	13-7	W	Detroit Lions (NFL)
				(University of Denver Stadium) (Sat night)
Aug 18	31,850	14-3	W	Minnesota Vikings (NFL)
				(University of Denver Stadium) (Fri night)
Aug 27	6,500	21-17	W	Oakland Raiders (North Platte, Nebraska)
	66,578	50-46		

—1967 REGULAR SEASON

Sep 3	35,488	26-21	W	Boston Patriots (Bears Stadium)
Sep 10	25,423	0-51	L	Oakland Raiders (Oakland Coliseum)
Sep 17	29,381	21-35	L	Miami Dolphins (Orange Bowl)
Sep 24	35,365	24-38	L	New York Jets (Bears Stadium)
Oct 1	21,798	6-10	L	Houston Oilers (Rice Stadium)
Oct 8	35,188	16-17	L	Buffalo Bills (Bears Stadium)
Oct 22	34,464	21-38	L	San Diego Chargers (Bears Stadium)
Oct 29	44,002	9-52	L	Kansas City Chiefs (Municipal Stadium)
Nov 5	29,043	17-21	L	Oakland Raiders (Bears Stadium)
Nov 12	30,392	18-20	L	Houston Oilers (Bears Stadium)
Nov 19	30,891	21-20	W	Buffalo Bills (War Memorial Stadium)
Nov 23	34,586	20-24	L	San Diego Chargers (Balboa Stadium) (Thur)
Dec 3	61,615	33-24	W	New York Jets (Shea Stadium)
Dec 17	31,660	24-38	L	Kansas City Chiefs (Bears Stadium)
	479,497	256-409		(Bye Oct 15 and Dec 10)

—1968 DENVER BRONCOS—HEAD COACH LOU SABAN

—1968 PRE-SEASON

Aug 10	13,841	15-13	W	Cincinnati Bengals (Univ. of Denver Stadium) (Sat night)
Aug 17	20,901	16-39	L	Minnesota Vikings (Univ. of Denver Stadium) (Sat night)
Aug 23	22,254	6-22	L	San Francisco 49ers (Univ. of Denver Stadium)
				(Fri night)
Aug 30	10,328	3-6	L	San Diego Chargers (San Antonio, Texas) (Fri night)
Sep 7	18,031	7-23	L	Oakland Raiders (Portland, Oregon) (Sat night)
	85,355	47-103		

—1968 REGULAR SEASON

Sep 15	25,049	10-24	L	Cincinnati Bengals (Nippert Stadium)
Sep 22	45,821	2-34	L	Kansas City Chiefs (Municipal Stadium)
Sep 29	37,024	17-20	L	Boston Patriots (Bears Stadium)
Oct 6	41,257	10-7	W	Cincinnati Bengals (Bears Stadium)
Oct 13	62,052	21-13	W	New York Jets (Shea Stadium)
Oct 20	42,953	24-55	L	San Diego Chargers (San Diego Stadium)
Oct 27	44,115	21-14	W	Miami Dolphins (Bears Stadium)
Nov 3	18,304	35-14	W	Boston Patriots (Fenway Park)
Nov 10	50,002	7-43	L	Oakland Raiders (Bears Stadium)
Nov 17	36,075	17-38	L	Houston Oilers (Astrodome)
Nov 24	35,201	34-32	W	Buffalo Bills (Bears Stadium)
Dec 1	35,212	23-47	L	San Diego Chargers (Bears Stadium)
Dec 8	47,754	27-33	L	Oakland Raiders (Oakland Coliseum)
Dec 14	38,463	7-30	L	Kansas City Chiefs (Bears Stadium) (Sat)
	559,382	255-404		(Bye Sep 8)

—1969 DENVER BRONCOS—HEAD COACH LOU SABAN

—1969 PRE-SEASON—

Aug 9	45,916	6-26	L	Minnesota Vikings (NFL) (Met Stadium) (Sat night)
Aug 16	28,356	22-28	L	New Orleans Saints (NFL)
				(Mile High Stadium) (Sat night)
Aug 23	33,161	19-15	W	San Francisco 49ers (NFL)
				(Mile High Stadium) (Sat night)
Aug 30	18,375	10-26	L	Boston Patriots (Jacksonville, Florida) (Sat night)
Sep 6	24,020	11-13	L	Cincinnati Bengals (Nippert Stadium) (Sat night)
	149,828	68-108		

—1969 REGULAR SEASON—

—BRONCOS WON 1, LOST 4.

Sep 14	43,482	35-7	W	Boston Patriots (Mile High Stadium)
Sep 21	50,583	21-19	W	New York Jets (Mile High Stadium)
Sep 28	40,302	28-41	L	Buffalo Bills (War Memorial Stadium)
Oct 5	50,564	13-26	L	Kansas City Chiefs (Mile High Stadium)
Oct 12	49,511	14-24	L	Oakland Raiders (Mile High Stadium)
Oct 19	27,920	30-23	W	Cincinnati Bengals (Nippert Stadium)
Oct 26	45,348	21-24	L	Houston Oilers (Astrodome)
Nov 2	45,511	13-0	W	San Diego Chargers (Mile High Stadium)
Nov 9	54,416	10-41	L	Oakland Raiders (Oakland Coliseum)
Nov 16	45,002	20-20	T	Houston Oilers (Mile High Stadium)
Nov 23	34,664	24-45	L	San Diego Chargers (San Diego Stadium)
Nov 27	48,773	17-31	L	Kansas City Chiefs (Municipal Stadium) (Thur)
Dec 7	25,332	24-27	L	Miami Dolphins (Orange Bowl)
Dec 14	42,198	27-16	W	Cincinnati Bengals (Mile High Stadium)
	603,606	297-344		

—1970 DENVER BRONCOS—HEAD COACH LOU SABAN

—1970 PRE-SEASON—

—BRONCOS WON 3, LOST 2.

Aug 15	36,327	26-16	W	St. Louis Cardinals (Mile High Stadium) (Sat night)
Aug 22	42,499	7-24	L	Baltimore Colts (Mile High Stadium) (Sat night)
Aug 29	26,238	7-23	L	San Francisco 49ers (Eugene, Oregon) (Sat night)
Sep 5	42,373	30-17	W	Chicago Bears (Mile High Stadium) (Sat night)
Sep 11	17,832	16-14	W	Boston Patriots (Salt Lake City, Utah) (Fri night)
	165,269	86-94		

—1970 REGULAR SEASON—

—BRONCOS WON 5, LOST 8, 1 TIE. (4TH AFC WEST)

Sep 20	34,882	25-10	W	Buffalo Bills (War Memorial Stadium)
Sep 27	50,705	16-13	W	Pittsburgh Steelers (Mile High Stadium)
Oct 4	50,705	26-13	W	Kansas City Chiefs (Mile High Stadium)
Oct 11	54,436	23-35	L	Oakland Raiders (Oakland Coliseum)
Oct 18	50,705	24-10	W	Atlanta Falcons (Mile High Stadium)
Oct 25	39,515	14-19	L	San Francisco 49ers (Candlestick Park)
Nov 1	50,705	3-19	L	Washington Redskins (Mile High Stadium)
Nov 8	48,327	21-24	L	San Diego Chargers (San Diego Stadium)
Nov 15	50,959	19-24	L	Oakland Raiders (Mile High Stadium)
Nov 22	66,837	31-6	W	New Orleans Saints (Tulane Stadium)
Nov 29	35,733	21-31	L	Houston Oilers (Astrodome)
Dec 6	50,454	0-16	L	Kansas City Chiefs (Municipal Stadium)
Dec 13	50,959	17-17	T	San Diego Chargers (Mile High Stadium)
Dec 20	51,001	13-27	L	Cleveland Browns (Mile High Stadium)
	685,923	253-264		

—1971 DENVER BRONCOS—HEAD COACHES LOU SABAN & JERRY SMITH

—1971 PRE-SEASON—

—BRONCOS WON 1, LOST 4.

Aug 14	42,561	13-17	L	Washington Redskins (Mile High Stadium) (Sat night)
Aug 21	22,474	10-27	L	Atlanta Falcons (Memphis, Tennessee) (Sat night)
Aug 28	33,184	17-33	L	San Francisco 49ers (Spokane, Washington) (Sat night)
Sep 4	43,000	14-7	W	Minnesota Vikings (Mile High Stadium) (Sat night)
Sep 12	47,215	17-33	L	Chicago Bears (Soldier Field)
	188,434	71-117		

—1971 REGULAR SEASON—

—BRONCOS WON 4, LOST 9, 1 TIE. (4TH AFC WEST)

Sep 19	51,228	10-10	T	Miami Dolphins (Mile High Stadium)
Sep 26	47,957	13-34	L	Green Bay Packers (Milwaukee County Stadium)
Oct 3	51,200	3-16	L	Kansas City Chiefs (Mile High Stadium)
Oct 10	51,200	16-27	L	Oakland Raiders (Mile High Stadium)
Oct 17	51,200	20-16	W	San Diego Chargers (Mile High Stadium)
Oct 24	75,674	27-0	W	Cleveland Browns (Cleveland Stadium)
Oct 31	65,358	16-17	L	Philadelphia Eagles (Veterans Stadium)
Nov 7	51,200	20-24	L	Detroit Lions (Mile High Stadium)
Nov 14	51,200	10-24	L	Cincinnati Bengals (Mile High Stadium)
				LOU SABAN OUT. JERRY SMITH IN
				AS HEAD COACH
Nov 21	49,945	10-28	L	Kansas City Chiefs (Arrowhead)
Nov 28	39,710	22-10	W	Pittsburgh Steelers (Three Rivers Stadium)
Dec 5	51,200	6-3	W	Chicago Bears (Mile High Stadium)
Dec 12	44,347	17-45	L	San Diego Chargers (San Diego Stadium)
Dec 19	54,651	13-21	L	Oakland Raiders (Oakland Coliseum)
	736,042	203-275		

—1972 DENVER BRONCOS—HEAD COACH JOHN RALSTON

—1972 PRE-SEASON—

—BRONCOS WON 2, LOST 3.

Aug 11	46,043	0-41	L	Washington Redskins (RFK Stadium) (Fri night)
Aug 19	34,506	13-17	L	St. Louis Cardinals (Busch Stadium) (Sat night)
Aug 27	58,115	27-24	W	San Francisco 49ers (Candlestick Park)
Sep 2	37,128	49-24	W	New England Patriots (Mile High Stadium) (Sat night)
Sep 10	49,605	13-20	L	Baltimore Colts (Mile High Stadium)
	225,397	102-126		

—1972 REGULAR SEASON—

—BRONCOS WON 5, LOST 9. (3RD AFC WEST)

Sep 17	51,656	30-17	W	Houston Oilers (Mile High Stadium)
Sep 24	49,048	14-37	L	San Diego Chargers (San Diego Stadium)
Oct 1	51,656	24-45	L	Kansas City Chiefs (Mile High Stadium)
Oct 8	55,812	10-21	L	Cincinnati Bengals (Riverfront Stadium)
Oct 15	51,656	20-23	L	Minnesota Vikings (Mile High Stadium)
Oct 22	53,551	30-23	W	Oakland Raiders (Oakland Coliseum)
Oct 29	51,656	20-27	L	Cleveland Browns (Mile High Stadium)
Nov 5	62,689	17-29	L	New York Giants (Yankee Stadium)
Nov 12	65,398	16-10	W	Los Angeles Rams (L.A. Coliseum)
Nov 19	51,656	20-37	L	Oakland Raiders (Mile High Stadium)
Nov 26	58,850	20-23	L	Atlanta Falcons (Atlanta Stadium)
Dec 3	66,725	21-24	L	Kansas City Chiefs (Arrowhead Stadium)
Dec 10	51,478	38-13	W	San Diego Chargers (Mile High Stadium)
Dec 17	51,656	45-21	W	New England Patriots (Mile High Stadium)
	773,487	325-350		

—1973 DENVER BRONCOS—HEAD COACH JOHN RALSTON

—1973 PRE-SEASON—

—BRONCOS WON 2, LOST 3.

Aug 10	38,923	10-14	L	Washington Redskins (RFK Stadium) (Fri night)
Aug 18	39,088	38-17	W	St. Louis Cardinals (Mile High Stadium) (Sat night)
Aug 26	59,097	7-43	L	San Francisco 49ers (Candlestick Park)
Aug 31	42,336	16-14	W	Buffalo Bills (Mile High Stadium) (Fri night)
Sep 9	41,860	10-17	L	Baltimore Colts (Mile High Stadium)
	221,315	81-105		

—1973 REGULAR SEASON—

—BRONCOS WON 7, LOST 5, 2 TIES. (2ND AFC WEST)

Sep 16	49,059	28-10	W	Cincinnati Bengals (Mile High Stadium)
Sep 23	51,706	34-36	L	San Francisco 49ers (Mile High Stadium)
Sep 30	51,159	14-33	L	Chicago Bears (Mile High Stadium)
Oct 7	71,414	14-16	L	Kansas City Chiefs (Arrowhead Stadium)
Oct 14	32,801	48-20	W	Houston Oilers (Astrodome)
Oct 22	51,270	23-23	T	Oakland Raiders (Mile High Stadium) (Mon night)
Oct 28	55,108	40-28	W	New York Jets (Shea Stadium)
Nov 4	46,565	17-17	T	St. Louis Cardinals (Busch Stadium)
Nov 11	51,034	30-19	W	San Diego Chargers (Mile High Stadium)
Nov 18	48,580	23-13	W	Pittsburgh Steelers (Three Rivers Stadium)
Nov 25	51,331	14-10	W	Kansas City Chiefs (Mile High Stadium)
Dec 2	51,508	10-22	L	Dallas Cowboys (Mile High Stadium)
Dec 9	44,954	42-28	W	San Diego Chargers (San Diego Stadium)
Dec 16	51,910	17-21	L	Oakland Raiders (Oakland Coliseum)
	708,399	354-296		

—1974 DENVER BRONCOS—HEAD COACH JOHN RALSTON

—1974 PRE-SEASON—

—BRONCOS WON 4, LOST 2.

Aug 3	27,599	19-41	L	New York Jets (Mile High Stadium) (Sat night)
Aug 10	23,822	27-21	W	Minnesota Vikings (Mile High Stadium) (Sat night)
Aug 18	29,908	10-3	W	San Francisco 49ers (Candlestick Park)
Aug 24	56,257	31-21	W	Green Bay Packers (Lambeau Field) (Sat night)
Aug 31	18,000	27-21	W	New England Patriots (Spokane, Washington) (Sat night)
Sep 8	43,253	14-20	L	Atlanta Falcons (Mile High Stadium) (Sun night)
	198,839	128-127		

—1974 REGULAR SEASON—

—BRONCOS WON 7, LOST 6, 1 TIE. (2ND AFC WEST)

Sep 15	56,981	120-17	L	Los Angeles Rams (Mile High Stadium)
Sep 22	50,858	35-35*	T	Pittsburgh Steelers (Mile High Stadium) (* O/T)
Sep 30	54,395	3-30	L	Washington Redskins (RFK Stadium) (Mon night)
Oct 6	67,298	17-14	W	Kansas City Chiefs (Arrowhead Stadium)
Oct 13	50,751	33-17	W	New Orleans Saints (Mile High Stadium)
Oct 20	50,748	27-7	W	San Diego Chargers (Mile High Stadium)
Oct 27	60,478	21-23	L	Cleveland Browns (Cleveland Stadium)
Nov 3	45,766	17-28	L	Oakland Raiders (Mile High Stadium)
Nov 10	32,244	17-6	W	Baltimore Colts (Memorial Stadium)
Nov 18	50,236	34-42	L	Kansas City Chiefs (Mile High Stadium) (Mon night)
Nov 24	51,224	20-17	W	Oakland Raiders (Oakland Coliseum)
Nov 28	51,157	31-27	W	Detroit Lions (Tiger Stadium) (Thur)
Dec 8	46,942	37-14	W	Houston Oilers (Mile High Stadium)
Dec 15	35,756	0-17	L	San Diego Chargers (San Diego Stadium)
	704,834	302-294		

—1975 DENVER BRONCOS—HEAD COACH JOHN RALSTON

—1975 PRE-SEASON—

—BRONCOS WON 3, LOST 3.

Aug 9	35,269	20-23	L	Baltimore Colts (Mile High Stadium) (Sat night)
Aug 16	40,089	21-24	L	New Orleans Saints (Superdome) (Sat night)



Aug 23	33,813	27-21	W	Houston Oilers (Mile High Stadium) (Sat night)
Aug 30	30,128	13-0	W	Chicago Bears (Soldier Field) (Sat night)
Sep 7	45,686	10-44	L	San Francisco 49ers (Candlestick Park)
Sep 14	45,631	21-17	W	St. Louis Cardinals (Mile High Stadium)
	230,616	112-129		

1975 REGULAR SEASON — BRONCOS WON 6, LOST 8. (2ND AFC WEST)				
Sep 21	51,858	37-33	W	Kansas City Chiefs (Mile High Stadium)
Sep 29	52,491	23-13	W	Green Bay Packers (Mile High Stadium) (Mon night)
Oct 5	79,798	14-38	L	Buffalo Bills (Rich Stadium)
Oct 12	49,164	9-20	L	Pittsburgh Steelers (Three Rivers Stadium)
Oct 19	52,540	16-15	W	Cleveland Browns (Mile High Stadium)
Oct 26	70,043	13-26	L	Kansas City Chiefs (Arrowhead Stadium)
Nov 2	52,330	17-42	L	Oakland Raiders (Mile High Stadium)
Nov 9	49,702	16-17	L	Cincinnati Bengals (Mile High Stadium)
Nov 16	26,048	27-17	W	San Diego Chargers (San Diego Stadium)
Nov 23	28,686	21-35	L	Atlanta Falcons (Atlanta Stadium)
Nov 30	44,982	13-10*	W	San Diego Chargers (Mile High Stadium) (* O/T)
Dec 8	51,075	10-17	L	Oakland Raiders (Oakland Coliseum) (Mon night)
Dec 14	36,860	25-10	W	Philadelphia Eagles (Mile High Stadium)
Dec 20	43,064	13-14	L	Miami Dolphins (Orange Bowl) (Sat)
	688,641	254-307		

#### 1976 DENVER BRONCOS — HEAD COACH JOHN RALSTON

1976 PRE-SEASON — BRONCOS WON 5, LOST 2.				
Jul 24	17,639	10-7	W	Detroit Lions (Canton, Ohio, Hall of Fame) (Sat)
Jul 31	22,495	14-15	L	Chicago Bears (Mile High Stadium) (Sat night)
Aug 8	40,052	7-17	L	San Francisco 49ers (Candlestick Park)
Aug 14	54,567	13-9	W	Dallas Cowboys (Texas Stadium) (Sat night)
Aug 21	22,887	52-7	W	Seattle Seahawks (Mile High Stadium) (Sat night)
Aug 28	39,808	21-17	W	St. Louis Cardinals (Busch Stadium) (Sat night)
Sep 5	52,129	30-17	W	Minnesota Vikings (Mile High Stadium)
	249,577	146-89		

1976 REGULAR SEASON — BRONCOS WON 9, LOST 5. (2ND AFC WEST)				
Sep 12	53,464	7-17	L	Cincinnati Bengals (Riverfront Stadium)
Sep 19	62,519	46-3	W	New York Jets (Mile High Stadium)
Sep 26	62,758	44-13	W	Cleveland Browns (Mile High Stadium)
Oct 3	62,486	26-0	W	San Diego Chargers (Mile High Stadium)
Oct 10	47,928	3-17	L	Houston Oilers (Astrodome)
Oct 17	63,241	10-17	L	Oakland Raiders (Mile High Stadium)
Oct 24	57,961	35-26	W	Kansas City Chiefs (Arrowhead Stadium)
Oct 31	52,169	6-19	L	Oakland Raiders (Oakland Coliseum)
Nov 7	62,503	48-13	W	Tampa Bay Buccaneers (Mile High Stadium)
Nov 14	32,017	17-0	W	San Diego Chargers (San Diego Stadium)
Nov 21	62,961	14-13	W	New York Giants (Mile High Stadium)
Nov 28	61,128	14-38	L	New England Patriots (Schaefer Stadium)
Dec 5	57,995	17-16	W	Kansas City Chiefs (Mile High Stadium)
Dec 12	44,459	28-14	W	Chicago Bears (Soldier Field)
	783,589	315-206		

#### 1977 DENVER BRONCOS — HEAD COACH RED MILLER

1977 PRE-SEASON — BRONCOS WON 5, LOST 1.				
Aug 5	40,059	14-8	W	Baltimore Colts (Mile High Stadium) (Fri night)
Aug 13	44,001	15-7	W	St. Louis Cardinals (Mile High Stadium) (Sat night)
Aug 20	21,239	10-2	W	Atlanta Falcons (Atlanta Stadium) (Sat night)
Aug 28	29,532	24-28	L	Philadelphia Eagles (Veterans Stadium) (Sun night)
Sep 2	54,916	27-10	W	Seattle Seahawks (Kingdome) (Fri night)
Sep 10	36,441	20-0	W	San Francisco 49ers (Candlestick Park) (Sat night)
	226,188	110-55		

1977 REGULAR SEASON — BRONCOS WON 12, LOST 2. (1ST AFC WEST)				
Sep 18	75,002	7-0	W	St. Louis Cardinals (Mile High Stadium)
Sep 25	74,737	26-6	W	Buffalo Bills (Mile High Stadium)
Oct 2	53,108	24-13	W	Seattle Seahawks (Kingdome)
Oct 9	74,718	23-7	W	Kansas City Chiefs (Mile High Stadium)
Oct 16	53,616	30-7	W	Oakland Raiders (Oakland Coliseum)
Oct 23	54,395	24-13	W	Cincinnati Bengals (Riverfront Stadium)
Oct 30	75,007	14-24	L	Oakland Raiders (Mile High Stadium)
Nov 6	74,967	21-7	W	Pittsburgh Steelers (Mile High Stadium)
Nov 13	45,211	17-14	W	San Diego Chargers (San Diego Stadium)
Nov 20	54,050	14-7	W	Kansas City Chiefs (Arrowhead Stadium)
Nov 27	74,939	27-13	W	Baltimore Colts (Mile High Stadium)
Dec 4	46,875	24-14	W	Houston Oilers (Astrodome)
Dec 11	74,905	17-9	W	San Diego Chargers (Mile High Stadium)
Dec 18	63,752	6-14	L	Dallas Cowboys (Texas Stadium)
	892,899	274-148		

#### 1977 AFC DIVISIONAL PLAYOFF

Dec 24	75,011	34-21	W	Pittsburgh Steelers (Mile High Stadium) (Sat)
--------	--------	-------	---	---

#### 1977 AFC CHAMPIONSHIP GAME

Jan 1	74,982	20-17	W	Oakland Raiders (Mile High Stadium)
-------	--------	-------	---	-------------------------------------

#### 1977 SUPER BOWL TWELVE — (XII)

Jan 15	75,583	10-27	L	Dallas Cowboys (Louisiana Superdome New Orleans)
--------	--------	-------	---	--

#### 1978 DENVER BRONCOS — HEAD COACH RED MILLER

##### 1978 PRE-SEASON — BRONCOS WON 2, LOST 2.

Aug 5	48,027	17-12	W	Houston Oilers (Astrodome) (Sat night)
Aug 12	74,619	14-21	L	Dallas Cowboys (Mile High Stadium) (Sat night)
Aug 19	18,301	23-13	W	Buffalo Bills (Rich Stadium) (Sat night)
Aug 25	73,559	13-24	L	San Francisco 49ers (Mile High Stadium) (Fri night)
	214,506	67-70		

##### 1978 REGULAR SEASON — BRONCOS WON 10, LOST 6. (1ST AFC WEST)

Sep 3	74,904	14-6	W	Oakland Raiders (Mile High Stadium)
Sep 11	46,508	9-12*	L	Minnesota Vikings (Met Stadium) (Mon night) (* O/T)
Sep 17	74,983	27-14	W	San Diego Chargers (Mile High Stadium)
Sep 24	60,593	23-17*	W	Kansas City Chiefs (Arrowhead Stadium) (* O/T)
Oct 1	74,989	28-7	W	Seattle Seahawks (Mile High Stadium)
Oct 8	50,077	0-23	L	San Diego Chargers (San Diego Stadium)
Oct 16	75,008	16-7	W	Chicago Bears (Mile High Stadium) (Mon night)
Oct 22	54,057	6-7	L	Baltimore Colts (Memorial Stadium)
Oct 29	62,948	20-17*	W	Seattle Seahawks (Kingdome) (* O/T)
Nov 5	74,983	28-31	L	New York Jets (Mile High Stadium)
Nov 12	70,856	19-7	W	Cleveland Browns (Cleveland Stadium)
Nov 19	74,965	16-3	W	Green Bay Packers (Mile High Stadium)
Nov 23	71,785	14-17	L	Detroit Lions (Silverdome) (Thur)
Dec 3	53,932	21-6	W	Oakland Raiders (Oakland Coliseum)
Dec 10	74,149	24-3	W	Kansas City Chiefs (Mile High Stadium)
Dec 16	74,104	17-21	L	Pittsburgh Steelers (Mile High Stadium) (Sat)
	1,067,693	282-198		

##### 1978 AFC DIVISIONAL PLAYOFF GAME

Dec 30	48,921	10-33	L	Pittsburgh Steelers (Three Rivers Stadium) (Sat)
--------	--------	-------	---	--

#### 1979 DENVER BRONCOS — HEAD COACH RED MILLER

##### 1979 PRE-SEASON — BRONCOS WON 3, LOST 1.

Aug 4	61,192	6-7	L	Dallas Cowboys (Texas Stadium) (Sat night)
Aug 11	58,799	13-6	W	Washington Redskins (Mile High Stadium) (Sat night)
Aug 18	34,133	21-0	W	San Francisco 49ers (Candlestick Park) (Sat night)
Aug 24	75,103	20-17*	W	New England Patriots (Mile High Stadium) (Fri night) (* O/T)
	229,227	60-30		

##### 1979 REGULAR SEASON — BRONCOS WON 10, LOST 6. (2ND AFC WEST)

Sep 2	74,788	10-0	W	Cincinnati Bengals (Mile High Stadium)
Sep 8	74,884	9-13	L	Los Angeles Rams (Mile High Stadium) (Thur night)
Sep 16	57,677	20-17*	W	Atlanta Falcons (Atlanta Stadium) (* O/T)
Sep 23	74,879	37-34	W	Seattle Seahawks (Mile High Stadium)
Sep 30	52,632	3-27	L	Oakland Raiders (Oakland Coliseum)
Oct 7	74,997	7-0	W	San Diego Chargers (Mile High Stadium)
Oct 14	74,292	24-10	W	Kansas City Chiefs (Arrowhead Stadium)
Oct 22	49,699	7-42	L	Pittsburgh Steelers (Three Rivers Stadium) (Mon night)
Oct 28	74,908	20-3	W	Kansas City Chiefs (Mile High Stadium)
Nov 4	74,482	10-3	W	New Orleans Saints (Mile High Stadium)
Nov 11	74,379	45-10	W	New England Patriots (Mile High Stadium)
Nov 18	42,910	38-28	W	San Francisco 49ers (Candlestick Park)
Nov 25	74,186	10-14	L	Oakland Raiders (Mile High Stadium)
Dec 2	37,886	19-16	W	Buffalo Bills (Rich Stadium)
Dec 8	60,038	23-28	L	Seattle Seahawks (Kingdome) (Sat)
Dec 17	51,906	7-17	L	San Diego Chargers (San Diego Stadium) (Mon night)
	1,024,543	289-262		

##### 1979 AFC FIRST-ROUND (WILD CARD) PLAYOFF GAME

Dec 23	48,776	7-13	L	Houston Oilers (Astrodome)
--------	--------	------	---	----------------------------

#### 1980 DENVER BRONCOS — HEAD COACH RED MILLER

##### 1980 PRE-SEASON — BRONCOS WON 2, LOST 2.

Aug 9	67,532	17-6	W	Cincinnati Bengals (Mile High Stadium) (Sat night)
Aug 16	30,904	6-9	L	New York Giants (Giants Stadium) (Sat night)
Aug 23	73,946	13-26	L	Los Angeles Rams (Mile High Stadium) (Sat night)
Aug 30	53,060	38-0	W	Green Bay Packers (Lambeau Field) (Sat night)
	225,442	74-41		

##### 1980 REGULAR SEASON — BRONCOS WON 8, LOST 8. (4TH AFC WEST)

Sep 7	70,307	6-27	L	Philadelphia Eagles (Veterans Stadium)
Sep 14	74,919	41-20	W	Dallas Cowboys (Mile High Stadium)
Sep 21	74,970	13-30	L	San Diego Chargers (Mile High Stadium)
Sep 29	59,602	14-23	L	New England Patriots (Schaefer Stadium) (Mon night)
Oct 5	81,065	19-16	W	Cleveland Browns (Cleveland Stadium)
Oct 13	74,857	20-17	W	Washington Redskins (Mile High Stadium) (Mon night)
Oct 19	74,459	17-23	L	Kansas City Chiefs (Mile High Stadium)
Oct 26	67,598	14-9	W	New York Giants (Giants Stadium)
Nov 2	74,717	16-20	L	Houston Oilers (Mile High Stadium)
Nov 9	51,435	20-13	W	San Diego Chargers (San Diego Stadium)
Nov 16	72,114	31-24	W	New York Jets (Mile High Stadium)
Nov 23	73,274	35-20	W	Seattle Seahawks (Mile High Stadium)
Dec 1	51,683	3-9	L	Oakland Raiders (Oakland Coliseum) (Mon night)
Dec 7	40,237	14-31	L	Kansas City Chiefs (Arrowhead Stadium)
Dec 14	73,974	21-24	L	Oakland Raiders (Mile High Stadium)

Dec 21 51,853 25-17 W Seattle Seahawks (Kingdome)  
1,066,764 310-323

—1981 DENVER BRONCOS—HEAD COACH DAN REEVES

—1981 PRE-SEASON—BRONCOS WON 2, LOST 2.  
Aug 7 63,644 7-33 L New York Jets (Mile High Stadium) (Fri night)  
Aug 15 41,502 14-24 L Miami Dolphins (Orange Bowl) (Sat night)  
Aug 22 72,450 17-7 W Green Bay Packers (Mile High Stadium) (Sat night)  
Aug 29 41,713 24-20 W Cincinnati Bengals (Riverfront Stadium) (Sat night)  
219,309 62-84

—1981 REGULAR SEASON—BRONCOS WON 10, LOST 6. (TIE 1ST AFC WEST)  
Sep 6 74,796 9-7 W Oakland Raiders (Mile High Stadium)  
Sep 13 58,513 10-13 L Seattle Seahawks (Kingdome)  
Sep 20 74,804 28-10 W Baltimore Colts (Mile High Stadium)  
Sep 27 74,844 42-24 W San Diego Chargers (Mile High Stadium)  
Oct 4 51,035 17-0 W Oakland Raiders (Oakland Coliseum)  
Oct 11 74,816 27-21 W Detroit Lions (Mile High Stadium)  
Oct 18 74,672 14-28 L Kansas City Chiefs (Arrowhead Stadium)  
Oct 25 77,757 7-9 L Buffalo Bills (Rich Stadium)  
Nov 2 74,834 19-17 W Minnesota Vikings (Mile High Stadium) (Mon night)  
Nov 8 74,659 23-20\* W Cleveland Browns (Mile High Stadium) (\* O/T)  
Nov 15 64,518 24-7 W Tampa Bay Buccaneers (Tampa Stadium)  
Nov 22 57,207 21-38 L Cincinnati Bengals (Riverfront Stadium)  
Nov 29 51,533 17-34 L San Diego Chargers (San Diego Stadium)  
Dec 6 74,744 16-13 W Kansas City Chiefs (Mile High Stadium)  
Dec 13 74,527 23-13 W Seattle Seahawks (Mile High Stadium)  
Dec 20 40,125 24-35 L Chicago Bears (Soldier Field)  
1,073,636 321-289

—1982 DENVER BRONCOS—HEAD COACH DAN REEVES

—1982 PRE-SEASON—BRONCOS WON 4.  
Aug 14 57,482 33-20 W Los Angeles Rams (Anaheim Stadium) (Sat night)  
Aug 21 74,485 17-14 W Miami Dolphins (Mile High Stadium) (Sat night)  
Aug 28 73,371 27-17 W Minnesota Vikings (Mile High Stadium) (Sat night)  
Sep 4 43,820 20-13 W New York Jets (Giants Stadium) (Sat night)  
249,138 97-64

—1982 REGULAR SEASON—BRONCOS WON 2, LOST 7. (5TH AFC WEST)  
Sep 12 73,564 3-23 L San Diego Chargers (Mile High Stadium)  
Sep 19 73,899 24-21 W San Francisco 49ers (Mile High Stadium)  
57 DAY PLAYER STRIKE CANCELS 8 GAMES  
Nov 21 73,916 10-17 L Seattle Seahawks (Mile High Stadium)  
Nov 28 47,629 20-30 L San Diego Chargers (San Diego Stadium)  
Dec 5 73,984 27-34 L Atlanta Falcons (Mile High Stadium)  
Dec 12 48,112 27-24 W Los Angeles Rams (Anaheim Stadium)  
Dec 19 74,192 16-37 L Kansas City Chiefs (Mile High Stadium)  
Dec 26 44,160 10-27 L Los Angeles Raiders (L.A. Coliseum)  
Jan 2 43,145 11-13 L Seattle Seahawks (Kingdome) (Resked Nov 7)  
552,601 148-226

—1983 DENVER BRONCOS—HEAD COACH DAN REEVES

—1983 PRE-SEASON—BRONCOS WON 3, LOST 1.  
Aug 5 53,887 10-7 W Seattle Seahawks (Mile High Stadium) (Fri night)  
Aug 13 73,199 21-10 W Atlanta Falcons (Mile High Stadium) (Sat night)  
Aug 20 73,244 19-10 W Cleveland Browns (Mile High Stadium) (Sat night)  
Aug 26 59,435 3-34 L Minnesota Vikings (Met Stadium) (Fri night)  
259,765 53-61

—1983 REGULAR SEASON—BRONCOS WON 9, LOST 7. (3RD AFC WEST)  
Sep 4 58,233 14-10 W Pittsburgh Steelers (Three Rivers Stadium)  
Sep 11 52,613 17-10 W Baltimore Colts (Memorial Stadium)  
Sep 18 74,202 10-13 L Philadelphia Eagles (Mile High Stadium)  
Sep 25 74,289 7-22 L Los Angeles Raiders (Mile High Stadium)  
Oct 2 58,210 14-31 L Chicago Bears (Soldier Field)  
Oct 9 44,209 26-14 W Houston Oilers (Astrodome)  
Oct 16 74,305 24-17 W Cincinnati Bengals (Mile High Stadium)  
Oct 23 74,581 14-6 W San Diego Chargers (Mile High Stadium)  
Oct 30 74,640 27-24 W Kansas City Chiefs (Mile High Stadium)  
Nov 6 61,189 19-27 L Seattle Seahawks (Kingdome)  
Nov 13 51,945 20-22 L Los Angeles Raiders (L.A. Coliseum)  
Nov 20 74,710 38-27 W Seattle Seahawks (Mile High Stadium)  
Nov 27 43,650 7-31 L San Diego Chargers (San Diego Stadium)  
Dec 4 70,912 27-6 W Cleveland Browns (Mile High Stadium)  
Dec 11 74,854 21-19 W Baltimore Colts (Mile High Stadium)  
Dec 18 11,377 17-48 L Kansas City Chiefs (Arrowhead Stadium)  
973,188 302-327

—1983 AFC FIRST-ROUND (WILD CARD) PLAYOFF GAME—  
Dec 24 64,275 7-31 L Seattle Seahawks (Kingdome) (Sat)

—1984 DENVER BRONCOS—HEAD COACH DAN REEVES

—1984 PRE-SEASON—BRONCOS WON 3, LOST 1.  
Aug 4 31,716 13-16 L Washington Redskins (Mile High Stadium) (Sat night)

Aug 11 70,211 21-20 W San Francisco 49ers (Mile High Stadium) (Sat night)  
Aug 18 88,951 31-0 W Indianapolis Colts (Mile High Stadium) (Sat night)  
Aug 24 30,988 24-13 W Atlanta Falcons (Atlanta Stadium) (Fri night)  
201,866 89-49

—1984 REGULAR SEASON—BRONCOS WON 13, LOST 3. (1ST AFC WEST)

Sep 2 74,178 20-17 W Cincinnati Bengals (Mile High Stadium)  
Sep 9 54,335 0-27 L Chicago Bears (Soldier Field)  
Sep 16 61,980 24-14 W Cleveland Browns (Cleveland Stadium)  
Sep 23 74,263 21-0 W Kansas City Chiefs (Mile High Stadium)  
Sep 30 74,833 16-13 W Los Angeles Raiders (Mile High Stadium)  
Oct 7 55,836 28-7 W Detroit Lions (Silverdome)  
Oct 15 62,546 17-14 W Green Bay Packers (Mile High Stadium) (Mon night)  
Oct 21 31,204 37-7 W Buffalo Bills (Rich Stadium)  
Oct 28 91,020 22-19\* W Los Angeles Raiders (L.A. Coliseum) (\* O/T)  
Nov 4 74,908 26-19 W New England Patriots (Mile High Stadium)  
Nov 11 53,162 16-13 W San Diego Chargers (San Diego Stadium)  
Nov 18 74,716 42-21 W Minnesota Vikings (Mile High Stadium)  
Nov 25 74,922 24-27 L Seattle Seahawks (Mile High Stadium)  
Dec 2 38,494 13-16 L Kansas City Chiefs (Arrowhead Stadium)  
Dec 9 74,867 16-13 W San Diego Chargers (Mile High Stadium)  
Dec 15 64,411 31-14 W Seattle Seahawks (Kingdome) (Sat)  
1,032,737 353-241

—1984 AFC DIVISIONAL PLAYOFF GAME—

Dec 30 74,981 17-24 L Pittsburgh Steelers (Mile High Stadium)

—1985 DENVER BRONCOS—HEAD COACH DAN REEVES

—1985 PRE-SEASON—BRONCOS WON 2, LOST 2.  
Aug 10 49,374 20-30 L New York Giants (Mile High Stadium) (Sat night)  
Aug 19 55,425 20-13 W San Francisco 49ers (Candlestick Park) (Mon night)  
Aug 24 71,406 20-3 W Indianapolis Colts (Mile High Stadium) (Sat night)  
Aug 30 69,373 9-13 L Minnesota Vikings (Mile High Stadium) (Fri night)  
245,578 69-59

—1985 REGULAR SEASON—BRONCOS WON 11, LOST 5. (2ND AFC WEST)

Sep 8 52,522 16-20 L Los Angeles Rams (Anaheim Stadium)  
Sep 15 74,488 34-23 W New Orleans Saints (Mile High Stadium)  
Sep 22 37,903 44-28 W Atlanta Falcons (Atlanta Stadium)  
Sep 29 73,614 26-30 L Miami Dolphins (Mile High Stadium)  
Oct 6 74,699 31-20 W Houston Oilers (Mile High Stadium)  
Oct 13 60,128 15-10 W Indianapolis Colts (Hoosier Dome)  
Oct 20 74,899 13-10\* W Seattle Seahawks (Mile High Stadium) (\* O/T)  
Oct 27 68,248 30-10 W Kansas City Chiefs (Arrowhead Stadium)  
Nov 3 57,312 10-30 L San Diego Chargers (San Diego Stadium)  
Nov 11 73,173 17-16 W San Francisco 49ers (Mile High Stadium) (Mon night)  
Nov 17 74,376 30-24\* W San Diego Chargers (Mile High Stadium) (\* O/T)  
Nov 24 63,161 28-31\* L Los Angeles Raiders (L.A. Coliseum) (\* O/T)  
Dec 1 56,797 31-23 W Pittsburgh Steelers (Three Rivers Stadium)  
Dec 8 75,042 14-17\* L Los Angeles Raiders (Mile High Stadium) (\* O/T)  
Dec 14 69,209 14-13 W Kansas City Chiefs (Mile High Stadium) (Sat)  
Dec 20 56,283 27-24 W Seattle Seahawks (Kingdome) (Fri night)  
1,041,854 380-329

—1986 DENVER BRONCOS—HEAD COACH DAN REEVES

—1986 PRE-SEASON—BRONCOS WON 2, LOST 2.  
Aug 9 47,408 7-10 L New Orleans Saints (Mile High Stadium) (Sat night)  
Aug 16 53,193 27-29 L Minnesota Vikings (Metroland) (Sat night)  
Aug 23 73,592 14-9 W San Francisco 49ers (Mile High Stadium) (Sat night)  
Aug 29 71,737 19-10 W Los Angeles Rams (Mile High Stadium) (Fri night)  
245,930 67-48

—1986 REGULAR SEASON—BRONCOS WON 11, LOST 5. (1ST AFC WEST)

Sep 7 75,895 38-36 W Los Angeles Raiders (Mile High Stadium)  
Sep 15 57,305 21-10 W Pittsburgh Steelers (Three Rivers Stadium) (Mon night)  
Sep 21 63,839 33-7 W Philadelphia Eagles (Veterans Stadium)  
Sep 28 75,804 27-20 W New England Patriots (Mile High Stadium)  
Oct 5 76,082 29-14 W Dallas Cowboys (Mile High Stadium)  
Oct 12 55,662 31-14 W San Diego Chargers (San Diego Stadium)  
Oct 20 73,759 10-22 L New York Jets (Giants Stadium) (Mon night)  
Oct 26 76,089 20-13 W Seattle Seahawks (Mile High Stadium)  
Nov 2 90,153 21-10 W Los Angeles Raiders (L.A. Coliseum)  
Nov 9 75,012 3-9 L San Diego Chargers (Mile High Stadium)  
Nov 16 75,745 38-17 W Kansas City Chiefs (Mile High Stadium)  
Nov 23 75,116 16-19 L New York Giants (Giants Stadium)  
Nov 30 58,705 34-28 W Cincinnati Bengals (Mile High Stadium)  
Dec 7 47,019 10-37 L Kansas City Chiefs (Arrowhead Stadium)  
Dec 13 75,905 31-30 W Washington Redskins (Mile High Stadium) (Sat)  
Dec 20 63,697 16-41 L Seattle Seahawks (Kingdome) (Sat)  
1,178,074 378-327

—1986 AFC DIVISIONAL PLAYOFF GAME—

Jan 4 75,262 22-17 W New England Patriots (Mile High Stadium)

—1986 AFC CHAMPIONSHIP GAME—

Jan 11 79,973 23-20\* W Cleveland Browns (Cleveland Stadium) (\* O/T)

# —1986 SUPER BOWL TWENTY-ONE—(XXI)

Jan 25 101,063 20-39 L New York Giants (Pasadena Rose Bowl)

# —1987 DENVER BRONCOS—HEAD COACH DAN REEVES

## —1987 PRE-SEASON—

## —BRONCOS WON 3, LOST 2.

Aug 9 72,786 27-28 L Los Angeles Rams (London Wembley Stadium)  
 Aug 15 67,500 20-14 W Green Bay Packers (Tempe Sun Devil Stadium) (Sat night)  
 Aug 24 74,288 31-28 W Miami Dolphins (Mile High Stadium) (Mon night)  
 Aug 29 54,254 24-20 W Los Angeles Rams (Anaheim Stadium) (Sat night)  
 Sep 3 74,081 17-27 L Minnesota Vikings (Mile High Stadium) (Thur night)  
 342,909 119-117

## —1987 REGULAR SEASON—BRONCOS WON 10, LOST 4, 1 TIE. (1ST AFC WEST)

Sep 13 75,999 40-17 W Seattle Seahawks (Mile High Stadium)  
 Sep 20 50,624 17-17\* T Green Bay Packers (Milwaukee County Stadium) (\* O/T)  
 Sep 28 GAME CANCELLED (Broncos at Cleveland) (Mon night)  
 Oct 4 38,494 10-40 L †Houston Oilers (Mile High Stadium)  
 Oct 12 61,230 30-14 W †Los Angeles Raiders (Mile High Stadium) (Mon night)  
 Oct 18 20,295 26-17 W †Kansas City Chiefs (Arrowhead Stadium)  
 †"Replacement Games"  
 Oct 26 51,011 27-34 L Minnesota Vikings (Metrodome) (Mon night)  
 Nov 1 75,172 34-0 W Detroit Lions (Mile High Stadium)  
 Nov 8 63,698 14-21 L Buffalo Bills (Rich Stadium)  
 Nov 16 75,783 31-29 W Chicago Bears (Mile High Stadium) (Mon night)  
 Nov 22 61,318 23-17 W Los Angeles Raiders (L.A. Coliseum)  
 Nov 29 61,880 31-17 W San Diego Chargers (San Diego Stadium)  
 Dec 6 75,795 31-20 W New England Patriots (Mile High Stadium)  
 Dec 13 61,759 21-28 L Seattle Seahawks (Kingdome)  
 Dec 19 75,053 20-17 W Kansas City Chiefs (Mile High Stadium) (Sat)  
 Dec 27 37,500 24-0 W San Diego Chargers (Mile High Stadium)  
 869,301 379-288

## —1987 AFC DIVISIONAL PLAYOFF GAME—

Jan 10 75,440 34-10 W Houston Oilers (Mile High Stadium)

## —1987 AFC CHAMPIONSHIP GAME—

Jan 17 76,197 38-33 W Cleveland Browns (Mile High Stadium)

## —1987 SUPER BOWL TWENTY-TWO—(XXII)

Jan 31 73,302 10-42 L Washington Redskins (San Diego—Jack Murphy Stadium)

# —1988 DENVER BRONCOS—HEAD COACH DAN REEVES

## —1988 PRE-SEASON—

## —BRONCOS WON 3, LOST 1.

Aug 3 43,978 40-31 W Los Angeles Rams (Anaheim Stadium) (Wed night)  
 Aug 13 75,067 34-24 W San Francisco 49ers (Mile High Stadium) (Sat night)  
 Aug 19 49,795 13-16\* L Miami Dolphins (Joe Robbie Stadium) (Fri night) (\* O/T)  
 Aug 25 73,957 21-20 W Indianapolis Colts (Mile High Stadium) (Thur night)  
 242,797 108-91

## —1988 REGULAR SEASON—BRONCOS WON 8, LOST 8. (2ND AFC WEST)

Sep 4 75,986 14-21 L Seattle Seahawks (Mile High Stadium)  
 Sep 11 75,359 34-3 W San Diego Chargers (Mile High Stadium)  
 Sep 18 63,268 13-20 L Kansas City Chiefs (Arrowhead Stadium)  
 Sep 26 75,964 27-30\* L Los Angeles Raiders (Mile High Stadium) (Mon night) (\* O/T)  
 Oct 2 55,763 12-0 W San Diego Chargers (San Diego Stadium)  
 Oct 9 61,711 16-13\* W San Francisco 49ers (Candlestick Park) (\* O/T)  
 Oct 16 75,287 30-14 W Atlanta Falcons (Mile High Stadium)  
 Oct 23 49,811 21-39 L Pittsburgh Steelers (Three Rivers Stadium)  
 Oct 31 60,544 23-55 L Indianapolis Colts (Hoosier Dome) (Mon night)  
 Nov 6 74,227 17-11 W Kansas City Chiefs (Mile High Stadium)  
 Nov 13 75,806 30-7 W Cleveland Browns (Mile High Stadium)  
 Nov 20 68,075 0-42 L New Orleans Saints (Superdome)  
 Nov 27 74,141 35-24 W Los Angeles Rams (Mile High Stadium)  
 Dec 4 65,561 20-21 L Los Angeles Raiders (L.A. Coliseum)  
 Dec 11 62,838 14-42 L Seattle Seahawks (Kingdome)  
 Dec 17 70,910 21-10 W New England Patriots (Mile High Stadium) (Sat)  
 1,085,251 327-352

## —1989 DENVER BRONCOS—HEAD COACH DAN REEVES

## —1989 PRE-SEASON—

## —BRONCOS WON 2, LOST 2.

Aug 12 70,049 17-13 W Los Angeles Rams (Mile High Stadium) (Sat night)  
 Aug 19 58,641 17-35 L San Francisco 49ers (Candlestick Park) (Sat night)  
 Aug 26 74,076 24-21\* W Dallas Cowboys (Mile High Stadium) (Sat night) (\* O/T)  
 Sep 2 55,128 34-38 L Indianapolis Colts (Hoosier Dome) (Sat night)  
 257,894 92-107

## —1989 REGULAR SEASON—BRONCOS WON 11, LOST 5. (1ST AFC WEST)

Sep 10 74,284 34-20 W Kansas City Chiefs (Mile High Stadium)  
 Sep 18 78,176 28-14 W Buffalo Bills (Rich Stadium) (Mon night)  
 Sep 24 75,754 31-21 W Los Angeles Raiders (Mile High Stadium)  
 Oct 1 78,637 13-16 L Cleveland Browns (Cleveland Stadium)

Oct 8 75,222 16-10 W San Diego Chargers (Mile High Stadium)  
 Oct 15 74,880 14-3 W Indianapolis Colts (Mile High Stadium)  
 Oct 22 62,353 24-21\* W Seattle Seahawks (Kingdome) (\* O/T)  
 Oct 29 75,065 24-28 L Philadelphia Eagles (Mile High Stadium)  
 Nov 5 74,739 34-7 W Pittsburgh Steelers (Mile High Stadium)  
 Nov 12 76,245 16-13 W Kansas City Chiefs (Arrowhead Stadium)  
 Nov 20 52,975 14-10 W Washington Redskins (RFK Stadium) (Mon night)  
 Nov 26 75,117 41-14 W Seattle Seahawks (Mile High Stadium)  
 Dec 3 87,560 13-16\* L Los Angeles Raiders (L.A. Coliseum) (\* O/T)  
 Dec 10 63,283 7-14 L New York Giants (Mile High Stadium)  
 Dec 16 56,071 37-0 W Phoenix Cardinals (Sun Devil Stadium) (Sat)  
 Dec 24 50,524 16-19 L San Diego Chargers (San Diego Stadium)  
 1,130,686 362-226

## —1989 AFC DIVISIONAL PLAYOFF GAME—

Jan 7 75,477 24-23 W Pittsburgh Steelers (Mile High Stadium)

## —1989 AFC CHAMPIONSHIP GAME—

Jan 14 76,046 37-21 W Cleveland Browns (Mile High Stadium)

## —1989 SUPER BOWL TWENTY FOUR—(XXIV)

Jan 28 72,919 10-55 L San Francisco 49ers (New Orleans Superdome)

# —1990 DENVER BRONCOS—HEAD COACH DAN REEVES

## —1990 PRE-SEASON—

## —BRONCOS WON 3, LOST 2.

Aug 5 48,827 10-7 W Seattle Seahawks (Tokyo, Japan) (American Bowl)  
 Aug 11 51,044 16-7 W Indianapolis Colts (Hoosier Dome) (Sat night)  
 Aug 20 74,164 24-27 L San Francisco 49ers (Mile High Stadium) (Mon night)  
 Aug 25 44,897 16-17 L Miami Dolphins (Joe Robbie Stadium) (Sat night)  
 Aug 31 71,082 25-14 W Phoenix Cardinals (Mile High Stadium) (Fri night)  
 290,014 91-72

## —1990 REGULAR SEASON—BRONCOS WON 5, LOST 11. (5TH AFC WEST)

Sep 9 54,206 9-14 L Los Angeles Raiders (L.A. Coliseum)  
 Sep 17 75,277 24-23 W Kansas City Chiefs (Mile High Stadium) (Mon night)  
 Sep 23 75,290 34-31\* W Seattle Seahawks (Mile High Stadium) (\* O/T)  
 Sep 30 74,393 28-29 L Buffalo Bills (Rich Stadium)  
 Oct 8 74,814 29-30 L Cleveland Browns (Mile High Stadium) (Mon night)  
 Oct 14 74,285 17-34 L Pittsburgh Steelers (Mile High Stadium)  
 Oct 21 29,850 27-17 W Indianapolis Colts (Hoosier Dome)  
 Nov 4 57,331 22-27 L Minnesota Vikings (Metrodome)  
 Nov 11 59,557 7-19 L San Diego Chargers (San Diego Stadium)  
 Nov 18 75,013 13-16\* L Chicago Bears (Mile High Stadium) (\* O/T)  
 Nov 22 73,896 27-40 L Detroit Lions (Silverdome) (Thur)  
 Dec 2 74,162 20-23 L Los Angeles Raiders (Mile High Stadium)  
 Dec 9 74,347 20-31 L Kansas City Chiefs (Arrowhead Stadium)  
 Dec 16 64,919 20-10 W San Diego Chargers (Mile High Stadium) (Sat)  
 Dec 23 55,845 12-17 L Seattle Seahawks (Kingdome)  
 Dec 30 46,943 22-13 W Green Bay Packers (Mile High Stadium) (Bye Oct 28)  
 1,071,128 331-374

## —1991 DENVER BRONCOS—HEAD COACH DAN REEVES

## —1991 PRE-SEASON—

## —BRONCOS WON 2, LOST 3.

Jul 27 23,815 3-14 L Detroit Lions (Canton, Ohio Hall of Fame) (Sat)  
 Aug 2 75,375 10-3 W Indianapolis Colts (Mile High Stadium) (Fri night)  
 Aug 7 54,170 6-24 L San Francisco 49ers (Candlestick Park) (Wed night)  
 Aug 19 72,555 21-13 W Miami Dolphins (Mile High Stadium) (Mon night)  
 Aug 23 38,372 10-34 L Phoenix Cardinals (Sun Devil Stadium) (Fri night)  
 264,287 50-88

## —1991 REGULAR SEASON—BRONCOS WON 12, LOST 4. (1ST AFC WEST)

Sep 1 72,855 45-14 W Cincinnati Bengals (Mile High Stadium)  
 Sep 8 48,569 13-16 L Los Angeles Raiders (L.A. Coliseum)  
 Sep 15 74,152 16-10 W Seattle Seahawks (Mile High Stadium)  
 Sep 22 73,258 27-19 W San Diego Chargers (Mile High Stadium)  
 Sep 29 55,031 13-6 W Minnesota Vikings (Metrodome)  
 Oct 6 59,145 14-42 L Houston Oilers (Astrodome)  
 Oct 20 75,866 19-16 W Kansas City Chiefs (Mile High Stadium)  
 Oct 27 43,994 9-6 W New England Patriots (Foxboro Stadium)  
 Nov 3 70,973 20-13 W Pittsburgh Steelers (Mile High Stadium)  
 Nov 10 75,896 16-17 L Los Angeles Raiders (Mile High Stadium)  
 Nov 17 74,661 24-20 W Kansas City Chiefs (Arrowhead Stadium)  
 Nov 24 60,430 10-13 L Seattle Seahawks (Kingdome)  
 Dec 1 67,116 20-3 W New England Patriots (Mile High Stadium)  
 Dec 8 73,539 17-7 W Cleveland Browns (Cleveland Stadium)  
 Dec 15 74,098 24-19 W Phoenix Cardinals (Mile High Stadium)  
 Dec 22 51,449 17-14 W San Diego Chargers (San Diego Stadium) (Bye Oct 13)  
 1,053,275 304-235

## —1991 AFC DIVISIONAL PLAYOFF GAME—

Jan 4 75,301 26-24 W Houston Oilers (Mile High Stadium) (Sat)

## —1991 AFC CHAMPIONSHIP GAME—

Jan 12 80,272 7-10 L Buffalo Bills (Rich Stadium)



—1992 DENVER BRONCOS—HEAD COACH DAN REEVES

—1992 PRE-SEASON—

Aug 3	50,435	7-13	L	San Francisco 49ers (Candlestick Park) (Mon night)
Aug 8	66,521	31-10	W	Tampa Bay Buccaneers (Mile High Stadium) (Sat night)
Aug 15	60,813	27-31	L	Miami Dolphins (Berlin American Bowl) (Sat)
Aug 22	61,485	3-17	L	Dallas Cowboys (Texas Stadium) (Sat night)
Aug 28	66,743	17-21	L	Phoenix Cardinals (Mile High Stadium) (Fri night)
	305,997	75-92		

—1992 REGULAR SEASON—

Sep 6	75,418	17-13	W	Los Angeles Raiders (Mile High Stadium)
Sep 13	74,367	21-13	W	San Diego Chargers (Mile High Stadium)
Sep 20	65,833	0-30	L	Philadelphia Eagles (Veterans Stadium)
Sep 27	78,064	12-0	W	Cleveland Browns (Cleveland Stadium)
Oct 4	75,629	20-19	W	Kansas City Chiefs (Mile High Stadium)
Oct 12	56,371	17-34	L	Washington Redskins (RFK Stadium) (Mon night)
Oct 18	74,827	27-21	W	Houston Oilers (Mile High Stadium)
Oct 25	53,576	21-24	L	San Diego Chargers (San Diego Stadium)
Nov 8	74,678	27-16	W	New York Jets (Mile High Stadium)
Nov 15	75,269	27-13	W	New York Giants (Mile High Stadium)
Nov 22	50,011	0-24	L	Los Angeles Raiders (L.A. Coliseum)
Nov 30	51,612	13-16*	L	Seattle Seahawks (Kingdome) (Mon night) (* O/T)
Dec 6	74,946	27-31	L	Dallas Cowboys (Mile High Stadium)
Dec 12	71,740	17-27	L	Buffalo Bills (Rich Stadium) (Sat)
Dec 20	72,570	10-6	W	Seattle Seahawks (Mile High Stadium)
Dec 27	76,240	20-42	L	Kansas City Chiefs (Arrowhead Stadium) (Bye Nov 1)
	1,108,833	262-329		

—1993 DENVER BRONCOS—HEAD COACH WADE PHILLIPS

—1993 PRE-SEASON—

Aug 7	38,020	23-7	W	Tampa Bay Buccaneers (Tampa Stadium) (Sat night)
Aug 16	71,921	13-16	L	San Francisco 49ers (Mile High Stadium) (Mon night)
Aug 20	59,383	34-24	W	Miami Dolphins (Mile High Stadium) (Fri night)
Aug 27	44,207	9-34	L	Phoenix Cardinals (Sun Devil Stadium) (Fri night)
	213,531	79-81		

—1993 REGULAR SEASON—

Sep 5	68,130	26-20	W	New York Jets (Giants Stadium)
Sep 12	75,074	34-17	W	San Diego Chargers (Mile High Stadium)
Sep 20	78,453	7-15	L	Kansas City Chiefs (Arrowhead Stadium) (Mon night)
Oct 3	74,953	35-13	W	Indianapolis Colts (Mile High Stadium)
Oct 10	58,943	27-30	L	Green Bay Packers (Lambeau Field) (Sun night)
Oct 18	75,712	20-23	L	Los Angeles Raiders (Mile High Stadium) (Mon night)
Oct 31	73,644	28-17	W	Seattle Seahawks (Mile High Stadium)
Nov 7	77,818	29-14	W	Cleveland Browns (Cleveland Stadium)
Nov 14	67,329	23-26	L	Minnesota Vikings (Mile High Stadium)
Nov 21	74,840	37-13	W	Pittsburgh Steelers (Mile High Stadium)
Nov 28	57,812	17-9	W	Seattle Seahawks (Kingdome)
Dec 5	60,233	10-13	L	San Diego Chargers (San Diego Stadium)
Dec 12	75,822	27-21	W	Kansas City Chiefs (Mile High Stadium)
Dec 18	53,056	13-3	W	Chicago Bears (Soldier Field) (Sat)
Dec 26	73,434	10-17	L	Tampa Bay Buccaneers (Mile High Stadium)
Jan 2	66,904	30-33*	L	Los Angeles Raiders (L.A. Coliseum) (* O/T)
	1,112,157	373-284		(Bye Sep 26 and Oct 24)

—1993 AFC FIRST-ROUND (WILD CARD) PLAYOFF GAME—

Jan 9	65,314	24-42	L	Los Angeles Raiders (L.A. Coliseum)
-------	--------	-------	---	-------------------------------------

BRONCOS WON 1, LOST 4.

BRONCOS WON 8, LOST 8. (3RD AFC WEST)

BRONCOS WON 2, LOST 2.

BRONCOS WON 9, LOST 7. (3RD AFC WEST)

REGULAR SEASON SERIES RECORDS

ATLANTA FALCONS

1970—At Den 24, Atl 10  
 1972—At Atl 23, Den 20  
 1975—At Atl 35, Den 21  
 1979—Den 20, At Atl 17 (OT)  
 1982—Atl 34, At Den 27  
 1985—Den 44, At Atl 28  
 1988—At Den 30, Atl 14  
 (RS: Broncos 4, Falcons 3)

BUFFALO BILLS

1960—Den 27, At Buf 21  
 1960—At Den 38, Buf 38 (tie)  
 1961—Den 22, At Buf 10  
 1961—Buf 23, At Den 10  
 1962—Den 23, At Buf 20  
 1962—Buf 45, At Den 38  
 1963—Buf 30, At Den 28  
 1963—At Buf 27, Den 17  
 1964—At Buf 30, Den 13  
 1964—Buf 30, At Den 19  
 1965—Buf 30, At Den 15  
 1965—At Buf 31, Den 13  
 1966—At Buf 38, Den 21  
 1967—Buf 17, At Den 16  
 1967—Den 21, At Buf 20  
 1968—At Den 34, Buf 32  
 1969—At Buf 41, Den 28  
 1970—Den 25, At Buf 10  
 1975—At Buf 38, Den 14  
 1977—At Den 26, Buf 6  
 1979—Den 19, At Buf 16  
 1981—At Buf 9, Den 7  
 1984—Den 37, At Buf 7  
 1987—At Buf 21, Den 14  
 1989—Den 28, At Buf 21  
 1990—At Buf 29, Den 28  
 1991—At Buf 10, Den 7\*  
 1992—At Buf 27, Den 17  
 (RS: Broncos 10, Bills 16, 1 tie)  
 (PS: Broncos 0, Bills 1)  
 \*AFC Championship

CHICAGO BEARS

1971—At Den 6, Chi 3  
 1973—Chi 33, At Den 14  
 1976—Den 28, At Chi 14  
 1978—At Den 16, Chi 7  
 1981—At Chi 35, Den 24  
 1983—At Chi 31, Den 14  
 1984—At Chi 27, Den 0  
 1986—At Den 31, Chi 29  
 1990—Chi 16, At Den 13 (OT)  
 1993—Den 13, At Chi 3  
 (RS: Broncos 5, Bears 5)

CINCINNATI BENGALS

1968—At Cin 24, Den 10  
 1968—At Den 10, Cin 7  
 1969—Den 30, At Cin 23  
 1969—At Den 27, Cin 16  
 1971—Cin 24, At Den 10  
 1972—At Cin 21, Den 10  
 1973—At Den 28, Cin 10  
 1975—Cin 17, At Den 16  
 1976—At Cin 17, Den 7  
 1977—Den 24, At Cin 13  
 1979—At Den 10, Cin 0  
 1981—At Cin 38, Den 21  
 1983—At Den 24, Cin 17  
 1984—At Den 20, Cin 17  
 1986—At Den 34, Cin 28  
 1991—At Den 45, Cin 14  
 (RS: Broncos 10, Bengals 6)

CLEVELAND BROWNS

1970—Cle 27, At Den 13  
 1971—Den 27, At Cle 0  
 1972—Cle 27, At Den 20  
 1974—At Cle 23, Den 21  
 1975—At Den 16, Cle 15  
 1976—At Den 44, Cle 13  
 1978—Den 19, At Cle 7  
 1980—Den 19, At Cle 16  
 1981—At Den 23, Cle 20 (OT)  
 1983—At Den 27, Cle 6  
 1984—Den 24, At Cle 14  
 1986—Den 23, At Cle 20 (OT)\*  
 1987—At Den 38, Cle 33\*  
 1988—At Den 30, Cle 7  
 1989—At Cle 16, Den 13  
 1989—At Den 37, Cle 31\*  
 1990—Cle 30, At Den 29  
 1991—Den 17, At Cle 7  
 1992—Den 12, At Cle 0  
 1993—Den 29, At Cle 14  
 (RS: Broncos 12, Browns 5)  
 (PS: Broncos 3, Browns 0)  
 \*AFC Championship

DALLAS COWBOYS

1973—Dal 22, At Den 10  
 1977—At Dal 14, Den 6  
 1977—Dal 27, Den 10\*  
 1980—At Den 41, Dal 20  
 1986—At Den 29, Dal 14  
 1992—Dal 31, At Den 27  
 (RS: Broncos 2, Cowboys 3)  
 (PS: Broncos 0, Cowboys 1)  
 \*Super Bowl XII

DETROIT LIONS

1971—Det 24, At Den 20  
 1974—Den 31, At Det 27  
 1978—At Det 17, Den 14  
 1981—At Den 27, Det 21  
 1984—Den 28, At Det 7  
 1987—At Den 34, Det 0  
 1990—At Det 40, Den 27  
 (RS: Broncos 4, Lions 3)

GREEN BAY PACKERS

1971—At GB 34, Den 13 (Milw.)  
 1975—At Den 23, GB 13  
 1978—At Den 16, GB 3  
 1984—At Den 17, GB 14  
 1987—At GB 17, Den 17 (OT) (Milw.)  
 1990—At Den 22, GB 13  
 1993—At GB 30, Den 27  
 (RS: Broncos 4, Packers 2, 1 tie)

HOUSTON OILERS

1960—Hou 45, At Den 25  
 1960—At Hou 20, Den 10  
 1961—Hou 55, At Den 14  
 1961—At Hou 45, Den 14  
 1962—At Den 20, Hou 10  
 1962—At Hou 34, Den 17  
 1963—At Hou 20, Den 14  
 1963—Hou 33, At Den 24  
 1964—Hou 38, At Den 17  
 1964—At Hou 34, Den 15  
 1965—At Den 28, Hou 17  
 1965—Den 31, At Hou 21  
 1966—At Hou 45, Den 7  
 1966—At Den 40, Hou 38  
 1967—At Hou 10, Den 6  
 1967—Hou 20, At Den 18

## Series Records (Continued)

1968—At Hou 38, Den 17  
 1969—At Hou 24, Den 21  
 1969—At Den 20, Hou 20  
 1970—At Hou 31, Den 21  
 1972—At Den 30, Hou 17  
 1973—Den 48, At Hou 20  
 1974—At Den 37, Hou 14  
 1976—At Hou 17, Den 3  
 1977—Den 24, At Hou 14  
 1979—At Hou 13, Den 7\*  
 1980—Hou 20, At Den 16  
 1983—Den 26, At Hou 14  
 1985—At Den 31, Hou 20  
 1987—Hou 40, At Den 10  
 1987—At Den 34, Hou 10\*\*  
 1991—At Hou 42, Den 14  
 1991—At Den 26, Hou 24\*\*  
 1992—At Den 27, Hou 21  
 (RS: Broncos 11, Oilers 19, 1 tie)  
 (PS: Broncos 2, Oilers 1)  
 \*First round playoff  
 \*\*Divisional playoff

### INDIANAPOLIS COLTS (Baltimore Colts 1953-83)

1974—Den 17, At Bal 6  
 1977—At Den 27, Bal 13  
 1978—At Bal 7, Den 6  
 1981—At Den 28, Bal 10  
 1983—Den 17, At Bal 10  
 1983—At Den 21, Bal 19  
 1985—Den 15, At Ind 10  
 1988—At Ind 55, Den 23  
 1989—At Den 14, Ind 3  
 1990—Den 27, At Ind 17  
 1993—At Den 35, Ind 13  
 (RS: Broncos 9, Colts 2)

### KANSAS CITY CHIEFS (Dallas Texans 1960-62)

1960—Dal 17, At Den 14  
 1960—At Dal 34, Den 7  
 1961—Dal 19, At Den 12  
 1961—At Dal 49, Den 21  
 1962—Dal 24, At Den 3  
 1962—At Dal 17, Den 10  
 1963—KC 59, At Den 7  
 1963—At KC 52, Den 21  
 1964—At Den 33, KC 27  
 1964—At KC 49, Den 39  
 1965—KC 31, At Den 23  
 1965—At KC 45, Den 35  
 1966—At KC 37, Den 10  
 1966—KC 56, At Den 10  
 1967—At KC 52, Den 9  
 1967—KC 38, At Den 24  
 1968—At KC 34, Den 2  
 1968—KC 30, At Den 7  
 1969—KC 26, At Den 13  
 1969—At KC 31, Den 17  
 1970—At Den 26, KC 13  
 1970—At KC 16, Den 0  
 1971—KC 16, At Den 3  
 1971—At KC 28, Den 10  
 1972—KC 45, At Den 24  
 1972—At KC 24, Den 21  
 1973—At KC 16, Den 14  
 1973—At Den 14, KC 10  
 1974—Den 17, At KC 14  
 1974—KC 42, At Den 34  
 1975—At Den 37, KC 33  
 1975—At KC 26, Den 13  
 1976—Den 35, At KC 26  
 1976—At Den 17, KC 16  
 1977—At Den 23, KC 7

1977—Den 14, At KC 7  
 1978—Den 23, At KC 17 (OT)  
 1978—At Den 24, KC 3  
 1979—Den 24, At KC 10  
 1979—At Den 20, KC 3  
 1980—KC 23, At Den 17  
 1980—At KC 31, Den 14  
 1981—At KC 28, Den 14  
 1981—At Den 16, KC 13  
 1982—KC 37, At Den 16  
 1983—At Den 27, KC 24  
 1983—At KC 48, Den 17  
 1984—At Den 21, KC 0  
 1984—At KC 16, Den 13  
 1985—Den 30, At KC 10  
 1985—At Den 14, KC 13  
 1986—At Den 38, KC 17  
 1986—At KC 37, Den 10  
 1987—Den 26, At KC 17  
 1987—At Den 20, KC 17  
 1988—At KC 20, Den 13  
 1988—At Den 17, KC 11  
 1989—At Den 34, KC 20  
 1989—Den 16, At KC 13  
 1990—At Den 24, KC 23  
 1990—At KC 31, Den 20  
 1991—At Den 19, KC 16  
 1991—Den 24, At KC 20  
 1992—At Den 20, KC 19  
 1992—At KC 42, Den 20  
 1993—At KC 15, Den 7  
 1993—At Den 27, KC 21  
 (RS: Broncos 29, Chiefs 38)

### LOS ANGELES RAIDERS (Oakland Raiders 1960-81)

1960—At Den 31, Oak 14  
 1960—At Oak 48, Den 10  
 1961—At Oak 33, Den 19  
 1961—At Den 27, Oak 24  
 1962—At Den 44, Oak 7  
 1962—Den 23, At Oak 6  
 1963—Oak 26, At Den 10  
 1963—At Oak 35, Den 31  
 1964—At Oak 40, Den 7  
 1964—At Den 20, Oak 20  
 1965—Oak 28, At Den 20  
 1965—At Oak 24, Den 13  
 1966—Oak 17, At Den 3  
 1966—At Oak 28, Den 10  
 1967—At Oak 51, Den 0  
 1967—Oak 21, At Den 17  
 1968—Oak 43, At Den 7  
 1968—At Oak 33, Den 27  
 1969—Oak 24, At Den 14  
 1969—At Oak 41, Den 10  
 1970—At Oak 35, Den 23  
 1970—Oak 24, At Den 19  
 1971—Oak 27, At Den 16  
 1971—At Oak 21, Den 13  
 1972—Den 30, At Oak 23  
 1972—Oak 37, At Den 20  
 1973—At Den 23, Oak 23  
 1973—At Oak 21, Den 17  
 1974—Oak 28, At Den 17  
 1974—Den 20, At Oak 17  
 1975—Oak 42, At Den 17  
 1975—At Oak 17, Den 10  
 1976—Oak 17, At Den 10  
 1976—At Oak 19, Den 3  
 1977—Den 30, At Oak 7  
 1977—Oak 24, At Den 14  
 1977—At Den 20, Oak 17\*  
 1978—At Den 14, Oak 6  
 1978—Den 21, At Oak 6  
 1979—At Oak 27, Den 3

## Series Records (Continued)

1979—Oak 14, At Den 10  
 1980—At Oak 9, Den 3  
 1980—Oak 24, At Den 21  
 1981—At Den 9, Oak 7  
 1981—Den 17, At Oak 0  
 1982—At LA 27, Den 10  
 1983—LA 22, At Den 7  
 1983—At LA 22, Den 20  
 1984—At Den 16, LA 13  
 1984—Den 22, At LA 19 (OT)  
 1985—At LA 31, Den 28 (OT)  
 1985—LA 17, At Den 14 (OT)  
 1986—At Den 38, LA 36  
 1986—Den 21, At LA 10  
 1987—At Den 30, LA 14  
 1987—Den 23, At LA 17  
 1988—LA 30, At Den 27 (OT)  
 1988—At LA 21, Den 20  
 1989—At Den 31, LA 21  
 1989—At LA 16, Den 13 (OT)  
 1990—At LA 14, Den 9  
 1990—LA 23, At Den 20  
 1991—At LA 16, Den 13  
 1991—LA 17, Den 16  
 1992—At Den 17, LA 13  
 1992—At LA 24, Den 0  
 1993—LA 23, At Den 20  
 1993—At LA 33, Den 30 (OT)  
 1993—At LA 42, Den 24\*\*  
 (RS: Broncos 19, Raiders 46, 2 ties)  
 (PS: Broncos 1, Raiders 1)  
 \*AFC Championship  
 \*\*First round playoff

### LOS ANGELES RAMS

1972—Den 16, At LA 10  
 1974—LA 17, At Den 10  
 1979—LA 13, At Den 9  
 1982—Den 27, At LA 24  
 1985—At LA 20, Den 16  
 1988—At Den 35, LA 24  
 (RS: Broncos 3, Rams 3)

### MIAMI DOLPHINS

1966—At Mia 24, Den 7  
 1966—At Den 17, Mia 7  
 1967—At Mia 35, Den 21  
 1968—At Den 21, Mia 14  
 1969—At Mia 27, Den 24  
 1971—At Den 10, Mia 10  
 1975—At Mia 14, Den 13  
 1985—Mia 30, At Den 26  
 (RS: Broncos 2, Dolphins 5, 1 tie)

### MINNESOTA VIKINGS

1972—Min 23, At Den 20  
 1978—At Min 12, Den 9 (OT)  
 1981—At Den 19, Min 17  
 1984—At Den 42, Min 21  
 1987—At Min 34, Den 27  
 1990—At Min 27, Den 22  
 1991—Den 13, At Min 6  
 1993—Min 26, At Den 23  
 (RS: Broncos 3, Vikings 5)

### NEW ENGLAND PATRIOTS (Boston Patriots 1960-70)

1960—Den 13, At Bos 10  
 1960—At Den 31, Bos 24  
 1961—At Bos 45, Den 17  
 1961—Bos 28, At Den 24  
 1962—At Bos 41, Den 16  
 1962—Bos 33, At Den 29  
 1963—At Den 14, Bos 10

1963—At Bos 40, Den 21  
 1964—Bos 39, At Den 10  
 1964—At Bos 12, Den 7  
 1965—Den 27, At Bos 10  
 1965—Bos 28, At Den 20  
 1966—Bos 24, At Den 10  
 1966—Den 17, At Bos 10  
 1967—At Den 26, Bos 21  
 1968—Bos 20, At Den 17  
 1968—Den 35, At Bos 14  
 1969—At Den 35, Bos 7  
 1972—At Den 45, NE 21  
 1976—At NE 38, Den 14  
 1979—At Den 45, NE 10  
 1980—At NE 23, Den 14  
 1984—At Den 26, NE 19  
 1986—At Den 27, NE 20  
 1986—At Den 22, NE 17\*  
 1987—At Den 31, NE 20  
 1988—At Den 21, NE 10  
 1991—Den 9, At NE 6  
 1991—At Den 20, NE 3  
 (RS: Broncos 16, Patriots 12)  
 (PS: Broncos 1, Patriots 0)  
 \*Divisional playoff

### NEW ORLEANS SAINTS

1970—Den 31, At NO 6  
 1974—At Den 33, NO 17  
 1979—At Den 10, NO 3  
 1985—At Den 34, NO 23  
 1988—At NO 42, Den 0  
 (RS: Broncos 4, Saints 1)

### NEW YORK GIANTS

1972—At NY 29, Den 17  
 1976—At Den 14, NY 13  
 1980—Den 14, At NY 9  
 1986—At NY 19, Den 16  
 1986—NY 39, Den 20\*  
 1989—NY 14, At Den 7  
 1992—At Den 27, NY 13  
 (RS: Broncos 3, Giants 3)  
 (PS: Broncos 0, Giants 1)  
 \*Super Bowl XXI

### NEW YORK JETS (New York Titans 1960-62)

1960—At NY 28, Den 24  
 1960—NY 30, At Den 27  
 1961—At NY 35, Den 28  
 1961—At Den 27, NY 10  
 1962—Den 32, At NY 10  
 1962—NY 46, At Den 45  
 1963—Den 35, NY 35  
 1963—NY 14, At Den 9  
 1964—At NY 30, Den 6  
 1964—At Den 20, NY 16  
 1965—At Den 16, NY 13  
 1965—At NY 45, Den 10  
 1966—NY 16, At Den 7  
 1967—NY 38, At Den 24  
 1967—Den 33, At NY 24  
 1968—Den 21, At NY 13  
 1969—At Den 21, NY 19  
 1973—Den 40, At NY 28  
 1976—At Den 46, NY 3  
 1978—NY 31, At Den 28  
 1980—At Den 31, NY 24  
 1986—At NY 22, Den 10  
 1992—At Den 27, NY 16  
 1993—Den 26, At NY 20  
 (RS: Broncos 12, Jets 11, 1 tie)

### PHILADELPHIA EAGLES

1971—At Phil 17, Den 16

## Series Records (Continued)

1975—At Den 25, Phi 10  
 1980—At Phi 27, Den 6  
 1983—Phi 13, At Den 10  
 1986—Den 33, At Phi 7  
 1989—Phi 28, At Den 24  
 1992—At Phi 30, Den 0  
 (RS: Broncos 2, Eagles 5)

### PHOENIX CARDINALS (St. Louis Cardinals 1960-1987)

1973—Den 17, At SL 17  
 1977—At Den 7, SL 0  
 1989—Den 37, At Phx 0  
 1991—At Den 24, Phx 19  
 (RS: Broncos 3, Cardinals 0,  
 1 tie)

### PITTSBURGH STEELERS

1970—At Den 16, Pit 13  
 1971—Den 22, At Pit 10  
 1973—Den 23, At Pit 13  
 1974—At Den 35, Pit 35 (OT)  
 1975—At Pit 20, Den 9  
 1977—At Den 21, Pit 7  
 1977—At Den 34, Pit 21\*  
 1978—Pit 21, At Den 17  
 1978—At Pit 33, Den 10\*  
 1979—At Pit 42, Den 7  
 1983—Den 14, At Pit 10  
 1984—Pit 24, At Den 17\*  
 1985—Den 31, At Pit 23  
 1986—Den 21, At Pit 10  
 1988—At Pit 39, Den 23  
 1989—At Den 34, Pit 7  
 1989—At Den 24, Pit 23\*  
 1990—Pit 34, At Den 17  
 1991—At Den 20, Pit 13  
 1993—At Den 37, Pit 13  
 (RS: Broncos 10, Steelers 5,  
 1 tie)  
 (PS: Broncos 2, Steelers 2)  
 \*Divisional playoff

### SAN DIEGO CHARGERS (Los Angeles Chargers 1960)

1960—LA 23, At Den 19  
 1960—At LA 41, Den 33  
 1961—At SD 37, Den 0  
 1961—SD 19, At Den 16  
 1962—At Den 30, SD 21  
 1962—Den 23, At SD 20  
 1963—At Den 50, SD 34  
 1963—At SD 58, Den 20  
 1964—At SD 42, Den 14  
 1964—SD 31, At Den 20  
 1965—At SD 34, Den 31  
 1965—SD 35, At Den 21  
 1966—At SD 24, Den 17  
 1966—At Den 20, SD 17  
 1967—SD 38, At Den 21  
 1967—At SD 24, Den 20  
 1968—At SD 55, Den 24  
 1968—SD 47, At Den 23  
 1969—At Den 13, SD 0  
 1969—At SD 45, Den 24  
 1970—At SD 24, Den 21  
 1970—At Den 17, SD 17  
 1971—At Den 20, SD 16  
 1971—At SD 45, Den 17  
 1972—At SD 37, Den 14  
 1972—At Den 38, SD 13  
 1973—At Den 30, SD 19  
 1973—Den 42, At SD 28  
 1974—At Den 27, SD 7  
 1974—At SD 17, Den 0  
 1975—Den 27, At SD 17

1975—At Den 13, SD 10 (OT)  
 1976—At Den 26, SD 0  
 1976—Den 17, At SD 0  
 1977—Den 14, At SD 10  
 1977—At Den 17, SD 9  
 1978—At Den 27, SD 14  
 1978—At SD 23, Den 0  
 1979—At Den 7, SD 0  
 1979—At SD 17, Den 7  
 1980—SD 30, At Den 13  
 1980—Den 20, At SD 1  
 1981—At Den 42, SD 24  
 1981—At SD 34, Den 17  
 1982—SD 23, At Den 3  
 1982—At SD 30, Den 20  
 1983—At Den 14, SD 6  
 1983—At SD 31, Den 7  
 1984—At Den 16, SD 13  
 1984—Den 16, At SD 13  
 1985—At SD 30, Den 10  
 1985—At Den 30, SD 24 (OT)  
 1986—Den 31, At SD 14  
 1986—SD 9, At Den 3  
 1987—Den 31, At SD 17  
 1987—At Den 24, SD 0  
 1988—At Den 34, SD 3  
 1988—Den 12, At SD 0  
 1989—At Den 16, SD 10  
 1989—At SD 19, Den 16  
 1990—At SD 19, Den 7  
 1990—At Den 20, SD 10  
 1991—At Den 27, SD 19  
 1991—Den 17, At SD 14  
 1992—At Den 21, SD 13  
 1992—At SD 24, Den 21  
 1993—At Den 34, SD 17  
 1993—At SD 13, Den 10  
 (RS: Broncos 35, Chargers 32,  
 1 tie)

### SAN FRANCISCO 49ERS

1970—At SF 19, Den 14  
 1973—SF 36, At Den 34  
 1979—Den 38, At SF 28  
 1982—At Den 24, SF 21  
 1985—At Den 17, SF 16  
 1988—Den 16, At SF 13 (OT)  
 1989—SF 55, Den 10\*  
 (RS: Broncos 4, 49ers 2)  
 (PS: Broncos 0, 49ers 1)  
 \*Super Bowl XXIV

### SEATTLE SEAHAWKS

1977—Den 24, At Sea 13  
 1978—At Den 28, Sea 7  
 1978—Den 20, At Sea 17 (OT)  
 1979—At Den 37, Sea 34  
 1979—At Sea 28, Den 23  
 1980—At Den 36, Sea 20  
 1980—Den 25, At Sea 17  
 1981—At Sea 13, Den 10  
 1981—At Den 23, Sea 13  
 1982—Sea 17, At Den 10  
 1982—At Sea 13, Den 11  
 1983—At Sea 27, Den 19  
 1983—At Den 38, Sea 27  
 1983—At Sea 31, Den 7\*  
 1984—Sea 27, At Den 24  
 1984—Den 31, At Sea 14  
 1985—At Den 13, Sea 10 (OT)  
 1985—Den 27, At Sea 24  
 1986—At Den 20, Sea 13  
 1986—At Sea 41, Den 16  
 1987—At Den 40, Sea 17  
 1987—At Sea 28, Den 21  
 1988—Sea 21, At Den 14

## Series Records (Continued)

1988—At Sea 42, Denver 14  
 1989—Den 24, At Sea 21 (OT)  
 1989—At Den 41, Sea 14  
 1990—At Den 34, Sea 31 (OT)  
 1990—At Sea 17, Den 12  
 1991—At Den 16, Sea 10  
 1991—At Sea 13, Den 10  
 1992—At Sea 16, Den 13 (OT)  
 1992—At Den 10, Sea 6  
 1993—At Den 28, Sea 17  
 1993—Den 17, At Sea 9  
 (RS: Broncos 20, Seahawks 13)  
 (PS: Broncos 0, Seahawks 1)  
 \*First round playoff

### TAMPA BAY BUCCANEERS

1976—At Den 48, TB 13  
 1981—Den 24, At TB 7  
 1993—TB 17, At Den 10  
 (Broncos 2, Buccaneers 1)

### WASHINGTON REDSKINS

1970—Was 19, At Den 3  
 1974—At Was 30, Den 3  
 1980—At Den 20, Was 17  
 1986—At Den 31, Was 30  
 1987—Was 42, Den 10\*  
 1989—Den 14, At Was 10  
 1992—At Was 34, Den 3  
 (RS: Broncos 3, Redskins 3)  
 (PS: Broncos 0, Redskins 1)  
 \*Super Bowl XXII

## DENVER BRONCOS ON MONDAY NIGHT FOOTBALL

Overall record: 12-16-1  
 (Home team in caps)

KANSAS CITY 15, Denver 7, Sept. 20, 1993  
 L.A. Raiders 23, DENVER 20, Oct. 18, 1993  
 SEATTLE 16, Denver 13 (OT), Dec. 20, 1992  
 WASHINGTON 34, Denver 3, Oct. 12, 1992  
 Cleveland 30, DENVER 29, Oct. 8, 1990  
 DENVER 24, Kansas City 23, Sept. 17, 1990  
 Denver 14, WASHINGTON 10, Nov. 20, 1989  
 Denver 28, BUFFALO 14, Sept. 18, 1989  
 INDIANAPOLIS 55, Denver 23, Oct. 31, 1988  
 L.A. Raiders 30, DENVER 27 (OT), Sept. 26, 1988  
 DENVER 31, Chicago 29, Nov. 16, 1987  
 DENVER 30, L.A. Raiders 14, Oct. 12, 1987  
 NEW YORK JETS 22, Denver 10, Oct. 20, 1986  
 Denver 21, PITTSBURGH 10, Sept. 15, 1986  
 DENVER 17, San Francisco 16, Nov. 11, 1985  
 DENVER 17, Green Bay 14, Oct. 15, 1984  
 DENVER 19, Minnesota 17, Nov. 2, 1981  
 OAKLAND 9, Denver 3, Dec. 1, 1980  
 DENVER 20, Washington 17, Oct. 13, 1980  
 NEW ENGLAND 23, Denver 14, Sept. 29, 1980  
 SAN DIEGO 17, Denver 7, Dec. 17, 1979  
 PITTSBURGH 42, Denver 7, Oct. 22, 1979  
 DENVER 16, Chicago 7, Oct. 16, 1978  
 MINNESOTA 12, Denver 9 OT, Sept. 11, 1978  
 OAKLAND 17, Denver 10, Dec. 8, 1975  
 DENVER 23, Green Bay 13, Sept. 29, 1975  
 Kansas City 42, DENVER 34, Nov. 18, 1974  
 WASHINGTON 30, Denver 3, Sept. 30, 1974  
 DENVER 23, Oakland 23, Oct. 22, 1973

## DENVER BRONCOS THURSDAY-SUNDAY NIGHT GAMES

Overall record: 7-6-0  
 (Home team in caps)

GREEN BAY 30, Denver 27, Sun., Oct. 10, 1993  
 DENVER 27, N.Y. Giants 13, Sun., Nov. 15, 1992  
 DENVER 17, L.A. Raiders 13, Sun., Sept. 6, 1992  
 DENVER 20, Pittsburgh 13, Sun., Nov. 3, 1991  
 Denver 13, MINNESOTA 6, Sun., Sept. 29, 1991  
 SEATTLE 17, Denver; 12, Sun., Dec. 23, 1990  
 MINNESOTA 27, Denver 22, Sun., Nov. 4, 1990  
 SEATTLE 42, Denver 14, Sun., Dec. 11, 1988  
 SEATTLE 28, Denver 21, Sun., Dec. 19, 1987  
 Denver 27, SEATTLE 24, Fri., Dec. 20, 1985  
 Denver 24, CLEVELAND 14, Sun., Sept. 16, 1984  
 Los Angeles Rams 13, DENVER 9, Thurs., Sept. 6, 1979  
 DENVER 21, Oakland 6, Sun., Dec. 3, 1978



## DENVER BRONCOS OVERTIME GAMES

Overall record: 12-8-2

(Home team in caps)

LOS ANGELES RAIDERS 33, Denver 30, Jan. 2, 1994  
 SEATTLE 16, Denver 13, Nov. 30, 1992  
 Chicago 16, DENVER 13, Nov. 18, 1990  
 DENVER 34, Seattle 31, Sept. 23, 1990  
 LOS ANGELES RAIDERS 16, Denver 13, Dec. 3, 1989  
 Denver 24, SEATTLE 21, Oct. 22, 1989  
 Denver 16, SAN FRANCISCO 13, Oct. 9, 1988  
 L.A. Raiders 30, DENVER 27, Sept. 26, 1988  
 Denver 17, GREEN BAY (Milw.) 17, Sept. 20, 1987  
 Denver 23, CLEVELAND 20, Jan. 11, 1987 (AFC Championship)  
 Los Angeles Raiders 17, DENVER 14, Dec. 8, 1985  
 LOS ANGELES RAIDERS 31, Denver 28, Nov. 24, 1985  
 DENVER 30, San Diego 24, Nov. 17, 1985  
 DENVER 13, Seattle 10, Oct. 20, 1985  
 Denver 22, LOS ANGELES RAIDERS 19, Oct. 28, 1984  
 DENVER 23, Cleveland 20, Nov. 8, 1981  
 Denver 20, ATLANTA 17, Sept. 16, 1979  
 Denver 23, KANSAS CITY 17, Sept. 24, 1979  
 Denver 20, SEATTLE 17, Oct. 29, 1978  
 Denver 23, KANSAS CITY 17, Sept. 24, 1978  
 MINNESOTA 12, Denver 9, Sept. 11, 1978  
 DENVER 13, San Diego 10, Nov. 30, 1975  
 DENVER 35, Pittsburgh 35, Sept. 22, 1974

## PLAYOFF HISTORY

### 1993 WILD CARD PLAYOFF GAME

#### LOS ANGELES RAIDERS 42, DENVER 24

LOS ANGELES, CA, Jan 9 — The Broncos returned to the playoffs after a one-year hiatus and faced the L.A. Raiders for the second time in as many weeks, but unlike the previous week, this time it was a do-or-die situation for both teams. Early on the game looked to have the makings of a defensive struggle, with both teams going four downs and out on their first possession, but the game's pace quickly picked up on the second possession. The Raiders struck first on a seven-play, 80-yard drive that was capped off with a nine-yard touchdown pass from QB Jeff Hostetler to TE Ethan Horton. QB John Elway and the Broncos responded with a drive of their own, going 63 yards in seven plays, as Elway hooked up with TE Shannon Sharpe for a 23-yard touchdown. The Raiders bounced back with a 65-yard TD toss to WR Tim Brown to take a 14-7 lead. The Broncos, not to be out done, drove 64 yards in 11 plays setting up a 16-yard TD toss from Elway to TE Reggie Johnson to tie the score. Hostetler continued to be red hot on the Raiders' next possession, leading the Raiders 84 yards in just five plays. WR James Jett helped pad Hostetler's totals by catching a 54-yard TD pass in the five-play drive. As bad as the Bronco defense looked in three straight possessions, the Bronco offense picked up the slack. In the Broncos' last drive of the half, the offense chewed up nearly seven minutes and went 77 yards to tie the score 14-14. WR Derek Russell was on the receiving end of a six-yard TD pass that tied the score, but the real hero of the drive was John Elway. Elway completed passes to six different receivers on the drive and showed his versatility by running twice. At the half both teams had showed how potent their offenses could be, racking up nearly 500 yards of total offense combined. In the second half good things continued to happen for the Raiders, but for the Broncos, their playoff advancement hopes quickly began to fade. After receiving the opening kickoff of the second half, the Broncos failed to move the ball on their first three possessions, giving the Raiders great field position after three punts that averaged 30 yards by P Tom Rouen. The Raiders took advantage of the field position, starting drives at the Denver 43 and 35, and their own 48. The Raiders punted on their first possession to the Bronco three, but in their next two possessions they hit paydirt, scoring touchdowns on drives of three and five plays to take a commanding 35-21 lead. The Broncos made a dent in the score at the beginning of the fourth period on a 33-yard field goal by K Jason Elam, but the Raiders responded to that with a 10-play, 76-yard drive that was capped by Napoleon McCallum's third touchdown of the game from one yard out. That would prove to be all of the scoring, as the Raiders walked away with a 42-24 victory.

#### FIELD GOALS (made (\_\_\_) & missed)

J. Elam (33)		1	2	3	4	OT	TOTAL
VISITOR	Denver Broncos	7	14	0	3		24
HOME	Los Angeles Raiders	14	7	14	7		42

Team	Qtr	Clock Time	SCORING PLAY	SCORE	
				Visitor	Home
RAIDER	1	9:17	E Horton 9 yd. pass from Hostetler (J.Jaeger,kick) (7-80,3:18)	0	7
BRONCO	1	6:12	S.Sharpe 23 yd. pass from J.Elway (Elam,kick) (7-65,3:05)	7	7
RAIDER	1	2:25	T.Brown 65 yd. pass from Hostetler (J.Jaeger,kick) (6-78,3:47)	7	14
BRONCO	2	10:08	R.Johnson 16 yd. pass from J.Elway (Elam,kick) (12-80,7:19)	14	14
RAIDER	2	7:28	Jett 54 yd. pass from Hostetler (J.Jaeger,kick) (5-84,2:38)	14	21
BRONCO	2	0:32	D.Russell 6 yd. pass from J.Elway (Elam,kick) (13-77,6:56)	21	21
RAIDER	3	8:08	N.McCallum 26 yd. run (J.Jaeger,kick) (3-35,1:25)	21	28
RAIDER	3	4:27	N.McCallum 2 yd. run (J.Jaeger,kick) (5-52,2:31)	21	35
BRONCO	4	12:36	Elam 33 yd. Field Goal (8-63,2:32)	24	35
RAIDER	4	6:43	N.McCallum 1 yd. run (J.Jaeger,kick) (10-76,5:53)	24	42

## FINAL INDIVIDUAL STATISTICS

Denver Broncos							Los Angeles Raiders								
RUSHING	ATT	YDS	AVG	LG	TD		RUSHING	ATT	YDS	AVG	LG	TD			
R. Deipino	9	32	3.6	16	0		N. McCallum	13	81	6.2	26	3			
J. Elway	5	23	4.6	6	0		T. Montgomery	15	50	3.3	15	0			
R. Rivers	1	2	2.0	2	0		J. Hostetler	4	5	1.3	4	0			
T. Maddox	1	1	1.0	1	0										
G. Milburn	2	-2	-1.0	1	0										
Total	18	56	3.1	16	0		Total	32	136	4.3	26	3			
TKD/							TKD/								
PASSING	ATT	CMP	YDS	YD	TD	LG	PASSING	ATT	CMP	YDS	YD	TD	LG	IN	
J. Elway	47	29	302	1/5	3	25	1	Hostetler	19	13	294	2/3	3	65	0
T. Maddox	7	3	34	0/0	0	13	0								
Total	54	32	336	1/5	3	25	1	Total	19	13	294	2/3	3	65	0
PASS							PASS								
RECEIVING	NO	YDS	LONGEST	TD			RECEIVING	NO	YDS	LONGEST	TD				
S. Sharpe	13	156	23	1			J. Jett	3	111	54	1				
A. Marshall	5	69	20	0			T. Brown	3	86	65	1				
G. Milburn	5	8	6	0			E. Horton	3	45	33	1				
D. Russell	2	31	25	1			T. Montgomery	3	29	18	0				
C. Tilman	2	25	16	0			A. Wright	1	23	23	0				
R. Johnson	2	19	16	1											
K. Taylor	1	13	13	0											
R. Rivers	1	8	8	0											
J. Evans	1	7	7	0											
Total	32	336	25	3			Total	13	294	65	3				
INTERCEPTIONS	NO	YDS	LONGEST	TD			INTERCEPTIONS	NO	YDS	LONGEST	TD				
Total	0	0	0	0	0		T. Dorn	1	1	1	0				
							Total	1	1	1	0				
PUNTING	NO	YDS	AVG	TB	IN20	LG	PUNTING	NO	YDS	AVG	TB	IN20	LG		
Rouen	4	135	33.8	1	0	45	J. Gossett	4	170	42.5	0	1	50		
Total	4	135	33.8	1	0	45	Total	4	170	42.5	0	1	50		
PUNT RETURNS	NO	FC	YDS	LG	TD		PUNT RETURNS	NO	FC	YDS	LG	TD			
G. Milburn	3	0	38	18	0		(DOWNED)	1	0	0	0	0			
(DOWNED)	1	0	0	0	0		(OUT OF BOUNDS)	2	0	0	0	0			
Returns	3		38	18	0		(TOUCHBACK)	1	0	0	0	0			
KICKOFF RTNS	NO	FC	YDS	LG	TD		Returns	0		0	0	0			
G. Milburn	6	0	85	21	0		KICKOFF RTNS	NO	FC	YDS	LG	TD			
(OUT OF BOUNDS)	1	0	0	0	0		W. Gaul	4	0	55	20	0			
Returns	6		85	21	0		(TOUCHBACK)	1	0	0	0	0			
							Returns	4		55	20	0			
Denver Broncos							Los Angeles Raiders								
FUMBLES	FUM	OWN-REC	YDS	TD	FORCED	OPP-REC	YDS	TD	OUT-BDS						
J. Elway	1	0	0	0	0	0	0	0	0	0	0	0			
K. Kartz	0	1	0	0	0	0	0	0	0	0	0	0			
T. Maddox	1	1	0	0	0	0	0	0	0	0	0	0			
Total	2	2	0	0	0	0	0	0	0	0	0	0			
Los Angeles Raiders							Los Angeles Raiders								
FUMBLES	FUM	OWN-REC	YDS	TD	FORCED	OPP-REC	YDS	TD	OUT-BDS						
A. Smith	0	0	0	0	1	0	0	0	0	0	0	0			
Total	0	0	0	0	1	0	0	0	0	0	0	0			

## FINAL TEAM STATISTICS

	VISITOR BRONCO	HOME RAIDER
TOTAL FIRST DOWNS	26	19
By Rushing	4	6
By Passing	18	10
By Penalty	4	3
THIRD DOWN EFFICIENCY	4-14-29%	5-9-56%
FOURTH DOWN EFFICIENCY	2-4-50%	0-0-0%
TOTAL NET YARDS	387	427
Total Offensive Plays (inc. times thrown passing)	73	53
Average gain per offensive play	5.3	8.1
NET YARDS RUSHING	56	136
Total Rushing Plays	18	32
Average gain per rushing play	3.1	4.3
NET YARDS PASSING	331	291
Times thrown - yards lost attempting to pass	1-5	2-3
Gross yards passing	336	294
PASS ATTEMPTS-COMPLETIONS-HAD INTERCEPTED	54-32-1	19-13-0
Average gain per pass play (inc. # thrown passing)	6.0	13.9
KICKOFFS Number-In End Zone-Touchbacks	5-1-1	7-0-0
PUNTS Number and Average	4-33.8	4-42.5
Had Blocked	0	0
FGs - PATs Had Blocked	0-0	0-0

## TOTAL RETURN YARDAGE (Not Including Kickoffs)

	VISITOR BRONCO	HOME RAIDER
No. and Yards Punt Returns	3-38	0-0
No. and Yards Kickoff Returns	6-85	4-55
No. and Yards Interception Returns	0-0	1-1
PENALTIES Number and Yards	10-87	17-130
FUMBLES Number and Lost	2-0	0-0
TOUCHDOWNS	3	6
Rushing	0	3
Passing	3	3
DEFENSIVE/KICKING GAME	0/0	0/0
EXTRA POINTS Made-Attempts	3-3	6-6
FIELD GOALS Made-Attempts	1-1	0-0
SAFETIES	0	0
FINAL SCORE	24	42
TIME OF POSSESSION	31:09	28:51
SACKS - Fletcher/A. Smith	2-3	1-5

## 1991 AFC CHAMPIONSHIP GAME

### BUFFALO 10, DENVER 7

ORCHARD PARK, N.Y., Jan 12 — The Broncos were denied their fifth AFC Championship, losing 10-7 to the Bills before 80,272 in Rich Stadium. Denver's defense shut down the high-powered Buffalo offense, limiting it to just 213 total yards and only 12 first downs, but the Bronco offense failed to capitalize on several first-half opportunities. Buffalo punted after its first two drives netted minus two yards. On the second play of the Bills' third possession, NT Greg Kragen deflected a pass at the line and turned and dove for the ball, making an interception on the Buffalo 29. After three plays gave Denver a third-and-11 on the 30, David Treadwell's 47-yard field goal attempt sailed wide right. The defense rose up again to thwart the Bills and the Broncos began their next drive on their own 24. Fifteen plays into the drive, on fourth-and-19 from the Buffalo 24, Treadwell attempted a 42-yard field goal but the ball hit the right upright. Once again the Bills punted after failing to get a first down, and a 10-yard punt return by Vance Johnson set Denver up on the 50. On first down, QB John Elway threw a middle screen to RB Steve Sewell, who gained 26 yards to the Buffalo 24. The Broncos could move no closer than the 20, and David Treadwell's 37-yard attempt hit the right upright, ending the last scoring threat of the first half. Through the first two quarters Denver outgained the Bills 123 yards to 58, had nine first downs to Buffalo's three, and had a time of possession of 20:19, but at halftime the score stood at 0-0. The Bills' second drive of the third quarter began at their 20 and 11 plays later they faced a third-and-seven on Denver's 26. Kelly attempted to hit WR James Lofton but CB Tyrone Braxton intercepted the ball and returned to the Denver 19. On second-and-ten Elway attempted another middle screen to Sewell, but LB Carlton Bailey picked off the pass and ran 11 yards for a touchdown. The Broncos' first possession of the fourth quarter began with Gary Kubiak at quarterback, replacing Elway, who left the game with an injured thigh muscle. Kubiak drove Denver from its 21 to the Buffalo 23, but the Broncos failed to convert a fourth down attempt. The Bills then drove 50 yards in nine plays to score on a 44-yard field goal by Scott Norwood. Now down 10-0, Kubiak engineered a frantic drive in which Denver covered 85 yards in eight plays, and Kubiak scored a three-yard quarterback draw to pull Denver within three points. The ensuing onside kick was recovered by the Broncos' Steve Atwater, and Denver began its last chance drive on its 49 with 1:43 left on the clock and two time-outs. On first down, Kubiak hit Sewell for seven yards, but CB Kirby Jackson stripped the ball away and he recovered on the Buffalo 44. The Bronco defense forced the Bills to punt, but Denver could only reach the 50 as time ran out. Kubiak, playing his final game as a pro, outgained both Elway and Kelly, completing 11 of 12 passes for 136 yards.

Denver	0	0	0	7	—	7
Buffalo	0	0	7	3	—	10

Buff-Bailey 11 interception return  
(Norwood kick)  
Buff-Norwood 44 FG (9-50)  
Den-Kubiak 3 run (Treadwell kick) (8-85)  
Attendance — 80,272  
Game Time — 2:59

Team Statistics	Den	Buff
First downs	20	12
Rushes-yards	32-81	35-104
Passing yards	223	108
Sacked-yards lost	4-34	1-8
Passes	33-22-1	25-13-2
Punts	6-43.7	8-38.0
Fumbles-lost	4-1	0-0
Penalties-yards	4-20	6-35
Time of Possession	34:54	25:07

## INDIVIDUAL STATISTICS

### Denver

**RUSHING** — Green 19-53, Sewell 4-3, Elway 4-10, V. Johnson 2-(-7), Kubiak 3-22. **PASSING** — Elway 11-21-1, 121 yards, Kubiak 11-12-0, 102 yards. **RECEIVING** — Sharpe 3-40, Sewell 7-78, V. Johnson 7-100, Young 3-25, Nattiel 1-10, Jackson 1-4. **INTERCEPTIONS** — Kragen 1-0, Braxton 1-5. **SACKS** — Fletcher 1-8.

### Buffalo

**RUSHING** — Thomas 26-72, Davis 6-7, Kelly 2-9, Reed 1-16. **PASSING** — Kelly 13-25-2, 117 yards. **RECEIVING** — Lofton 1-11, McKeller 3-39, Davis 2-13, Thomas 3-15, Reed 2-19, Beebe 1-6, Metzelaars 1-14. **INTERCEPTIONS** — Bailey 1-11. **SACKS** — Wright 1-12, Talley 1-10, B. Smith 1-8, L. Smith 5-4, Bennett 5-4.

### DENVER STARTERS

83 Michael Young, WR	91 Warren Powers, LE
62 Jeff Davidson, LT	71 Greg Kragen, LDT
63 Sean Farrell, LG	90 Ron Holmes, RE
79 Dave Widell, C	73 Simon Fletcher, LOLB
67 Doug Widell, RG	56 Michael Brooks, LILB
76 Ken Lanier, RT	77 Karl Mecklenburg, RILB
81 Shannon Sharpe, WR	51 Mike Croel, ROLB
85 Derek Russell, WR	34 Tyrone Braxton, LCB
7 John Elway, QB	24 Wymon Henderson, RCB
28 Gaston Green, RB	49 Dennis Smith, SS
82 Vance Johnson, WR	27 Steve Atwater, FS

**SUBSTITUTIONS** — 2 M. Horan, 8 G. Kubiak, 9 D. Treadwell, 21 L. Lang, 22 A. Montgomery, 29 C. Dimry, 30 S. Sewell, 38 R. Rivers, 41 G. Lewis, 48 R. Robbins, 54 K. Traylor, 59 T. Lucas, 60 N. Subis, 68 C. Ker, 70 B. Sochia, 72 K. Kartz, 74 H. Salem, 80 M. Jackson, 84 R. Nattiel, 88 C. Kay, 96 K. Walker. **DID NOT PLAY** — 52 J. Mills, 89 R. Johnson. **INACTIVE** — 12 S. Moore, 26 B. Humphrey.

## 1991 AFC DIVISIONAL PLAYOFF GAME

### DENVER 26, HOUSTON 24

DENVER, Colo., Jan. 4 — The Denver Broncos advanced to their fourth AFC Championship Game in six years after defeating Houston 26-24 before 75,301 in Mile High Stadium. David Treadwell's 28-yard field goal with 20 seconds remaining capped a 12-play, 78-yard drive in which the Broncos converted two fourth down plays. On the first play of the game, QB Warren Moon connected with WR Haywood Jeffries for a 49-yard gain, giving the Oilers a first down on the Denver 21. Two plays later Moon hit Jeffries for 15 yards and a score, giving Houston a 7-0 lead with only 1:46 gone in the game. After a Denver punt, Moon again drove his team down the field and threw his second TD pass, this one for nine yards to WR Drew Hill. The Broncos started their next possession on their 35 and covered 65 yards in eight plays to score on a 10-yard pass from QB John Elway to WR Vance Johnson, but a fumbled snap on the conversion attempt left the score 14-6. On the sixth play of the ensuing Oilers' drive, Moon was intercepted by FS Steve Atwater, but a roughing the passer call nullified the effort. Three plays later Houston scored on a six-yard pass from Moon to WR Curtis Duncan. The next Oilers' possession ended when Atwater intercepted a pass and gave Denver the ball on its own 12 with 6:03 left in the half. In a drive that saw Elway complete all six passes for

64 yards, and Steve Sewell complete one to Johnson for 10, the Broncos covered 88 yards in 12 plays to score on a one-yard run by RB Greg Lewis, cutting the Houston lead to 21-13. Denver reached the Houston 30 on its first possession of the second half, but Elway was intercepted by CB Richard Johnson and the Oilers took over on their 33. That led to a 33-yard field goal attempt by Al Del Greco, but the ball sailed wide right. The Broncos then drove from their 20 to Houston's 31 and David Treadwell nailed a 49-yard field goal, the longest in Denver postseason history. Now up by only five at 21-16, the Oilers reached the Broncos' seven on their next drive, but had to settle for a 25-yard field goal. Denver started on its 20 and nine plays later faced a fourth-and-four from the Houston 41. Elway threw a short pass to WR Michael Young, who broke two tackles and was finally brought down on Houston's 15, a gain of 26 yards. Three plays later Lewis bowled over from one for his second TD of the day, making the score 24-23 in favor of Houston. The Oilers' next drive stalled and Greg Montgomery punted to the Denver two. With 2:07 and no time outs remaining, Elway hit Young for a 22-yard gain on first down, but three plays later the Broncos had a fourth-and-six on the 28. Elway dropped back, then scrambled left upfield and ran out of bounds a yard past the first down marker. Three straight incompletions again left Denver with a do-or-die fourth down situation. Elway again dropped back and scrambled left, but as he headed upfield he tossed a pass to Johnson, who ran to the Houston 21 for a 44-yard gain. RB Steve Sewell ran for 10 yards on first down, and two plays later Treadwell came on for the winning kick.

Houston	14	7	0	3	—	24
Denver	6	7	3	10	—	26

	Team Statistics	Hou	Den
Hou-Jeffries 15 pass from Moon (Del Greco kick) (4-70)	First downs	23	26
Hou-Hill 9 pass from Moon (Del Greco kick) (9-63)	Rushes-yards	19-97	31-151
Den-V. Johnson 10 pass from Elway (kick failed) (8-65)	Passing yards	325	267
Hou-Duncan 6 pass from Moon (Del Greco kick) (8-80)	Sacked-yards lost	0-0	0-0
Den-Lewis 1 run (Treadwell kick) (12-88)	Passes	36-27-1	34-20-1
Den-Treadwell 49 FG (9-49)	Punts	1-44.0	2-40.5
Hou-Del Greco 25 FG (7-67)	Fumbles-lost	0-0	3-0
Den-Lewis 1 run (Treadwell kick) (12-80)	Penalties-yards	13-85	6-70
Den-Treadwell 28 FG (12-87)	Time of Possession	30:26	29:34
Attendance — 75,301			
Game Time — 3:09			

## INDIVIDUAL STATISTICS

### Houston

**RUSHING** — White 17-79, Moon 2-18. **PASSING** — Moon 27-36-1, 325 yards. **RECEIVING** — Jeffries 7-99, White 5-35, Givins 6-111, Hill 2-21, Duncan 6-40, Jones 1-19. **INTERCEPTIONS** — R. Johnson 1-25. **SACKS** — none.

### Denver

**RUSHING** — Green 17-59, Elway 6-39, Rivers 1-3, Lewis 3-2, Sewell 4-48. **PASSING** — Elway 19-33-1, 257 yards. **RECEIVING** — Kay 1-8, V. Johnson 5-78, Russell 1-20, Sharpe 3-20, Young 4-85, Nattiel 2-27, Sewell 3-28, Green 1-1. **INTERCEPTIONS** — R. Johnson 1-25. **SACKS** — none.

### DENVER STARTERS

83 Michael Young, WR	73 Simon Fletcher, LDE
62 Jeff Davidson, LT	71 Greg Kragen, LDT
63 Sean Farrell, LG	77 Karl Mecklenburg, RDT
79 Dave Widell, C	51 Mike Croel, RDE
67 Doug Widell, RG	56 Michael Brooks, MLB
76 Ken Lanier, RT	34 Tyrone Braxton, LCB
88 Clarence Kay, TE	29 Charles Dimry, RCB
85 Derek Russell, WR	21 Le-Lo Lang, DB
7 John Elway, QB	48 Randy Robbins
28 Gaston Green, RB	49 Dennis Smith, SS
81 Shannon Sharpe, HB	27 Steve Atwater, FS

**SUBSTITUTIONS** — 2 M. Horan, 8 G. Kubiak, 9 D. Treadwell, 22 A. Montgomery, 30 S. Sewell, 38 R. Rivers, 41 G. Lewis, 52 J. Mills, 54 K. Traylor, 59 T. Lucas, 60 N. Subis, 68 C. Ker, 70 B. Sochia, 72 K. Kartz, 74 H. Salem, 82 V. Johnson, 84 R. Nattiel, 86 B. Johnson, 89 R. Johnson, 90 R. Holmes, 96 K. Walker. **DID NOT PLAY** — 24 W. Henderson, 91 W. Powers. **INACTIVE** — 12 S. Moore, 26 B. Humphrey.



# 1989 SUPER BOWL XXIV SAN FRANCISCO 55, DENVER 10

NEW ORLEANS, LA., Jan. 28 — The San Francisco Forty-Niners captured their fourth World Championship with a 55-10 victory over Denver in Super Bowl XXIV, played in the New Orleans Superdome. San Francisco QB Joe Montana completed 22 of 29 passes for 297 yards and five touchdowns, three to WR Jerry Rice. The Forty-Niners scored two touchdowns in every quarter and outgained the Broncos 461 yards to 167. After stopping Denver on the game's initial possession, San Francisco drove 66 yards in 10 plays, scoring on a 20-yard pass from Montana to Rice. The Broncos next possession covered 49 yards in 10 plays and resulted in a 42-yard field goal by David Treadwell. After limiting the Niners to four yards on their next drive, Denver took possession on its own 49, but on first down RB Bobby Humphrey fumbled and DE Kevin Fagan recovered for San Francisco on the Niners' 46. That turnover led to a seven-yard TD pass from Montana to TE Brent Jones, and after a failed extra point attempt, San Francisco led 13-3 with three seconds left in the first quarter. The Broncos failed to cross midfield in the second period while the Niners scored on a one-yard run by RB Tom Rathman and a 38-yard pass from Montana to Rice. San Francisco was unable to move the ball to the initial drive of the second half, but Elway was intercepted on the first play of Denver's next drive and the Niners took possession on the Broncos' 28. On first down Montana threw a TD pass to Rice to put his team up 34-3. The next Denver drive also ended with an interception, leading to a 35-yard scoring pass from Montana to WR John Taylor. The Broncos, spurred by a 34-yard run by Humphrey, moved 61 yards in five plays and a penalty to score on a three-yard run by Elway. San Francisco roared back with an 11-play, 75-yard drive that ended with a three-yard TD run by Rathman. Following another Bronco fumble, RB Roger Craig plowed one-yard into the endzone to round out the scoring.

San Francisco	13	14	14	14	—	55
Denver	3	0	7	0	—	10

SF-Rice 20 pass from Montana (Cofer kick) (10-66)  
Den-Treadwell 42 FG (10-49)  
SF-Jones 7 pass from Montana (kick failed) (10-54)  
SF-Rathman 1 run (Cofer kick) (14-69)  
SF-Rice 38 pass from Montana (Cofer kick) (5-59)  
SF-Rice 28 pass from Montana (Cofer kick) (1-28)  
SF-Taylor 35 pass from Montana (Cofer kick) (2-37)  
Den-Elway 3 run (Treadwell kick) (5-61)  
SF-Rathman 3 run (Cofer kick) (11-75)  
SF-Craig 1 run (Cofer kick) (1-1)  
Attendance — 72,919

## INDIVIDUAL STATISTICS

### San Francisco

**RUSHING** — Craig 20-69, Montana 2-15, Rathman 11-38, Flagler 6-14, Sydney 1-2, Young 4-6. **PASSING** — Montana 22-29-0, 297 yards, Young 2-3-0, 20 yards. **RECEIVING** — Craig 5-34, Rice 7-148, Jones 1-7, Rathman 4-43, Walls 1-9, Taylor 3-49, Williams 1-7, Sydney 1-7, Sherrard 1-13. **INTERCEPTIONS** — Walter 1-4, Brooks 1-38. **SACKS** — Griffin 1-6, Kugler 1-2, Fagan 1-6, Roberts 1-12, Stubbs 2-7.

### Denver

**RUSHING** — Elway 4-8, Humphrey 12-61, Winder 1-(-5). **PASSING** — Elway 10-26-2, 108 yards, Kubiak 1-3-0, 28 yards. **RECEIVING** — Humphrey 3-38, Winder 1-7, Kay 1-6, Johnson 2-21, Sewell 2-22, Bratton 1-14, Nattiel 1-28. **INTERCEPTIONS** — none. **SACKS** — Braxton 1-0.

## STARTERS

WR 82 Vance Johnson	LE 92 Alphonso Carreker
LT 60 Gerald Perry	NT 71 Greg Kragen
LG 66 Jim Juriga	RE 90 Ron Holmes
C 72 Keith Kartz	LOLB 56 Michael Brooks
RG 67 Doug Widell	LILB 55 Rick Dennison
RT 76 Ken Lanier	RILB 77 Karl Mecklenburg
TE 89 Orson Mobley	ROLB 73 Simon Fletcher
WR 80 Mark Jackson	LCB 34 Tyrone Braxton
QB 7 John Elway	RCB 24 Wymon Henderson
RB 30 Steve Sewell	SS 49 Dennis Smith
RB 26 Bobby Humphrey	FS 27 Steve Atwater

**SUBSTITUTIONS** — 2 M. Horan, 8 G. Kubiak, 9 D. Treadwell, 23 S. Winder, 25 K. Corrington, 29 D. Carrington, 32 M. Bratton, 35 K. Bell, 36 M. Haynes, 48 R. Robbins, 51 M. Munford, 54 K. Bishop, 58 S. Curtis, 59 T. Lucas, 61 A. Townsend, 65 M. Smith, 68 B. Henke, 83 M. Young, 84 R. Nattiel, 86 P. Green, 88 C. Kay, 91 W. Powers, 97 B. Klostermann. **INACTIVE** — 40 J. Alexander, 57 M. Ruether.

## 1989 AFC CHAMPIONSHIP GAME

### DENVER 37, CLEVELAND 11

DENVER, COLO., Jan. 14 — The Denver Broncos won their third American Football Conference Championship in four years with a dynamic 37-21 victory over Cleveland before 76,005 fans in Mile High Stadium. Broncos QB John Elway threw for 385 yards and three TDs, RB Sammy Winder tied a Denver postseason record with two touchdowns, and SS Dennis Smith nabbed two of the Broncos' three interceptions. Denver had 497 yards of total offense to the Browns' 256 and had a time of possession of 36:53. The Broncos took the opening kickoff and drove to the Cleveland one, but on third down, Elway's pitch to RB Bobby Humphrey was fumbled and the Browns' Andrew Stewart recovered on the eight. With five minutes left in the first quarter, Smith picked off a Bernie Kosar pass and returned it to the Cleveland 32. Denver moved to the Cleveland 12 but had to settle for a 29-yard field goal by David Treadwell. Neither team mounted scoring drives until the Broncos took possession on their own 18 with 6:54 left in the half. On first down Elway hit WR Mark Jackson for 12 yards, and three plays later he connected with WR Michael Young for a 70-yard touchdown play. The Browns took the opening kickoff to the second half and drove 70 yards in six plays, scoring on a 27-yard pass from Kosar to Brian Brennan. Denver roared right back on its next possession, going 80 yards in six plays and scoring on a five-yard pass from Elway to TE Orson Mobley. The key play on that drive was a 53-yard pass from Elway to Young. Cleveland was unable to move the ball and punted back to Denver. The Broncos moved from their own 40, and buoyed by a 25-yard run by Elway, covered 60 yards in six plays and scored a seven-yard run by Winder, making the score 24-7. The Browns needed just six plays to go 72 yards and score on a 10-yard Kosar-to-Brennan pass, and two plays into Denver's next drive, Cleveland's Felix Wright recovered a Denver fumble and returned it to the Bronco one. One second down Tim Manoa barreled over from the two, cutting Denver's lead to 24-21 with one second left in the third quarter. The Broncos shut out the Browns in the final quarter while posting 13 points. Their initial drive of the quarter covered 80 yards in six plays and ended with a 39-yard touchdown pass from Elway to Winder. Denver's Kip Corrington intercepted Kosar to set the Broncos up on the Cleveland 39. Denver got as far as the Browns' 17 but had to settle for a 34-yard Treadwell field goal. Smith grabbed his second interception to end the Browns' next drive, leading to a 31-yard field goal.

Cleveland	0	0	21	0	—	21
Denver	3	7	14	13	—	37

Den-Treadwell 29 FG (5-20)  
Den-Young 70 pass from Elway (Treadwell kick) (4-82)  
Clev-Brennan 27 pass from Kosar (Bahr kick) (8-70)  
Den-Mobley 5 pass from Elway (Treadwell kick) (6-80)  
Den-Winder 7 run (Treadwell kick) (6-60)  
Clev-Brennan 10 pass from Kosar (Bahr kick) (6-72)  
Clev-Manoa 2 run (Bahr kick) (2-1)  
Den-Winder 39 pass from Elway (Treadwell kick) (6-80)  
Den-Treadwell 34 FG (7-22)  
Den-Treadwell 31 FG (10-34)  
Attendance — 76,005

Team Statistics	Clev	Den
First Downs	14	22
Rushes-yards	14-66	39-120
Passing yards	190	377
Sacked-yards lost	4-20	1-8
Return yards	7	50
Passes	44-19-3	36-20-0
Punts	8-42.3	5-46.4
Fumbles-lost	3-0	2-2
Penalties-yards	8-55	1-5
Time of Possession	23:07	36:53

## INDIVIDUAL STATISTICS

### Cleveland

**RUSHING** — Mack 6-36, Metcalf 3-4, Kosar 2-22, Langhorne 1-(-1), Manoa 2-5. **PASSING** — Kosar 19-44-3, 210 yards. **RECEIVING** — Metcalf 2-7, Brennan 5-58, Langhorne 5-78, Slaughter 3-36, Manoa 1-8, Mack 2-8, Tillman 1-15. **INTERCEPTIONS** — None. **SACKS** — Hairston 1-8.

### Denver

**RUSHING** — Humphrey 8-23, Elway 5-39, Winder 21-37, Sewell 4-17, Bratton 1-4. **PASSING** — Elway 20-36-0, 385 yards. **RECEIVING** — Johnson 7-91, Sewell 3-55, Humphrey 1-23, Jackson 2-25, Young 2-123, Bratton 1-7, Winder 2-39, Mobley 2-22. **INTERCEPTIONS** — Smith 2-13, Corrington 1-1. **SACKS** — Fletcher 2-3, Townsend 1-10, Carreker 1-7.

### DENVER STARTERS

WR 82 Vance Johnson	LE 92 Alphonso Carreker
LT 60 Gerald Perry	NT 71 Greg Kragen
LG 66 Jim Juriga	RE 90 Ron Holmes
C 72 Keith Kartz	LOLB 56 Michael Brooks
RG 67 Doug Widell	LILB 55 Rick Dennison
RT 76 Ken Lanier	RILB 77 Karl Mecklenburg
TE 87 Pat Kelly	ROLB 73 Simon Fletcher
WR 80 Mark Jackson	LCB 34 Tyrone Braxton
QB 7 John Elway	RCB 24 Wymon Henderson
FB 32 Mel Bratton	SS 49 Dennis Smith
RB 26 Bobby Humphrey	FS 27 Steve Atwater

**SUBSTITUTIONS** — 2 M. Horan, 8 G. Kubiak, 9 D. Treadwell, 23 S. Winder, 25 K. Corrington, 29 D. Carrington, 30 S. Sewell, 35 K. Bell, 36 M. Haynes, 48 R. Robbins, 51 M. Munford, 54 K. Bishop, 58 S. Curtis, 59 T. Lucas, 61 A. Townsend, 65 M. Smith, 68 B. Henke, 83 M. Young, 84 R. Nattiel, 88 C. Kay, 89 Q. Mobley, 91 W. Powers, 97 B. Klostermann. **INACTIVE** — 40 J. Alexander, 57 M. Ruether.

1989

## AFC DIVISIONAL PLAYOFF GAME

### DENVER 24, PITTSBURGH 23

DENVER, COLO., Jan. 7 — The Denver Broncos advanced to their third AFC Championship Game in four years with a come-from-behind 24-23 victory over the Steelers before 75,868 in Mile High Stadium. Although Pittsburgh held the upper hand in total yards, 404 to 364, and time of possession, 34:14 to 25:46, Denver was able to mount a late fourth quarter drive and score the winning touchdown with just 2:27 remaining. The Steelers took the opening kickoff and drove 65 yards in 13 plays, scoring on a 32-yard Gary Anderson field goal. Late in the opening quarter Pittsburgh took possession at its own seven-yard line, but on first down RB Merrill Hoge ran for 45 yards to the Bronco 48. Quarterback Bubby Brister connected with RB Tim Worley for a 33-yard gain on the next play, and three plays later Hoge scored on a seven-yard run to put Pittsburgh up 10-0. The Broncos took their first possession of the second quarter and drove 75 yards in 12 plays to score on a one-yard plunge by RB Mel Bratton on third-and-goal. The Steelers roared back, traveling 77 yards in 12 plays to score on a nine-yard pass from Brister to WR Louis Lipps. The Broncos got the ball back on their own 33 with 20 seconds left in the half. On first down, QB John Elway and WR Mark Jackson combined for 26 yards, and then Elway fired a 15-yard pass to WR Ricky Nattiel, giving Denver the ball on the Pittsburgh 26 with two seconds left. David Treadwell kicked a 43-yard field, making the score 17-10 in favor of Pittsburgh at halftime. Early in the third quarter, Denver NT Greg Kragen forced a Tim Worley fumble, and CB Tyrone Braxton recovered for the Broncos on the Steeler 37. On first down Elway hit WR Vance Johnson for a touchdown, tying the score at 17 apiece. Pittsburgh's next two possessions ended in Anderson field goals and the Steelers held a 23-17 lead in the early stages of the fourth quarter. After an exchange of punts the Broncos took possession on their own 29 with 7:06 left in the game. After a first down penalty, making it first-and-19 from the 20, Elway hit Jackson for 18 yards. On the next play, Elway handed off the RB Bobby Humphrey, who pitched the ball back to Elway, and he threw a 36-yard strike to Johnson, giving Denver a first down on the Steeler 26. Humphrey ran on the next four plays, gaining 24 yards and taking the ball to the two. On third-and-goal from the one, Bratton scored again and Treadwell's extra point gave Denver its first lead of the game with 2:27 left. Pittsburgh got the ball on its own 20, but on third down Brister's signals were drowned out by the crowd and he mishandled the snap. Randy Robbins recovered for Denver on the Pittsburgh 18 and the Broncos were able to run out the clock to preserve the victory.

Pittsburgh	3	14	3	3	—	23
Denver	0	10	7	7	—	24

Pitt-Anderson 32 FG (13-65)  
Pitt-Hoge 7 run (Anderson kick) (5-93)  
Den-Bratton 1 run (Treadwell kick) (12-75)  
Pitt-Lipps 9 pass from Brister  
(Anderson kick) (12-77)  
Den-Treadwell 43 FG (3-41)  
Den-Johnson 37 pass from Elway  
(Treadwell kick) (1-37)  
Pitt-Anderson 35 FG (10-62)  
Pitt-Anderson 32 FG (10-34)  
Den-Bratton 1 run (Treadwell kick) (9-71)  
Attendance — 75,868

Team Statistics	Pitt	Den
First Downs	19	19
Rushes-yards	32-175	31-138
Passing yards	229	226
Sacked-yards lost	0-0	1-13
Return yards	26	6
Passes	29-19-0	20-12-1
Punts	2-43.0	4-37.5
Fumbles-lost	2-2	1-0
Penalties-yards	8-50	2-19
Time of Possession	34:14	25:46

## INDIVIDUAL STATISTICS

### Pittsburgh

**RUSHING** — Worley 13-50, Hoge 16-120, Brister 2-4, Lipps 1-1. **PASSING** — Brister 19-29-0, 229 yards. **RECEIVING** — Lipps 3-29, Stone 3-18, Mularky 2-36, Worley 1-33, Hoge 8-60, Thompson 1-23, Stock 1-30. **INTERCEPTIONS** — Everett 1-26. **SACKS** — A. Jones 1-13.

### Denver

**RUSHING** — Humphrey 18-85, Elway 7-44, Bratton 4-3, Sewell 1-6, Winder 1-0. **PASSING** — Elway 12-20-1, 239 yards. **RECEIVING** — Jackson 5-111, Young 2-22, Humphrey 1-6, Nattiel 1-15, Johnson 3-85. **INTERCEPTIONS** — none. **SACKS** — none.

### DENVER STARTERS

WR 82 Vance Johnson	LE 92 Alphonso Carreker
LT 60 Gerald Perry	NT 71 Greg Kragen
LG 66 Jim Juriga	RE 90 Ron Holmes
C 72 Keith Kartz	LOLB 56 Michael Brooks
RG 67 Doug Widell	LILB 51 Marc Munford
RT 76 Ken Lanier	RILB 77 Karl Mecklenburg
TE 89 Orson Mobley	ROLB 73 Simon Fletcher
WR 80 Mark Jackson	LCB 34 Tyrone Braxton
QB 7 John Elway	RCB 24 Wymon Henderson
FB 32 Mel Bratton	SS 49 Dennis Smith
RB 26 Bobby Humphrey	FS 27 Steve Atwater

**SUBSTITUTIONS** — 2 M. Horan, 8 G. Kubiak, 9 D. Treadwell, 23 S. Winder, 25 K. Corrington, 29 D. Carrington, 30 S. Sewell, 35 K. Bell, 36 M. Haynes, 48 R. Robbins, 54 K. Bishop, 55 R. Dennison, 58 S. Curtis, 59 T. Lucas, 61 A. Townsend, 65 M. Smith, 68 B. Henke, 83 M. Young, 84 R. Nattiel, 87 P. Kelly, 88 C. Kay, 91 W. Powers, 97 B. Klostermann. **INACTIVE** — 40 J. Alexander, 57 M. Ruether.

1987

## SUPER BOWL XXII

### WASHINGTON 42, DENVER 10

SAN DIEGO, Calif., Jan. 31 — The Washington Redskins scored 35 points in the second quarter to power their 42-10 victory over the Broncos in Super Bowl XXII, played at San Diego Jack Murphy Stadium. Super Bowl MVP Doug Williams of Washington completed 18 of 29 passes for 340 yards and four TDs, while rusher Timmy Smith gained 204 yards on 22 carries, scoring twice, and wide receiver Ricky Sanders caught nine passes for 193 yards and two touchdowns. Overall, The Redskins gained 602 yards of total offense to Denver's 327. The Broncos took the early lead on their first play from scrimmage, a 56-yard bomb from John Elway to Ricky Nattiel, coming with just 1:57 gone in the game. Denver's next possession stalled at the Redskins' seven-yard line, as Rich Karlis put the Broncos up 10-0 with a 24-yard field goal. In the second quarter, however, Denver's dreams of a World Championship were blown apart by Redskins. On Washington's first play of the quarter, Williams and Sanders combined for an 80-yard TD to bring the score to 10-7. The Redskins took the lead for good on the fifth play of their next possession when Williams hit Gary Clark for 27 yards and a score. Denver got as far as the Washington 26 on its next drive, but Karlis' 43-yards field goal attempt sailed wide left. Two plays later Timmy Smith scored on a 58-yard run to increase the Washington lead to 21-10. The Redskins' next possession ended with a 50-yard Williams-to-Sanders TD pass, and minutes later, Williams and Clint Didier combined for a seven-yard TD pass to give Washington a 35-10 lead at halftime. The Broncos could move only as far as the Redskins' 48-yard line in the second half, while Washington closed out the scoring late in the game on a four-yard run by Smith.

Washington	0	35	0	7	—	42
Denver	10	0	0	0	—	10

Den-Nattiel 56 pass from Elway  
(Karlis kick) (1-56)  
Den-Karlis 24 FG (7-61)  
Wash-Sanders 80 pass from Williams  
(Haji-Sheikh kick) (1-80)  
Wash-Clark 27 pass from Williams  
(Haji-Sheikh kick) (5-64)  
Wash-Smith 58 run  
(Haji-Sheikh kick) (2-74)  
Wash-Sanders 50 pass from Williams  
(Haji-Sheikh kick) (3-60)  
Wash-Didier 8 pass from Williams (Haji-Sheikh kick) (7-79)  
Wash-Smith 4 run (Haji-Sheikh kick) (4-68)  
Attendance — 73,302

Team Statistics	Wash	Den
First downs	25	18
Rushes-yards	40-280	17-97
Passing yards	322	230
Return yards	11	18
Passes	30-18-1	39-15-3
Punts	4-37.5	7-36.1
Fumbles-lost	1-0	0-0
Penalties-yards	6-65	5-26
Time of Possession	35:15	24:45

## INDIVIDUAL STATISTICS

### Washington

**RUSHING** — Sanders 1-(-4), Smith 23-204, Williams 2-(-2), Bryant 8-38, Clark 1-25, Rogers 5-17, Griffin 1-2. **PASSING** — Williams 18-29-1, 340 yards, Schroeder 0-1-0. **RECEIVING** — Sanders 9-193, Smith 1-9, Bryant 1-20, Monk 1-40, Warren 2-15, Clark 3-55, Didier 1-8.

### Denver

**RUSHING** — Elway 3-32, Sewell 1-(-3), Winder 8-30, Lang 5-38. **PASSING** — Elway 14-38-3, 257 yards, Sewell 1-1-0, 23 yards. **RECEIVING** — Nattiel 2-69, Elway 1-23, Jackson 4-76, Sewell 4-41, Winder 1-26, Lang 1-7, Kay 2-38.

## STARTERS

WR 80 Mark Jackson	LE 61 Andre Townsend
LT 70 Dave Studdard	NT 71 Greg Kragen
LG 54 Keith Bishop	RE 75 Rulon Jones
C 62 Mike Freeman	LQB 73 Simon Fletcher
RG 79 Stefan Humphries	LILB 77 Karl Mecklenburg
RT 76 Ken Lanier	RILB 98 Ricky Hunley
TE 88 Clarence Kay	ROLB 50 Jim Ryan
WR 84 Ricky Nattiel	LCB 36 Mark Haynes
QB 7 John Elway	RCB 45 Steve Wilson
RB 23 Sammy Winder	SS 49 Dennis Smith
FB 33 Gene Lang	FS 22 Tony Lilly

**SUBSTITUTIONS** — 2 M. Horan, 3 R. Karlis, 8 G. Kubiak, 24 T. Boddie, 27 K. Clark, 28 J. Castille, 30 S. Sewell, 34 T. Braxton, 35 K. Bell, 38 B. Plummer, 46 B. Micho, 48 R. Robbins, 55 R. Dennison, 56 M. Brooks, 59 T. Lucas, 65 W. Bowyer, 72 K. Kartz, 81 S. Watson, 82 V. Johnson, 89 O. Mobley, 90 F. Gilbert, 97 B. Kostermann. Did Not Play - 68 L. Lee.

1987

## AFC CHAMPIONSHIP GAME

### DENVER 38, CLEVELAND 33

DENVER, CO., Jan. 17 — Denver's Jeremiah Castille recovered a Cleveland fumble on the Denver three-yard line with just over a minute left in the game, halting a desperate drive by the Browns and preserving a victory for Denver. With the win, Denver became the first AFC Champion since the Pittsburgh Steelers in 1978-79 to win the conference in consecutive seasons. The Browns were presented with the first scoring opportunity of the game when Freddie Gilbert caught a deflected Bernie Kosar pass on the contest's third play. Elway took four plays to go 18 yards, scoring on an eight-yard pass from John Elway to Ricky Nattiel. The Browns next drive reached the Bronco 45 before Kevin Mack fumbled, and it was recovered by Steve Wilson on the Denver 40. Two plays later Gene Lang took off on a 42-yard run, the longest in postseason history for Denver, taking the ball to the Cleveland 11. Six plays later, faced with a third-and-goal from the three, Elway's pass into the endzone fell incomplete, but Cleveland was penalized for holding, giving the Broncos new life at the Browns' one. Steve Sewell scored on first down, to give Denver a 14-0 lead with 11 minutes gone in the first quarter. The Browns took 13 plays to move 64 yards for their first points of the game, scoring on a 24-yard Matt Bahr field goal. On the sixth play of the following Bronco drive, Elway scrambled for seven yards to the Denver 46, and a Cleveland penalty put the Broncos at the Cleveland 39. Four plays later Elway hit Ricky Nattiel for 21 yards, down to the Cleveland one, and Gene Lang carried it into the endzone to up Denver's lead to 21-3. Both teams missed field goals in the latter part of the first half, and the Broncos took their 18-point lead into the dressing room at halftime. After Elway was intercepted by Felix Wright four plays into the second half, Cleveland needed just three plays to go 35 yards and score on an 18-yard pass from Bernie Kosar to Reggie Langhorne. The

Broncos answered that four plays into their next drive, when on a third-and-10 from the Denver 20, Elway scrambled right and threw a pass to Mark Jackson, who was standing at the Bronco 25. Jackson evaded two tackles and sprinted for a touchdown to complete an 80-yard scoring play and give the Broncos a 28-10 lead. Kosar and the Browns roared right back, moving 80 yards in five plays to score on a 32-yard Kosar-to-Earrest Byner pass. After a Bronco punt, Cleveland engineered another scoring drive, going 42 yards in four plays and scoring on a four-yard run by Byner to narrow the Bronco lead to 28-24. Just before the end of the third period, Rich Karlis capped off a Denver possession with a 38-yard field goal. The Browns, however, moved 86 yards in nine plays to tie the score at 31-31 on a four-yard pass from Kosar to Webster Slaughter. After an exchange of punts, Denver began a drive at their own 25 with 5:14 left in the game. On first down, Elway threw a 26-yard pass to Nattiel, and three plays later, duplicated the play to take the ball to the Cleveland 20. On the next play Elway passed to Sammy Winder, who caught it at the 23 and rambled the rest of the way into the endzone to put the Broncos up 38-31 with just over four minutes left. Kosar and the Browns rallied back and got to the Denver eight-yard line with 1:12 remaining, when Byner ran to the three, but had the ball stripped by Castille, who recovered for the Broncos. Denver was forced into a fourth down situation with 13 seconds left, and punter Mike Horan carried the ball out of the back of the endzone for a safety, making the score 38-33 in Denver's favor. After the ensuing free kick, Cleveland attempted one pass before time ran out.

Cleveland	0	3	21	9	—	33
Denver	14	7	10	7	—	38

Den-Nattiel 8 pass from Elway  
(Karlis kick) (4-18)  
Den-Sewell 1 run (Karlis kick) (8-60)  
Clev-Bahr 24 FG (13-64)  
Den-Lang 1 run (Karlis kick) (11-80)  
Clev-Langhorne 18 pass from Kosar  
(Bahr kick) (3-35)  
Den-Jackson 80 pass from Elway  
(Karlis kick) (3-80)  
Clev-Byner 32 pass from Kosar  
(Bahr kick) (5-80)  
Clev-Byner 4 run (Bahr kick) (4-32)  
Den-Karlis 38 FG (9-59)  
Clev-Slaughter 4 pass from Kosar (Bahr kick) (9-86)  
Den-Winder 20 pass from Elway (Karlis kick) (5-75)  
Clev-Safety, Horan runs out of endzone  
Attendance — 75,993

Team Statistics	Clev	Den
First downs	25	24
Rushes-yards	27-128	39-156
Passing yards	336	256
Return yards	37	13
Passes	41-26-1	26-14-1
Punts	2-48.0	3-33.7
Fumbles-lost	3-3	2-1
Penalties-yards	7-59	7-44
Time of Possession	31:37	28:23

## INDIVIDUAL STATISTICS

### Cleveland

**RUSHING** — Byner 15-67, Mack 12-61. **PASSING** — Kosar 26-41-1, 356 yards. **RECEIVING** — Byner 7-120, Newsome 3-35, Tennell 1-5, Weathers 1-19, Slaughter 4-53, Brennan 4-48, Langhorne 2-48, Mack 4-28.

### Denver

**RUSHING** — Winder 20-72, Elway 11-36, Lang 5-51, Sewell 1-1, Boddie 1-8, Horan 1-(-12). **PASSING** — Elway 14-26-1, 281 yards. **RECEIVING** — Nattiel 5-95, Sewell 1-10, Winder 3-34, Jackson 4-134, Mobley 1-8.

## STARTERS

WR 84 Ricky Nattiel	LE 61 Andre Townsend
LT 70 Dave Studdard	NT 71 Greg Kragen
LG 54 Keith Bishop	RE 75 Rulon Jones
C 62 Mike Freeman	LQB 73 Simon Fletcher
RG 79 Stefan Humphries	LILB 77 Karl Mecklenburg
RT 76 Ken Lanier	RILB 98 Ricky Hunley
TE 88 Clarence Kay	ROLB 50 Jim Ryan
WR 80 Mark Jackson	LCB 36 Mark Haynes
QB 7 John Elway	FS 22 Tony Lilly
RB 23 Sammy Winder	SS 49 Dennis Smith
RB 33 Gene Lang	RCB 45 Steve Wilson

**SUBSTITUTES** — 2 M. Horan, 3 R. Karlis, 8 G. Kubiak, 24 T. Boddie, 27 K. Clark, 28 J. Castille, 30 S. Sewell, 34 T. Braxton, 35 K. Bell, 38 B. Plummer, 46 B. Micho, 48 R. Robbins, 55 R. Dennison, 56 M. Brooks, 59 T. Lucas, 65 W. Bowyer, 72 K. Kartz, 81 S. Watson, 86 M. Andrews, 89 O. Mobley, 90 F. Gilbert, 95 S. Bryan, 97 B. Kostermann.



# 1987 AFC DIVISIONAL PLAYOFF GAME

## DENVER 34, HOUSTON 10

DENVER, CO., Jan. 10 — The Broncos advanced to the AFC Championship game after beating the Oilers 34-10, the largest margin of victory ever for the Broncos in postseason play. The Broncos were led to on defense by Mark Haynes and Karl Mecklenburg, who both picked up key interceptions, and on offense by quarterback John Elway (14 of 25, 259 yards, two TDs) and receivers Vance Johnson (four catches for 105 yards) and Clarence Kay (three catches for 57 yards and two TDs). Punter Mike Horan put the Oilers in a hole after the Broncos' first drive stalled, sending a punt to the Houston five-yard line, where two plays later, a lateral pass from Warren Moon to Mike Rozier was fumbled, and Steve Wilson recovered for Denver on the one. Gene Lang scored two plays later to give the Broncos an early 7-0 lead. Houston's next drive reached the Bronco 20-yard line before Mecklenburg intercepted a pass and returned it to the Denver 28. Elway hit Kay for 29 yards on the next play to move into Houston territory, and five plays later the same connection was made for a 27-yard touchdown pass, giving the Broncos a 14-0 lead. Both teams added field goals on their first drive of the second quarter to make the score 17-3 in Denver's favor. On the fourth Denver play after Houston's field goal, Elway threw a 55-yard bomb to Johnson to move the ball to the Oiler 11. Five plays later Elway hit Kay, again for a touchdown on a one-yard pass to up the lead to 24-3 with less than two minutes left in the half. Denver's first possession of the second half resulted in a Rich Karlis field goal. Houston then took 10 plays to reach the Denver seven, but Mark Haynes picked off a Moon pass in the end zone and returned it 57 yards, a Bronco playoff record. Houston's next drive reached the Bronco 11 but a pass on fourth down fell incomplete. The Oilers got the ball back three plays later when Patrick Allen intercepted an Elway pass, and that led to a 19-yard TD pass from Moon to Ernest Givins, cutting Denver's lead to 27-10. The Broncos' Kevin Clark recovered the onside kick that followed, and Denver moved 52 yards in seven plays to score the final points of the game on a three-yard run by Elway.

Houston	0	3	0	7	—	10
Denver	14	10	3	7	—	34

Den-Lang 1 run (Karlis kick) (2-1)  
Den-Kay 27 pass from Elway  
(Karlis kick) (6-72)  
Den-Karlis 43 FG (7-14)  
Hou-Zendejas 46 FG (12-54)  
Den-Kay 1 pass from Elway  
(Karlis kick) (9-80)  
Den-Karlis 23 FG (5-51)  
Hou-Givins 19 pass from Moon  
(Zendejas kick) (3-48)  
Den-Elway 3 run (Karlis kick) (7-52)  
Attendance — 75,968

Team Statistics	Hou	Den
First Downs	20	19
Rushes-yards	26-73	29-61
Passing yards	264	255
Return yards	2	90
Passes	43-24-2	25-14-1
Punts	3-44-7	2-46-0
Fumbles-lost	2-1	0-0
Penalties-yards	10-73	4-35
Time of Possession	32:33	27:27

## INDIVIDUAL STATISTICS

### Houston

**RUSHING** — Highsmith 5-13, Rozier 9-25, Moon 5-15, Givin 1-0, Pinkett 6-20. **PASSING** — Moon 24-43-2, 264 yards. **RECEIVING** — Duncan 4-32, Givins 6-84, Hill 5-93, Williams 1-7, Drewery 2-17, Rozier 1-6, Highsmith 4-20, Pinkett 1-5.

### Denver

**RUSHING** — Sewell 5-9, Winder 13-46, Elway 4-8, Lang 3-(-6), Bell 2-7, Kubiak 2-(-3). **PASSING** — Elway 14-25-1, 259 yards. **RECEIVING** — Johnson 4-105, Kay 3-57, Sewell 3-41, Boddie 1-15, Mobley 1-9, Nattiel 1-7, Lang 1-25.

## STARTERS

WR 82 Vance Johnson	LE 61 Andre Townsend
LT 70 Dave Studdard	NT 71 Greg Kragen
LG 54 Keith Bishop	RE 75 Rulon Jones
C 62 Mike Freeman	LOLB 73 Simon Fletcher
RG 79 Stefan Humphries	LILB 77 Karl Mecklenburg
RT 76 Ken Lanier	RILB 98 Ricky Hunley
TE 88 Clarence Kay	ROLB 50 Jim Ryan
WR 80 Mark Jackson	LCB 36 Mark Haynes
QB 7 John Elway	FS 22 Tony Lilly
RB 23 Sammy Winder	SS 31 Mike Harden
H-back 89 Orson Mobley	RCB 45 Steve Wilson

**SUBSTITUTES** — 2 M. Horan, 3 R. Karlis, 8 G. Kubiak, 24 T. Boddie, 27 K. Clark, 28 J. Castille, 30 S. Sewell, 33 G. Lang, 34 T. Braxton, 35 K. Bell, 38 B. Plummer, 46 B. Micho, 55 R. Dennison, 56 M. Brooks, 59 T. Lucas, 65 W. Bowyer, 68 L. Lee, 72 K. Kartz, 81 S. Watson, 84 R. Nattiel, 86 M. Andrews, 90 F. Gilbert, 97 B. Klostermann.

# 1986 SUPER BOWL XXI

## NEW YORK GIANTS 39, DENVER 20

PASADENA, CA., Jan. 25 — The New York Giants broke open a close game with 24 unanswered points to open the second half, capturing a 39-20 win over the Broncos in Super Bowl XXI. The game, played before a crowd of 101,063 in Pasadena's Rose Bowl, featured outstanding performances by the two quarterbacks, Super Bowl MVP Phil Simms of New York (22 of 25, 268 yards, 3 TDs) and Denver's John Elway (22 of 37, 304 yards, 1 TD). The Broncos won the toss and opened their first drive on the Denver 24, taking eight plays to reach the Giants 31-yard-line. Rich Karlis scored the first points of the game with a 48-yard field goal, tying the Super Bowl record. New York roared right back with a nine-play, 78-yard scoring drive that culminated with a six-yard touchdown pass from Simms to tight end Mark Bavaro. On the possession, Simms was six-for-six for 69 yards, and running back Joe Morris gained 19 yards on just three carries. With five-and-a-half minutes remaining in the first quarter, the Broncos took possession on their own 42 after a 28-yard kickoff return by Ken Bell. Elway completed passes on the first three plays of the drive as Denver reached the New York 33. Two Giant penalties left the Broncos with a first-and-10 at the 12, and on third down, Elway called his own number, scoring from four yards out on a quarterback draw to give Denver a 10-7 lead. The Giants next drive stalled and the Broncos got the ball back at the 14-minute mark of the second quarter. On the third play of the drive, on third-and-18, Elway unleashed a 54-yard bomb to Vance Johnson, giving the Broncos a first down on the Giant 28. Seven plays later Denver had a first-and-goal at the New York one, but failed to score in three plays and Karlis was wide right on a 23-yard field goal attempt. Denver's Orange Crush defense stifled the next Giant drive at the New York 47, and after a punt, the Broncos got the ball back on their own 15. Controversy entered the game when, on second-and-twelve, Elway threw an apparent completion for a first down to Clarence Kay. The pass was ruled incomplete, and that decision was upheld after review of the television replay. On the next play, Giant defensive end George Martin sacked Elway in the end zone for a safety to pull New York within a point of Denver at 10-9. The Giant offense was unable to move the ball on its next possession and punted to Denver. Taking the ball at their own 37, Elway quickly hit Steve Watson for 31 yards and Gerald Willhite for 11 more to give the Broncos a first-and-10 at the Giant 21 with 43 seconds left in the half. Denver was able to get to the 16-yard-line, but Karlis was wide right on a 34-yard field goal attempt with 13 seconds left in the half. New York shot out of the starting blocks in the second half and never looked back, scoring on all three third quarter drives and outgaining Denver in the period 163 yards to two. With the score at 26-10, the Giants mounted a scoring drive on their first possession of the fourth quarter, and they went up 33-10 after Phil McConkey caught a deflected pass in the end zone, Simms's third TD strike of the day. Denver got the ball back at its own 16 and Elway moved the squad to the New York 10, as Karlis kicked a 27-yard field goal to make the score 33-13. The Giants took only five plays to move 46 yards for their next TD, a two-yard run by Otis Anderson which made the score 39-13. Elway took Denver down the field again and hit Vance Johnson with a 47-yard TD pass for the game's final points.

Denver	10	0	0	10	—	20
New York Giants	7	2	17	13	—	39

Team Statistics	Den	NYG
First downs	23	24
Rushes-yards	19-52	38-138
Passing yards	320	263
Return yards	9	16
Passes	41-26-1	25-22-0
Punts	2-41-0	2-46-0
Fumbles-lost	2-0	0-0
Penalties-yards	4-28	6-48
Time of Possession	25:21	34:39

Den-Karlis 48 FG (6-45)  
NYG-Mowatt 6 pass from Simms  
(Allegre kick) (9-78)  
Den-Elway 4 run (Karlis kick) (6-58)  
NYG-Safety-Elway tackled in end zone by Martin  
NYG-Bavaro 13 pass from Simms  
(Allegre kick) (8-63)  
NYG-Allegre 21 FG (9-32)  
NYG-Morris 1 run (Allegre kick) (5-68)  
NYG-McConkey 6 pass from Simms (Allegre kick) (6-52)  
Den-Karlis 28 FG (13-73)  
NYG-Anderson 2 run (Kick failed) (5-46)  
Den-Johnson 47 pass from Elway (Karlis kick) (5-69)  
Attendance—101,063

## INDIVIDUAL STATISTICS

### Denver

**RUSHING** — Elway 6-27, Willhite 4-19, Sewell 3-4, Lang 2-2, Winder 4-0.  
**PASSING** — Elway 22-37-1,304 yards, Kubiak 4-4-0, 48 yards. **RECEIVING** — Johnson 5-121, Willhite 5-39, Winder 4-34, Jackson 3-51, Watson 2-54, Sampson 2-20, Mobley 2-17, Sewell 2-12, Lang 1-4.

### New York Giants

**RUSHING** — Morris 20-67, Simms 3-25, Rouson 3-22, Galbreath 4-17, Carthon 3-4, Anderson 2-1, Rutledge 3-0. **PASSING** — Simms 22-25-0, 268 yards. **RECEIVING** — Bavaro 4-51, Morris 4-20, Carthon 4-13, Robinson 3-62, Manuel 3-43, McConkey 2-50, Rouson 1-23, Mowatt 1-6.

### STARTERS

WR 82 Vance Johnson	LE 61 Andre Townsend
LT 70 Dave Studdard	NT 71 Greg Kragen
LG 54 Keith Bishop	RE 75 Rulon Jones
C 64 Billy Bryan	LOLB 50 Jim Ryan
RG 63 Mark Cooper	LILB 77 Karl Mecklenburg
RT 76 Ken Lanier	RILB 98 Ricky Hunley
TE 88 Clarence Kay	ROLB 57 Tom Jackson
WR 81 Steve Watson	LCB 20 Louis Wright
QB 7 John Elway	SS 49 Dennis Smith
RB 23 Sammy Winder	FS 43 Steve Foley
RB 47 Gerald Willhite	RCB 31 Mike Harden

**SUBSTITUTIONS** — 2 M. Horan, 3 R. Karlis, 8 G. Kubiak, 22 T. Lilly, 30 S. Sewell, 33 G. Lang, 35 K. Bell, 36 M. Haynes, 45 S. Wilson, 48 R. Robbins, 52 K. Woodard, 55 R. Dennison, 59 D. Comeaux, 62 M. Freeman, 69 T. Colorito, 73 S. Fletcher, 74 D. Remsburg, 80 M. Jackson, 84 C. Sampson, 85 J. Hackett, 87 B. Micho, 89 O. Mobley, 90 F. Gilbert.

## 1986

## AFC CHAMPIONSHIP

### DENVER 23, CLEVELAND 20 OT

CLEVELAND, OH, Jan. 11 — Rich Karlis kicked a 33-yard field goal 5:48 into overtime to give the Broncos a 23-20 victory over the Browns. The game was played before a crowd of 79,915 people, who braved a wind chill of five degrees. Cleveland scored first, on the heels of a 14-play, 86-yard drive, Bernie Kosar threw a six-yard TD pass to Herman Fontenot with 5:19 left in the first quarter to put the Browns up 7-0. The next Cleveland drive ended when Ricky Hunley intercepted a Kosar pass, and he returned 14 yards to the Browns' 36. Although the Broncos' ensuing drive stalled, Kosar threw another interception, this one to Jim Ryan, and he returned the ball 26 yards to the Cleveland nine. Four plays later Karlis nailed a 19-yard field goal to make the score 7-3. Denver got another break on Cleveland's next play when Kaven Mack fumbled and Ken Woodard recovered the ball on the Browns' 37. On first down John Elway rammed 34 yards, and two more rushes got Denver to the one-yard line. On fourth-and-goal Gerald Willhite plunged into the end zone to give the Broncos a 10-7 lead. Cleveland kicker Mark Moseley tied the score at 10 apiece with a 29-yard field goal with 20 seconds left in the first half. Both teams saw their first two possessions of the second half end in punts before Denver engineered the first scoring drive of the second half. Elway drove the Broncos 61 yards in 11 plays, and Karlis put Denver up 13-10 with a 26-yard field goal 12 minutes into the third quarter. The Browns wasted no time mounting a scoring march of their own. Mack rushed for 34 yards in a 10-play, 76-yard drive that culminated with a 24-yard Moseley field goal, knotting the score at 13-13. The Broncos next two possessions ended in punts, and when Cleveland got the ball on its own 48 with 6:40 left in the fourth quarter, the Browns struck quickly. On third-and-six from Denver's 48 yard line, Kosar threw a TD pass to Brian Brennan to give the Browns a 20-13 lead with 5:43 left in regulation. The ensuing kickoff rolled to the Denver two-yard line where Gene Lang fell on it. Pro Bowl-bound Elway then engineered the longest and most important drive of his four-year career. On the fifth play of the drive (on second-and-seven from the Broncos' 15), Elway rushed for 11 yards and a first down. He hit Steve Sewell for a 22-yard gain on the next play, and followed that with a 12-yard strike to Steve Watson to give Denver a first down on the Cleveland 40. After an incompletion and an eight-yard sack, Elway threw a 20-yard pass to Mark Jackson, moving the team to the Cleveland 28. Another incompletion was followed by a 14-yard, Elway-to-Sewell pass, giving the Broncos a first down on the Brown's 14 with 57 seconds left. Elway's next pass was incomplete, and on second down he ran nine yards to the Cleveland five-yard line. On the next play, he hit Jackson for a TD, and Karlis's extra point tied the score at 20 with 39 seconds left in regulation. Cleveland was unable to move the ball as time ran out in the fourth quarter. The Browns won the overtime coin toss and elected to receive. Three plays into the drive, (on third-and-two from the Cleveland 38), the Orange Crush rose up to snuff Herman Fontenot for no gain. Cleveland

punted and Willhite returned it to the Bronco 25, where the Denver juggernaut revved it up again. On second-and-five, Elway hit Orson Mobley for a 22-yard gain, and three plays later Elway threw a 28-yard pass to Watson. With a first down on Cleveland's 22-yard line, the Broncos rushed three times to get to the 15, and on fourth down, Karlis hit the 33-yard game winner. Elway accounted for 300 total yards in the game, rushing for 56 and completing 22 of 38 passes for 244 yards. The Broncos kept alive a 1986 record of 13-0 when they scored 20 or more points. Denver also notched its 11th win on natural turf, losing only to San Diego at home on grass.

Denver	0	10	3	7	3	—	23			
Cleveland	7	3	0	10	0	—	20			
								<b>Team Statistics</b>	<b>Den</b>	<b>Clev</b>
Clev-Fontenot 6 pass from Kosar (Moseley kick) (14-86)								Rushes-yards	37-149	33-100
Den-Karlis 19 FG (4-8)								Passing yards	225	256
Den-Willhite 1 run (Karlis kick) (5-37)								Return yards	50	37
Clev-Moseley 29 FG (9-53)								Passes	38-22-1	32-18-2
Den-Karlis 26 FG (11-61)								Punts	7-37-6	6-43-2
Clev-Moseley 24 FG (10-76)								Fumbles-lost	2-0	3-1
Clev-Brennan 48 pass from Kosar (Moseley kick) (3-52)								Penalties-yards	6-39	9-76
Den-Jackson 5 pass from Elway (Karlis kick) (15-98)								Time of Possession	34:05	31:43
Den-Karlis 33 FG (9-60)										
Attendance—79,915										

## INDIVIDUAL STATISTICS

### Denver

**RUSHING**—Elway 4-56, Winder 26-83, Willhite 3-0, Sewell 1-1, Lang 3-9.  
**PASSING** — Elway 22-38-1, 244 yards. **RECEIVING** — Willhite 2-20, Watson 3-55, Winder 2-2, V. Johnson 3-25, Mobley 3-36, Sampson 1-10, Kay 2-23, Lang 1-1, Sewell 3-47, Jackson 2-25.

### Cleveland

**RUSHING**—Mack 26-94, Kosar 4-3, Fontenot 3-3. **PASSING**—Kosar 18-22-2, 259 yards. **RECEIVING**—Langhorne 2-35, Fontenot 7-66, Brennan 4-72, Mack 2-20, Byner 1-4, Weathers 1-42, Slaughter 1-20.

### STARTERS

WR 82 Vance Johnson	LE 75 Rulon Jones
LT 70 Dave Studdard	NT 71 Greg Kragen
LG 54 Keith Bishop	RE 61 Andre Townsend
C 64 Billy Bryan	LOLB 50 Jim Ryan
RG 63 Mark Cooper	LILB 77 Karl Mecklenburg
RT 76 Ken Lanier	RILB 98 Ricky Hunley
TE 85 Joey Hackett	ROLB 57 Tom Jackson
WR 81 Steve Watson	LCB 20 Louis Wright
QB 7 John Elway	FS 43 Steve Foley
RB 23 Sammy Winder	SS 48 Dennis Smith
TE 89 Orson Mobley	RCB 31 Mike Harden

**SUBSTITUTES**—2 M. Horan, 3 R. Karlis, 8 G. Kubiak, 22 T. Lilly, 30 S. Sewell, 33 G. Lang, 35 K. Bell, 45 S. Wilson, 47 G. Willhite, 48 R. Robbins, 52 K. Woodard, 55 R. Dennison, 59 D. Comeaux, 62 M. Freeman, 69 T. Colorito, 73 S. Fletcher, 74 D. Remsburg, 80 M. Jackson, 84 C. Sampson, 87 B. Micho, 88 C. Kay, 90 F. Gilbert. **DID NOT PLAY** — 36 M. Haynes.

## 1986

## AFC DIVISIONAL PLAYOFF GAME

### DENVER 22, NEW ENGLAND 17

DENVER, CO., Jan. 4—Rulon Jones sacked Tony Eason in the end zone for a safety with 1:37 left on the clock to put Denver up 22-17 and halt the Patriots' final comeback drive. The playoff victory was the first since Jan. 1, 1978 for the Broncos, when they defeated Oakland for the AFC Championship. The two teams traded punts in the first nine minutes of the game before Denver posed the initial scoring threat. Starting at their own 20, the Broncos took four plays to reach the New England 7, behind John Elway completions of 39 and 21 yards. On second-and-goal from the four, Elway rolled around the left side and was hit just short of the goal line. He was penalized (delay of game) for spiking the ball after the play, and that set Denver back to the six. Two plays later Rich Karlis nailed a 27-yard field goal to give Denver a 3-0 lead. New England mounted a seven-play, 87-yard drive later in the quarter, with Eason hitting Stanley Morgan for a 19-yard TD. The Broncos roared right back with a 13-play, 82-yard drive that was punctuated by a 22-yard TD run by Elway, giving Denver a 10-7 lead midway through the second quarter. The Patriots tied the score on the last play of the half with a 38-yard Tony Franklin field goal. Denver received the kickoff to open the second half and proceeded to chew up over nine minutes off the clock. The Broncos ran the ball 11 times on the drive, which stalled on the Patriot five. Karlis's 22-yard

field goal put Denver up 13-10. Five plays into the next New England drive, the Patriots took a page out of Dan Reeve's bag of tricks, scoring on a flea-flicker that ended with a 45-yard TD pass from Eason to Morgan to give New England its first lead of the game at 17-13. Denver jumped right back on top, traveling 86 yards in six plays to score on a 48-yard Elway-to-Vance Johnson pass on the last play of the third quarter. The two teams both punted three times in the fourth quarter, and the last one, a Mike Horan punt of 54 yards, backed New England to its own 10. On first down, Eason dropped back to pass but was sacked for a safety by Rulon Jones. Denver recovered the onside free kick and held on to the ball to preserve the win.

New England	0	10	7	0	—	17
Denver	3	7	10	2	—	22

Den—Karlis 27 FG (8-71)  
NE—Morgan 19 pass from Eason (Franklin kick) (7-87)  
Den—Elway 22 run (Karlis kick) (13-82)  
NE—Franklin 38 FG (5-8)  
Den—Karlis 22 FG (15-80)  
NE—Morgan 45 pass from Eason (Franklin kick) (5-78)  
Den—Johnson 48 pass from Elway (Karlis kick) (6-86)  
Den—Safety • Eason tackled in endzone by Jones  
Attendance—76,105

#### INDIVIDUAL STATISTICS

##### New England

**RUSHING**—James 10-31, Collins 5-46, Fryar 1-(-2), Eason 2-23, Dupard 5-18, Hawthorne 1-5. **PASSING**—Eason 13-24-0, 194 yards. **RECEIVING**—Collins 4-46, Fryar 2-11, Morgan 3-100, Baty 3-31, Hawthorne 1-6.

##### Denver

**RUSHING**—Winder 19-102, Willhite 3-4, Elway 5-18, Lang 11-44, Bell 2-12, Sewell 2-8. **PASSING**—Elway 13-32-2, 257 yards. **RECEIVING**—Johnson 4-89, Sewell 3-41, Watson 1-21, Mobley 2-69, Lang 1-1, Winder 1-16, Micho 1-20.

#### STARTERS

WR 82 Vance Johnson	LE 75 Rulon Jones
LT 70 Dave Studdard	NT 71 Greg Kragen
LG 54 Keith Bishop	RE 61 Andre Townsend
C 64 Billy Bryan	LOLB 50 Jim Ryan
RG 60 Paul Howard	LILB 77 Karl Mecklenburg
RT 76 Ken Lanier	RILB 98 Ricky Hunley
TE 85 Joey Hackett	ROLB 57 Tom Jackson
WR 81 Steve Watson	LGB 20 Louis Wright
QB 7 John Elway	FS 43 Steve Foley
RB 23 Sammy Winder	SS 48 Randy Robbins
TE 89 Orson Mobley	RCB 31 Mike Harden

**SUBSTITUTIONS** — 2 M. Horan, 3 R. Karlis, 8 G. Kubiak, 22 T. Lilly, 30 S. Sewell, 33 G. Lang, 35 K. Bell, 36 M. Haynes, 45 S. Wilson, 52 K. Woodard, 55 R. Dennison, 59 D. Comeaux, 62 M. Freeman, 63 M. Cooper, 69 T. Colorito, 73 S. Fletcher, 74 D. Remsberg, 80 M. Jackson, 84 C. Sampson, 87 B. Micho, 90 F. Gilbert. **DID NOT PLAY** — 49 D. Smith.

## 1984 DIVISIONAL PLAYOFF GAME

### PITTSBURGH 24, DENVER 17

DENVER, CO., Dec. 30—Denver had two possessions in the final two minutes of the game but failed to score as Pittsburgh advanced to the Conference Championship game. Denver's opportunistic defense recovered two Steeler fumbles in the first quarter. The first one resulted in a Rich Karlis field goal attempt, but it sailed wide right. Pittsburgh fumbled on the next play, and the Broncos recovered again. That turnover led to a seven-yard touchdown pass from John Elway to Jim Wright. Pittsburgh scored on a 28-yard field goal on the first play of the second period, and just before intermission, the Steelers took the lead on Frank Pollard's one-yard TD plunge. Denver tied the game early in the third quarter on a 21-yard Karlis field goal. The Broncos regained the lead on their next possession, scoring on a 20-yard pass from Elway to Steve Watson. For the game, Watson gained 177 yards on 11 receptions. The Steelers mounted a scoring drive of their own, tying the game at 17-17 on a Mark Malone to Louis Lipps pass late in the quarter. Later, Pittsburgh's Eric Williams intercepted an Elway pass and returned it to the Denver two-yard line with only 2:45 left in the game. Pollard scored two plays later to give

the Steelers the lead 24-17. Denver couldn't move the ball on its final two possessions as time ran out.

Pittsburgh	0	10	7	7	—	24
Denver	7	0	10	0	—	17

	Team Statistics	Pitt	Den
Den—J. Wright 9 pass from Elway (Karlis kick) (5-22)	First downs	25	15
Pitt—Anderson 28 FG (12-62)	Rushes-yards	40-169	22-51
Pitt—Pollard 1 run (Anderson kick) (8-78)	Passing yards	212	199
Den—Karlis 21 FG (4-0)	Sacks by-yards	4-37	2-12
Den—Watson 20 pass from Elway (Karlis kick) (6-46)	Return yards	43	17
Pitt—Lipps 10 pass from Malone (Anderson kick) (7-66)	Passes	17-28-0	20-39-2
Pitt—Pollard 2 run (Anderson kick) (3-2)	Punts	3-28.3	4-42.3
Attendance—74,982	Fumbles-lost	3-2	2-0
	Penalties-yards	4-30	1-5
	Time of Possession	32:52	27:08

#### INDIVIDUAL STATISTICS

##### Pittsburgh

**RUSHING**—Pollard 16-99, Abercrombie 17-75, Malone 5-(-6), Lipps 1-0, Veals 1-1. **PASSING**—Malone 17-28-0, 224 yards. **RECEIVING**—Abercrombie 3-18, Pollard 4-48, Lipps 5-86, Stallworth 3-38, Cunningham 1-19, Thompson 1-15.

##### Denver

**RUSHING**—Elway 4-16, Winder 15-37, Watson 1-(-3), Willhite 1-1, Parros 1-0. **PASSING**—Elway 19-37-2, 184 yards, Willhite 1-1-0, 52 yards. **RECEIVING**—Winder 4-22, Watson 11-177, J. Wright 2-16, Willhite 2-12, Alexander 1-9.

#### STARTERS

TE 85 Don Summers	LE 79 Barney Chavous
LT 70 Dave Studdard	NT 68 Rubin Carter
LG 54 Keith Bishop	RE 75 Rulon Jones
C 64 Billy Bryan	LOLB 50 Jim Ryan
RG 60 Paul Howard	LILB 55 Rick Dennison
RT 76 Ken Lanier	RILB 58 Steve Busick
TE 88 Clarence Kay	ROLB 57 Tom Jackson
WR 81 Steve Watson	LCB 20 Louis Wright
QB 7 John Elway	RCB 31 Mike Harden
RB 23 Sammy Winder	SS 49 Dennis Smith
H-B 87 Jim Wright	FS 43 Steve Foley

**SUBSTITUTIONS** - 2 C. Norman, 3 R. Karlis, 22 T. Lilly, 24 R. Parros, 28 R. Jackson, 33 G. Lang, 39 J. Myles, 45 S. Wilson, 47 G. Willhite, 48 R. Robbins, 52 K. Woodard, 59 D. Comeaux, 61 A. Townsend, 62 M. Freeman, 65 W. Bowyer, Bowyer, 66 S. Garnett, 72 M. Graves, 74 W. Hood, 77 K. Mecklenburg, 80 R. Alexander, 84 C. Sampson, 98 R. Hunley. **DID NOT PLAY** 8 G. Kubiak.

## 1983 WILD CARD PLAYOFF GAME

### SEATTLE 31, DENVER 7

SEATTLE, Wash., Dec. 24—Seattle broke open a close contest with two second-half Dave Krieg touchdown passes as the Seahawks beat Denver 31-7 in the AFC Wild Card playoff game. Seattle scored on its first possession of the day with a 17-yard pass from Krieg to Steve Largent. Later in the first quarter, Denver mounted a nine-play, 76-yard drive, scoring on a 13-yard pass from Steve DeBerg to Jesse Myles. Seattle cornerback Kerry Justin intercepted a DeBerg pass on Denver's next drive and the Seahawks drove to the Denver 20-yard line, with Norm Johnson converting a 37-yard field goal. Denver then drove down to the Seattle four-yard line, but Gerald Willhite fumbled and Seattle recovered, and then ran the remaining time off the clock. The second half belonged to the Seahawks as Krieg passed for two touchdowns and running back David Hughes ran for another, making the final score 31-7.

Denver	7	0	0	0	—	7
Seattle	7	3	7	14	—	31

	Team Statistics	Den	Sea
Sea—Largent 17 pass from Krieg. (Johnson kick)	First downs	21	17
Den—Myles 13 pass from DeBerg. (Karlis kick)	Total net yards	360	324
Sea—Metzelaars 5 pass from Krieg. (Johnson kick)	Net yards rushing	125	145
Sea—Johns 18 pass from Krieg. (Johnson kick)	Net yards passing	235	179
Sea—Hughes 2 run. (Johnson kick)	Total plays	69	53
Attendance—60,752	Passes	24-34-2	12-13-0
	Return yards	128	146
	Penalty yards	35	34



## INDIVIDUAL STATISTICS

### Denver

**RUSHING**—Winder 16-59, Poole 7-25, Elway 3-16, Willhite 5-16, Sampson 1-8, Watson 1-1. **RECEIVING**—Myles 7-73, Watson 4-51, Poole 4-17, Sampson 3-52, Winder 2-13, Thomas 1-19, Egloff 1-16, Wilson 1-12, Willhite 1-1. **PASSING**—DeBerg 14-19-1, 131 yards. Elway 10-15-1, 123 yards.

### Seattle

**RUSHING**—Warner 23-99, Hughes 3-16, Bryant 5-15, Krieg 3-9, Dixon 3-4, Zorn 1-2. **PASSING**—Krieg 12-13-0, 200 yards. **RECEIVING**—Largent 4-76, Warner 3-22, Johns 2-59, Young 2-38, Metzelaars 1-5.

## STARTERS

WR 84 Clint Sampson	LE 79 Barney Chavous
LT 70 Dave Studdard	LT 68 Rubin Carter
LG 54 Keith Bishop	RT 72 Don Latimer
C 64 Billy Bryan	RE 75 Rulon Jones
RG 60 Paul Howard	LLB 50 Jim Ryan
RT 76 Ken Lanier	MLB 53 Randy Gradishar
TE 85 Ron Egloff	RLB 57 Tom Jackson
WR 81 Steve Watson	LCB 20 Louis Wright
QB 17 Steve DeBerg	RCB 31 Mike Harden
RB 23 Sammy Winder	SS 49 Dennis Smith
FB 34 Nathan Poole	FS 43 Steve Foley

**SUBSTITUTIONS** - 3 R. Karlis, 7 J. Elway, 11 L. Prestridge, 21 M. Dupree, 28 R. Jackson, 29 W. Myers, 37 S. Trimble, 39 J. Myles, 45 S. Wilson, 46 D. Preston, 47 G. Willhite, 52 K. Woodard, 55 R. Dennison, 56 S. Busick, 59 D. Comeaux, 62 T. Glassic, 63 M. Cooper, 65 W. Bowyer, 66 B. Manor, 67 K. Uecker, 74 J. Baker, 77 K. Mecklenburg, 78 R. Stachowski, 82 Z. Thomas, 83 J. Sawyer, 88 R. Odoms. **DID NOT PLAY** - 8 G. Kubiak.

## 1979 WILD CARD PLAYOFF GAME

### HOUSTON 13, DENVER 7

HOUSTON, Tex., Dec. 23—Toni Fritsch kicked two field goals to provide the margin of victory as the Houston Oilers played strong second half defense and defeated the Broncos, 13-7, earning the Oilers advancement in the American Football Conference playoffs.

Fritsch opened the scoring with a 31-yard first period field goal, but Denver came back to take a 7-3 lead on a seven-yard pass from Craig Morton to running back Dave Preston, an 80-yard drive that took the Broncos 13 plays.

Houston went ahead to stay on a three-yard burst by Earl Campbell at 14:14 of the second period. However, Campbell was injured on the play and did not return to action in the second half. Oiler quarterback Dan Pastorini and wide receiver Ken Burroughs also left the contest due to injuries, both early in the second half, putting a severe crimp in the Houston attack. But the Broncos were able to move the ball for only 216 yards total offense, and the tenacious Houston defense sacked Morton six times for 40 yards in losses as the Oilers held on to win.

Linebacker Bob Swenson intercepted a Gifford Nielsen pass at the Oiler 26-yard line midway through the fourth period, but two sacks of Morton led to a 50-yard field goal attempt by Fred Steinfort. Steinfort's kick hit the upright, and the Oilers later drove for a second field goal by Fritsch, this one of 20 yards, providing the final victory margin.

Denver drove to the Houston 27 at the two minute mark, but the Oiler defense again rose to the occasion to stifle the threat and secure the win, eliminating the Broncos from the playoffs.

Denver	7	0	0	0	—	7
Houston	3	7	0	3	—	13

Hou—Fritsch 31 FG  
Den—Preston 7 pass from Morton  
(Turner kick)  
Hou—Campbell 3 run (Fritsch kick)  
Hou—Fritsch 20 FG  
Attendance—48,776

Team Statistics	Den	Hou
First downs	17	18
Total net yards	216	260
Net yards rushing	112	138
Net yards passing	104	147
Total plays	65	63
Passes	14-27-1	10-22-2
Return yards	37	87
Penalty yardage	70	19

### Houston

**RUSHING**—Campbell 16-50, T. Wilson 8-21, Coleman 2-5, Carpenter 16-59. **PASSING**—Pastorini 8-18-1, 149 yards; Nielsen 2-4-1, 9 yards. **RECEIVING**—Coleman 1-41, Carpenter 3-26, Barber 1-31, T. Wilson 4-53, Campbell 1-7.

## STARTERS

WR 80 Rick Upchurch	LE 79 Barney Chavous
LT 70 Dave Studdard	NT 68 Rubin Carter
LG 62 Tom Glassic	RE 66 Brison Manor
C 64 Billy Bryan	LOLB 51 Bob Swenson
RG 60 Paul Howard	LILB 59 Joe Rizzo
RT 71 Claudie Minor	RILB 53 Randy Gradishar
TE 88 Riley Odoms	ROLB 57 Tom Jackson
WR 25 Haven Moses	LCB 20 Louis Wright
QB 7 Craig Morton	RCB 43 Steve Foley
RB 24 Otis Armstrong	SS 36 Bill Thompson
RB 32 Jon Keyworth	FS 29 Bernard Jackson

**SUBSTITUTIONS** - 11 L. Prestridge, 14 N. Weese, 15 J. Turner, 19 F. Steinfort, 23 C. Pane, 30 J. Jensen, 35 L. Canada, 40 C. West, 46 D. Preston, 50 J. Ryan, 55 K. Brown, 56 L. Evans, 58 R. Nairne, 63 J. Grant, 65 G. Hyde, 72 D. Latimer, 73 K. Clark, 81 S. Watson, 84 V. Kinney, 85 R. Egloff. **DID NOT PLAY** - 12 C. Penrose, 47 G. Atkinson, 78 B. Radford.

## 1978 DIVISIONAL PLAYOFF GAME

### PITTSBURGH 33, DENVER 10

PITTSBURGH, Pa., Dec. 30—Two fourth quarter touchdown passes by Pittsburgh quarterback Terry Bradshaw lifted the Steelers to a 33-10 victory over the Denver Broncos and into the American Football Conference championship game.

Bradshaw's scoring tosses included a 45-yard bomb to John Stallworth and a 38-yarder to Lynn Swann, capping a brilliant performance by the Pittsburgh passer.

The Broncos took the early lead on a 37-yard Jim Turner field goal, but Pittsburgh's Franco Harris ran one and 18 yards for touchdowns and Roy Gerela kicked a 24-yard field goal to give the Steelers a 16-3 advantage. Denver cut the margin to 16-10 on a three-yard Dave Preston TD, but Gerela kicked another field goal to make the halftime margin 19-10. Denver threatened to come closer in the third period, but Turner's 29-yard field goal attempt was blocked, and Bradshaw's passing sealed Denver's fate early in the final stanza. The Steelers rolled to 425 yards total offense, with Bradshaw accounting for 272 through the air, 156 on ten receptions by Stallworth. The eventual World Champion Steelers limited the Broncos' ground game to just 87 yards in earning the right to play the Houston Oilers for the AFC crown the following week.

Denver	3	7	0	0	—	10
Pittsburgh	6	13	0	14	—	33

Den—Turner 37 FG  
Pit—Harris 1 run (kick failed)  
Pit—Harris 18 run (Gerela kick)  
Pit—Gerela 24 FG  
Den—Preston 3 run (Turner kick)  
Pit—Gerela 27 FG  
Pit—Stallworth 45 pass from Bradshaw  
(Gerela kick)  
Pit—Swann 38 pass from Bradshaw  
(Gerela kick)  
Attendance—48,921

Team Statistics	Den	Pit
First downs	15	24
Total net yards	218	425
Net yards rushing	87	153
Net yards passing	131	272
Total plays	55	69
Passes	12-22-0	16-29-1
Return yards	110	93
Penalty yardage	104	88

## INDIVIDUAL STATISTICS

### Denver

**RUSHING**—Keyworth 6-12, Lytle 5-6, Canada 1-3, Perrin 6-6, Preston 4-14, Weese 4-43, Armstrong 1-3. **PASSING**—Morton 3-5-0, 34 yards; Weese 3-16-0, 118 yards; Ditts 1-1-0, 16 yards. **RECEIVING**—Moses 2-33, Dolbin 4-77, Lytle 1-(-1), Perrin 2-16, Odoms 1-24, Preston 2-19.

### Pittsburgh

**RUSHING**—Harris 24-105, Bleier 8-26, Bradshaw 2-4, Thornton 2-4, Moser 2-6, J. Smith 1-4, Deloplane 1-4. **PASSING**—Bradshaw 16-29-1, 272 yards. **RECEIVING**—Stallworth 10-156, Grossman 4-64, Swann 2-52.

## INDIVIDUAL STATISTICS

### Denver

**RUSHING**—Armstrong 12-51, Preston 9-24, Jensen 4-5, Canada 4-29, Upchurch 1-3, Morton 2-0. **PASSING**—Morton 14-27-1, 144 yards. **RECEIVING**—Armstrong 2-22, Egloff 1-17, Preston 4-40, Moses 3-47, Jensen 1-11, Canada 1-4, Odoms 2-3.

### STARTERS

WR 82 Jack Dolbin	LE 79 Barney Chavous
LT 71 Claudie Minor	NT 68 Rubin Carter
LG 62 Tom Glassic	RE 77 Lyle Alzado
C 64 Billy Bryan	LILB 51 Bob Swenson
RG 60 Paul Howard	LILB 59 Joe Rizzo
RT 76 Tom Neville	RILB 53 Randy Gradishar
TE 88 Riley Odoms	ROLB 57 Tom Jackson
WR 25 Haven Moses	LCB 20 Louis Wright
QB 7 Craig Morton	RCB 43 Steve Foley
RB 41 Rob Lytle	SS 36 Bill Thompson
RB 32 Jon Keyworth	FS 29 Bernard Jackson

**SUBSTITUTIONS** - 10 B. Dilts, 14 N. Weese, 15 J. Turner, 23 C. Pane, 27 M. Harvey, 33 L. Perrin, 35 L. Canada, 40 C. West, 46 D. Preston, 50 B. Maples, 55 G. Turk, 56 L. Evans, 58 R. Nairne, 63 J. Grant, 65 G. Hyde, 80 R. Upchurch, 84 V. Kinney, 87 B. Moore. **DID NOT PLAY** - 12 C. Penrose, 24 O. Armstrong, 66 B. Manor, 67 S. Schindler.

## 1977 SUPER BOWL XII

### DALLAS 27, DENVER 10

NEW ORLEANS, La., Jan. 15—The Dallas Cowboys evened their Super Bowl record at 2-2 by defeating the Denver Broncos 27-10 before a sellout crowd of 76,400, plus 90 million television viewers, the largest audience ever to watch a sporting event. Dallas converted two pass interceptions by safety Randy Hughes and cornerback Aaron Kyle into 10 points and Efen Herrera added a 35-yard field goal to give the Cowboys at 13-0 halftime advantage. The Denver offense had trouble getting untracked against the hard-hitting Cowboy defense. The Broncos lost three fumbles and were intercepted twice on their last five possessions of the first half. The Broncos came back momentarily at the outset of the third period. Craig Morton engineered a drive to the Cowboys 30-yard line from where Jim Turner booted a 47-yard field goal to make the score 13-3. After an exchange of punts, Dallas wide receiver Butch Johnson made a spectacular diving catch in the end zone to complete a 45-yard pass from Roger Staubach to put the Cowboys ahead 20-3. However, the momentum swung back to the Broncos as Rick Upchurch returned the kickoff 67 yards to the Dallas 26. On the second play of the series, Norris Weese relieved Craig Morton at quarterback. Morton, who was intercepted only eight times during the regular season, had thrown a Super Bowl record four interceptions. Weese guided the Broncos to a touchdown — a one-yarder by Ron Lytle — to cut the Dallas lead to 20-10 with 5:39 left in the third quarter. Dallas clinched the victory when running back Robert Newhouse threw a 29-yard touchdown pass to Golden Richards on an option play with 7:04 remaining in the game. It was the first pass thrown by Newhouse since the 1975 regular season. The Cowboys offense amassed 325 yards while the defense limited the Broncos to 156 in a game which saw the Cowboys control the ball 38:34 to Denver's 21:26. Roger Staubach completed 17 of 25 passes for 183 yards while Harvey Martin and Randy White, who were named Co-MVPs, led the Cowboys defense which recovered four fumbles and intercepted four passes.

Dallas	10	3	7	7	—	27
Denver	0	0	10	0	—	10

Dal—Dorsett 3 run (Herrera kick)  
Dal—FG Herrera 35  
Dal—FG Herrera 43  
Den—FG Turner 47  
Dal—Johnson 45 pass from Staubach (Herrera kick)  
Den—Lytle 1 run (Turner kick)  
Dal—Richards 29 pass from Newhouse (Herrera kick)  
Attendance—76,400

Team Statistics	Dal	Den
First downs	17	11
Total net yards	325	156
Net yards rushing	143	121
Net yards passing	182	35
Total plays	71	58
Passes	19-28-0	8-25-4
Return yards	97	195
Penalty yardage	94	60

## INDIVIDUAL STATISTICS

### Dallas

**RUSHING**—Johnson 1-(-9), Dorsett 15-66, Newhouse 14-55, P. Pearson 3-11, Staubach 3-6, White 1-13, Laidlaw 1-1. **PASSING**—Staubach 17-25-0, 183 yards; White 1-2-0, 5 yards; Newhouse 1-1-0, 29 yards. **RECEIVING**—P. Pearson 5-37, Dorsett 2-11, DuPree 4-66, Newhouse 3-(-1), Johnson 2-53, Richards 2-38, D. Pearson 1-13.

### Denver

**RUSHING**—Keyworth 5-9, Armstrong 7-27, Lytle 10-35, Perrin 3-8, Jensen 1-16, Weese 3-26. **PASSING**—Morton 4-15-4, 39 yards; Weese 4-10-0, 22 yards. **RECEIVING**—Moses 1-21, Perrin 1-(-7), Dolbin 2-24, Odoms 2-9, Jensen 1-5, Upchurch 1-9.

### STARTERS

WR 82 Jack Dolbin	LE 79 Barney Chavous
LT 74 Andy Maurer	NT 68 Rubin Carter
LG 62 Tom Glassic	RE 77 Lyle Alzado
C 52 Mike Montler	LILB 51 Bob Swenson
RG 60 Paul Howard	LILB 59 Joe Rizzo
RT 71 Claudie Minor	RILB 53 Randy Gradishar
TE 88 Riley Odoms	ROLB 57 Tom Jackson
WR 25 Haven Moses	LCB 20 Louis Wright
QB 7 Craig Morton	RCB 43 Steve Foley
RB 24 Otis Armstrong	SS 36 Bill Thompson
RB 32 Jon Keyworth	FS 29 Bernard Jackson

**SUBSTITUTIONS** - 10 B. Dilts, 14 N. Weese, 15 J. Turner, 21 R. Polti, 30 J. Jensen, 35 L. Perrin, 40 R. Rich, 41 R. Lytle, 50 B. Maples, 55 G. Turk, 56 L. Evans, 58 R. Nairne, 63 J. Grant, 65 G. Hyde, 66 B. Manor, 70 P. Smith, 73 H. Allison, 80 R. Upchurch, 85 R. Egloff, 86 J. Schultz. **DID NOT PLAY** - 12 C. Penrose. **INACTIVE** - 26 L. Riley, 67 S. Schindler.

## 1977 AFC CHAMPIONSHIP

### DENVER 20, OAKLAND 17

DENVER, Colo., Jan. 1—Denver quarterback Craig Morton threw two touchdown passes to Haven Moses as the Broncos defeated the defending NFL Champion Oakland Raiders 20-17 and moved into their first Super Bowl. Morton, who was drafted and spent nine-and-a-half years with the Cowboys, would face his former Dallas teammates after completing 10 of 20 passes for 224 yards. It would be the second meeting in five weeks for these two teams — Dallas won 14-6 in the regular season finale as Morton played only the opening series due to a bruised hip. On a sunny, 18-degree day before 74,982 Denver partisans, the Raiders scored on their initial possession as Errol Mann kicked a 20-yard field goal to climax an 18-play drive. Morton hit Moses on their first scoring hookup two plays later on a 74-yard touchdown bomb, and the Broncos were on top to stay. Denver took advantage of two Oakland turnovers in the second half to win its second game in three meetings with the Raiders during the 1977 season. Defensive end Brison Manor recovered running back Clarence Davis' fumble at the Oakland 17 and running back Jon Keyworth scored from the 1-yard line to increase the margin to 14-3 in the third quarter. Oakland quarterback Ken Stabler hit tight end Dave Casper on the first of two scoring passes to narrow the lead to 14-10 with 39 seconds elapsed in the final period. But on Oakland's next possession, linebacker Bob Swenson intercepted a Stabler pass and ran to the Raiders' 14. Morton then threw 12 yards to Moses for the Broncos' final touchdown. Oakland finished the scoring on the next series as Stabler threw 17 yards to Casper for the game's last touchdown. Denver controlled the ball for the final 3:08 and gave Red Miller the AFC title in his first year as a head coach. Moses, a 10-year veteran, had five receptions for 168 yards. The Denver defense, which was No. 1 against the rush in the NFL during the regular season, held the Raiders to 94 yards on the ground.

Oakland	3	0	0	14	—	17
Denver	7	0	7	6	—	20

Oak—FG Mann 20  
Den—Moses 74 pass from Morton (Turner kick)  
Den—Keyworth 1 run (Turner kick)  
Oak—Casper 7 pass from Stabler (Mann kick)  
Den—Moses 12 pass from Morton (pass failed)  
Oak—Casper 17 pass from Stabler (Mann kick)  
Attendance—74,982

Team Statistics	Oak	Den
First downs	20	16
Total net yards	298	308
Net yards rushing	94	91
Net yards passing	204	217
Total plays	72	58
Passes	17-35-1	10-20-1
Return yards	152	93
Penalty yardage	6	46

## INDIVIDUAL STATISTICS

### Oakland

**RUSHING**—Davis 9-1, van Eeghen 20-71, Banaszak 7-22. **PASSING**—Stabler 17-35-1. **RECEIVING**—van Eeghen 2-8, Biletnikoff 4-38, Branch 3-59, Casper 5-71, Siani 1-12, Banaszak 1-2, Bradshaw 1-25.

### Denver

**RUSHING**—Keyworth 8-19, Lytle 7-26, Perrin 11-42, Armstrong 7-16, Morton 2-(-4), Jensen 1-2, Moses 1-(-10). **PASSING**—Morton 10-20-1, 224 yards. **RECEIVING**—Moses 5-168, Perrin 2-20, Odoms 1-13, Keyworth 1-3, Jensen 1-20.

## STARTERS

WR 82 Jack Dolbin	LE 79 Barney Chavous
LT 74 Andy Maurer	NT 68 Rubin Carter
LG 62 Tom Glassic	RE 77 Lyle Alzado
C 52 Mike Montler	LOLB 51 Bob Swenson
RG 60 Paul Howard	LILB 59 Joe Rizzo
RT 71 Claudie Minor	RILB 53 Randy Gradishar
TE 88 Riley Odoms	ROLB 57 Tom Jackson
WR 25 Haven Moses	LCB 20 Louis Wright
QB 7 Craig Morton	RCB 43 Steve Foley
RB 41 Rob Lytle	SS 36 Bill Thompson
RB 32 J. Keyworth	FS 29 Bernard Jackson

**SUBSTITUTIONS** - 10 B. Dilts, 14 N. Weese, 15 J. Turner, 20 R. Polt, 24 O. Armstrong, 30 J. Jensen, 35 L. Perrin, 40 R. Rich, 50 B. Maples, 55 G. Turk, 56 L. Evans, 58 R. Nairne, 63 J. Grant, 65 G. Hyde, 66 B. Manor, 67 S. Schindler, 70 P. Smith, 80 R. Upchurch, 85 R. Egloff, 86 J. Schultz. **DID NOT PLAY** - 12 C. Penrose. **INACTIVE** - 26 L. Riley, 73 H. Allison.

## 1977 DIVISIONAL PLAYOFF GAME

### DENVER 34, PITTSBURGH 21

DENVER, Colo., Dec. 24—After ties at 7, 14, and 21, veteran Jim Turner kicked a 44-yard field goal to put Denver ahead to stay as the Broncos—in their first playoff game ever—beat the perennial AFC Central Champion Steelers. Leading 24-21, the Broncos capped their victory with two fourth-quarter interceptions by linebacker Tom Jackson, the last of which set up Craig Morton's 34-yard game-clinching touchdown pass to Jack Dolbin. Denver capitalized on a blocked punt and a fumble recovery for two scores in the first half, which ended 14-14. Morton and Steeler quarterback Terry Bradshaw traded touchdown passes in the second half before Turner's kick, Jackson's interceptions, and Morton's arm kept Pittsburgh from the AFC title game for the first time in four years. The Denver victory set up a third game between the AFC Western Champion Broncos and the AFC Wild Card Raiders, who split two regular season games.

Pittsburgh	0	14	0	7	—	21
Denver	7	7	7	13	—	34

Den—Lytle 7 run (Turner kick)  
Pit—Bradshaw 1 run (Gerela kick)  
Den—Armstrong 10 run (Turner kick)  
Pit—Harris 1 run (Gerela kick)  
Den—Odoms 30 pass from Morton  
(Turner kick)  
Pit—Brown 1 pass from Bradshaw  
(Gerela kick)  
Den—FG Turner 44  
Den—FG Turner 25  
Den—Dolbin 34 pass from Morton (Turner kick)  
Attendance—75,011

Team Statistics	Pit	Den
First downs	18	15
Total net yards	304	258
Net yards rushing	127	103
Net yard passing	177	155
Total plays	76	61
Passes	19-37-3	11-23-0
Return yards	135	161
Penalty yardage	67	20

## INDIVIDUAL STATISTICS

### Pittsburgh

**RUSHING**—Harris 28-92, Bleier 7-14, Bradshaw 4-21. **PASSING**—Bradshaw 19-37-3, 177 yards. **RECEIVING**—Harris 4-20, Cunningham 3-42, Swann 1-6, Stallworth 4-80, Bleier 2-10, Brown 1-1, Maxson 3-11, Grossman 1-7.

### Denver

**RUSHING**—Lytle 12-26, Keyworth 5-20, Jensen 4-13, Armstrong 11-44, Morton 5-0. **PASSING**—Morton 11-23-0, 164 yards. **RECEIVING**—Jensen 2-33, Odoms 5-43, Moses 2-45, Armstrong 1-9, Dolbin 1-34.

## STARTERS

WR 82 Jack Dolbin	LE 79 Barney Chavous
LT 74 Andy Maurer	NT 68 Rubin Carter
LG 62 Tom Glassic	RE 77 Lyle Alzado
C 52 Mike Montler	LOLB 51 Bob Swenson
RG 60 Paul Howard	LILB 59 Joe Rizzo
RT 71 Claudie Minor	RILB 53 Randy Gradishar
TE 88 Riley Odoms	ROLB 57 Tom Jackson
WR 25 Haven Moses	LCB 20 Louis Wright
QB 7 Craig Morton	RCB 43 Steve Foley
RB 41 Rob Lytle	SS 36 Bill Thompson
RB 82 Jon Keyworth	FS 29 Bernard Jackson

**SUBSTITUTIONS** - 10 B. Dilts, 14 N. Weese, 15 J. Turner, 21 R. Polt, 24 O. Armstrong, 30 J. Jensen, 40 R. Rich, 50 B. Maples, 55 G. Turk, 56 L. Evans, 58 R. Nairne, 63 J. Grant, 65 G. Hyde, 66 B. Manor, 67 S. Schindler, 70 P. Smith, 80 R. Upchurch, 85 R. Egloff, 86 J. Schultz. **DID NOT PLAY** - 12 C. Penrose, 35 L. Perrin. **INACTIVE** - 26 L. Riley, 73 H. Allison.

## BRONCO COACHING HISTORY

### BRONCO COACHING RECORDS

Season	Coach	Record
1960	Frank Filchock	4-9-1
1961	Frank Filchock	3-11-0
	<b>Filchock's totals</b>	<b>7-20-1 .268</b>
1962	Jack Faulkner	7-7-0
1963	Jack Faulkner	2-11-1
1964	Jack Faulkner	0-4-0
	<b>Faulkner's totals</b>	<b>9-22-1 .297</b>
1964	Mac Speedie	2-7-1
1965	Mac Speedie	4-10-0
1966	Mac Speedie	0-2-0
	<b>Speedie's totals</b>	<b>6-19-1 .250</b>
1966	Ray Malavasi	4-8-0
	<b>Malavasi's totals</b>	<b>4-8-0 .333</b>
1967	Lou Saban	3-11-0
1968	Lou Saban	5-9-0
1969	Lou Saban	5-8-1
1970	Lou Saban	5-8-1
1971	Lou Saban	2-6-1
	<b>Saban's totals</b>	<b>20-42-3 .331</b>
1971	Jerry Smith	2-3-0
	<b>Smith's totals</b>	<b>2-3-0 .400</b>
1972	John Ralston	5-9-0
1973	John Ralston	7-5-2
1974	John Ralston	7-6-1
1975	John Ralston	6-8-0
1976	John Ralston	9-5-0
	<b>Ralston's totals</b>	<b>34-33-3 .507</b>
1977	Red Miller	12-2-0
	Playoffs	2-1-0
1978	Red Miller	10-6-0
	Playoffs	0-1-0
1979	Red Miller	10-6-0
	Playoffs	0-1-0
1980	Red Miller	8-8-0
	<b>Miller's totals</b>	<b>40-22-0 .645</b>
		<b>42-25-0 .627</b>
1981	Dan Reeves	1 0-6-0
1982	Dan Reeves	2-7-0
1983	Dan Reeves	9-7-0
	Playoffs	0-1
1984	Dan Reeves	13-3-0
	Playoffs	0-1
1985	Dan Reeves	11-5-0
1986	Dan Reeves	11-5-0
	Playoffs	2-1-0



## BRONCO COACHING RECORDS Continued

Season	Coach	Record
1987	Dan Reeves	10-4-1
	Playoffs	2-1-0
1988	Dan Reeves	8-8-0
	Playoffs	11-5-0
1989	Dan Reeves	2-1-0
	Playoffs	5-11-0
1990	Dan Reeves	12-4-0
1991	Dan Reeves	1-1-0
	Playoffs	8-8-0
1992	Dan Reeves	110-73-1 .600
	Reeves' totals	117-79-1 .596
1993	Wade Phillips	9-7
	Playoffs	0-1
	Phillips' totals	9-7 .563
		9-8 .529

## ASSISTANT COACH ROSTER

Vernon Banks 1993; Marvin Bass 1982-1992; Raymond Berry 1992; Marv Braden 1977-1980; Ken Carpenter 1961; Rubin Carter 1987-1988; Jim Cason 1960; Barney Chavous 1989-1993; Max Coley 1972-1976; Joe Collier 1969-1988; Dick Coury 1972-1973; Kay Dalton 1974-1976, 1986; Joe DeCamillis 1991-1992; George Dickson 1964-1965; Dale Dodrill 1960-1963, 1966; Whitey Dovell 1967-1971, 1979-1980; Rod Dowhower 1980-1982; Hunter Enis 1967-1971; Jim Fassel 1993; Mo Forte 1988-1993; Jerry Frei 1972-1975, 1981-1982; Chan Gailey 1985-1990; Bob Gambold 1972-1977; Alex Gibbs 1984-1987; Mike Giddings 1976; Gary Glick 1962; I.J. Gorman, 1983-1984; Ken Gray 1977-1978; Bob Griffin 1966; John Hadl, 1983; Bishop Harris 1993; George Henshaw 1988-1992; Ed Hughes 1963; Charley Johnson 1976; Reed Johnson 1981; Stan Jones 1967-1971, 1976-1988; Larry Kennan 1988; Charlie Lee 1981; Earl Leggett 1989-1990; John Levra 1993; Dick MacPherson 1967-1970; Ray Malavasi 1964-1966; Pete Mangurian 1988-1992; Jim Martin 1962; Marv Matusak 1966; Richie McCabe 1978-1982; Bus Mertes 1965-1966; Al Miller 1985-1992; Bob Miller 1963-1965; Myrel Moore 1972-1977, 1982-1988; Nick Nicolau 1981-1987; Mike Nolan 1987-1992; Babe Parilli 1977-1979; Wade Phillips 1989-1992; Fran Polsto 1977-1984; Dan Radakovich 1983; Alvin Reynolds 1993; Harold Richardson 1989-1993; Paul Roach 1977-1980; Sam Rutigliano 1967-1970; Mike Shanahan 1984-1987, 1989-1991; Jerry Smith 1971; Richard Smith 1993; Mac Speedie 1962-1964; Ernie Stautner 1991-1993; Les Steckel 1993; Doc Urich 1972-1976, 1984-1985; Doak Walker, 1966; Charlie Waters 1988-1993; Charlie West 1983-1988; John-Paul Young 1993; Bob Zeman 1978-1982.

## ATTENDANCE MARKS

### BRONCOS LARGEST CROWDS At Home—Mile High Stadium

76,105	vs. New England (Playoffs)	Jan. 4, 1987
76,089	vs. Seattle	Oct. 26, 1986
76,082	vs. Dallas	Oct. 5, 1986
76,005	vs. Cleveland (Playoffs)	Jan. 14, 1990
75,999	vs. Seattle	Sept. 13, 1987
75,993	vs. Cleveland (Playoffs)	Jan. 17, 1988
75,868	vs. Pittsburgh (Playoffs)	Jan. 7, 1990
75,806	vs. Cleveland	Nov. 13, 1988
75,968	vs. Houston (Playoffs)	Jan. 10, 1988
75,964	vs. Los Angeles Raiders	Sept. 26, 1988
75,905	vs. Washington	Dec. 13, 1986
75,986	vs. Seattle	Sept. 4, 1988
75,896	vs. Los Angeles Raiders	Nov. 19, 1991
75,866	vs. Kansas City	Oct. 20, 1991
75,822	vs. Kansas City	Dec. 12, 1993
75,804	vs. New England	Sept. 28, 1986

### On the Road

101,063	at Pasadena (Super Bowl XXI)	Jan. 25, 1987
91,020	at Los Angeles Raiders	Oct. 28, 1984
90,153	at Los Angeles Raiders	Nov. 2, 1986
87,560	at Los Angeles Raiders	Dec. 3, 1989
81,065	at Cleveland	Oct. 5, 1980
80,272	at Buffalo (Playoffs)	Jan. 12, 1992
79,915	at Cleveland (Playoffs)	Jan. 11, 1987
79,864	at Buffalo	Oct. 5, 1975
78,637	at Cleveland	Oct. 1, 1989
78,453	at Kansas City	Sept. 20, 1993
78,176	at Buffalo	Sept. 18, 1989
78,064	at Cleveland	Sept. 27, 1992
77,818	at Cleveland	Nov. 7, 1993
77,757	at Buffalo	Oct. 25, 1981
76,400	at New Orleans (Super Bowl XII)	Jan. 15, 1978
76,245	at Kansas City	Nov. 12, 1989

### REGULAR SEASON ATTENDANCE BY SEASON

Year	Home	Road	Total
1960	91,333	115,994	207,327
1961	74,508	122,315	196,823
1962	178,485	146,442	324,927
1963	132,218	165,995	298,213
1964	118,259	166,744	285,003
1965	219,786	215,992	435,778
1966	192,198	203,799	395,997
1967	231,801	247,696	479,497
1968	281,374	278,008	559,382
1969	326,851	276,755	603,606
1970	355,739	330,184	685,923
1971	358,400	377,642	736,042
1972	361,414	412,073	773,487
1973	356,327	351,334	707,661
1974	347,322	354,367	701,689
1975	342,375	347,944	690,319
1976	436,468	349,126	785,594
1977	524,595	370,917	895,512
1978	598,085	470,756	1,068,841
1979	597,521	427,040	1,024,561
1980	593,084	473,680	1,066,764
1981	*598,224	475,360	1,073,584
1982	369,555	183,046	552,601
1983	592,493	385,022	977,515
1984	585,233	450,442	1,035,675
1985	589,500	452,847	1,042,347
1986	589,037	526,550	1,115,587
1987	498,715	370,586	869,301
1988	597,680	487,571	1,085,251

## ATTENDANCE BY SEASON (Continued)

Year	Home	Road	Total
1989	588,144	*542,541	*1,130,685
1990	560,703	509,425	1,070,128
1991	584,214	466,818	1,051,032
1992	597,704	503,447	1,101,151
1993	590,808	521,349	1,112,157
<b>Totals</b>	<b>14,060,153</b>	<b>12,079,807</b>	<b>26,139,960</b>

\*Bronco records

## SEASON TICKET SALES

1960—2,675	*1977—73,089
1961—5,775	*1978—73,092
1962—5,042	*1979—73,313
1963—7,624	*1980—73,298
1964—8,002	*1981—73,380
1965—22,905	*1982—73,380
1966—18,898	*1983—73,377
1967—24,650	*1984—73,347
1968—27,348	*1985—73,309
1969—31,936	*1986—73,348
1970—43,580	*1987—74,147
*1971—47,500	*1988—74,147
*1972—48,000	*1989—73,952
*1973—48,000	*1990—73,966
*1974—49,000	*1991—73,682
*1975—49,000	*1992—73,592
*1976—62,215	*1993—73,182
	*1994—73,072

\*Season tickets sold out. Since and including the 1970 season, every Bronco game at Mile High Stadium has been a sell-out, with the exception of two replacement games played during the 1987 strike (both games were sold out before the strike). The Broncos have sold out 187 consecutive non-strike regular season games, and with post-season games, the total reaches 196.

## BRONCOS STATISTICAL HISTORY

### OFFENSE YEAR-BY-YEAR

	Total Plays	First Downs	Rush Yards	Pass Yards	Total Yards	Total Points
1960	958	248	1195	3247	4442	309
1961	934	219	1091	2720	3811	251
1962	885	270	1298	3404	4702	353
1963	832	230	1508	2487	3995	301
1964	905	211	1311	2021	3332	240
1965	959	255	1829	2640	4469	303
1966	816	171	1173	1995	3168	196
1967	852	172	1265	1682	2947	256
1968	897	217	1614	2357	3971	255
1969	841	243	1637	2524	4161	297
1970	883	217	1802	2025	3827	253
1971	891	217	2093	2065	4158	203
1972	831	237	1838	2634	4472	325
1973	893	253	1954	2519	4473	354
1974	861	258	2157	2328	4485	302
1975	964	268	1993	2541	4534	354
1976	901	239	1932	2204	4136	315
1977	887	223	2043	1863	3906	274
1978	1039	294	2451	2378	4829	282
1979	1044	306	2040	3102	5142	289
1980	992	286	1865	2777	4642	310
1981	1062	306	1895	3531	5426	321
1982	592	170	1018	1819	2837	148
1983	1025	292	1784	3027	4811	302
1984	1018	298	2076	2859	4935	353
1985	1152	339	1851	3645	5496	380
1986	1042	319	1678	3538	5216	378
1987	1070	331	1970	3654	5624	379
1988	1077	338	1815	3691	5506	327
1989	1071	308	2092	3001	5093	362
1990	1035	323	1872	3341	5213	331
1991	1012	284	2018	2994	5012	304
1992	928	234	1500	2930	4430	262
1993	1060	327	1693	3768	5461	373

## DEFENSE YEAR-BY-YEAR

	Total Plays	First Downs	Rush Yards	Pass Yards	Total Yards	Total Points
1960	927	254	2145	2987	5132	393
1961	899	233	1633	2785	4418	432
1962	862	234	1868	2670	4538	332
1963	828	254	1687	3394	5081	473
1964	902	270	2064	2906	4970	438
1965	850	244	1337	2960	4297	392
1966	871	251	2029	2515	4544	381
1967	921	276	2076	3125	5201	409
1968	916	251	1861	3163	5024	404
1969	91	278	1709	2932	4641	344
1970	838	199	1351	2354	3705	264
1971	825	206	1834	1985	3819	275
1972	876	251	1868	2183	3851	350
1973	872	239	1795	2440	4235	296
1974	945	265	1808	2583	4391	294
1975	901	247	1974	2032	4006	307
1976	903	222	1709	2026	3735	206
1977	941	217	1530	2244	3774	148
1978	1016	251	1979	2469	4448	198
1979	1033	273	1693	3159	4852	262
1980	1043	303	2117	3125	5242	323
1981	999	268	1992	2868	4860	289
1982	616	176	935	2234	3169	226
1983	1099	321	1938	3673	5611	327
1984	1123	308	1664	4023	5687	241
1985	1069	290	1973	3206	5179	329
1986	1026	291	1651	3296	4947	327
1987	941	277	2017	2796	4813	288
1988	1055	316	2538	2933	5471	352
1989	977	246	1580	2827	4407	226
1990	969	306	1963	3382	5345	374
1991	939	242	1794	2755	4549	235
1992	1001	283	1963	3120	5083	329
1993	1005	280	1418	3731	5149	284

## YEARLY LEADERS

### Rushing

	Yards	Attempts	Average	TDs
1960	Rolle—501	Rolle—130	Mingo—3.9	Mingo—4
1961	Stone—505	Stone—127	Stone—4.0	Bukaty—5
1962	Stone—360	Stone—94	Stone—3.8	Mingo—4
1963	Joe—649	Joe—154	Joe—4.2	Joe—4
1964	Mitchell—590	Mitchell—177	Joe—3.7	Mitchell—5
1965	Gilchrist—954	Gilchrist—252	Hayes—4.1	Gilchrist—6
1966	Hayes—411	Haynes—129	Hayes—3.9	Gilchrist—2
1967	Little—381	Little—130	Mitchell—3.8	Choboian—2
1968	Little—584	Little—158	Hickey—4	Hickey—4
1969	Little—729	Little—146	Hayes—4	Lynch—4
1970	Little—901	Little—209	Little—5.0	Little—6
1971	Little—1133	Little—284	Anderson—4.4	Crenshaw—5
1972	Little—859	Little—216	Dawkins—4.4	Little—6
1973	Little—979	Little—256	Anderson—4.4	Little—9
1974	Armstrong—1407	Armstrong—263	Dawkins—4.4	Little—12
1975	Keyworth—725	Keyworth—182	Armstrong—5.3	Keyworth—10
1976	Armstrong—1008	Armstrong—247	Keyworth—4.0	Keyworth—3
1977	Armstrong—489	Armstrong—130	Armstrong—4.1	Lynch—3
1978	Perrin—455	Armstrong—112	Perrin—4.1	Armstrong—5
1979	Armstrong—453	Keyworth—112	Canada—4.6	Armstrong—4
1980	Jensen—476	Armstrong—108	Armstrong—4.2	Perrin—4
1981	Parros—749	Preston—111	Jensen—4.7	Lytle—4
1982	Willhite—347	Preston—4	Lytle—4	Armstrong—4
1983	Winder—757	Preston—183	Parros—4.3	Willhite—2
1984	Winder—1153	Parros—77	Willhite—5.0	Willhite—2
1985	Winder—714	Winder—196	Willhite—4.4	Paole—4
1986	Winder—789	Winder—296	Willhite—4.8	Winder—4
1987	Winder—741	Winder—199	Elway—5.1	Winder—8
1988	Dorsett—703	Winder—240	Sewell—5.3	Winder—9
1989	Humphrey—1151	Winder—196	Willhite—5.4	Winder—6
1990	Humphrey—1202	Dorsett—181	Elway—4.3	Dorsett—5
1991	Green—1037	Humphrey—294	Elway—5.1	Humphrey—7
1992	Green—648	Humphrey—288	Elway—5.2	Humphrey—7
1993	Bernstine—816	Green—261	Elway—4.8	Elway—6
		Green—161	Green—4.0	Lewis—4
		Bernstine—223	Bernstine—3.7	Delpino—8

### Passing

	Yards	Attempts	Completions
1960	Tripucka—3038	Tripucka—478	Tripucka—248
1961	Tripucka—1690	Tripucka—344	Tripucka—167
1962	Tripucka—2917	Tripucka—440	Tripucka—240
1963	Slaughter—1689	Slaughter—223	Slaughter—112
1964	Lee—1611	Lee—265	Lee—133
1965	McCormick—1292	McCormick—253	McCormick—103
1966	Choboian—1110	McCormick—193	Choboian—82
1967	Tensi—1915	Tensi—325	Tensi—131
1968	Briscoe—1589	Briscoe—224	Briscoe—93
1969	Tensi—1990	Tensi—286	Tensi—131
1970	Liske—1340	Liske—238	Liske—112

## YEARLY LEADERS (Continued)

	Yards	Attempts	Completions
1971	Ramsey—1120	Ramsey—178	Horn—89
1972	Johnson—1783	Johnson—238	Johnson—132
1973	Johnson—2485	Johnson—346	Johnson—184
1974	Johnson—1969	Johnson—244	Johnson—136
1975	Ramsey—1562	Ramsey—233	Ramsey—128
1976	Ramsey—1931	Ramsey—270	Ramsey—128
1977	Morton—1929	Morton—254	Morton—131
1978	Morton—1802	Morton—267	Morton—146
1979	Morton—2626	Morton—370	Morton—204
1980	Morton—2150	Morton—301	Morton—183
1981	Morton—3195	Morton—376	Morton—225
1982	DeBerg—1405	DeBerg—223	DeBerg—131
1983	Elway—1663	Elway—259	Elway—123
1984	Elway—2598	Elway—380	Elway—214
1985	Elway—3891	Elway—605	Elway—327
1986	Elway—3485	Elway—504	Elway—280
1987	Elway—3198	Elway—410	Elway—224
1988	Elway—3309	Elway—496	Elway—274
1989	Elway—3051	Elway—416	Elway—223
1990	Elway—3526	Elway—502	Elway—294
1991	Elway—3253	Elway—451	Elway—242
1992	Elway—2242	Elway—316	Elway—174
1993	Elway—4030	Elway—551	Elway—348
	Pct.	TD	Int.
1960	Tripucka—519	Tripucka—24	Tripucka—34
1961	Tripucka—486	Tripucka—10	Herring—22
1962	Tripucka—545	Tripucka—17	Tripucka—25
1963	Slaughter—502	Slaughter—12	Slaughter—14
1964	Slaughter—513	Lee—11	Lee—20
1965	Slaughter—510	McCormick—7	McCormick—14
1966	Chobolan—503	McCormick—6	McCormick—15
1967	Tensi—403	Tensi—17	Tensi—16
1968	Briscoe—415	Briscoe—14	Briscoe—13
1969	Tensi—458	Tensi—14	Tensi—12
1970	Liske—471	Liske—7	Liske—11
1971	Horn—514	Ramsey—5	Horn—14
1972	Johnson—555	Johnson—14	Johnson—14
1973	Johnson—532	Johnson—20	Johnson—17
1974	Johnson—557	Johnson—13	Johnson—9
1975	Ramsey—549	Ramsey—9	Ramsey—14
1976	Ramsey—474	Ramsey—11	Ramsey—13
1977	Morton—516	Morton—14	Morton—8
1978	Weese—632	Morton—11	Morton—8
1979	Morton—551	Morton—16	Morton—19
1980	Morton—608	Morton—12	Morton—13
1981	Morton—598	Morton—21	Morton—14
1982	DeBerg—587	DeBerg—7	DeBerg—11
1983	DeBerg—553	DeBerg—9	Elway—14
1984	Kubiak—587	Elway—18	Elway—15
1985	Elway—540	Elway—22	Elway—23
1986	Kubiak—605	Elway—19	Elway—13
1987	Karcher—549	Elway—19	Elway—12
1988	Kubiak—623	Elway—17	Elway—19
1989	Kubiak—582	Elway—18	Elway—18
1990	Elway—586	Elway—15	Elway—14
1991	Elway—537	Elway—13	Elway—12
1992	Elway—551	Elway—10	Elway—17
1993	Elway—632	Elway—25	Elway—10

## Receiving

No.	Yards	Average	TD
1960	Taylor—92	Taylor—1235	Carmichael—19.3
1961	Taylor—100	Taylor—1176	Frazier—6
1962	Taylor—77	Taylor—908	Scarpitto—19.0
1963	Taylor—78	Taylor—1101	Groman—16.2
1964	Taylor—76	Taylor—873	Dixon—15.4
1965	Taylor—85	Taylor—1131	Scarpitto—18.3
1966	Haynes—46	Denson—725	Denson—20.1
1967	Denson—46	Denson—899	Denson—19.5
1968	Crabtree—46	Crabtree—601	Denson—17.2
1969	Crabtree—35	Crabtree—601	Denson—17.2
1969	Denson—53	Denson—809	Embre—16.2
1970	Denson—47	Denson—646	Whalen—14.0
1971	Anderson—37	Simmons—403	Simmons—16.1
1972	Sherman—38	Sherman—661	Sherman—17.4
1973	Odams—43	Odams—629	Moses—18.5
1974	Odams—42	Odams—639	Moses—16.4
1975	Keyworth—42	Odams—544	Moses—17.4
1976	Armstrong—39	Moses—498	Moses—19.9
1977	Odams—37	Moses—539	Moses—20.0
1978	Odams—54	Odams—829	Moses—20.1
1979	Upchurch—64	Moses—943	Moses—17.5
1980	Jensen—49	Moses—674	Moses—17.7
1981	Watson—60	Watson—1244	Watson—20.7
1982	Parros—37	Watson—555	Upchurch—15.7
1983	Watson—59	Watson—1133	Watson—19.2
1984	Watson—69	Watson—1170	Watson—17.0
1985	Watson—61	Watson—915	B. Johnson—20.0
1986	Willhite—64	Jackson—738	Jackson—19.4
1987	V. Johnson—42	V. Johnson—684	Nattiel—20.3
1988	V. Johnson—68	V. Johnson—896	Jackson—18.5
1989			Jackson—6

## YEARLY LEADERS (Continued)

No.	Yards	Average	TD
1989	V. Johnson—76	V. Johnson—1095	Young—18.3
1990	Jackson—57	Jackson—926	Nattiel—16.5
1991	Young—44	Young—629	Jackson—18.3
1992	Sharpe—53	Jackson—745	Marshall—19.0
1993	Sharpe—81	Sharpe—995	Russell—16.3
			Sharpe—9

## Interceptions

No.	Yards	Ret. Yards
1960	Gonsoulin—11	Gonsoulin—98
1961	Nugent—7	McNamara—85
1962	Gonsoulin—7	Zeman—133
1963	Gonsoulin—6	Gonsoulin—64
1964	Brown—9	Brown—140
1965	Gonsoulin—6	Wilson—118
1966	Brown—3	Brown—37
1967	Sellers—3	Wilson—153
1968	Sellers—7	Jaquess—54
1969	Jaquess—5	Jaquess—62
1970	Thompson—3	Thompson—92
1971	Martha—6	Martha—99
1972	Thompson—5	Thompson—83
1973	Mitchell—3	Preese—30
1974	Jones—4	Thompson—96
	Jones—5	Thompson—105
1975	Thompson—5	Thompson—97
1976	Grady—3	Jackson—136
1977	Jackson—7	Wright—128
1978	Thompson—5	B. Jackson—128
	B. Jackson—6	
1979	Foley—6	Thompson—57
1980	Foley—6	Foley—115
1981	Foley—4	Foley—81
1982	Foley—5	Smith—29
1983	Kyle—3	Harden—127
1984	Wright—6	Mecklenburg—105
	Foley—6	
1985	Harden—6	Harden—100
	Harden—5	
1986	L. Wright—5	Harden—179
1987	Harden—6	Clark—105
1988	Harden—4	Robbins—66
1989	Braxton—6	Braxton—103
1990	Atwater—2	Henderson—71
	Henderson—2	
1991	Montgomery—2	Atwater—104
	Atwater—5	
1992	Smith—5	Henderson—79
	Henderson—4	
1993	Smith—4	Atwater—81
	Smith—3	
	Braxton—3	

## Punt Returns

No.	Yards	Average
1960	Carmichael—15	Carmichael—6.7
1961	Frazier—18	Frazier—12.8
1962	Mingo—7	Zeman—11.8
1963	Mitchell—12	Mingo—12.1
1964	Barry—16	Barry—149
1965	Barry—21	Barry—210
1966	Haynes—10	Haynes—119
1967	Little—16	Little—270
1968	Little—24	Little—261
1969	Thompson—25	Thompson—288
1970	Thompson—23	Thompson—233
1971	Thompson—29	Thompson—274
1972	Sherman—10	Sherman—89
1973	Thompson—30	Thompson—366
1974	Thompson—26	Thompson—350
1975	Upchurch—27	Upchurch—312
1976	Upchurch—39	Upchurch—536
1977	Upchurch—51	Upchurch—653
1978	Upchurch—36	Upchurch—493
1979	Upchurch—30	Upchurch—304
1980	Upchurch—37	Upchurch—353
1981	Manning—41	Upchurch—378
1982	Upchurch—15	Upchurch—242
1983	Thomas—33	Thomas—368
1984	Willhite—20	Willhite—200
1985	Thomas—20	Willhite—10.4
1986	V. Johnson—30	Willhite—468
1987	Willhite—42	Clark—233
1988	Clark—18	Nattiel—218
1989	Nattiel—22	Swanson—14.7
1990	Bell—21	Nattiel—9.9
1991	Clark—21	V. Johnson—9.6
1992	V. Johnson—24	V. Johnson—8.4
1993	Marshall—33	V. Johnson—7.3
	Milburn—40	Marshall—10.6
		Milburn—10.6



## Kickoff Returns

No.	Yards	Average
1960	Carmichael—22	Carmichael—26.4
1961	Frazier—18	Frazier—28.0
1962	Frazier—19	Frazier—20.4
1963	Mitchell—37	Mitchell—25.7
1964	Barry—47	Barry—26.5
1965	Haynes—34	Haynes—26.5
1966	Sellers—19	Sellers—28.4
1967	Little—35	Little—26.9
1968	Little—26	Little—25.0
1969	Williams—23	Thompson—28.5
1970	Anderson—21	Anderson—24.8
1971	Anderson—8	Little—28.3
1972	Montgomery—29	Montgomery—26.1
1973	Armstrong—20	Armstrong—23.6
1974	Armstrong—16	Armstrong—24.1
1975	Upchurch—40	Upchurch—27.1
1976	Upchurch—22	Upchurch—27.9
1977	Upchurch—20	Upchurch—22.8
1978	Perrin—12	Upchurch—27.8
1979	Pane—18	Pane—19.7
1980	Brunson—40	Brunson—23.1
1981	Manning—26	Manning—19.8
1982	Willhite—17	Manning—23.1
1983	Thomas—24	Thomas—20.5
1984	Lang—19	Lang—21.3
1985	V. Johnson—30	V. Johnson—24.7
1986	Bell—23	Bell—23.1
1987	Bell—15	Swanson—26.0
1988	Bell—36	Bell—21.2
1989	Bell—30	Bell—20.1
1990	Clark—20	Clark—25.3
1991	Montgomery—26	Montgomery—18.8
1992	Montgomery—21	Montgomery—22.2
1993	Russell—18	Russell—20.8

## Scoring

TD	FG	Points
1960	Taylor—12	Mingo 18-28, .643
1961	Frazier—8	Hill 5-15, .333
	Stone—8	
1962	Scarpitto—6	Mingo 27-39, .692
1963	Taylor—10	Mingo 16-30, .533
1964	Taylor—7	Mingo 8-12, .667
1965	Hayes—7	Kroner 13-29, .448
	Gilchrist—7	
1966	Scarpitto—5	Kroner 14-25, .560
1967	Denson—11	Humphreys 7-15, .467
1968	Crabtree—5	Howfield 9-18, .500
	Little—5	
1969	Denson—5	Howfield 13-29, .448
1970	Denson—10	Howfield 18-32, .563
1971	Crenshaw—6	Turner 25-38, .658
1972	Little—6	Turner 20-29, .690
1973	Little—13	Turner 22-33, .667
1974	Little—13	Turner 11-21, .524
1975	*5 players—4	Turner 21-29, .724
1976	Moses—7	Turner 15-21, .714
1977	**5 players—4	Turner 13-19, .684
1978	Odoms—6	Turner 11-22, .500
1979	Upchurch—7	Turner 13-21, .619
1980	Odoms—6	Steinfert 26-34, .765
1981	Watson—13	Steinfert 17-30, .567
1982	Upchurch—5	Karlis 11-13, .846
1983	Watson—5	Karlis 21-25, .840
1984	Watson—7	Karlis 21-28, .750
1985	Winder—8	Karlis 23-38, .605
1986	Winder—14	Karlis 20-28, .715
1987	V. Johnson—7	Karlis 18-25, .720
	Winder—7	
1988	Jackson—6	Karlis 23-36, .639
	Sewell—6	
1989	Humphrey—8	Treadwell—27-33, .818
1990	Humphrey—7	Treadwell—25-34, .735
1991	Elway—6	Treadwell—27-36, .750
1992	Jackson—8	Treadwell—20
1993	Sharpe—9	Elam—26-35, .743

\*Keyworth, Dolbin, Little, Lynch, Odums.

\*\*Armstrong, Moses, Morton, Perrin, Upchurch.

## Quarterback Sacks

1968	R. Jackson—10
1969	Costa—12
1970	Costa—11
	P. Smith—11
1971	P. Smith—12
1972	Alzado—12
1973	P. Smith—11
1974	Alzado—13
1975	Alzado—7
1976	Chavous—8.5
1977	Alzado—10
1978	Alzado—9

## Total Tackles

1968	R. Jackson—91
1969	R. Jackson—69*
1970	R. Jackson—84*
1971	Forsberg—98
1972	Alzado—91
	Graham—91
1973	P. Smith—106
1974	T. Jackson—116
1975	Gradishar—177
1976	Gradishar—198
1977	Gradishar—219
1978	Gradishar—286

## Quarterback Sacks

1979	Chavous—4
	Manor—4
1980	R. Jones—11.5
1981	R. Jones—9.5
1982	Chavous—5
1983	T. Jackson—5.5
1984	R. Jones—11
1985	Mecklenburg—13
1986	R. Jones—13.5
1987	R. Jones—7
1988	Fletcher—9
1989	Fletcher—12
1990	Fletcher—11
1991	Fletcher—13.5
1992	Fletcher—16
1993	Fletcher—13.5

## Total Tackles

1979	Gradishar—235
1980	Gradishar—250
1981	Gradishar—258
1982	Gradishar—151
1983	Gradishar—224
1984	Busick—195
1985	Harden—82
1986	Hunley—164
1987	Ryan—125
1988	Kragen—140
1989	Mecklenburg—143
1990	Brooks—175
1991	Brooks—153
1992	Brooks—170
1993	Atwater—141

## BRONCOS RECORDS

### SERVICE

Years played		
14	—	Tom Jackson, 1973-86
13	—	Barney Chavous, 1973-85
13	—	Paul Howard, 1973-75, 1977-86
13	—	Dennis Smith, 1981-93
13	—	Bill Thompson, 1969-81
12	—	Billy Bryan, 1977-88
12	—	Rubin Carter, 1975-86
12	—	Riley Odums, 1972-83
12	—	Louis Wright, 1975-86
Games played (career)		
191	—	Tom Jackson, 1973-86
187	—	Paul Howard, 1973-75, 1977-86
182	—	Barney Chavous, 1973-85
179	—	Bill Thompson, 1969-81
173	—	Ken Lanier, 1981-92
172	—	Dennis Smith, 1981-93
166	—	Rubin Carter, 1975-86
166	—	Louis Wright, 1975-86
Games started (career)		
178	—	Bill Thompson, 1969-81
177	—	Barney Chavous, 1973-85
177	—	Tom Jackson, 1973-86
165	—	Ken Lanier, 1981-92
163	—	Louis Wright, 1975-86
158	—	John Elway, 1983-93
158	—	Dennis Smith, 1981-93
151	—	Billy Bryan, 1977-88
151	—	Rubin Carter, 1975-86

### TOTAL OFFENSE

Plays	Game	Season	Career
64	—Elway	556—Elway, 1985	5,428—Elway, 1983-93
	at Green Bay 10/10/93	595—Elway, 1993	1,693—Morton, 1977-82
56	—Tripucka	556—Elway, 1986	1,650—Little, 1967-75
	at Buffalo 9/15/62	552—Elway, 1990	1,496—Winder, 1982-90
56	—Slaughter		
	at Houston 12/20/64		
55	—Elway		
	at NY Giants 11/23/86		
55	—Tripucka		
	vs. Houston 11/6/60		
55	—Liske		
	at Buffalo 9/28/69		
Yards gained			
447	—Tripucka	4,183—Elway, 1993	36,681—Elway, 1983-93
	at Buffalo 9/15/62	4,144—Elway, 1985	12,137—Morton, 1977-82
445	—Johnson	3,784—Elway, 1990	7,651—Tripucka, 1960-63
	vs. Kansas City	3,742—Elway, 1986	7,255—Johnson, 1972-75
11	—24/74	3,543—Elway, 1988	
432	—Elway		
	at Seattle, 12/20/85		
Avg. gain per play	(Min. of 10 plays)	(Min. of 125 plays)	(Min. of 200 plays)
15.70	—Morton vs. San Diego 9/27/81	8.37—Morton, 1981	7.30—Johnson, 1972-75
14.20	—Morton vs. Detroit 10/11/81	7.93—Johnson, 1974	7.17—Morton, 1977-82
13.58	—Johnson vs. Kansas City 9/21/75	7.53—Breaux, 1963	7.16—Briscoe, 1968



### RUSHING Top Ten Season Marks

	Attempt	Yards	Average	TDs
Otis Armstrong—1974	263	1407	5.3	9
Bobby Humphrey—1990	288	1202	4.2	7
Sammy Winder—1984	296	1153	3.9	4
Bobby Humphrey—1989	294	1151	3.9	7
Floyd Little—1971	284	1133	4.0	6
Gaston Green—1991	261	1037	4.0	4
Otis Armstrong—1976	247	1008	4.1	5
Floyd Little—1973	256	979	3.8	12
Cookie Gilchrist—1965	252	954	3.8	6
Floyd Little—1970	209	901	4.3	3

## RUSHING (Continued)

### Top Career Marks

	Attempt	Yards	Average	TDs
Floyd Little—1967-75	1641	6323	3.9	43
Sammy Winder—1982-90	1493	5428	3.6	39
Otis Armstrong—1973-80	1023	4453	4.3	25
Jon Keyworth—1973-80	699	2653	3.8	22
Bobby Humphrey—1989-91	593	2386	4.0	14
John Elway—1983-93	538	2435	4.5	22
Dave Preston—1978-83	479	1793	3.7	10
Gerald Willhite—1982-88	380	1688	4.4	17
Gaston Green—1991-92	422	1685	4.0	6
Rob Lyle—1977-83	376	1451	3.9	12

Game	Season	Career
<b>Yards gained</b>	183—Armstrong vs. Houston 12/8/74	1,407—Armstrong, 1974
	177—Humphrey at Buffalo 9/30/90	1,202—Humphrey, 1990
	166—Little at Cincinnati 10/19/69	1,153—Winder, 1984
		1,151—Humphrey, 1989
		1,133—Little, 1971
		1,037—Green, 1991
<b>Carries</b>	34—Humphrey at Buffalo 9/30/90	296—Winder, 1984
	34—Winder at LA Raiders 10/28/84	294—Humphrey, 1989
	32—Dorsett vs. LA Raiders 9/26/88	288—Humphrey, 1990
	32—Gilchrist at Boston 9/24/65	284—Little, 1971
<b>Avg. per carry</b>	(Min. of 8 carries)	(Min. of 100 carries)
	11.00—Rolle vs. Oakland 10/2/60	5.35—Armstrong, 1974
	10.38—Joe at Boston 10/18/63	4.99—Little, 1969
	10.33—Dawkins at Kansas City 10/7/73	4.71—Jensen, 1980
		4.62—Keyworth, 1974
		4.62—Canada, 1978
<b>TDs</b>	3—Green vs. San Diego 9/22/91	12—Little, 1973
	3—Armstrong vs. Houston 12/8/74	10—Keyworth, 1974
	3—Keyworth vs. Kansas City 11/18/74	9—Winder, 1986
	3—Little vs. Cincinnati 9/16/73	9—Little, 1972
		9—Armstrong, 1974
		43—Little, 1967-75
		37—Winder, 1982-89
		25—Armstrong, 1973-80

### Other Rushing Records

**Longest scoring run**—82, Mingo vs. Oakland, 10/5/62  
80, Little at San Francisco, 10/25/70  
72, Dawkins at Kansas City, 10/7/73

**Longest non-scoring run**—68, Bell vs. Los Angeles, 10/16/60  
63, Krieg vs. San Diego, 12/10/72  
62, Perrin vs. Baltimore, 11/27/77

### 100-YARD RUSHING GAMES

Player	Performance	Opponent
Don Stone	17-104, 1 TD	Oct. 6, 1963 vs. San Diego
Billy Joe	20-105, 0 TD	Nov. 17, 1963 vs. New York
Billy Joe	16-108, 1 TD	Nov. 15, 1964 vs. New York
Cookie Gilchrist	32-142, 0 TD	Sept. 24, 1965 at Boston
Cookie Gilchrist	16-119, 0 TD	Nov. 14, 1965 at Houston
Floyd Little	25-126, 1 TD	Oct. 27, 1968 vs. Miami
Floyd Little	30-147, 1 TD	Nov. 3, 1968 at Boston
Floyd Little	21-105, 1 TD	Sept. 14, 1969 vs. Boston
Floyd Little	15-104, 1 TD	Sept. 21, 1969 vs. New York Jets
Floyd Little	29-166, 1 TD	Oct. 19, 1969 at Cincinnati
Floyd Little	16-140, 1 TD	Oct. 25, 1970 at San Francisco
Bobby Anderson	25-106, 1 TD	Oct. 17, 1971 vs. San Diego
Floyd Little	25-113, 1 TD	Oct. 24, 1971 at Cleveland
Floyd Little	24-123, 1 TD	Oct. 31, 1971 at Philadelphia
Floyd Little	22-101, 0 TD	Nov. 14, 1971 vs. Cincinnati
Floyd Little	29-125, 0 TD	Dec. 5, 1971 vs. Chicago
Floyd Little	22-101, 0 TD	Sept. 17, 1972 vs. Houston
Floyd Little	18-100, 2 TD	Oct. 15, 1972 vs. Minnesota
Floyd Little	14-124, 1 TD	Nov. 5, 1972 at New York Giants
Floyd Little	19-123, 1 TD	Oct. 14, 1973 at Houston
Joe Dawkins	30-117, 0 TD	Oct. 28, 1973 at New York Jets
Floyd Little	22-109, 2 TD	Nov. 11, 1973 vs. San Diego
Otis Armstrong	19-131, 0 TD	Sept. 22, 1974 vs. Pittsburgh

## 100-YARD RUSHING GAMES (Continued)

Player	Performance	Opponent
Otis Armstrong	17-142, 1 TD	Oct. 27, 1974 at Cleveland
Otis Armstrong	19-110, 1 TD	Nov. 10, 1974 at Baltimore
Otis Armstrong	29-146, 0 TD	Nov. 24, 1974 at Oakland
Jon Keyworth	15-148, 1 TD	Nov. 24, 1974 at Oakland
Otis Armstrong	24-144, 1 TD	Nov. 28, 1974 at Detroit
Otis Armstrong	31-183, 3 TD	Dec. 8, 1974 vs. Houston
Otis Armstrong	18-142, 0 TD	Dec. 15, 1974 at San Diego
Jon Keyworth	20-132, 0 TD	Nov. 30, 1975 vs. San Diego
Otis Armstrong	16-101, 1 TD	Oct. 24, 1976 at Kansas City
Otis Armstrong	18-116, 0 TD	Nov. 7, 1976 vs. Tampa Bay
Otis Armstrong	26-116, 1 TD	Dec. 12, 1976 at Chicago
Norris Weese	12-120, 0 TD	Dec. 12, 1976 at Chicago
Otis Armstrong	21-120, 0 TD	Nov. 20, 1977 at Kansas City
Rob Lyle	16-110, 1 TD	Nov. 19, 1978 vs. Green Bay
Rob Lyle	18-102, 1 TD	Nov. 25, 1979 vs. Oakland
Otis Armstrong	22-107, 1 TD	Oct. 13, 1980 vs. Washington
Otis Armstrong	25-106, 1 TD	Oct. 26, 1980 at New York Giants
Sammy Winder	20-119, 0 TD	Sept. 25, 1983 vs. L.A. Raiders
Sammy Winder	29-165, 0 TD	Oct. 9, 1983 at Houston
Sammy Winder	31-139, 1 TD	Sept. 23, 1984 at Kansas City
Sammy Winder	34-126, 0 TD	Oct. 28, 1984 at L.A. Raiders
Sammy Winder	20-103, 2 TD	Sept. 29, 1985 vs. Miami
Sammy Winder	20-104, 2 TD	Sept. 21, 1986 at Philadelphia
Sammy Winder	19-102, 0 TD	Jan. 4, 1987 vs. New England*
Joe Dudek	23-128, 2 TD	Oct. 12, 1987 vs. L.A. Raiders
Tony Dorsett	23-113, 1 TD	Sept. 11, 1988 vs. San Diego
Tony Dorsett	32-119, 2 TD	Sept. 26, 1988 vs. L.A. Raiders
Sammy Winder	17-100, 0 TD	Oct. 9, 1988 at San Francisco
Bobby Humphrey	23-102, 1 TD	Oct. 8, 1989 vs. San Diego
Bobby Humphrey	25-105, 2 TD	Nov. 5, 1989 vs. Pittsburgh
Bobby Humphrey	31-110, 0 TD	Nov. 20, 1989 at Washington
Bobby Humphrey	31-125, 0 TD	Dec. 3, 1989 at L.A. Raiders
Bobby Humphrey	23-128, 0 TD	Dec. 16, 1989 at Phoenix
Bobby Humphrey	19-132, 2 TD	Sept. 17, 1990 vs. Kansas City
Bobby Humphrey	25-129, 0 TD	Sept. 23, 1990 vs. Seattle
Bobby Humphrey	34-177, 1 TD	Sept. 30, 1990 at Buffalo
Bobby Humphrey	20-106, 1 TD	Oct. 8, 1990 vs. Cleveland
Gaston Green	24-116, 0 TD	Sept. 1, 1991 vs. Cincinnati
Gaston Green	24-127, 3 TD	Sept. 22, 1991 vs. San Diego
Gaston Green	26-158, 0 TD	Sept. 29, 1991 at Minnesota
Greg Lewis	19-111, 1 TD	Nov. 3, 1991 vs. Pittsburgh
Gaston Green	18-103, 0 TD	Nov. 10, 1991 vs. L.A. Raiders
Gaston Green	24-133, 1 TD	Nov. 17, 1991 at Kansas City
Rod Bernstine	23-101, 0 TD	Oct. 18, 1993 vs. L.A. Raiders
Rod Bernstine	21-103, 0 TD	Dec. 18, 1993 at Chicago

(\*Denotes post-season game.)

**TOTALS**—Floyd Little 15, Otis Armstrong 13, Bobby Humphrey 9, Sammy Winder 8 (includes one post-season game), Gaston Green 5, Rod Bernstine 2, Tony Dorsett 2, Billy Joe 2, Cookie Gilchrist 2, Jon Keyworth 2, Rob Lyle 2, Donnie Stone 1, Bobby Anderson 1, Joe Dawkins 1, Norris Weese 1, Joe Dudek 1, Greg Lewis 1.

### Most 100-yard games, season

- 7—Otis Armstrong, 1974
- 5—Gaston Green, 1991
- 5—Bobby Humphrey, 1989
- 4—Bobby Humphrey, 1990
- 4—Floyd Little, 1971

### Most consecutive 100-yard games

- 4—Bobby Humphrey, 1990
- 4—Otis Armstrong, 1974

## PASSING

### Top Ten Season Marks

	Att.	Comp.	Pct.	Yds.	TD	Int.
Elway—1993	551	348	.632	4030	25	10
Elway—1985	605	327	.540	3891	22	23
Elway—1990	502	294	.586	3526	15	14
Elway—1986	504	280	.556	3485	19	13
Elway—1988	496	274	.552	3309	17	19
Elway—1991	451	242	.537	3253	13	12
Elway—1987	410	224	.546	3198	19	12
Morton—1981	376	225	.598	3195	21	14
Elway—1989	416	223	.536	3051	18	18
Trippucka—1960	478	248	.519	3038	24	34
Trippucka—1962	440	240	.545	2902	17	25

## PASSING RECORDS (Continued)

### Top Ten Career Marks

	Att.	Comp.	Pct.	Yds.	TD	Int.
Elway—1983-93	4890	2723	.556	34246	183	167
Morton—1977-82	1594	907	.569	11895	74	62
Tripucka—1960-63	1277	662	.518	7676	51	85
Johnson—1972-75	970	517	.533	7238	52	52
Ramsey—1971-76	919	456	.496	6437	35	58
Tensi—1967-70	810	348	.430	5153	38	45
DeBerg—191-83	546	314	.575	3819	22	26
Slaughter—1963-66	584	291	.498	3607	22	37
McCormick—1963-68	537	207	.385	2791	17	33
Lee—1964-68	345	177	.513	2303	16	23

**Career Touchdown Passes**—Elway 183, Morton 74, Johnson 52, Tripucka 51, Tensi 38, Ramsey 35, DeBerg 26, Slaughter 22, McCormick 17, Lee 16, Liske 16, Briscoe 14, Kubiak 14, Breaux 7, Weese 7, Karcher 6, Maddox 6, Herring 5, Penrose 5, Shaw 4, Choboin 4, Horn 3, Marshall 2, Robinson 2, LeClair 2, Mingo 2, Dorsett 1, Glacken 1, Hufnagel 1, Pastrana 1, Stone 1, Little 1, Anderson 1, Humphrey 1, Keyworth 1, Norman 1, Sewell 1, Bratton 1.

	Game	Season	Career
<b>Yards gained</b>	447—Tripucka at Buffalo 9/15/62 445—Johnson vs. Kansas City 11/18/74 432—Elway at Seattle, 12/20/85	4,030—Elway, 1993 3,891—Elway, 1985 3,526—Elway, 1990 3,485—Elway, 1986 3,309—Elway, 1988	34,246—Elway, 1983-93 11,895—Morton, 1977-82 7,676—Tripucka, 1960-63 7,238—Johnson, 1972-75
<b>Completions</b>	34—Slaughter at Houston 12/20/64 33—Elway at Green Bay 10/10/93 30—Elway vs. Seattle 9/23/90 30—Elway at Green Bay 9/20/87 30—Tripucka vs. Houston 11/6/60	348—Elway, 1993 327—Elway, 1985 294—Elway, 1990 280—Elway, 1986	2,723—Elway, 1983-93 907—Morton, 1977-82 662—Tripucka, 1960-63
<b>Attempts</b>	59—Elway at Green Bay 10/10/93 56—Tripucka at Buffalo 9/15/62 53—Slaughter at Houston 12/20/64 52—Tripucka vs. Houston 11/6/60 52—Tripucka at Houston 11/20/60	605—Elway, 1985 551—Elway, 1993 504—Elway, 1986 502—Elway, 1990	4,890—Elway, 1983-93 1,594—Morton, 1977-82 1,277—Tripucka, 1960-63 970—Johnson, 1972-75
<b>Pct.</b>	(Min. of 10 attempts) .944—Morton vs. San Diego 9/27/81 .916—Elway at L.A. Raiders, 11/2/86 .864—Morton vs. KC, 12/10/78	(Min. of 50 attempts) .632—Elway, 1993 .632—Weese, 1978 .623—Kubiak, 1988 .608—Morton, 1980	(Min. of 100 attempts) .581—Kubiak, 1983-91 .575—DeBerg, 1981-82 .570—Weese, 1976-79
<b>TD</b>	5—Elway vs. Minnesota 11/18/84 5—Tripucka vs. Buffalo 10/28/62 4—Nine times	25—Elway, 1993 24—Tripucka, 1960 22—Elway, 1985 21—Morton, 1981 20—Johnson, 1973	183—Elway, 1983-93 74—Morton, 1977-81 52—Johnson, 1972-75 51—Tripucka, 1960-63
<b>Interceptions</b>	6—Horn at Green Bay 9/26/71 6—Herring at Houston 11/26/61 5—8 times	34—Tripucka, 1960 25—Tripucka, 1962 23—Elway, 1985	167—Elway, 1983-93 85—Tripucka, 1960-63 62—Morton, 1977-82
<b>Intercept. avoid. dance</b>	.000—by many	.018—Elway, 1993 .013—Kubiak, 1984 .026—Elway, 1986 .027—Elway, 1991	.034—Elway, 1983-93 .039—Morton, 1977-82 .043—Breaux, 1963
<b>Avg. per completion</b>	(Min. of 12 attempts) 33.64—Lee at Oakland 12/5/65 33.00—Elway at Cleveland 10/1/89 27.92—Briscoe vs. Buffalo 11/24/68	(Min. of 50 attempts) 17.93—Hufnagel, 1975 17.09—Briscoe, 1968 16.15—Ramsey, 1972	(Min. of 100 attempts) 17.09—Briscoe, 1968 15.98—Shaw, 1962 15.09—Tensi, 1967-70

## PASSING RECORDS (Continued)

<b>Avg. per attempt</b>	17.1—Morton vs. San Diego 9/27/81 16.45—Johnson vs. Kansas City 9/21/75 15.7—Morton vs. Detroit 10/11/81 13.41—Weese vs. Pittsburgh 12/16/78	8.65—Lee, 1965 8.50—Morton, 1981 8.31—Weese, 1978	7.52—Weese, 1976-79 7.46—Johnson, 1972-75 7.46—Morton, 1977-82
-------------------------	---	---	--

### Other Passing Records

#### Most Consecutive Games with TD Pass—

- 13—Elway (Last 7 games of 1985 and first 6 games of 1986).
- 12—Elway (Last game of 1992 and first 11 games of 1993)
- 10—Johnson, 1973-74 (Last 8 games of 1973 and first 2 games of 1974).
- 9—Elway, 1987 (6th through 14th games).
- 9—Morton, 1977 (5th through 13th games).
- 9—Tripucka, 1962 (Span of 10 games, did not play one game).

#### Most Consecutive Completions—

- 18—DeBerg at Los Angeles Rams (17), 12/12/82 and vs. Kansas City (1) 12/19/82
- 16—Morton vs. Kansas City, 12/10/78
- 11—Elway at Los Angeles Raiders, 11/2/86
- 11—Elway vs. Kansas City (8), 12/14/85 and at Seattle (3), 12/20/85
- 11—Morton vs. San Diego, 9/27/81
- 11—Tensi at San Diego, 11/23/69
- 10—Elway at Seattle, 11/28/93
- 10—Tripucka vs. Dallas, 10/8/61

#### Longest Scoring Pass—

- 97—Shaw to Tarr at Boston, 9/21/62
- 96—Tripucka to Frazier at Buffalo, 9/15/62
- 95—Morton to Watson vs. San Diego, 9/27/81
- 93—Morton to Watson vs. Detroit, 10/11/81

#### Longest Non-Scoring Pass—

- 86—Elway to V. Johnson vs. L.A. Raiders, 9/26/88
- 86—Morton to Watson vs. Kansas City, 12/6/81
- 74—Liske to Van Heusen at New Orleans, 11/22/70
- 74—Horn to Little vs. Oakland, 10/10/71
- 73—Elway to Watson at Seattle, 12/15/84
- 72—Johnson to Little vs. San Diego, 10/29/74

## 300 YARD PASSING GAMES

Player	Performance	Opponent
Frank Tripucka	30-52-2, 375 yards and 3 TD	Nov. 6, 1960 vs. Houston
Frank Tripucka	19-41-5, 328 yards and 3 TD	Nov. 27, 1960 vs. Buffalo
Frank Tripucka	28-47-2, 376 yards and 2 TD	Sept. 7, 1962 vs. San Diego
Frank Tripucka	29-56-3, 447 yards and 2 TD	Sept. 15, 1962 at Buffalo
Frank Tripucka	26-40-1, 308 yards and 1 TD	Oct. 21, 1962 vs. Houston
Jacky Lee	11-36-1, 370 yards and 1 TD	Dec. 5, 1965 at Oakland
John McCormick	13-37-3, 328 yards and 3 TD	Dec. 18, 1966 at Buffalo
Marlin Briscoe	12-29-2, 335 yards and 4 TD	Nov. 24, 1968 vs. Buffalo
Steve Tensi	19-26-1, 301 yards and 3 TD	Nov. 23, 1969 at San Diego
Charley Johnson	20-28-0, 361 yards and 2 TD	Oct. 22, 1972 at Oakland
Charley Johnson	24-39-2, 326 yards and 1 TD	Sept. 20, 1973 vs. Chicago
Charley Johnson	28-42-2, 445 yards and 2 TD	Nov. 18, 1974 vs. Kansas City
Charley Johnson	12-20-2, 329 yards and 3 TD	Sept. 21, 1975 vs. Kansas City
Craig Morton	27-39-2, 306 yards and 2 TD	Nov. 16, 1980 vs. New York Jets
Craig Morton	18-30-1, 338 yards and 1 TD	Dec. 14, 1980 vs. Oakland
Craig Morton	17-18-0, 308 yards and 4 TD	Sept. 27, 1981 vs. San Diego
Craig Morton	25-38-1, 342 yards and 2 TD	Oct. 18, 1981 at Kansas City
Steve DeBerg	21-34-2, 305 yards and 2 TD	Nov. 22, 1981 at Cincinnati
Steve DeBerg	2-31-1, 307 yards and 2 TD	Dec. 12, 1982 at Los Angeles Rams
Steve DeBerg	21-41-0, 350 yards and 1 TD	Oct. 30, 1983 vs. Kansas City
John Elway	23-44-0, 345 yards and 3 TD	Dec. 11, 1983 vs. Baltimore
John Elway	25-40-1, 315 yards and 3 TD	Nov. 4, 1984 vs. New England
John Elway	28-43-1, 353 yards and 4 TD	Sept. 15, 1985 vs. New Orleans
John Elway	22-37-5, 301 yards and 1 TD	Dec. 14, 1985 vs. Kansas City



## Passing Records (Continued)

Player	Performance	Opponent
John Elway	24-42-0, 432 yards and 1 TD	Dec. 20, 1985 at Seattle
John Elway	18-32-1, 321 yards and 1 TD	Oct. 26, 1986 vs. Seattle
John Elway	29-47-2, 336 yards and 0 TD	Nov. 23, 1986 at New York Giants
John Elway	22-37-1, 304 yards and 1 TD	Jan. 25, 1987 vs. New York Giants
John Elway	22-32-1, 338 yards and 4 TD	Sept. 13, 1987 vs. Seattle
John Elway	21-40-2, 341 yards and 3 TD	Nov. 16, 1987 vs. Chicago
John Elway	21-32-1, 347 yards and 3 TD	Nov. 29, 1987 at San Diego
John Elway	21-42-2, 335 yards and 1 TD	Dec. 13, 1987 at Seattle
John Elway	29-49-3, 324 yards and 2 TD	Dec. 4, 1988 at L.A. Raiders
John Elway	18-35-0, 344 yards and 2 TD	Oct. 22, 1989 at Seattle
John Elway	20-36-0, 385 yards and 3 TD	Jan. 14, 1990 vs. Cleveland
John Elway	21-30-0, 317 yards and 2 TD	Oct. 21, 1990 at Indianapolis
John Elway	24-36-1, 328 yards and 2 TD	Dec. 9, 1990 at Kansas City
John Elway	24-42-1, 301 yards and 2 TD	Oct. 6, 1991 at Houston
John Elway	23-38-0, 311 yards and 2 TD	Oct. 4, 1992 vs. Kansas City
John Elway	28-45-1, 300 yards and 1 TD	Sept. 20, 1993 at Kansas City
John Elway	33-59-1, 367 yards and 1 TD	Oct. 10, 1993 at Green Bay
John Elway	25-36-0, 361 yards and 3 TD	Jan. 2, 1994 at L.A. Raiders
John Elway	29-47-1, 302 yards and 3 TD	Jan. 4, 1994 at L.A. Raiders

**TOTALS**—John Elway 23 (includes three post season games), Frank Tripucka 5, Charley Johnson 4, Craig Morton 4, Steve DeBerg 3, Jacky Lee 1, John McCormick 1, Marlin Briscoe 1, Steve Tensi 1.

### Most 300-yard games, season

- 4—John Elway, 1993
- 4—John Elway, 1987
- 3—John Elway, 1986
- 3—John Elway, 1985
- 3—Frank Tripucka, 1962

### Most consecutive 300-yard games

- 2—John Elway, 1993
- 2—John Elway, 1985
- 2—Frank Tripucka, 1962

## RECEIVING Top Season Marks

	No.	Yards	Avg.	TD
Taylor—1961	100	1176	11.8	4
Taylor—1960	92	1235	13.4	12
Taylor—1965	85	1131	13.3	6
Sharpe—1993	81	995	12.3	9
Taylor—1963	78	1101	14.1	10
Taylor—1962	77	908	11.7	4
V. Johnson—1989	76	1095	14.4	7
Taylor—1964	76	873	11.5	7
Watson—1984	69	1170	17.0	7
V. Johnson—1988	68	896	13.2	5
Willhite—1986	64	529	8.3	3

## Top Career Marks

	No.	Yards	Avg.	TD
Taylor—1960-66	543	6872	12.7	44
V. Johnson—1985-93	403	5525	13.7	37
Odoms—1972-83	396	5755	14.5	41
Watson—1979-87	353	6112	17.3	36
Moses—1972-81	302	5450	18.0	44
Jackson—1986-92	276	4746	17.2	24
Upchurch—1975-82	267	4369	16.4	22
Denson—1964-70	250	4150	16.6	32
Little—1967-75	215	2418	11.2	9
Willhite—1982-88	207	1767	8.5	5

Receptions	Game	Season	Career
13—Sharpe	at L.A. Raiders	100—Taylor, 1961	543—Taylor, 1960-66
1/9/94		92—Taylor, 1960	403—V. Johnson, 1985-93
13—Anderson	vs. Chicago	85—Taylor, 1965	396—Odoms, 1972-83
9/30/73			353—Watson, 1979-87
13—Taylor	vs. Oakland		
11/29/64			
12—Taylor	at Boston		
9/21/62			

## RECEIVING RECORDS (Continued)

Yards	199—Taylor vs. Buffalo 11/27/60 183—Watson at Los Angeles Rams 12/12/82 182—Watson vs. Detroit 10/11/81	1,244—Watson, 1981 1,235—Taylor, 1960 1,178—Taylor, 1961	6,872—Taylor, 1960-66 6,112—Watson, 1979-87 5,755—Odoms, 1972-83 5,525—V. Johnson, 1985-93 5,450—Moses, 1972-81
TDs	3—Sharpe vs. Kansas City 12/12/93 3—Watson vs. Baltimore 9/20/81 3—Moses at Houston 10/4/73 3—Scarpitto at Buffalo 12/18/66 3—Taylor vs. Buffalo 11/27/60	13—Watson, 1981 12—Taylor, 1960 11—Denson, 1967	44—Taylor, 1960-66 44—Moses, 1972-81 41—Odoms, 1972-83 37—V. Johnson, 1985-93 36—Watson, 1979-87
Avg. per catch	(Min. of 4 Catches) 41.25—Little at Buffalo 38.00—Tarr at Boston 9/12/62 36.4—Watson vs. Detroit 10/11/81	(Min. of 20 Catches) 22.05—Scarpitto, 1963 20.73—Watson, 1981 20.32—Nattiel, 1987 20.14—Denson, 1966	(Min. of 50 Catches) 20.54—Van Heusen, 1968-76 18.05—Moses, 1972-81 17.41—Frazier, 1961-63

## Other Receiving Records

### Most Consecutive Games with TD Reception—

- 6—Taylor, 1960-61 (Last 4 games of 1960, first 2 games of 1961)
- 6—V. Johnson, 1987
- 6—Denson, 1969
- 5—Watson, 1981
- 4—Scarpitto, 1963
- 4—Denson, 1967
- 4—Odoms, 1973
- 4—Upchurch, 1979

### Most Consecutive Games with Reception—

- 62—Taylor, 1960-64
- 49—Watson, 1983-86
- 47—Jackson, 1989-92
- 41—Odoms, 1976-79
- 33—Odoms, 1973-76
- 29—Preston, 1980-82
- 28—Watson, 1980-82
- 25—V. Johnson, 1988-89
- 24—Young, 1990-91
- 21—Little, 1973-74
- 21—Sharpe, 1992-93
- 19—Taylor, 1964-65
- 19—Denson, 1968-69

## 100-YARD RECEIVING GAMES

Player	Performance	Opponent
Al Carmichael	6-130, 1 TD	Sept. 9, 1960 at Boston
Lionel Taylor	6-125, 1 TD	Sept. 23, 1960 at New York
Lionel Taylor	7-101, 2 TD	Oct. 2, 1960 vs. Oakland
Al Carmichael	3-109, 2 TD	Oct. 23, 1960 vs. Boston
Lionel Taylor	10-106, 1 TD	Oct. 23, 1960 vs. Boston
Lionel Taylor	10-140, 1 TD	Nov. 6, 1960 vs. Houston
Al Carmichael	7-117, 2 TD	Nov. 6, 1960 vs. Houston
Lionel Taylor	10-138, 0 TD	Nov. 20, 1960 at Houston
Lionel Taylor	9-199, 3 TD	Nov. 27, 1960 vs. Buffalo
Lionel Taylor	9-171, 1 TD	Dec. 10, 1960 at Los Angeles
Lionel Taylor	7-132, 2 TD	Sept. 10, 1961 at Buffalo
Lionel Taylor	11-126, 0 TD	Sept. 24, 1961 at New York
Lionel Taylor	9-118, 0 TD	Oct. 1, 1961 at Oakland
Lionel Taylor	7-120, 1 TD	Oct. 8, 1961 vs. Dallas
Al Frazier	7-166, 1 TD	Oct. 15, 1961 vs. Oakland
Al Frazier	6-126, 1 TD	Oct. 22, 1961 vs. New York
Al Frazier	5-125, 1 TD	Nov. 12, 1961 vs. San Diego
Lionel Taylor	10-119, 0 TD	Nov. 12, 1961 vs. San Diego
Donnie Stone	9-137, 1 TD	Dec. 3, 1961 vs. Boston
Lionel Taylor	9-133, 0 TD	Sept. 15, 1962 at Buffalo
Al Frazier	4-125, 1 TD	Sept. 15, 1962 at Buffalo

# 100-YARD RECEIVING GAMES (Continued)

Lionel Taylor	1-2-119, 0 TD	Sept. 21, 1962 at Boston
Jerry Tarr	4-152, 2 TD	Sept. 21, 1962 at Boston
Lionel Taylor	7-110, 0 TD	Dec. 9, 1962 at Dallas
Lionel Taylor	7-169, 1 TD	Sept. 29, 1963 vs. Boston
Lionel Taylor	7-142, 2 TD	Oct. 6, 1963 vs. San Diego
Bob Scarpitto	4-134, 2 TD	Oct. 13, 1963 vs. Houston
Lionel Taylor	10-116, 1 TD	Dec. 15, 1963 at Oakland
Gene Prebola	4-106, 1 TD	Dec. 15, 1963 at Oakland
Lionel Taylor	8-149, 0 TD	Sept. 27, 1964 vs. Houston
Hewitt Dixon	4-109, 0 TD	Oct. 25, 1964 at Oakland
Hewitt Dixon	5-121, 1 TD	Nov. 1, 1964 at Kansas City
Al Denson	3-113, 1 TD	Nov. 1, 1964 at Kansas City
Lionel Taylor	13-112, 0 TD	Nov. 29, 1964 vs. Oakland
Bob Scarpitto	11-111, 1 TD	Dec. 20, 1964 at Houston
Bob Scarpitto	5-108, 2 TD	Sept. 11, 1965 at San Diego
Lionel Taylor	9-172, 1 TD	Sept. 19, 1965 vs. Buffalo
Lionel Taylor	7-114, 0 TD	Nov. 7, 1965 vs. San Diego
Lionel Taylor	11-141, 2 TD	Nov. 21, 1965 vs. Oakland
Lionel Taylor	8-164, 0 TD	Dec. 5, 1965 at Oakland
Wendell Hayes	5-126, 1 TD	Dec. 5, 1965 at Oakland
Al Denson	5-158, 1 TD	Oct. 2, 1966 vs. Houston
Charlie Mitchell	4-126, 1 TD	Dec. 4, 1966 vs. Miami
Bob Scarpitto	5-123, 3 TD	Dec. 18, 1966 at Buffalo
Al Denson	4-131, 2 TD	Sept. 3, 1967 vs. Boston
Al Denson	7-134, 1 TD	Sept. 24, 1967 vs. New York Jets
Eric Crabtree	6-123, 1 TD	Oct. 22, 1967 vs. San Diego
Al Denson	4-107, 1 TD	Oct. 29, 1967 at Kansas City
Al Denson	7-102, 2 TD	Nov. 19, 1967 at Buffalo
Eric Crabtree	8-107, 1 TD	Nov. 23, 1967 at San Diego
Eric Crabtree	6-129, 1 TD	Dec. 17, 1967 vs. Kansas City
Al Denson	8-115, 0 TD	Sept. 15, 1968 at Cincinnati
Eric Crabtree	7-113, 0 TD	Sept. 22, 1968 at Kansas City
Eric Crabtree	5-148, 1 TD	Oct. 13, 1968 at New York Jets
Jimmy Jones	8-128, 2 TD	Oct. 20, 1968 at San Diego
Floyd Little	4-165, 1 TD	Nov. 24, 1968 vs. Buffalo
Al Denson	6-131, 2 TD	Dec. 8, 1968 at Oakland
Mike Haffner	4-122, 0 TD	Dec. 14, 1968 vs. Kansas City
Al Denson	6-138, 1 TD	Sept. 28, 1969 at Buffalo
Mike Haffner	6-102, 1 TD	Oct. 26, 1969 at Houston
Al Denson	6-140, 2 TD	Nov. 23, 1969 at San Diego
John Embree	9-122, 1 TD	Nov. 23, 1969 at San Diego
Jerry Simmons	6-153, 0 TD	Nov. 21, 1971 at Kansas
Rod Sherman	4-110, 0 TD	Sept. 17, 1972 vs. Houston
Jerry Simmons	6-118, 1 TD	Oct. 22, 1972 at Oakland
Bobby Anderson	13-143, 0 TD	Sept. 10, 1973 vs. Chicago
Riley Odoms	5-114, 1 TD	Nov. 4, 1973 at St. Louis
Haven Moses	5-108, 2 TD	Nov. 25, 1973 vs. Kansas City
Haven Moses	5-132, 0 TD	Oct. 13, 1974 vs. New Orleans
Floyd Little	7-127, 0 TD	Oct. 20, 1974 vs. San Diego
Riley Odoms	7-125, 0 TD	Nov. 18, 1974 vs. Kansas City
Rick Upchurch	3-153, 1 TD	Sept. 21, 1975 vs. Kansas City
Haven Moses	5-168, 2 TD	Jan. 1, 1978 vs. Oakland*
Haven Moses	5-115, 0 TD	Nov. 12, 1978 at Cleveland
Haven Moses	5-101, 1 TD	Nov. 19, 1978 vs. Green Bay
Riley Odoms	7-165, 2 TD	Dec. 10, 1978 vs. Kansas City
Haven Moses	5-116, 1 TD	Dec. 16, 1978 vs. Pittsburgh
Riley Odoms	5-125, 0 TD	Sept. 23, 1979 vs. Seattle
Haven Moses	4-107, 1 TD	Oct. 14, 1979 at Kansas City
Haven Moses	5-133, 1 TD	Oct. 22, 1979 at Pittsburgh
Riley Odoms	7-114, 0 TD	Oct. 28, 1979 vs. Kansas City
Haven Moses	5-103, 1 TD	Sept. 21, 1980 vs. San Diego
Haven Moses	6-141, 0 TD	Dec. 14, 1980 vs. Oakland
Riley Odoms	8-128, 1 TD	Dec. 14, 1980 vs. Oakland
Steve Watson	7-143, 3 TD	Sept. 20, 1981 vs. Baltimore
Steve Watson	8-178, 2 TD	Sept. 27, 1981 vs. San Diego
Steve Watson	5-182, 2 TD	Oct. 11, 1981 vs. Detroit
Rick Upchurch	5-138, 0 TD	Oct. 18, 1981 at Kansas City
Steve Watson	5-102, 1 TD	Nov. 22, 1981 at Cincinnati
Steve Watson	2-103, 0 TD	Dec. 6, 1981 vs. Kansas City
Rick Upchurch	6-102, 2 TD	Dec. 20, 1981 at Chicago
Steve Watson	5-101, 1 TD	Dec. 5, 1982 vs. Atlanta
Steve Watson	10-183, 0 TD	Dec. 12, 1982 at Los Angeles Rams
Steve Watson	6-161, 1 TD	Sept. 11, 1983 at Baltimore
Steve Watson	8-119, 0 TD	Oct. 16, 1983 vs. Cincinnati
Steve Watson	6-121, 1 TD	Oct. 30, 1983 vs. Kansas City
Rick Upchurch	6-143, 0 TD	Oct. 30, 1983 vs. Kansas City
Steve Watson	7-110, 1 TD	Nov. 6, 1983 at Seattle

# 100-YARD RECEIVING GAMES (Continued)

Steve Watson	4-119, 1 TD	Nov. 20, 1983 vs. Seattle
Clint Sampson	3-101, 2 TD	Dec. 4, 1983 vs. Cleveland
Steve Watson	7-111, 1 TD	Oct. 7, 1984 at Detroit
Butch Johnson	9-156, 2 TD	Nov. 4, 1984 vs. New England
Steve Watson	8-134, 1 TD	Nov. 4, 1984 vs. New England
Steve Watson	5-1223, 2 TD	Nov. 18, 1984 vs. Minnesota
Steve Watson	11-177, 1 TD	Dec. 30, 1984 vs. Pittsburgh*
Vance Johnson	6-116, 1 TD	Dec. 14, 1985 vs. Kansas City
Vance Johnson	5-121, 1 TD	Jan. 25, 1987 vs. New York Giants*
Bobby Micho	9-105, 2 TD	Oct. 18, 1987 at Kansas City
Vance Johnson	5-115, 1 TD	Nov. 22, 1987 at L.A. Raiders
Ricky Nattiel	45-118, 1 TD	Nov. 29, 1987 at San Diego
Vance Johnson	4-105, 0 TD	Jan. 10, 1988 vs. Houston*
Mark Jackson	4-134, 1 TD	Jan. 17, 1988 vs. Cleveland*
Vance Johnson	7-134, 0 TD	Sept. 26, 1988 vs. L.A. Raiders
Ricky Nattiel	3-102, 1 TD	Oct. 23, 1988 at Pittsburgh
Mark Jackson	6-140, 2 TD	Nov. 27, 1988 vs. L.A. Rams
Mark Jackson	7-145, 0 TD	Dec. 4, 1988 at L.A. Raiders
Mark Jackson	7-137, 1 TD	Dec. 11, 1988 at Seattle
Vance Johnson	5-145, 1 TD	Oct. 1, 1989 at Cleveland
Vance Johnson	5-145, 1 TD	Oct. 1, 1989 at Cleveland
Michael Young	6-137, 0 TD	Oct. 22, 1989 at Seattle
Vance Johnson	9-148, 1 TD	Oct. 29, 1989 vs. Philadelphia
Vance Johnson	6-154, 2 TD	Nov. 26, 1989 vs. Seattle
Mark Jackson	5-111, 0 TD	Jan. 7, 1990 vs. Pittsburgh*
Michael Young	2-123, 1 TD	Jan. 14, 1990 vs. Cleveland*
Vance Johnson	6-150, 0 TD	Sept. 17, 1990 vs. Kansas City
Vance Johnson	9-120, 0 TD	Sept. 23, 1990 vs. Seattle
Mark Jackson	6-127, 1 TD	Oct. 21, 1990 at Indianapolis
Mark Jackson	7-111, 0 TD	Oct. 6, 1991 at Houston
Vance Johnson	7-100, 0 TD	Jan. 12, 1991 at Buffalo*
Shannon Sharpe	9-118, 0 TD	Oct. 4, 1992 vs. Kansas City
Mark Jackson	5-113, 2 TD	Oct. 25, 1992 at San Diego
Arthur Marshall	5-134, 1 TD	Nov. 8, 1992 vs. N.Y. Jets
Mark Jackson	3-108, 1 TD	Nov. 15, 1992 vs. N.Y. Giants
Shannon Sharpe	7-109, 1 TD	Dec. 12, 1992 at Buffalo
Derek Russell	6-104, 0 TD	Sept. 12, 1993 at Kansas City
Vance Johnson	10-148, 1 TD	Oct. 10, 1993 at Green Bay
Derek Russell	5-111, 0 TD	Oct. 18, 1993 vs. L.A. Raiders
Shannon Sharpe	7-104, 0 TD	Nov. 14, 1993 vs. Minnesota
Shannon Sharpe	6-115, 2 TD	Jan. 2, 1994 at L.A. Raiders
Shannon Sharpe	13-156, 1 TD	Jan. 9, 1994 at L.A. Raiders*

\*Postseason

**TOTALS**—Lionel Taylor 24, Steve Watson 16 (includes one postseason game), Vance Johnson 12 (includes three postseason games), Al Denson 10, Mark Jackson 10 (includes two postseason games), Haven Moses 10 (includes one postseason game), Riley Odoms 6, Eric Crabtree 5, Shannon Sharpe 5 (includes one postseason game), Al Frazier 4, Bob Scarpitto 4, Rick Upchurch 4, Al Carmichael 3, Floyd Little 2, Ricky Nattiel 2, Derek Russell 2, Jerry Simmons 2, Michael Young 2 (includes one postseason game), Bobby Anderson 1, John Embree 1, Wendell Jones 1, Arthur Marshall 1, Bobby Micho 1, Charlie Mitchell 1, Gene Prebola 1, Clint Sampson 1, Rod Sherman 1, Donnie Stone 1, Jerry Tarr 1.

## Most 100-yard games, season

- 7—Lionel Taylor, 1960
- 5—Steve Watson, 1983
- 5—Steve Watson, 1981
- 4—Mark Jackson, 1988
- 4—Al Denson, 1967
- 4—Lionel Taylor, 1965

## Most consecutive 100-yard games

- 2—13 times (Lionel Taylor 4, Steve Watson 3, Haven Moses 2, Shannon Sharpe 2, Al Frazier 1, Mark Jackson 1, Vance Johnson 1)

## PUNTING

No.	Game	Season	Career
	12—Prestridge at Buffalo 10/25/81	105—Scarpitto, 1967	547—Van Heusen, 1968-76
	12—Scarpitto at Oakland 9/10/67	96—Norman, 1984	377—Prestridge, 1979-83
	12—Van Heusen vs. Cincinnati 10/6/68	96—Ditts, 1978	374—Horan, 1986-92
		92—Norman, 1985	
Avg.	(Min. of 4 punts)	(Min. of 50 punts)	(Min. of 50 punts)
	57.2—Horan vs. L.A. Raiders 9/26/88	46.1—Fraser, 1963	45.2—Fraser, 1962-64
		45.8—Scarpitto, 1966	44.4—Scarpitto, 1965-67
		45.1—Van Heusen, 1973	42.5—Horan, 1986-92
	56.6—Norman vs. Seattle 11/25/84		
	55.8—Horan vs. San Diego 12/16/90		

## PUNTING RECORDS (Continued)

### Other Punting Records

**Longest punt**—83—Norman vs. Kansas City, 9/23/84  
 78—Van Heusen vs. Dallas, 12/2/73  
 75—Fraser at Oakland, 10/14/62  
 75—Fraser vs. Boston, 11/11/62  
 73—Ditts vs. New York Jets, 11/5/78  
 73—Scarpitto vs. Boston, 9/3/67

### INTERCEPTIONS

No.	Game	Season	Career
	4—Brown vs. New York, 11/15/64	11—Gonsoulin, 1960 9—Brown, 1964 7—Five players	44—Foley, 1976-86 43—Gonsoulin, 1960-66 40—Thompson, 1969-81
	4—Gonsoulin at Buffalo 9/18/60 3—Six times		
<b>Return yards</b>	93—Gradishar at Cleveland, 10/5/80 91—Brown vs. New York, 11/15/64 73—T. Jackson vs. Baltimore, 11/27/77	179—Harden, 1986 153—Wilson, 1967 140—Brown, 1964	784—Thompson, 1969-81 643—Harden, 1980-88 622—Foley, 1976-86

### Other Interception Records

**Best interception return average, career (10 or more interceptions)**—

23.7, Henderson, 1989-92  
 19.6, Thompson, 1969-81  
 19.5, Harden, 1980-88  
 19.5, Atwater, 1989-93

**Longest scoring interception return**—

93, Gradishar at Cleveland, 10/5/80  
 73, T. Jackson vs. Baltimore, 11/27/77  
 70, Wilson vs. Kansas City, 12/17/67

**Longest non-scoring interception return**—

70, Moore at Boston 11/20/64  
 68, Atwater vs. San Diego 9/12/93  
 65, Alliston at Buffalo 9/18/60  
 65, Foley-Gradishar-Wright, vs. New York Giants, 11/14/76 (Foley intercepted and returned 23, lateral to Gradishar for 10, lateral to Wright for 32).  
 65, D. Smith at Chicago 12/20/81

### QUARTERBACK SACKS

(Compiled since 1968)

No.	Game	Season	Career
	4—Fletcher, at Minnesota, 11/4/90	16—Fletcher, 1992 13.5—Fletcher, 1993 13.5—Fletcher, 1991	85.5—Fletcher, 1985-93 78—Mecklenburg, 1983-93 73.5—R. Jones, 1980-88
	4—Mecklenburg, vs. New Orleans, 9/15/85	13.5—Jones, 1986 13—Mecklenburg, 1985	72—Chavous, 1973-85 66.5—P. Smith, 1968-78 46—Alzado, 1971-78
	4—Mecklenburg, at Pittsburgh, 12/1/85		

### PUNT RETURNS

No.	Game	Season	Career
	8—Upchurch at Baltimore, 10/22/78	51—Upchurch, 1977 42—Willhite, 1986 41—Manning, 1981	248—Upchurch, 1975-83 157—Thompson, 1969-81 101—Willhite, 1982-88
	7—Willhite vs. New England, 9/28/86		
	7—Thompson at Kansas City, 10/6/74		
	7—Upchurch vs. San Diego, 11/30/75		

## PUNT RETURNS (Continued)

Return yards	167—Upchurch vs. Pittsburgh, 11/6/77 144—Clark vs. San Diego, 12/27/87 125—Upchurch vs. Cleveland, 9/26/76	653—Upchurch, 1977 536—Upchurch, 1976 493—Upchurch, 1978	3008—Upchurch, 1975-83 1814—Thompson, 1969-81 1010—Willhite, 1982-88
<b>Average</b>		(10 or more returns) 16.88—Little, 1967 16.13—Upchurch, 1982 13.74—Upchurch, 1976	(15 or more returns) 12.13—Upchurch, 1975-83 11.89—Mingo, 1960-64 11.55—Thompson, 1969-
81		13.69—Upchurch, 1978	

### Other Punt Returns

**Longest scoring punt return**—

92, Upchurch vs. San Diego 10/3/76  
 87, Upchurch vs. Pittsburgh 11/6/77  
 78, Upchurch vs. Kansas City 12/19/82  
 76, Mingo at Boston 9/9/60

**Longest non-scoring punt return**—

60, Thompson at Baltimore 11/10/74  
 59, Thompson vs. New England 12/17/72  
 54, Milburn vs. Tampa Bay 12/26/93  
 54, Mitchell at Buffalo 9/20/64

### KICKOFF RETURNS

No.	Game	Season	Career
	7—Bell at Pittsburgh, 10/23/88	47—Barry, 1964 40—Brunson, 1980 40—Upchurch, 1975 37—Mitchell, 1963	104—Bell, 1986-89 104—Little, 1967-75 95—Upchurch, 1975-83
	7—Barry at Kansas City, 11/1/64		
<b>Return yards</b>	201—R. Montgomery at San Diego, 9/24/72 197—Upchurch vs. Cleveland, 10/19/75 185—Little at Miami, 9/17/67	1245—Barry, 1964 1084—Upchurch, 1975 954—Mitchell, 1963	2523—Little, 1967-75 2355—Upchurch, 1975-83 2218—Bell, 1986-89
<b>Average</b>		(14 or more returns) 28.50—Thompson, 1969 28.47—Sellers, 1966 28.00—Frazier, 1961	(40 or more returns) 26.28—Haynes, 1985-66 25.42—Barry, 1964-65 25.13—Thompson, 1969-81 24.79—Upchurch, 1975-83

### Other Kickoff Return Records

**Longest scoring kickoff return**—

100, Sellers vs. Houston 10/2/66  
 100, Wilson at Kansas City 10/8/66  
 94, Montgomery at San Diego 9/24/72

**Longest non-scoring kickoff return**—

89, Little vs. Oakland 11/10/68  
 88, Montgomery at Oakland 10/22/72  
 77, Scott vs. Kansas City 10/23/66

### SCORING

TDs	Game	Season	Career
	3—13 times*	14—Winder, 1986 13—Little, 1972 13—Little, 1973 13—Watson, 1981	54—Little, 1967-75 48—Winder, 1982-90 45—Moses, 1972-81 44—Odoms, 1972-83 44—Taylor, 1960-66

\*Taylor vs. Buffalo, 11/27/60; Stone at San Diego, 11/4/62; Scarpitto at Buffalo, 12/18/66; Little vs. Minnesota, 10/15/72; Little vs. Cincinnati, 9/16/73; Moses at Houston, 10/14/73; Keyworth vs. Kansas City, 11/18/74; Armstrong vs. Houston, 12/8/74; Watson vs. Baltimore, 9/20/81; Willhite vs. Dallas, 10/5/86; Willhite vs. Kansas City, 11/16/86; Green vs. San Diego, 9/22/91; Sharpe vs. Kansas City, 12/12/94.



## KICKOFF RETURN RECORDS (Continued)

<b>FG</b>	5—Karlis vs. Seattle 11/20/83 5—Mingo vs. San Diego 10/6/83 4—14 times (Turner 3 Mingo 3, Steinfert 2, Karlis 2, Treadwell 2, Elam, Howfield, Kroner)	27—Treadwell, 1991 27—Treadwell, 1989 27—Mingo, 1962 26—Elam, 1993 26—Steinfert, 1980	151—Turner, 1971-79 137—Karlis, 1982-88 99—Treadwell, 1989-92
<b>FG Pct.</b>	1,000-many times	.846—Karlis, 1982, (11 of 13) .840—Karlis, 1983, (21 of 25) .833—Treadwell, 1992, (20 of 24) .818—Treadwell, 1989, (27 of 33)	.779—Treadwell, 1989-92 .710—Karlis, 1982-88 672—Steinfert, 1979-81 648—Turner, 1971-79
<b>PAT</b>	6—7 times (Turner 4, Karlis, Steinfert, Treadwell)	44—Karlis, 1986 41—Elam, 1993 41—Karlis, 1985 40—Turner, 1973 39—Treadwell, 1989 38—Karlis, 1984 37—Turner, 1972 37—Karlis, 1987	283—Turner, 1971-79 244—Karlis, 1982-88 132—Treadwell, 1989-92 120—Mingo, 1960-64
<b>PAT Pct.</b>	1,000-many times	1,000-10 times, (Turner 3, Kroner 2, Mingo, Howfield, Hill, Karlis, Treadwell)	.983—Kroner, 1965-67 .979—Howfield, 1968-70 .971—Steinfert, 1979-81
<b>Points</b>	21—Mingo at Los Angeles 10/10/60 20—Scarpitto at Buffalo 12/18/66 20—Mingo vs. San Diego 10/6/63	137—Mingo, 1962 123—Mingo, 1960 120—Treadwell, 1989 119—Elam, 1993 112—Treadwell, 1991	742—Turner, 1971-79 655—Karlis, 1982-88 429—Treadwell, 1989-92 408—Mingo, 1960-64

## Other Scoring Records

### Most consecutive games scoring —

69—Karlis, 1984-88  
55—Turner, 1971-74  
50—Treadwell, 1989-92  
47—Turner, 1975-78

### Longest field goal —

57—Steinfert, vs. Washington 10/13/80  
55—Steinfert, at Seattle, 12/21/80  
55—Steinfert, vs. Dallas, 9/14/80  
54—Elam, vs. San Diego, 9/12/93  
53—7 times

### Most consecutive games scoring by a non-kicker —

6—Taylor, 1960-61 (Last 4 games of 1960 and first 2  
games of 1961)  
6—Denson, 1969  
6—Little, 1972  
6—V. Johnson, 1987

### Most consecutive games scoring by rushing —

5—Winder, 1985  
4—Little, 1969  
4—Keyworth, 1974  
3—Hayes, 1965  
3—Armstrong, 1974

### Most consecutive games scoring by reception —

6—Taylor, 1960-61 (Last 4 games of 1960 and first 2  
games of 1961)  
6—Denson, 1969  
6—V. Johnson, 1987  
5—Watson, 1981  
4—Scarpitto, 1963  
4—Denson, 1967  
4—Odums, 1973  
4—Upchurch, 1979

## Interception Returns for Touchdowns

Date	Opponent	Yards
Henderson	vs. New York Jets	46
Dimry	at Kansas City	26
Braxton	vs. Cincinnati	52
Henderson	at Detroit	49
Braxton	vs. Kansas City	34
Robbins	vs. Kansas City	18
Hunley	vs. San Diego	52
Haynes	vs. New England	14
Harden	at Los Angeles Raiders	40
Harden	at Philadelphia	32
Harden	at Pittsburgh	42
Foley	at Seattle	40
Woodard	at Detroit	27
Harden	vs. Kansas City	45
Robbins	at Cleveland	62
Latimer	vs. Seattle	15
Gradishar	at Cleveland	93
T. Jackson	vs. New York Jets	28
T. Jackson	vs. Baltimore	73
Wright	at Oakland	18
Jackson	at San Diego	46
Rowser	vs. Tampa Bay	32
Gradishar	vs. Tampa Bay	31
Rowser	vs. New York Jets	41
Gradishar	vs. Green Bay	44
Thompson	vs. New Orleans	38
Mitchell	at New York Jets	40
Thompson	at Houston	59
Forsberg	at Cleveland	40
Burrell	at Miami	38
Thompson	vs. Houston	57
Wilson	vs. Kansas City	70
Wilson	vs. San Diego	40
Sellers	vs. Boston	24
Bramlett	at Houston	25
Wilson	vs. San Diego	65
Griffin	vs. Houston	44
Janik	at Kansas City	22
Gonsoulin	vs. San Diego	43
McMillin	vs. New York	59
McGeever	vs. Oakland	48
Gonsoulin	vs. Oakland	64
Zeman	at New York	30
Yelverton	vs. Oakland	20
Pyeatt	at Buffalo	40

## Other Defensive Returns For Touchdowns

Date	Opponent	Yards
Brooks (fumble)	vs. Los Angeles Raiders	54
Powers (fumble)	at Seattle	22
Mecklenburg (fumble)	vs. Seattle	2
Mecklenburg (fumble)	at Phoenix	23
Kragen (fumble)	at Kansas City	17
Townsend (fumble)	vs. Kansas City	7
Woodard (fumble)	vs. Los Angeles Raiders	12
Wright (blocked FG)	vs. San Diego	60
Smith (fumble)	vs. New England	64
Wright (fumble)	vs. Green Bay	27
Foley (fumble)	vs. Green Bay	22
Jones (fumble)	at Detroit	5
Chavous (fumble)	at Los Angeles Raiders	(recovered in end zone)
Thompson (fumble)	vs. Dallas	32
Wright (fumble-lateral from Gradishar)	at Buffalo	86
Swenson (fumble)	at San Francisco	88
Nairne (blocked punt)	vs. New England	22
Carter (fumble)	vs. New England	2
Thompson (fumble- fumble by Swenson)	at Kansas City	2
Gradishar (fumble)	at Oakland	30
Thompson (fumble)	vs. New York Jets	4
Politi (fumble-lateral from Swenson)	vs. Tampa Bay	26
Jones (fumble)	vs. Cleveland	43
Smith (fumble)	at Atlanta	
Thompson (fumble)	vs. Oakland	80
Bramlett (blocked FG)	vs. San Diego	86
Griffin (blocked Punt)	vs. Houston	10

## Other Defensive Returns For Touchdowns (Continued)

	Date	Opponent	Yards
Bramlett (fumble)	9/24/65	at Boston	(recovered in end zone)
McMillin (fumble)	11/8/64	vs. San Diego	(recovered in end zone)
Cooke (fumble)	11/1/64	at Kansas City	46
McFadin (fumble)	10/13/63	vs. Houston	6
McMillin (fumble)	12/9/62	at Dallas	9
McFadin (fumble)	11/22/62	vs. New York	69
Gavin (blocked punt)	12/10/61	at Dallas	23

## TEAM — GENERAL SEASON

<b>Most consecutive victories —</b>	
10 — 1984	
8 — 1976-77 (Last 2 games of 1976 and first 6 games of 1977), and 1985-86 (Last 2 games of 1985 and first 6 games of 1986).	
6 — 1977	
4 — 1962, 1979, 1981, 1983, 1985, 1987, 1988-89 (Last game of 1988 and first 3 games of 1989) and 1989, 1991 (Last four games)	
3 — 13 times	
<b>Most consecutive games without a loss —</b>	
10 — 1984	
8 — 1976-77, 1985-86	
7 — 1973	
6 — 1977	
<b>Most consecutive defeats —</b>	
11 — 1963-64	
9 — 1967	
<b>Most consecutive games without victory —</b>	
14 — 1963-64	
9 — 1967	

## TEAM — GENERAL GAME

<b>Largest margin of victory —</b>	
43 — vs. New York Jets 9/19/76 (46-3)	
37 — at Phoenix 12/16/89 (37-0)	
37 — vs. Oakland 10/5/62 (44-7)	
35 — vs. New England 11/11/79 (45-10)	
35 — vs. Tampa Bay 11/7/76 (48-13)	
<b>Most points in one half —</b>	
38 — vs. Seattle 11/26/89	
38 — vs. New England 11/11/79	
38 — vs. Tampa Bay 11/7/76	
35 — vs. Minnesota, 11/1 8/84	
33 — vs. San Diego 10/6/63	
<b>Most points in one quarter —</b>	
26 — at New York Jets 12/3/67	
24 — vs. Buffalo 11/27/60	
24 — vs. San Diego 10/6/63	
24 — vs. Tampa Bay 11/7/76	
24 — vs. New England 11/11/79	
24 — vs. Seattle 11/26/89	

## TEAM — OFFENSE

Scoring			
	Game		Season
Most Points	50 — vs. San Diego 10/6/63		380 — 1985
	48 — at Houston 10/14/73		379 — 1987
	48 — vs. Tampa Bay 11/7/76		378 — 1986
			373 — 1993
			362 — 1989
Fewest Points	0 — San Diego 37, Denver 0 — 10/29/61		148 — 1982
	0 — at Oakland 51, Denver 0 — 9/10/67		196 — 1966
	0 — at Kansas City 16, Denver 0 — 12/6/70		203 — 1971
	0 — at San Diego 17, Denver 0 — 12/15/74		240 — 1964
	0 — at San Diego 23, Denver 0 — 10/8/78		251 — 1961
	0 — at Chicago 27, Denver 0 — 9/9/84		
	0 — at New Orleans 42, Denver 0 — 11/20/88		
	0 — at Philadelphia 30, Denver 0 — 9/20/92		
	0 — at L.A. Raiders 24, Denver 0 — 11/22/92		
Most touchdowns	6 — 10 times		45 — 1987
	Most recent: vs. Cincinnati, 9/1/91		45 — 1986
			45 — 1985
			42 — 1993
			42 — 1984
Most field goals	5 — vs. San Diego 10/6/63		27 — 1991
	4 — 17 times		27 — 1989
			27 — 1962
			26 — 1993
			26 — 1980

## TEAM RECORDS (Continued)

### Total Offense

	Game	Season
Most plays	95 — at Green Bay 9/20/87 (OT)	1152 — 1985
	88 — at Seattle 10/29/78 (OT)	1077 — 1988
	86 — vs. San Diego 11/30/75	1071 — 1989
	86 — at Chicago 12/12/76	1062 — 1981
Most total yards	543 — vs. New York Jets 9/19/76	5624 — 1987
	532 — vs. Kansas City, 11/18/74	5506 — 1988
	522 — at San Diego, 11/29/87	5496 — 1985
	507 — vs. Oakland, 12/14/80	5461 — 1993
		5426 — 1981
Ave. gain per play	8.56 — vs. San Diego 9/7/62	5.38 — 1972
	8.21 — at Houston 10/14/73	5.26 — 1987
	7.77 — vs. New England 12/17/72	5.21 — 1974
Fewest yards	5 — at Oakland 9/10/67	2837 — 1982
	26 — at Houston 9/3/66	3168 — 1966
	82 — at Philadelphia 9/20/92	3332 — 1964
		3811 — 1961

### Rushing Offense

	Game	Season
Rushing plays	60 — vs. San Diego 11/30/75	601 — 1978
	59 — at Chicago 12/12/76	554 — 1989
	59 — at Kansas City (OT) 9/24/78	524 — 1979
		523 — 1977
Rushing yards	356 — at Chicago 12/12/76	2451 — 1978
	328 — vs. San Diego 11/30/75	2157 — 1974
	292 — at Oakland 11/24/74	2093 — 1971
		2092 — 1989
Ave. gain per rush	6.68 — vs. Dallas 10/30/60	4.50 — 1972
	6.64 — vs. Houston 9/17/72	4.44 — 1974
	6.59 — vs. Buffalo 11/19/61	4.15 — 1969
Fewest yards	13 — at Oakland 10/22/72	1018 — 1982
	20 — at Dallas 12/10/61	1091 — 1961
	20 — at Dallas 12/10/61	1173 — 1966
	26 — at Washington 10/12/92	1195 — 1960

### Passing Offense

	Game	Season
Passes attempted	59 — at Green Bay 10/10/93	617 — 1985
	56 — at Los Angeles Raiders 12/26/82	581 — 1988
	56 — at Buffalo 9/15/72	568 — 1961
	56 — at Boston 9/21/62	559 — 1962
	55 — at Houston 12/20/64	
Passes completed	35 — at Houston 12/20/64	350 — 1993
	33 — at Green Bay 10/10/93	329 — 1985
	32 — vs. Kansas City 11/18/74	324 — 1988
	31 — vs. Houston 11/6/60	306 — 1986
Passes had intercepted	8 — at Houston 12/2/62	45 — 1961
	6 — 6 times	40 — 1962
Completion percentage	.917 — at L.A. Raiders 11/2/86	.633 — 1993
	.875 — vs. San Diego 9/27/81	.596 — 1981
	.870 — vs. Kansas City 12/10/78	.582 — 1982
		.579 — 1990
Touchdown passes	5 — vs. Minnesota 11/18/84	27 — 1993
	5 — vs. Buffalo 10/28/62	27 — 1981
	4 — 11 times	24 — 1988
		24 — 1987
Net yards passing	459 — vs. Kansas City 11/18/74	3691 — 1988
	431 — vs. Oakland 12/14/80	3654 — 1987
	428 — at Buffalo 9/15/62	3645 — 1985
		3538 — 1986
Fewest net yards	-53 — at Oakland 9/10/67	1682 — 1967
	-7 — at Houston 9/3/66	1819 — 1982
	1 — at Pittsburgh 9/4/83	1995 — 1966
Fewest times Denver passers thrown for loss	0 — Many times	22 — 1971
		24 — 1982
		24 — 1965
		27 — 1973

## TEAM RECORDS (Continued)

Most times	11 — vs. Buffalo 12/13/64	63 — 1963
Denver passers	11 — vs. Oakland 11/5/67	61 — 1981
thrown for loss	10 — at Oakland 12/8/75	61 — 1964
	10 — at Oakland 10/31/76	58 — 1967
Most yardage	95 — vs. Oakland 11/5/67	590 — 1963
Denver passers	84 — vs. Buffalo 12/13/64	520 — 1964
thrown for loss	78 — vs. Boston 9/29/63	508 — 1967
	78 — vs. Kansas City 12/14/68	

### First Downs

	Game	Season
Most first downs	34 — vs. Kansas City 11/18/74	339 — 1985
	31 — at San Diego 11/29/87	338 — 1988
	31 — vs. Houston 10/6/85	331 — 1987
	31 — vs. New York Jets 9/19/76	323 — 1990
First downs rushing	19 — vs. San Diego 11/30/75	132 — 1987
	19 — at Chicago 12/12/76	130 — 1979
	17 — at Seattle 10/29/78 (OT)	129 — 1978
First downs passing	25 — vs. Kansas City 11/24/74	196 — 1988
	23 — at Houston 12/20/64	192 — 1985
	22 — vs. Oakland 12/14/80	184 — 1986
First downs penalty	11 — vs. Houston 10/6/85	41 — 1986
	7 — vs. L.A. Raiders 9/7/86	38 — 1983
	6 — vs. Houston 9/7/64	36 — 1988
	5 — 13 times	
Fewest first downs	0 — at Houston 9/3/66	170 — 1982
	3 — at Oakland 9/10/67	171 — 1966
	4 — at Philadelphia 9/20/92	172 — 1967
	7 — three times	207 — 1964

### Punts

	Game	Season
Most punts	12 — at Oakland 9/10/67	105 — 1967
	12 — vs. Cincinnati 10/6/68	96 — 1984
	12 — at Buffalo 10/25/81	96 — 1968
		96 — 1978
Fewest punts	0 — at Minnesota, 11/4/90	45 — 1982
	0 — vs. Dallas 10/8/61	59 — 1962
	1 — 5 times	60 — 1990
		60 — 1972
		63 — 1975
Best average	(Min. of 4 punts)	
	57.20 — vs. L.A. Raiders 9/26/88	45.2 — 1966
	56.60 — vs. Seattle 11/25/84	45.1 — 1973
	55.80 — vs. San Diego 12/16/90	45.0 — 1982
	55.00 — at New England, 12/1/91	
Poorest average		35.1 — 1976
		36.4 — 1978
		37.3 — 1960
Best net average (category originated in 1976)	(Min. of 4 punts)	38.5 — 1990
	52.8 — vs. L.A. Raiders 9/26/88	37.9 — 1988
	52.3 — at Houston 12/4/77	37.8 — 1982
	48.3 — vs. San Francisco 9/19/82	37.7 — 1992

### Punt Returns

	Game	Season
Most returns	8 — at Buffalo 9/20/70	63 — 1970
	8 — at Kansas City 10/6/74	58 — 1977
	8 — vs. San Diego 11/30/75	51 — 1976
	8 — at Baltimore 10/22/78	51 — 1978
	8 — vs. San Diego, 12/27/87	51 — 1981
Most return yards	167 — vs. Pittsburgh 11/6/77	712 — 1977
	150 — vs. San Diego 12/27/87	640 — 1976
	128 — vs. San Francisco 9/19/82	582 — 1978
Best average		14.5 — 1982
		13.5 — 1967
		12.9 — 1963

## TEAM RECORDS (Continued)

### Kickoff Returns

	Game	Season
Most returns	10 — at Indianapolis 10/31/88	78 — 1963
	10 — vs. Boston 10/4/64	76 — 1964
	10 — at San Diego, 12/22/63	71 — 1965
Most return yards	295 — vs. Boston 10/4/64	1801 — 1963
	289 — vs. Kansas City 9/7/63	1758 — 1964
	238 — at Kansas City 10/8/63	1731 — 1965
Best average		26.9 — 1966
		25.3 — 1967
		24.5 — 1975

### Fumbles

	Game	Season
Most fumbles	6 — 6 times	40 — 1961
		36 — 1966
		36 — 1984
Most fumbles lost	5 — vs. Cleveland 10/19/75	23 — 1961
	5 — vs. Chicago 9/30/73	19 — 1983
	4 — 8 times	18 — 1993
		18 — 1981
		18 — 1979
Fewest fumbles	0 — Many times	15 — 1969
		21 — 1973
		23 — 4 times
Fewest fumbles lost	0 — Many times	8 — 1985
		8 — 1964
		9 — 1969
		9 — 1973

### Penalties

	Game	Season
Most penalties	15 — vs. Tampa Bay 11/7/76	132 — 1978
	14 — at Kansas City 9/20/93	116 — 1979
	14 — vs. Oakland 10/17/76	112 — 1993
	14 — at N. Y. Jets 10/28/73	108 — 1990
Most yards penalized	160 — vs. Tampa Bay 11/7/76	1097 — 1978
	134 — vs. Pittsburgh 11/6/77	1006 — 1979
	132 — vs. Oakland 10/17/76	986 — 1976
Fewest penalties	0 — at Chicago 12/18/93	48 — 1967
	0 — vs. Kansas City 12/17/67	54 — 1960
	1 — 13 times	54 — 1982
Fewest yards penalized	0 — at Chicago 12/18/93	501 — 1960
	0 — vs. Kansas City 12/17/67	512 — 1967
	0 — at Boston 9/21/62	516 — 1982
	5 — 5 times	

## TEAM — DEFENSE

### Total Defense

	Game	Season
Fewest plays allowed	40 — vs. San Diego 10/6/63	616 — 1982
	42 — vs. Green Bay 12/30/90	826 — 1971
	42 — vs. San Diego 11/30/75	838 — 1970
		847 — 1963
Fewest yards allowed	60 — at Cleveland 10/24/71	3169 — 1982
	66 — vs. Chicago 12/5/71	3705 — 1970
	70 — vs. San Diego 11/2/69	3722 — 1976
Lowest yield per play	1.12 — vs. Chicago 12/5/71	4.01 — 1977
	1.25 — vs. San Diego 11/2/69	4.14 — 1976
	1.30 — at Cleveland 10/24/71	4.38 — 1978

### Rushing Defense

	Game	Season
Fewest rushes allowed	10 — at San Diego 11/29/87	293 — 1982
	10 — at San Diego 10/12/86	384 — 1965
	11 — at N. Y. Jets 12/3/67	397 — 1993
		409 — 1970



# TEAM DEFENSE RECORDS (Continued)

Fewest yards allowed	0 — at Kansas City 12/19/65	935 — 1982
	18 — vs. Pittsburgh 9/27/70	1337 — 1965
	20 — at San Diego 10/2/88	1351 — 1970
		1418 — 1993
		1530 — 1977
Lowest yield per rush	0.00 — at Kansas City 12/19/65	3.19 — 1982
	0.64 — vs. Pittsburgh 9/27/70	3.26 — 1977
	1.47 — at Cincinnati 12/14/69	3.30 — 1970

## Passing Defense

	Game	Season
Fewest attempts by opponents	10 — at Kansas City (OT) 9/24/78	307 — 1982
	12 — at Kansas City 10/18/81	348 — 1975
	13 — at Minnesota 11/4/90	356 — 1971
Fewest completions by opponents	2 — at Chicago 12/12/76	150 — 1971
	5 — at Green Bay 9/26/71	172 — 1982
	5 — vs. Dallas 10/8/61	181 — 1975
Lowest completion percentage allowed	.118 — at Chicago 12/12/76	.421 — 1971
	.226 — vs. Chicago 12/5/71	.448 — 1961
	.259 — at Cleveland 10/24/71	.459 — 1965
Fewest net yards allowed	-7 — vs. Chicago 12/5/71	1985 — 1971
	18 — at Kansas City 12/6/70	2026 — 1976
	33 — vs. Kansas City 10/4/70	2032 — 1975
Fewest TD passes allowed	0 — Many times	8 — 1976
		9 — 1978
		11 — 1979
		11 — 1977
Highest percentage interception of opponent passes		.073 — 1964
		.071 — 1978
		.070 — 1960
Most opponent passes intercepted	7 — at Oakland 10/16/77	32 — 1964
	6 — 4 times	31 — 1984
		31 — 1978
Most yards interceptions returns	133 — at Buffalo 9/18/60	510 — 1984
	117 — vs. Oakland 10/5/62	491 — 1977
	111 — vs. San Diego 12/27/87	483 — 1962
	111 — at Detroit 10/7/84	
Most times opponent passers thrown for loss	10 — at Cincinnati 10/19/69	57 — 1984
	9 — vs. Chicago 12/5/71	52 — 1991
	9 — vs. Buffalo 11/19/61	50 — 1970
		50 — 1992
Most yardage opponent passers thrown for loss	95 — vs. New York 11/15/64	459 — 1986
	86 — vs. Seattle 11/26/89	456 — 1970
	76 — vs. Kansas City 10/4/70	447 — 1964
	75 — vs. New England 12/17/72	
Lowest yield per pass attempt		5.00 — 1964
		5.49 — 1961
		5.52 — 1972
Lowest yield per pass completion		10.60 — 1976
		10.64 — 1972
		10.67 — 1979

## Punting

	Game	Season
Lowest opponent average	(4 or more punts)	
	30.0 — vs. Buffalo 11/27/60	37.3 — 1976
	30.3 — at Minnesota (OT) 9/11/78	39.0 — 1960
	30.4 — at Houston 10/26/69	39.4 — 1982

# TEAM DEFENSE RECORDS (Continued)

## Punt Returns

	Game	Season
Lowest opponent average		4.81 — 1978
		6.13 — 1968
		7.03 — 1969

## Kickoff Returns

	Game	Season
Lowest opponent average		17.14 — 1961
		17.44 — 1989
		17.68 — 1991
		17.76 — 1993
		17.91 — 1983

## Fumbles

	Game	Season
Most opponent fumbles recovered	6 — at Buffalo 12/2/79	24 — 1984
	5 — at Boston 11/6/66	23 — 1981
	5 — vs. Buffalo 12/13/64	22 — 1989
	5 — at Oakland 10/14/62	21 — 1983
		21 — 1964
Fewest opponent fumbles recovered	0 — Many times	7 — 1982
		10 — 1991
		11 — 1974
		12 — 1985
		12 — 1980
		12 — 1972
		12 — 1968
		12 — 1967

## First Downs

	Game	Season
Fewest opponent first downs	3 — vs. San Diego 11/30/75	176 — 1982
	5 — at Chicago 12/12/76	199 — 1970
	6 — vs. Oakland 11/20/66	206 — 1971
	6 — at Cleveland 10/24/71	217 — 1977
Fewest opponent first downs rushing	1 — vs. New England, 12/1/91	53 — 1982
	1 — at Phoenix 12/16/89	67 — 1970
	1 — vs. Pittsburgh 11/5/89	77 — 1977
	1 — vs. Cincinnati 12/14/69	81 — 1991
	1 — at Cleveland 10/24/71	
	1 — at Los Angeles 12/12/72	
Fewest opponent first downs passing	1 — San Diego 11/30/75	91 — 1971
	1 — at Chicago 12/12/76	104 — 1976
	2 — Dallas 10/8/61	104 — 1982
		106 — 1975
Fewest opponent first downs penalty	0 — Many Times	12 — 1968
		13 — 1993
		13 — 1984
		14 — 1991
		14 — 1989
		14 — 1970

## Penalties

	Game	Season
Most opponent penalties	15 — vs. Houston 10/6/85	138 — 1983
	16 — vs. Chicago 10/16/78	126 — 1986
	14 — at San Francisco 10/9/88	118 — 1979
		116 — 1988
Most yards opponent penalized	188 — vs. Houston 10/6/85	1033 — 1979
	147 — vs. Chicago 10/16/78	1034 — 1986
	145 — at Seattle 12/8/79	956 — 1988
Fewest yards opponent penalized	0 — at Oakland 12/19/71	516 — 1963
	4 — at Miami 12/20/75	571 — 1982
	5 — Four times	573 — 1964
		576 — 1966

## TEAM DEFENSE RECORDS (Continued)

Scoring		
Game		Season
Fewest points	0 — at Cleveland 9/27/92	148 — 1977
	0 — at Phoenix 12/16/89	198 — 1978
	0 — at San Diego 10/2/88	206 — 1976
	0 — vs. San Diego 12/27/87	
	0 — vs. Detroit 11/1/87	
	0 — vs. San Diego 11/2/69	
	0 — at Cleveland 10/24/71	
	0 — vs. San Diego 10/3/76	
	0 — at San Diego 11/14/76	
	0 — vs. St. Louis 9/18/77	
	0 — vs. Cincinnati 9/2/79	
	0 — vs. San Diego 10/7/79	
	0 — at Oakland 10/4/81	
	0 — vs. Kansas City 9/23/84	
Fewest touchdowns allowed	0 — Many times	18 — 1977
		21 — 1978
		22 — 1991
Fewest field goals allowed	0 — Many times	8 — 1977
		12 — 1976
		13 — 1961

## OPPONENT INDIVIDUAL RECORDS

### Total Offense

**MOST PLAYS** — 60, Joe Namath, at N. Y. Jets, 12/3/67. **YARDS GAINED** — 448, Len Dawson, at Kansas City, 11/1/64. **GAIN PER PLAY** — (10 or more plays) — 21.62, Jacky Lee, at Houston 11/29/60.

### Rushing

**MOST RUSHES** — 36, Earl Campbell, Houston, 11/2/80. **YARDS GAINED** — 192, Curt Warner, at Seattle, 12/20/86. **GAIN PER RUSH** (8 or more rushes) — 12.50, Abner Haynes, at Miami, 9/17/67 and 12.50 Booker Russell, vs. Oakland, 11/25/79. **LONGEST SCORING RUN** — 82, Joe Delaney, at Kansas City, 10/18/81. **LONGEST NON-SCORING RUN** — 76, Willmer Fowler, Buffalo, 11/27/60, and 76, Walter Payton, Chicago, 10/16/78.

### Passing

**ATTEMPTS** — 60, Joe Namath, at N. Y. Jets, 12/3/67. **COMPLETIONS** — 31, Jim Krieg, vs. Seattle, 11/20/83, Joe Gilliam, Pittsburgh (OT), 9/22/74. **HAD INTERCEPTED** — 7, Ken Stabler, at Oakland, 10/16/77. **YARDS GAINED** — 435, Len Dawson, at Kansas City, 11/1/64. **COMPLETION PERCENTAGE** (10 or more passes) — .813, Bob Berry, at Atlanta, 11/26/72. **TOUCHDOWNS** — 6, Len Dawson, at Kansas City, 11/1/64. **LONGEST SCORING PLAY** — 92, Len Dawson to Tom Brooker, Dallas, 11/18/62, Jacky Lee to Bill Groman, at Houston, 11/20/60. **LONGEST NON-SCORING PLAY** — 77, Tom Flores to Art Powell, Oakland, 11/29/64.

### Receiving

**RECEPTIONS** — 13, Andre Reed, at Buffalo, 9/18/89. **YARDS GAINED** — 213, Curtis McClinton, at Kansas City, 12/19/65. **TOUCHDOWNS** — 4, Lance Alworth, San Diego, 12/1/68.

### Punting

**MOST PUNTS** — 11, Dennis Partee, San Diego, 11/30/75. 11, Bob Parsons, at Chicago, 12/12/76. **AVERAGE** (4 or more punts) — 57.40, Steve O'Neal, New York, 9/21/69. **LONGEST PUNT** — 98, Steve O'Neal, New York, 9/21/69.

### Punt Returns

**MOST RETURNS** — 9, Rodger Bird, at Oakland, 9/10/67. **RETURN YARDS** — 143, Rodger Bird, at Oakland, 9/10/67. **LONGEST SCORING RETURN** — 82, Bobby Jancik at Houston, 12/20/64. **LONGEST NON-SCORING RETURN** — 72, Greg Pruitt, at Cleveland, 10/27/74.

## OPPONENT RECORDS (Continued)

### Kickoff Returns

**MOST RETURNS** — 6, Cliff Austin, at Atlanta, 9/22/85. **RETURN YARDS** — 164, Dave Grayson, Kansas City, 10/11/64. **LONGEST SCORING RETURN** — 106, Noland Smith, Kansas City, 12/17/67. **LONGEST NON-SCORING RETURN** — 80, Dave Grayson, Kansas City, 10/11/64.

### Interceptions

**MOST INTERCEPTIONS** — 3 held by nine players. **RETURN YARDS** — 99, Bobby Hunt, at Kansas City, 12/8/63. **LONGEST SCORING RETURN** — 80, Coy Bacon, San Diego, 11/11/73. **LONGEST NON-SCORING RETURN** — 87, Ron Hall, Boston 9/18/66.

### Scoring

**TOUCHDOWNS** — 4, six players. **FIELD GOALS** — 6, Gino Cappelletti, Boston, 10/4/64; 6, Gary Anderson, at Pittsburgh, 10/23/88. **LONGEST FIELD GOAL** — 58, Steve Cox, vs. Cleveland, 12/4/83. **POINTS** — 24, Frank Jackson, at Dallas, 12/10/61. 24, Bert Coan, Kansas City, 10/23/66. 24, Lance Alworth, San Diego, 12/1/68. 24, Chuck Muncie, at San Diego, 11/29/81. 24, Eric Dickerson, at Indianapolis, 10/31/88. 24, Curt Warner, at Seattle, 12/11/88.

## OPPONENT SINGLE GAME TEAM RECORDS

### Scoring

**POINTS** — 59, Kansas City, 9/7/63.

### Total Offense

**PLAYS** — 93, Pittsburgh (OT), 9/22/74. **YARDS GAINED** — 634, at Oakland, 10/25/64. **GAIN PER PLAY** — 10.30, San Diego, 10/6/63. **FEWEST YARDS GAINED** — 60, at Cleveland, 10/24/71.

### Rushing

**RUSHES** — 62, at New England, 11/28/76. **YARDS GAINED** — 380, Kansas City, 10/23/66. **GAIN PER RUSH** — 9.27, Kansas City, 10/23/66. **FEWEST YARDS GAINED** — 0, at Kansas City, 12/19/65.

### Passing

**ATTEMPTS** — 62, at New York, 12/3/67. **COMPLETIONS** — 31, vs. Seattle, 11/20/83, Pittsburgh (OT), 9/22/74. **HAD INTERCEPTED** — 7, at Oakland, 10/16/77. **MOST YARDS GAINED** — 427, at Oakland, 10/25/64. **FEWEST YARDS GAINED** — (-7), Chicago, 12/5/71. **COMPLETION PERCENTAGE** — .870, at New Orleans, 11/20/88.

### First Downs

**TOTAL FIRST DOWNS** — 33, Pittsburgh (OT), 9/22/74. **RUSHING** — 21, at New England, 11/28/76. **PASSING** — 22, at San Diego, 11/28/82. **PENALTY** — 6, Miami, 12/4/66. 6, at Oakland, 11/9/69.

### Punting

**MOST PUNTS** — 11, San Diego, 11/30/75, and at Chicago, 12/12/76. **BEST AVERAGE (4 or more punts)** — 57.40, NY Jets, 9/21/69.

### Punt Returns

**MOST RETURNS** — 9, at Oakland, 9/10/67. **RETURN YARDS** — 143, at Oakland, 9/10/67.

### Kickoff Returns

**MOST RETURNS** — 9, at Houston, 10/14/73, and at San Diego, 12/9/73. **RETURN YARDS** — 238, at Kansas City, 10/8/66.

## TWO TEAM RECORDS

### Scoring

**POINTS** — 91 — N.Y. Titans, 46, Denver 45, 11/22/62.

## OPPONENT RECORDS (Continued)

### Total Offense

**PLAYS** — 161 — Denver 88, Seattle 73(OT), 10/29/78; 161 — Denver 84, at L.A. Raiders 77 (OT), 10/28/84. **YARDS GAINED** — 1, 057 — Denver 476, at San Diego 581, 10/20/68.

### Rushing

**MOST RUSHES** — 100 — Denver 59, at Kansas City 41 (OT), 9/24/78. **YARDS GAINED** — 472 — Denver 356, at Chicago 116, 12/12/76.

### Passing

**ATTEMPTS** — 97 — Denver 53, at Houston 44, 12/2/62. **COMPLETIONS** — 63 — Denver 35, at Houston 18, 12/20/64. **HAD INTERCEPTED** — 13 — Denver 8, at Houston 5, 12/2/62. **YARDS GAINED** — 708 — Denver 321, at San Diego 387, 10/20/68.

### Other

**TOTAL FIRST DOWNS** — 58 — Denver 34, Kansas City 24, 11/18/74. **FUMBLES** — 12 — Denver 6, at Boston 6, 11/6/66, and Denver 5, Buffalo 7, 12/13/64. **FUMBLES LOST** — 10 — Denver 5, at Boston 5, 11/6/66. **YARDS PENALIZED** — 273 — Denver 128, at Seattle 145, 12/8/79. **FEWEST YARDS PENALIZED** — 20 — Denver 15, Kansas City 5, 12/14/85.

## DENVER BRONCOS 1994 ROAD GAME HOTELS

Opponent	Date	Hotel
Los Angeles Raiders	Sunday July 31 7:00 p.m.	<b>Hotel Rey Juan Carlos</b> Avda. Diagonal 661-671 08028 Barcelona, Spain 34-3-448 08 08
San Francisco 49ers	Friday August 12 5:00 p.m.	<b>The Westin Hotel</b> 1 Old Bayshore Highway Millbrae, California 94030 (415) 692-3500
Dallas Cowboys	Sunday August 21 7:00 p.m.	<b>Loews Anatole Hotel</b> 2201 Stemmons Freeway Dallas, Texas 75207 (214) 748-1200
New York Jets	Sunday September 11	<b>The Sheraton Meadowlands</b> 2 Meadowlands Plaza East Rutherford, New Jersey 07073 (201) 896-0500
Buffalo Bills	Monday September 26	<b>The Buffalo Hilton</b> 120 Church Street Buffalo, New York 14202 (716) 845-5100
Seattle Seahawks	Sunday October 9 1:00 p.m.	<b>Embassy Suites Lynnwood</b> 20610 44th Avenue West Lynnwood, Washington 98036 (206) 775-2500
San Diego Chargers	Sunday October 23 1:00 p.m.	<b>The Pan-Pacific Hotel</b> 400 West Broadway San Diego, California 92101 (619) 239-4500
Los Angeles Rams	Sunday November 6 1:00 p.m.	<b>The Westin South Coast Plaza</b> 686 Anton Boulevard Costa Mesa, California 92626 (714) 540-2500
Kansas City Chiefs	Sunday December 4 3:00 p.m.	<b>Doubletree Hotel Corporate Woods</b> 10100 College Boulevard Overland Park, Kansas 66210 (913) 451-6100
Los Angeles Raiders	Sunday December 11 1:00 p.m.	<b>Hotel Intercontinental Los Angeles</b> 251 South Olive Street Los Angeles, California 90012 (213) 617-3300
San Francisco 49ers	Sunday December 17 1:00 p.m.	<b>The Westin Hotel</b> 1 Old Bayshore Highway Millbrae, California 94030 (415) 692-3500

## POSTSEASON RECORDS

### INDIVIDUAL RECORDS

#### Career

#### SERVICE

Most games played .....	14 — John Elway
Most games started .....	14 — Karl Mecklenburg
	13 — John Elway
	13 — Ken Lanier
	13 — Karl Mecklenburg
	13 — Dennis Smith

#### TOTAL OFFENSE

Most rushing and passing plays .....	509 — John Elway
Most total yards .....	3,693 — John Elway
Highest average gain per play .....	9.63 — Gary Kubiak

#### RUSHING

Most rushing attempts .....	144 — Sammy Winder
Most rushing yards .....	461 — Sammy Winder
Highest average per attempt .....	5.24 — John Elway

#### PASSING

Most passes attempted .....	431 — John Elway
Most passes completed .....	229 — John Elway
Highest completion pct. ....	.842 — Gary Kubiak (16 of 19)
Most yards passing .....	3,321 — John Elway
Most TD passes .....	19 — John Elway
Most interceptions thrown .....	18 — John Elway

#### RECEIVING

Most receptions .....	40 — Vance Johnson
Most yards by reception .....	715 — Vance Johnson
Highest average per reception .....	24.15 — Haven Moses

#### PUNTING

Most punts .....	46 — Mike Horan
Highest average per punt .....	45.70 — Luke Prestridge

#### INTERCEPTIONS

Most interceptions .....	3 — Bob Swenson
Most yards, int. returns .....	57 — Mark Haynes

#### PUNT RETURNS

Most punt returns .....	13 — Vance Johnson
Most yards, punt returns .....	115 — Vance Johnson
Highest average per return .....	9.20 — Rick Upchurch

#### KICKOFF RETURNS

Most kickoff returns .....	21 — Ken Bell
Most yards, kickoff returns .....	383 — Ken Bell
Highest average per return .....	27.25 — John Schultz

#### SCORING

Most touchdowns scored .....	4 — John Elway
	4 — Vance Johnson
Most PATs attempted .....	19 — Rich Karlis
Most PATs made .....	19 — Rich Karlis
Most field goals attempted .....	18 — Rich Karlis
Most field goals made .....	12 — Rich Karlis
Highest field goal percentage .....	.667 — Rich Karlis
Most points scored .....	55 — Rich Karlis



## INDIVIDUAL RECORDS

### Game and Single Play

#### TOTAL OFFENSE

Most rushing and passing plays .....	52 — Elway at L.A. Raiders, 1/9/94
Most total yards .....	424 — Elway vs. Cleveland, 1/14/90
Highest average gain per play .....	10.34 — Elway vs. Cleveland, 1/14/90

#### RUSHING

Most rushing attempts .....	26 — Winder at Cleveland, 1/11/87
Most rushing yards .....	102 — Winder vs. New England, 1/4/87
Highest average per attempt .....	5.37 — Winder vs. New England, 1/4/87
Longest run from scrimmage .....	42 — Lang vs. Cleveland, 1/17/88

#### PASSING

Most attempts .....	47 — Elway at L.A. Raiders, 1/9/94
Most completions .....	29 — Elway at L.A. Raiders, 1/9/94
Highest completion percentage .....	.917 — Kubiak at Buffalo, 1/12/92 (11 of 12)
Most yards passing .....	385 — Elway vs. Cleveland, 1/14/90
Most touchdown passes .....	3 — Elway at L.A. Raiders, 1/9/94 3 — Elway vs. Cleveland, 1/14/90 3 — Elway vs. Cleveland, 1/17/88
Longest scoring pass .....	80 — Elway to Jackson vs. Cleveland, 1/17/88
Longest non-scoring pass .....	55 — Elway to V. Johnson vs. Houston, 1/10/88

#### RECEIVING

Most receptions .....	13 — Sharpe at L.A. Raiders, 1/9/94
Most yards receiving .....	177 — Watson vs. Pittsburgh, 12/30/84
Highest average per reception .....	33.60 — Moses vs. Oakland, 1/1/78

#### PUNTING

Most punts .....	7 — Horan vs. Washington, 1/31/88
Highest average per punt .....	49.00 — Horan vs. New England, 1/4/87
Longest punt .....	76 — Horan at Buffalo, 1/12/92

#### INTERCEPTIONS

Most interceptions .....	2 — D. Smith vs. Cleveland, 1/14/90 2 — T. Jackson vs. Pittsburgh, 12/24/77
Longest interception return .....	57 — Haynes vs. Houston, 1/10/88

#### PUNT RETURNS

Most punt returns .....	4 — V. Johnson vs. Cleveland, 1/14/90
Longest punt return .....	22 — Upchurch at Pittsburgh, 12/30/78

#### KICKOFF RETURNS

Most kickoff returns .....	6 — Carrington vs. San Francisco, 1/28/90
Longest kickoff return .....	67 — Upchurch vs. Dallas, 1/15/78

#### SCORING

Most touchdowns scored .....	2 — five players
Most PATs .....	5 — Rich Karlis vs. Cleveland, 1/17/88
Most field goals attempted .....	4 — Treadwell vs. Cleveland, 1/14/90 4 — Karlis vs. New York Giants, 1/25/87
Most field goals made .....	3 — Treadwell vs. Cleveland, 1/14/90 3 — Karlis at Cleveland, 1/11/87
Longest field goals .....	49 — Treadwell vs. Houston, 1/4/92
Most points scored .....	13 — Treadwell vs. Cleveland, 1/14/90

## TEAM RECORDS

### Offense

#### SCORING

Most points scored .....	38 vs. Cleveland, 1/17/88
Most points, one half .....	27 vs. Cleveland, 1/14/90
Most points, one quarter .....	14 at L.A. Raiders, 1/9/94 14 vs. Cleveland, 1/14/90 14 vs. Cleveland, 1/17/88

#### FIRST DOWNS

Most total first downs .....	26 at L.A. Raiders, 1/9/94 26 vs. Houston, 1/4/92
Most first downs, rushing .....	13 vs. Houston, 1/4/92
Most first downs, passing .....	18 at L.A. Raiders, 1/9/94
Most first downs, penalty .....	4 at L.A. Raiders, 1/9/94

#### TOTAL OFFENSE

Most offensive plays .....	77 at Cleveland, 1/11/87
Most yards, total offense .....	497 vs. Cleveland, 1/14/90
Highest average gain per play .....	7.14 vs. Pittsburgh, 1/7/90

#### RUSHING

Most attempts .....	42 vs. New England, 1/4/87
Most rushing yards .....	188 vs. New England, 1/4/87
Highest average gain per rush .....	5.71 vs. Washington, 1/31/88

#### PASSING

Most passes attempted .....	54 at L.A. Raiders, 1/9/94
Most passes completed .....	32 at L.A. Raiders, 1/9/94
Highest completion percentage .....	706 at Seattle, 12/24/83
Most net yards passing .....	377 vs. Cleveland, 1/14/90
Most touchdown passes .....	3 at L.A. Raiders, 1/9/94 3 vs. Cleveland, 1/14/90 3 vs. Cleveland, 1/17/88
Most passes had intercepted .....	4 vs. Dallas, 1/15/78
Most times sacked .....	6 at Houston, 12/23/79 6 at Pittsburgh, 12/30/78

#### FUMBLES

Most fumbles .....	4 at Buffalo, 1/12/92
Most fumbles lost .....	4 vs. Dallas, 1/15/78 4 vs. Dallas, 1/15/78

#### PENALTIES

Most penalties .....	10 at L.A. Raiders, 1/9/94
Most yards penalized .....	104 at Pittsburgh, 12/30/78
Fewest penalties .....	1 vs. Cleveland, 1/14/90 1 vs. Pittsburgh, 12/30/84
Fewest yards penalized .....	5 vs. Cleveland, 1/14/90 5 vs. Pittsburgh, 12/30/84

## TEAM RECORDS

### Defense

#### TOTAL DEFENSE

Fewest plays allowed .....	53 at L.A. Raiders, 1/9/94 53 at Seattle, 12/24/83
Fewest yards allowed .....	213 at Buffalo, 1/12/92
Lowest yield per play .....	3.49 at Buffalo, 1/12/92
Fewest downs allowed .....	10 at Buffalo, 1/12/92 10 vs. Houston, 1/10/88

#### FIRST DOWNS

Fewest first downs allowed .....	12 at Buffalo, 1/12/92 12 vs. New England, 1/4/87
Fewest first downs, rushing .....	3 vs. Cleveland, 1/14/90
Fewest first downs, passing .....	5 at Buffalo, 1/12/92
Fewest first downs, penalty .....	0, six times

#### RUSHING DEFENSE

Fewest rushing attempts allowed .....	14 vs. Cleveland, 1/14/90
Fewest rushing yards allowed .....	66 vs. Cleveland, 1/14/90
Lowest yield per rush .....	2.61 vs. Oakland, 1/1/78

## PASSING DEFENSE

Fewest opponent attempts	13 at Seattle, 12/24/83
Fewest opponent completions	10 at Houston, 12/23/79
Fewest net yards allowed	109 at Buffalo, 1/12/92
Lowest comp. pct. by opponent	43.2 vs. Cleveland, 1/14/90 (19 of 44)
Most passes intercepted	3 vs. Pittsburgh, 12/24/77
Most times passer sacked	6 vs. New England, 1/4/87

## FUMBLES

Most opponent fumbles	6 vs. Dallas, 1/25/87
Most opp. fumbles recovered	3 vs. Cleveland, 1/17/88

## PENALTIES

Most opponent penalties	17 at L.A. Raiders, 1/9/94
Most yards opponents penalized	130 at L.A. Raiders, 1/9/94

## DENVER BRONCOS TRAINING CAMP SITES

1960-61	Colorado School of Mines, Golden
1962-64	Colorado State University, Fort Collins
1965-66	Colorado School of Mines, Golden
1967-71	Broncos headquarters, Adams County
1972-75	California Poly, Pomona, California
1976-81	Colorado State University, Fort Collins
1982-94	University of Northern Colorado, Greeley

## BRONCOS' RECORD ON ARTIFICIAL TURF

Opponent	Record	Postseason
Buffalo	3-5	0-1
Chicago	1-3	
Cincinnati	1-3	
Dallas	0-1	0-1
Detroit	1-2	
Houston	3-5	0-1
Indianapolis	3-1	
Kansas City	10-21	
Miami	0-1	
Minnesota	1-2	
New England	1-2	
New Orleans	0-1	
New York Giants	1-1	
New York Jets	1-1	
Philadelphia	1-3	
Pittsburgh	5-3	0-1
San Francisco		0-1
St. Louis	0-0-1	
Seattle	7-10	0-1
Total	39-65-1	0-6
Division record	17-31	
Non-division record	22-34-1	

## PLAYER HISTORY

### ALL-TIME HONORS

**1993** — Pro Bowl: Steve Atwater, John Elway, Karl Mecklenburg, Shannon Sharpe, Dennis Smith, All-NFL: Shannon Sharpe (AP, Pro Football Weekly/Pro Football Writers of America, The Sporting News, Sports Illustrated, College & Pro Football Newsweekly, Football Digest), John Elway (AP 2nd team, College & Pro Football Newsweekly 2nd team, Football Digest 2nd team), Simon Fletcher (Football Digest 2nd team), Dennis Smith (College & Pro Football Newsweekly 2nd team), Gary Zimmerman (AP 2nd team, College & Pro Football Newsweekly 2nd team), All-AFC: Steve Atwater (UPI, Football News), John Elway (UPI, Football News), Shannon Sharpe (UPI, Football News), NFL All-Rookie: Jason Elam (Pro Football Weekly/Pro Football Writers of America, Football News, College & Pro Football Newsweekly, Football Digest), AFC Most Valuable Player: John Elway (NFL Players Association), AFC Player of the Year: John Elway (Football News), AFC Offensive Player of the Year: John Elway (UPI, Kansas City 101 Club), Rookie Coach of the Year: Wade Phillips (College & Pro Football Newsweekly), Broncos Most Valuable Players (Earl Hartman Award): John Elway, Simon Fletcher, Reggie Rivers, Most Inspirational Player (Earl Hartman Award): John Elway, Bob Martin Award (For cooperation with local media): Tyrone Braxton.

**1992** — Pro Bowl: Steve Atwater, Michael Brooks, Shannon Sharpe, All-NFL: Steve Atwater (AP, Pro Football Weekly/Pro Football Writers of America, The Sporting News, Football Digest, NEA), Michael Brooks (Sports Illustrated, College and Pro Football Newsweekly 2nd team), Greg Kragen (AP 2nd team, College and Pro Football Newsweekly 2nd team), All-AFC: Steve Atwater (Football News), NFL All-Rookie: Russell Freeman (Football News, College and Pro Football Newsweekly), Arthur Marshall (Pro Football Weekly/Pro Football Writers of America, Football News, College and Pro Football Newsweekly), Colorado Sports Hall of Fame Pro Athlete of the Year: Michael Brooks, Broncos Most Valuable Players (Earl Hartman Award): John Elway, Simon Fletcher, Keith Traylor, Most Inspirational Player (Bob Peck Award): Dennis Smith, Bob Martin Award (For cooperation with local media): Reggie Rivers.

**1991** — Pro Bowl: Steve Atwater, Gaston Green, Karl Mecklenburg, Dennis Smith, All-NFL: Steve Atwater (AP, Pro Football Weekly, College and Pro Football Newsweekly 2nd-team), Greg Kragen (Sports Illustrated), All-AFC: Steve Atwater (Football News, Pro Football Weekly), AFC Coach of the Year: Dan Reeves (Football News, Kansas City 101 Club), NFL Rookie of the Year: Mike Croel (Bert Bell Award-World Almanac, Pro Football Weekly, Washington Touchdown Club, Pro-Set), AFC Defensive Rookie of the Year: Mike Croel (AP, College and Pro Football Newsweekly), NFL All-Rookie: Mike Croel (Football News, Pro Football Weekly, College and Pro Football Newsweekly, Football Digest), Reggie Johnson (Pro Football Digest), Keith Traylor (Pro Football Weekly, Football Digest), Earl Hartman Awards (Broncos Most Valuable Players): John Elway, Dennis Smith, Alton Montgomery, Bob Peck Memorial Award (Most Inspirational Player): Kenny Walker, Bob Martin Award (For cooperation with local media): Greg Kragen.

**1990** — Pro Bowl: Steve Atwater, Bobby Humphrey, Dennis Smith, All-NFL: Steve Atwater (College and Pro Football Newsweekly-second team), Mike Horan (College and Pro Football Newsweekly-second team), All-AFC: Steve Atwater (UPI, Football News), Mike Horan (UPI-second team, Football News), Hartman Award (Broncos Most Valuable Players): Bobby Humphrey, Steve Atwater, Kevin Clark, Bob Peck Memorial Award (Most Inspirational Player): Keith Kartz, Bob Martin Award (for cooperation with media): Mark Jackson, Bob Martin Award (For cooperation with local media): Mark Jackson.

**1989** — Pro Bowl: Greg Kragen, Karl Mecklenburg, Dennis Smith, David Treadwell, All-NFL: Mike Horan (College and Pro Football Newsweekly — second team), Karl Mecklenburg (AP, Pro Football Weekly, Sports Illustrated, NEA-World Almanac, Football Digest), Dennis Smith (AP-second team), All-AFC: Greg Kragen (Pro Football Weekly), Karl Mecklenburg (UPI, Pro Football Weekly, Football News), Dennis Smith (Pro Football Weekly, UPI-second team), David Treadwell (UPI, Pro Football Weekly, Football News), NFL Rookie of the Year: Bobby Humphrey (Touchdown Club of Washington, D.C.), NFL Offensive Rookie of the Year: Bobby Humphrey (NFL Players Association), NFL Defensive Rookie of the Year: Steve Atwater (Football Digest), AFC Offensive Rookie of the Year: Bobby Humphrey (Mackey Award), NFL All-Rookie: Steve Atwater (UPI, Pro Football Weekly, PFWA, College and Pro Football Newsweekly, Football Digest), Bobby Humphrey (UPI, Pro Football Weekly, PFWA, College and Pro Football Newsweekly, Football Digest), David Treadwell (Football Digest), Doug Widell (College and Pro Football Newsweekly, Football Digest), Colorado Sports Hall of Fame Pro Athlete of the Year: Bobby Humphrey, Hartman Award Winners: Bobby Humphrey, Dennis Smith, David Treadwell, Bob Peck Memorial Award (Most Inspirational Player): Marc Munford.

**1988** — Pro Bowl: Mike Horan, All-NFL: Mike Horan (AP, PFWA, The Sporting News, College and Pro Football Newsweekly, Sports Illustrated, World Almanac second team), All-AFC: Mike Horan (UPI, Football News), NFL All-Rookie: Gerald Perry (UPI, Football Digest), Hartman Award Winners: John Elway and Sammy Winder, Simon Fletcher, Ken Bell, Bob Peck Memorial Award (Most Inspirational Player): Keith Bishop and Billy Bryan.

**1987** — Pro Bowl: Keith Bishop, John Elway, Karl Mecklenburg, All-NFL: Keith Bishop (Sports Illustrated, NEA-second team), John Elway (The Sporting News, NEA, AP-second team), Karl Mecklenburg (NEA, AP-second team), All-AFC: Keith Bishop (UPI-second team), John Elway (UPI, Pro Football Weekly, Football News), Rulon Jones (UPI-second team), Karl Mecklenburg (UPI, Pro Football Weekly, Football News), NFL Most Valuable Player: John Elway (AP), AFC Most Valuable Player: John Elway (NFLPA), AFC Player of the Year: John Elway (Football News).

## ALL TIME HONORS (Continued)

AFC Offensive Player of the Year: John Elway (UPI, Kansas City 101 Club). NFL All Rookie: Ricky Nattiel (UPI, College and Pro Football Newsweekly, Football Digest, PFWA, Pro Football Weekly). Hartman Award Winners: John Elway, Karl Mecklenburg, Ken Bell. Bob Peck Memorial Award (Most Inspirational Player): Keith Bishop.

**1986** — Pro Bowl: Keith Bishop, John Elway, Rulon Jones, Karl Mecklenburg, Dennis Smith, Sammy Winder. All-NFL: John Elway (AP-honorable mention), Keith Bishop (AP-honorable mention), Mike Harden (AP-honorable mention), Rulon Jones (AP, Pro Football Weekly, Sports Illustrated, PFWA, The Sporting News, Football Digest, NEA-second team), Karl Mecklenburg (AP, Pro Football Weekly, Sports Illustrated, PFWA, The Sporting News, Football Digest, NEA), Dennis Smith (AP-honorable mention, Football News second team, NEA), Keith Bishop (UPI-second team, Football News), John Elway (UPI-second team), Rulon Jones (UPI, Pro Football Weekly, Football News), Gerald Wilhite (UPI-second team). AFC Defensive Player of the Year: Rulon Jones (UPI) AFC Player of the Year: Karl Mecklenburg (Football News). Colorado Sports Hall of Fame King of the Hill award: John Elway. Seattle Gold Helmet Award (Professional Football Player of the Year): John Elway. Hartman Award Winners: John Elway, Mike Harden, Darren Comeaux. Bob Peck Memorial Award (Most Inspirational Player): Tom Jackson.

**1985** — Pro Bowl: Rulon Jones, Karl Mecklenburg, Dennis Smith, Louis Wright. All-NFL: John Elway (AP-honorable mention), Rulon Jones (AP-2nd team, The Sporting News, Sports Illustrated), Karl Mecklenburg (AP, Sports Illustrated, PFWA, The Football News, NEA), Dennis Smith (AP-honorable mention), Louis Wright (AP honorable mention). All-AFC: Rulon Jones (UPI), Karl Mecklenburg (UPI), Dennis Smith (UPI-2nd team), Louis Wright (UPI). Hartman Award Winners: John Elway, Rulon Jones, Daniel Hunter. Bob Peck Memorial Award (Most Inspirational Player): Tom Jackson.

**1984** — Pro Bowl: Sammy Winder. All-NFL: Tom Jackson (CPFW-2nd team), Dennis Smith (Pro Football Weekly, CPFW-2nd team), Louis Wright (The Sporting News, Sports Illustrated, Pro Football Weekly, NEA-2nd team, CPFW-2nd team). All-AFC: Tom Jackson (Pro Football Weekly, UPI 2nd team), Dennis Smith (Pro Football Weekly, UPI-2nd team), Sammy Winder (UPI-2nd team), Louis Wright (Pro Football Weekly, UPI-2nd team). All-Rookie: Winford Hood (UPI), Clarence Kay (PFWA, Pro Football Weekly). Colorado Sports Hall of Fame Pro Athlete of the Year: Tom Jackson. Hartman Award Winners: Steve Watson, Louis Wright, Ken Woodard. Bob Peck Memorial Award (Most Inspirational Player): Tom Jackson Coach of the Year: Dan Reeves (NFL-Sports Illustrated, Pro Football Weekly, College and Pro Football Newsweekly, AFC-Kansas City 101 Club, Football News).

**1983** — Pro Bowl: Randy Gradishar, Louis Wright (DNP). All-NFL: Randy Gradishar (AP-2nd team), Louis Wright (NEA, CPFW-2nd team). All-AFC: Randy Gradishar (UPI-2nd team). Hartman Award Winners: Steve Watson, Randy Gradishar, Ken Woodard. Bob Peck Memorial Award (Most Inspirational Player): Tom Jackson.

**1982** — Pro Bowl: Randy Gradishar, Luke Prestridge, Rick Upchurch. All-NFL: Randy Gradishar (Football Digest), Luke Prestridge (AP, Football Digest), Rick Upchurch (AP, Football Digest). All-AFC: Randy Gradishar (UPI), Luke Prestridge (UPI). Hartman Award Winners: Billy Bryan, Louis Wright, Rick Upchurch and Rob Lytle. Bob Peck Memorial Award (Most Inspirational Player): Tom Jackson.

**1981** — Pro Bowl: Randy Gradishar, Bob Swenson, Billy Thompson, Steve Watson. All-NFL: Bob Swenson (AP, NEA, The Sporting News), Randy Gradishar (AP 2nd team, NEA-2nd team, Pro Football Weekly, The Sporting News). All-AFC: Randy Gradishar (UPI), Billy Thompson (UPI), Steve Watson (UPI), Bob Swenson (UPI-2nd team), Louis Wright (UPI-2nd team). Hartman Award Winners: Steve Watson, Bob Swenson, Jim Ryan. Bob Peck Memorial Award (Most Inspirational Player): Tom Jackson.

**1980** — All-NFL: Randy Gradishar (The Sporting News), Fred Steinfort (Pro Football Weekly, The Sporting News). All-AFC: Fred Steinfort (UPI). Pro Football Weekly Golden Toe Award: Fred Steinfort. Hartman Award Winners: Bill Bryan, Randy Gradishar, Fred Steinfort.

**1979** — Pro Bowl: Randy Gradishar, Tom Jackson, Rick Upchurch, Louis Wright. All-NFL: Randy Gradishar (PFWA, Pro Football Weekly, AP-2nd team), Rick Upchurch (PFWA, Pro Football Weekly, AP-2nd team), Louis Wright (AP, NEA, PFWA, Pro Football Weekly). All-AFC: Randy Gradishar (Pro Football Weekly, The Sporting News, UPI-2nd team), Bob Swenson (UPI-2nd team), Bill Thompson (UPI), Rick Upchurch (Pro Football Weekly), Louis Wright (UPI, Pro Football Weekly, The Sporting News). Hartman Award Winners: Craig Morton, Bob Swenson, Larry Canada.

**1978** — Pro Bowl: Lyle Alzado, Randy Gradishar, Tom Jackson, Riley Odums, Bill Thompson, Rick Upchurch, Louis Wright. All-NFL: Lyle Alzado (AP), Randy Gradishar (AP, PFWA, PFW, NEA), Tom Jackson (AP), Rick Upchurch (AP, PFWA, PFW), Louis Wright (AP, PFWA, PFW, NEA). All-AFC: Lyle Alzado (UPI, PFW, TSN), Steve Foley (UPI), Randy Gradishar (UPI, PFW, TSN), Tom Jackson (UPI), Bill Thompson (UPI, PFW, TSN), Rick Upchurch (PFW), Louis Wright (UPI, PFW, TSN). NFL Defensive Player of the Year: Randy Gradishar (AP, PFW, NEA). AFC Defensive Player of the Year: Randy Gradishar (UPI, Kansas City 101 Club). Colorado Sports Hall of Fame Pro Athlete of the Year: Randy Gradishar. Hartman Award Winners: Riley Odums, Randy Gradishar, Maurice Harvey.

**1977** — Pro Bowl: Lyle Alzado, Randy Gradishar, Tom Jackson, Billy Thompson, Louis Wright. All-NFL: Lyle Alzado (AP, UPI, PFW), Randy Gradishar (AP, UPI, PFW), Tom Jackson (AP, UPI, PFW), Billy Thompson (AP). All-AFC: Louis Wright (PFW), Billy Thompson (PFW). AFC Defensive Player of the Year: Lyle Alzado (Kansas City 101 Club). Colorado Sports Hall of Fame Pro Athlete of the Year: Craig Morton. Hartman Award Winners: Craig Morton, Tom Jackson, Rick Upchurch. NFL Coach

## ALL TIME HONORS (Continued)

of the Year: Red Miller (AP, UPI, PFW, TSN, Football Digest, Washington Touchdown Club, Kansas City 101 Club, Columbus Touchdown Club).

**1976** — Pro Bowl: Rich Upchurch, Otis Armstrong. All-NFL: Rick Upchurch, Hartman Award Winners: Riley Odums, Tom Jackson, Rick Upchurch.

**1975** — Pro Bowl: Randy Gradishar, Riley Odums. All-Pro: Riley Odums, Hartman Award Winners: Bobby Maples, Lyle Alzado, Jim Turner.

**1974** — Pro Bowl: Otis Armstrong, Riley Odums. All-Pro: Riley Odums, Otis Armstrong. Hartman Award Winners: Otis Armstrong, Tom Jackson, Ken Criter.

**1973** — Pro Bowl: Floyd Little, Haven Moses, Paul Smith, Riley Odums. All-Pro: Riley Odums. Hartman Award Winners: Charley Johnson, Paul Smith. Colorado Sports Hall of Fame Pro Athlete of the Year: Paul Smith. AFC Coach of the Year: John Ralston (AP, UPI, PFWA, Kansas City 101 Club).

**1972** — Pro Bowl: Floyd Little, Paul Smith, Colorado Sports Hall of Fame Pro Athlete of the Year: Floyd Little.

**1971** — Pro Bowl: Floyd Little, Rich Jackson.

**1970** — Pro Bowl: Rich Jackson. All-Pro: Rich Jackson. Colorado Sports Hall of Fame Pro Athlete of the Year: Rich Jackson.

**1969** — All-AFL: Floyd Little, Rich Jackson. AFL All-Star Game: Rich Jackson, Al Denson, Mike Current, George Goeddeke, Floyd Little, Dave Costa.

**1968** — All-AFL: Rich Jackson. AFL All-Star Game: Floyd Little, Dave Costa, Rich Jackson.

**1967** — AFL All-Star Game: Al Denson, Larry Kaminski, Dave Costa, Nemiah Wilson.

**1966** — All-AFL: Bob Scarpitto. AFL All-Star Game: Bob Scarpitto, Jerry Sturm, Goose Gonsoulin, John Bramlett.

**1965** — All-AFL: Cookie Gilchrist, Lionel Taylor, Eldon Danenhauer. AFL All-Star Game: Eldon Danenhauer, Cookie Gilchrist.

**1964** — All-AFL: Willie Brown, AFL All-Star Game: Willie Brown, Jerry Sturm, Goose Gonsoulin, Jim Fraser.

**1963** — All-AFL: Goose Gonsoulin. AFL All-Star Game: Bud McFadin, Goose Gonsoulin.

**1962** — All-AFL: Bud McFadin, Goose Gonsoulin, Eldon Danenhauer, Bob Zeman. AFL All-Star Game: Eldon Danenhauer, Bud McFadin, Gene Mingo, Bob Zeman, Goose Gonsoulin, Jim Fraser, Lionel Taylor, Frank Tripucka. AFL Coach of the Year: Jack Faulkner (AP UPI).

**1961** — All-AFL: Lionel Taylor, Bud McFadin. AFL All-Star Game: Bud McFadin, Ken Adamson, Goose Gonsoulin, Don Stone.

**1960** — All-AFL: Lionel Taylor, Bud McFadin, Goose Gonsoulin.

## ALL-TIME DRAFT CHOICES

**1960 (First selections)** — Harry Ball, T. Boston College; Charley Britt, QB, Georgia; Dave Canary, E, Cincinnati; Paul Candro, HB, Boston U.; Bill Carrico, G, N. Texas St.; Larry Cundiff, C, Mich. State; Bernard Darre, T, Tulane; Roger Davis, T, Syracuse; Lonnie Dennis, G, Eng. Young; John Dingsen T-G, Detroit; Maurice Duke, G, Texas; Mike Dowdle, FB, Texas; Wayne Hawkins, T, COP; Gary Huber, C, Miami (0); Dave Hudson, E, Florida; Claude King, HB, Houston; Don Knochak, FB, N. Carolina; Roger LeClerc, C, Trinity; Dean Look, QB, Mich. State; Bill Mathis, HB, Clemson; Ken McNeece, T-G, San Jose St.; James Monroe, QB, Arkansas; Ray Norton, HB, San Jose St.; Robert Rosbaugh, HB, Miami (Fla.); Mel Semenko, E, Colorado; Lebron Shields, T, Tennessee; Jack Spikes, FB, TCU; Howard Turley, E, Louisville; Jim Walden, QB, Wyoming; Willie West, HB, Oregon; John Willener, G, Oregon; Bob Yates, T, Syracuse; Ken Young, E, Valparaiso; Bob Zimpter, T-G, Bowling Gr.

**1960 (Second selections)** — Mel Branch, T-G, LSU; Ronnie Cain, E, Kentucky; Jack Campbell, E, Toledo; Tom Chapman, E, Detroit; LaVelle Coleman, HB, West Mich.; Jim Colvin, T-G, Houston; Teddy Foret, T-G, Auburn; Bobby Green, HB, Florida; Jack Hanlon, HB, Penn.; G. Hershberger, T-G, Wichita; Sam Homer, HB, VMI; Bob Hudson, E, Lamar Tech.; Vic Jones, HB, Indiana; Billy Luplow, T-G, Arkansas; George Phelps, HB, Cornell C. Ia.; Tom Roberts, T-G, Georgia Tech; Sam Stenger, C, Denver; Olin Treadway, QB, Iowa; John Wilkins, T-G, So. California; Emmet Wilson, T-G, Georgia Tech.

**1961** — 1, Bob Galters, HB, N. Mex. St. 2, Jerry Hill, HB, Wyoming. 3, Chas. Strange, C, LSU. 4, Roland McDole, T, Nebraska. 4a, (NY), Sonny Davis, E, Baylor. 5, Charles Cowan, E, NM H'ids. U. 6, Dale Evans, HB, Kansas State. 7, Pat Patchen, E, Florida. 9, Phil Nugent, QB, Tulane. 10, Chas. Sturgeon, HB, Kentucky. 11, John Simko, E, Augustana. 12, Jerry Miller, E, H. Payne. 13, Ron Greene, G, Wash. St. 14, Bill Cooper, FB, Muskingum. 15, Willie Crafts, G, Texas A&I. 16, Jim Larkin, T, Hillsdale. 17, Chuck Weiss, FB, Colorado. 18, Chas. Granning, H B, Georgia Tech. 19, John Hobbs, G, Maryland St. 20, Buck McLeod, T, Baylor. 21, Jim Morgan, HB, Iowa St. Tech. 22, Tom Hackler, E, Tenn. Tech. 23, Tom Jewell, T, Idaho St. 24, E. A. Simms, E, N. Mex. St. 25, Pete Samms, T, Central Okla. 26, Sam Smith, HB, Florence St. 27, Donald Olson, HB, Nebraska. 28, Wayne Lee, G, Colo. St. Col. 29, Archie Cobb, T, Nebraska. 30, Dave Mills, HB, NE Mo. St. Tech.

**1962** — 1, Merlin Olsen, T, Utah St. 2, Jerry Hillebrand, E, Colorado. 3, Charles Holmes, FB, Maryland St. 4, John Furman, QB, Texas Western. 7, John McGeever, HB, Auburn. 8, Elbert Harris, HB, S.E. Louisiana. 9, Larry Jepson, C, Furman. 10, Gale Weidner, QB, Colorado. 11, Mike Kline, G, Oregon St. 13, Bob Cegelski, C, Montana St. 14, Sonny Gibbs, QB, TCU. 15, Bill Loudon, G, Benedict Coll. 16, Gary Ballman, HB, Mich. St. 17, Jerry Tarr, E, Oregon. 18, Pete Schenk, E, Washington St. 20, Mike



## ALL TIME DRAFT CHOICES (Continued)

Martin, E. Washington St. 21, Jim Perkins, T. Colorado. 22, Don Kasso, HB, Oregon St. 23, Ken Tureaud, HB, Michigan. 24, Neil Thomas, G. Hillsdale. 25, Dave Edwards, E. Auburn. 26, Jim Roberts, T. Mississippi. 27, A. VonSonn, C. UCLA. 28, Paul Holmes, T. Georgia. 29, Lynn Hoyem, C. Long Beach St. 30, Walter Mince, HB, Arizona. 31, Bill Williamson, T. Bakersfield JC. 32, Vester Flanagan, T. Humboldt St. 33, Duane Allen, E. Mt. S.A. Coll. 34, S. Stonebraker, E. Detroit.

**1963** — 1, Kermit Alexander, HB, UCLA. 2a, (NY), Ray Poage, FB, Texas. 2b, Tom Nomina, T. Miami (O.). 3, Tommy Janik, HB, Texas A&L. 4, Lou Slaby, LB, Pittsburgh. 5, Ray Mansfield, C. Washington. 6, Anton Peters, T. Florida. 7a, (San Diego), M. Slaughter, QB, Louisiana Tech. 7b, Paul Flatley, E. Northwestern. 8a, (Buf.), H. Dixon, FB, Florida A&M. 8b, John Griffin, HB, Memphis St. 9, Marv Fleming, E. Utah. 10a, Lonnie Sanders, HB, Michigan St. 10b, (Hous.), Pat Richter, E. Wisconsin. 11, Billy Joe, FB, Villanova. 12, John Gamble, E. U. of Pacific. 13, James Maples, C. Baylor. 15, W. Freeman, E. North Texas. 16, David Crossan, G. Maryland. 17, Bob Paremore, HB, Florida A&M. 18, Charles Mitchell, HB, Washington. 19a, Frank Baker, FB, Toledo. 19b, (Dallas), Bruce Starling, HB, Florida. 20, Dan Grimm, G. Colorado. 21, Ross Nolan, E. NE Louisiana. 22, Dave Mathiesen, QB, Washington St. 23, Billy Mooty, HB, Arkansas. 24, C. B. Simons, LB, Stanford. 25, Forest Farmer, LB, Purdue. 26, Monte Day, T. Fresno St. 27, John Sellers, T. Bakersfield JC. 28, Bill Reddell, HB, Occidental. 29, Kern Carson, HB, San Diego St.

**1964** — 1, Bob Brown, T. Nebraska. 3, Marv Woodson, DB, Indiana. 3a, Matt Snorton, DE-E, Michigan St. 6, Don Shackelford, T. Pacific. 6a, Al Denson, FL Florida A&M. 7, Ray Kubala, C-T, Texas A&M. 7a, Jerry Richardson, LB, W. Texas St. 8, W. Hilgenberg, G-LB, Iowa. 9, John Mims, T. Rice. 12, Paul Krause, DB, Iowa. 13, Charley Parker, G, So. Mississippi. 14, Bob Hayes, HB, Florida A&M. 15, Chuck Logan, E, Northwestern. 16, Bob Cherry, E, Wittenburg. 17, J. McNaughton, E, Utah St. 18, George Mira, QB, Miami. 19, Odell Barry, FL, Findlay. 21, Dick Herzog, T. Drake. 22, Gary Lewis, HB, Arizona St. 23, Ken Brusvan, T. Oregon St. 24, Mickey Bitsko, LB, Dayton. 25, Jim Jones, E, Wisconsin. 26, Bob Berry, QB, Oregon.

**1965** — 2, Dick Butkus, LB, Illinois. 3, Glen Ressler, C. Penn St. 4, Geo. Donnelly, DB, Illinois. 5a, Bob Breitenstein, T. Tulsa. 5b, Max Leetzow, DT, Idaho. 6, Tom Wilhelm, T. Syracuse. 7, Jim Garcia, DE, Purdue. 8, John Holman, G, Wisconsin. 9, Gary Bussell, DB, Georgia Tech. 10, Gene Jeter, LB, AM&N. 11, Tom Vaughan, HB, Iowa St. 12, Tom Myers, QB, Northwestern. 13, Mike Strofalino, LB, Villanova. 14, John Frick, G, Ohio U. 15, Jeff Jordan, DB, Tulsa. 16, Brian Schweda, T. Kansas. 18, Larry Dupree, H B, Florida. 19, R. Oelschlager, HB, Kansas. 20, Terry Metchner, G, Albany.

**1966** — 1, Jerry Shay, T. Purdue. 2, Freeman White, E, Nebraska. 3, Bob Hadrick, E, Purdue. 4, Randy Johnson, QB, Texas A&L. 5, Billy Clay, DB, Mississippi. 6, James Fulgham, T. Minnesota. 7, Jerry Jone, G. Bowling Green. 7a, (Buf.), Scotty Glacken, QB, Duke. 8, Goldie Sellers, DB, Grambling. 9, Ron Sbranti, LB, Utah St. 10, Larry Cox, T. Abilene CC. 11, James Burns, G, Northwestern. 13, Eric Crabtree, DB, Pittsburgh. 14, Fred Forsberg, DT, Washington. 15, Mike Ringer, DB, Oklahoma. 16, Frank Rogers, K, Colorado. 17, Gary Eckman, DE, Illinois. 18, Tom Talaga, T. Notre Dame. 19, Tom Coughlin, DE, Miami. 20, Cliff Hysell, T. Montana St.

**1967** — 1, Floyd Little, HB, Syracuse. 2, Thomas Beer, TE, Houston. 3a, Mike Current, T. Ohio State. 3b, Geo. Goeddeke, C, Notre Dame. 4, C. Cunningham, DE, Houston. 5a, Fran Lynch, FB, Hofstra. 5b, John Huard, LB, Maine. 6, Neal Sweeney, E, Tulsa. 7, Frank Richter, G, Georgia. 8, Tom Cassese, E. C. W. Post. 9, James Summers, DB, Michigan St. 10, Paul Krause, QB, Duquesne. 11, Lou Andrus, DE, Brigham Young. 13, Dennis Furjanic, DE, Houston. 14, Tom Francisco, HB, Virginia Tech. 15, Donald Smith, G, Florida A&M. 16, Jack Lentz, QB, Holy Cross. 17, W. Valley, Jr., T. Oregon St.

**1968** — 2, Curley Culp, DE, Arizona St. 3a, Garrett Ford, RB, West Virginia. 3b, (KC.), Robert Vaughan, T. Mississippi. 4b, (Miami), Gordon Lambert, LB, Tenn. Martin. 4c, (K.C.), Drake Garrett, DB, Michigan St. 4d, (Cincy), Gus Holloman, DB, Houston. 8, Steve Holloway, DB, Weber St. 9, Paul Smith, LB, New Mexico. 10, Bob Langford, T. Middle Tenn. 12, Robert Hendrix, T. Mississippi. 13, Charles Greer, DB, Colorado. 14, Marlin Briscoe, RB, Omaha. 15, Jeff Kuhlman, LB, Vermont. 16, Adin Brown, LB, William & Mary. 17, Steve Grady, RB, So. California.

**1969** — 2, Grady Cavness, DB, Texas-E Paso. 3, Bill Thompson, DB, Maryland St. 4a, Mike Schnitker, LB, Colorado (From Boston thru K.C.). 4b, Edward Hayes, DB, Morgan St. 5, Frank Quayle, RB, Virginia. 6a, (Buf.), Wandy Williams, RB, Hofstra. 6b, Mike Coleman, RB, Tampa. 7, Al Giffin, TE, Auburn. 9, Henry Jones, RB, Grambling. 10, Jim Smith, DB, Utah St. 11, Alan Pastrana, QB, Maryland. 12, Wes Plummer, DB, Arizona St. 13, John Sias, SE, Georgia Tech. 14, Gary Crane, LB, Arkansas St. 15, Errol Kahoun, G. Miami (O.). 16, Billy Woods, DB, No. Texas St. 17, Buster O'Brien, QB, Richmond.

**1970** — 1, Bob Anderson, RB, Colorado. 2, Alden Roche, DE, Southern. 3, John Kohler, T. South Dakota. 4, Jerry Hendren, WR, Idaho. 5, Bill McCoy, LB, Purdue. 6, John Mosier, TE, Kansas. 7, R. Montgomery, CB, Weber St. 8, (KC.), L. Porter, RB, Southern. 9, D. Washington, LB, Alcorn A&M. 10, M. Fullerton, DT, Tuskegee Inst. 11, Cleve Bryant, DB, Ohio University. 12, Greg Jones, RB, Wisconsin St. 13, Jim McCoy, CB, Parsons College. 14, Jeff Slipp, LB, Brigham Young. 15, Maher Barakat, K, So. Dakota Tech. 16, Bob Stewart, QB, Northern Ariz. 17, Frank Kalfoss, K, Montana St.

**1971** — 1, M. Montgomery, OT, So. California. 2, Dwight Harrison, WR, Texas A&L. 4a, Lyle Alzado, DE, Yankton Coll. 4b, C. Johnson, CB, Alcorn A&M. 6, Howard Phillips, C, Michigan St. 7, Doug Adams, CB, Ohio St. 8, Tom Beard, LB, Michigan St. 9, John Handy, LB, Purdue. 10, Carlis Harris, WR, Idaho St. 11, Roger Roitsch, DT, Rice. 12, Floyd Franks, WR, Mississippi. 13, Craig Blackford, QB, Evansville. 14, Tommy

## ALL TIME DRAFT CHOICES (Continued)

Lyons, C, Georgia. 15, Lawrence James, RB, No. folk St. 16, Steve Thompson, DT, Minnesota. 17, Jack Simsack, P-K, Virginia Tech.

**1972** — 1, Riley Odums, TE, Houston. 3, Bill Phillips, LB, Arkansas St. 4, (Minn.), Tom Graham, LB, Oregon. 5, (Phila.), Jim Krieg, WR, Washington. 8, Ronnie Estay, LB, LSU. 9, Floyd Priestner, DB, Boston U. 10, Richard Wilkins, DE, Maryland St. 11, Larry Brunson, WR, Colorado. 12, R. McDougall, DB, Weber St. 13, Bob Warner, RB, Bloomsburg St. 14, Jerome Kundich, G, UTEP. 15, Skip Parmenter, DT, Massachusetts. 16, Tom Bougus, RB, Boston College. 17, Lou Harris, RB, Southern California.

**1973** — 1, Otis Armstrong, RB, Purdue. 2, Barney Chavous, DE, S. Carolina St. 3a, Paul Howard, OG, Brigham Young. 3b, John Wood, DT, LSU. 4, Tom Jackson, LB, Louisville. 5, Charles McTorry, DB, Tennessee St. 7a, Mike Askea, OT, Stanford. 7b, John Grant, DE, So. California. 9, Lyle Blackwood, DB, Texas Christian. 10, Al Marshall, WR, Boise State. 11, Elton Brown, DT, Utah State. 12, Jim O'Malley, LB, Notre Dame. 13a, Ed Smith, DE, Colorado Col. 13b, Ed White, RB, Tulsa. 14, John Hufnagel, QB, Penn State. 15, Calvin Jones, DB, Washington. 16a, Oliver Ross, RB, Alabama A&M. 16b, Ken Muhlbauer, C, Idaho State. 17, Kenneth Morgan, TE, Elon College.

**1974** — 1, Randy Gradishar, LB, Ohio State. 2, Carl Wafer, DT, Tenn. State. 3, Claude Minor, T. San Diego St. 4, Ozell Collier, CB, Colorado. 6a, John Winesberry, WR, Stanford. 10, Charlie Johnson, CB, Southern. 11, Steve Buchanan, RB, Holy Cross. 12, Larry Cameron, LB, Alcorn A&M. 13, John Clerkley, DT, Fort Valley St. 14, Rich Marks, DS, No. Illinois. 15, Piel Pennington, QB, U. of Mass. 16, Darrell Austin, T. So. Carolina. 17, Boyd Brown, TE, Alcorn A&M.

**1975** — 1, Louis Wright, CB, San Jose St. 2, Charlie Smith, DE, N. Carolina Gen. 3a, (N.Y.G.), Mike Franckowiak, QB-KS, Central Mich. 3b, Drew Mahalic, LB, Notre Dame. 4a, (KC) Steve Taylor, DB, Georgia. 4b, Rick Upchurch, WRSpec., Minnesota. 5a, Stan Rogers, T. Maryland. 5b, Rubin Carter, DT, Miami (Fla.). 8, Steve Foley, S-QB, Tulane. 9, Russell Williams, DB, Arizona. 10, (KC), Hank Englehardt, C, Pacific. 12, Steve Haggerty, WR, Nev.-Las Vegas. 12, Harry Walters, LB, Maryland. 13, Eric Penick, RB, Notre Dame. 14, Jerry Arnold, G, Oklahoma. 15, Ken Shelton, TE, Virginia. 16, Bubba Bridges, DT, Colorado. 17, Lester Sherman, Ret. Spec., Albany St.

**1976** — 1, Tom Glassic, G, Virginia. 2, Kurt Knoff, S, Kansas. 4, Craig Penrose, QB, San Diego St. 5, Lonnie Perrin, RB, Illinois. 8, James Betterson, RB, North Carolina. 9a, Jim Cziri, C, Michigan. 9b, (St. Louis), Jim Lisko, LB, Arkansas St. 10, Art Gilliam, DE, Grambling. 11, Greg Pittman, LB, Iowa St. 12, Randy Moore, DT, Arizona St. 13, Donnie McGraw, CB, Houston. 14, Larry Evans, LB, Mississippi Col. 15, Wilbur Summers, KS, Louisville. 16, John Huddleston, LB, Utah. 17, Randy Cozens, LB, Pittsburgh.

**1977** — 1, Steve Schindler, G, Boston College. 2, Rob Lytle, RB, Michigan. 4, Bill Bryan, C, Duke. 7, Larry Swider, P, Pittsburgh. 8, Calvin Culliver, RB, Alabama. 9, Charles Jackson, NT, Washington. 10, Orna Middlebrook, WR, Arkansas State. 11, Phil Heck, L, B. California. 12, Scott Levenhagen, TE, Western Illinois.

**1978** — 1, Don Latimer, DT, Miami (Fla.). 2, Bill Gay, TE, USC. 8, Frank Smith, OT, Alabama A&M. 10, Vince Kinney, WR, Maryland. 11, Lacy Brumley, OT, Clemson.

**1979** — 1, Kelvin Clark, T. Nebraska. 3, Bruce Radford, DE, Grambling. 4, Charles Jefferson, DB, McNeese State. 5, Rick Leach, QB, Michigan. 6, Jeff McIntyre, LB, Arizona State. 7, Luke Prestridge, P, Baylor. 9, Charley Taylor, WR, Rice. 11, Zachary Dixon, RB, Temple. 12, David Jacobs, K, Syracuse.

**1980** — 2, Rulon Jones, DE, Utah State. 3, Larry Carter, DB, Kentucky. 4, Rick Parros, RB, Utah State. 5a, Mike Harden, S, Michigan. 5b, Laval Short, NT, Colorado. 6, Keith Bishop, G, Baylor. 7, John Hayekost, G, Nebraska. 8, Don Coleman, WR, Oregon. 9, Greg Bracelin, LB, California. 10, Virgil Seay, Ret. Spec., Troy State. 11, Phil Farris, WR, North Carolina.

**1981** — 1, Dennis Smith, S, Southern California. 2, Clay Brown, TE, Brigham Young. 4, Mark Herrmann, QB, Purdue. 5, Ken Lanier, T. Florida State. 6, Alvin Lewis, RB, Colorado State. 7, Steve Busick, LB, Southern California. 9, Rusty Olsen, DE, Washington. 11, Pat Walker, WR, Miami (Fla.). 12a, John Hanked, LB, Notre Dame. 12b, Mandel Robinson, RB, Wyoming.

**1982** — 1, Gerald Willhite, RB, San Jose State. 2, Orlando McDaniel, WR, Louisiana State. 4, Dan Plater, WR, Brigham Young. 5, Sammy Winder, RB, Southern Mississippi. 7, Alvin Ruben, DE, Houston. 9, Keith Uecker, T. Auburn. 10, Ken Woodard, LB, Tuskegee Institute. 11, Stuart Yatsko, G, Oregon. 12, Brian Clark, G, Clemson.

**1983** — 1, Chris Hinton, G, Northwestern. 2, Mark Cooper, T. Miami (Fla.). 3, Clinton Sampson, WR, San Diego State. 5a, Weedy Harris, LB, Houston. 5b, Bruce Baldwin, CB, Harding. 6, Victor Heflin, CB, Delaware State. 7, Myron Dupree, CB, North Carolina Central. 8, Gary Kubiak, QB, Texas A&M. 9, Brian Hawkins, CB, San Jose State. 10, Walt Bowyer, DE, Arizona State. 11, Don Bailey, C, Miami (Fla.). 12, Karl Mecklenburg, NT/DE, Minnesota.

**1984** — 2, Andre Townsend, NT/DE, Mississippi. 3, Tony Lilly, S, Florida. 4, Randy Robbins, CB, Arizona. 6, Aaron Smith, LB, Utah State. 7, Clarence Kay, TE, Georgia. 8a, Win. ford Hood, G, Georgia. 8b, Scott Garnett, NT, Washington. 9, Chris Brewer, RB, Arizona. 10, Bobby Micho, TE, Texas. 11, Gene Lang, RB, Louisiana State. 12, Murray Jarman, WR, Clemson.

**1984 Supplemental Draft** — 1, Freddie Gilbert, DE, Georgia. 2, Richard Massey, WR, Kentucky. 3, Reggie Smith, T. Kansas.

**1985** — 1, Steve Sewell, RB, Oklahoma. 2a, Vance Johnson, WR, Arizona. 2b, Simon Fletcher, DE, Houston. 4, Keli McGregor, TE, Colorado State. 5, Billy Hinson,

## ALL TIME DRAFT CHOICES (Continued)

G, Florida. 7, Dallas Cameron, NT, Miami (Fla.). 8, Eric Riley, CB, Florida State. 9, Daryl Smith, CB, North Alabama. 10, Buddy Funck, QB, New Mexico. 11, Ron Anderson, LB, Southern Methodist. 12, Gary Rolle, WR, Florida. 13, Dan Lynch, G, Washington State.

**1986** — 4, Jim Juriga, G, Illinois. 5, Tony Colorito, NT, Southern California. 6a, Orson Munford, TE, Salem College (W.V.). 6b, Mark Jackson, WR, Purdue. 7, Ray Phillips, LB, North Carolina State. 8, Bruce Klostermann, LB, South Dakota State. 9, Joe Thomas, WR, Mississippi Valley State. 10, Victor Hall, TE, Jackson State. 11, Thomas Dendy, RB, South Carolina.

**1987** — 1, Ricky Nattiel, WR, Florida. 3, Michael Brooks, LB, Louisiana State. 4, Marc Munford, LB, Nebraska. 6, Warren Marshall, RB, James Madison. 7, Wilbur Strozier, TE, Georgia. 8, Dan Morgan, G, Penn State. 9, Bruce Plummer, CB, Mississippi State. 10, Rafe Wilkinson, LB, Richmond. 11a, Steve Roberts, DE, Washington. 11 b, Tommy Neal, RB, Maryland. 12, Tyrone Braxton, CB, North Dakota State.

**1988** — 1, Ted Gregory, NT, Syracuse. 2, Gerald Perry, T, Southern. Kevin Guidry, CB, Louisiana State. 5, Corris Ervin, CB, Central Florida. 7a, Pat Kelly, TE, Syracuse. 7b, Gary Frank, G, Mississippi State. 9, Mel Farr, Jr., RB, UCLA. 10, Channing Williams, RB, Arizona. 11, Richard Calvin, RB, Washington State. 12, Johnny Carter, NT, Grambling.

**1989** — 1, Steve Atwater, S, Arkansas. 2a, Doug Widell, G/T, Boston College. 2b, Warren Powers, DE, Maryland. 3, Darrell Hamilton, T, North Carolina. 4, Richard McCullough, DE, Clemson. 5, Darren Carrington, CB, Northern Arizona. 6, Anthony Stafford, WR, Oklahoma. 7, Melvin Bratton, RB, Miami (Fla.). 8, Paul Green, TE, Southern California. 9a, Monte Smith, G, North Dakota. 9b, Wayne Williams, RB, Florida. 10, Anthony Butts, NT, Mississippi State. 11, Richard Shelton, CB, Liberty University. 12, John Javis, WR, Howard.

**1989 Supplemental Draft** — 1, Bobby Humphrey, RB, Alabama.

**1990** — 2, Alton Montgomery, DB, Houston. 4, Jeroy Robinson, LB, Texas A&M. 5a, Jeff Davidson, G, Ohio State. 5b, Le-Lo Lang, DB, Washington. 6, Ronnie Haliburton, TE, Louisiana State. 7, Shannon Sharpe, WR, Savannah State. 8, Brad Leggett, C, Southern California. 9, Todd Ellis, QB, South Carolina. 10a, James Szymanski, DE, Michigan State. 10b, Anthony Thompson, LB, East Carolina.

**1991** — 1, Mike Croel, LB, Nebraska. 2, Reggie Johnson, TE, Florida State. 3, Keith Traylor, LB, Central State (Okla.). 4, Derek Russell, WR, Arkansas. 5, Greg Lewis, RB, Washington. 6, Nick Subis, T/C, San Diego State. 8, Kenny Walker, DE, Nebraska. 9, Don Gibson, NT, Southern California. 10, Curtis Mayfield, WR, Oklahoma State. 11, Shawn Moore, QB, Virginia.

**1992** — 1, Tommy Maddox, QB, UCLA. 2, Shane Dronett, DE, Texas. 4, Chuck Johnson, T/G, Texas. 5, Frank Robinson, CB, Boise State. 7a, Ron Geater, DE, Iowa. 7b, Jim Johnson, T, Michigan State. 7c, Jon Bostick, WR, Nebraska. 8, Dietrich Lockridge, T/G, Jackson State. 9, Muhammad Oliver, CB, Oregon. 10, Bob Meeks, C/T, Auburn. 11, Cedric Tillman, WR, Alcorn State. 12, John Granby, CB/S, Virginia Tech.

**1993** — 1, Dan Williams, DE, Toledo. 2, Glyn Milburn, RB, Stanford. 3a, Rondell Jones, S, North Carolina. 3b, Jason Elam, P/K, Hawaii. 4, Jeff Robinson, DE, Idaho. 5, Kevin Williams, RB, UCLA. 6, Melvin Bonner, WR, Baylor. 7a, Clarence Williams, TE, Washington State. 7b, Tony Kimbrough, WR, Jackson State. 8, Brian Stablein, WR, Ohio State.

**1994** — 2, Allen Aldridge, LB, Houston. 4, Randy Fuller, CB, Tennessee State. 7a, Keith Burns, LB, Oklahoma State. 7b, Butler By'not'e, RB, Ohio State. 7c, Tom Nalen, C, Boston College.

## DENVER BRONCOS ALUMNI COUNCIL

The Denver Broncos Alumni Council was formed in 1991 to provide an opportunity for former players to remain actively involved with the Broncos' organization.

The Alumni Council serves as a goodwill extension of the Denver Broncos and the members are available to counsel current players on life after football.

The original 15 members of the alumni council are Odell Barry, Barney Chavous, Steve Foley, Randy Gradishar, Larry Kaminski, Fran Lynch, Gene Mingo, Claudie Minor, Haven Moses, Jim Ryan, Jerry Sturm, Bob Swenson, Bill Thompson, Steve Watson, and Louis Wright. Otis Armstrong and Rich Karlis were added as new members in 1993.

## EQUALIZATION, EXPANSION DRAFTS

**1976** — Expansion Draft: Broncos lost OT Mike Current and DT Bubba Bridges to Tampa Bay and DB Steve Taylor to Seattle.

**1968** — Expansion Draft: Broncos lost RB Cookie Gilchrist, OG Pat Matson, LB Henry Sorrell, RB Mike Kellogg and DB Lonnie Wright to Cincinnati.

**1966** — Expansion Draft: Broncos lost LB Tom Erlandson, DE Ed Cooke, OG Tommy Nomina and DB John McGeeever to Miami.

**1962** — AFL Equalization Draft: Broncos obtain OG John Denvir from San Diego, OE Jerry Richardson from San Diego, QB Richie Lucas from Buffalo, DT Ike Lassiter from Dallas and HB Charles Bolden from Houston.

## PLAN B SIGNINGS

**1992** — (Signed) TE Robert Awalt (Dallas), G/T Elbert Crawford (New England), QB Steve Pelleur (Kansas City), T Frank Pollack (San Francisco).

(Lost) S Randy Robbins (New England).

**1991** — (Signed) CB Charles Dimry (Atlanta), G Crawford Ker (Dallas), FB Robert Perryman (Dallas).

(Lost) LB Marc Munford (Kansas City), RB Kerry Porter (Houston).

**1990** — (Signed) LB Ty Allert (Philadelphia), RB Lorenzo Hampton (Miami), WR Jason Johnson (Pittsburgh), TE David Little (Philadelphia), DE Mark Mraz (Raiders), CB Elliott Smith (San Diego), LB Rod Stephens (Seattle), TE Chris Verhulst (Houston), DE Robb White (Giants).

(Lost) TE Pat Kelly (Jets), LB Bruce Klostermann (Raiders), C Mike Ruether (Atlanta), LB Randy Thornton (Giants).

**1989** — (Signed) T Paul Blair (Chicago), DE Alphonso Carreker (Green Bay), T Bill Contz (New Orleans), TE Doug Cosbie (Dallas), LB Scott Curtis (Philadelphia), RB Kerry Goode (Tampa Bay), CB Wymon Henderson (Minnesota), LB Blake Peterson (Washington), RB Reggie Ware (Raiders), CB Dennis Woodberry (Washington), WR Michael Young (Rams).

(Lost) DE Walt Bowyer (Kansas City), WR Sam Graddy (Raiders), WR Jason Johnson (Pittsburgh).

## FREE AGENCY SIGNINGS/LOSSES, 1993-94

**1993** — Signed RB Rod Bernstine (San Diego), RB Robert Delpino (Los Angeles Rams), G Brian Habib (Minnesota), T Don Maggs (Houston), LB Dave Wyman (Seattle), Lost LB Michael Brooks (New York Giants), WR Mark Jackson (New York Giants).

**1994** — Signed WR Jeff Campbell (Detroit), CB Ray Crockett (Detroit), LB Richard Harvey (Buffalo), Randy Hilliard (Cleveland), WR Anthony Miller (San Diego), Lost WR Vance Johnson (San Diego).

## BRONCOS IN HALL OF FAME

The Denver Broncos are represented in the Pro Football Hall of Fame by four individuals, including a former player, two former coaches, and a former administrator.

Fred Gehrke, who was the Broncos' General Manager for four years (1977-1980) and a member of the team's staff for 16 years, was the first winner of the Hall of Fame's Pioneer award in 1972.

Gehrke, as a Los Angeles Rams' halfback in 1948, painted golden rams' horns on his team's helmets and thus started the trend toward today's colorful, uniquely-decorated helmets worn by all NFL teams.

Cornerback Willie Brown, inducted into the Hall of Fame in 1984, played for the Broncos from 1963-66 and was named All-American Football League in 1964, a season in which he intercepted nine passes, including a team-record four in one game (vs. New York, 11/15/64).

Stan Jones, whose 1991 induction honors a 12-year career with Chicago and Washington, gained All-Pro honors four times as an offensive guard and appeared in seven Pro Bowls. Jones coached Denver's defensive line for 18 years, from 1967-71 and 1976-88.

Doak Walker, who was the Broncos' receivers coach in 1966, was inducted into the Hall in 1986 on the basis of his brilliant six-year career (1950-55) with the Detroit Lions.

The Pro Football Hall of Fame is located in Canton, Ohio.

## MAJOR TRADES

### 1994

Obtained 7th-1994 (Tom Nalen) from New York Giants in exchange for WR Arthur Marshall.  
Obtained WR Mike Pritchard and 7th-1995 from Atlanta in exchange for 1st-1995 and 3rd-1995.  
Obtained DT Ted Washington from San Francisco in exchange for 5th-1994.  
Obtained CB Ben Smith from Philadelphia in exchange for undisclosed 1995 draft choice.

### 1993

Obtained T Gary Zimmerman from Minnesota in exchange for 1st-1994, 6th-1994, and 2nd-1995.  
Obtained 7th-1994 from Green Bay in exchange for G Doug Widell.  
Obtained undisclosed conditional draft choice from Minnesota in exchange for WR Varice Johnson.  
Obtained 1st-1993 (Dan Williams) from Cleveland for 1st-1993 and 3rd-1993.  
Obtained 3rd-1993 (Rondell Jones) from Los Angeles Raiders for RB Gaston Green.  
Obtained 3rd-1993 (subsequently traded to Cleveland) and 7th-1993 (Clarence Williams) from Atlanta for S Alton Montgomery.

### 1992

Obtained RB Sammie Smith from Miami for RB Bobby Humphrey.  
Obtained 7th-1992 (Jim Johnson) and 8th-1992 (Dietrich Lockridge) from New York Jets in exchange for 6th-1992.  
Obtained 7th-1992 (Ron Geater) from Tampa Bay in exchange for WR Ricky Nattiel.

### 1991

Obtained T Harvey Salem from Detroit in exchange for 3rd-1992.  
Obtained RB Gaston Green and 4th-1991 (Russell) from Los Angeles Rams for T Gerald Perry and 1 2th-1991.

### 1990

Obtained DE David Galloway from Phoenix for 8th-1991.  
Obtained T/C David Widell from Dallas for 7th-1991.  
Obtained 8th-1991 from Phoenix for TE David Little.  
Obtained 10th-1990 (Szymanski) from Los Angeles Raiders for 11th-1990.  
Obtained 5th-1990 (Davidson) from New England for 4th-1991.

### 1989

Obtained DE Ron Holmes from Tampa Bay for 4th-1990.  
Obtained DE Kevin Brooks and 4th-1990 from Dallas for 3rd-1990.  
Obtained K David Treadwell from Phoenix in exchange for 1 2th-1990.  
Obtained 1st-1989 (Atwater), 2nd-1989 (Powers), and a 5th-1989 (Carrington) from Cleveland for 1st-1989.

### 1988

Obtained FB Calvin Thomas from Chicago in exchange for undisclosed conditional draft choice.  
Obtained NT Shawn Knight from New Orleans for NT Ted Gregory.  
Obtained undisclosed future draft choice from Washington in exchange for RB/TE Bobby Micho.  
Obtained C Mike Ruether from Phoenix in exchange for LB Ricky Hunley.  
Obtained RB Tony Dorsett from Dallas in exchange for conditional 5th-1989.  
Obtained rights to S Kip Corrington from Detroit in exchange for conditional undisclosed future draft choice.

### 1987

Obtained 10th-1988 (C. Williams) from Pittsburgh for LB Ken Woodard.  
Obtained G Stefan Humphries from Chicago for P Bryan Wagner.  
Obtained C/G Larry Lee from Miami for 8th-1988.

### 1986

Obtained 11th-1987 and undisclosed future draft choice from Los Angeles Rams in exchange for LB Steve Busick.  
Obtained CB Mark Haynes from the New York Giants in exchange for 2nd-1986 and 6th-1986 (obtained from Tampa Bay), and 2nd-1987.

### 1985

Obtained TE Mike Barber from Los Angeles Rams in exchange for 12th 1986.  
Obtained 2nd-1985 (V. Johnson) from Houston in exchange for 2nd-1985 (obtained from Tampa Bay) and 5th-1985.  
Obtained 6th-1986 (Mobley) from Green Bay in exchange for QB Scott Brunner.

## MAJOR TRADES (Continued)

### 1984

Obtained 6th-1986 from Tampa Bay in exchange for DE Brison Manor.  
Obtained rights to LB Ricky Hunley from Cincinnati for 1st and 3rd-1986, and 5th-1987.  
Obtained WR Butch Johnson from Houston in exchange for 3rd-1985.  
Obtained WR Dave Logan from Cleveland in exchange for 4th-1984.  
Obtained QB Scott Brunner from New York Giants in exchange for 4th 1984.  
Obtained 4th-1984 (Robbins) and conditional undisclosed future draft choice (2nd-1985) from Tampa Bay in exchange for QB Steve DeBerg.  
Obtained TE Eason Ramson from San Francisco in exchange for 5th-1984.  
Obtained LB Stan Blinks from New York Jets in exchange for 6th-1985.

### 1983

Obtained 5th-1985 (Hinson) from Miami in exchange for LB Larry Evans.  
Obtained 8th-1984 (Hood) from Green Bay in exchange for DE Greg Boyd.  
Obtained rights to QB John Elway from Baltimore for 1st-1983 (Chris Hinton), 1st-1984, and QB Mark Herrmann.

### 1982

Obtained 4th-1984 from New Orleans in exchange for T Kelvin Clark.  
Obtained S J. T. Thomas from Pittsburgh in exchange for 8th-1983.  
Obtained linebacker Robert L. Jackson from Cleveland for 6th-1982.  
Obtained 4th-1982 (Plater) from Buffalo Bills in exchange for switching positions in first round of 1982 draft.

### 1981

Obtained QB Steve DeBerg from San Francisco for 4th-1983.  
Obtained WR Wade Manning from Buffalo for 8th-1982.  
Obtained future undisclosed draft choice from New Orleans for LB Rob Nairne.  
Obtained RB Tony Reed from Kansas City for 3rd-1981 and 4th-1982.

### 1980

Obtained WR Emery Moorehead from New York Giants for 8th-1981.  
Obtained RB Don Hardeman from Baltimore for 1 2th-1980.  
Obtained CB Perry Smith from St. Louis for 8th-1980 and 10th-1981.  
Obtained RB Lawrence McCutcheon from Los Angeles for 3rd-1982.  
Obtained QB Matt Robinson from New York Jets for 1st-1980, 2nd-1980, and QB Craig Penrose.

### 1979

Obtained 8th-1980 (Coleman) from Baltimore for P Bucky Dilts.  
Obtained 2nd-1980 (Jones) and 5th-1980 (Short) and 3rd-1981 (traded to Kansas City) for DE Lyle Alzado.

### 1978

Obtained OT Tom Neville from New England for 10th-1979.  
Obtained DB Charlie West and 6th-1979 (McIntyre) for TE Bill Gay.  
Obtained future undisclosed draft choice from Detroit for center Mike Montier.

### 1977

Obtained RB Jim Jensen from Dallas for 6th-1979.  
Obtained OT Andy Maurer from San Francisco for 9th-1978.  
Obtained C Mike Montier from Buffalo for 2nd-1979.  
Obtained DB Bernard Jackson from Cincinnati for 3rd-1978 and 7th-1978.  
Obtained QB Craig Morton from the New York Giants for QB Steve Ramsey and 5th-1978.

### 1976

Obtained LB Godwin Turk from New York Jets for 5th-1977.  
Obtained OT Bill Bain from Green Bay for 3rd-1977.  
Obtained 9th-1976 (Likso) from St. Louis for DB Jeff Severson.

### 1975

Obtained DB Jeff Severson from Houston for 7th-1976.  
Obtained past considerations from Kansas City for TE Billy Masters.  
Obtained C Phil Olsen from Los Angeles for WR Otto Stowe and 3rd-1976 and 6th-1977.  
Obtained DB Clarence Ellis from Atlanta for DB Charles Greer, WR Jerry Simmons and 6th-1976.  
Obtained DT Greg Marx and 5th-1975 (Rogers) from Atlanta for OG Larron Jackson.

### 1974

Obtained 4th-1975 (Taylor) from Kansas City for LB Tom Graham.  
Obtained 10th-1975 (Englehardt) from Kansas City for OT Tom Drougas.  
Obtained 3rd-1975 (Frankowiak) from New York Giants for RB Joe Dawkins.  
Obtained RB Jon Keyworth from Washington for 6th-1975 and 11th-1975.  
Obtained DB John Rowser from Pittsburgh for 6th-1974 and 9th-1974.



## MAJOR TRADES (Continued)

### 1973

Obtained LB Ray May from Baltimore for 3rd-1974 and 8th-1974.  
Obtained DB Dale Hackbart from St. Louis for 10th-1974.  
Obtained LB Bill Laskey from Baltimore for 7th-1974.  
Obtained WR Gene Washington from Minnesota for WR Rod Sherman and 5th-1974.

### 1972

Obtained 3rd-1974 (Minor) and 6th-1974 (traded to Pittsburgh) from Cleveland for QB Don Horn.  
Obtained WR Haven Moses from Buffalo for WR Dwight Harrison.  
Obtained 3rd-1973 (Howard) from Cleveland for DE Rich Jackson.  
Obtained C Bobby Maples from Pittsburgh for 6th-1973.  
Obtained OT Rick Sharp from Pittsburgh for 8th-1973.  
Obtained DE-OT Lloyd Voss from Pittsburgh for 5th-1973.  
Obtained QB Charley Johnson from Houston for 3rd-1973.  
Obtained RB Eddie Ray and 3rd-1973 (Wood) from San Diego for DT Dave Costa.  
Obtained 7th-1973 (Grant) from Baltimore for TE John Mosier.  
Obtained LB Al Andrews from Buffalo for LB Dave Washington.  
Obtained 5th-1973 (traded to Pittsburgh) from New Orleans for LB John Huard.

### 1971

Obtained RB Joe Dawkins from Houston for RB Dickie Post.  
Obtained OG Larron Jackson and 5th-1972 from Houston for DB Cleophus Johnson.  
Obtained LB Olen Underwood from Houston for OG Bob Young.  
Obtained 5th-1972 (Krieg) from Philadelphia for QB Pete Liske.  
Obtained RB Dickie Post from San Diego for 2nd-1972.  
Obtained QB Steve Ramsey from New Orleans for 4th-1972.  
Obtained OT Roger Shoals from Detroit for LB Carl Cunningham.  
Obtained QB John Stofa from Miami for 7th-1972.  
Obtained DB Butch Byrd from Buffalo for 5th-1972.  
Obtained DB Leroy Mitchell from Houston for DB John Charles.  
Obtained DB John Charles and 4th-1972 (Graham from Minnesota for WR Al Denson).  
Obtained QB Don Horn from Green Bay for DE Aiden Roche and exchange of first round positions in 1972 draft.  
Obtained K Jim Turner from New York Jets for K Bobby Howfield.

### 1970

Obtained DB Cornell Gordon from New York Jets for DB Gus Hollomon.  
Obtained TE Jim Whalen from Boston for TE Tom Beer.  
Obtained DB Paul Martha from Pittsburgh for C Walter Highsmith and OT Wallace Dickey.  
Obtained RB Booker Edgerison from Buffalo for 5th-1972.  
Obtained FB Willis Crenshaw from St. Louis for 3rd-1971.  
Obtained TE Billy Masters from Buffalo for 5th-1971.  
Obtained 8th-1971 (Beard) from Houston for RB Tom Smiley.  
Obtained 4th-1971 (Alzado) from Boston for K Charlie Gogolak.

### 1969

Obtained RB Tom Smiley from Cincinnati for WR Eric Crabtree.  
Obtained OT Walt Barnes from Kansas City for 8th-1970.

### 1968

Obtained a future draft choice from the New York Jets for DB Nemiah Wilson, later cancelled when Wilson was cut by the Jets.  
Obtained 4th-1969 (Schnitker) from Kansas City for DT Curley Culp.  
Obtained 3rd-1968 (Vaughan) from Kansas City for DB Goldie Sellers.  
Obtained 4th-1968 from Kansas City for RB Wendell Hayes.  
Obtained 6th-1969 (Williams) from Buffalo for RB Charlie Mitchell.

### 1967

Obtained QB Steve Tensi for 1st-1968 and 1st-1969.  
Obtained OG Dick Tyson, LB Ray Schmutz, DE Rich Jackson from Oakland for WR Lionel Taylor and C Jerry Sturm.  
Obtained RB Cookie Gilchrist, QB George Wilson, OG Ernie Park, and DE Earl Faison from Miami for DE Dan LaRose, LB Jerry Hopkins RB Abner Haynes, and 6th-1968.  
Obtained WR Bill Cronin from Miami for DT Ray Jacobs.  
Obtained DT Dave Costa from Buffalo for 4th-1968.  
Obtained DT Rex Mirich and draft choice from Oakland for DB Willie Brown and QB Mickey Slaughter.

## MAJOR TRADES (Continued)

### 1966

Obtained 3rd-1967 (Current) and 5th-1967 (Lynch) from Miami for RB Cookie Gilchrist.  
Obtained LB Archie Matsos from Oakland for RB Hewitt Dixon.

### 1965

Obtained RB Cookie Gilchrist from Buffalo for RB Billy Joe. Obtained RB Abner Haynes from Kansas City for LB Jim Fraser.

### 1964

Obtained DT Stan Fanning and draft choice from Oakland for RB Gene Mingo.  
Obtained QB Jacky Lee for two years use from Houston for 1st-1965 and DT Bud McFadin.  
Obtained LB Marv Matuszak and DB Billy Atkins from Buffalo for C Walt Cudzik.  
Obtained DT-K Dick Guesman, DE Ed Cooke, DT Charlie Janerette, OG Sid Fournet and LB Jim Price from New York Jets for DB Bob Zeman, LB Wahoo McDaniel, WR Gene Prebola and DT Gordy Holz.

### 1962

Obtained RB Bo Dickinson from Dallas for OB Carl Larpenter.  
Obtained HB Bob Scarpitto, DB Bob Zeman and OE Luther Hayes from San Diego for cash.

### 1960

Obtained DB Goose Gonsoulin from Dallas for FB Jack Spikes.



## RETIRED NUMBERS

The Denver Broncos have retired two jersey numbers in their 34-year history, quarterback Frank Tripucka and running back Floyd Little.

Tripucka, who wore number 18, was Denver's first quarterback and called signals for the Broncos from 1960-63. He played in the American Football League all-star game in 1962 and passed for 7,676 yards in his Denver career.

Little, who wore number 44 for the Broncos as well as during his legendary college career at Syracuse, played in Denver from 1967-75 and is the team's all-time leader in rushing (6,323 yards) and total touchdowns (54). Little was All-AFL in 1969 and played in two AFL all-star games (1968, 1969) and three Pro Bowls (1971, 1972, 1973).

# ALL- TIME ROSTER

Bob Adams	TE	Pacific	1975
Kenneth M. Adamson	G	Notre Dame	1960-62
Steve Alexakos	G	San Jose State	1970
Elijah Alexander	LB	Kansas State	1993
Jeff Alexander	RB	Southern	1989, 1992
Ray Alexander	WR	Florida A&M	1984
Ted Allen	RB	Springfield College	1969
Elihu (Buddy) Allen	HB	Utah State	1961
Donald R. Allen	FB	Texas	1960
Ty Allert	LB	Texas	1990
Henry Allison	T	San Diego State	1977
Vaughn S. (Buddy) Alliston	LB	Mississippi	1960
Lyle Alzado	DE	Yankton College	1971-78
David R. Ames	HB	Richmond	1961
Robert Anderson	HB	Colorado	1970-73
Mitch Andrews	TE	Louisiana State	1987
Lou Andrus	LB	Brigham Young	1967
Otis Armstrong	RB	Purdue	1973-80
LeFrancis Arnold	G/C	Oregon	1974
Mike Askea	T	Stanford	1973
Billy Atkins	DB	Auburn	1964
Frank Atkinson	DE	Stanford	1964
George Atkinson	S	Morris Brown	1979
Steve Atwater	S	Arkansas	1989-93
John Ayers	G	W. Texas State	1987
Jay Bachman	C	Cincinnati	1968-71
Bill Bain	T	So. California	1976, 1978
Jerry Baker	T	Tulane	1983
Mike Barber	TE	Louisiana Tech	1985
Ernie Barnes	G	No. Carolina Col.	1963-64
Walter Barnes	DE	Nebraska	1969-71
Dean Barnett	TE	Nevada (L.V.)	1983
Odell Barry	HB	Findlay	1964-65
James Barton	C	Marshall	1961-62
Rick Baska	LB	UCLA	1976-77
Norman Bass	DB	Pacific	1964
Scott Beavers	G	Georgia Tech	1990
Tom Beer	TE	Houston	1967-69
Dave Behrman	C	Michigan State	1967
Kevin Belcher	T	Wisconsin	1987
Henry Bell	HB	No college	1960
Ken Bell	RB-WR	Boston College	1986-89
Frank Bernardi	DB	Colorado	1960
Lee Bernet	T	Wisconsin	1965-66
Rod Bernstine	RB	Texas A&M	1993
Keith Bishop	C-G	Baylor	1980, 1982-89
Tony Boddie	RB	Montana State	1986-87
Melvin Bonner	WR	Baylor	1993
Gordon Bowdell	WR	Michigan State	1971
Walt Bowyer	DE	Arizona St.	1983-84, 1987-88
Greg Boyd	DE	San Diego State	1980-82
Greg Bracelin	LB	California	1980
Ronnie Bradford	DB	Colorado	1993
Phil Brady	S	Brigham Young	1969
John Bramlett	LB	Memphis State	1965-66
Melvin Bratton	RB	Miami (Fla.)	1989-90
Tyrone Braxton	DB	No. Dakota State	1987-93
Don Breaux	QB	McNeese State	1963
Bob Breitenstein	T	Tulsa	1965-67
Chris Brewer	RB	Arizona	1984
Marlin Briscoe	QB	Omaha	1968
John W. (Red) Brodnax	FB	Louisiana State	1960
Michael Brooks	LB	Louisiana State	1987-92
Boyd Brown	TE	Alcorn A&M	1974-76
Clay Brown	TE	Brigham Young	1983
Hardy Brown	LB	Tulsa	1960
Ken Brown	C	New Mexico	1979
Laron Brown	WR	Texas	1987
Willie Brown	DB	Grambling	1963-66
Sam Brunelli	G	Colorado St. Col.	1966-71
Larry Brunson	WR	Colorado	1980
Bill Bryan	C	Duke	1977-88
Steve Bryan	DE/LB	Oklahoma	1987-88
Tom Buckman	TE	Texas A&M	1969
Fred Bukaty	FB	Kansas	1961
Bobby Burnett	RB	Arkansas	1969
George Burrell	S	Pennsylvania	1969

Steve Busick	LB	Southern California	1981-85
Gerry Russell	DB	Georgia Tech	1965
Bill Butler	LB	San Fernando Valley	1970
George (Butch) Byrd	DB	Boston University	1971
Scott Caldwell	RB	Texas - Arlington	1987
Carter Campbell	DE	Weber State	1971
Larry Canada	FB	Wisconsin	1978-79, 1981
Albert R. Carmichael	HB	So. California	1960-61
Paul Carmichael	HB	El Camino JC	1965
Don Carothers	E	Bradley	1960
Kenneth L. Carpenter	E	Oregon State	1960
Alphonso Carreker	DE	Florida State	1989, 1991
Darren Carrington	CB	Northern Arizona	1989
Rubin Carter	DT	Miami (Fla.)	1975-86
Tim Casey	LB	Oregon	1969
John E. Cash	E	Allen	1961-62
Tom Cassese	DB	C. W. Post	1967
Jeremiah Castille	CB	Alabama	1987-88
Grady Cavness	CB	Texas-El Paso	1969
Barney Chavous	DE	So. Carolina State	1973-85
Max Choboiian	QB	San Fernando State	1966
Tom Cichowski	T	Maryland	1968-69
Ralph Cindrich	LB	Pittsburgh	1974
Brian Clark	T	Clemson	1982
Kevin Clark	DB	San Jose State	1987-88, 1990-91
Kelvin Clark	T	Nebraska	1979-81
Mike Clendenen	K	Houston	1987
Don Coffey	E	Memphis State	1963
Steve Coleman	DE	Delaware State	1974
Tony Colorito	NT	Southern California	1986
Darren Comeaux	LB	Arizona State	1982-86
Ed Cooke	DE	Maryland	1964-65
Mark Cooper	G/T	Miami (Fla.)	1983-87
Kip Corrington	S	Texas A&M	1989-90
Dave Costa	DT	Utah	1967-71
Bill Cottrell	G	Delaware Valley	1972
Larry Cox	DT	Abilene Christian	1966-68
Eric Crabtree	FL	Pittsburgh	1966-68
Gary Crane	LB	Arkansas State	1969
Willis Crenshaw	FB	Kansas State	1970
Ken Criter	LB	Wisconsin	1969-74
Mike Crael	LB	Nebraska	1991-93
Ed Cummings	LB	Stanford	1965
Carl Cunningham	LB	Houston	1967-70
Mike Current	T	Ohio State	1967-75
Scott Curtis	LB	New Hampshire	1989-90
Brad Daluiso	K	UCLA	1992
Eldon V. Danenhauer	T	Pittsburg (Kan.)	1960-65
William A. Danenhauer	E	Emporia College	1960
Jeff Davidson	G/T	Ohio State	1990-92
Dick Davis	RB	Nebraska	1970
Jack T. Davis	T	Arizona	1960
Marvin Davis	DT	Wichita State	1966
Joe Dawkins	RB	Wisconsin	1971-73
Albert E. Day	T	Eastern Michigan	1960
Steve DeBerg	QB	San Jose State	1981-83
Robert Delpino	RB	Missouri	1993
Rick Dennison	LB	Colorado State	1982-90
Al Denson	FL	Florida A&M	1964-70
John Denvir	G	Colorado	1962
Wallace Dickey	T	S.W. Texas State	1968-69
Richard L. (Bo) Dickinson	FB	So. Mississippi	1962-63
Doug (Bucky) Dilts	P	Georgia	1977-78
Charles Dimry	CB	Nevada-Las Vegas	1991-93
Hewitt Dixon	FB/TE	Florida A&M	1963-65
Zachary Dixon	RB	Temple	1979
Joe DiVito	QB	Boston College	1968
Kirk Dodge	LB	Nevada-Las Vegas	1987
Jack Dolbin	WR	Wake Forest	1975-79
Tom Domes	DT	Wisconsin	1971-72
Mitch Donahue	LB	Wyoming	1993
Tony Dorsett	RB	Pittsburgh	1988
Richard A. (Skip) Doyle	HB	Ohio State	1860
Shane Dronett	DE	Texas	1993
Tom Drougas	T	Oregon	1974
Darren Drozdov	DT	Maryland	1993
Joe Dudek	RB	Plymouth State	1987

Rick Duncan	K	Eastern Montana	1967
Myron Dupree	CB	N.C. Central	1983
Pete Duranko	DE	Notre Dame	1967-70, 72-74
Booker Edgersen	CB	Western Illinois	1970
Ron Egloff	TE	Wisconsin	1977-83
Jason Elam	K	Hawaii	1993
Jim Elfrid	LB	Colorado State	1961
John Elway	QB	Stanford	1983-93
John Embree	WR	Compton JC	1969-70
George Hunter Enis	QB	Texas Christian	1962
John P. Epperson	E	Adams State	1960
Thomas D. Erlandson	LB	Washington State	1962-65
Mike Ernst	QB	Cal-Fullerton	1972
Terry Erwin	HB	Boston College	1968
Jay Dale Evans	HB	Kansas City	1961
Jerry Evans	TE	Toledo	1993
Larry Evans	LB	Mississippi College	1976-82
Blake Ezor	RB	Michigan State	1990
Stan Fanning	DE	Idaho	1964
Miller Farr	DB	Wichita State	1965
Sean Farrell	G	Penn State	1990-91
Steve Fitzhugh	DB	Miami (Ohio)	1987
Billy Ray Fletcher	E	Memphis State	1966
Simon Fletcher	LB/DE	Houston	1985-93
Steve Foley	DB	Tulane	1976-86
Garrett Ford	FB	West Virginia	1968
Fred Forsberg	LB	Washington	1968, 70-73
Jason Franci	E	Santa Barbara	1966
Mike Franckowiak	RB	Central Michigan	1975-76
James G. Fraser	LB/P	Wisconsin	1962-64
Al Frazier	HB	Florida A&M	1961-63
Mike Freeman	G	Arizona	1984, 1986-87
Russell Freeman	T	Georgia Tech	1992-93
Dennis Furjanic	DE	Houston	1967
George Gaiser	T	Southern Methodist	1968
Bob Gaiters	HB	New Mexico State	1963
David Galloway	DE	Florida	1990
Scott Garnett	NT	Washington	1984
Drake Garrett	DB	Michigan State	1968-70
Charles E. Gavin	DE	Tennessee State	1960-63
Ron Geater	NT	Iowa	1992
Bob Geddes	LB	UCLA	1972
Jack Gehrke	WR	Utah	1971
Ralph Giacommaro	P	Penn State	1987
Freddie Gilbert	DE	Georgia	1986-88
Cookie Gilchrist	FB	No college	1965, 1967
Scotty Glacken	QB	Duke	1966-67
Glenn Glass	DB	Tennessee	1966
Tom Glassic	G	Virginia	1976-83
George Goeddeke	G	Notre Dame	1967-72
Austin (Goose) Gonsoulin	DB	Baylor	1960-66
John Gonzaga	G	No college	1966
Brian Goodman	G	UCLA	1975
Harvey Goodman	G	Colorado	1976
Cornell Gordon	CB	No. Carolina A&T	1970-72
Sam Graddy	WR	Tennessee	1987-88
Randy Gradishar	LB	Ohio State	1974-83
Tom Graham	LB	Oregon	1972-74
John Granby	S	Virginia Tech	1992
John Grant	DT/DE	So. California	1973-79
Marsharne Graves	T	Arizona	1984
Gaston Green	RB	UCLA	1991-92
Paul Green	TE	Southern California	1989
Charles Greer	DB	Colorado	1968-74
James D. Greer	E	Elizabeth City State	1960
John Griffin	HB	Memphis State	1964-66
Bill Groman	HB/E	Heidelberg	1963
Dick Guesman	T-K	West Virginia	1964
Kevin Guidry	CB	Louisiana State	1988
Donald Gulseth	LB	North Dakota	1966
Melwood N. (Buzz) Guy	G	Duke	1961-62
Brian Habib	G	Washington	1993
Dale Hackbart	S	Wisconsin	1973
Joey Hackett	TE	Elon College	1986

Mike Haffner	E	UCLA	1968-70
Steve Haggerty	DB	Colorado	1975
Chris Hale	DB	USC	1993
Ronnie Haliburton	LB	Louisiana State	1990-91
Darryl Hall	S	Washington	1993
Darrell Hamilton	T	North Carolina	1989-91
Wayne Hammond	DT	Montana State	1976
Billy Hardee	DB	Virginia Tech	1976
Mike Harden	CB/S	Michigan	1980-88
Archie Harris	OL	William and Mary	1987
Tony Harris	WR	Toledo	1972
Dwight Harrison	WR	Texas A&I	1971-72
Maurice Harvey	DB	Ball State	1978, 1980
Johnny Ray Hatley	T	Sul Ross State	1960
Arthur A. Hauser	T	Xavier	1961
Wendell Hayes	HB	Humboldt State	1965-67
Abner Haynes	HB	North Texas State	1965-66
Mark Haynes	CB	Colorado	1986-89
Alfred Haywood	RB	Bethune-Cookman	1975
Wymon Henderson	CB	Nevada-Las Vegas	1989-92
Jerry Hendren	WR	Idaho	1970
Brad Henke	DE/NT	Arizona	1989
Gary Henson	E	Colorado	1964
Lonnie Hepburn	CB	Texas Southern	1974
George W. Herring	QB/P	So. Mississippi	1960-61
Mark Herrmann	QB	Purdue	1981-82
Bo Hickey	FB	Maryland	1967
Walter Highsmith	C	Florida A&M	1968-69
Jack Hill	HB	Utah State	1961
George Hoey	DB	Michigan	1975
John Hoffman	DE	Hawaii	1972
John Hohman	G	Wisconsin	1965-66
Gus Holloman	DB	Houston	1968-69
Shawn Hollingsworth	T	Angelo St.	1983
Ron Holmes	DE	Washington	1989-92
Gordon Holz	DT	Minnesota	1960-63
Winford Hood	G/T	Georgia	1984-88
Jerry Hopkins	LB	Texas A&M	1963-66
Mike Horan	P	Long Beach State	1986-92
Don Horn	QB	San Diego State	1971-72
Paul Howard	G	Brigham Young	1973-75, 1977-86
Bobby Howfield	K	No college	1968-70
John Huard	LB	Maine	1967-69
Robert Hudson	LB	Clemson	1960-61
John Hufnagel	QB	Penn State	1974-75
Bobby Humphrey	RB	Alabama	1989-91
Bob Humphreys	K	Wichita State	1967-68
Stefan Humphries	G	Michigan	1987-88
Ricky Hunley	LB	Arizona	1984-87
Daniel Hunter	CB	Henderson State	1985-86
Glenn Hyde	G-T	Pittsburgh	1976-81, 1984-85
Martin Imhof	DE	San Diego State	1976
Jerry Inman	DT	Oregon	1966-71, 73
Bernard Jackson	DB	Washington State	1977-80
Larron Jackson	G	Missouri	1971-74
Mark Jackson	WR	Purdue	1986-92
Richard Jackson	DE	Southern	1967-72
Roger Jackson	DB	Bethune-Cookman	1982-85, 1987
Tom Jackson	LB	Louisville	1973-86
Frank Jackunas	C	Detroit	1963
Ray Jacobs	DT	Howard Payne	1963-66
Charlie Janerette	DT	Penn State	1964-65
Tom Janik	DB/P	Texas A&I	1963-64
Pete Jaquess	DB	E. New Mexico	1967-70
Jim Jensen	RB	Iowa	1977, 1979-80
William Jessup	E	Southern California	1960
Eugene Jeter	LB	Arkansas AM&N	1965-67
William (Billy) Joe	FB	Villanova	1963-64
Barry Johnson	WR	Maryland	1991
Butch Johnson	WR	Cal-Riverside	1984-85
Charley Johnson	QB	New Mexico State	1972-75
Chuck Johnson	T	Texas	1992-93
Earl Johnson	DB	South Carolina	1987
Jason Johnson	WR	Illinois State	1988
Reggie Johnson	TE	Florida State	1991-93
Vance Johnson	WR	Arizona	1985-93



Tim Joiner	LB	Louisiana State	1987
Calvin Jones	CB	Washington	1973-76
David Jones	OL	Texas	1987
Daryll Jones	DB	Georgia	1987
Henry Jones	RB	Grambling	1969
Jimmy Jones	WR	Wisconsin	1968
Leonard Jones	DB	Texas State	1987
Rondell Jones	S	North Carolina	1993
Rulon Jones	DE	Utah State	1980-88
Victor Jones	RB	Louisiana State	1992
Larry Jordan	E/LB	Youngstown	1962-64
Donald G. Joyce	E	Tulane	1962
Jim Juriga	T/G	Illinois	1988-90
John Kacherski	LB	Ohio State	1992
Larry Kaminski	C	Purdue	1966-73
Bob Kampa	DT	California	1974
Ken Karcher	QB	Tulane	1987-88
Rich Karlis	K	Cincinnati	1982-88
Keith Kartz	C-T	California	1987-93
Clarence Kay	TE	Georgia	1984-92
Bill Keating	DT	Michigan	1966-67
Mike Kellogg	FB	Santa Clara	1966-67
Pat Kelly	TE	Syracuse	1988-89
Crawford Ker	G	Florida	1991
Jon Keyworth	RB	Colorado	1974-80
Jim Klick	RB	Wyoming	1976-77
Tony Kimbrough	WR	Jackson State	1993
Donald W. King	E	Kentucky	1960
Vince Kinney	WR	Maryland	1978-79
Bruce Klostermann	LB	So. Dakota State	1987-89
Jeff Knappe	QB	Northern Colorado	1980
Shawn Knight	NT	Brigham Young	1988
Mike Knox	LB	Nebraska	1987
Robert E. Konovsky	E	Wisconsin	1961
Greg Kragen	NT	Utah State	1985-93
Jim Krieg	WR	Washington	1972
Gary Kroner	K	Wisconsin	1965-67
Ray Kubala	C	Texas A&M	1964-67
Gary Kubiak	QB	Texas A&M	1983-91
Frank W. Kuchta	C	Notre Dame	1960
Aaron Kyle	DB	Wyoming	1980-82
Ron Lamb	FB	South Carolina	1968
Gordon Lambert	LB	Tennessee-Martin	1968-69
Patsy C. Lamberti, Jr.	LB	Richmond	1961
Gene Lang	RB	Louisiana State	1984-87
Le-Lo Lang	CB	Washington	1990-93
Ken Lanier	T	Florida State	1981-92
Dan LaRose	DE	Missouri	1966
Carl James Larpenster	G	Texas	1960-61
Bill Larson	TE	Colorado State	1980
Bill Laskey	LB	Michigan	1973-74
Isaac T. Lassiter	E	St. Augustine	1962-64
Kit Lathrop	DE	Arizona State	1979
Don Latimer	DT	Miami (Fla.)	1978-83
Jim Leclair	QB	C. W. Post	1967-68
Roger LeClerc	C	Trinity (Conn.)	1967
Jacky Lee	QB	Cincinnati	1964-65
Larry Lee	C/G	UCLA	1987
Max Leetzow	DE	Idaho	1965-66
Mike Lemon	LB	Kansas	1975
Jack Lentz	S	Holy Cross	1967-68
Darrell Lester	FB	McNeese State	1965-66
Greg Lewis	RB	Washington	1991-92
Herman Lewis	DE	Virginia Union	1968
Tony Lilly	S	Florida	1984-87
Hub Lindsey	HB	Wyoming	1968
Pete Liske	QB	Penn State	1969-70
Floyd Little	HB	Syracuse	1967-75
Bill Lobenstein	DL	Wisconsin-Whitewater	1987
Kerry Locklin	TE	New Mexico State	1987
Dave Logan	WR	Colorado	1984
Tim Lucas	LB	California	1987-93
Tommy Luke	LB	Mississippi	1968
Fran Lynch	HB	Hotstra	1967-75
Anthony Lynn	RB	Texas Tech	1993

Tom Lyons	G	Georgia	1971-76
Rob Lytle	TE/RB	Michigan	1977-83
Dan MacDonald	LB	Idaho State	1987
Tommy Maddox	QB	UCLA	1992-93
Don Maggs	G/T	Tulane	1993
Ernest G. (Pete) Mangum	LB	Mississippi	1960
Wade Manning	WR	Ohio State	1981-82
Brisen Manor	DE	Arkansas	1977-84
Bobby Maples	C	Baylor	1972-78
Arthur Marshall	WR	Georgia	1992-93
Charles E. Marshall	HB	Oregon State	1962
Warren Marshall	RB	James Madison	1987
Paul Martha	S	Pittsburgh	1970
Rick Massie	WR	Kentucky	1987-88
Billy Masters	TE	Louisiana State	1970-74
Pat Matson	G	Oregon	1966-67
Archie Matsos	LB	Michigan State	1966
Jack Mattox	T	Fresno State	1961-62
Marv Matuszak	LB	Tulsa	1964
Andy Maurer	T	Oregon	1977
Dean May	QB	Louisville	1987
Ray May	LB	So. California	1973-75
Brendan McCarthy	FB	Boston College	1968-69
John McCormick	QB	Massachusetts	1963, 65-66, 68
Jake McCullough	DE	Clemson	1989-90
Robert V. McCullough	G	Colorado	1962-65
Lawrence McCutcheon	RB	Colorado State	1980
Ed (Wahoo) McDaniel	LB	Oklahoma	1961-63
Orlando McDaniel	WR	Louisiana State	1982
Lewis B. (Bud) McFadin	DT	Texas	1960-63
John McGeever	DB	Auburn	1962-65
Kell McGregor	TE	Colorado State	1985
Monte McGuire	QB	Texas Tech	1987
Bill McKoy	LB	Purdue	1970-72
Ron McLean	DL	Cal-State-Fullerton	1987
James R. McMillin	DB	Colorado State	1960-62, 1964-65
Robert McNamara	HB	Minnesota	1960-61
Karl Mecklenburg	LB/DE	Minnesota	1983-93
Bob Meeks	C	Auburn	1992-93
Jon Melander	G	Minnesota	1993
Mark Merrill	LB	Minnesota	1981-82
Bobby Micho	RB/TE	Texas	1986-87
Glyn Milburn	RB	Stanford	1993
Jeff Mills	LB	Nebraska	1990-93
Eugene Mingo	HB/K	No college	1960-64
Claudie Minor	T	San Diego State	1974-82
Tommy Earl Minter	HB	Baylor	1962
Dean Miraldi	T	Utah	1985
Rex Mirich	DE	Northern Arizona	1967-69
Alvin Mitchell	S/WR	Morgan State	1970
Charlie Mitchell	HB	Washington	1963-67
Leroy Mitchell	CB	Texas Southern	1971-73
Orson Mobley	TE	Salem College (W.V.)	1986-90
Alton Montgomery	S/CB	Houston	1990-92
Marv Montgomery	T	So. California	1971-76
Randy Montgomery	CB	Weber State	1971-73
Mike Montler	C	Colorado	1977
Alex Moore	HB	Norfolk State	1968
Bob Moore	TE	Stanford	1978
Leroy Moore	DE	Fort Valley (Ga.)	1964-65
Randy Moore	DT	Arizona State	1976
Shawn Moore	QB	Virginia	1991-93
Emery Moorehead	WR/RB	Colorado	1980
Craig Morton	QB	California	1977-82
Haven Moses	WR	San Diego State	1972-81
John Mosier	TE	Kansas	1971
Bobby Moten	TE	Bishop College	1968
Marc Munford	LB	Nebraska	1987-90
Mark Murray	LB	Florida	1991
Wilbur Myers	S	Delta State	1983
Jesse Myles	RB	Louisiana State	1983-84
Chip Myrtle	LB	Maryland	1967-72
Rob Nairne	LB	Oregon State	1977-80
Ricky Nattiel	WR	Florida	1987-92
Ron Nery	E	Wisconsin	1963
Tom Neville	T	Mississippi State	1978

Lee (Mike) Nichols	C	Arkansas A&M	1960-61	Justin D. Rowland	HB	Texas Christian	1962
John Nocera	LB	Iowa	1963	John Rowser	DB	Michigan	1974-76
Tom Nomina	T	Miami (Ohio)	1963-65	Martin Rudolph	DB	Arizona	1987
Ben Norman	RB	Colorado State	1980	Mike Ruether	C	Texas	1988-on
Chris Norman	P	So. Carolina	1984-86	Darryl Russell	DB	Appalachian State	198
Philip H. Nugent	HB	Tulane	1961	Derek Russell	WR	Arkansas	1991
				Jim Ryan	LB	William and Mary	1979-88
				Tom Rychlec	E	American International	1963
Tom Oberg	S	Portland State	1968-69	George Saimes	S	Michigan State	1970-72
Riley Odoms	TE	Houston	1972-83	Harvey Salem	T	California	1991
Muhammad Oliver	DB	Oregon	1992	Clint Sampson	WR	San Diego State	1983-86
Phil Olsen	C	Utah State	1975-76	John Sawyer	TE	So. Mississippi	1983-84
Harold Olson	T	Clemson	1963-64	Ron Sbranti	LB	Utah State	1966
John Olszewski	FB	California	1962	Robert Scarpitto	WR/P	Notre Dame	1962-67
Jim O'Malley	LB	Notre Dame	1973-75	Carl Schaukowitz	G	Penn State	1975
Willie Oshodin	DE	Villanova	1993	Steve Schindler	G	Boston College	1977-78
				Mike Schnitker	G	Colorado	1969-74
Chris Pane	DB	Chico State	1976-79	John Schultz	WR	Maryland	1976-78
Don Parish	LB	Stanford	1972	Lew Scott	DB	Oregon State	1966
Ernie Park	G	McMurry State	1967	Kirk Scrafford	T	Montana	1993
Charlie Parker	G	So. Mississippi	1965	James H. Sears	H B	So. California	1960-61
Daren Parker	P	South Carolina	1992	Goldie Sellers	DB	Grambling	1966-67
Rick Parros	RB	Utah State	1981-84	Jeff Severson	DB	Long Beach State	1975
Al Pastrana	QB	Maryland	1969-70	Steve Sewell	RB/WR	Oklahoma	1985-91
Russell Payne	TE	Appalachian State	1987	Don Shackelford	G	Pacific	1964
Jack Peavey	OL	Troy State	1987	Rick Sharp	T	Washington	1972
Craig Penrose	QB	San Diego State	1976-79	Shannon Sharpe	WR	Savannah State	1990-93
James W. Perkins	T	Colorado	1962-64	George H. Shaw	QB	Oregon	1962
Lonnie Perrin	RB	Illinois	1976-78	Richard Shelton	CB	Liberty	1989
Gerald Perry	G/T	Southern University	1988-90	Rod Sherman	WR	Southern California	1972
Robert Perryman	FB	Michigan	1991-92	Roger T. Shoals	T	Maryland	1971
Anton Peters	T	Florida	1963	Laval Short	DT	Colorado	1980
Lyle Pickens	DB	Colorado	1987	Jerry Simmons	WR	Bethune-Cookman	1971-74
John Pitts	S	Arizona State	1973-75	Leon Simmons	LB	Grambling	1963
Dave Pivec	TE	Notre Dame	1969	Mike Simone	LB	Stanford	1972-74
Bruce Plummer	DB	Mississippi State	1987-88, 1990	Jack M. Simpson	LB	Mississippi	1961
Bobby Ply	DB	Baylor	1967	John Sklopan	HB	So. Mississippi	1963
Randy Polt	DB	Stanford	1975-77	Milton (Mickey) Slaughter	QB	Louisiana Tech	1963-66
David Poole	DB	Carson-Newman	1993	Tom Smiley	RB	Lamar Tech	1969
Nathan Poole	RB	Louisville	1982-83, 1985, 1987	Aaron Smith	LB	Utah State	1984
Kerry Porter	RB	Washington State	1990	Art Smith	LB	Hawaii	1980
Dickie Post	RB	Houston	1971	Daniel Eugene Smith	HB	Northeast Oklahoma	1961
Warren Powers	DE	Maryland	1989-91	Dennis Smith	S	Southern California	1981-93
Eugene Prebola	E	Boston University	1961-63	Don Smith	G	Florida A&M	1967
Steve Preece	S	Oregon State	1972	Ed Smith	DE	Colorado College	1973-75
Dave Preston	HB	Bowling Green	1978-83	Elliott Smith	CB	Alcorn A&M	1990
Luke Prestidge	P	Baylor	1979-83	Harold Smith	T	UCLA	1960
James Price	LB	Auburn	1964	Hugh B. Smith	E	Kansas	1962
Errol Prisby	DB	Cincinnati	1967	James Smith	S	Utah State	1969
John J. Pyeatt	HB	No college	1960	Matt Smith	LB	West Virginia	1987
				Monte Smith	G	North Dakota	1989
Frank Quayle	RB	Virginia	1969	Paul Smith	DT/DE	New Mexico	1968-78
				Perry Smith	DB	Colorado State	1980-81
Bruce Radford	DE	Grambling	1979	Sammie Smith	RB	Florida State	1992
Steve Ramsey	QB	North Texas State	1971-76	Willie Smith	G	Michigan	1960
Leo T. Reed	T	Colorado State	1961	Matt Snorton	TE	Michigan State	1964
Tony Reed	RB	Colorado	1981	Brian Sochia	NT/DE	NW Oklahoma State	1991-92
Dan Remsberg	T	Abilene Christian	1986-87	Roland Solomon	CB	Utah	1981
Randy Rich	DB	New Mexico	1977	Henry Sorrell	LB	Chattanooga	1967
Bob Richardson	DB	UCLA	1966	Rich Stachowski	DE/NT	California	1983
Frank Richter	LB	Georgia	1967-69	Jerry N. Stalcup	LB	Wisconsin	1961-62
Larry Riley	DB	Salem College (W.V.)	1977	Scott Stankavage	QB	North Carolina	1984, 1986
Reggie Rivers	RB	SW Texas State	1991-93	Bruce Starling	HB	Florida	1963
Joe Rizzo	LB	Merchant Marines	1974-80	Larry Steele	P	Santa Rosa	1974
Randy Robbins	DB	Arizona	1984-91	Fred Steinfert	K	Boston College	1979-81
Frank Robinson	CB	Boise State	1992-93	James E. Stinnette	FB/LB	Oregon State	1961-62
Jeff Robinson	DE	Idaho	1993	Jesse Stokes	DB	Corpus Christi	1968
Jeroy Robinson	LB	Texas A&M	1990	Don E. Stone	FB	Arkansas	1961-64
Matt Robinson	QB	Georgia	1980	Otto Stowe	WR	Iowa State	1974
Alden Roche	DE	Southern University	1970	Robert J. Stransky	HB	Colorado	1960
Ruben Rodriguez	P	Arizona	1992	David Strickland	T/G	Memphis State	1960
William E. Roehnell	LB	Bradley	1961-62	Dave Studdard	T	Texas	1979-88
Stan Rogers	T	Maryland	1975	Jerry G. Sturm	C/T/G	Illinois	1961-66
David S. Rolle	FB	Oklahoma	1960-61	Nick Subis	G/C	San Diego State	1991
Albert Romine	HB	Florence State	1960	John Sullins	LB	Alabama	1992
Barry Rose	WR	Wisc.-Stevens Point	1993	Don Summers	TE	Boise State	1984-85
Oliver Ross	RB	Alabama A&M	1973-75	Jim Summers	DB	Michigan State	1967
Tobin Rote	QB	Rice	1966				
Tom Rouen	P	Colorado	1993				

Shane Swanson	WR	Nebraska	1987
Neal Sweeney	FL	Tulsa	1967
Bob Swenson	LB	California	1975-79, 1981-83
Gene Sykes	DB	Louisiana State	1967
Jim Szymanski	DE	Michigan State	1990-91

George Tarasovic	DE	Louisiana State	1967
Alphonso Taylor	DT	Temple	1993
Kitrick Taylor	WR	Washington State	1993
Jerry L. Tarr	E	Oregon	1962
Lionel T. Taylor	E	New Mexico Highlands	1960-66
Steve Tensi	QB	Florida State	1967-70
Jim Thibert	LB	Toledo	1965
Calvin Thomas	RB	Illinois	1988
Earlie Thomas	DB	Colorado State	1975
J. T. Thomas	S	Florida State	1982
Zach Thomas	WR/PR	S. California State	1983-84
Anthony Thompson	LB	East Carolina	1990
Arland Thompson	G	Baylor	1980
Billy Thompson	DB	Maryland State	1969-81
Jim Thompson	DT	Southern Illinois	1965
Robert Thompson	WR	Youngstown State	1987
Cedric Tillman	WR	Alcorn State	1992-93
Dave Tobey	LB	Oregon	1968
Andre Townsend	DE/NT	Mississippi	1984-90
Keith Traylor	LB	Central State (Oklahoma)	1991-92
Jerry Traynham	HB	Southern California	1961
David Treadwell	K	Clemson	1989-92
Steve Trimble	DB	Maryland	1981-83
Frank Trippucka	QB	Notre Dame	1960-63
Jeff Tupper	DL	Oklahoma	1987
Godwin Turk	LB	Southern Univ.	1976-78
Clem Turner	RB	Cincinnati	1970-72
Jim Turner	K	Utah State	1971-79
Maurice Tyler	S	Morgan State	1973-74
Richard Tyson	G	Tulsa	1967

Keith Uecker	T	Auburn	1982-83
Rick Upchurch	WR	Minnesota	1975-83
Olen Underwood	LB	Texas	1971

Bill Van Heusen	WR/P	Maryland	1968-76
Bob Vaughan	G	Mississippi	1968
Chris Verhulst	TE	Cal-State Chico	1990
Lloyd Voss	T	Nebraska	1972

Bob Wade	CB	Morgan State	1970
Clarence Walker	HB	Southern Illinois	1963
Kenny Walker	DE	Nebraska	1991-92
Dave Washington	LB	Alcorn A&M	1971
Dave Washington	E	Southern California	1968
Gene Washington	WR	Michigan State	1973
Steve Watson	WR	Temple	1979-87
Norris Weese	QB	Mississippi	1976-79
Theodore A. Wegerl	FB	No college	1961
Jack Weil	P	Wyoming	1986
Bill West	CB	Tennessee State	1972
Charlie West	DB	UTEP	1978-79
Willie West	DB	Oregon	1964
Max Wettstein	E	Florida State	1966
Jim Whalen	TE	Boston College	1970-71
Andre White	TE	Florida A&M	1967
Jim White	DE	Colorado State	1976
Dave Widell	C/G	Boston College	1990-93
Doug Widell	G	Boston College	1989-92
Gerald Willhite	RB	San Jose State	1982-88
Dan Williams	DE	Toledo	1993
Harold Williams	HB	Miami (Ohio)	1961
Wandy Williams	RB	Hofstra	1969-70
Nemiah Wilson	DB	Grambling	1965-67
Steve Wilson	CB	Howard	1982-88
Sammy Winder	RB	Southern Mississippi	1982-90
Bryant Winn	LB	Houston	1987
Malcolm Richard Wood	QB	Auburn	1962
Ken Woodard	LB	Tuskegee Institute	1982-86
Ray Woodard	DE	Texas	1987
Chris Woods	WR	Auburn	1989
James Earl Wright	HB	Memphis State	1964

Jim Wright	TE	Texas Christian	1980-85
Lonnie Wright	DB	Colorado State	1966-67
Louis Wright	CB	San Jose State	1975-86
Dave Wyman	LB	Stanford	1993

William G. Yelverton	E	Mississippi	1960
Joseph A. Young	E	Arizona	1960-61
Michael Young	WR	UCLA	1989-92
Robert Young	G	Howard Payne	1966-70

Bob Zeman	DB	Wisconsin	1962-63
Gary Zimmerman	T	Oregon	1993

## Schools Represented

Colorado 22, Wisconsin 16, Southern California 15, Maryland 14, Oregon 14, Louisiana State 13, Colorado State 12, Texas 12, Arizona 11, UCLA 11, Washington 11, Michigan State 10, Stanford 10, Utah State 10, Boston College 9, California 9, Georgia 9, Houston 9, Michigan 9, Nebraska 9, San Diego State 9, Baylor 8, Mississippi 8, Notre Dame 8, Auburn 7, Florida 7, Florida A&M 7, Florida State 7, Texas A&M 7, Grambling 6, Memphis State 6, Minnesota 6, Ohio State 6, Oregon State 6, Penn State 6, Southern Mississippi 6, Tulane 6, Arizona State 5, Arkansas 5, Brigham Young 5, Clemson 5, Oklahoma 5, Pittsburgh 5, Purdue 5, San Jose State 5, Southern 5, Tulsa 5, Wyoming 5, Alcorn State 4, Idaho 4, Illinois 4, Kansas 4, Miami (Fla.) 4, Nevada-Las Vegas 4, South Carolina 4, Toledo 4, Utah 4, Washington State 4, 20 with three each, 35 with two each, 100 with one each. Seven players did not attend college.

## Service

**FOURTEEN YEARS** — Tom Jackson 1973-86.

**THIRTEEN YEARS** — Barney Chavous 1973-85; Paul Howard 1973-75, 1977-86; Dennis Smith 1981-93; Bill Thompson 1969-81.

**TWELVE YEARS** — Billy Bryan 1977-88; Rubin Carter 1975-86; Ken Lanier 1981-92; Riley Odoms 1972-83; Louis Wright 1975-86.

**ELEVEN YEARS** — John Elway 1983-93; Steve Foley 1976-86; Karl Mecklenburg 1983-93; Paul Smith 1968-78.

**TEN YEARS** — Randy Gradisher 1974-83; Haven Moses 1972-81; Jim Ryan 1979-88; Dave Studdard 1979-88.

**NINE YEARS** — Keith Bishop 1980, 1982-89; Mike Current 1967-75; Rick Dennison 1982-90; Simon Fletcher 1985-93; Mike Harden 1980-88; Vance Johnson 1985-93; Rulon Jones 1980-88; Clarence Kay 1984-92; Greg Krager 1985-93; Gary Kubiak 1983-91; Floyd Little 1967-75; Fran Lynch 1967-75; Claude Minor 1974-82; Jim Turner 1971-79; Rick Upchurch 1975-83; Billy Van Heusen 1968-76; Steve Watson 1979-87; Sammy Winder 1982-90.

**EIGHT YEARS** — Lyle Alzado 1971-78; Otis Armstrong 1973-80; Tom Glassic 1976-83; Glenn Hyde 1976-81; Larry Kaminski 1966-73; Brison Manor 1977-84; Randy Robbins 1984-91; Steve Sewell 1985-92; Bob Swenson 1975-79; 1981-83.

**SEVEN YEARS** — Tyrone Braxton 1987-93; Al Denson 1964-70; Pete Duranko 1967-70, 1972-74; Ron Egloff 1977-83; Larry Evans 1976-82; Goose Gonsoulin 1960-66; John Grant 1973-79; Charles Greer 1968-74; Mike Horan 1986-92; Jerry Inman 1966-71; Mark Jackson 1986-92; Rich Karlis 1982-88; Keith Kartz 1987-93; Jon Keyworth 1973-79; Tim Lucas 1987-93; Rob Lytle 1977-83; Bobby Maples 1972-78; Joe Rizzo 1974-80; Lionel Taylor 1960-66; Andre Townsend 1984-90; Gerald Willhite 1982-88; Steve Wilson 1982-88.

**SIX YEARS** — Sam Brunelli 1966-71; Michael Brooks 1987-92; Ken Crier 1969-74; Eldon Danonhauer 1960-65; George Goeddeke 1967-72; Richard Jackson 1967-72; Don Latimer 1978-83; Tommy Lyons 1971-76; Marv Montgomery 1971-76; Craig Morton 1977-82; Chip Myrtle 1967-72; Dave Preston 1978-83; Steve Ramsey 1971-76; Bob Scarpitto 1962-67; Mike Schnitker 1969-74; Jerry Sturm 1961-66.



## BRONCO MOST VALUABLE PLAYERS

### EARL HARTMAN AWARD

OFFENSE	DEFENSE	SPECIAL TEAMS
1993 John Elway	Simon Fletcher	Reggie Rivers
1992 John Elway	Simon Fletcher	Keith Traylor
1991 John Elway	Dennis Smith	Alton Montgomery
1990 Bobby Humphrey	Steve Atwater	Kevin Clark
1989 Bobby Humphrey	Dennis Smith	David Treadwell
1988 John Elway/ Sammy Winder	Simon Fletcher	Ken Bell
1987 John Elway	Karl Mecklenburg	Ken Bell
1986 John Elway	Mike Harden	Darren Comeaux
1985 John Elway	Rulon Jones	Daniel Hunter
1984 Steve Watson	Louis Wright	Ken Woodard
1983 Steve Watson	Randy Gradishar	Ken Woodard
1982 Billy Bryan	Louis Wright	Rob Lytle/ Rick Upchurch
1981 Steve Watson	Bob Swenson	Jim Ryan
1980 Billy Bryan	Randy Gradishar	Fred Steinfert
1979 Craig Morton	Bob Swenson	Larry Canada
1978 Riley Odoms	Randy Gradishar	Maurice Harvey
1977 Craig Morton	Tom Jackson	Rick Upchurch
1976 Riley Odoms	Tom Jackson	Rick Upchurch
1975 Bobby Maples	Lyle Alzado	Jim Turner
1974 Otis Armstrong	Tom Jackson	Ken Criter
1973 Charley Johnson	Paul Smith	

### BOB PECK MEMORIAL AWARD MOST INSPIRATIONAL PLAYER

1993 Dennis Smith
1992 Dennis Smith
1991 Kenny Walker
1990 Keith Kartz
1989 Marc Munford
1988 Keith Bishop/Billy Bryan
1987 Keith Bishop
1986 Tom Jackson
1985 Tom Jackson
1984 Tom Jackson
1983 Tom Jackson
1982 Tom Jackson
1981 Tom Jackson

## HISTORICAL HIGHLIGHTS

### 1959

**AUGUST 14** — First American Football League organizational meeting held in Chicago. Denver, with Bob Howsam as its principal owner, named as a charter member along with New York, Dallas, Los Angeles, Minneapolis and Houston. **NOVEMBER 22** — First player selection draft held through 32 rounds. Denver's first pick is Roger LeClerc, center, Trinity. **DECEMBER 1** — Dean Griffing named general manager of the Broncos.

### 1960

**JANUARY 1** — Frank Filchock named first head coach of the Broncos. **JANUARY 30** — Denver placed in AFL's western division with Dallas, Oakland and Los Angeles. **JULY** — First Bronco training camp opens at Colorado School of Mines. **SEPTEMBER 9** — After losing all five pre-season games, the Broncos become the first AFL victor when they defeat the Patriots in Boston in history's first AFL game, 13-10. Attendance — 21, 597. **OCTOBER 2** — Broncos play first home game in Bears Stadium, defeat Oakland, 31-24, before crowd of 18, 372. **DECEMBER** — Offensive End Lionel Taylor, Defensive Tackle Bud McFadin and Safety Goose Gonsoulin all named to first official all-AFL team.

### 1961

**MAY 26** — Bob and Lee Howsam, original principal owners of the Broncos, sell their stock to a new syndicate headed by Cal Kunz and Gerry Phipps. **JUNE 1** — Cal Kunz named president and operating head of Empire Sports. **DECEMBER** — Lionel Taylor sets professional record with 100 pass receptions for season. Taylor and Bud McFadin named to all-AFL team. **DECEMBER** — Frank Filchock released as Broncos head coach.

### 1962

**FEBRUARY 1** — Jack Faulkner hired as Broncos head coach. **JULY 1** — Dean Griffing released as Broncos general manager. Faulkner named to dual post as head coach and general manager. **JULY** — Public burning ceremony of Broncos' notorious vertically striped socks at Broncos' intra squad game. **DECEMBER** — Jack Faulkner named coach of the year in AFL. Gene Mingo set professional field goal record of 27 in a season. Eldon Danenhauer, Lionel Taylor, Goose Gonsoulin and Bob Zeman named to the official all-AFL team.

### 1963

**DECEMBER** — Billy Joe named AFL rookie of the year. Goose Gonsoulin only Bronco to make the all-AFL team. Lionel Taylor wins fourth straight pass receiving title.

### 1964

**JANUARY** — Broncos and Jets complete historic nine-player trade, largest ever made in the AFL. Broncos send Gene Prebola, Wahoo McDaniel, Gordy Holz and Bob Zeman to Jets for Dick Guesman, Ed Cooke, Charlie Janerette, Jim Price and Sid Fournet. **OCTOBER 4** — Jack Faulkner released as head coach. **OCTOBER 5** — Mac Speedie accepts appointment as interim head coach. **DECEMBER 12** — Mac Speedie named head coach. **DECEMBER** — Jim Fraser wins third straight punting title. Willie Brown named to all-AFL team.

### 1965

**FEBRUARY 15** — Gerald and Allan Phipps purchase 52 percent of the stock of Empire Sports, thus giving them virtually 100 percent ownership and saving the Bronco franchise for Denver. **MARCH 5** — Record sale of 941 season tickets in one day. **APRIL 1** — Season ticket drive goal of 20,000 sales reached. Figure to reach 22,000 by May 1. **MAY 17** — Allan Phipps named president of Empire Sports, Inc. Gerry Phipps re-named Chairman of the Board. **MAY 29** — Jim Burris, Bears general manager, named executive vice-president of Empire Sports. **DECEMBER 12** — Lionel Taylor makes the 500th catch of his career in game against Boston to become the first AFL player to top this figure. **DECEMBER** — Tackle Eldon Danenhauer, Split End Lionel Taylor and Fullback Cookie Gilchrist named to the all-AFL team. Lionel Taylor wins fifth pass receiving crown and Abner Haynes — wins league kickoff return championship.

## HISTORICAL HIGHLIGHTS (Continued)

1966

**JUNE 8** — Merger of American and National Leagues announced. **SEPTEMBER 19** — Ray Malavasi named Head Coach of the Broncos. **DECEMBER** — John Bramlett, Goose Gonsoulin, Bob Scarpitto and Jerry Sturm chosen to play in AFL All-Star contest in January. **DECEMBER 19** — Lou Saban signs a 10-year contract as General Manager and Head Coach of the Denver Broncos.

1967

**MARCH 1** — Broncos move to new suburban executive offices with adjacent practice field and locker room facilities for both pre-season and regular season training. **MARCH 17** — Metropolitan Denver voters turn down stadium bond issue, but Bronco fans immediately organize for fund raising drive to improve Bears Stadium and keep Broncos in Denver. **MAY 17** — Floyd Little, Denver's No. 1 draft choice, signs with Broncos. Little becomes the first No. 1 choice to sign with Denver in the history of the club. **AUGUST 5** — Broncos defeat Detroit Lions 13-7 in pre-season game at DU for AFL's first win over the NFL. **AUGUST 15** — Quarterback Steve Tensi acquired from San Diego for first round draft choices in both 1968 and 1969. **DECEMBER** — Floyd Little paces AFL in punt returning with a 16.9 average. Bob Scarpitto repeats as punt leader with a 44.9 norm. Flanker Al Denson selected All League in player balloting.

1968

**JANUARY** — Flanker Al Denson, defensive tackle Dave Costa, center Larry Kaminski and cornerback Nemiah Wilson participate in AFL All-Star game. Lou Saban and staff coach the West stars. **FEBRUARY** — Civic drive to raise \$1.8 million ends successfully and City of Denver receives stadium as a gift after purchase of the facility from Empire Sports, Inc. by non-profit group. Construction begins on 16,000 seat upper deck that will raise capacity to 50,000 for 1968 season. **SEPTEMBER 21** — Broncos move into new administrative building at 5700 Logan Street. **DECEMBER 14** — Bears Stadium is officially re-named Denver Mile High Stadium.

1969

**JANUARY 19** — Dave Costa, Rich Jackson and Floyd Little participate in AFL All-Star Game in Jacksonville, Florida. **DECEMBER** — Floyd Little and Rich Jackson named to first team All League. **DECEMBER** — Bill Thompson (rookie) tops AFL list in punt and kickoff returns, the first player in pro football history to ever hold both titles.

1970

**JANUARY 17** — Rich Jackson, Dave Costa, Floyd Little, Mike Current and George Goeddeke play in All-Star game on West team. **SEPTEMBER** — Season ticket sale hits record number of 43,584. **DECEMBER 20** — Floyd Little gains 44 yards to win American Conference rushing title with 901 yards. It was first rushing crown and first season Little played in all 14 games.

1971

**JANUARY** — Richard Jackson named to official National Football League all-star team. **JANUARY** — Richard Jackson and Floyd Little make starting line-ups for American Conference in first AFC-NFC Pro Bowl game. **MAY 12** — Broncos stop sale of season tickets at record 47,500. **OCTOBER 24** — Denver coach Lou Saban and Broncos down Cleveland 27-0. It was first time Browns were shut-out since 1952. It was also to be Saban's last victory as Bronco coach. **NOVEMBER 17** — Lou Saban resigns as head coach of Broncos, a position he had held for five years. Offensive line coach Jerry Smith is named interim head coach. Saban, in December, resigns as General Manager to return to Buffalo Bills as head coach. **DECEMBER 19** — Floyd Little compiles 79 yards against Raiders in Oakland to finish as pro football's top runner with 1,133 yards. Little also becomes first Bronco to rush for more than 1,000 yards in a season.

1972

**JANUARY 5** — John Ralston, successful head coach at Stanford, is announced as Denver's new head coach. He later adds the title of General Manager. **MARCH 16** — For the first time in the history of Denver professional football, there will be no public sale of season tickets, it is reported. Season ticket holders renewed 46,500 of the 47,500 available season tickets, and further exercised their option for 8,000 additional tickets. **APRIL 5** — Long-time Rocky Mountain Empire Sports employee Earl Hartman dies of cancer. Hartman was Treasurer of Empire Sports and Business Manager of the Broncos at the time of his death.

288

## HISTORICAL HIGHLIGHTS (Continued)

1973

**MARCH 3** — Season ticket holders renew 47,800 of 48,000 season tickets to assure Denver again of having no public sale of season tickets. **OCTOBER 14** — Charley Johnson also becomes the 18th quarterback in pro football history to go over 20,000 yards lifetime as he connects for 214 yards plus three TDs to Haven Moses in a 48-20 win at Houston. **OCTOBER 22** — With "Orange Monday" banners waving, the Broncos perhaps play the most important game to date in the club's history against Oakland on national television. Denver comes back to knot the contest, 23-23, on a 35-yard field goal by Jim Turner. **NOVEMBER 25** — Denver defeats Kansas City, 14-10, to take over first place in the AFC West with three games to go. The win moves the Broncos to 6-3-2 — the six victories the second best mark ever for a Denver team to date. **DECEMBER 9** — Denver 42, San Diego 28! The Broncos are winners at last, as Denver clinches the team's seventh victory of the season, assuring the club of a winning year.

1974

**JANUARY** — Four Broncos, Floyd Little, Haven Moses, Riley Odoms and Paul Smith, are invited to play in the Pro Bowl. John Ralston is named AFC Coach of the Year for guiding Denver to its first winning season ever. Odoms is named All-Pro by NEA. **SEPTEMBER 10** — Denver voters pass a \$25 million bond issue to expand and improve Mile High Stadium to over 75,000 seats. The stadium was projected to be finished in time for the 1976 regular season. **SEPTEMBER 22** — The Broncos and the Pittsburgh Steelers play in the first regular season overtime game as a 35-35 score was present at the end of regulation play. Neither team scored in the sudden death period. **NOVEMBER 28** — Before a television audience estimated at 35 million, the Broncos riddle the Detroit Lions 31-27 on Denver's first Thanksgiving Day game in Detroit. **DECEMBER 8** — Denver assures itself of the team's second consecutive winning season and Otis Armstrong sets a single game rushing mark of 183 yards as the Broncos down Houston 37-14. **DECEMBER 15** — Otis Armstrong finishes the season with 1407 yards and the NFL rushing title becoming one of a half dozen players ever to average more than 100 yards per game in pro football.

1975

**JANUARY** — Otis Armstrong and Riley Odoms represent the Broncos in the annual Pro Bowl game in Miami, Fla. **FEBRUARY** — Expansion of Mile High Stadium begins, which will provide 63,500 capacity for the 1976 season and an ultimate capacity of 75,000 in 1977. **DECEMBER 14** — Floyd Little winds up his career as the seventh all-time rusher in the NFL with 6,323 yards.

1976

**JANUARY 26** — Tight end Riley Odoms and linebacker Randy Gradishar are the Broncos representatives in the Pro Bowl in New Orleans. **MARCH 28** — Quarterback Charley Johnson announces his retirement from the National Football League after a 15-year career. Johnson led the club to its first two winning seasons in 1973 and 1974. **JUNE 27** — Lyle Alzado is one of three finalists for the man of the Year Award and Rick Upchurch is honored as the American Conference Offensive Rookie of the Year by the NFL Players Association. **SEPTEMBER 26** — Rick Upchurch ties an NFL record by returning two punts for touchdowns in a 44-13 win over the visiting Cleveland Browns. **OCTOBER 24** — Rick Upchurch ties an NFL record with his fourth punt return touchdown of the season in a 35-26 win over Kansas City. **NOVEMBER 7** — With two field goals and six extra points, Jim Turner becomes the fifth player in pro football history to surpass 1,200 points. **DECEMBER 12** — The Broncos stop Chicago, 28-14, for the ninth win of the season, highest total in Denver history. Otis Armstrong rushes for 116 yards to reach 1,008 for the season, his second 1,000-yard in his career. **DECEMBER 18** — Fred Gehrke, long-time Bronco administrator, is named general manager.

1977

**JANUARY 17** — Rick Upchurch and Otis Armstrong are the Bronco participants in the annual AFC-NFC Pro Bowl in Seattle. **JANUARY 31** — John Ralston resigns as Head Coach of the Denver Broncos. **FEBRUARY 1** — Robert (Red) Miller, a former Bronco assistant coach, is named as the team's eighth head coach. **JUNE 12** — Lyle Alzado is named winner of the National Football League Players Association's Byron (Whizzer) White Award as the group's Man of the Year. **OCTOBER 16** — Pushing their season record to 5-0, the Broncos use seven interceptions and a touchdown pass to kicker Jim Turner to trounce the defending world champion Oakland Raiders, 30-7. **NOVEMBER 27** — In

289

## HISTORICAL HIGHLIGHTS (Continued)

a showdown of the two best records in the NFL, the Broncos get a 73-yard interception return for a touchdown by Tom Jackson to dump Baltimore, 27-13, and run their record to 10-1. **DECEMBER 4** — With a 24-14 win at Houston the Broncos clinch a playoff berth, first in the club's history. Later in the day, the Broncos clinch the AFC Western Division championship when the Raiders fall to the Los Angeles Rams. **DECEMBER 18** — The Broncos lose to Dallas in the regular season finale, 14-6, but post the best record in the history of the franchise, 12-2, tied with Dallas for the best in the NFL. **DECEMBER 24** — Before the largest crowd ever to watch a sporting event in the state of Colorado, 75,011, the Broncos stop the Pittsburgh Steelers in the first round of playoff action, 34-21.

### 1978

**JANUARY 1** — In a hard-fought game at Mile High Stadium, the Broncos dethrone the Raiders, 20-17, for the AFC championship and a trip to the Super Bowl in New Orleans. **JANUARY 15** — Broncos fall to the Cowboys, 27-10, in the Super Bowl. **JANUARY 23** — Lyle Alzado, Randy Gradishar, Tom Jackson, Billy Thompson and Louis Wright represent the Broncos in the Pro Bowl, the largest Denver contingent in history. **MARCH** — Only 143 season tickets are not renewed, a new all-time low. **DECEMBER 3** — Broncos win by 21-6 score at Oakland, holding the Raiders without a touchdown for the second time in the season, and moving within one game of AFC West crown. **DECEMBER 10** — Denver downs Kansas City, 24-3, winning second straight division championship, as QB Craig Morton goes 1-9-for-22 with 16 straight completions, both second best all-time NFL marks. **DECEMBER 30** — Denver loses in the playoffs to eventual Super Bowl champion Pittsburgh Steelers, 33-10.

### 1979

**JANUARY 29** — Broncos are represented by an all-time high of seven players in the NFL Pro Bowl, including Lyle Alzado, Randy Gradishar, Tom Jackson, Riley Odoms, Bill Thompson, Rick Upchurch, and Louis Wright. **MARCH** — Only 161 season tickets are not renewed, virtually assuring the Broncos of their tenth straight sellout season. **OCTOBER 7** — Denver shuts out San Diego, 7-0, marking first time ever for Broncos to record two shutouts in one season. Denver had opened the campaign with 10-0 win over Cincinnati. **NOVEMBER 11** — Rick Upchurch becomes the all-time pro football record holder in career punt return yardage. He set the record vs. New England, surpassing the late Emlen Tunnell's total of 2,209 yards. **DECEMBER 17** — Denver clinches a playoff berth for the third straight year. **DECEMBER 23** — Denver loses in wild card playoff game at Houston, 13-7.

### 1980

**JANUARY 27** — The Broncos are represented in the Pro Bowl game by Randy Gradishar, Tom Jackson, Rick Upchurch, and Louis Wright. **MARCH** — Only 146 season tickets are not renewed for 1980, virtually assuring the club of its 11th consecutive sellout campaign. **OCTOBER 5** — Randy Gradishar returns interception 93 yards for a touchdown vs. Cleveland, the longest such return in team history and the NFL's longest for 1980 season. **OCTOBER 13** — Fred Steinfort kicks 57-yard field goal, tying record for third-longest kick in NFL history.

### 1981

**JANUARY** — Fred Steinfort is named by Pro Football Weekly as that publication's Golden Toe Award winner for the 1980 season, having tied for the league lead with 26 field goals. **FEBRUARY 25** — Edgar F. Kaiser, Jr. is introduced as the new owner of the Denver Broncos, having purchased the club from principal owners Gerald H. Phipps and Allan R. Phipps. **MARCH 10** — Grady Alderman is named new General Manager and Dan Reeves is named as the new Head Coach. **MARCH** — The Broncos are sold out for their 12th consecutive season. **SEPTEMBER** — Craig Morton throws four touchdown passes in each of two consecutive games, vs. Baltimore and San Diego, a first in franchise history. Wide receiver Steve Watson ties a team record with three touchdown receptions against the Colts on September 20. **NOVEMBER 22** — Watson catches a touchdown pass at Cincinnati to set a new team record with 13 TD catches in one season. **DECEMBER 20** — Watson gains 82 yards on receptions at Chicago, establishing a new Bronco single season mark with 1,244 reception yards. Individually, Morton set single season records for yards gained (3,213), yards passing (3,195), and average gain per play (8.37), while Watson led the AFC in reception yardage and in touchdown receptions (13).

## HISTORICAL HIGHLIGHTS (Continued)

### 1982

**JANUARY 31** — The Broncos are represented in the Pro Bowl game by Randy Gradishar, Bob Swenson, Bill Thompson, and Steve Watson. **MARCH** — Only 49 season ticket accounts have not been renewed for 1982, virtually assuring the Broncos of their 13th consecutive sellout season in Mile High Stadium. **SEPTEMBER 21** — The NFL Players Association begins the first regular season strike in NFL history, resulting in the cancellation of games for eight consecutive weeks. **DECEMBER 3** — Hein Poulus is named Vice President and General Manager of the Broncos. **DECEMBER 19** — Rick Upchurch returns a punt 78 yards for a touchdown against Kansas City to tie the all-time pro football record of eight career touchdowns on punt returns.

### 1983

**JANUARY 3** — Final NFL statistics show Rick Upchurch as the NFL's punt return leader with a 16.1 average and Luke Prestridge as the league's leading punter with a 45.0 mark. **FEBRUARY 6** — The Broncos are represented in the Pro Bowl game by Randy Gradishar, Luke Prestridge, and Rick Upchurch. **MARCH 15** — Only 89 season ticket accounts have not been renewed for 1983, virtually assuring the Broncos of their 14th consecutive sellout season in Mile High Stadium. **MAY 2** — In the biggest trade in franchise history, Denver acquires quarterback John Elway, the first player taken in the NFL draft, and signs him to a five-year contract. **DECEMBER 11** — Elway throws three fourth quarter touchdown passes to erase a 19-0 deficit and lead the Broncos to a 21-19 playoff-clinching win over Baltimore. This marks the fourth Bronco appearance in playoff competition. **DECEMBER 24** — Denver loses the wild card game at Seattle, 31-7.

### 1984

**JANUARY 29** — Randy Gradishar makes his seventh Pro Bowl appearance. Louis Wright also was named to the AFC Pro Bowl team, but was unable to play because of a fractured finger. **MARCH** — Only 146 season ticket accounts have not been renewed for 1984, virtually assuring the Broncos of their 15th consecutive sellout season in Mile High Stadium. **MARCH 23** — Pat Bowlen is introduced as the new owner of the Denver Broncos, assuming the title of President and Chief Executive Officer. **NOVEMBER 18** — The Broncos beat Minnesota 42-21 for the club's 10th straight victory, a team record. John Elway tied a Denver record throwing five touchdown passes in the game. **DECEMBER 15** — Denver wins its 13th game of the season, the most in Bronco history, and captures the AFC West crown with a 31-14 win over Seattle. Sammy Winder finishes the season with 1,153 yards rushing, and Steve Watson gains 1,170 yards receiving — the first time Denver has had 1,000-yard performers in both categories in the same season. **DECEMBER 30** — Pittsburgh defeats Denver 24-17 in a divisional playoff game.

### 1985

**JANUARY 27** — Sammy Winder represents the Broncos in the NFL Pro Bowl. **FEBRUARY 18** — Owner Pat Bowlen names John Beake as General Manager and Dan Reeves as Vice President of the club. **MARCH** — Only 82 season ticket accounts have not been renewed for the 1985 season, virtually assuring the Broncos of their 16th consecutive sellout season in Mile High Stadium. **DECEMBER 20** — Denver beats Seattle 27-24 to close out the season at 11-5. The Broncos set season records with total yards (5,496) and total points (380). John Elway, who threw for 432 yards against Seattle, set Denver records in total offense (4,144 yards) and passing yards (3,891) for the season, and Karl Mecklenburg's 13 quarterback sacks also set a new Bronco standard.

### 1986

**FEBRUARY 2** — The Broncos are represented by four players in the Pro Bowl — Rulon Jones, Karl Mecklenburg, Dennis Smith, and Louis Wright. **FEBRUARY 26** — Owner Pat Bowlen holds ground breaking ceremonies for 60 luxury Penthouse Suites to be built atop Mile High Stadium's fifth level. **MARCH** — Only 127 season ticket accounts have not been renewed for the 1986 season, virtually assuring the Broncos of their 17th consecutive sellout season in Mile High Stadium. **OCTOBER 12** — Broncos post a 31-14 win over San Diego to equal best start in team history with 6-0 record. **DECEMBER 13** — Denver, which had clinched AFC Western Division title by virtue of a Seattle win over Los Angeles the previous Monday night, clinched home field advantage for first playoff game by defeating Washington, 31-30. **DECEMBER 20** — Broncos conclude regular season play with second straight 11-5 record. Thirty-five individual and team records were set by the Broncos in 1986. DE Rulon Jones was named the AFC Defensive Player of the Year by UPI, and LB Karl Mecklenburg was named the AFC Player of the Year by the Football News.



## HISTORICAL HIGHLIGHTS (Continued)

### 1987

**JANUARY 4** — Broncos post a 22-17 playoff win over New England Patriots before 76,105, largest crowd ever to watch a Denver home game. **JANUARY 11** — Broncos post a thrilling, 23-20 overtime win over the Cleveland Browns to win the AFC championship and earn a trip to Super Bowl XXI. **JANUARY 18** — A crowd of over 63,000 attends a Mile High Stadium rally prior to team's departure for Pasadena. **JANUARY 25** — The Broncos lose to the New York Giants by a 39-20 score in Super Bowl XXI, a game watched by 101,063 at the Rose Bowl and played before a national television audience of 127,000,000. In addition, the game was televised live in 53 other nations. **JANUARY 26** — Over 100,000 fans welcome Broncos home in parade through downtown Denver. **FEBRUARY 1** — Six Broncos play in the Pro Bowl game, including Keith Bishop, John Elway, Rulon Jones, Karl Mecklenburg, Dennis Smith, and Sammy Winder. **MARCH** — Only 58 season ticket accounts have not been renewed for the 1987 season, virtually assuring the Broncos of their 18th consecutive sellout season in Mile High Stadium, longest sellout streak in the AFC and second longest in the NFL. **AUGUST 9** — The Broncos lose 28-27 to the Los Angeles Rams in American Bowl '87, a preseason game played in storied Wembley Stadium in London, England. **SEPTEMBER 22** — The NFL Players Association goes on strike, resulting in the cancellation of games for the weekend of Sept. 28. **OCTOBER 4** — Denver loses 40-10 to Houston in the first of three "replacement" games. **NOVEMBER 29** — Denver grabs a 31-17 win over San Diego in the 400th game for both franchises. The contest also marks Dan Reeves' 100th game as the Broncos' head coach. **DECEMBER 27** — The Broncos win their third AFC West title in four years after shutting out San Diego 24-0 in a blizzard. Denver finishes the season with a 10-4-1 record, the only team in the NFL to post eight 10-win seasons since 1977. QB John Elway is named NFL Most Valuable Player by AP.

### 1988

**JANUARY 10** — The Broncos advance to the AFC Championship Game with a 14-10 victory over Houston before 75,968 in Mile High Stadium. **JANUARY 17** — Denver becomes the first AFC team to win consecutive conference championships since Pittsburgh of 1978-79 by defeating Cleveland 38-33. The game garnered a 91 television share in the Denver area, believed to be an all-time national viewing high. **JANUARY 31** — The Broncos lose to Washington 42-10 in Super Bowl XXII in San Diego Jack Murphy Stadium. **FEBRUARY 6** — Three players represent Denver in the Pro Bowl Game, Keith Bishop, John Elway, and Karl Mecklenburg. **MARCH** — The Broncos are virtually assured of their 19th consecutive sellout campaign as just 91 season ticket accounts are not renewed for the 1988 campaign. **JUNE 3** — The Broncos acquire future Hall of Fame RB Tony Dorsett from the Dallas Cowboys in exchange for a future draft choice. The 1988 campaign will be Dorsett's 12th in pro football. **SEPTEMBER 26** — RB Tony Dorsett eclipses Jim Brown to become the second leading rusher in pro football history, trailing only Walter Payton. **DECEMBER 17** — The Broncos close out the season with a 21-10 win over New England and a disappointing 8-8 record, marking the end of Denver's two-year reign as AFC champions. QB John Elway concludes the season with 3,309 yards passing and 234 rushing to become the first player in football history to have four consecutive years with over 3,000 passing yards combined with over 200 rushing yards. Dorsett finishes the year second to Payton among football's all-time rushing leaders with 12,739 yards.

### 1989

**JANUARY 29** — P Mike Horan is the Broncos' lone representative in the AFC-NFC Pro Bowl Game. **APRIL** — The Broncos conclude season ticket renewals and waiting list additions for 1989, virtually assuring the team of its 20th consecutive sellout campaign at Mile High Stadium. **NOVEMBER 26** — The Broncos clinch their third AFC West title in four seasons after a 41-14 victory at home against Seattle. **DECEMBER 16** — Denver wraps up home field advantage for the AFC Playoffs with 37-0 win at Phoenix.

### 1990

**JANUARY 7** — The Broncos advance to the AFC Championship Game with a come-from-behind 24-23 win over Pittsburgh. **JANUARY 14** — The Broncos become the only AFC team to win three conference titles in the 1980s with a 37-21 victory over Cleveland in the AFC Championship Game. **JANUARY 28** — Denver loses 55-10 to San Francisco in Super Bowl XXIV in the New Orleans Superdome. **FEBRUARY 4** — Three players represent the Broncos in the Pro Bowl: K David Treadwell, NT Greg Kragen, and S Dennis Smith. LB Karl Mecklenburg was selected to start in the game but could not participate

## HISTORICAL HIGHLIGHTS (Continued)

because of a knee injury suffered in the Super Bowl. **FEBRUARY 26** — The National Football League announces that the Broncos will face Seattle in an Aug. 4 preseason game in Tokyo, Japan. **MARCH 5** — The Paul D. Bowlen Memorial Broncos Centre opens in southeast Denver, housing all of the team's office and training facilities. **AUGUST 5** — The Broncos defeat the Seattle Seahawks by a score of 10-7 in American Bowl '90, played before a sellout audience in the Tokyo Dome in Tokyo, Japan. The game marks Denver's second appearance in an international game, having played the Los Angeles Rams in London in a 1987 American Bowl contest. **NOVEMBER 22** — The Broncos drop a 40-27 game to the Detroit Lions in the Lions' annual Thanksgiving Day contest, marking Denver's fifth appearance in a Thanksgiving Day game, including four in Detroit and one in Denver (a 46-45 loss to the New York Titans in 1962). **DECEMBER 30** — Running back Bobby Humphrey finishes the season with 1,202 rushing yards, becoming one of just 10 backs to rush for over 1,000 yards in each of their first two NFL seasons. Mike Horan leads the entire NFL in punting (44.4) and in net punting average (38.9). The Broncos also boast the NFL's kickoff return leader in Kevin Clark who posts a 25.3 average.

### 1991

**FEBRUARY 3** — Safeties Steve Atwater and Dennis Smith, along with running back Bobby Humphrey, appear in the AFC-NFC Pro Bowl game in Honolulu, Hawaii. It is the first appearance each for Atwater and Humphrey. **JULY 27** — The Broncos lose 14-3 to Detroit in the Hall of Fame Game played in Canton, Ohio. Former Broncos assistant coach Stan Jones is inducted into the Hall. **SEPTEMBER 1** — Denver records its biggest opening day win ever with a 45-14 pounding of Cincinnati. **DECEMBER 8** — A 17-7 win at Cleveland clinches a playoff berth for the Broncos. **DECEMBER 22** — Denver closes out the regular season at 12-4 and wins the AFC West title for the fifth time in eight years.

### 1992

**JANUARY 4** — The Broncos overcome a 21-6 deficit to defeat Houston 26-24 in an AFC Divisional Playoff Game. The winning field goal was set up by a drive that began at the Denver two. The Broncos converted two fourth down plays to keep the possession alive. **JANUARY 12** — Despite a sterling effort by Denver's defense, the Broncos fall 10-7 to Buffalo in the AFC Championship Game. The Bills' high-powered offense managed just 213 yards and 12 first downs in the game. **FEBRUARY 2** — Running back Gaston Green, linebacker Karl Mecklenburg, and safeties Steve Atwater and Dennis Smith represent the Broncos in the Pro Bowl. **MARCH** — The Broncos conclude season ticket renewals and waiting list additions for 1992, virtually assuring the franchise of its 23rd consecutive sellout season. Denver is also named a participant in America Bowl '92, to be played in Berlin. **AUGUST 15** — The Broncos lose to the Miami Dolphins, 31-27, in American Bowl '92 in Berlin's Olympic Stadium. **DECEMBER 28** — Denver Broncos President Pat Bowlen announces that the franchise will not renew the contract of Dan Reeves, thus creating a coaching vacancy in Denver for the first time since 1981. Reeves ends his Denver career with a record of 116-78-1.

### 1993

**JANUARY 25** — Wade Phillips is hired as the 10th head coach in Bronco history, signing a three-year contract as head coach after four seasons as the Broncos' defensive coordinator. **MAY** — The Broncos conclude their season ticket sales, guaranteeing the 24th straight sellout campaign at Mile High Stadium. **DECEMBER** — Quarterback John Elway is named AFC Most Valuable Player (UPI, Kansas City 101 Club, Football News) after his best pro season, in which he led the AFC in rating (92.8), attempts (551), completions (348), completion percentage (63.2), touchdowns (25), and yards (4,030).

### 1994

**JANUARY 9** — The Broncos return to the playoffs as a Wild Card team, dropping a 42-24 first round game to the Los Angeles Raiders at the Los Angeles Memorial Coliseum. The wild card playoff game marked Denver's ninth nationally televised game of the 1993 season, bringing the Broncos' eight-year total (1986-93) to 84 national television dates. **FEBRUARY 6** — The Broncos are represented in the AFC-NFC Pro Bowl game by quarterback John Elway, tight end Shannon Sharpe, linebacker Karl Mecklenburg, and safeties Steve Atwater and Dennis Smith. **MARCH** — The Broncos and Raiders are named to oppose each other in an American Bowl '94 Game in Barcelona. The Broncos thus join San Francisco as the only two teams to have been asked to represent the NFL in London, Tokyo, Berlin, and Barcelona. **MAY** — The Broncos conclude season ticket renewals and waiting list additions for 1994, leading to an anticipated 25th consecutive season of sellouts at Mile High Stadium.

## MISCELLANEOUS



**TIGHT END SHANNON SHARPE ENDED 1993 JUST FIVE YARDS SHORT OF A 1000-YARD SEASON. HE LED THE TEAM IN CATCHES WITH 81 AND WAS NAMED TO THE 1993 PRO BOWL TEAM FOR THE SECOND TIME IN AS MANY YEARS. SHARPE ALSO TIED THE NFL PLAYOFF SINGLE GAME RECEPTION RECORD WITH 13 AGAINST THE RAIDERS.**

## THE DENVER BRONCOS YOUTH FOUNDATION

The Denver Broncos Youth Foundation (DBYF), a nonprofit organization, was established in 1982 to help meet the needs of young people from the physical, emotional, social and spiritual aspects of their lives. With this mission in mind, the DBYF works to provide leadership and to foster cooperation rather than competition among existing youth-serving organizations. Its efforts are aimed at creating awareness in Colorado communities about youth needs and at helping address those needs with available time and money.

The DBYF is funded by a broad base of public support which includes individuals and corporations. The Foundation enlists the support and resources of media, school districts, state and local governments, service clubs, para-church groups, and other youth organizations to address issues which impact primarily middle and high school age kids. The Youth Foundation focuses on four particular areas including drug and alcohol programs, educational programs, leadership programs and inner-city programs.

The DBYF enjoys a unique position around the State of Colorado through its affiliation with the Broncos. By utilizing the energy and enthusiasm for the Broncos name, the DBYF is able to capture the attention and imagination of local youth and youth leaders and focus community awareness on contemporary adolescent issues. Admittedly, no single organization can meet *all* the needs of young people; but the DBYF aims to play a significant role by unifying separate efforts—locally and statewide—and helping to create specific plans to meet those needs.

The Youth Foundation is separate from the Football Club, but Denver Broncos' owner, Pat Bowlen is a DBYF Board member.

### JIM RYAN President



September 1, 1992, Jim Ryan assumed the position as President of the Denver Broncos Youth Foundation from Randy Gradishar. Having been a board member for four years, he is well informed and personally concerned about the needs of Colorado's youth. He has also served on several boards and advisory groups such as Centennial Task Force for Drug Free Youth and the Executive Network. Being a professional

athlete requires determination and commitment. These attributes, coupled with his regard for the direction of today's youth, have influenced him to invest much of his time speaking to groups of young people on self-esteem and drug and alcohol awareness.

Jim graduated from the College of William and Mary in 1979 with a BA in Business Management. There he played football, where he received numerous honors. Ryan signed as a free agent with the Broncos in 1979 and embarked on a 10 year career. He was a starting linebacker for seven years, missing only one game. As a highlight of his career, Ryan was voted MVP in 1987 at the AFC Championship game which took the Broncos to the Super Bowl. Jim is a charter member of the Alumni Council.

Jim and his wife, Sara, have three sons, Ben, Jonathan and Sam.

## NATIONAL FOOTBALL LEAGUE

410 Park Ave., New York, N.Y. 10022

(212) 758-1500

Commissioner ..... Paul Tagliabue  
President ..... Neil Austrian

### LEAGUE OFFICE

Executive Vice President and League Counsel ..... Jay Moyer  
Vice President - Communications and  
Government Affairs ..... Joe Browne  
Vice President - Broadcasting & Productions ..... Val Pinchbeck, Jr.  
Vice President - Business Development ..... Roger Goodell  
Chief Financial Officer ..... Tom Spock  
Treasurer ..... Tom Sullivan  
Executive Director of Special Events ..... Jim Steeg

### COMMUNICATIONS

Director of Communications ..... Greg Aiello  
Director of International Public Relations ..... Pete Abitante  
Director of Information, AFC ..... Leslie Hammond  
Director of Information, NFC ..... Reggie Roberts

### BROADCASTING

Director of Broadcasting Services ..... Dick Maxwell  
Director of Broadcasting Research ..... Joe Ferreira  
Assistant Director of Broadcasting/Productions ..... Nancy Behar

### OPERATIONS

Director of Club Relations/Stadium Operations ..... Joe Ellis  
Director of Game Operations/League Secretary ..... Jan Van Duser  
Director of Football Development ..... Gene Washington  
Assistant Director of Game Operations ..... Tim Davey  
Director of Administration ..... John Buzzeo

### OFFICIATING

Director of Officiating ..... Jerry Seeman  
Assistant Director of Officiating ..... Jack Reader  
Supervisor of Officials ..... Leo Miles  
Supervisor of Officials ..... Ron DeSouza

### SECURITY

Director of Security ..... Warren Welsh  
Assistant Director of Security ..... Charles Jackson, Jr.

### NFL MANAGEMENT COUNCIL

Executive Vice President - Labor Relations/  
Chairman NFLMC ..... Harold Henderson  
Vice President - General Counsel ..... Dennis Curran  
Vice President - Operations & Compliance ..... Peter Ruocco  
Director of Player Personnel/Football Operations ..... Joel Bussert  
Director of Player Programs ..... Lem Burnham

### NFL PROPERTIES

Interim Chief Operating Officer ..... Ron Bernard  
Vice President - Worldwide Retail Licensing ..... Jim Connelly  
Vice President - Development/Special Events ..... Don Garber  
Vice President - Marketing/Sales ..... Jim Schwebel  
Vice President - Editor (Creative Services) ..... John Wiebusch

### NFL FILMS

President ..... Steve Sabol  
Vice President - Television Sponsorships ..... John Collins  
Vice President - In Charge of Production ..... Jay Garber  
Vice President - Video Operations ..... Jeff Howard  
Vice President - Editor-In-Chief ..... Bob Ryan  
Vice President - Special Projects ..... Phil Tuckett

### NFL ENTERPRISES

President ..... Ron Bernard  
Vice President - Marketing & Sales ..... Tola Murphy-Baron  
Vice President - Worldwide Distribution ..... Bill Moses

## NATIONAL FOOTBALL LEAGUE PUBLIC RELATIONS DIRECTORS



### AMERICAN FOOTBALL CONFERENCE

Buffalo - Denny Lynch ..... (716) 648-1800  
Cincinnati - Jack Brennan ..... (513) 621-3550  
Cleveland - Kevin Byrne ..... (216) 891-5000  
Houston - Dave Pearson ..... (713) 797-9111  
Indianapolis - Craig Kelley ..... (317) 297-2655  
Kansas City - Bob Moore ..... (816) 924-9300  
Los Angeles Raiders - Al LoCasale ..... (213) 322-3451  
Miami - Harvey Greene ..... (305) 623-6262  
New England - Don Lowery ..... (508) 543-8200  
New York Jets - Frank Ramos ..... (516) 538-6600  
Pittsburgh - Rob Boulware ..... (412) 323-1200  
San Diego - Bill Johnston ..... (619) 280-2111  
Seattle - Gary Wright ..... (206) 827-9777



### NATIONAL FOOTBALL CONFERENCE

### NATIONAL FOOTBALL CONFERENCE

Atlanta - Charlie Taylor ..... (404) 945-1111  
Chicago - Bryan Harlan ..... (708) 295-6600  
Dallas - Rich Dalrymple ..... (214) 556-9900  
Detroit - Bill Keenist ..... (313) 335-4131  
Green Bay - Lee Rempel ..... (414) 496-5700  
Los Angeles Rams - Rick Smith ..... (714) 535-7267  
Minnesota - Dave Pelletier ..... (612) 828-6500  
New Orleans - Rusty Kasmiarsky ..... (504) 733-0255  
New York Giants - Pat Hanlon ..... (201) 935-8111  
Philadelphia - Ron Howard ..... (215) 463-2500  
Phoenix - Paul Jensen ..... (314) 379-0101  
San Francisco - Rodney Knox ..... (408) 562-4949  
Tampa Bay - Chip Namias ..... (813) 870-2700  
Washington - Rick Vaughn ..... (703) 478-8900

### EXPANSION TEAMS

Carolina - Charlie Dayton ..... (704) 358-1644  
Jacksonville - Dan Edwards ..... (904) 633-6000



## CHAMPIONSHIP PLAY

### AFL-AFC TITLE GAMES

1993	Buffalo 30, Kansas City 13	1976	Oakland 24, Pittsburgh 7
1992	Buffalo 29, Miami 10	1975	Pittsburgh 16, Oakland 10
1991	Buffalo 10, Denver 7	1974	Pittsburgh 24, Oakland 13
1990	Buffalo 51, L.A. Raiders 3	1973	Miami 27, Oakland 10
1989	Denver 37, Cleveland 21	1972	Miami 21, Pittsburgh 17
1988	Cincinnati 21, Buffalo 10	1971	Miami 21, Baltimore 0
1987	Denver 38, Cleveland 33	1970	Baltimore 27, Oakland 17
1986	Denver 23, Cleveland 20 (OT)	1969	Kansas City 17, Oakland 7
1985	New England 31, Miami 14	1968	New York Jets 27, Oakland 23
1984	Miami 45, Pittsburgh 28	1967	Oakland 40, Houston 7
1983	Los Angeles Raiders 30, Seattle 14	1966	Kansas City 31, Buffalo 7
1982	Miami 14, New York Jets 0	1965	Buffalo 23, San Diego 0
1981	Cincinnati 27, San Diego 7	1964	Buffalo 20, San Diego 7
1980	Oakland 34, San Diego 27	1963	San Diego 51, Boston 10
1979	Pittsburgh 27, Houston 13	1962	Dallas 20, Houston 17 (OT)
1978	Pittsburgh 34, Houston 5	1961	Houston 10, San Diego 3
1977	Denver 20, Oakland 17	1960	Houston 24, Los Angeles 16

### NFL-NFC TITLE GAMES

1993	Dallas 38, San Francisco 21
1992	Dallas 30, San Francisco 20
1991	Washington 41, Detroit 10
1990	New York Giants 15, San Francisco 13
1989	San Francisco 30, Los Angeles 3
1988	San Francisco 28, Chicago 3
1987	Washington, 17, Minnesota 10
1986	New York Giants 17, Washington 0
1985	Chicago 24, Los Angeles Rams 0
1984	San Francisco 23, Chicago 0
1983	Washington 24, San Francisco 17
1982	Washington 34, Dallas 17
1981	San Francisco 28, Dallas 27
1980	Philadelphia 20, Dallas 7
1979	Los Angeles 9, Tampa Bay 0
1978	Dallas 28, Los Angeles 0
1977	Dallas 23, Minnesota 6
1976	Minnesota 24, Los Angeles 13
1975	Dallas 37, Los Angeles 7
1974	Minnesota 14, Los Angeles 10
1973	Minnesota 27, Dallas 10
1972	Washington 26, Dallas 3
1971	Dallas 14, San Francisco 3
1970	Dallas 17, San Francisco 10
1969	Minnesota 27, Cleveland 7
1968	Baltimore 34, Cleveland 0
1967	Green Bay 21, Dallas 17
1966	Green Bay 34, Dallas 27
1965	Green Bay 23, Cleveland 12
1964	Cleveland 27, Baltimore 0
1963	Chicago 14, New York Giants 10
1962	Green Bay 16, New York Giants 7
1961	Green Bay 37, New York Giants 0
1960	Philadelphia 17, Green Bay 13
1959	Baltimore 31, New York Giants 16
1958	Baltimore 23, New York Giants 17 (OT)
1957	Detroit 59, Cleveland 14
1956	New York Giants 47, Chicago 7
1955	Cleveland 38, Los Angeles 14
1954	Cleveland 56, Detroit 10
1953	Detroit 17, Cleveland 16
1952	Detroit 17, Cleveland 7
1951	Los Angeles 24, Cleveland 17
1950	Cleveland 30, Los Angeles 28
1949	Philadelphia 14, Los Angeles 0
1948	Philadelphia 7, Chicago Cardinals 0
1947	Chicago Cardinals 28, Philadelphia 21
1946	Chicago Bears 24, New York Giants 14
1945	Cleveland Rams 15, Washington 14
1944	Green Bay 14, New York Giants 7

## NFL-NFC TITLE GAMES (Continued)

1943	Chicago Bears 41, Washington 21
1942	Washington 14, Chicago Bears 6
1941	Chicago Bears 37, New York Giants 9
1940	Chicago Bears 73, Washington 0
1939	Green Bay 27, New York Giants 0
1938	New York Giants 23, Green Bay 17
1937	Washington 28, Chicago Bears 21
1936	Green Bay 21, Boston Redskins 6
1935	Detroit Lions 26, New York Giants 7
1934	New York Giants 30, Chicago Bears 13
1933	Chicago Bears 23, New York Giants 21

### SUPER BOWL RESULTS

1993	Dallas 30, Buffalo 13 at Atlanta
1992	Dallas 52, Buffalo 17 at Pasadena
1991	Washington 37, Buffalo 24 at Minneapolis
1990	New York Giants 20, Buffalo 19 at Tampa
1989	San Francisco 55, Denver 10 at New Orleans
1988	San Francisco 20, Cincinnati 16 at Miami
1987	Washington 42, Denver 10 at San Diego
1986	New York Giants 39, Denver 20 at Pasadena
1985	Chicago 46, New England 10 at New Orleans
1984	San Francisco 38, Miami 16 at Palo Alto
1983	Los Angeles Raiders 38, Washington 9 at Tampa
1982	Washington 27, Miami 17 at Pasadena
1981	San Francisco 26, Cincinnati 21 at Detroit
1980	Oakland 27, Philadelphia 10 at New Orleans
1979	Pittsburgh 31, Los Angeles 19 at Pasadena
1978	Pittsburgh 35, Dallas 31 at Miami
1977	Dallas 27, Denver 10 at New Orleans
1976	Oakland 32, Minnesota 14 at Pasadena
1975	Pittsburgh 21, Dallas 17 at Miami
1974	Pittsburgh 16, Minnesota 6 at New Orleans
1973	Miami 24, Minnesota 7 at Houston
1972	Miami 14, Washington 7 at Los Angeles
1971	Dallas 24, Miami 3 at New Orleans
1970	Baltimore 16, Dallas 13 at Miami
1969	Kansas City 23, Minnesota 7 at New Orleans
1968	New York Jets 16, Baltimore 7 at Miami
1967	Green Bay 33, Oakland 14 at Miami
1966	Green Bay 35, Kansas City 10 at Los Angeles

### RING OF FAME

The Denver Broncos' Ring of Fame was inaugurated in 1984 to honor former players and administrators who played significant roles in Bronco history.

In 1993 cornerback Louis Wright (1975-86) was inducted into the Ring of Fame, and linebacker Tom Jackson (1973-86) entered the Ring of Fame in 1992.

Linebacker Randy Gradishar (1974-83) was the only 1989 inductee into the Ring of Fame, while quarterback Craig Morton (1977-82), wide receiver Haven Moses (1972-81), and kicker Jim Turner (1971-79) were inducted in 1988.

Former defensive back Billy Thompson (1969-81) was honored in 1987 and three players joined the elite group in 1986, quarterbacks Frank Tripucka (1960-63) and Charley Johnson (1972-75), and defensive end Paul Smith (1968-78).

In 1985, former owner Gerald H. Phipps became the first non player to have his name placed on the Ring.

Four former players were the original Ring of Fame inductees, running back Floyd Little (1967-75), defensive end Rich Jackson (1967-72), wide receiver Lionel Taylor (1960-66), and safety Austin "Goose" Gonsoulin (1960-66).

The Ring of Fame is on the facade of Mile High Stadium's east stands, just below the third level.

## MILE HIGH STADIUM

Mile High Stadium, home of the Denver Broncos, has been filled for every regular season game since and including the 1970 season, with the exception of two replacement games played during the 1987 player's strike (both games were sold out before the strike). The Broncos have sold out 179 consecutive non-strike regular season games, and with postseason contests the total reaches 188 over the 24-year period.

Expansion of the stadium, begun in 1975, was completed for the 1977 season to give the Broncos the seventh largest home facility in the league.

Denver voters passed a \$25 million bond issue in 1974 to expand and improve the stadium from its capacity of 51,706 to 75,100. The stadium held 63,532 for the 1976 season, halfway through the project.

Bringing the stadium capacity to its present 76,273 in 1986 was the construction of the Penthouse Suites atop the west stands. There are 60 luxury suites which seat 14, 16, or 24 fans each, accessed by private elevators and fully serviced for every Bronco home game.

Making Mile High Stadium unique, however, is its movable east stands. The east stands move in a single section which, when fully extended, is in a horseshoe configuration for football. When the section is retracted, the stadium is in position for baseball.

The dynamics involved in the move are fascinating. First, bear in mind that the east stands section is a three-tiered structure, 535 feet long, 135 feet tall and 200 feet deep, weighing nearly nine million pounds. Second, the stands must be moved a distance of 145 feet.

How is it done? The answer, says DMJM-Phillips-Reister, the engineering-architectural firm in charge of the project, is water.

More than 90,000 square feet of runways serve as the operating surfaces over which the stands will move. Water is pumped onto the runways and form a .003 inch sheet upon which the stands rest. Hydraulic rams then push the stands forward at the rate of three feet per minute, making the move last somewhere around two hours.

Originally called Bears Stadium, the facility was built in 1948 for the Denver Bears of baseball's old Western League, with long range plans to utilize it for football as well. When Denver became a charter member of the American Football League in 1959, the south stands (8,100 seats) and portable east stands (9,616 seats) were added to give a capacity of 34,657 for football.

After Denver voters turned down a stadium bond issue to build an all-purpose metropolitan stadium in 1967, a non-profit group began a fund-raising drive with the goal of purchasing the stadium for the city.

In February of 1968, the group bought the stadium from Rocky Mountain Empire Sports for \$1.8 million and presented it to the city of Denver. A 16,000-seat upper deck was immediately constructed over the west stands, raising the capacity to over 50,000 for the 1968 season. In December of 1968, the stadium was renamed Denver Mile High Stadium.



## BRONCOS RADIO NETWORK

For the 25th consecutive season, Denver's 50,000-watt station KOA (850) will serve as the flagship station for the Denver Broncos game broadcast network.

Larry Zimmer is in his 24th consecutive season as a member of the Broncos' broadcast team and his fourth handling play-by-play. He was the color commentator from 1971-89. Zimmer has been named the Colorado SportsCaster of the Year three out of the last six years, including 1991. He also does play-by-play for the University of Colorado football team.

Joining Zimmer on the broadcast is Dave Logan, who will provide color commentary for his fifth year as a part of the KOA announcers team. He played with the Cleveland Browns from 1976-83 and the Broncos in 1984, and has been active in Denver sports radio since leaving the NFL. Logan was named the Colorado SportsCaster of the Year for 1992 and 1993.

### DENVER BRONCOS RADIO NETWORK AFFILIATE STATIONS - 1994

KALQ 93.5 FM	Alamosa, CO	KOTA 1380 AM	Rapid City, SD
KBCR 1230 AM	Steamboat Springs, CO	KOVE 1330 AM	Lander, WY
KBFS 1450 AM	Belle Fourche, SD	KOWB 1290 AM	Laramie, WY
KBUF 1030 AM	Garden City, KS	KPAG 1400 AM	Pagosa Springs, CO
KBZZ 1400 AM	La Junta, CO	KRAI 550 AM	Craig, CO
KCOW 1499 AM	Alliance, NE	KROE 930 AM	Sheridan, WY
KCSR 610 AM	Chadron, NE	KRSJ 100.5 FM	Durango, CO
KEKB 99.9 FM	Grand Junction, CO	KRSN 1490 AM	Los Alamos, NM
KENN 1390 AM	Farmington, NM	KRTN 94.3 FM	Raton, NM
KFBC 1240 AM	Cheyenne, WY	KRVN 880 AM	Lexington, NE
KGEX 1480 AM	Sidney, MT	KSGI 1450 AM	St. George, UT
KGRE 1450 AM	Greeley, CO	KSIT 104.5 FM	Rock Springs, WY
KHIX 600 AM	Fort Collins, CO	KSKE 610 AM	Vail, CO
KLMR 920 AM	Lamar, CO	KSNO 103.5 FM	Aspen, CO
KLOE 730 AM	Goodland, KS	KSPK 102.3 FM	Walsenburg, CO
KMTS 92.7 FM	Glenwood Springs, CO	KTRT 1270 AM	Tulsa, OK
KNEB 960 AM	Scottsbluff, NE	KTWO 1030 AM	Casper, WY
KNNG 104.7 FM	Sterling, CO	KVNU 610 AM	Logan, UT
KOAL 750 AM	Price, UT	KVOR 1300 AM	Colorado Springs, CO
KOGA 99.7 FM	Ogallala, NE	KYSL 92.1 FM	Frisco, CO
KOOQ 1410 AM	North Platte, NE	KZMX 580 AM	Hot Springs, SD



Larry Zimmer



Dave Logan

## MEDIA INFORMATION

The Broncos' media guide was prepared to assist in coverage of Denver's 1994 NFL season. Regarding game credentials, contact:

JIM SACCOMANO

Director of Media Relations  
Denver Broncos, 13655 Broncos Parkway,  
Englewood, CO 80112

Telephones: Office — (303) 649-9000

Office (after 5 p.m.) — (303) 649-9338

Home: Jim Saccomano — (303) 288-1182

When making requests for working press credentials, please allow time for mailing. Press credentials are normally issued approximately seven days before the game. Should transmission facilities be required, please arrange for same through local representatives.

As a general rule, the Denver Broncos do not issue any types of press credentials to weekly newspapers or magazines, unless they are of national circulation on specific assignment.

It is understood that all credentials will be used for the purpose for which they were issued, without exception. Violation of this policy will subject the bearer to ejection from Mile High Stadium.

**WORKING PRESS:** Admittance to the Broncos' press box is restricted to the **WORKING PRESS ONLY**. Credentials are marked with individual identification. Passes are non-transferable.

**PHOTOGRAPHERS:** Photographers are asked to take special note of the following conditions for use of press credentials, as set by the National Football League:

"This working credential is issued to an organization for the sole purpose of providing stadium access to an accredited individual who has a legitimate working function (media or game service) in connection with this game. It is non-transferable. Any unauthorized use of this credential subjects the bearer to ejection from the stadium and prosecution for criminal trespass.

Any secondary non-editorial use of any picture, film/tape or drawing of the game taken or made by the accredited organization or individual to whom this credential has been issued (including but not limited to use in advertising, sales promotion or merchandising) is prohibited without prior specific written approval of the National Football League. Additionally, television stations are prohibited from making available game film or tape to any other organization even though the planned use may be editorial in nature without advance written permission from the NFL or one of its member clubs. Such film or tape may be aired only by the specific station or entity to whom this credential is issued.

Television stations filming or taping NFL games recognize that any films or tapes may only be used in connection with a regularly scheduled television newscast within a seven-day period following the game and the film clip or taped portion of each such showing will not exceed two (2) minutes in length.

Additionally, television stations agree not to use more than six (6) minutes of filmed or taped "same-day" highlights from NFL games on any regularly scheduled news programs (i.e. no more than six minutes of highlights on Sunday night). This is the only exception to the two-minute limitation.

Television stations wishing to use NFL film or tape in any other manner must obtain written permission for such usage from National Football League films.

Acceptance of the credential constitutes agreement by the bearer and his organization to abide by the foregoing conditions. Thank you for your cooperation."

Sideline photo passes will be tightly controlled by the Public Relations Department and are generally limited to photographers shooting for a daily newspaper, wire service, or magazine of national circulation on specific assignment, or television station.

**RADIO-TELEVISION:** In making requests for broadcast credentials, please specify requirements for spotters and/or statisticians.

**STADIUM ACCESS:** To get to Mile High Stadium, which is located at 19th Avenue and Eliot Street, take Interstate 25 to the Mile High Stadium Exit (19th Avenue Exit). The Press Box is located on the West side of the stadium.

**DRIVING INSTRUCTIONS TO MILE HIGH STADIUM FROM STAPLETON INTERNATIONAL AIRPORT:** Exit airport on Quebec North and continue to Interstate 70. Take Interstate 70 West to Interstate 25 South, which will be a left lane exit. Continue West on Interstate 25 South until you come to Mile High Stadium Exit (19th Avenue Exit).

**DRIVING INSTRUCTIONS TO STAPLETON INTERNATIONAL AIRPORT FROM MILE HIGH STADIUM:** Take one of two routes depending on your parking lot location. You can take 20th Avenue East to Clay Street, turning left at Clay and proceeding to 23rd Avenue. Take a right at 23rd Avenue and continue to Interstate 25 entrances. Another route (Northbound) would be to take 17th Avenue East, which will continue beneath an overpass and will take you directly to Interstate 25 north. The alternate South bound route would be to take 1 7th Avenue East, turning left at Bryant Street and proceeding to the Interstate 25 South bound entrance, approximately two blocks.

**TRANSMISSION FACILITIES:** The Broncos provide five complimentary telephones in the visitors area of the working pressbox for use with VDT or telecopier equipment. Only collect, credit card or third party billing calls can be made from these telephones. Should you wish a private telephone installed at your seat, the Broncos will be pleased to assign you a seat location and provide you with a contact for you to make the appropriate arrangements with the local telephone company.

**POST-GAME TRANSPORTATION:** Please advise Broncos PR personnel as soon as possible should you require transportation following the game. The amount of time you must wait will obviously decline as time goes by following the conclusion of the game. All taxis will make pick-ups curb side at the Ticket Office, which is located at 19th Avenue and Eliot Street. Should you wish to make your own arrangements, the number of Yellow Cab Company is 777-7777.



### DENVER BRONCOS HIGHLIGHT VIDEO

NY Life is the sponsor of the Denver Broncos highlight video which is available at no cost to groups of all sizes through the Broncos public relations department. The 1993 highlight video, titled **Armed for the Future**, can be obtained by calling the public relations department of the Broncos at (303) 649-9000. The team address is 13655 Broncos Parkway, Englewood, CO 80112. Please give as much advance notice as possible in requesting the 1993 video, or other films available through the Bronco library.



## MEDICAL GLOSSARY

**AC Joint** — Acromioclavicular joint; joint of the shoulder where acromion process of the scapula and the distal end of the clavicle meet; most shoulder separations occur at this point.

**Abduct** — Movement of any extremity away from the midline of the body. This action is achieved by an abductor muscle.

**Abrasion** — Any injury which rubs off the surface of the skin.

**Abscess** — An infection which produces pus; can be the result of a blister, callus, penetrating wound or laceration.

**Adduct** — Movement of an extremity toward the midline of the body. This action is achieved by an adductor muscle.

**Adhesion** — Abnormal adherence of collagen fibers to surrounding structures during immobilization following trauma or as a complication of surgery which restricts normal elasticity of the structures involved.

**Aerobic** — Exercise in which energy needed is supplied by oxygen inspired and is required for sustained periods of vigorous exercise with a continually high pulse rate.

**Anabolic Steroids** — Steroids that promote tissue growth by creating protein in an attempt to enhance muscle growth. The main anabolic steroid is testosterone (male sex hormone).

**Anaerobic** — Exercise without use of oxygen as an energy source; short bursts of vigorous exercises.

**Anaphylactic Shock** — Shock that is caused by an allergic reaction.

**Anterior Compartment Syndrome** — Condition in which swelling within the anterior compartment of the lower leg jeopardizes the viability of muscles, nerves and arteries that serve the foot. In severe cases, emergency surgery is necessary to relieve the swelling and pressure.

**Anterior Cruciate Ligament (ACL)** — A primary stabilizing ligament within the center of the knee joint that prevents hyperextension and excessive rotation of the joint. A complete tear of the ACL necessitating reconstruction could require up to 12 months of rehabilitation.

**Anterior Talofibular Ligament** — A ligament of the ankle that connects the fibula (lateral ankle bone) to the talus. This ligament is oft times subject to sprain.

**Anti-Inflammatory** — Any agent which prevents inflammation, such as aspirin or ibuprofen.

**Anterogram** — A film demonstrating arteries after injection of a dye.

**Arthrogram** — X-ray technique for joints using air and/or dye injected into the affected area; useful in diagnosing meniscus tears of the knee and rotator cuff tears of the shoulder.

**Arthroscope** — An instrument used to visualize the interior of a joint cavity.

**Arthroscopy** — A surgical examination of the internal structures of a joint by means for viewing through an arthroscope. An arthroscopic procedure can be used to remove or repair damaged tissue or as a diagnostic procedure in order to inspect the extent of any damage or confirm a diagnosis.

**Aspiration** — The withdrawal of fluid from a body cavity by means of a suction or siphonage apparatus, such as a syringe.

**Atrophy** — To shrivel or shrink from disuse, as in muscular atrophy. Avascular Necrosis — Death of a part due to lack of circulation. Avulsion — The tearing away, forcibly, of a part or structure.

**Baker's Cyst** — Localized swelling of a bursa sac in the posterior knee as a result of fluid that has escaped from the knee capsule. A Baker's cyst indicates that there is a trauma inside the knee joint that leads to excessive fluid production.

**Bone Scan** — An imaging procedure in which a radioactive-labeled substance is injected into the body to determine the status of a bony injury. If the radioactive substance is taken up the bone at the injury site, the injury will show as a "hot spot" on the scan image. The bone scan is particularly useful in the diagnosis of stress fractures.

**Brachial Plexus** — Network of nerves originating from the cervical vertebrae and running down to the shoulder, arm, hand, and fingers.

**Bruise** — A discoloration of the skin due to an extravasation of blood into the underlying tissues.

**Bursa** — A fluid-filled sac that is located in areas where friction is likely to occur, then minimizes the friction; for example between a tendon and bone.

**Capsule** — An enclosing structure which surrounds the joint and contains ligaments which stabilize that joint.

**Cartilage** — Smooth, slippery substance preventing two ends of bones from rubbing together and grating.

**CAT Scan** — Use of a computer to produce a cross sectional view of the anatomical part being investigated from X-ray data.

**Cellulitis** — Inflammation of cellular or connective tissue.

**Cervical Vertebrae** — Group of seven vertebrae located in the neck.

**Charley Horse** — A contusion or bruise to any muscle resulting in intramuscular bleeding. No other injury should be called a charley horse.

**Colles' Fracture** — A fracture of the distal end of the radius with the lower end being displaced backward.

**Concentric Muscle Contraction** — A shortening of the muscle as it develops tension and contracts to move a resistance.

**Concussion** — Jarring injury of the brain resulting in dysfunction. It can be graded as mild, moderate or severe depending on loss of consciousness, amnesia and loss of equilibrium.

**Contusion** — An injury to a muscle and tissues caused by a blow from a blunt object.

**Cortical Steroids** — Used to suppress joint inflammation. Costochondral — Cartilage that separates the bones within the rib cage. Cryokinetics — Treatment with cold and movement.

**Cryotherapy** — A treatment with the use of cold. Cyst — Abnormal sac containing liquid or semi-solid matter.

**Degenerative Joint Disease** — Changes in the joint surface as a result of repetitive trauma.

**Deltoid Ligament** — Ligament that connects the tibia to bones of the medial aspect of the foot and is primarily responsible for stability of the ankle on the medial side. Is sprained less frequently than other ankle ligaments.

**Deltoid Muscle** — Muscles at top of the arm, just below the shoulder, responsible for shoulder motions to the front, side and back.

**Disc, Intervertebral** — A flat, rounded plate between each vertebrae of the spine. The disc consists of a thick fiber ring which surrounds a soft gel-like interior. It functions as a cushion and shock absorber for the spinal column.

**Disc, Intervertebral** — A flat, rounded plate between each vertebrae of the spine. This disc consists of a thick fiber ring which surrounds a soft gel-like interior. It functions as a cushion and shock absorber for the spinal column.

**Dislocation** — Complete displacement of joint surfaces.

**Eccentric Muscle Contraction** — An overall lengthening of the muscles as it develops tension and contracts to control motion performed by an outside force; oft times referred to a "negative" contraction in weight training.

**Eccymosis** — Bleeding into the surface tissue below the skin, resulting in a "black and blue" effect.

**Edema** — Accumulation of fluid in organs and tissues of the body; swelling.

**Effusion** — Accumulation of fluid, in various spaces in the body, or the knee itself. Commonly, the knee has an effusion after an injury.

**Electrical Galvanic Stimulation (EGS)** — An electrical therapeutic modality that sends a current to the body at select voltages and frequencies in order to stimulate pain receptors, disperse edema, or neutralize muscle spasms among other functional applications.

**Electromyogram (EMG)** — Test to determine nerve function. Epicondylitis — Inflammation in the elbow due to overuse.

**Ethyl Chloride** — "Cold spray," a chemical coolant sprayed onto an injury site to produce a local, mild anesthesia.

**Fat Percentage** — The amount of body weight that is adipose, fat tissue. Fat percentages can be calculated by underwater weighing, measuring select skinfold thickness, or by analyzing electrical impedance.

**Femur** Thigh bone; longest bone in the body.

**Fibula** — Smaller of the two bones in the lower leg; runs from knee to the ankle along the outside of the lower leg.

**Flexibility** — The ability of muscle to relax and yield to stretch forces.

**Flexibility Exercise** — General term used to describe exercise performed by a player to passively or actively elongate soft tissue without the assistance of an athletic trainer.

**Fracture** — Breach of continuity of a bone. Types of fractures include simple, compound, comminuted, greenstick incomplete, impacted, longitudinal, oblique, stress, or transverse.

**Gamekeeper's Thumb** — Tear of the ulnar collateral ligament of the metacarpophalangeal joint of the thumb.

**Glycogen** — Form in which foods are stored in the body as energy.

**Grade One Injury** — A mild injury in which ligament, tendon, or other musculoskeletal tissue may have been stretched or contused, but not torn or otherwise disrupted.

**Grade Two Injury** — A moderate injury when musculoskeletal tissue has been partially, but not totally, torn which causes appreciable limitation in function of the injured tissue.

**Grade Three Injury** — A severe injury in which tissue has been significantly, and in some cases totally, torn or otherwise disrupted causing a virtual total loss of function.

**Hamstring** — Category of muscle that runs from the buttocks to the knee along the back of the thigh. It functions to flex the knee, and is oft times injured as a result of improper conditioning or lack of muscle flexibility.

**Heat Cramps** — Painful muscle spasms of the arms or legs caused by excessive body heat and depletion of fluids and electrolytes.

**Heat Exhaustion** — Mild form of shock due to dehydration because of excessive sweating when exposed to heat and humidity.

**Heat Stroke** — Condition of rapidly rising internal body temperature that overwhelms the body's mechanisms for release of heat and could result in death if not cared for appropriately.

**Heel Cup** — Orthotic device that is inserted into the shoe and worn under the heel to give support to the Achilles tendon and help absorb impacts at the heel.

**Hematoma** — Tumor-like mass produced by an accumulation of coagulated blood in a cavity.

**Hot Pack** — Chemical pack that rests in water, approximately 160 degrees, and retains its heat for 15-20 minutes when placed in a towel for general therapeutic application.

**Humerus** — Bone of the upper arm that runs from the shoulder to the elbow.

**Hydrotherapy** — Treatment using water.

**Hyperextension** — Extreme extension of a limb or body part

**Iliotibial Band** — A thick, wide fascial layer that runs from the iliac crest to the knee joint and is occasionally inflamed as a result of excessive running.

**Inflammation** — The body's natural response to injury in which the injury site might display various degrees of pain, sweating, heat, redness, and/or loss of function.

**Internal Rotation** — Rotation of a joint or extremity medially, to the inside.

**Lesion** — Wound, injury or tumor.

**Ligament** — Band of fibrous tissue that connects bone to bone or bone to cartilage and supports and strengthens joints.

**Lumbar Vertebrae** — Five vertebrae of the lower back that articulate with the sacrum to form the lumbosacral joint.

**Magnetic Resonance Imaging (MRI)** — Imaging procedure in which a radio frequency pulse causes certain electrical elements of the injured tissue to react to this pulse and through this process a computer display and permanent film establish a visual image. MRI does not require radiation and is very useful in the diagnosis of soft tissue, disc, and meniscus injuries.

**Meniscectomy** — An intra-articular surgical procedure of the knee by which all or part of the damaged meniscus is removed.

**Meniscus** — Crescent shaped cartilage, usually pertaining to the knee joint; also known as "cartilage." There are two menisci in the knee, medial and lateral. These work to absorb weight within the knee and provide stability.

**Metacarpals** — Five long bones of the hand, running from the wrist to the fingers.

**Metatarsals** — Five long bones of the foot, running from the ankle to the toes.

**Myositis** — Inflammation of a muscle. Necrotic — Relating to death of a portion of tissue.

**Neoprene** — Lightweight rubber used in joint and muscle sleeves designed to provide support and/or insulation and heat retention to the area.

**Neuritis** — Inflammation of a nerve.

**Orthotic** — Any device applied to or around the body in the care of physical impairment or disability, commonly used to control foot mechanics.

**Paresthesia** — Sensation of numbness or tingling, indicating nerve irritation.

**Patella** — The kneecap. The patella functions to protect the distal end of the femur as well as increase the mechanical advantage and force generating capacities of the quadriceps muscle group.

**Patella Tendinitis** — Inflammation of the patella ligament; also known as "jumpers knee."

**Patellofemoral Joint** — Articulation of the knee cap and femur. Inflammation of this joint can occur through: 1) acute injury to the patella, 2) overuse from excessive running particularly if there is an associated knee weakness, 3) chronic wear and tear of the knee, 4) as a result of poor foot mechanics. Patellofemoral irritation can lead to chondromalacia, which in its most chronic condition, could require surgery.

**Peroneal Muscles** — Group of muscles of the lateral lower leg that are responsible for evert the knee. Tendons of these three muscles are vital to the stability of the ankle and foot.

**Phalanx** — Any bone of the fingers or toes; plural is phalanges. Phlebitis — Inflammation of a vein.

**Plica** — Fold of tissue in the joint capsule and a common result of knee injury.

**Posterior Cruciate Ligament (PCL)** — A primary stabilizing ligament of the knee that provides significant stability and prevents displacement of the tibia backward within the knee joint. A complete tear of this ligament necessitating reconstruction could require up to 12 months of rehabilitation.

**Quadricep Muscles "Quads"** — A group of four muscles of the front thigh that run from the hip and form a common tendon at the patella; they are responsible for knee extension.

**Radiography** — Taking of X-rays.

**Radius** — Forearm bone on the thumb side.

**Reconstruction** — Surgical rebuilding of a joint using natural, artificial or transplanted materials.

**Referred Pain** — Pain felt in an undamaged area of body away from the actual injury.

**Retraction** — The moving of tissue to expose a part or structure of the body.

**Rotator Cuff** — Comprised of four muscles in the shoulder area that can be irritated by over use. The muscles are the supraspinatus (most commonly injured), infraspinatus, teres minor, and subscapularis.

**Rotator Cuff Impingement Syndrome** — A microtrauma or overuse injury caused by stress, and the four stages are: 1) Tendinitis with temporary thickening of the bursa and rotator cuff; 2) Fiber dissociation in the tendon with permanent thickening of the bursa and scar formation; 3) A partial rotator cuff tear of less than 1 cm.; and 4) A complete tear of 1 cm. or more.

**Sacrum** — Group of five fused vertebrae located just below the lumbar vertebrae of the low back.

**Scapula** — Shoulder blade.

**Sciatica** — Irritation of the sciatic nerve resulting in pain or tingling running down the inside of the leg.

**Sciatic Nerve** — Major nerve that carries impulses for muscular action and sensations between the low back and thigh and lower leg; it is the longest nerve in the body.

**Shin Splint** — A catch-all syndrome describing pain in the skin that is not a fracture or tumor and cannot be defined otherwise.

**Sorbothane** — An energy absorbing polyurethane utilized in some foot orthotics to absorb shock forces of the foot.

**Spasm (Theory)** — Muscle soreness induced by exercise; is the result of reduced muscle blood flow, which results in pain.

**Spleen** — Large, solid organ responsible for the normal production and destruction of blood cells.

**Spondylitis** — Inflammation of one or more vertebrae.

**Spondylolisthesis** — Forward displacement of one vertebrae over another below it due to a developmental defect in the vertebrae.

**Spondylosis** — Abnormal vertebral fixation or immobility.

**Sprain** — Injury resulting from a stretch or twist of the joint and causes various degrees of stretch or tear of a ligament or other soft tissue at the joint.

**Sternum** — The breast bone.

**Steroids** — Any one of a large number of hormone-like substances. See Anabolic steroids and cortical steroids.

**Strain** — Injury resulting from a pull or torsion to the muscle or tendon that causes various degrees of stretch or tear to the muscle or tendon tissue.

**Stress Fracture** — A hair-line type of break in a bone caused by overuse.

**Stress X-ray** — A continual X-ray taken when a portion of the body is stressed to its maximum in order to determine joint stability. This is a test utilized in some ankle injuries.

**Stretching** — Any therapeutic maneuver designed to elongate shortened soft tissue structures and thereby increase flexibility.

**Subluxation** — Partial dislocation of a joint. The term usually implies that the joint can return to its normal position without formal reduction.

**Talus** — The ankle bone that articulates with the tibia and fibula to form the ankle joint.

**Target Heart Rate** — A pre-determined pulse to be obtained during exercise when circulation is working at full efficient capacities.

**Tarsals** — Group of seven bones of the foot consisting of the calcaneus, talus, cuboid and three cuneiform bones.

**Temporomandibular Joint (TMJ)** — The articulation of the jaw and skull; considered by some to be vital in resolution of injuries throughout the body.

**Tendinitis** — Inflammation of the tendon and/or tendon sheath, caused by chronic overuse or sudden injury.

**Tendon** — Tissue that connects muscle to bone. Tennis Elbow — General term for lateral elbow pain.

Tennis Elbow — General term for lateral elbow pain.

**Thoracic** — Group of twelve vertebrae located in the thorax and articulate with the twelve ribs.

**Thoracic Outlet Compression Syndrome** — A neuro-vascular disorder of the upper extremity common in throwing.

**Tibia** — Larger of the two bones of the lower leg and is the weight-bearing bone of the shin.

**Tomograph** — A special type of X-ray apparatus that demonstrates an organ or tissue at a particular depth.

**Trachea** — The windpipe.

**Transcutaneous Electrical Nerve Stimulator (TENS)** — An electrical modality that sends a mild current through pads at the injury site which stimulates the brain to release the natural analgesic, endorphin.

**Transverse Process** — Small lateral projection off the right side and left side of each vertebrae that functions as an attachment site for muscles and ligaments of the spine.

**Trapezius** — Flat triangular muscle covering the posterior surface of the neck and shoulder.

**Triceps** — Muscle of the back of the upper arm, primarily responsible for extending the elbow.

**Ulna** — Forearm bone that runs from the tip of the elbow to the little finger side of the wrist.

**Ulnar Nerve** — Nerve in elbow commonly irritated from excessive throwing.

**Ultrasound** — An electrical modality that transmits a sound wave through an applicator into the skin to the soft tissue in order to heat the local area for relaxing the injured tissue and/or disperse edema.

**Valgus** — Angulation outward and away from the midline of the body.

**Varus** — Angulation inward and toward the midline of the body.

**Vasoconstriction** — Decrease of local blood flow.

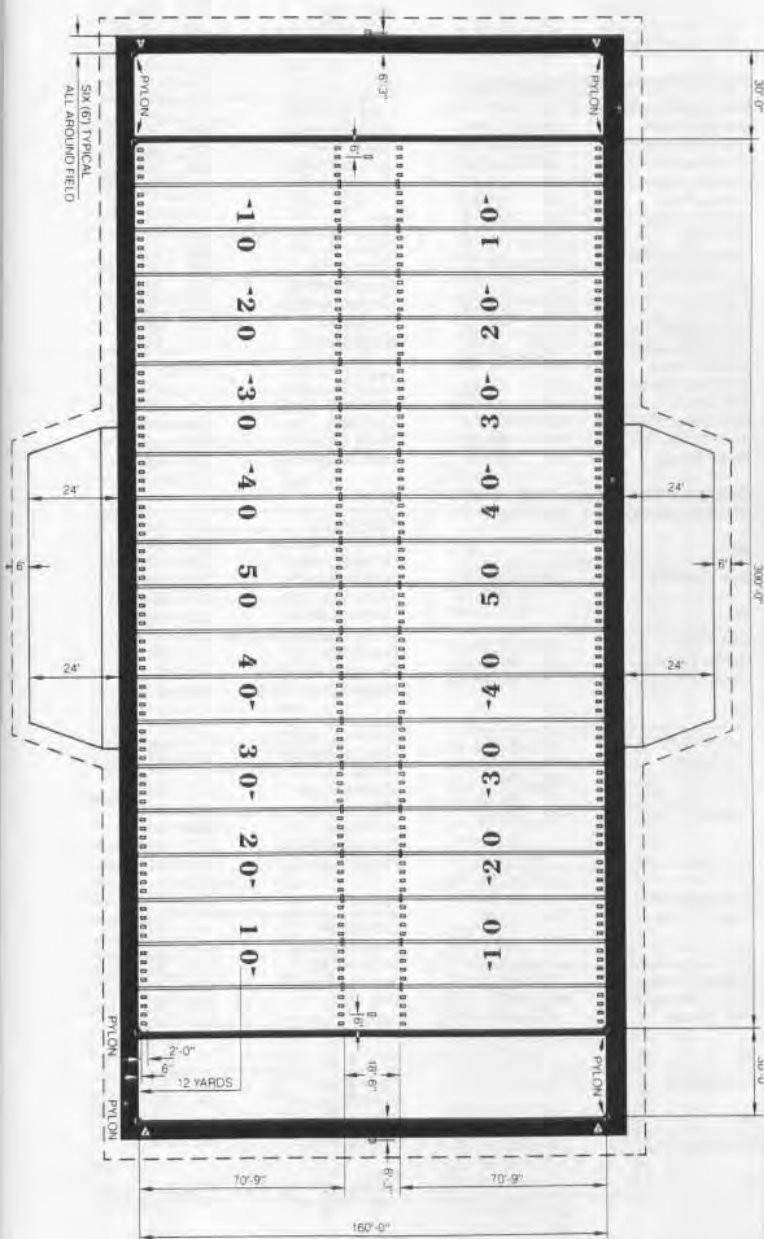
**Vasodilation** — Increase of local blood flow.

**"Wind Knocked Out"** — Syndrome describing a contraction of the abdominal nerve trunk, the solar plexus, as a result of an abdominal contusion.

**Wrist** — The junction between the two forearm bones (radius and ulna) and the eight wrist bones (trapezium, capitate, hamate, pisiform, triquetrum, lunate and scaphoid).

**Zygoma** — The cheekbone.

## Plan of the Playing Field





# ALL-TIME NUMERICAL ROSTER

## All-Time Numerical Roster Notes

\*Every jersey number has been worn at least once in franchise history.

### Numbers Worn Just Once

# 5	Brad Daluiso	K	92
6	Rich Giacommaro	P	87
9	David Treadwell	K	89-92
18	Frank Tripucka	QB	60-63
98	Rickey Hunley	LB	87-89

### Players Who Have Had Two Numbers

Milton (Mickey) Slaughter	QB	# 7, 14
John Hufnagel	QB	14, 16
John McCormick	QB	10, 11
Gerry Bussell	DB	21, 22
Wendall Hayes	HB	29, 33
Lonnie Perrin	RB	33, 35
Billy Van Huesen	WR	42, 45
Jim Fraser	LB	51, 55
Walter Highsmith	C	65, 68
Sam Brunelli	G	68, 72
Rubin Carter	DT	68, 69
Larry Cox	DT	66, 77
Jack Mattox	T	76, 77
Gordon Lambert	LB	51, 76
Winford Hood	G	74, 78
Shannon Sharpe	WR	81, 84
Jim Thibert	LB	53, 84
John Schultz	WR	84, 86
Tony Kimbrough	WR	80, 82
Kitrick Taylor	WR	81, 42

## DENVER BRONCOS ALL-TIME NUMERICAL ROSTER 1992-1960

#0	John Olszewski	FB	62
----	----------------	----	----

#1	Jason Elam	K	93
	Darren Parker	P	92
	Chris Norman	P	84-86

#2	Mike Horan	P	86-92
	Alex Moore	RB	68
	Joe Divito	QB	68
	Bobby Humphreys	K	67-68
	Cookie Gilchrist	FB	65 & 67

#3	Rich Karlis	K	82-88
	Bobby Howfield	K	68-70
	William (Billy) Joe	FB	63-64

#4	Rueben Rodriguez	P	92
	Robert Thompson	WR	87
	Rick Duncan	K	67

#5	Brad Daluiso	K	92
----	--------------	---	----

#6	Rich Giacommaro	P	87
----	-----------------	---	----

#7	John Elway	QB	83-93
	Craig Morton	QB	77-82
	Milton (Mickey) Slaughter	QB	63-66

#8	Tommy Maddox	QB	92-93
	Gary Kubiak	QB	83-91

#9	David Treadwell	K	89-92
----	-----------------	---	-------

#10	Mark Herrmann	QB	81-82
	Doug (Bucky) Dilts	P	77-79
	Steve Ramsey	QB	71-76
	Jim Leclair	QB	67-68
	John McCormick	QB	63, 65-66 & 68

#11	Luke Prestridge	P	79-83
	Bobby Anderson	HB	70-73
	Tobin Rote	QB	66
	John McCormick	QB	63, 65-66 & 68

#12	Shawn Moore	QB	92-93
	Ken Karcher	QB	87-88
	Craig Panrose	QB	76-79
	Charley Johnson	QB	72-75
	Al Pastrana	QB	69-70
	Gary Kroner	K	65-67

#13	Jack Weil	P	86
	Don Horn	QB	71-72
	Steve Tensi	QB	67-70
	Hub Lindsey	QB	68

#14	Dean May	QB	87
	Scott Stankarage	QB	84, 86
	Norris Weese	QB	76-79
	John Hufnagel	QB	74-75
	Pete Liske	QB	89-90
	Goldie Sellers	DB	66-67
	Milton (Mickey) Slaughter	QB	63-66
	Don Smith	G	67
	George Hunter Enis	QB	62
	Richard (Skip) Doyle	HB	60

#15	Mike Clendenen	K	87
	Jim Turner	K	71-79
	Marlin Briscoe	QB	68
	Max Chobolan	QB	66
	Jacky Lee	QB	64-65
	George Shaw	QB	62
	Philip Nugent	HB	61

#16	Tom Rouen	P	93
	Monte McGuire	QB	87
	Jeff Knapple	QB	80
	John Hufnagel	QB	74-75
	Mike Ernst	QB	72
	George Herring	QB	60-61

#17	Steve Deberg	QB	81-83
	Matt Robinson	QB	80
	Scotty Glacken	QB	66-67
	George Shaw	QB	62

#18	Frank Tripucka	QB	60-63
-----	----------------	----	-------

#19	Fred Steinfort	K	79-81
	Don Breaux	QB	63

#20	Greg Lewis	RB	91-92
	Darryl Jones	DB	87
	Kevin Clark	DB	87-88 & 90-91
	Louis Wright	CB	75-86
	Charles Greer	DB	68-74
	Billy Ray Fletcher	E	66
	Willie West	DB	64
	Tommy Minter	HB	62
	Jerry Traynham	HB	61
	Henry Bell	HB	60

#21	Le-Lo Lang	CB	90-93
	Earl Johnson	DB	87
	Myron Dupree	CB	83
	Randy Polt	CB	75-77
	Randy Montgomery	CB	71-73
	Bobby Burnett	RB	69
	Tommy Luke	LB	68
	Jesse Stokes	CB	68
	Goldie Sellers	DB	66-67
	Gerry Bussell	DB	65
	Eugene Mingo	HB	60-64

#22	Glyn Milburn	RB	93
	Alton Montgomery	S	90-93
	Tony Lilly	S	84-87
	Aaron Kyle	DB	80-82
	Steve Haggerty	DB	75
	Fran Lynch	HB	67-75
	Bobby Ply	DB	67
	Gerry Bussell	DB	65
	Elihu (Buddy) Allen	HB	61
	David Ames	HB	61
	Bob Stransky	HB	60

#23	Ronnie Bradford	CB	93
	Sammy Winder	RB	82-90
	Chris Pane	DB	76-79
	Billy Hardee	CB	76
	Alfred Haywood	RB	75
	George Hoey	DB	75
	Larry Steele	P	74
	Maurice Tyler	S	73-74
	Steve Preece	S	72
	Dickie Post	RB	71
	Drake Garrett	DB	68-70
	Gene Sykes	DB	67
	Austin (Goose) Gonsoulin	DB	60-66

#24	Wymon Henderson	CB	89-91
	Rick Parros	RB	81-84
	Otis Armstrong	RB	73-80
	George (Butch) Byrd	DB	71
	Booker Edgersen	CB	70
	Phil Brady	S	69
	Willie Brown	DB	63-66
	Hardy Brown	LB	60
	Donald Allen	FB	60

#25	Kip Corrington	S	89-90
	Tony Boddie	RB	86-87
	Daniel Hunter	CB	85-86
	Haven Moses	WR	72-81
	Ted Altien	RB	69
	Errol Prisby	DB	67

#26	Bobby Humphrey	RB	89-91
	Lyle Pickens	DB	87
	Chris Brewer	RB	84
	J. T. Thomas	WR/PR	83-84
	Larry Riley	DB	77
	Calvin Jones	CB	73-76
	George Saines	S	70-72
	Darrell Lester	FB	65-66
	Tommy Janik	DB	63-64

Frank Quayle	RB	69
Don Coffey	E	63

#27	Steve Atwater	S	89-93
	Maurice Harvey	DB	80
	Tom Oberg	S	68-69
	Charlie Mitchell	HB	63-67

#28	Gaston Green	RB	91-92
	Elliot Smith	CB	90
	Jeremiah Castille	CB	87-88
	Scott Caldwell	RB	87
	Roger Jackson	DB	82
	Cornell Gordon	CB	70-72
	Jack Lentz	S	67-68
	Abner Haynes	HB	65-66
	Billy Atkins	DB	64
	Bobby Gaiters	HB	63

#29	Charles Dimry	CB	91-93
	Darren Carrington	DB	89
	Warren Marshall	RB	87
	Wilbur Myers	S	83
	Bernard Jackson	DB	77-80
	Bill West	CB	72
	Wandy Williams	RB	69-70
	Wendall Hayes	HB	65-67

#30	Steve Sewell	RB	85-92
	Jim Jensen	RB	77, 79-80
	Oliver Ross	RB	73-75
	Hewitt Dixon	FB	63-65
	Clarence Walker	HB	63

#31	Rondell Jones	S	93
	Victor Jones	RB	92
	Kerry Porter	RB	90
	Mike Harden	CB	80-88
	Zachery Dixon	RB	79
	Mike Franchowiak	RB	75-76
	Bo Hickey	FB	67

#32	Sammie Smith	RB	92
	Melvin Bratton	RB	89-90
	Calvin Thomas	RB	88
	Joe Dudek	RB	87
	Leonard Jones	DB	87
	Tony Reed	RB	81
	Jon Keyworth	RB	74-80
	Garrett Ford	FB	68
	Mike Kellogg	FB	66-67

#33	Rod Bernstine	RB	93
	Robert Perryman	FB	91-92
	Tony Dorsett	RB	88
	Gene Lang	RB	84-87
	Lawrance McCutcheon	RB	80
	Lonnie Perrin	RB	76-78
	Jim Kick	RB	76-77
	Joe Dawkins	RB	71-73
	Willis Crenshaw	FB	70
	Wendell Hayes	HB	65-67
	Ed Cummings	LB	65
	Justin Rowland	HB	62
	Fred Bukaty	FB	61
	Pete Magnum	LB	60

#34	Tyrone Braxton	DB	87-93
	Nathan Poole	RB	82-83, 85, 87
	Ben Norman	RB	80
	Gus Holloman	DB	68-69
	Don Stone	FB	61-64

## #35

John Granby	DB	92
Blake Ezor	RB	90
Ken Bell	RB	86-89
Larry Canada	FB	78-79, 81
Lonnie Perrin	RB	76-78
Clem Turner	RB	70-72
Henry Jones	RB	69
Richard Dickinson	FB	62-63
Jim Sears	HB	60-61
Dave Rolle	FB	60-61

## #36

Frank Robinson	CB	92-93
Mark Haynes	CB	86-89
Billy Thompson	DB	69-81
Jim Stinnette	FB	61-62
John W. (Red) Brodnax	FB	60

## #37

Anthony Lynn	RB	93
Kevin Guiridy	CB	88
Steve Fitzhugh	DB	87
Steve Trimble	DB	81-83
Bob Wade	CB	70

## #38

Reggie Rivers	RB	91-93
Bruce Plummer	DB	87-88, 90

## #39

Robert Delpino	RB	93
Darryl Russell	DB	87
Tom Smiley	RB	84
Jesse Myles	RB	83-84
Roland Solomon	CB	81

## #40

Darryl Hall	S	93
Jeff Alexander	RB	89 & 92
Martin Rudolph	DB	87
Charlie West	DB	78-79
Randy Rich	DB	77
Jack Gehrke	WR	71
Grady Cavness	CB	69
Ron Lamb	FB	68
Brendon McCarthy	FB	68-69
Paul Carmichael	HB	65
Jay Dale Evans	HB	61
Albert Carmichael	HB	60-61

## #41

Greg Lewis	RB	91-92
Rob Lytle	RB	77-83
Leroy Mitchell	CB	71-73
Eric Crabtree	FL	66-68
George Burrell	S	69
Jerry Tarr	E	62
Bob McNamara	HB	60-61

## #42

Kitrick Taylor	WR	93
Muhumand Oliver	CB	92
Billy Van Huesen	WR	68-76
Lonnie Wright	DB	66-67
Odell Barry	HB	64-65
Al Frazier	HB	61
Albert Romine	HB	60

## #43

Steve Foley	DB	78-86
Lonnie Hepburn	CB	74
Pete Jaquess	DB	67-70
Bob Richardson	DB	66
Charles Marshall	HB	62
John Nocera	CB	63
Frank Bernardi	DB	60

## #44

Floyd Little	HB	67-75
Miller Farr	DB	65

## #45

Richard Shelton	CB	89
Steve Wilson	CB	82-88
Perry Smith	DB	80-81
Jeff Severson	DB	75
Bill Laskey	LB	73-75
Billy Van Heusen	WR	68-76
Tom Cassese	DB	67
Lew Scott	DB	66
Jim McMillin	DB	64-65
John Sklopan	HB	63

## #46

Bobby Micho	RB	86-87
Bruce Starling	HB	63
Dave Preston	HB	78-83
John Rowser	DB	74-76
Terry Erwin	HB	68
Jim Summers	DB	67
John Griffin	HB	64-66
Norman Bass	DB	64
Bob Zeman	DB	62-63

## #47

Gerald Willhite	RB	82-88
Tony Harns	WR	72
Paul Martha	S	70
James Smith	S	69
John McGeever	DB	62-65

## #48

Randy Robbins	DB	84-91
Earlie Thomas	DB	75
John Pitts	S	73-75
Dale Hackbert	S	73
Herman Lewis	DE	68
Nemiah Wilson	DB	65-67

## #49

Dennis Smith	S	81-93
Alvin Mitchell		70
Neal Sweeney	FL	67
Glenn Glass	DB	66

## #50

John Sullins	LB	92
Jim Ryan	LB	79-88
Bobby Maples	C	72-78
Olen Underwood	LB	71
Carl Cunningham	LB	67-70
Jerry Hopkins	LB	63-66
Pat Lamberti, Jr.	E	61

## #51

Mike Croel	LB	91-93
Marc Munford	LB	87-90
Bob Swenson	LB	75-79, 81-83

## #52

Mike Simone	LB	72-74
Bill Butler	LB	70
Tim Casey	LB	69
Gordon Lambert	LB	68-69
Dave Tobey	LB	68
Henry Sorrell	LB	67
Eugene Jeter	LB	65-67
Jim Fraser	LB	62-64
Leon Simmons	LB	63
Lee (Mike) Nichols	C	60-61

## #53

Jeff Mills	LB	90-93
Dan McDonald	LB	87
Ken Woodard	LB	82-85
Greg Bracelin	LB	80
Mike Montier	C	77
Ray Kubala	C	64-67
Frank Jackunas	C	63

James Barton	C	61-62
Frank Kuchta	C	60

## #53

Anthony Thompson	LB	90
Don Gulseth	LB	66
Randy Gradishar	LB	74-83
Ken Criter	LB	69-74
Roger LeClerc	C	67
Jim Thibert	LB	65
Tom Erlandson	LB	62-65
Bob Hudson	LB	60-61

## #54

Mitch Donahue	LB	93
Keith Traylor	LB	91-92
Keith Bishop	C	80, 82-89
Richard Baska	LB	76-77
Mike Lemon	LB	75
Ralph Cindrich	LB	74
Chip Myrtle	LB	67-72
Ron Sbranti	LB	66
Ed Cummings	LB	65
Larry Jordan	LB	62-64
Ed (Wahoo) McDaniel	LB	61-63

## #55

John Kacherski	LB	92
Rick Dennison	LB	82-90
Bryant Winn	LB	87
Art Smith	LB	80
Ken Brown	C	79
Goodwin Turk	LB	76-78
Pete Duranko	DE	67-70, 72-74

## #56

Archie Matsos	LB	66
Marv Matuszak	LB	64
Jim Fraser	LB	62-64

## #56

Michael Brooks	LB	87-92
Mike Knox	LB	87
Aaron Smith	LB	84
Larry Evans	LB	76-82
Ray May	LB	73-75
Don Parish	LB	72
Dave Washington	E	68
Walt Highsmith	C	68-69
Jay Bachman	C	68-71
Dave Behrman	C	67
John Bramlett	LB	65-66
Jim Price	LB	64

## #57

Dave Wyman	LB	93
Mark Murray	LB	91
Ty Allert	LB	90
Mike Ruether	C	88-89
Matt Smith	LB	87
Tom Jackson	LB	73-86
Bob Geedes	LB	72
Fred Forsberg	LB	68, 70-73
John Huard	LB	67-69

## #58

Elijah Alexander	LB	92-93
Scott Curtis	LB	89-90
Steve Busick	LB	81-85
Rob Nairne	LB	77-80
Phil Olsen	C	75-76
Tom Graham	LB	72-74
Bill McKoy	LB	70-72
Frank Richter	LB	67-69

## #59

Tim Lucas	LB	87-93
Kirk Dodge	LB	87
Darren Comeaux	LB	82-86
Mark Merrill	LB	81-82
Joe Rizzo	LB	74-80
Larry Kaminski	C	66-73

## #60

Nick Subis	G	91
Gerald Perry	G	88-90
Paul Howard	G	73-75, 77-86
Bob Young	G	66-70
Ernie Park	G	66
Charlie Parker	G	65
Ken Adamson	G	60-62

## #61

Bob Meeks	G	92-93
Andre Townsend	DE	84-90
Arland Thompson	G	80
Tom Lyons	G	71-76
Bob Vaughan	G	68
Bill Keating	DT	66-67
Charles Gavin	DE	60-63

## #62

Jeff Davidson	G	90-92
Mike Freeman	G	84, 86-87
Tom Giassic	G	76-83
Brian Goodman	G	75
Jerry Inman	DT	66-71
Ernie Barnes	G	63-64
Jerry Stalcup	LB	61-62
Jim Elfrid	LB	61
Jack Davis	T	60

## #63

Sean Farrell	G	90-91
Mark Cooper	G	83-87
Laval Short	DT	80
John Grant	DE	73-79
Dave Costa	DT	67-71
Melwood Guy	G	61-62
Dave Strickland	G	60

## #64

Jon Melander	G/T	93
Scott Beavers	G	90
Billy Bryan	C	77-88
Harvey Goodman	G	76
Mike Schnitker	G	69-74
George Gaiser	T	68
Sam Brunelli	G	66-71
John Hohman	G	65-66
Lewis (Bud) McFadin	DT	60-63

## #65

Gary Zimmerman	T	93
Monte Smith	G	89
Walth Bowyer	DE	83-84, 87-88
Glenn Hyde	G	76-81, 84-85
LeFrancis Arnold	G/C	74
Lloyd Voss	T	72
Jay Bachman	C	68-71
Walter Highsmith	C	68-69
George Tarasovic	DE	67
Don Shackelford	G	64
Joe Denvir	G	62
Joe Young	E	60-61

## #66

Chuck Johnson	T	92-93
Jim Juriga	T	88-90
Scott Garnett	NT	84
Brisen Manor	DE	77-84
Jim O'Mally	LB	73-75
Bill Cottrell	G	72
Larry Cox	DT	66-68
John Cash	E	61-62

## #67

Doug Widell	G	89-92
John Ayers	G	87
Dean Miraldi	T	85
Keith Uecker	T	82-83

Steve Schindler	G	77-78
Carl Schakowitch	G	75
George Goeddeke	G	67-72
Robert McCullough	G	62-65
Jack Simpson	LB	61
John Hatley	T	60

#### #68

Russell Freeman	T	92-93
Crawford Kier	G	91
Brad Henke	DE	89
Larry Lee	C	87
Rubin Carter	DT	75-86
Larron Jackson	G	71-76
Steve Alexakos	G	70
Walter Highsmith	C	68-69
Sam Brunelli	G	66-71
Tom Nomina	T	63-65
Bill Roehneit	LB	61-62
Gary Crane	LB	69
Ron McLean	DL	67

#### #69

Darrell Hamilton	T	89-91
Larry Lee	C	87
David Jones	OL	87
Tony Colorito	NT	86
Rubin Carter	DT	75-86

#### #70

Paul Smith	DT	68-78
Charlie Janerette	DT	64-65
Donald King	E	60

#### #71

Greg Kragen	NT	85-93
Jack Peavey	OL	87
Claudie Minor	T	74-82
Wallace Dickey	T	68-69
Jim Perkins	T	62-64
Art Hauser	T	61
Willie Smith	G	60

#### #72

Keith Kartz	C	87-93
Marsharne Graves	T	84
Don Latimer	DT	78-83
Wayne Hammond	DT	76
Bob Kampa	DT	74
Richard Tyson	G	67
Sam Brunelli	G	66-71
Jerry Sturm	C	61-66

#### #73

Simon Fletcher	LB	85-93
Kevin Belcher	T	87
Shawn Hollingsworth	T	83
Kelvin Clark	T	79-81
Henry Allison	T	77
Martin Imhof	DE	76
Stan Rogers	T	75
Mike Askea	T	73
Walter Barnes	DE	69-71
Pat Matson	G	66-67
Marvin Davis	DT	66
Issac Lassiter	E	62-64
Gordon Holz	DT	60-63
Robert Konovsky	E	61

#### #74

Harvey Salem	T	91
Bill Lobenstein	DL	87
Dan Remsburg	T	86-87
Winford Hood	G	84-88
Jerry Baker	T	83
Andy Maurer	T	77
Mike Current	T	67-75
Lee Bernel	T	65-66
Frank Atkinson	DE	64
Gordon Holz	DT	60-63

#### #75

Brian Habib	T	93
Rulon Jones	DE	80-88
Kit Lathrop	DE	79
Bill Bain	T	76-78
Ed Smith	DE	73-75
Rick Sharp	T	72
Roger Shoals	T	71
Rex Mirich	DE	67-69
Eldon Danenhauer	T	60-65

#### #76

Kirk Scrafford	T	93
Ken Lanier	T	81-92
Tom Neville	T	78
Randy Moore	DT	76
Tom Drougas	T	74
Steve Coleman	DE	74
Tom Donnes	DT	71-72
Gordon Lambert	LB	68-69
Bob Breitenstein	T	65-67
Harold Olsen	T	63-64
Jack Mattox	T	61-62
William Danenhauer	E	60

#### #77

Karl Mecklenberg	LB	83-93
Greg Boyd	DE	80-82
Lyle Alzado	DE	71-78
Alden Rocha	DE	70
Larry Cox	DT	66-68
Jim Thompson	DT	65
Dick Guesman	T/K	64
Anton Peters	T	63
Jack Mattox	T	61-62
Carl James Larpenter	G	60-61

#### #78

Don Maggs	T	93
Archie Harns	OL	87
Winford Hood	G	84-88
Rich Stachowski	DE	83
Bruce Radford	DE	79
Marv Montgomery	T	71-76
Ken Criter	LB	69-74
Jim White	DE	76
Tom Cichowski	T	68-69
Leroy Moore	DE	64-65

#### #79

Dave Widell	G	90-93
Stefan Humphries	G	77-78
Barney Chavous	DE	73-85
Carter Campbell	DE	71
John Gonzaga	G	66

#### #80

Tony Kimbrough	WR	93
Mark Jackson	WR	86-92
Shane Swanson	WR	87
Ray Alexander	WR	84
Rick Upchurch	WR	75-83
Jerry Simmons	WR	71-74
Tom Buckman	TE	69
Jimmy Jones	WR	68
Dan LaRose	DE	66
Ed Cooke	DE	64-65
Ron Nary	E	63
Tom Rychlec	E	63

#### #81

Barry Rose	WR	93
Kitnick Taylor	WR	93
Ricky Nattiel	WR	87-92
Shannon Sharpe	WR	90-93
Steve Watson	WR	79-87
Bob Adams	TE	75
Max Leetow	DE	85-86
Bill Jessup	E	60

#### #82

Tony Kimbrough	WR	93
Vance Johnson	WR	85-93
Larron Brown	WR	87
Zach Thomas	WR	83-84
Orlando McDaniel	WR	82
Larry Brunson	WR	80
Jack Doblin	WR	75-79
Otto Stowe	WR	74
Dwight Harrison	WR	71-72
Dave Pivec	TE	69
Robert Scarpitto	WR/P	62-67

#### #83

Melvin Bonner	WR	93
Michael Young	WR	89-92
Sam Graddy	WR	87-88
John Sawyer	TE	83-84
Wade Manning	WR	81-82
Tom Graham	LB	72-74
Jim Whalen	TE	70-71
Dave Washington	LB	71
Ray Jacobs	RT	63-66
Don Joyce	E	62
John Pyeatt	HB	60

#### #84

Shannon Sharpe	WR	90-93
Ricky Nattiel	WR	87-91
Clint Sampson	WR	83-86
Vince Kinney	WR	78-79
John Schultz	WR	76-78
Gene Washington	WR	73
Rod Sherman	WR	72
Mike Haffner	E	68-70
Lou Andrus	LB	67
Jason Franci	E	66
Jim Thibert	LB	65
Matt Snorton	TE	64
Jack Hill	HB	61
Albert Day	T	60

#### #85

Derek Russell	WR	91-93
Chris Wood	WR	89
Rick Massie	WR	87-88
Joey Hackett	TE	86
Mike Barber	TE	85
Don Summers	TE	84-85
Ron Egloff	TE	77-83
John Mosier	TE	71
Tom Beer	TE	67-69
James Greer	E	60

#### #86

Arthur Marshall	WR	92-93
Chris Verhulst	TE	90
Pat Kelly	TE	88-89
Mitch Andrews	TE	87
Butch Johnson	WR	84-85
Dean Barnett	TE	83
Emery Moorehead	WR	80
John Schultz	WR	76-78
Jim Krieg	WR	72
Jerry Hendren	WR	70
Bobby Moten	TE	68
Stan Fanning	DE	64
Don Carothers	E	60

#### #87

Cedric Tillman	WR	92-93
Barry Johnson	WR	91
Paul Green	TE	89
Pat Kelly	TE	88-89
Jason Johnson	WR	88
Bobby Micho	RB	86-87
Jim Wright	TE	80-85
Bill Larson	TE	80
Bob Moore	TE	78
Boyd Brown	TE	74-76
John Hoffman	DE	72
Rich Jackson	DE	67-72

James Wright	HB	64
Lionel Taylor	E	60-66

#### #88

Jerry Evans	TE	93
Russell Payne	TE	87
Clarence Kay	TE	84-91
Riley Odons	TE	72-83
Al Denson	FL	64-70
Eugene Preboba	E	61-63
Pat Epperson	E	60

#### #89

R Reggie Johnson	TE	91-93
Kerry Locklin	TE	87
Orson Mobley	TE	86-90
Keli McGregor	TE	85
Dave Logan	WR	84
Clay Brown	TE	83
Gordon Bowdell	WR	71
John Embree	WR	69-70
Andre White	TE	67
Max Wettstein	E	66
Gary Henson	E	64
Bill Groman	HB	63
Kenneth Carpenter	E	60

#### #90

Dan Williams	DE	93
Ron Holmes	DE	89-92
Freddie Gilbert	DE	86-88
Ken Woodard	LB	82-86

#### #91

Willie Oshodin	DE	92-93
Warren Powers	DE	89-91
Jeff Tupper	DL	87

#### #92

Ron Geater	DE	92
Alphonso Carreker	DE	89, 91

#### #93

Ronnie Haliburton	LB	90-92
-------------------	----	-------

#### #94

Jeff Robinson	DE	93
Jim Szymanski	DE	91-92

#### #95

Mark Flythe	DL	92
Jerry Robinson	LB	90
Steve Bryan	DE	87-88
Tim Joiner	LB	87

#### #96

Kenny Walker	DE	91-92
Jake McCullough	DE	89-90
Brian Clark	T	82

#### #97

Darren Drozdov	DT	93
Bruce Klostermann	LB	87-89

#### #98

Ricky Hunley	LB	84-87
--------------	----	-------

#### #99

Shane Droriet	DT	92
David Galloway	DE	90
Shawn Knight	NT	88
Ray Woodard	DE	87

#### Numbers Not Available

Hugh Smith	E	62
Phil Nugent	S	61
Leo Reed	T	61
Theo Wegert	FB	61
Harold Williams	HB	61



## NOTES

## DENVER BRONCOS 1994 PRESEASON SCHEDULE

All times listed are local at game sites\*  
HOME GAMES ARE IN CAPS

Day, Date	Team and Site	Time (MDT)	TV
Sunday, July 31	vs. Los Angeles Raiders at Barcelona, with <u>local</u> kickoff at 7:00 p.m.*	11:00 (MDT)	NBC
Saturday, Aug. 6	vs. ATLANTA	7:00 (MDT)	KCNC
Friday, Aug. 12	at San Francisco	5:00 (PDT)	FOX
Sunday, Aug. 21	at Dallas	7:00 (CDT)	TNT
Thursday, Aug. 25	vs. ARIZONA	7:00 (MDT)	KCNC

## DENVER BRONCOS 1994 REGULAR SEASON SCHEDULE

All times listed are local at game sites

Sunday, Sept. 4	vs. SAN DIEGO	6:00 (MDT)	TNT
Sunday, Sept. 11	at New York Jets	4:00 (EDT)	NBC
Sunday, Sept. 18	vs. L.A. RAIDERS	2:00 (MDT)	NBC
Monday, Sept. 26	at Buffalo	9:00 (EDT)	ABC
Sunday, Oct. 2	BYE		
Sunday, Oct. 9	at Seattle	1:00 (PDT)	NBC
Monday, Oct. 17	vs. KANSAS CITY	7:00 (MDT)	ABC
Sunday, Oct. 23	at San Diego	1:00 (PDT)	NBC
Sunday, Oct. 30	vs. CLEVELAND	2:00 (MST)	NBC
Sunday, Nov. 6	at Los Angeles Rams	1:00 (PST)	NBC
Sunday, Nov. 13	vs. SEATTLE	2:00 (MST)	NBC
Sunday, Nov. 20	vs. ATLANTA	2:00 (MST)	FOX
Sunday, Nov. 27	vs. CINCINNATI	2:00 (MST)	NBC
Sunday, Dec. 4	at Kansas City	3:00 (CST)	NBC
Sunday, Dec. 11	at Los Angeles Raiders	1:00 (PST)	NBC
Saturday, Dec. 17	at San Francisco	1:00 (PST)	NBC
Saturday, Dec. 24	vs. NEW ORLEANS	2:00 (MST)	FOX

2791 operator